

Army Cincinnati East Carolina Houston Louisville Memphis Southern Miss TCU Tulane UAB USF

East Carolina Houston Louisville

CONFERENCE USA

2004 FOOTBALL

Memphis Southern Miss TCU Tulane UAB USF

Army Cincinnati East Carolina Houston Louisville Memphis Southern Miss TCU Tulane UAB USF



2004 Composite Schedule

**THURSDAY, SEPTEMBER 2**

Northwestern at TCU

SATURDAY, SEPTEMBER 4

Cincinnati at Ohio State
East Carolina at West Virginia
Memphis at Mississippi
Tulane at Mississippi State
Baylor at UAB

SUNDAY, SEPTEMBER 5

Houston vs. Rice (RS)
Kentucky at Louisville

MONDAY, SEPTEMBER 6

Pittsburgh at USF

SATURDAY, SEPTEMBER 11

Louisville at Army
Miami (Ohio) at Cincinnati
Wake Forest at East Carolina
Houston at Oklahoma
Chattanooga at Memphis
Southern Miss at Nebraska
SMU at TCU
Florida A&M at Tulane
Tennessee Tech at USF

THURSDAY, SEPTEMBER 16

California at Southern Miss

SATURDAY, SEPTEMBER 18

Army at Houston
Cincinnati at Syracuse
Louisville at Tulane
Memphis at Arkansas State
TCU at Texas Tech
UAB at Florida State
USF at South Carolina

THURSDAY, SEPTEMBER 23

Miami (Fla.) at Houston (RS)

SATURDAY, SEPTEMBER 25

Army at Connecticut
Louisville at North Carolina
Cincinnati at East Carolina
Memphis at UAB
Southern Miss at Tulane
USF at TCU

SATURDAY, OCTOBER 2

TCU at Army
UAB at Cincinnati
East Carolina at Louisville
Houston at Memphis
Southern Miss at USF

THURSDAY, OCTOBER 7

Houston at Southern Miss

SATURDAY, OCTOBER 9

Cincinnati at Army
Tulane at East Carolina
UAB at Mississippi State

THURSDAY, OCTOBER 14

Louisville at Miami (Fla.)

FRIDAY, OCTOBER 15

TCU at UAB

SATURDAY, OCTOBER 16

Army at USF
Tulane at Memphis
Southern Miss at Alabama

FRIDAY, OCTOBER 22

USF at Louisville

SATURDAY, OCTOBER 23

Memphis at Cincinnati
East Carolina at Southern Miss
Houston at TCU
UAB at Tulane

SATURDAY, OCTOBER 30

Army at East Carolina
TCU at Cincinnati
Tulane at Houston

THURSDAY, NOVEMBER 4

Louisville at Memphis

SATURDAY, NOVEMBER 6

Navy at Tulane
Air Force at Army
Cincinnati at Southern Miss
East Carolina at Houston
USF at UAB

WEDNESDAY, NOVEMBER 10

TCU at Louisville

FRIDAY, NOVEMBER 12

Southern Miss at Memphis

SATURDAY, NOVEMBER 13

Army at Tulane
East Carolina at USF
Houston at UAB

SATURDAY, NOVEMBER 20

UAB at Army
USF at Cincinnati
Memphis at East Carolina
Louisville at Houston
Southern Miss at TCU

SATURDAY, NOVEMBER 27

Cincinnati at Louisville
N.C. State vs. East Carolina
(Charlotte, N.C.)
Memphis at USF
UAB at Southern Miss
Tulane at TCU

SATURDAY, DECEMBER 4

Army vs. Navy (Philadelphia, Pa.)

Conference games in italics.

All games and dates subject to change

(RS) — Reliant Stadium



MEDIA SERVICES

C-USA FOOTBALL SIDS

Bob Beretta, Army
845/938-3512
robert.beretta@usma.army.mil

Tom Hathaway, Cincinnati
513/556-5191
tom.hathaway@uc.edu

Jody Jones, East Carolina
252/328-4522
jonesjod@mail.ecu.edu

Chris Burkhalter, Houston
713/743-9404
cburkha@mail.uh.edu

Rocco Gasparro, Louisville
502/852-6581
rocco.gasparro@louisville.edu

Jennifer Rodrigues, Memphis
901/678-2397
jmpowers@memphis.edu

Mike Montoro, Southern Miss
601/266-4503
Michael.montoro@usm.edu

Steve Fink, TCU
817/257-5394
s.fink@tcu.edu

Donna Turner, Tulane
504/865-5506
dturner1@tulane.edu

Norm Reilly, UAB
205/934-0722
nreilly@uab.edu

John Gerdes, USF
813/974-4086
gerdes@admin.usf.edu

C-USA MEDIA RELATIONS

Russell Anderson
Assistant Commissioner
Home: TBA

TBA
Assoc. Director of Media Relations

TBA
Assoc. Director of Media Relations

Ryan Powell
Asst. Director of Media Relations
Home: TBA

TELECONFERENCE

Conference USA coaches will be featured on a teleconference from 12:30-2:00 p.m. Central during the 2004 season. The call will be held each Monday, with the first call scheduled for August 30. Media representatives wishing to participate on the teleconference should contact the conference office to obtain the access phone number. A tentative schedule is listed below.

Players of the Week/Notes	1:30 p.m. EDT/12:30 p.m. CDT
Jim Leavitt, USF	1:35 p.m. EDT/12:35 p.m. CDT
John Thompson, East Carolina	1:42 p.m. EDT/12:42 p.m. CDT
Bobby Ross, Army	1:49 p.m. EDT/12:49 p.m. CDT
Mark Dantonio, Cincinnati	1:56 p.m. EDT/12:56 p.m. CDT
Bobby Petrino, Louisville	2:03 p.m. EDT/1:03 p.m. CDT
Chris Scelfo, Tulane	2:10 p.m. EDT/1:10 p.m. CDT
Art Briles, Houston	2:17 p.m. EDT/1:17 p.m. CDT
Jeff Bower, Southern Miss	2:24 p.m. EDT/1:24 p.m. CDT
Tommy West, Memphis	2:31 p.m. EDT/1:31 p.m. CDT
Watson Brown, UAB	2:38 p.m. EDT/1:38 p.m. CDT
Gary Patterson, TCU	2:45 p.m. EDT/1:45 p.m. CDT
Beat Writers Notes Exchange	2:52 p.m. EDT/1:52 p.m. CDT

PRESS RELEASES

Conference USA football weekly press releases contain statistical information, updates, as well as notes, standings, schedules and results. The entire release will be available to the media prior to the Monday teleconference.

PLAYERS OF THE WEEK

Conference USA will name Offensive, Defensive and Special Teams Players of the Week each Monday during the regular season on the media teleconference. The Players of the Week are selected by a media panel with one media representative in each of the member institution's cities.

POSTSEASON AWARDS

Conference USA names first, second and third All-Conference teams, an All-Freshman Team, Offensive, Defensive and Special Teams Players of the Year, Freshman of the Year and Coach of the Year at the conclusion of the regular season. The award winners are selected from a poll of media representatives and head coaches.

SATELLITE FEED

Highlight clips from C-USA football teams will be available via satellite each week. Contact the media relations department for details.

E-MAIL/WEBSITE

All of the information provided by the media relations department is available on the official conference website — www.conferenceusa.com.

For direct e-mail distribution, please contact the media relations department.

What's in a Name?

Several Conference USA institutions are often misrepresented when it comes to the correct spelling and abbreviation of their names. The following is a list of names which seem to cause the most confusion. Please be sure to use the correct names when referring to Conference USA and its schools.

<u>Correct Usage</u>	<u>NEVER USE!!</u>	<u>Correct Usage</u>	<u>NEVER USE!!</u>
Conference USA C-USA	Conf. USA CUSA	Saint Louis	St. Louis
Charlotte	UNC-Charlotte North Carolina-Charlotte NC-Charlotte N.C.-Charlotte	Southern Miss	So. Miss. So. Mississippi
DePaul	Depaul	TCU	Texas Christian
DE PAUL	DEPAUL	UAB	Alabama-Birmingham Ala.-Birmingham Ala/Birmingham
		USF	South Florida South Fla. So. Florida

INSIDE



2	Media Services
3	Preseason Awards
4-7	Notebook
8-11	Conference USA
12	Officials/Rules Changes
13-20	The Future of Conference USA
21	The Future of Conference USA: Marshall
22	The Future of Conference USA: Rice
23	The Future of Conference USA: SMU
24	The Future of Conference USA: Tulsa
25	The Future of Conference USA: UCF
26	The Future of Conference USA: UTEP
27-32	Army
33-38	Cincinnati
39-44	East Carolina
45-50	Houston
51-56	Louisville

57-62	Memphis
63-68	Southern Miss
69-74	TCU
75-80	Tulane
81-86	UAB
87-92	USF

2003 IN REVIEW

94	Standings/Postseason Results
95	Honors/Awards
96-99	Statistics—All Games
100-103	Statistics—C-USA Games
104	Bowl Results/NCAA Leaders

RECORDS

105-116	C-USA Records
117-118	Career Records
119-122	Miscellaneous Records

123-129	Annual Standings
130	Bowl Results
131-133	Annual Leaders
134-140	All-Time Honors
141-144	All-Time Team vs. Team
145	Television/Radio
146-147	All-Time Television Appearances
148-151	Players in the Pros
152	Bowl Directory
153	AutoZone Liberty Bowl
154	GMAC Bowl
155	PlainsCapital Fort Worth Bowl
156	Sheraton Hawai'i Bowl
157	Wyndham New Orleans Bowl
158-159	Postseason History
160	SID Directory



Conference USA Defensive Player of the Year Rod Davis carries the Golden Eagles' regular season trophy through a celebration in Hattiesburg.



We've Moved!

5201 N. O'Connor Blvd. • Suite 300
Irving, TX 75039
P: 214/774-1300 • F: 214/496-0055
conferenceusa.com

STAFF

For a complete staff listing, please visit [conferenceusa.com/About C-USA](http://conferenceusa.com/About-C-USA).

Commissioner	Britton Banowsky
Assistant Commissioner - Media Relations:	Russell Anderson (rdanderson@c-usa.org)
Coordinator of Football Officials	Gerald Austin

CREDITS

2004 Conference USA Football is a publication of Conference USA. For additional information and copies, please contact the C-USA Media Relations Department.

Managing Editor: Erika Amstadt Hirschfield

Co-Editor: Russell Anderson

Editorial Assistance: Robin Jentes, Meg Ward

Cover Design and Production: Steve Klink

Photography: UIC Photographic Services and courtesy of C-USA Sports Information departments and NFL teams' public relations departments

Printing/Typesetting: Alpha Beta Press, Tinley Park, Illinois (Steve Smits & Joyce Schuster)

Conference USA extends special thanks to the sports information staffs for their assistance in preparation of this publication.

© 2004 Conference USA

Conference USA Celebrates 10th Anniversary

Conference USA celebrates its 10th season in 2004-05. C-USA commemorates this milestone with a multimedia campaign that will celebrate the past, present and future of the league. Several activities have been planned for the upcoming season that capture the history of C-USA and promote the student-athlete's achievements in all 19 conference-sponsored sports.

Beginning in August, the league will kick off its 10th year with the introduction of "Conference USA: Top 10 Moments in History" on the league's official website, conferenceusa.com. All-Decade Teams and Players of the Decade will be selected in each sport and announced during each sports' championship week. The conference has a variety of multimedia activities planned this season, including featuring the 10th anniversary theme on all its media guide covers. Featured on the 2004 Football cover are a current and former player from each C-USA institution as follows: Delente Brewer and Michael Wallace, Army; Trent Cole and Jonathan Ruffin, Cincinnati; Marvin Townes and Pernell Griffin, East Carolina; Kevin Kolb and Ketric Sanford, Houston; J.R. Russell and Dave Ragone, Louisville; DeAngelo Williams and Mike McKenzie, Memphis; Michael Boley and Adalius Thomas, Southern Miss; Robert Merrill and LaMarcus McDonald, TCU; Roydell Williams and Shaun King, Tulane; Darrell Hackney and Bryan Thomas, UAB and Stephen Nicholas and J.R. Reed, USF.



CONFERENCE USA ANNOUNCES PRESEASON FOOTBALL AWARDS



DeAngelo Williams, Memphis



Michael Boley, Southern Miss

Louisville has been chosen to win the 2004 Conference USA football championship, according to the league's head coaches. In the closest preseason coaches poll ever, the Cardinals received 106 of a possible 121 points. Memphis was second with 101 points, Southern Miss placed third with 100 and TCU ranked fourth with 99.

Louisville finished 9-4 last season and is fueled by one of the most explosive offenses in the country. Nine starters return to an offensive unit that led C-USA in total offense (521.4 yards per game) and scoring offense (36.1 points per game) in 2003. A pair of first team All-Conference performers from last year, QB Stefan LeFors and WR J.R. Russell, are joined on the preseason all-league offense by LT Travis Leffew. Cardinals DE Marcus Jones also received preseason recognition.

Hopes are high in Memphis, as the Tigers return 19 starters from a team that won nine games for the first time since 1963 and played in a bowl game for the first time in 32 years. Reigning C-USA Offensive Player of the Year, RB DeAngelo Williams, has been selected to repeat that honor this fall. Williams had 10 consecutive 100-yard games and set a school record with 1,430 rushing yards, despite missing the final three games with a knee injury. He is joined by WR Maurice Avery and FS Wesley Smith in receiving preseason All-C-USA accolades.

Defending champion Southern Miss was picked one notch behind Memphis in third place. The Golden Eagles' always-staunch defense will be led by the preseason Defensive Player of the Year, Michael Boley. Boley led the league and finished seventh in the nation in tackles for loss with 22.5, while registering 151 total tackles.

TCU, which is coming off its first 11-win campaign since winning the national title in 1938, was one point behind the Golden Eagles in fourth place. Running back Robert Merrill, who became the second straight Horned Frog freshman to rush for 1,000 yards, is helped by the blocking of offensive linemen Anthony Alabi and Chase Johnson. Those three players, along with defensive backs Mark Walker and Marvin Godbolt, give TCU a league-high five players on the preseason team.

Houston, which is coming off its first bowl appearance since 1996, was chosen fifth, just ahead of UAB. Sophomore QB Kevin Kolb was the most productive freshman QB in the nation last season and he will lead the high-powered Cougar offense again this fall. UAB welcomes back eight starters on offense and 10 on defense as it seeks its first-ever postseason bowl game. Both schools placed a pair of performers on the preseason all-league squad, with TE Stephen Cucci and DE Joe Clay representing UH and K Nick Hayes and LB Zac Woodfin listed for UAB.

USF, which posted a 7-4 record last season in its first year in C-USA, was chosen seventh, just ahead of Cincinnati. The Bulls welcome back nine offensive starters in their second year in the league, while the Bearcats placed a league-high three players on the preseason all-conference team for defense. Defensive ends Trent Cole and Andre Frazier are joined by CB Daven Holly in receiving the preseason accolades as UC prepares for its first season under new coach Mark Dantonio.

Rounding out the preseason poll are Tulane, East Carolina and Army. Tulane's talented WR Roydell Williams is joined by playmaking DB Tra Boger on the all-league team, while ECU is represented by Ryan Dougherty, the league's leading punter as a freshman last year, and productive LB Chris Moore. Army opens a new era this fall with the arrival of successful former collegiate and NFL coach Bobby Ross at West Point.

Preseason Poll

Predicted Order of Finish (1st place votes)

		Pts.
1.	Louisville (2)	106
2.	Memphis (3)	101
3.	Southern Miss (2)	100
4.	TCU (4)	99
5.	Houston	70
6.	UAB	61
7.	USF	56
8.	Cincinnati	45
9.	Tulane	39
10.	East Carolina	37
11.	Army	12

First Team Offense

QB	Stefan LeFors, Louisville
RB	Robert Merrill, TCU
RB	DeAngelo Williams, Memphis
OL	Anthony Alabi, TCU
OL	Chase Johnson, TCU
OL	Travis Leffew, Louisville
OL	Jeremy Parquet, Southern Miss
OL	Kyle Takavitz, Cincinnati
WR	Maurice Avery, Memphis
WR	J.R. Russell, Louisville
WR	Roydell Williams, Tulane
TE	Stephen Cucci, Houston

First Team Special Teams

K	Nick Hayes, UAB
P	Ryan Dougherty, East Carolina
KR	John Eubanks, Southern Miss
PR	Marvin Young, Southern Miss

First Team Defense

DL	Joe Clay, Houston
DL	Trent Cole, Cincinnati
DL	Andre Frazier, Cincinnati
DL	Marcus Jones, Louisville
LB	Michael Boley, Southern Miss
LB	Chris Moore, East Carolina
LB	Zac Woodfin, UAB
DB	Tra Boger, Tulane
DB	Marvin Godbolt, TCU
DB	Daven Holly, Cincinnati
DB	Wesley Smith, Memphis
DB	Mark Walker, TCU

Offensive Player of the Year

DeAngelo Williams, RB, Memphis

Defensive Player of the Year

Michael Boley, LB, Southern Miss

Special Teams Player of the Year

John Eubanks, KR, Southern Miss



C-USA on ESPN

Conference USA and ESPN Inc. are in the fourth season of an exclusive eight-year agreement to televise Conference USA football. The contract includes exclusive national cable television coverage on ESPN and ESPN 2 with at least 10 games annually, including games on non-traditional days as well as select Thursday and Saturday contests. Below is a list of confirmed games that will appear on ESPN or ESPN 2 this fall, as of June 22.

2004 ESPN SCHEDULE

Sat., Sept. 4	Cincinnati at Ohio State
Sun., Sept. 5	Kentucky at Louisville
Mon., Sept. 6	Pittsburgh at USF
Thu., Sept. 16	California at Southern Miss
Thu., Sept. 23	Miami (Fla.) at Houston
Thu., Oct. 14	Louisville at Miami (Fla.)
Fri., Oct. 15	TCU at UAB
Fri. Oct. 22	USF at Louisville
Thu., Nov. 4	Louisville at Memphis

2004 ESPN 2 SCHEDULE

Thu., Sept. 2	Northwestern at TCU
Sat., Sept. 4	Tulane at Mississippi State
Sat., Sept. 18	UAB at Florida State
Thu., Oct. 7	Houston at Southern Miss
Wed., Nov. 10	TCU at Louisville
Fri. Nov. 12	Southern Miss at Memphis

Missing You

The Conference USA scheduling format calls for eight Conference games this fall – four home and four away – which means each institution misses two other league foes. Following are the matchups that will not take place in 2004:

Army	Memphis, Southern Miss
Cincinnati	Houston, Tulane
East Carolina	TCU, UAB
Houston	Cincinnati, USF
Louisville	Southern Miss, UAB
Memphis	Army, TCU
USF	Houston, Tulane
Southern Miss	Army, Louisville
TCU	East Carolina, Memphis
Tulane	Cincinnati, USF
UAB	East Carolina, Louisville

Looking Ahead to 2005

The 2005 season will see the introduction of six new programs to Conference USA. Marshall University, Rice University, Southern Methodist University (SMU), the University of Tulsa, the University of Central Florida (UCF) and the University of Texas at El Paso (UTEP) will all begin football competition in C-USA beginning with the 2005 season.

Watch Out

A pair of official preseason award watch lists for the 2004 season have already been released. Here's a look at C-USA players that appear on these lists:

Rimington Trophy (Top Center)

Gene Frederic, Memphis
Chase Johnson, TCU

Lombardi (Top Lineman)

Trent Cole, Cincinnati
Kyle Takavitz, Cincinnati
Michael Boley, Southern Miss
Anthony Alabi, TCU
Zac Woodfin, UAB

A Sneak Preview

Conference USA will get a sneak preview of two of its future members this season with the renewal of two long-standing Texas rivalries. Houston will open its 2004 season at Rice on Sept. 4, while TCU will battle SMU one week later on Sept. 11.

Note of Champions

Southern Miss became the fourth team in Conference USA to post an undefeated conference season and the first to record an 8-0 mark. The Golden Eagles have accomplished the feat three of the times (2003, 1999 and 1997) and are joined by the 1998 Tulane team. USM has now won at least a share of four of the first eight regular season championships. Here's a look at C-USA's year-by-year champions:

2003	Southern Miss (8-0)
2002	TCU (6-2), Cincinnati (6-2)
2001	Louisville (6-1)
2000	Louisville (6-1)
1999	Southern Miss (6-0)
1998	Tulane (6-0)
1997	Southern Miss (6-0)
1996	Houston (4-1), Southern Miss (4-1)

Preseason All-Americans

Here's a look at some of the Conference USA players that have received preseason All-American recognition this year:

Athlon Sports

First Team

Michael Boley, LB, Southern Miss

Second Team

DeAngelo Williams, RB, Memphis

Lindy's

Second Team

Michael Boley, LB, Southern Miss

Phil Steele's

First Team

Michael Boley, LB, Southern Miss

Second Team

Broderick Clark, KR, Louisville

Fourth Team

Eric Shelton, RB, Louisville

Zac Woodfin, LB, UAB

Sporting News

Second Team

Michael Boley, LB, Southern Miss

Street & Smith's

Second Team

Anthony Alabi, OL, TCU

Big Improvement

Memphis increased its win total by 5.5 games from the 2002 season, the second-largest increase in Division I-A last year. It also ranks as the second-best increase in league history. Here's a look at the biggest improvements:

MOST IMPROVED 2003 I-A TEAMS

School	2002	2003	Gain
Tulsa	1-11	8-5	+6.5
MEMPHIS	3-9	9-4	+5.5
Navy	2-10	8-5	+5.5
Miami (Ohio)	7-5	12-1	+4.5
Utah	5-6	10-2	+4.5
Rutgers	1-11	5-7	+4.0
Kansas	2-10	6-7	+3.5
Michigan State	4-8	8-5	+3.5

MOST IMPROVED C-USA WON-LOST RECORD

6	Louisville (1-10 in 1997; 7-5 in 1998)
5.5	Memphis (3-9 in 2002; 9-4 in 2003)
5	Houston (0-11 in 2001; 5-7 in 2002)
5	Tulane (2-9 in 1996; 7-4 in 1997)

BCS Wins

Conference USA posted a total of 11 wins over BCS league teams in the 2003 season. The 11 wins is a C-USA record, surpassing the old mark of nine in 1999. A total of seven different Conference USA teams (Cincinnati, Houston, Louisville, Memphis, TCU, Tulane and UAB) defeated at least one BCS league team in 2003. Five of C-USA's 11 wins came on the road.

The 11 wins over BCS leagues were the second-most of any Division I-A conference during the regular season. Only the Big Ten (13) had more.

Wins over BCS league teams in 2003 (regular season and postseason)

15	Big Ten
13	ACC
12	SEC
11	Conference USA
11	Pac-10
8	Big 12
7	Big East
7	Mid-American
6	Mountain West
5	WAC
1	Sun Belt

Over Forty Club

Just three Division I-A schools scored 40 or more points in more games than Houston (7) in 2003. Louisville and Memphis each reached the 40-point mark five times. Here's a look at the leaders in topping the 40-point mark:

11	Miami (Ohio)
8	Texas, Texas Tech
7	HOUSTON , Boise State, Oklahoma, USC
6	Hawaii, Minnesota, North Carolina State, Oklahoma State
5	LOUISVILLE, MEMPHIS , Bowling Green, Kansas State, LSU, Mississippi, Missouri

Defensive Minded

Since the beginning of the 1999 season, the Southern Miss defense has allowed fewer touchdowns than any other Division I-A school. This list does not include special teams or defensive touchdowns by opponents, only TDs allowed by the defense:

School	TDs Allowed
1. SOUTHERN MISS	90
2. Miami (Fla.)	103
3. Oklahoma	104
4. Tennessee	114
	Kansas State 114
6. Utah	117
7. Florida State	118
8. Nebraska	121
9. TCU	123
	Michigan 123
11. Georgia	124
12. Florida	125

Stacking Sacks

Since the beginning of the 2000 season, three Conference USA teams are among the top 10 teams in the nation in quarterback sacks.

School	SACKS
1. Washington State	168
2. USC	162
3. Texas	161
4. TCU	160
5. LOUISVILLE	152
	New Mexico 152
7. California	151
	Fresno State 151
9. Kansas State	149
10. SOUTHERN MISS	143
	Arizona State 143
12. Michigan	142
13. Auburn	141
14. Tennessee	140
15. Miami (Fla.)	138
16. Notre Dame	137
17. USF	135
18. Maryland	130
19. Nebraska	123
20. North Carolina State	122
	Iowa 122
	Pittsburgh 122
23. CINCINNATI	121
24. Northern Illinois	120

Picked Off

Since the beginning of the 1999 season, two Conference USA teams are among the top 15 teams in the nation in interceptions:

School	INT
1. Oklahoma	103
2. Kansas State	99
3. Nebraska	96
4. Miami (Fla.)	93
5. Washington State	92
6. Virginia Tech	91
7. Oregon	89
8. Fresno State	88
9. USC	87
10. Auburn	82
11. CINCINNATI	80
13. LOUISVILLE	79
	Texas 79
	Georgia 79
16. Texas Tech	78

Close Calls

Fourteen of Conference USA's 44 league games were decided by five points or less this season, more than any other I-A conference. The SEC was next with 12 of its league games decided by five points or fewer.

C-USA's average margin of victory in conference games was 14.36. Only the Mountain West (12.0) and the Sun Belt (12.2) had closer margins than Conference USA.

Bowl Regulars

Louisville and TCU each played in a bowl game for the sixth consecutive season. Both of these programs are among the 16 I-A programs that have played in a bowl game in each of the last six seasons. The entire list includes:

ACC:

Florida State, Georgia Tech

Big East:

Miami, Virginia Tech

Big Ten:

Michigan, Purdue

Big 12:

Kansas State, Nebraska, Texas

C-USA:

Louisville, TCU

Pac-10:

Oregon

SEC:

Arkansas, Florida, Georgia, Tennessee

Rising Attendance

Eight of Conference USA's 11 schools showed an increased attendance average during the 2003 season from the attendance figures during the 2002 campaign. Memphis, Houston and TCU showed the largest increases. As a league, Conference USA had an average attendance increase of 2,886 fans per game.

School	2003 Avg.	2002 Avg.	Inc./Dec.
Memphis	40,662	29,257	+ 11,405
Houston	25,794	14,986	+ 10,808
TCU	36,155	27,813	+ 8,342
UAB	22,704	16,447	+ 6,257
USF	30,512	26,403	+ 4,109
East Carolina	33,012	29,629	+ 3,383
Southern Miss	28,641	26,961	+1,684
Louisville	36,771	36,743	+ 28
Army	30,794	32,606	-1,812
Tulane	25,635	27,901	- 2,266
Cincinnati	21,827	28,071	- 6,244
C-USA	29,870	26,984	+2,886

Four for Eight

For the first time in Conference USA's eight seasons, four different teams won at least eight games in a season. TCU reached the 10-win mark for the second straight season and third time in four years. Southern Miss won at least eight games for the fifth time in eight years. Louisville reached the eight-win mark for the third time in four years and Memphis won eight games for the first time since 1973.

Four Out of Eight

Southern Miss has won at least a share of four Conference USA championships since 1996. Only three schools in Division I-A (Florida State, Marshall and Miami-Fla.) have won more regular season conference titles over that span. Here's a look at the schools with the most league titles over that period:

- 7 Florida State (ACC)
- 6 Marshall (Mid-American)
- 5 Miami (Fla.) (Big East)
- 4 **Southern Miss (C-USA)**
- 4 Colorado State (WAC/Mountain West)

2003 Academic Honors

First Team Academic All-American

Nick Browne, Sr., K, TCU

District III

Brian Rimpf, Sr., OL, East Carolina

Richard Hourigan, Sr., WR, East Carolina

District IV

DeAngelo Williams, So., RB, Memphis

District VI

Nick Browne, Sr., K, TCU

Michael Roberts, So., DL, Tulane

Joe Traina, So., OL, Tulane

Matt Traina, So., OL, Tulane

They're Back

A total of 13 first team All-Conference performers are scheduled to return this fall, with six on offense, four on defense and three on special teams. Seventeen second team All-Conference honorees are back, with eight offensive returnees joined by seven defensive performers and two special teamers.

Schedule Breakdown

Conference USA teams never shy away from playing challenging non-conference competition and this season is no exception. Among the teams on C-USA's non-conference slate in 2004 are Alabama, Florida State, Miami (Fla.), Mississippi, Nebraska, North Carolina, N.C. State, Ohio State, Oklahoma, Pittsburgh, South Carolina, Texas Tech and West Virginia.

Fourteen C-USA opponents played in bowl games last season, including four BCS bowl teams: Florida State (Orange), Miami (Fla.) (Orange), Ohio State (Fiesta) and Oklahoma (Sugar).

For the second straight season, Conference USA will face at least one opponent from all 10 of the other I-A conferences.

Here's a look at C-USA's non-league opponents by conference:

ACC:

Florida State, Miami (Fla.) (2),

North Carolina, N.C. State, Wake Forest

Big East:

Connecticut, Syracuse, West Virginia

Big Ten:

Northwestern, Ohio State

Big 12:

Baylor, Nebraska, Oklahoma, Texas Tech

Mid-American:

Miami (Ohio)

Mountain West:

Air Force

Pac-10:

California

SEC:

Alabama, Kentucky, Mississippi,

Mississippi State (2), South Carolina

Sun Belt:

Arkansas State

WAC:

Rice, SMU

2004 Returning Statistical Leaders

The leader or runner-up in each of the 13 major statistical categories listed below is set to return this fall. Here's a look at the top returnees:

RUSHING

RB DeAngelo Williams, Memphis

2003: 243 for 1,430 yards; 5.9 avg.; 10 TD; 1st- C-USA

PASSING YARDAGE

QB Danny Wimprine, Memphis

2003: 440-246; 3,174 yards; 22 TD; 2nd- C-USA

PASSING EFFICIENCY

QB Kevin Kolb, Houston

2003: 153.8; 360-220-6; 3,131 yards; 25 TD; 1st- C-USA

RECEPTIONS

WR J.R. Russell, Louisville

2003: 75-for-1,213 yards; 16.2 avg.; 8 TD; 2nd- C-USA

RECEIVING YARDS

WR J.R. Russell, Louisville

2003: 75-for-1,213 yards; 16.2 avg.; 8 TD; 2nd- C-USA

ALL-PURPOSE YARDS

RB DeAngelo Williams, Memphis

2003: 2,113 total yards; 1,430 rushing, 384 receiving, 0 punt return yards, 299 kick return yards; 1st- C-USA

TOTAL OFFENSE

QB Stefan LeFors, Louisville

2003: 3,550 total yards; 405 rushing, 3,145 passing (428 plays) 1st- C-USA

SCORING

K Stephen Gostkowski, Memphis

2003: 101 points; 0 TD; 44 XPT, 19 FG; 2nd- C-USA

FIELD GOALS

K Stephen Gostkowski, Memphis

2003: 1.46 FG per game; 19-29 (65.5 %); 2nd- C-USA

PUNTING

P Ryan Dougherty, East Carolina

2003: 64 for 2,846 yards; 44.5 avg.; 1st- C-USA

TACKLES

LB Michael Boley, Southern Miss

2003: 151 (101-50); 23 TFL; 2nd- C-USA

SACKS

LB Michael Boley, Southern Miss

2003: 11.0 (11 solo, 0 assist); 2nd- C-USA

INTERCEPTIONS

CB Daven Holly, Cincinnati

2003: 6; 0.50 IPG; 1 TD; 2nd- C-USA

Returning Starters

Here's a look at the returning starters on offense, defense and special teams (including punt and kick returners) for each Conference USA school:

School	Off.	Def.	ST
Army	9	8	3
Cincinnati	9	7	3
East Carolina	6	6	3
Houston	7	9	3
Louisville	9	8	2
Memphis	11	5	3
Southern Miss	9	4	4
TCU	8	6	2
Tulane	8	8	3
UAB	7	9	3
USF	9	7	3

Returning Letterwinners

Here's a look at the number of lettermen returning and lost for each C-USA school:

School	Ret.	Lost
Army	49	16
Cincinnati	51	13
East Carolina	48	20
Houston	43	16
Louisville	43	16
Memphis	57	10
Southern Miss	52	14
TCU	46	19
Tulane	50	15
UAB	51	11
USF	50	24

Five C-USA Teams Went Bowling

For the second year in a row, five Conference USA teams played in bowl games in 2003. Here's a look at the league's year-by-year bowl progression:

- 2003:** Southern Miss (Liberty), Louisville (GMAC), Tulane (Sheraton Hawai'i), TCU (PlainsCapital Fort Worth), Memphis (New Orleans)
- 2002:** TCU (Liberty), Louisville (GMAC), Southern Miss (Houston), Tulane (ConAgra Foods Hawai'i), Cincinnati (New Orleans)
- 2001:** Louisville (Liberty), East Carolina (GMAC), TCU (galleryfurniture.com), Cincinnati (Motor City).
- 2000:** Louisville (Liberty), Southern Miss (GMAC Mobile Alabama), East Carolina (galleryfurniture.com), Cincinnati (Motor City).
- 1999:** Southern Miss (Liberty), East Carolina (Mobile Alabama), Louisville (Humanitarian).
- 1998:** Tulane (Liberty), Southern Miss (Humanitarian), Louisville (Motor City).
- 1997:** Southern Miss (Liberty), Cincinnati (Humanitarian).
- 1996:** Houston (Liberty).

Conference USA celebrates its 10th anniversary in 2004-05. A significant milestone for the league, the 10th year finds the conference preparing to embark on a new era in its already remarkable history.

Marshall, Rice, SMU, Tulsa, UCF and UTEP will join East Carolina, Houston, Memphis, Southern Miss, Tulane and UAB in a 12-team conference with competition beginning in 2005-06. Current members Cincinnati, DePaul, Louisville, Marquette and USF will become members of the BIG EAST, while TCU goes to the Mountain West and Charlotte and Saint Louis will join the Atlantic 10 at the end of this season. The membership changes have given C-USA the opportunity to play a pivotal role in the changing face of conference affiliations and will reinforce the league's position in collegiate athletics for years to come.

"We are excited about adding new members and making structural improvements to Conference USA," Banowsky said. "This is an opportunity for us to tighten our geography, group similar institutions together, create a divisional model, and possibly stage a football championship game. It will be very exciting to watch this league grow and develop."

The conference headquarters moves from Chicago to the Las Colinas area in the Dallas/Fort Worth Metroplex in June 2004.

With a promising future ahead, there is plenty for the league to celebrate from its first nine years. After its formation in 1995, hailed as a bold move in the world on intercollegiate sports, C-USA established a strong foundation while quickly earning a reputation of successfully competing at the highest levels of intercollegiate athletics. Capitalizing on the strengths of its 15 distinguished and diverse universities, Conference USA quickly emerged as one of the nation's top conferences.

A PROUD HISTORY; A STRONG IDENTITY

The conference unveiled its name, logo and commissioner on April 24, 1995 in Chicago. Eleven of the institutions began athletic participation in 1995, while Houston joined competition in the fall of 1996. The league's headquarters were established in Chicago and after nine years, relocated to Irving, Texas. Britton Banowsky was named Commissioner in October 2002, succeeding Mike Slive, the league's first commissioner.

In May 2000, the league introduced a brand identity program, featuring a family of new marks that reflect the urban, progressive and bold nature of the C-USA brand. The new logos are part of a comprehensive marketing and promotional program designed to reinforce the conference's athletic and national emergence.

EXPANSION AND REALIGNMENT CHART THE COURSE

The league's charter members include Charlotte, Cincinnati, DePaul, Houston, Louisville, Marquette, Memphis, Saint Louis, Southern Miss, Tulane, UAB and USF. C-USA added East Carolina (September, 1996) and the United States Military Academy (March, 1997) as football members. ECU began league competition in 1997; Army in 1998 and UAB began football play in 1999. The league added TCU and ECU (1999) for all sports and they began competition in 2001. USF started C-USA football in 2003.

As another wave of major conference realignment took shape in 2003-04, Conference USA announced the addition of Marshall, Rice, SMU, UTEP, Tulsa and UCF. The six join East Carolina, Houston, Memphis, Southern Miss, Tulane and UAB in a 12-team conference for competition beginning in 2005-06.

Mission Statement

- **Support the primary educational mission of member institutions**
- **Protect and promote the welfare of student-athletes**
- **Ensure institutional compliance with NCAA rules**
- **Provide representation in NCAA governance and national leadership in matters affecting intercollegiate athletics**
- **Provide fair and equitable opportunities for all persons involved in intercollegiate athletics**
- **Enhance the national recognition of member institutions**
- **Provide significant revenues and ensure financial accountability**

COMPETITION

Conference USA sponsors 19 sports - baseball, basketball, cross country, football, golf, soccer, tennis, and track and field (indoor and outdoor) for men and basketball, cross country, golf, soccer, softball, swimming and diving, tennis, track and field (indoor and outdoor), and volleyball for women.

SUCCESS ON THE PLAYING FIELD

Conference USA performers have achieved great success in competition, placing the league among the top conferences in the nation.

Men's Basketball

- Consistently rated as one of the top basketball leagues in the country
- 51 postseason teams (34 NCAA and 24 NIT)
- Strong fan support, drawing a nearly 2 million fans each season
- Among the nation's best in home attendance
- One Final Four team
- Three Elite Eight NCAA Tournament teams
- One NIT Champion
- Three NIT semifinalists

Football

- Began competition in 1996
- Rated among the top seven conferences in the nation
- 22 teams have earned bowl bids
- Member of the Bowl Championship Series
- Bowl ties-ins with the AutoZone Liberty Bowl (champion), GMAC Bowl, Sheraton Hawai'i Bowl, PlainsCapital Fort Worth Bowl and the Wyndham New Orleans Bowl

Women's Basketball

- Consistently rated among the nation's best conferences
- 34 NCAA Tournament appearances
- 20 WNIT appearances
- One team in the NCAA Sweet 16

- Two WNIT semifinalists
- Strong fan support, ranking among the nation's top 10 conferences in attendance
- Setting league attendance record for three straight seasons

Volleyball

- 23 NCAA appearances
- Two Sweet 16 appearances in 1996 and 1998
- One of four leagues to send at least three teams to the NCAA Championship each of the last five years
- Five C-USA teams posting 20-win seasons for three consecutive years

In addition, 27 men's and women's soccer teams, 23 baseball teams and 13 softball teams have earned NCAA Tournament bids. C-USA has sent two men's soccer teams to the Final Four, one baseball team to the College World Series and four softball teams to the Women's College World Series. The league has also had three national champions in NCAA track and field competition, one national champion in diving and numerous NCAA individual and team competitors in cross country, golf, swimming, tennis and track and field. Overall, Conference USA teams and individuals have made more than 350 NCAA appearances.

SUCCESS OFF THE FIELD

Among C-USA's 5,000 student-athletes, there are champions off the playing field as well. In nine years, 78 student-athletes earned national Verizon Academic All-America honors, while 216 were named All-District. In addition, more than 9,500 student-athletes have been named to the Commissioner's Honor Roll or received the Commissioner's Academic Medal, indicative of outstanding achievement in the classroom. The conference annually awards six postgraduate scholarships, along with the Sport Academic Award, Scholar Athletes of the Year and the Institutional Academic Excellence Award.

CONFERENCE USA ON TV

ESPN, Inc. and C-USA entered into an exclusive eight-year agreement, beginning with the 2001 season. The multi-faceted agreement, which incorporates ESPN, ESPN2, ESPN Regional Television, ABC Sports, ESPN.com and ESPN Classic, is highlighted by: ESPN/ESPN2's coverage of C-USA football featuring weeknight games; televising possible future C-USA Football Championship Games on ABC; men's basketball coverage; syndication and network rights for the conference's football and basketball coverage through ERT; continued exposure for women's basketball, along with volleyball, baseball, soccer and softball, as well as marketing rights. The league also provides exposure for women's basketball, men's and women's soccer, volleyball, baseball and softball through the Conference USA Television Network.

GOVERNANCE

Along with the ACC, Big East, Big Ten, Big 12, Pac-10 and SEC, Conference USA is one of the seven conferences having significant representation in the NCAA governance structure. The Presidents of the member institutions serve as the league's Board of Directors. Dr. Joseph Steger of Cincinnati served as the chair for the first four years and was succeeded by Dr. J.H. Woodward of Charlotte. In September 2003, Dr. Shirley Raines of Memphis was named as the third chair.

C-USA MILESTONES



2004 FOOTBALL

April 24, 1995	The conference name, logo and commissioner are unveiled at Harry Caray's Restaurant in Chicago.	September 12, 1997	The UAB men's soccer team posts the league's first win over a No.1-ranked team in any sport when it defeats No. 1 UCLA, 2-0.
September 1995	Eleven Conference USA institutions begin the first season of competition. On September 2, Charlotte defeats Memphis in women's soccer in the first conference match between C-USA schools.	November 15, 1997	Cincinnati becomes the first women's soccer team to represent C-USA at the NCAA Championship.
December 1995	The Missouri Athletic Club names Matt McKeon of Saint Louis National Player of the Year in men's soccer.	November 18, 1997	Conference USA places a record four men's soccer teams in the NCAA Championship. Charlotte, Marquette, Saint Louis and USF represent C-USA.
March 24, 1996	Cincinnati becomes the first men's basketball team in Conference USA to reach the Elite Eight of the NCAA Tournament.	December 12, 1997	Saint Louis becomes the second C-USA men's soccer team to reach the NCAA Final Four.
March 25, 1996	Tulane becomes the first men's basketball team in Conference USA to reach the NIT Final Four.	December 29, 1997	Conference USA posts its first-ever bowl victory as Cincinnati defeats Utah State in the Humanitarian Bowl in Boise, Idaho.
May 8, 1996	UAB and USF are the first teams to represent C-USA at the NCAA Men's Tennis Championship.	May 1998	Robert Samuelsson of Tulane is the first men's tennis player to represent C-USA at the NCAA Men's Tennis Individual Championship and the first All-American in C-USA men's tennis history.
May 23, 1996	Tulane and USF are the first teams to represent C-USA at the NCAA Baseball Championship.	May 1998	Houston finishes 27th at the NCAA Men's Outdoor Track and Field Championship, the highest finish for a C-USA team.
June 1996	USF pitcher Mark Roberts becomes the first C-USA player taken in the Major League Baseball Draft, going to the Chicago White Sox in the fourth round.	September 19, 1998	Army plays its first football game in Conference USA.
June 1996	Memphis forward Lorenzen Wright becomes the first C-USA men's basketball player taken in the NBA Draft, selected by the Los Angeles Clippers with the seventh overall selection.	November 28, 1998	Cincinnati posts the conference's first men's basketball victory over a No. 1 team, defeating top-ranked Duke at the Great Alaska Shootout.
August 1996	Houston joins league competition, giving the league 12 teams in conference sport competition.	December 11, 1998	Louisville makes its second trip to the Sweet 16 in the NCAA Volleyball Championship.
August 30, 1996	Tulane upsets preseason favorite Cincinnati in the inaugural C-USA football game in Cincinnati, Ohio.	December 31, 1998	Tulane caps off an undefeated (12-0) football season with a win over BYU in the AXA Liberty Bowl.
September 4, 1996	C-USA announces the addition of East Carolina for football competition beginning with the 1997 season.	January 3, 1999	Tulane finishes ranked No. 7 in both final polls, the highest ranking ever for a Conference USA football team.
November 2, 1996	Cincinnati's men's cross country team becomes the first C-USA squad to win back-to-back tournament championships.	March 20, 1999	Memphis is the first women's basketball team to represent Conference USA at the Final Four of the WNIT.
November 9, 1996	Memphis upsets No. 6 Tennessee, 21-17, at Liberty Bowl Memorial Stadium, the highest ranked football opponent that a C-USA team has defeated.	April 23, 1999	Houston posts the conference's first baseball victory over a No. 1 team, defeating top-ranked Rice.
December 13, 1996	Louisville is the first C-USA volleyball team to reach the Sweet 16 of the NCAA Championship.	September 25, 1999	UAB plays its first football game in Conference USA.
December 13, 1996	Charlotte becomes the first team in Conference USA to reach a national semifinal and the first men's soccer team to represent the league at the NCAA Men's Soccer Final Four.	October 12, 1999	Conference USA adds Texas Christian University (TCU) and East Carolina for competition in all sports. The league also announces that USF will begin league play in football in 2003.
December 31, 1996	Houston becomes the first football team to represent C-USA at a postseason bowl when it earns an invitation to the Liberty Bowl in Memphis, Tenn., as C-USA's first regular season football champion (shared with Southern Miss).	November 1999	Kenneth Svendsen of Charlotte finishes 23rd at the NCAA Men's Cross Country Championship, the highest finish in this race for a C-USA student-athlete.
February 18, 1997	The Marquette rifle team becomes the first Conference USA team to win back-to-back regular season conference championships.	November 1999	C-USA champion Hanne Lyngstad of Tulane records the highest finish ever by a C-USA cross country student-athlete, finishing fourth at the NCAA Championship.
March 9, 1997	Conference USA sends a record five teams to the NCAA Women's Basketball Championship (DePaul, Louisville, Marquette, Memphis and Tulane).	December 1999	Andrew Bayes of East Carolina is the first consensus All-American in C-USA football history.
March 10, 1997	C-USA announces the addition of the United States Military Academy in football competition beginning with the 1998 season.	March 2000	Kenyon Martin of Cincinnati becomes the league's first student-athlete to earn National Player of the Year honors, winning the John Wooden Award, the Naismith Award and the Oscar Robertson Trophy.
April 19, 1997	Houston running back Antowain Smith becomes the first C-USA player taken in the NFL Draft when the Buffalo Bills select him in the first round.	March 19, 2000	UAB becomes the first women's basketball team in C-USA to reach the Sweet 16 of the NCAA Tournament.
May 1997	Kim Williams of DePaul was selected by the Utah Starzz in the fourth round of the inaugural WNBA Draft, becoming the first C-USA women's basketball player to be drafted.	May 2000	The Houston men's golf team finishes fourth at the NCAA Championship, the highest-ever finish for a C-USA team.
May 9, 1997	Elisa Penalvo of Marquette is the first women's tennis player to represent C-USA at the NCAA Women's Tennis Individual Championship.	May 2000	Jenny Adams of Houston wins the first national championship for C-USA in women's outdoor track in the long jump. Houston records the highest finish for a C-USA team at that event, placing eighth.
May 9, 1997	Marquette, USF and Houston are the first teams to represent C-USA at the NCAA Women's Tennis Championship.	May 2000	Courtney Blades of Southern Miss is the league's first women's softball All-American.
September 6, 1997	East Carolina plays its first football game in Conference USA.	May 25, 2000	In the league's first season of softball competition, DePaul and Southern Miss make the league's first appearances in the Women's College World Series in Oklahoma City.
		May 25, 2000	Conference USA introduces a new family of logos, part of a comprehensive program designed to reinforce the league's athletic and national emergence.
		June 2000	Southern Miss pitcher Courtney Blades is named the Honda National Softball Player of the Year.
		June 28, 2000	Kenyon Martin of Cincinnati becomes the league's first No. 1 overall pick in a professional draft when he is selected by the New Jersey Nets.

November 2000 Rhegan Hyypio of Marquette is the first women's soccer student-athlete from Conference USA to be named first team All-America, receiving the honor from Soccer America.

December 2000 Cincinnati's Jonathan Ruffin is the first C-USA player to win the Lou Groza Award, given to the nation's best placekicker.

December 2000 For the first time in its five-year football history, Conference USA sends four teams to bowl games. Cincinnati (Motor City), East Carolina (galleryfurniture.com), Louisville (AXA Liberty) and Southern Miss (GMAC) represent C-USA in the postseason.

March 2001 Houston women's indoor track finishes seventh at the NCAA Championship, the highest finish for a C-USA team.

March 2001 Jenny Adams of Houston becomes the first female indoor track national champion for C-USA after winning the long jump at the NCAA Indoor Track and Field Championship.

March 27, 2001 Memphis men's basketball reaches the NIT Final Four.

May 12, 2001 USF women's golf finishes 23rd at the NCAA Championship, posting the highest finish for a C-USA team.

May 12, 2001 Megan Francella of Memphis becomes the first women's golfer to represent C-USA at the NCAA Championship.

June 8, 2001 Tulane becomes the first team to represent C-USA at the College World Series in Omaha, Neb.

August 25, 2001 TCU plays its first football game in Conference USA.

December 2001 Tulane kicker Seth Marler becomes the second straight C-USA player to win the Lou Groza Award.

February 2002 Vonetta Jeffery becomes the first former C-USA student-athlete (and current C-USA coach) to win an Olympic gold medal, after winning the two-person bobsled event in Salt Lake City, Utah.

March 3, 2002 Cincinnati extends its record string of regular season men's basketball championships to seven.

March 29, 2002 Memphis becomes the first men's basketball team in Conference USA to win the NIT Championship in New York, marking C-USA's first team national title.

May 27, 2002 Conference USA receives five bids to the NCAA Baseball Championship, tying for the most NCAA teams by a sport in a single season. East Carolina, Houston, Louisville, USF and Tulane are chosen.

June 1, 2002 TCU's Adam Robinson finishes second at the NCAA Men's Golf Championship, the highest finish for a C-USA student-athlete at that event.

June 2002 Houston pitcher Brad Sullivan becomes the first Conference USA Baseball player to be named a consensus All-American.

September 16, 2002 Louisville defeats No. 4 Florida State, giving C-USA its highest ranked football win ever.

October 21, 2002 Britton Banowsky named second Commissioner of Conference USA.

November 2002 For the first time ever, Conference USA sends three teams to the NCAA Women's Soccer Tournament.

December 2002 USF's Michelle Collier becomes the first volleyball player in league history to earn All-America honors, being named to the AVCA third team.

December 2002 For the first time in league history, Conference USA sent five teams to bowl games: TCU (AXA Liberty), Louisville (GMAC), Southern Miss (Houston), Tulane (ConAgra Foods Hawaii) and Cincinnati (New Orleans) each represent the league in postseason action.

March 2003 Yulia Pakhalina becomes the first C-USA diver to earn three NCAA titles on the three-meter board and two crowns on one-meter.

March 2003 Conference USA sends five teams to the NCAA Women's Basketball Championship, tying for the most bids in league history. Charlotte, Cincinnati, DePaul, TCU and Tulane each earned bids.

March 2003 DePaul becomes the first C-USA softball team to defeat the nation's top-ranked team, beating No. 1 and eventual national champion UCLA.

April 2003 Conference USA sends a record four teams to the NCAA Women's Golf Championship (East Carolina USF, TCU and Tulane).

April 2003 Marquette becomes the first C-USA men's basketball team to reach the NCAA Final Four.

May 2003 Tulane becomes the first C-USA men's tennis team to reach the round of 16 at the NCAA Championship.

November 4, 2003 Conference USA announces the addition of five schools that will begin competition in the league beginning with the 2005-06 season: Marshall, Rice, SMU, Tulsa and UCF.

November 4, 2003 Cincinnati, DePaul, Louisville, Marquette and USF announce that they will leave Conference USA at the end of the 2004-05 athletic season to join the Big East Conference.

November 10, 2003 TCU is ranked sixth in the BCS rankings, marking the highest ranking that any non-BCS league school has ever achieved in the poll.

November 10, 2003 Charlotte and Saint Louis accept invitations to become members of the Atlantic 10 Conference, beginning with the 2005-06 athletic season.

December 2003 Vedad Ibisevic of Saint Louis becomes the first C-USA Men's Soccer player to be named National Freshman of the Year.

January 11, 2004 For the first time in league history, three C-USA women's basketball teams are ranked in the Top 25, as DePaul, Houston and TCU are each nationally-ranked.

March 6, 2004 Conference USA becomes the first Division I league in more than 20 years to have five teams tie for a regular season men's basketball championship. Charlotte, Cincinnati, DePaul, Memphis and UAB each earn a share of the regular season crown.

March 14, 2004 Conference USA sends a record six teams to the NCAA Men's Basketball Tournament, the highest number of bids in any sport in league history. Charlotte, Cincinnati, DePaul, Louisville, Memphis and UAB each advance to NCAA play and all posted 20 or more victories.

March 15, 2004 Houston becomes the first C-USA women's basketball team to be ranked in the Top 10, ranking No. 9 in the AP poll.

March 2004 Conference USA produced an all-time high of 17 postseason basketball teams (6 NCAA Men, 4 NCAA Women, 2 NIT, 5 WNIT).

March 2004 C-USA advances four men's basketball teams and four women's basketball teams to the second round of the NCAA Tournament. It is the first time that either sport has advanced four teams to the second round in the same season.

March 21, 2004 UAB's men's basketball team advances to its first Sweet 16 since 1982 with a win over top-seeded Kentucky. It marks the second straight year that a C-USA team has defeated the No.1 overall seed Wildcats in the NCAA Tournament.

April 2004 Houston's Joe Curl becomes the first C-USA women's basketball coach to earn National Coach of the Year accolades, garnering that honor from the Associated Press, USBWA and ESPN.com.

April 2004 Houston's Chandi Jones becomes the first C-USA women's basketball player to earn consensus All-America honors. In achieving that status, she became the first player in league history to be named to the Kodak All-America team.

April 30, 2004 The University of Texas at El Paso (UTEP) officially becomes a member of Conference USA, effective July 1, 2005.

May 16, 2004 Conference USA sends a record five teams to the NCAA Softball Championship. DePaul, Houston, Louisville, USF and Southern Miss each earn bids.

May 16, 2004 Tulane becomes the first C-USA women's tennis team to reach the round of 16 at the NCAA Championship.

May 31, 2004 Tulane's Michael Kogan becomes the first C-USA men's tennis player to advance to the NCAA Singles Championship match before falling to Baylor's Benjamin Becker.

June 7, 2004 For the first time in league history, C-USA sends two baseball teams to the NCAA Super Regionals when East Carolina and Tulane both advance.

2004-2005 CHAMPIONSHIPS/TOURNAMENTS

SPORT	DATE	SITE	HOST
Cross Country	October 30	Chicago, Ill.	DePaul
Women's Soccer	November 3-6	St. Louis, Mo.	Saint Louis
Men's Soccer	November 11-14	Louisville, Ky.	Louisville
Volleyball	November 19-22	Louisville, Ky.	Louisville
Women's Swimming and Diving	February 24-26	Houston, Texas	Houston
Indoor Track & Field	February 25-26	Houston, Texas	Houston
Women's Basketball	March 3-6	Charlotte, N.C.	Charlotte
Men's Basketball	March 9-12	Memphis, Tenn. (FedEx Forum)	Memphis
Women's Golf	April 17-20	Memphis, Tenn.	Memphis
Men's Golf	April 17-20	Hattiesburg, Miss.	Southern Miss
Women's Tennis	April 21-24	Fort Worth, Texas	TCU
Men's Tennis	April 21-24	Charlotte, N.C.	Charlotte
Softball	May 12-14	Tampa, Fla.	USF
Outdoor Track & Field	May 12-14	TBA	TBA
Baseball	May 25-29	Hattiesburg, Miss.	Southern Miss

2003-04 CONFERENCE USA CHAMPIONSHIP AND TOURNAMENT SCOREBOARD

SPORT	REG. SEASON CHAMP	TOURNAMENT CHAMP	NCAA TEAMS
Men's Cross Country	n/a	Marquette	None
Women's Cross Country	n/a	Marquette	Marquette
Women's Soccer	UAB	DePaul	DePaul
Men's Soccer	Cincinnati, Saint Louis	Saint Louis	Cincinnati, Saint Louis
Volleyball	Cincinnati, Louisville	Louisville	Cincinnati, Louisville
Football	Southern Miss	n/a	Houston, Louisville, Memphis Southern Miss, TCU
Women's Indoor Track	n/a	TCU	None
Men's Indoor Track	n/a	Houston	TCU
Women's Swimming/Diving	n/a	TCU	None
Women's Basketball	Houston	Houston	DePaul, Houston, Marquette TCU
Men's Basketball	Charlotte, Cincinnati DePaul, Memphis, UAB	Cincinnati	Charlotte, Cincinnati, DePaul Louisville, Memphis, UAB
Men's Tennis	n/a	Tulane	Louisville, TCU, Tulane
Women's Tennis	n/a	Tulane	TCU, Tulane
Women's Golf	n/a		TCU, Tulane
Men's Golf	n/a	TCU	TCU, UAB
Softball	Southern Miss	DePaul	DePaul, Houston, Louisville Southern Miss, USF
Baseball	East Carolina	TCU	East Carolina, Southern Miss TCU, Tulane
Men's Outdoor Track	n/a	Cincinnati	Cincinnati, Houston, Memphis, USF, TCU
Women's Outdoor Track	n/a	Houston	USF, TCU

Nine-Year School-by-School Total

Regular Season Championships		Tournament Championships		NCAA Appearances	
Cincinnati	19	Houston	27	USF	46
Louisville	11	USF	23	Tulane	42
Marquette	10	Tulane	19	Houston	41
USF	7	Marquette	18	Louisville	31
Tulane	6	Cincinnati	16	Cincinnati	28
Southern Miss	6	TCU	12	TCU	27
Charlotte	5	Charlotte	7	Marquette	23
DePaul	5	Saint Louis	7	UAB	16
Houston	6	Louisville	6	Southern Miss	16
Memphis	5	Memphis	5	DePaul	15
Saint Louis	5	Southern Miss	3	Charlotte	13
UAB	4	DePaul	4	Memphis	13
TCU	2	East Carolina	2	Saint Louis	10
East Carolina	1	UAB	2	East Carolina	9

OFFICIALS/RULES CHANGES



Barry Anderson	Atlanta, GA
Ed Ardito	Branford, CT
Dan Blum	Lafayette, LA
R.G. Detillier	LaPlace, LA
Rimas Kozica	LaGrange Park, IL
Mike Hagan	Louisville, KY
Ruben Fowler	Del Valle, TX
Ben Young	Cordova, TN
George Eason	Smithfield, VA
Dick Wittenberg	Memphis, TN
Kavin McGrath	Louisville, KY
Steve Barth	St. Charles, MO
Pat Ratesic	N. Huntingdon, PA
Rusty Baynes	Montgomery, AL
Ken Antee	Shreveport, LA
Glen Branch, Jr.	Friendswood, TX
Avery Fields, Jr.	Mt. Pleasant, SC
Arthur Williams	Green Pond, SC
Derwin Williams	Pawtucket, RI
Allen Delvento	Island Heights, NJ
Rusty Spindel	Kenner, LA
W.C. DeSensi	Louisville, KY
Brad Smith	Germantown, TN
Jim Quirk	Eastchester, NY
Terry Williams	Lexington, KY
Paul Jones	Bradenton, FL
Tom Compton	Southampton, PA
Tom Hutson, Jr.	Wilmington, NC
D. Scott Vaughan	Ponchatoula, LA
Gil Gelbke	Naples, FL
Newman Ramsey	Lexington, TN
Randy Smith	Chagrin Falls, OH
Bruce Stritesky	Roanoke, VA
Nels Strickland	Tuscaloosa, AL
Johnny Forte	Wilmington, NC
Rich McMahan	Denver, NC
Morrie Scherrens	Clifton, VA

Britt Choate	Bossier City, LA
Kyle Hunter	White Hall, AR
George Geiss	Philadelphia, PA
Keith Garmond	Missouri City, TX
Wayne Winkler	Metairie, LA
Rod Pearson	Augusta, GA
Greg Bradley	Carmel, IN
Ed Kierce	Wilton, CT
Rodeny Shows	Hattiesburg, MS
Rob Skelton	Lincoln, AL
David Epperley	Newport, VA
Tony Lombardo	Lake Zurich, IL
Allen Baynes	Auburn, AL
Michael Bailey	Carrollton, TX
Ivan Daniels	Pikeville, NC
James DeBell	Conesus, NY
Delbert Bell	Moore, SC
Gregory Mace	Pittsburgh, PA
Joe Pester	Broken Arrow, OK
Bobby Stinson	Westerville, OH
Chris Bynum	Greensboro, NC
Scott Gassoway	Tulsa, OK
Joe Machhol	Seabrook, TX
Kelly Saalfeld	Omaha, NE
Thomas Walsh, Jr.	Louisville, KY
Walt Coleman	Dallas, TX
Rod Holloway	Birmingham, AL
Tony Meyer	Kenner, LA
Dale Shaw	Newark, DE
Bryan Liles	Fort Worth, TX
Kirk Morgan	Philadelphia, MS
Greg Smith	Atlanta, GA
Gerald Woodruff	San Antonio, TX



Gerald Austin
Coordinator of Football Officials

2004 NCAA Rules Changes

Rule 1-4-5-m — A glove is a fitted covering for a hand having separate sections for each finger and thumb, without any additional material that connects any of the fingers and/or thumb, and that completely covers each finger and thumb.

Rule 1-4-9-c — A camera, with no audio component, may be attached to cables that hang over the team area.

Rule 3-3-4 — When timeouts are not exhausted, an official shall allow a charged team timeout when requested by any player or the head coach when the ball is dead. (adds 'or the head coach')

Rule 3-5-2-e — While in the process of substitution or simulated substitution, Team A is prohibited from rushing quickly to the line of scrimmage with the obvious attempt of creating a defensive disadvantage. (Delete 'and snapping the ball')

Rule 6-1-2-a — Allow Team B the option of assessing the penalty for encroachment by Penalty and Team A during a free kick from either the previous spot or from the 10-2-2-e end of Team B's run. Exception 5

Rule 7-3-8-c-4 — Delete the possibility of pass interference against Team B when a potential Team A kicker simulates a scrimmage kick by throwing the ball high and deep.

Rule 9-1-2-o — Exempt a defensive player who is blocked into the passer from being penalized for roughing the passer

Rule 9-1-2-q — Add to the rule: No defensive player who runs forward and leaps in an obvious attempt to block a field goal or try may land on an opponent.

Rule 11-2-1-d — The referee, if he is equipped with a microphone, shall announce the number of the player committing the foul.

Experimental Rule (Big Ten Conference Only)

Allow the use of video replay to review officials' calls in games played at Big Ten Conference stadiums in 2004.



INSIDE:

Competitive Highlights
What They're Saying About C-USA
Institutional Profiles
Conference USA on the Map
C-USA Demographics

➤ **Reputation** - Conference USA has an outstanding reputation for excellence in competition, academics, NCAA compliance, sportsmanship, student-athlete welfare, and overall sports services.

➤ **Geography** - The conference's footprint is more concentrated, with the 12 members located in nine states. The current 15 members are located in 13 states.

➤ **Divisional Structure** - The new alignment provides the opportunity for the conference to split into two divisions.

➤ **Travel Costs** - The divisional structure will reduce travel time and costs.

➤ **Demographics** - The 12 metropolitan areas have a combined population of nearly 17 million. Eight schools are located in Top 65 TV markets.

➤ **Missed Class Time** - Less travel distance between schools will mean less missed class time for the student-athletes.

➤ **Fan Travel** - Closer proximity will allow more fans to travel to away contests.

➤ **Rivalries** - Key rivalries will be maintained and enriched through membership in the same conference. Also, new ones will be established.

➤ **Football Championship Game** - A title game can be conducted at the end of the regular season with the divisional structure.

CONFERENCE USA

Focusing on The Future

New Look, Continued Dedication To Academic, Athletic Excellence

Conference USA is prepared to embark on a new era in its already remarkable history with the addition of six prominent and tradition-rich universities, beginning in the 2005-06 academic year.

Marshall, Rice, SMU, Tulsa, UCF and UTEP will join East Carolina, Houston, Memphis, Southern Miss, Tulane and UAB in a 12-team conference that bolsters men's and women's programs rich in athletic success and academic prowess.

"We're extremely pleased with the quality institutions that will represent Conference USA in the future," Commissioner Britton Banowsky said. "Each of these institutions is nationally renowned and committed to competing at the NCAA Division I-A level. Additionally, C-USA will feature some of the country's most outstanding academic institutions, with solid reputations as teaching and research universities."

Unlike its current membership structure, all future C-USA institutions sponsor I-A football, along with several other men's and women's athletic programs, many of which compete regularly for NCAA championships.

The 12-school alignment will allow the conference to split into two, six-team divisions, which will offer benefits in a number of areas, including geography, travel costs, missed class time for student-athletes, fan travel, rivalries and a potential football championship game.

2005-06
East Carolina
Houston
Marshall
Memphis
Rice
Southern Miss
SMU
Tulane
Tulsa
UAB
UCF
UTEP

C-USA will continue to sponsor competition in 19 sports - nine for men (baseball, basketball, cross country, football, golf, soccer, tennis, and track and field (indoor and outdoor) and 10 for women (basketball, cross country, golf, soccer, softball, swimming and diving, tennis, track and field (indoor and outdoor) and volleyball.

In addition, the league also sponsors several academic awards, including the Commissioner's Honor Roll and the Commissioner's Academic Medal, indicative of outstanding achievement in the classroom. C-USA annually awards six postgraduate scholarships, along with the Sport Academic Award, Scholar Athletes of the Year and the Institutional Academic Excellence Award.



CONFERENCE USA BOWL PARTNERS



EAST CAROLINA

- ▶ The Pirates have competed in a bowl game three out of the last five seasons.
- ▶ East Carolina's baseball program has made six consecutive NCAA trips from 1999-2004, with four Super Regional appearances.
- ▶ In 2002, the Pirates earned their first C-USA Tournament crown in baseball.
- ▶ ECU softball earned an NCAA postseason bid in 1999.
- ▶ The men's basketball program won a conference title and made an NCAA Tournament appearance in 1993.

HOUSTON

- ▶ This past season, the Cougars earned their first postseason trip since the 1996 season, when they traveled to the 2003 Sheraton Hawaii Bowl.
- ▶ Houston won its first C-USA regular season and tournament title in women's basketball during the 2003-04 season.
- ▶ The Cougars also advanced to their first NCAA trip under AP Coach of the Year Joe Curl in 2004.
- ▶ Houston baseball has made five consecutive NCAA appearances from 1999-2003.
- ▶ In her four seasons at UH, diver Yulia Pakhalina became the first C-USA diver to earn three NCAA titles on the three-meter springboard and two crowns on one-meter.

MARSHALL

- ▶ The Thundering Herd won back-to-back GMAC Bowls in 2001 and 2002.
- ▶ Marshall captured six consecutive football conference titles from 1997-2002, while earning six straight bowl bids in that time span.
- ▶ The women's tennis team earned its third consecutive trip to the NCAA Championship in 2004.
- ▶ The women's basketball team won a conference title in 1997, while also making a trip to the NCAA Tournament.

MEMPHIS

- ▶ The Tigers won their first bowl victory in 32 years last season, defeating Sun Belt Conference champion North Texas, 27-17, in the New Orleans Bowl.
- ▶ In 2004, the men's basketball team made its second NCAA trip under head coach John Calipari, advancing to the second round for the first time since 1995.
- ▶ Memphis became the first men's basketball team in C-USA to win the NIT Championship in 2002.
- ▶ The women's basketball team has advanced to postseason play seven of the last 10 years (four NCAA, three WNIT).

RICE

- ▶ Rice baseball has earned four appearances in the College World Series (1997-2003) and won the 2003 National Championship.
- ▶ Between the men's and women's teams, the Owls' indoor track and field team has earned a total of 11 trips to the NCAA Championship (men -1994, 1995, 1996, 1997, 1998, 2001 and 2002; women - 1999, 2001, 2002 and 2004).
- ▶ The women's outdoor track and field team made eight NCAA appearances the last 10 seasons, including three consecutive trips from 2001-03.
- ▶ The men's outdoor track and field team garnered seven NCAA appearances in the last 10 years.

SMU

- ▶ The Mustangs' women's soccer program has appeared in eight of the last nine NCAA Championships (1993, 1995, 1997, 1999, 2001, 2002 and 2003).
- ▶ SMU's men's soccer team has made 10 consecutive NCAA Championship appearances the last 10 years.
- ▶ The women's swimming and diving team notched a string of 12 consecutive trips to the NCAA Championship from 1993-2004.
- ▶ The women's basketball team has made five NCAA appearances in the last nine years (1995, 1996, 1998, 1999 and 2000).
- ▶ SMU's women's indoor track and field team has appeared in four of the last six NCAA Championships.

SOUTHERN MISS

- ▶ The Golden Eagles recorded back-to-back bowl trips in 2002 and 2003, totaling six postseason appearances in the last eight years.
- ▶ USM softball has made three NCAA appearances (2001, 2000 and 1999), competing in the 1999 and 2000 Women's College World Series.
- ▶ Southern Miss advanced to the NCAA Baseball Championship in 1999 and 2003.
- ▶ The Golden Eagles have claimed four conference football titles since 1996.
- ▶ Men's basketball won a conference title in 2001 and has made four trips to the NIT since 1994.

TULANE

- ▶ The Green Wave secured two bowl victories, claiming the 2002 Con Agra Foods Hawaii Bowl and the AXA Liberty Bowl in 1998.
- ▶ The women's basketball team qualified for the NCAA Championship for nine consecutive seasons (1995-2003).
- ▶ Tulane baseball has made seven NCAA appearances (1996-2003), including a trip to the College World Series in 2001.
- ▶ The men's tennis team has earned eight consecutive trips to the NCAA Tournament (1997-2004).
- ▶ The women's tennis team has advanced to the NCAA Championship in three of the last four seasons (2001, 2003 and 2004).

TULSA

- ▶ The Hurricanes earned their first football postseason trip since 1991, competing in the 2003 Humanitarian Bowl.
- ▶ Tulsa's men's basketball has posted eight NCAA appearances in the last 10 years, reaching the Elite Eight in 2000.
- ▶ The Hurricanes' men's basketball team won the 2001 NIT, defeating Alabama, 79-60, in the championship final.
- ▶ The women's golf team has qualified for eight of the last 10 NCAA Championships, notching six top-10 finishes.
- ▶ The men's tennis team has made six NCAA appearances from 1996-2002.

UAB

- ▶ In 2004, UAB's men's basketball team won a share of the C-USA regular season title, while capping off the year with its first trip to the NCAA Sweet 16 since 1981.
- ▶ Men's basketball has made three trips to the NCAA Tournament since 1994 and four trips to the NIT since 1993.
- ▶ The Blazers earned a trip to 1999 NCAA Championship, becoming the first C-USA women's basketball team to advance to the Sweet 16.
- ▶ UAB's men's soccer team qualified for three consecutive NCAA Tournaments from 1999-2001.
- ▶ Men's golf made NCAA appearances in 2001 and 2002.
- ▶ Men's tennis earned three trips to the NCAA's in 1996, 1997 and 2000.

UCF

- ▶ The Knights won their third conference men's basketball tournament title in 2004, while earning their third trip in the last 10 years to the NCAA Tournament.
- ▶ UCF captured its second consecutive league regular season title for women's basketball during the 2003-04 season.
- ▶ The Knights' baseball team has made seven NCAA appearances in the last 10 years, including three consecutive trips from 2000-03.
- ▶ UCF volleyball teams have made a run to the NCAA Tournament seven out of the last 10 seasons.

UTEP

- ▶ In 2004, the men's basketball team claimed its first WAC regular season championship since the 1991-92 season, while also competing in the NCAA Tournament.
- ▶ UTEP's football team won the 2000 WAC title, while also earning a trip to the 2000 Humanitarian Bowl.
- ▶ The Miners' men's outdoor track and field team has made 11 consecutive NCAA appearances since 1993, including seven top-10 team finishes.
- ▶ The women's track and field team has competed in nine of the last 10 NCAA Outdoor Track and Field Championships.



....Conference USA is a major step forward for our athletic program....Britton Banowsky called today a day of opportunity for the league. I think that's very true. It's certainly a day of opportunity for the Rice Owls, and we are very, very pleased to be included. We are going to very definitely make the most of this opportunity.
Bobby May, Athletics Director, Rice

Southern Miss athletics is very excited about the new Conference USA. The league represents a better geographic mix of institutions which will enhance and strengthen rivalries and fan interest. The new institutions bring both academic and athletic tradition to our league.
Richard Giannini, Athletics Director, Southern Miss

This is a great move for us. As a part of the University of Texas System, we felt it was important to align with Texas schools. We have a huge alumni base in Texas, and we do the majority of our recruiting in the state. Joining Conference USA gives us a stable environment for the future, and provides us with greater exposure in three highly populated time zones.
Bob Stull, Athletics Director, UTEP

We're excited that Conference USA has brought positive closure to the expansion process with the inclusion of UTEP as its 12th member. There is no question that the future of Conference USA is very bright and that the institutions have made a tremendous commitment to compete at the highest level.
Nick Floyd, Interim Athletics Director, East Carolina

I think we have to take the position that we are a great addition to Conference USA. C-USA is an outstanding league on many levels. This is a challenge. A challenge for our coaches and for all of Herd nation.
Bob Marcum, Athletics Director, Marshall

I'm glad this day has finally arrived...The move to Conference USA will help us to continue the growth of our athletics program and I'm sure our fans will embrace this move and the new rivalries it will bring.

Steve Orsini, Athletics Director, UCF

We are very excited to be a part of Conference USA. Our goal from the beginning has been to put SMU athletics in the very best position to allow our student-athletes and fans to experience competition at the highest level. I believe we have done that. The new affiliation allows us to be a part of a more regional league and also aligns us with several schools with similar academic and athletic goals....

Jim Copeland, Athletics Director, SMU

UTEP is very pleased to have the opportunity to join its fellow WAC institutions, SMU, Rice and Tulsa, as new members of Conference USA in 2005. We look forward to continuing to compete in the Dallas and Houston areas, where there are large concentrations of UTEP alumni who have enjoyed following our teams, and we look forward to the new relationships that our Conference USA affiliation will afford us.

Dr. Diana Natalicio, President, UTEP

...Our conference appears to be very well balanced and we can see a level of parity among all of the institutions involved. Memphis has had a long athletic relationship with Southern Miss, Houston, Tulane and East Carolina and certainly looks forward to establishing similar relationships with the newest members of Conference USA.

R.C. Johnson, Athletics Director, Memphis

We're very excited about this tremendous boost to our athletics program. Our University community, alumni, and other fans will enjoy the vitality of traditional rivalries as SMU plays comparable schools in our region. Conference USA membership will usher in a new era of spirited competition and accomplishment for SMU, and we look forward to beginning our membership.

Dr. Gerald Turner, President, SMU

This is the next logical step for Marshall University. This is a winner on all fronts for MU and it will only enhance our prominence.

Dr. Dan Angel, President, Marshall

One of the things that appealed to us, and we've stated this in the past, was the regional composition and division in our region. At one time we thought that might be possible in the WAC, but it turned out not to be. In that regard, it was a relatively easy decision.

Judy MacLeod, Athletics Director, Tulsa

We're pleased to have completed the process of expansion....The outcome is an association of Division I-A universities that have great similarities and interests, with geographic advantages that will foster great rivalries. We look forward to building equity and value in this association.

Rick Dickson, Athletics Director, Tulane

I'm really excited about our new league. The universities that are joining us are first-class in every way. I can't wait to start competition -- great rivalries will start immediately. I truly believe this will be a strong league in all sports for years to come.

Watson Brown, Athletics Director/Head Football Coach, UAB

We are delighted to be going to Conference USA. We think for many, many reasons that it is an appropriate geographical listing for us. It is an association with schools that have similar missions as The University of Tulsa. Some of the schools that are considered high academic with relatively low enrollment, and in terms of competition and travels costs, it will allow our student-athletes to have more time to spend in class and less missed class time. The entire aspect is one that we're excited about.

Dr. Bob Lawless, former President, Tulsa

We are extremely pleased to be joining Conference USA. This is an exciting day for UCF and its athletics program. Conference USA is a great league athletically and academically, and it's a great fit for UCF geographically.

Dr. John Hitt, President, UCF

The new conference alignment is very positive for everyone involved. We obviously have some good geographic match-ups, which bodes well for our fans...The fact that we will have an East-West divisional lineup is extremely exciting and positive. This will be a very competitive and outstanding conference come 2005.

Dave Maggard, Athletics Director, Houston

EAST CAROLINA

Location: Greenville, NC

Founded: 1907

Enrollment: 21,797

Nickname: Pirates

President: Dr. Steven Ballard

Athletics Director: Nick Floyd (interim)

Football Stadium: Dowdy-Ficklen (43,000)

Basketball Arena: Williams Arena at Minges Coliseum (8,000)

Conference Sponsored Sports: MEN (9)-Baseball, Basketball, Cross Country, Football, Golf, Soccer, Tennis, Indoor Track & Field, Outdoor Track & Field; WOMEN (10)-Basketball, Cross Country, Golf, Soccer, Softball, Swimming & Diving, Tennis, Indoor Track & Field, Outdoor Track & Field, Volleyball

Athletics Website: ecupirates.com

University Website: www.ecu.edu

- ▶ The university received Top 10 rankings in a survey conducted by the Chronicle of Higher Education for the university's success in research leading to patents, licensed inventions and the creation of spin-off companies.
- ▶ Over the past 12 seasons, the East Carolina football program has participated in six bowl games and finished with a Top 25 national ranking twice.
- ▶ East Carolina trains more education and nursing professionals than any other university in North Carolina.
- ▶ The university is recognized as one of the world's leading authorities in telemedicine.
- ▶ Since 1984, ECU has placed 18 student-athletes on CoSIDA Academic All-America teams, including four in the past two years.
- ▶ The university has one of only two underwater archeology programs in the country.



HOUSTON

Location: Houston, Texas

Founded: 1927

Enrollment: 30,757

Nickname: Cougars

President: Dr. G. Jay Gogue

Athletics Director: Dave Maggard

Football Stadium: Robertson Stadium (32,000)

Basketball Arena: Hofheinz Pavilion (8,479)

Conference Sponsored Sports: MEN (7)-Baseball, Basketball, Cross Country, Football, Golf, Indoor Track & Field, Outdoor Track & Field; WOMEN (9)-Basketball, Cross Country, Soccer, Softball, Swimming & Diving, Tennis, Indoor Track & Field, Outdoor Track & Field, Volleyball

Athletics Website: uhcougars.com

University Website: www.uh.edu

- ▶ With 33,000 students in 13 colleges, offering bachelor's, master's, doctoral and professional degrees, UH ranks among the top one-percent in the nation for its student enrollment size and is twelfth in the nation for international student enrollment.
- ▶ In its athletic history, Houston has produced 648 All-Americans. The Cougars have also compiled 16 NCAA team championships and 55 NCAA individual champions.
- ▶ A prominent part of Houston's athletic tradition is its 53 all-time Olympians, including nine-time gold medalist in track and field, Carl Lewis, and Dream Team gold medalists in men's basketball, Clyde Drexler and Hakeem Olajuwon.
- ▶ Houston athletic teams have earned a combined 76 conference championships and made 127 postseason berths, including five trips to the NCAA Men's Basketball Final Four and 15 bowl game appearances by the football program.
- ▶ Houston's nationally ranked Conrad N. Hilton College of Hotel and Restaurant Management is the only school of its kind in the state.



MARSHALL

Location: Huntington, W. Va.

Founded: 1837

Enrollment: 16,551

Nickname: Thundering Herd

President: Dr. Dan Angel

Athletics Director: Bob Marcum

Football Stadium: Marshall University Stadium (38,016)

Basketball Arena: Henderson Center (9,043)

Conference Sponsored Sports: MEN (8)-Baseball, Basketball, Cross Country, Football, Golf, Soccer, Indoor Track & Field, Outdoor Track & Field; WOMEN (10)-Basketball, Cross Country, Golf, Soccer, Softball, Swimming & Diving, Tennis, Indoor Track & Field, Outdoor Track & Field, Volleyball

Athletics Website: herdzone.com

University Website: www.marshall.edu

- ▶ In addition to record enrollment of 16,551 for fall 2002, the university broke another school record when it awarded nearly 2,800 degrees during its 166th commencement in 2003. In May 2003, Marshall celebrated 90,000 graduates in school history.
- ▶ Marshall was selected as "one of the leading schools in the country when it comes to undergraduate research and investigative learning" by the National Council of Undergraduate Research.
- ▶ Marshall's football team has played in six bowl games since moving to Division I-A in 1997 and has posted wins in its last five bowl appearances.
- ▶ Marshall is well known for producing NFL football players - current NFL standouts include Randy Moss, Chad Pennington, Byron Leftwich and Troy Brown. Other Marshall athletics greats include LPGA golfer Tammie Green, Olympic Silver medalist Lea Ann Parsley, NBA great Hal Greer and NFL Hall of Fame member Frank "Gunner" Gatski.



MEMPHIS

Location: Memphis, Tenn.

Founded: 1912

Enrollment: 20,332

Nickname: Tigers

President: Dr. Shirley Raines

Athletics Director: R.C. Johnson

Football Stadium: Liberty Bowl Memorial Stadium (62,380)

Basketball Arena: The Pyramid (20,142) - Men

Elma Roane Field House (3,000) - Women

Conference Sponsored Sports: MEN (9)-Baseball, Basketball, Cross Country, Football, Golf, Soccer, Tennis, Indoor Track & Field, Outdoor Track & Field; WOMEN (8)-Basketball, Cross Country, Golf, Soccer, Tennis, Indoor Track & Field, Outdoor Track & Field, Volleyball

Athletics Website: gotigersgo.com

University Website: www.memphis.edu

- ▶ The University of Memphis has been designated a Carnegie doctoral extensive university, the top designation in that ranking of the nation's colleges and universities.
- ▶ Building on the pivotal role Memphis has played in musical genres such as the blues and rock-and-roll, the university supports vibrant programs in the performing arts, including recording facilities and a nationally-recognized opera program.
- ▶ The athletic department fundraising division, The Tiger Clubs, has set a new record for dollars raised during six of the past seven years. Since 1995, The Tiger Clubs have raised annual giving from \$1.8 million per year to \$4.5 million.
- ▶ Since 1987, Memphis has posted an 89 percent graduation rate for student-athletes.
- ▶ The athletic department fund-raising division, The Tiger Clubs, has set a new record for dollars raised during six of the past seven years.



RICE

Location: Houston, Texas

Founded: 1912

Enrollment: 4,785

Nickname: Owls

President: Dr. David W. Leebron

Athletics Director: Bobby May

Football Stadium: Rice Stadium (70,000)

Basketball Arena: Autry Court (5,000)

Conference Sponsored Sports: MEN (8)-Baseball, Basketball, Cross Country, Football, Golf, Tennis, Indoor Track & Field, Outdoor Track & Field; WOMEN (8)-Basketball, Cross Country, Soccer, Swimming & Diving, Tennis, Indoor Track & Field, Outdoor Track & Field, Volleyball.

Athletics Website: riceowls.com

University Website: www.rice.edu

- ▶ Rice has led all Division I-A universities in 2002 in graduation rates of all athletes in the *USA Today*/NCAA listing.
- ▶ Rice won the 2003 NCAA Baseball Championship.
- ▶ Recorded 10 CoSIDA Academic All-America selections during the 2002-03 academic year, a school record.
- ▶ Rice was named the "Best Buy" among all colleges and universities by the *Fiske Guide to Colleges*, 2002 & 2003.
- ▶ Rice is the home of amazing discoveries. Rice scientists helped develop the first artificial heart and currently Rice bioengineers are manipulating tissues and cells with the hope of providing replacement organs and tissues grown from the human body itself.
- ▶ The university has led the nation since 1990 in the percentage of National Merit Scholars in its freshman classes (32.5 percent).



SMU

Location: Dallas, Texas

Founded: 1911

Enrollment: 10,038

Nickname: Mustangs

President: R. Gerald Turner

Athletics Director: Jim Copeland

Football Stadium: Gerald J. Ford Stadium (32,000)

Basketball Arena: Moody Coliseum (8,998)

Conference Sponsored Sports: MEN (7)-Basketball, Cross Country, Football, Golf, Soccer, Swimming & Diving, Tennis; WOMEN (9)-Basketball, Cross Country, Golf, Soccer, Swimming & Diving, Tennis, Indoor Track & Field, Outdoor Track & Field, Volleyball
*2003-04 is the last season for Men's Track and Field

Athletics Website: smumustangs.com

University Website: www.smu.edu

- ▶ SMU consistently ranks in the top half of national universities in the guide America's Best Colleges, published by *U.S. News & World Report*.
- ▶ In four of the past five years, SMU has finished in the top 35 nationally among 310 programs in the Sears Director's Cup standings, released by the National Association of Collegiate Directors of Athletics. SMU also has ranked among the top 10 athletics programs in private institutions nationally in seven of the past eight years.
- ▶ Seven of SMU's varsity sports ranked in their respective national Top 25 polls in 2002-03 and four student-athletes claimed NCAA titles.
- ▶ Prominent national and world leaders visit the SMU campus and meet with students each year through the Willis M. Tate Distinguished Lecture Series and other programs. Recent speakers in the Tate Series include Vice President Dick Cheney, former Secretary of Defense William Cohen, former Senate majority leader George Mitchell, Academy Award-winning actor Sidney Poitier, and best-selling author John Irving.



SOUTHERN MISS

Location: Hattiesburg, Miss.

Founded: 1910

Enrollment: 15,259

Nickname: Golden Eagles

President: Dr. Shelby F. Thames

Athletics Director: Richard Giannini

Football Stadium: M.M. Roberts Stadium (33,000)

Basketball Arena: Reed Green Coliseum (8,095)

Conference Sponsored Sports: MEN (7)-Baseball, Basketball, Football, Golf, Tennis, Indoor Track & Field, Outdoor Track & Field; WOMEN (9)-Basketball, Cross Country, Golf, Soccer, Softball, Tennis, Indoor Track & Field, Outdoor Track & Field, Volleyball

Athletics Website: southernmiss.com

University Website: www.usm.edu

- ▶ Southern Miss is a nationally accredited, comprehensive, public, doctoral/research-extensive university, ranked as a top 150 Carnegie Foundation and Class 1 Southern Regional Educational Board institution.
- ▶ Southern Miss is the only school in Conference USA to win championships in football, men's basketball, baseball and softball.
- ▶ Southern Miss recently occupied a state-of-the-art \$11 million athletic center that ranks among the finest in the nation.
- ▶ The Southern Miss softball program won the Conference USA championship and advanced to the Women's College World Series in back-to-back seasons in 1999 and 2000, led by NCAA strikeout leader Courtney Blades.
- ▶ Southern Miss was recently recognized by the American Football Coaches Association as one of 32 institutions across the country for graduating 70 percent or more of its football players. The men's basketball team boasted a perfect graduation rate in 2003.



TULANE

Location: New Orleans, La.

Founded: 1834

Enrollment: 12,381

Nickname: Green Wave

President: Dr. Scott Cowen

Athletics Director: Rick Dickson

Football Stadium: Louisiana Superdome (69,767)

Basketball Arena: Fogelman Arena (3,600)

Conference Sponsored Sports: MEN (6)-Baseball, Basketball, Cross Country, Football, Golf, Tennis; WOMEN (9)-Basketball, Cross Country, Golf, Soccer, Swimming & Diving, Tennis, Indoor Track & Field, Outdoor Track & Field, Volleyball

Athletics Website: TulaneGreenWave.com

University Website: www.tulane.edu

- ▶ According to *U.S. News and World Report*, Tulane is among the top 50 national universities in the U.S. In the magazine's 2003 rankings, Tulane ranked 44th in overall quality.
- ▶ Seventy eight percent of Tulane's student-athletes graduated in the latest NCAA graduation rate report; placing Tulane 12th among Division I-A universities.
- ▶ Tulane student-athletes contributed more than 750 hours to community service events in 2002-03, highlighted by the annual "Shadow-A-Student-Athlete Day" which saw 100 student-athletes pair up with fifth and sixth graders for a day on campus. Tulane teams also visited hospitals, spoke at schools, worked with the Special Olympics, conducted clinics and participated in a toy drive.
- ▶ The Tulane University School of Medicine, approaching its 170th anniversary, is the second-oldest medical school in the Deep South.
- ▶ Baseball has qualified for seven straight NCAA Regionals, while men's tennis has made eight consecutive NCAA appearances and recently won back-to-back C-USA titles.



TULSA

Location: Tulsa, Okla.

Founded: 1894

Enrollment: 4,100

Nickname: Golden Hurricane

President: Dr. Steadman Upham

Athletics Director: Judy MacLeod

Football Stadium: Skelly Stadium (40,385)

Basketball Arena: Donald W. Reynolds Center (8,355)

Conference Sponsored Sports: MEN (8)-Basketball, Cross Country, Football, Golf, Soccer, Tennis, Indoor Track & Field, Outdoor Track & Field; WOMEN (9)-Basketball, Cross Country, Golf, Soccer, Softball, Tennis, Indoor Track & Field, Outdoor Track & Field, Volleyball

Athletics Website: tulsahurricane.com

University Website: www.utulsa.edu

► In the 2003 release of the *USA Today*/NCAA Academic Achievement Awards, TU student-athletes (from the entering freshman class of 1996) ranked second nationally among Division I-A schools in graduation rate (89 percent). The year before, Tulsa ranked in the top 10 in all three categories of the 2002 *USA Today*/NCAA Academic Achievement Awards.

► Tulsa is in the top 100 national doctoral universities with a ranking of 91 in the *U.S. News & World Report*'s most recent rankings. Also noteworthy is Tulsa's value. All but one of the schools have higher tuition and fees.

► Tulsa has won four national championships in women's golf.

► Since 1981, Tulsa basketball has advanced to postseason competition 18 times, including 13 times to the NCAA Tournament and has won two NIT Championships (1981 and 2001). In those 24 years, Tulsa has averaged 21 wins per season with 509 victories.



UAB

Location: Birmingham, Ala.

Founded: 1969

Enrollment: 15,579

Nickname: Blazers

President: Dr. Carol Garrison

Athletics Director: Watson Brown

Football Stadium: Legion Field (83,091)

Basketball Arena: Bartow Arena (8,500)

Conference Sponsored Sports: MEN (6)-Baseball, Basketball, Football, Golf, Soccer, Tennis; WOMEN (9)-Basketball, Cross Country, Golf, Soccer, Softball, Tennis, Indoor Track & Field, Outdoor Track & Field, Volleyball

Athletics Website: uabsports.com

University Website: www.uab.edu

► Grant support at UAB has doubled every decade since its foundation, from \$18 million in 1969 to more than \$435 million today.

► UAB is celebrating its 25th year of athletics during the 2003-04 academic year. After Gene Bartow was hired as the school's first director of athletics and head basketball in 1977, UAB began its first year of intercollegiate competition in the fall of 1978.

► UAB fielded an intercollegiate football program for the first time in 1991 at the Division III level, moving to I-AA in 1993. The Blazers played their first season at Division I-A in 1996, becoming a football-playing member of Conference USA with the 1999 campaign.

► A record 11 clinical programs were ranked in this year's *U.S. News & World Report* annual listing of American's Best Hospitals.

► During the 2002-03 year, women's soccer goalie Lisa Nowoslawski was named a first-team GTE/CoSIDA Academic All-American for the second consecutive year and later was named the recipient of an NCAA Postgraduate Scholarship Award.



UCF

Location: Orlando, Fla.

Founded: 1963

Enrollment: 42,000

Nickname: Golden Knights

President: Dr. John C. Hitt

Athletics Director: Steve Orsini

Football Stadium: Florida Citrus Bowl (70,000)

Basketball Arena: UCF Arena (5,100)

Conference Sponsored Sports: MEN (7)-Baseball, Basketball, Cross Country, Football, Golf, Soccer, Tennis; WOMEN (9)-Basketball, Cross Country, Golf, Soccer, Softball, Tennis, Indoor Track & Field, Outdoor Track & Field, Volleyball

Athletics Website: ucfathletics.com

University Website: www.ucf.edu

► UCF's enrollment is 42,000, making it the second largest university in the Southeast and the 15th largest in the country. Projected growth has UCF eclipsing the 48,000 mark by the year 2010.

► UCF has earned 39 NCAA tournament berths in the past 10 years, including 10 different sports in the past six years.

► UCF is looking to complete 64 campus building projects valued at more than 480 million dollars over the next five years. The undertaking will nearly double the number of university buildings on campus.

► Five UCF graduates created the movie *The Blair Witch Project* that grossed over 140 million dollars making it the most successful independent film in history.

► A total of 28 players have been drafted or signed to free-agent contracts in the NFL in the past six years, including nine players from the 2002 roster.

► UCF is approaching the 100 million mark in research awards from federal, state and private sources and has already been credited with over 100 patents.



UTEP

Location: El Paso, Texas

Founded: 1914

Enrollment: 18,542

Nickname: Miners

President: Dr. Diana Natalicio

Athletics Director: Bob Stull

Football Stadium: Sun Bowl (51,500)

Basketball Arena: Don Haskins Center (11,500)

Conference Sponsored Sports: MEN (6)-Basketball, Cross Country, Football, Golf, Indoor Track, Outdoor Track; WOMEN (10)-Basketball, Cross Country, Golf, Rifle, Soccer, Softball, Tennis, Indoor Track, Outdoor Track, Volleyball

Athletics Website: utepathletics.com

University Website: www.utep.edu

► UTEP is currently celebrating its 90th anniversary. The university began as a mining and metallurgy college in 1914 and is located in the world's largest binational metropolitan area with a population of more than two million people.

► For 38 years, UTEP was home to basketball coach Don Haskins, who broke color barriers by starting five African American players in a championship game. The Miners defeated the top-ranked Kentucky team to capture the NCAA championship title in 1966. UTEP is the only school in the state to win a national men's basketball crown.

► In 2002, the university opened the \$11 million, 60,000-square-foot Larry K. Durham Sports Center, a state-of-the-art athletics and kinesiology complex. The center is named for a former UTEP football player and mathematics alumnus who scored the first touchdown in the Sun Bowl in 1963.

► UTEP has earned 21 national championships in its athletic history.

► The National Science Foundation designated UTEP a Model Institution for Excellence - one of only six nationwide, resulting in a multi-million dollar grant.

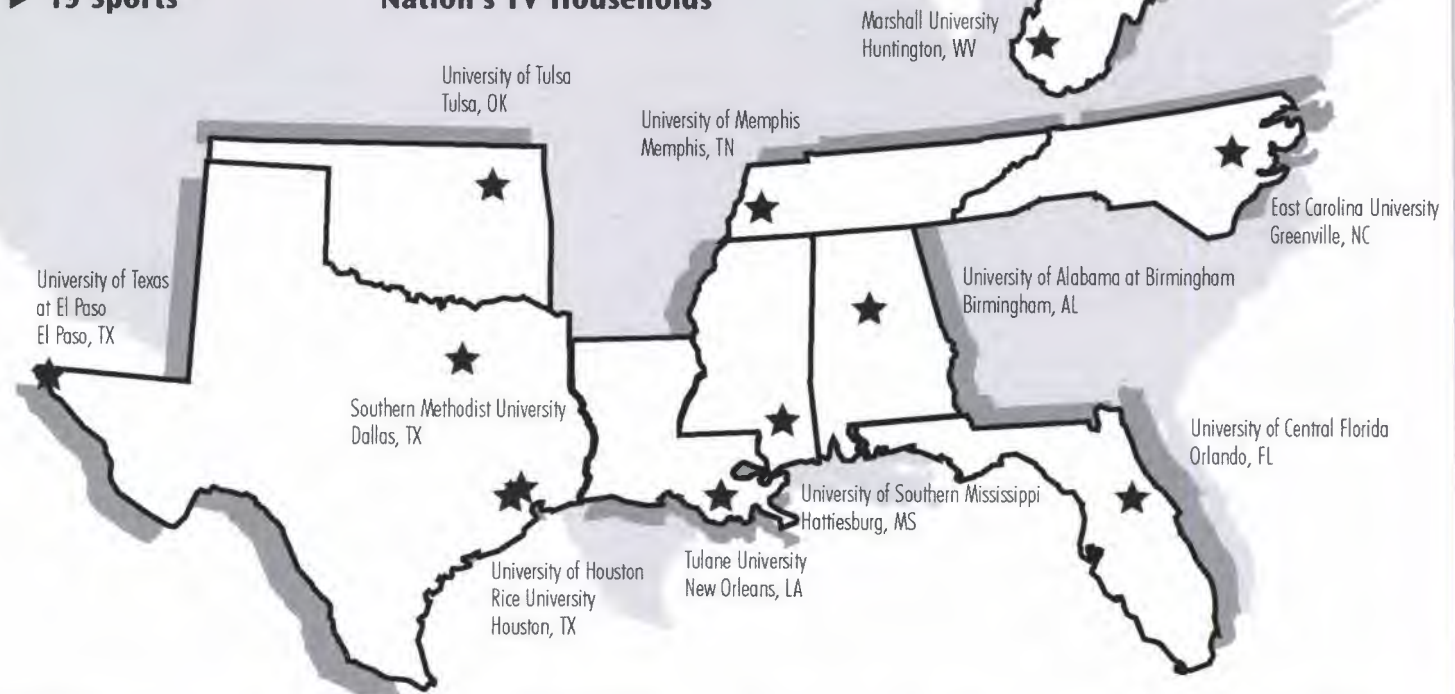




CONFERENCE USA ON THE MAP



- ▶ 12 Universities
- ▶ 9 States
- ▶ 19 Sports
- ▶ 8 Top 65 TV Markets
- ▶ 8 Percent of the Nation's TV Households



TELEVISION DEMOGRAPHICS

Market	DMA Rank	TV Households	Pct. Of U.S.
Dallas-Fort Worth	7	2,195,540	2.059
Houston	11	1,814,140	1.701
Orlando-Daytona-Melbourne	20	1,224,540	1.148
Birmingham	40	690,030	.647
New Orleans	42	658,830	.618
Memphis	43	653,840	.613
Tulsa	60	496,880	.466
Huntington-Charleston	61	495,320	.464
El Paso	100	283,870	.262
Greenville-New Bern-Washington	103	266,390	.250
Hattiesburg-Laurel	168	100,910	.095
TOTALS		8,880,290	8.32

Courtesy: nielsenmedia.com

METROPOLITAN AREA POPULATION

Institution	City	Rank	Population
SMU	Dallas	9	5,221,801
Houston, Rice	Houston	10	4,669,571
UCF	Orlando	28	1,644,561
Tulane	New Orleans	35	1,337,726
Memphis	Memphis	44	1,135,614
UAB	Birmingham	55	921,106
Tulsa	Tulsa	59	803,235
UTEP	El Paso	64	679,622
Marshall	Huntington	128	315,538
East Carolina	Greenville	222	133,798
Southern Miss	Hattiesburg	250	111,674
TOTALS			16,974,246

Courtesy: U.S. Census Data 2000

MARSHALL

QUICK FACTS

Location: Huntington, W. Va.
 Founded: 1837
 Enrollment: 16,551
 Nicknames: Thundering Herd
 Colors: Green and White
 Stadium: Joan C. Edwards Stadium (38,019)
 President: Dr. Dan Angel
 Athletic Director: Bob Marcum



2004 SCHEDULE

Sept. 4	TROY STATE	4:30p
Sept. 11	at Ohio State	TBA
Sept. 18	at Georgia	TBA
Sept. 29 (Wed.)	MIAMI (OHIO)	7:00p
Oct. 9	at Ohio	TBA
Oct. 16	at Kent State	4:00p
Oct. 23	BUFFALO	4:30p
Oct. 30	UCF	4:30p
Nov. 5 (Fri.)	at Akron	8:00p
Nov. 13	at Bowling Green	4:00p
Nov. 20	WESTERN MICHIGAN	4:30p

All times are Eastern and subject to change



Bob Pruett
 Head Coach

SPORTS INFORMATION


Assistant A.D./Football Contact: Randy Burnside
 Office Phone: 304/696-4660
 Home Phone: 304/417-5286
 Fax: 304/696-2325
 E-Mail burnsid2@marshall.edu
 Website: www.herdzone.com

2003 RESULTS

Aug. 30	HOFSTRA	W, 45-21
Sept. 6	at Tennessee	L, 24-34
Sept. 12	TOLEDO	L, 17-24
Sept. 20	at Kansas State	W, 27-20
Sept. 27	at Troy State	L, 24-33
Oct. 11	KENT STATE	W, 49-33
Oct. 18	at Buffalo	W, 26-16
Oct. 25	at Western Michigan	W, 41-21
Nov. 1	AKRON	W, 42-24
Nov. 12	at Miami (Ohio)	L, 6-45
Nov. 19	at UCF	W, 21-7
Nov. 28	OHIO	W, 28-0

FOOTBALL FACTS

Head Coach: Bob Pruett
 Alma Mater: Marshall '65
 Record at Marshall: 88-17 (.838) 8 seasons
 Career Record: 88-17 (.838) 8 seasons
 Basic Offense: Multiple
 Basic Defense: 4-3
 Lettermen Returning/Lost: 44/15
 Starters Returning/Lost: 15/10
 2003 Record: 8-4
 Postseason: None
 All-Time Record: 492-458-46 (.517)
 Last Bowl Appearance: 2002, GMAC



Stan Hill

RICE

QUICK FACTS

Location: Houston, Texas
 Founded: 1912
 Enrollment: 4,785
 Nicknames: Owls
 Colors: Blue and Gray
 Stadium: Rice Stadium (70,000)
 President: David W. Leebron
 Athletic Director: Bobby May



Ken Hatfield
 Head Coach

SPORTS INFORMATION

Sports Information Director: Bill Cousins
 Office Phone: 713/348-4034
 Home Phone: 281/363-1456
 Fax: 713/348-6019
 E-Mail: bcuz@ruf.rice.edu
 Website: www.riceowls.com

FOOTBALL FACTS

Head Coach:	Ken Hatfield
Alma Mater:	Arkansas '65
Record at Rice:	51-60-1 (.460) 10 seasons
Career Record:	164-122-4 (.572) 25 seasons
Basic Offense:	Spread Option
Basic Defense:	4-3
Lettermen Returning/Lost:	46/14
Starters Returning/Lost:	16/8
2003 Record:	5-7
Postseason:	None
All-Time Record:	401-496-32 (.449)
Last Bowl Appearance:	1961, Bluebonnet

2004 SCHEDULE

Sept. 5	HOUSTON	4:00p
Sept. 11	HAWAII	7:00p
Sept. 25	at Texas	TBA
Oct. 2	at San Jose State	6:00p
Oct. 9	SMU	7:00p
Oct. 16	at Nevada	7:05p
Oct. 23	at Navy	12:30p
Oct. 30	at Tulsa	2:00p
Nov. 6	FRESNO STATE	2:00p
Nov. 13	at UTEP	7:05p
Nov. 27	LOUISIANA TECH	2:00p

All times are Central and subject to change

2003 RESULTS

Aug. 30	at Houston	L, 14-48
Sept. 13	at Duke	L, 24-27 (ot)
Sept. 20	TEXAS	L, 7-48
Sept. 27	at Hawai'i	L, 21-41
Oct. 4	SAN JOSE STATE	W, 28-24
Oct. 18	NAVY	L, 6-38
Oct. 25	at Fresno State	L, 28-31
Nov. 1	NEVADA	W, 52-42
Nov. 8	TULSA	L, 28-31
Nov. 15	at SMU	W, 41-20
Nov. 22	UTEP	W, 45-14
Nov. 29	at Louisiana Tech	W, 49-14



Thomas Lott

SMU

QUICK FACTS

Location: Dallas, Texas
 Founded: 1911
 Enrollment: 10,038
 Nicknames: Mustangs
 Colors: Red and Blue
 Stadium: Gerald J. Ford Stadium (32,000)
 President: R. Gerald Turner
 Athletic Director: Jim Copeland



Phil Bennett
 Head Coach

2004 SCHEDULE

Sept. 4	TEXAS TECH	7:00p
Sept. 11	at TCU	6:00p
Sept. 18	at Oklahoma State	6:00p
Sept. 25	SAN JOSE STATE	7:00p
Oct. 2	at Boise State	7:05p
Oct. 9	at Rice	7:00p
Oct. 16	LOUISIANA TECH	5:00p
Oct. 30	at Fresno State	9:00p
Nov. 6	TULSA	2:00p
Nov. 13	NEVADA	5:00p
Nov. 20	at UTEP	4:05p

All times are Central and subject to change

2003 RESULTS

Aug. 30	at Texas Tech	L, 10-58
Sept. 13	at Baylor	L, 7-10
Sept. 20	OKLAHOMA STATE	L, 6-52
Sept. 27	at Nevada	L, 9-12
Oct. 4	UTEP	L, 19-21
Oct. 11	at San Jose State	L, 14-31
Oct. 18	BOISE STATE	L, 3-45
Oct. 25	at Tulsa	L, 16-35
Nov. 1	FRESNO STATE	L, 11-20
Nov. 8	at Louisiana Tech	L, 6-41
Nov. 15	RICE	L, 20-41
Nov. 29	TCU	L, 13-20

SPORTS INFORMATION

Sports Information Director: Brad Sutton
 Office Phone: 214/768-1651
 Home Phone: 214/570-8189
 Fax: 214/768-2044
 E-Mail: bsutton@smu.edu
 Website: www.smumustangs.com

FOOTBALL FACTS

Head Coach:	Phil Bennett
Alma Mater:	Texas A&M '78
Record at SMU:	3-21 (.125) 2 seasons
Career Record:	3-21 (.125) 2 seasons
Basic Offense:	Multiple
Basic Defense:	4-3
Lettermen Returning/Lost:	40/12
Starters Returning/Lost:	19/7
2003 Record:	0-12
Postseason:	None
All-Time Record:	423-434-54 (.494)
Last Bowl Appearance:	1984, Aloha



Allan Adami

TULSA

QUICK FACTS

Location: Tulsa, Okla.
 Founded: 1894
 Enrollment: 4,100
 Nicknames: Golden Hurricane
 Colors: Old Gold, Royal Blue and Crimson
 Stadium: Skelly Stadium (40,385)
 President: Dr. Steadman Upham
 Athletic Director: Judy MacLeod



Steve Kragthorpe
 Head Coach

SPORTS INFORMATION

Sports Information Director: Don Tomkalski
 Office Phone: 918/631-3200
 Home Phone: 918/250-6803
 Fax: 918/631-3913
 E-Mail: donald-tomkalski@utulsa.edu
 Website: www.tulsa-hurricane.com

FOOTBALL FACTS

Head Coach:	Steve Kragthorpe
Alma Mater:	West Texas State '88
Record at Tulsa:	8-5 (.615) 1 season
Career Record:	8-5 (.615) 1 season
Basic Offense:	Pro Set
Basic Defense:	3-3-5
Lettermen Returning/Lost:	44/15
Starters Returning/Lost:	18/7
2003 Record:	8-5
Postseason:	Humanitarian
All-Time Record:	521-411-27 (.557)
Last Bowl Appearance:	2003, Humanitarian

2004 SCHEDULE

Sept. 4	at Kansas	6:00p
Sept. 11	at Oklahoma State	TBA
Sept. 18	NAVY	6:00p
Sept. 25	SW MISSOURI STATE	6:00p
Oct. 2	at Hawai'i	10:00p
Oct. 16	BOISE STATE	TBA
Oct. 23	at Nevada	7:00p
Oct. 30	RICE	TBA
Nov. 6	at SMU	2:00p
Nov. 13	at Louisiana Tech	2:00p
Nov. 20	SAN JOSE STATE	2:00p
Nov. 27	UTEP	2:00p

All times are Central and subject to change

2003 RESULTS

Aug. 30	at Minnesota	L, 10-49
Sept. 6	at Arkansas	L, 13-45
Sept. 13	TEXAS STATE	W, 41-15
Sept. 20	ARKANSAS STATE	W, 54-7
Oct. 4	HAWAII	W, 27-16
Oct. 11	at Boise State	L, 20-27
Oct. 18	NEVADA	L, 21-28
Oct. 25	SMU	W, 35-16
Nov. 1	at UTEP	W, 56-28
Nov. 8	at Rice	W, 31-28
Nov. 15	LOUISIANA TECH	W, 48-18
Nov. 22	at San Jose State	W, 34-32
Jan. 3	vs. Georgia Tech	L, 10-52
(Humanitarian Bowl)		



James Kilian

THE FUTURE OF CONFERENCE USA



UCF

QUICK FACTS



Location: Orlando, Fla.
 Founded: 1963
 Enrollment: 42,000
 Nicknames: Knights
 Colors: Black and Gold
 Stadium: Florida Citrus Bowl (70,188)
 President: Dr. John C. Hitt
 Athletic Director: Steve Orsini



George O'Leary
Head Coach

SPORTS INFORMATION

Assistant Director/Football SID: Jason Baum
 Office Phone: 407/823-0994
 Home Phone: 407/405-5822
 Fax: 407/823-5266
 E-Mail: jbaum@mail.ucf.edu
 Website: www.ucfathletics.com

FOOTBALL FACTS

Head Coach: George O'Leary
 Alma Mater: New Hampshire '69
 Record at UCF: First Season
 Career Record: 52-33 (.612) 7 seasons
 Basic Offense: Multiple
 Basic Defense: Multiple
 Lettermen Returning/Lost: 45/14
 Starters Returning/Lost: 18/7
 2003 Record: 3-9
 Postseason: None
 All-Time Record: 142-131-1 (.520)
 Last Bowl Appearance: None


2004 SCHEDULE

Sept. 4	at Wisconsin	TBA
Sept. 11	WEST VIRGINIA	6:00p
Sept. 18	at Penn State	TBA
Oct. 2	at Buffalo	6:00p
Oct. 9	NORTHERN ILLINOIS	6:00p
Oct. 16	AKRON	6:00p
Oct. 23	at Miami (Ohio)	7:00p
Oct. 30	at Marshall	4:30p
Nov. 6	OHIO	4:00p
Nov. 13	at Ball State	5:00p
Nov. 23	KENT STATE	7:00p
Dec. 4		

All times are Eastern and subject to change

2003 RESULTS

Aug. 31	at Virginia Tech	L, 28-49
Sept. 13	FLORIDA ATLANTIC	W, 33-29
Sept. 20	at Syracuse	L, 14-38
Sept. 27	at Kent State	L, 16-36
Oct. 4	BUFFALO	W, 19-10
Oct. 11	at Ohio	L, 0-28
Oct. 18	at Akron	L, 24-38
Oct. 30	CENTRAL MICHIGAN	W, 31-13
Nov. 1	at West Virginia	L, 18-36
Nov. 8	at Eastern Michigan	L, 13-19
Nov. 19	MARSHALL	L, 7-21
Nov. 28	MIAMI (OHIO)	L, 21-56



Alex Haynes

UTEP

QUICK FACTS

Location: El Paso, Texas
 Founded: 1914
 Enrollment: 18,542
 Nicknames: Miners
 Colors: Dark Blue, Orange and Silver Accent
 Stadium: Sun Bowl (51,500)
 President: Dr. Diana Natalicio
 Athletic Director: Bob Stull



Mike Price
 Head Coach

SPORTS INFORMATION

Sports Information Director: Jeff Darby
 Office Phone: 915/747-6652
 Home Phone: 915/585-7445
 Fax: 915/747-5444
 E-Mail: jdarby@utep.edu
 Website: www.utepathletics.com

FOOTBALL FACTS

Head Coach: Mike Price
 Alma Mater: Puget Sound '69
 Record at UTEP: First Season
 Career Record: 129-121 (.516) 22 seasons
 Basic Offense: 1-Back
 Basic Defense: 4-3
 Lettermen Returning/Lost: 58/10
 Starters Returning/Lost: 19/5
 2003 Record: 2-11
 Postseason: None
 All-Time Record: 328-483-28 (.408)
 Last Bowl Appearance: 2000, Humanitarian

2004 SCHEDULE

Sept. 2	at Arizona State	7:00p
Sept. 11	WEBER STATE	7:05p
Sept. 18	BOISE STATE	7:05p
Oct. 2	NEW MEXICO STATE	7:05p
Oct. 9	at Fresno State	8:00p
Oct. 16	HAWAII	7:05p
Oct. 23	at Louisiana Tech	1:00p
Oct. 30	at San Jose State	3:00p
Nov. 13	RICE	7:05p
Nov. 20	SMU	3:05p
Nov. 27	at Tulsa	1:00p

All times are Mountain and subject to change

2003 RESULTS

Aug. 30	at Arizona	L, 7-42
Sept. 6	CAL POLY	L, 13-34
Sept. 13	SAN DIEGO STATE	L, 0-34
Sept. 20	at Louisville	L, 14-42
Sept. 27	SAM HOUSTON STATE	W, 59-14
Oct. 4	at SMU	W, 21-19
Oct. 11	LOUISIANA TECH	L, 35-38
Oct. 25	at Hawai'i	L, 15-31
Nov. 1	TULSA	L, 28-56
Nov. 8	SAN JOSE STATE	L, 41-69
Nov. 15	at Boise State	L, 21-51
Nov. 22	at Rice	L, 14-45
Nov. 29	FRESNO STATE	L, 20-23



Chris Marrow

ARMY



Lt. Gen. William Lennox, Jr.
Superintendent



Rick Greenspan
Athletic Director



Bobby Ross
Head Coach



Deb Dalton
SWA



Bob Beretta
Football SID



Michie Stadium (40,000)

QUICK FACTS

Location: West Point, N.Y.

Founded: 1802

Enrollment: 4,000

Nickname: Black Knights, Cadets

Colors: Black, Gold and Gray

Stadium: Michie Stadium (40,000)

Superintendent: Lt. Gen. William J. Lennox, Jr.

Commandant of Cadets: Brig. Gen. Leo A. Brooks, Jr.

Athletic Director: Rick Greenspan

Dean of the Academic Board: Brig. Gen. Daniel Kaufman

SWA: Deb Dalton

Head Coach: Bobby Ross

FOOTBALL FACTS

Basic Offense:	Multiple
Basic Defense:	4-3
Lettermen Returning/Lost:	49/16
Starters Returning:	
Offense	9
Defense	8
Specialists	3
2003 Record:	0-13
Postseason:	None
All-Time Record:	622-405-51 (.601)
Bowl Appearances:	4
Bowl Record:	2-2
Last Appearance:	1996, Independence

SPORTS INFORMATION

Assistant AD/Football SID: Bob Beretta

Office Phone: 845/938-3303

Home Phone: 845/783-6685

Fax: 845/446-2556

E-Mail: robert.beretta@usma.edu

Website: www.goarmysports.com

Press Box Phones: 845/938-3377
or 4514



Black Knights

2004 SCHEDULE

Sept. 11	LOUISVILLE	1:00p
Sept. 18	at Houston	8:00p
Sept. 25	at Connecticut	TBA
Oct. 2	TCU	1:00p
Oct. 9	CINCINNATI	1:00p
Oct. 16	at USF	7:00p
Oct. 30	at East Carolina	2:00p
Nov. 6	AIR FORCE	1:00p
Nov. 13	at Tulane	7:00p
Nov. 20	UAB	1:00p
Dec. 4	vs. Navy	
	(in Philadelphia- CBS)	2:30p

All times are Eastern and subject to change
Conference games in bold italics.

Key Dates

Players Report: August 9
Media Day: August 15
Fall Classes Begin: August 16

2003 RESULTS

S7	HOLY CROSS	L	21-30	0-1
S6	CONNECTICUT	L	21-48	0-1
S13	RUTGERS (ESPN Plus)	L	21-36	0-2
S20	TULANE (ESPN Plus)	L	33-50	0-3
S27	USF	L	0-28	0-4
04	at (20) TCU	L	0-27	0-5
011	at Louisville	L	10-34	0-6
018	EAST CAROLINA	L	32-38	0-7
025	at Cincinnati	L	29-33	0-8
N1	at UAB	L	9-24	0-9
N8	at Air Force	L	3-31	0-10
N15	HOUSTON	L	14-34	0-11
N22	at Hawai'i	L	28-59	0-12
D6	vs. Navy			
	(in Philadelphia-CBS)	L	6-34	0-13



BOBBY ROSS

Hometown:	Richmond, Va.
Alma Mater:	Virginia Military Institute '59
Record at Army:	First Season
Birthdate:	December 23, 1936

COACHING EXPERIENCE

2004-	Army	Head Coach - First Season
1997-2000	Detroit Lions	Head Coach - 27-32 (.458) 4 seasons
1992-96	San Diego Chargers	Head Coach - 50-36 (.581) 5 seasons
1987-91	Georgia Tech	Head Coach - 31-26-1 (.543) 5 seasons
1982-86	Maryland	Head Coach - 39-19-1 (.607) 5 seasons
1978-81	Kansas City Chiefs	Assistant Coach
1973-77	The Citadel	Head Coach - 24-31-0 (.436) 5 seasons
1972	Maryland	Linebackers
1971	Rice	Linebackers
1976-70	William and Mary	Def. Coord./Def. Backs/Running Backs
1965-66	VMI	Defensive Backs/Freshman Coach

CAREER RECORD 94-76-2 (.552) 15 seasons (collegiate only)

COACHING STAFF

Secondary	Wally Ake (William & Mary '72)
Offensive Line	Stan Brock (Colorado '80)
Special Teams	Bruce Hardin (Appalachian State '66)
Tight Ends/Quality Control	John Misciagna (Dickinson '76)
Defensive Coordinator/Defensive Line	John Mumford (Pittsburg State '79)
Offensive Coordinator/Running Backs	Kevin Ross (Navy '88)
Linebackers	Steve Tovar (Ohio State '92)
Wide Receivers/Recruiting Coordinator	Tucker Waugh (DePauw '93)
Quarterbacks	Eddie Wilson (Arizona '62)
Running Backs	Tyree Foreman (Virginia '01)
Defensive Line	2nd Lt. Clarence Holmes (USMA '03)
Offensive Line	Gary Miller (North Central College '81)
Safeties	Adam Waugh (Illinois State '01)
Director of Football Operations	Maj. Bill Lynch (USMA '89)

FOOTBALL OFFICE

Phone: 845/938-2323 Fax: 845/446-5462

2003 INDIVIDUAL LEADERS

RUSHING	ATT.	YDS.	AVG.	TD	LONG
Carlton Jones	194	632	3.3	6	43
Seth Gulsby	42	119	2.8	3	27
TOTALS	405	826	2.0	10	43

PASSING	ATT.	COMP	PCT.	INT	YARDS	TD
Zac Dahman	436	230	.528	19	2234	11
Matt Silva	53	28	.528	6	303	1
TOTALS	525	272	.518	25	2694	13

RECEIVING	REC	YDS.	AVG.	TD	LONG
Aaron Alexander	64	861	13.5	6	44
William White	40	433	10.8	2	60
Carlton Jones	29	211	7.3	2	59
TOTALS	272	2694	9.9	13	62

FIELD GOALS	MADE-ATT.	PCT.	LONG
Paul Stelzer	6-8	.750	42
TOTALS	6-8	.750	42

PUNTING	NO.	YARDS	AVG.	IN 20	LONG
Alex Bradford	76	2897	38.1	12	61
TOTALS	84	3072	36.6	12	61

TACKLES	SOLOS	AST	TOTAL
Ryan Kent	84	62	146
Greg Washington	66	63	129
Brian Hill	51	74	125
Dhyan Tarver	41	56	97
Mikel Resnick	37	40	77
TOTALS	726	592	1318

INTERCEPTIONS	NO.	YDS.	AVG.	TD
Greg Washington	3	40	13.3	0
Brian Hill	2	112	56.0	2
TOTALS	12	181	15.1	2

2003 TEAM STATISTICS

Category	Army	Opponents
First Downs	224	305
Rushes-Yards	405-826	613-2740
Rushing Yards/Game	63.5	210.8
Passes Att./Comp./Int.	525-272-25	382-249-12
Completion Pct.	.518	.652
Passing Yards	2694	3294
Passing Yards/Game	207.2	253.4
Total Off. Plays/Yds	930-3520	995-6034
Total Offense/Game	270.8	464.2
Punts-Average	84-36.6	51-39.9
Punt Returns-Avg.	20-11.0	39-9.7
Kickoff Returns-Avg.	67-20.5	14-17.3
Interceptions-Yards	12-181	25-264
Fumbles-Lost	37-19	35-12
Penalties-Yards	66-595	108-1011
3rd Down Conversions	72-216	81-190
3rd Down Conversion Percentage	.330	.430
4th Down Conversions	11-32	8-21
4th Down Conversion Percentage	.340	.380
Sacks By-Yards	17-93	35-271
Avg. Time of Possession	28:03	31:57

Noting the Black Knights

- BOBBY ROSS begins his first season as Army's head coach. Ross compiled a 94-76-2 (.552) in 15 seasons as head coach at The Citadel (1973-77), Maryland (1982-86) and Georgia Tech (1987-91). He guided the Yellow Jackets to an 11-0-1 record and shared the national championship with Colorado in 1990. During nearly nine seasons at the helm of the San Diego Chargers and Detroit Lions, Ross was 77-68 (.531), including a Super Bowl appearance in 1994 with San Diego.
- Quarterback ZAC DAHMAN concluded the 2003 season as Army's season recordholder for completions (230), attempts (436) and yards (2,234). He eclipsed the previous yardage standard of 2,174, set by Leamon Hall in 1976. Dahman had 11 touchdown passes in 2003, which tied for the third-best total in Army history.
- Senior WR AARON ALEXANDER set a new Army single-season record for receptions with 64. He amassed 861 receiving yards in 2003, the second-highest total in Army's history. For his career, Alexander ranks on Army's career charts for receptions (90, fifth), yards (1315, third) and touchdowns (8, tied for eighth.).
- Junior RB CARLTON JONES has led the team in rushing each of his first two years. Last season, he gained 632 yards and also caught 29 passes for 211 yards, scoring a total of eight touchdowns.

Year	Coach	Overall	C-USA	Bowl
2003	Todd Berry	0-13	0-8	
2002	Todd Berry	1-11	1-8	
2001	Todd Berry	3-8	2-5	
2000	Todd Berry	1-10-0	1-6	
1999	Bob Sutton	3-8-0	1-5	
1998	Bob Sutton	3-8-0	2-4	
1997	Bob Sutton	4-7-0		
1996	Bob Sutton	10-2-0		Independence
1995	Bob Sutton	5-5-1		
1994	Bob Sutton	4-7-0		
1993	Bob Sutton	6-5-0		
1992	Bob Sutton	5-6-0		
1991	Bob Sutton	4-7-0		
1990	Jim Young	6-5-0		
1989	Jim Young	6-5-0		
1988	Jim Young	9-3-0		Sun
1987	Jim Young	5-6-0		
1986	Jim Young	6-5-0		
1985	Jim Young	9-3-1		Peach
1984	Jim Young	8-3-1		Cherry
1983	Jim Young	2-9-0		
1982	Ed Cavanaugh	4-7-0		
1981	Ed Cavanaugh	3-7-1		
1980	Ed Cavanaugh	3-7-1		
1979	Lou Saban	2-8-1		
1978	Homer Smith	4-6-1		
1977	Homer Smith	7-4-0		
1976	Homer Smith	5-6-0		
1975	Homer Smith	2-9-0		
1974	Homer Smith	3-8-0		
1973	Tom Cahill	0-10-0		
1972	Tom Cahill	6-4-0		
1971	Tom Cahill	6-4-0		
1970	Tom Cahill	1-9-1		
1969	Tom Cahill	4-5-1		
1968	Tom Cahill	7-3-0		
1967	Tom Cahill	8-2-0		
1966	Tom Cahill	8-2-0		
1965	Paul Dietzel	4-5-1		
1964	Paul Dietzel	4-6-0		
1963	Paul Dietzel	7-3-0		
1962	Paul Dietzel	6-4-0		
1961	Dale Hall	6-4-0		
1960	Dale Hall	6-3-1		
1959	Dale Hall	4-4-1		
1958	Earl Blaik	8-0-1		
1957	Earl Blaik	7-2-0		
1956	Earl Blaik	5-3-1		
1955	Earl Blaik	6-3-0		
1954	Earl Blaik	7-2-0		
1953	Earl Blaik	7-1-1		
1952	Earl Blaik	4-4-1		
1951	Earl Blaik	2-7-0		
1950	Earl Blaik	8-1-0		
1949	Earl Blaik	9-0-0		
1948	Earl Blaik	8-0-1		
1947	Earl Blaik	5-2-2		
1946	Earl Blaik	9-0-1		
1945	Earl Blaik	9-0-0		
1944	Earl Blaik	9-0-0		
1943	Earl Blaik	7-2-1		
1942	Earl Blaik	6-3-0		
1941	Earl Blaik	5-3-1		

Year	Coach	Overall	C-USA	Bowl
1940	William Wood	1-7-1		
1939	William Wood	3-4-2		
1938	William Wood	8-2-0		
1937	Gar Davidson	7-2-0		
1936	Gar Davidson	6-3-0		
1935	Gar Davidson	6-2-1		
1934	Gar Davidson	7-3-0		
1933	Gar Davidson	9-1-0		
1932	Ralph Sasse	8-2-0		
1931	Ralph Sasse	6-2-1		
1930	Ralph Sasse	9-1-1		
1929	Biff Jones	6-4-1		
1928	Biff Jones	8-2-0		
1927	Biff Jones	9-1-0		
1926	Biff Jones	7-1-1		
1925	John McEwan	7-2-0		
1924	John McEwan	5-1-2		
1923	John McEwan	6-2-1		
1922	Charles Daly	8-0-2		
1921	Charles Daly	6-4-0		
1920	Charles Daly	7-2-0		
1919	Charles Daly	6-3-0		
1918	Hugh Mitchell	1-0-0		
1917	Geoffrey Keyes	7-1-0		
1916	Charles Daly	9-0-0		
1915	Charles Daly	5-3-1		
1914	Charles Daly	9-0-0		
1913	Charles Daly	8-1-0		
1912	Ernest Graves	5-3-0		
1911	Joseph Beacham	6-1-1		
1910	Harry Nelly	6-2-0		
1909	Harry Nelly	3-2-0		
1908	Harry Nelly	6-1-2		
1907	Henry Smither	6-2-1		
1906	Henry Smither	3-5-1		
1905	Robert Boyers	4-4-1		
1904	Robert Boyers	7-2-0		
1903	Edward King	6-2-1		
1902	Dennis Nolan	6-1-1		
1901	Leon Kromer	5-1-2		
1900	Herman Koehler	7-3-1		
1899	Herman Koehler	4-5-0		
1898	Herman Koehler	3-2-1		
1896	Herman Koehler	3-2-1		
1895	George Dyer	5-2-0		
1894	Harmon Graves	3-2-0		
1893	Harmon Graves	4-5-0		
1892	Dennis Michie	3-1-1		
1891	Dr. Harry Williams	4-1-1		
1890	Dennis Michie	0-1-0		

Bowl Results (2-2)

Bowl	Opponent	Result	Year
Independence	Auburn	L 29-32	1996
Sun	Alabama	L 28-29	1988
Peach	Illinois	W 31-29	1985
Cherry	Michigan State	W 10-6	1984

CINCINNATI



Dr. Nancy L. Zimpher
President



Bob Goin
Athletic Director



Mark Dantonio
Head Coach



Stephanie Rousseau
SWA



Tom Hathaway
Football SID



Nippert Stadium (35,000)

QUICK FACTS

Location: Cincinnati, Ohio
 Founded: 1819
 Enrollment: 34,000
 Nickname: Bearcats
 Colors: Red and Black
 Stadium: Nippert Stadium (35,000)
 President: Dr. Nancy L. Zimpher
 Athletic Director: Bob Goin
 Faculty Athletics Rep.: Dr. Nancy Hamant
 Senior Woman Adm.: Stephanie Rousseau
 Head Coach: Mark Dantonio

FOOTBALL FACTS

Basic Offense:	Multiple
Basic Defense:	Multiple 4-3
Lettermen Returning/Lost:	51/13
Starters Returning:	
Offense	9
Defense	7
Specialists	3
2003 Record:	5-7
Postseason:	None
All-Time Record:	495-519-51 (.489)
Bowl Appearances:	7
Bowl Record:	3-4-0
Last Appearance:	2002, New Orleans

SPORTS INFORMATION

Assistant AD/Football Contact: Tom Hathaway
 Office Phone: 513/556-0616
 Home Phone: 513/385-2728
 Fax: 513/556-0619
 E-Mail: tom.hathaway@uc.edu
 Website: www.ucbearcats.com
 Press Box Phone: 513/556-1010



Bearcats

2004 SCHEDULE

Sept. 4	at Ohio State (ESPN)	Noon
Sept. 11	MIAMI (OHIO)	7:00p
Sept. 18	at Syracuse	TBA
Sept. 25	at East Carolina	7:00p
Oct. 2	UAB	7:00p
Oct. 9	at Army	1:00p
Oct. 23	MEMPHIS	7:00p
Oct. 30	TCU	3:00p
Nov. 6	at Southern Miss	3:00p
Nov. 20	USF	1:00p
Nov. 27	at Louisville	1:00p

All times are Eastern and subject to change
Conference games in bold italics.



MARK DANTONIO

Key Dates

Players Report: August 10
Media Day: August 12
Fall Classes Begin: September 22

2003 RESULTS

S1	EAST CAROLINA (ESPN)	W	40-3	1-0
S13	at West Virginia (ESPN Plus)	W	15-13	2-0
S20	TEMPLE	W	30-24 (3ot)	3-0
S27	at Miami (Ohio)	L	37-42	3-1
04	SOUTHERN MISS	L	20-22	3-2
011	at UAB	L	14-31	3-3
025	ARMY	W	33-29	4-3
031	at USF (ESPN2)	L	17-24 (2ot)	4-4
N8	RHODE ISLAND	W	31-24	5-4
N15	at (9) TCU	L	10-43	5-5
N22	at Memphis	L	16-21	5-6
N28	LOUISVILLE (ESPN2)	L	40-43	5-7

Hometown:	Zanesville, Ohio
Alma Mater:	South Carolina '79
Birthdate:	March 9, 1956

COACHING EXPERIENCE

2001-03	Ohio State	Defensive Coordinator
1995-00	Michigan State	Secondary/Assoc. Head Coach
1991-94	Kansas	Secondary
1986-90	Youngstown State	Secondary/Defensive Coord.
1985	Akron	Secondary
1983-84	Ohio State	Graduate Assistant
1982	Butler County CC	Defensive Coordinator
1981	Purdue	Graduate Assistant
1980	Ohio University	Graduate Assistant
1979	Anderson S.C. Westside High	Assistant Coach

Career Record First Season

COACHING STAFF

Offensive Coordinator	Don Treadwell (Miami (Ohio) '82)
Defensive Coordinator	Pat Narduzzi (Rhode Island '90)
Defensive Backs	Harlon Barnett (Michigan State '90)
Quarterbacks	Dan Enos (Michigan State '91)
Defensive Line	Ted Gill (Idaho State '73)
Running Backs	Tim Hinton (Washington '82)
Tight Ends/Recruiting Coordinator	Mark Staten (Miami (Ohio) '92)
Linebackers/Special Teams	Mike Tressel (Cornell College '96)
Offensive Line	Jeff Uhlenhake (Ohio State '90)

FOOTBALL OFFICE

Phone: 513/556-5986 Fax: 513/556-9009

2003 INDIVIDUAL LEADERS

RUSHING	ATT.	YDS.	AVG.	TD	LONG
Richard Hall	185	777	4.2	8	50
Carl Jones	82	410	5.0	1	37
TOTALS	518	1980	3.8	18	51

PASSING	ATT.	COMP	PCT.	INT	YARDS	TD
Gino Guidugli	425	227	.534	10	2704	14
George Murray	7	3	.429	0	30	0
TOTALS	438	231	.527	10	2741	14

RECEIVING	REC	YDS.	AVG.	TD	LONG
George Murray	30	270	9.0	0	21
Derick Ross	29	483	16.7	1	64
Thaddeus Lewis	25	261	10.4	1	23
TOTALS	231	2741	11.9	14	64

FIELD GOALS	MADE-ATT.	PCT.	LONG
Chet Ervin	10-17	.588	44
TOTALS	20-28	.714	44

PUNTING	NO.	YARDS	AVG.	IN 20	LONG
Chet Ervin	64	2478	38.7	18	56
TOTALS	68	2487	36.6	18	56

TACKLES	SOLOS	AST	TOTAL
Jamar Enzor	79	58	137
Trent Cole	49	39	88
Tyjaun Hagler	46	38	84
Jamey Murphy	49	31	80
Doug Monaghan	45	25	70
TOTALS	494	328	822

INTERCEPTIONS	NO.	YDS.	AVG.	TD
Daven Holly	6	58	9.7	1
Zach Norton	4	62	15.5	0
TOTALS	19	142	7.5	1

2003 TEAM STATISTICS

Category	Cincinnati	Opponents
First Downs	248	202
Rushes-Yards	518-1980	470-1733
Rushing Yards/Game	165.0	144.4
Passes Att./Comp./Int.	438-231-10	337-170-19
Completion Pct.	.527	.504
Passing Yards	2741	2263
Passing Yards/Game	228.4	188.6
Total Off. Plays/Yds	956-4721	807-3996
Total Offense/Game	393.4	333.0
Punts-Average	68-36.6	70-39.9
Punt Returns-Avg.	34-9.2	25-10.5
Kickoff Returns-Avg.	36-19.0	54-21.2
Interceptions-Yards	19-142	10-131
Fumbles-Lost	30-18	21-9
Penalties-Yards	77-668	81-640
3rd Down Conversions	76-203	57-179
3rd Down Conversion Percentage	.370	.320
4th Down Conversions	10-26	8-17
4th Down Conversion Percentage	.380	.470
Sacks By-Yards	22-171	21-161
Avg. Time of Possession	32:19	27:41

Noting the Bearcats

- MARK DANTONIO begins his first season as Cincinnati's head football coach. Dantonio comes to UC after three highly-successful seasons as defensive coordinator at Ohio State, where he helped guide the Buckeyes to the 2002 National Championship. He has 23 years of collegiate coaching experience, including 12 years in the state of Ohio. He also served as Associate Head Coach at Michigan State during part of his six-year stint in East Lansing (1995-2000).
- Senior QB GINO GUIDUGLI begins the 2004 campaign as the school's all-time leader in pass completions (670), pass attempts (1,214), passing yardage (8,822) and passing touchdowns (53). He ranks among the top six in C-USA history in all four categories.
- Senior RB RICHARD HALL ran for 777 yards and eight touchdowns in 10 games last season, posting four 100-yard rushing days.
- Senior DE TRENT COLE tied for fourth in Conference USA with 17 tackles for loss. He had a total of 75 stops and added 5.5 sacks.
- Senior CB DAVEN HOLLY tied the UC single-season school record with six interceptions. The Bearcats posted a league-high 19 interceptions in 2003, the eighth-most in school history.
- Cincinnati's special teams unit blocked five field goals last season, returning two of the blocks for touchdowns.
- Five of the Bearcats' seven losses in 2003 were by a touchdown or less.

2004 DEPTH CHART

(Returning starters in bold)

LETTERMEN

Returning/Lost: 51/13

STARTERS

Offensive Returning/Lost: 9/2

Defensive Returning/Lost: 7/4

Special Teams Returning/Lost: 3/0

OFFENSE

WR	George Murray , Bill Poland
LT	Steve Eastlake , Jeremy Bolton
LG	Kyle Takovitz , Adam Shorter, Ryan Brown
C	Joel Yakovac, Matt Webster
RG	Matt Mercer , Jeff Reinstatler, Jon Tobin
RT	Clint Stickdorn , Frank Straub, Jeremy Schlicher
TE	A.J. Lucius, Brent Celek, Hank Davis
WR	Cedric Dawley, Derick Ross , Hannibal Thomas
QB	Gino Guidugli , Collin Carey, Todd Spitzer
RB	Richard Hall , Dominic Eddington, Terry Arnold
FB	Doug Jones, Evan Sparks

DEFENSE

DE	Trent Cole , Craig Worthen
DT	Adam Roberts, Lonnie Simmons
DT	Mike Wright, Jordan Roth, Jamie Wimmer
DE	Andre Frazier , Donald Germany
OLB	Jason Russell , Kevin Hazel, Johnny Zwitter
MLB	Jamar Enzor , Jermaine Wilson, Tony Carvitti
OLB	Tyjuan Hagler , Jamey Murphy
CB	Tedric Harwell, Antoine Horton
SS	Doug Monaghan , Anthony Williams
FS	Dominic Ross, Jajuan Hall
CB	Daven Holly , Jeremy Bowie

SPECIALISTS

K	Chet Ervin
P	Chet Ervin , Jordan Lear
KR	Tedric Harwell
PR	Carl Jones, George Murray

KEY LOSSES

C	Josh Shneyderov
TE	Dennis Hart
WR	Thaddeus Lewis
FB	Booker Vann
DT	Ka'Son Love
DT	John Feaster
CB	Zach Norton
FS	Franklin Callicott



Gino Guidugli

2004 SPRING SIGNEES


NAME	POS.	HT.	WT.	YR.	HOMETOWN/HS, JC or COLLEGE
Butler Benton	RB	6-1	210	Fr.	Detroit, Mich./Martin Luther King
Brad Bury	FB	6-1	245	Fr.	Marion, Ohio/Marion Harding
Trevor Canfield	OL	6-5	300	Fr.	Cincinnati, Ohio/Western Hills
Jon Carpenter	RB	5-11	215	Fr.	Lancaster, Ohio/Lancaster
Khalil El-Amin	OL	6-5	310	Fr.	Cincinnati, Ohio/Purcell Marian
Delbert Ferguson	RB	6-1	223	Fr.	Youngstown, Ohio/Harding
Bradley Glatthaar	RB	5-11	215	Fr.	Cincinnati, Ohio/Elder
Dustin Grutza	QB	6-3	200	Fr.	Maysville, Ky./Mason County
Anthony Hoke	LB	6-1	235	Fr.	Warren, Ohio/Warren G. Harding
Adam Hoppel	DL	6-2	250	Fr.	Lisbon, Ohio/Beavercreek Local
Earnest Jackson	QB	6-3	200	Fr.	Southfield, Mich./Detroit Country Day
Tyjuan Jones	DB	6-3	210	Fr.	Dayton, Ohio/Trotwood Madison
Haruki Nakamura	WR/DB	5-10	180	Fr.	Elyria, Ohio/Lakewood St. Edward
Lamonte Nelms	S	6-3	210	Fr.	Ravenna, Ohio/Ravenna
Carlos Simpson	QB	6-2	195	Fr.	Detroit, Mich./DePorres
DeAngelo Smith	CB	6-0	180	Fr.	Columbus, Ohio/Independence
K.L. Smith	CB	6-0	170	Fr.	Copley, Ohio/Copley
Brian Steele	P	6-1	225	Jr.	Payson, Ariz./Scottsdale CC
Marcus Winston	LB	6-2	225	Fr.	Lansing, Mich./J.W. Sexton

2004 ROSTER

NO.	NAME	POS.	HT.	WT.	YR.	EXP.	HOMETOWN/HS, JC or COLLEGE
32	Terry Arnold	RB	5-10	190	So.	1L	Tallahassee, Fla./Lincoln
67	Jeremy Bolton	OT	6-5	305	Fr.	SQ	Burlington, Ky./Connor
33	John Bowie	CB	5-11	186	So.	1L	Columbus, Ohio/Northland
39	James Brooks	SS	6-1	180	Fr.	SQ	Cincinnati, Ohio/Hughes
73	Darrell Brown	DT	6-3	264	Jr.	SQ	Cincinnati, Ohio/Purcell Marion
70	Ryan Brown	OG	6-2	275	Jr.	SQ	Strongsville, Ohio/Strongsville
72	Digger Bujnoch	OT	6-4	265	Fr.	SQ	Cincinnati, Ohio/Elder
16	Collin Carey	QB	6-2	207	Sr.	1L	Cincinnati, Ohio/Elder
53	Tony Carvitti	LB	6-0	225	So.	1L	Cincinnati, Ohio/Elder
85	Brent Celek	TE	6-4	240	So.	1L	Cincinnati, Ohio/LaSalle
90	Trent Cole	DE	6-4	250	Sr.	2L	Wilberforce, Ohio/Xenia
82	Angelo Craig	LB	6-5	205	Fr.	SQ	Cleveland, Ohio/Glenville
3	Mike Daniels	WR	5-7	185	So.	1L	Cincinnati, Ohio/Princeton
83	Hank Davis	TE	6-4	239	So.	SQ	Cincinnati, Ohio/St. Xavier
15	Cedric Dawley	WR	6-1	193	Sr.	1L	Lynwood, Calif./Compton CC
81	Walter Dudley	WR	5-11	183	Sr.	2L	Groveport, Ohio/Columbus Beechcroft
71	Steve Eastlake	OT	6-5	280	Sr.	1L	Columbus, Ohio/Bishop Watterson
26	Derrick Eddington	RB	5-7	192	So.	1L	Asheville, N.C./A.C. Reynolds
46	Jamar Enzor	LB	6-1	222	Sr.	3L	Havana, Fla./Northside
12	Chet Ervin	K	6-3	186	Jr.	2L	Sulphur, Ky./Henry County
52	Patrick Farfing	C	6-3	195	So.	1L	Cincinnati, Ohio/St. Xavier
3	Delbert Ferguson	RB	6-1	223	Fr.	HS	Youngstown, Ohio/Warren Harding
64	Chris Flores	OG	6-2	230	Fr.	SQ	Wheaton, Ill./Warrenville South
91	Andre Frazier	DE	6-5	211	Sr.	3L	Cincinnati, Ohio/Hughes
99	Donald Germany	DE	6-0	229	Jr.	1L	Columbus, Ohio/Brookhaven
8	Gino Guidugli	QB	6-3	220	Sr.	3L	Ft. Thomas, Ky./Highlands
42	Tyjuan Hagler	LB	6-2	222	Sr.	3L	Kankakee, Ill./Bishop McNamara
38	JaJuan Hall	FS	6-0	185	So.	1L	Detroit, Mich./St. Martin DePorres
24	Richard Hall	RB	5-11	208	Sr.	2L	Cincinnati, Ohio/Wyoming
25	Tedric Harwell	CB	5-11	188	Sr.	3L	Elkhart, Ind./Central
19	Kevin Hazel	LB	6-0	206	Sr.	2L	Columbus, Ohio/St. Francis DeSales
18	Daven Holly	CB	5-11	184	Sr.	3L	Clairton, Pa./Clairton
5	Antoine Horton	FS	5-10	178	So.	1L	Rochester, Pa./Rochester
35	Jeremy Jackson	SS	5-10	183	Sr.	3L	Cincinnati, Ohio/Walnut Hills
47	Jonathan Jackson	SS	5-10	198	Sr.	2L	Cincinnati, Ohio/Walnut Hills
2	Carl Jones	RB	5-9	187	Jr.	2L	Tampa, Fla./Armwood
86	Doug Jones	FB	6-4	275	Fr.	SQ	Erlanger, Ky./Dixie Heights
11	Jordan Lear	P	6-7	225	Fr.	SQ	Zanesville, Ohio/Zanesville
89	A.J. Lucius	TE	6-3	250	Sr.	3L	Cincinnati, Ohio/Loveland
65	Matt Mercer	OG	6-3	300	Sr.	3L	Villa Hills, Ky./Beechwood
45	Doug Monaghan	SS	6-3	210	Sr.	3L	Cincinnati, Ohio/Colerain
55	Jamey Murphy	LB	6-2	234	Sr.	3L	Tallahassee, Fla./Rickards
7	George Murray II	WR	6-1	194	Sr.	3L	Tallahassee, Fla./Rickards
97	Jon Newton	OG	6-3	270	Fr.	SQ	Cincinnati, Ohio/Roger Bacon
88	Clint Parks	WR	6-5	205	Fr.	SQ	Decatur, Ga./McNair
84	Bill Poland	WR	6-3	180	So.	1L	Cincinnati, Ohio/Elder
57	Jeff Reinstatler	OG	6-2	283	So.	SQ	Ft. Thomas, Ky./Highlands
94	Adam Roberts	DT	6-3	240	Jr.	2L	Brooklyn, N.Y./Milford Academy
22	Derick Ross	WR	5-10	186	Jr.	2L	Marion, Ohio/Marion Harding
49	Dominic Ross	FS	6-0	197	So.	1L	Marion, Ohio/Marion Harding
61	Jordan Roth	DT	6-2	270	Fr.	SQ	North Canton, Ohio/Hoover
30	Jason Russell	LB	6-2	210	Sr.	3L	Pittsburgh, Pa./Woodland Hills
69	Jeremy Schlicher	OT	6-5	283	Sr.	1L	Marietta, Ohio/Marietta Senior
79	Adam Shorter	OG	6-6	291	Sr.	2L	Indianapolis, Ind./North Central
95	Lonnie Simmons	DT	6-4	300	Sr.	SQ	Columbus, Ohio/Northland
31	Evan Sparks	FB	6-0	205	So.	SQ	Middletown, Ohio/Edgewood
17	Todd Spitzer	QB	6-5	220	Fr.	SQ	Greer, S.C./Hillcrest
71	Michael St. Clair	DE	6-2	175	Fr.	SQ	Cincinnati, Ohio/Hughes
40	Dwight Stargell	FB	5-11	240	So.	SQ	Dayton, Ohio/Trotwood-Madison
77	Clint Stickdorn	OT	6-6	308	Sr.	3L	Baltimore, Ohio/Liberty Union
78	Frank Straub	OT	6-6	305	So.	SQ	Lexington, Ky./Henry Clay
75	Kyle Takavitz	OG	6-4	303	Sr.	3L	Powell, Ohio/Olentangy
50	Lateef Taylor	DT	6-1	296	So.	SQ	Loveland, Ohio/Loveland
9	Hannibal Thomas	WR	6-3	205	Sr.	1L	Englewood, Calif./Pasadena City College
63	Jon Tobin	OG	6-3	290	Fr.	SQ	Lancaster, Ohio/Fisher Catholic
82	Charlie Vample	WR	6-0	184	So.	SQ	Cincinnati, Ohio/Reading
58	Matt Webster	C	6-3	273	Jr.	1L	Taylor Mill, Ky./Scott
37	Anthony Williams	SS	6-1	190	Fr.	SQ	LaGrange, Ga./Troup County
59	Jermaine Wilson	LB	6-0	219	Sr.	3L	Tallahassee, Fla./Florida High
92	Jamie Wimmer	DT	6-4	280	So.	SQ	Avon, Ohio/Avon
98	Craig Worthen	DE	6-3	210	Fr.	SQ	Cincinnati, Ohio/Winton Woods
93	Mike Wright	DT	6-5	291	Sr.	1L	Cincinnati, Ohio/Purcell Marian
74	Joel Yakovac	C	6-2	283	Jr.	2L	Mt. Lebanon, Pa./Mt. Lebanon
36	Jonny Zwiit	LB	5-11	205	Jr.	2L	Greenwood, Ind./Center Grove



Richard Hall



Jamar Enzor



Trent Cole

Year	Coach	Overall	C-USA	Bowl
2003	Rick Minter	5-7-0	2-6	
2002	Rick Minter	7-7-0	6-2	New Orleans
2001	Rick Minter	7-5-0	5-2	Motor City
2000	Rick Minter	7-5-0	5-2	Motor City
1999	Rick Minter	3-8-0	0-6	
1998	Rick Minter	2-9-0	1-5	
1997	Rick Minter	8-4-0	2-4	Humanitarian
1996	Rick Minter	6-5-0	2-3	
1995	Rick Minter	6-5-0		
1994	Rick Minter	2-8-1		
1993	Tim Murphy	8-3-0		
1992	Tim Murphy	3-8-0		
1991	Tim Murphy	4-7-0		
1990	Tim Murphy	1-10-0		
1989	Tim Murphy	1-9-1		
1988	Dave Currey	3-8-0		
1987	Dave Currey	4-7-0		
1986	Dave Currey	5-6-0		
1985	Dave Currey	5-6-0		
1984	Dave Currey	2-9-0		
1983	Watson Brown	4-6-1		
1982	Mike Gottfried	6-5-0		
1981	Mike Gottfried	6-5-0		
1980	Ralph Staub	2-9-0		
1979	Ralph Staub	2-9-0		
1978	Ralph Staub	5-6-0		
1977	Ralph Staub	5-4-2		
1976	Tony Mason	9-2-0		
1975	Tony Mason	6-5-0		
1974	Tony Mason	7-4-0		
1973	Tony Mason	4-7-0		
1972	Ray Callahan	2-9-0		
1971	Ray Callahan	7-4-0		
1970	Ray Callahan	7-4-0		
1969	Ray Callahan	4-6-0		
1968	Homer Rice	5-4-1		
1967	Homer Rice	3-6-0		
1966	Chuck Studley	3-7-0		
1965	Chuck Studley	5-5-0		
1964	Chuck Studley	8-2-0		
1963	Chuck Studley	6-4-0		
1962	Chuck Studley	2-8-0		
1961	Chuck Studley	3-7-0		
1960	George Blackburn	4-6-0		
1959	George Blackburn	5-4-1		
1958	George Blackburn	6-2-2		
1957	George Blackburn	5-4-1		
1956	George Blackburn	4-5-0		
1955	George Blackburn	1-6-2		
1954	Sid Gillman	8-2-0		
1953	Sid Gillman	9-1-0		
1952	Sid Gillman	8-1-1		
1951	Sid Gillman	10-1-0		
1950	Sid Gillman	8-4-0		Sun
1949	Sid Gillman	7-4-0		Glass
1948	Ray Nolting	3-6-1		
1947	Ray Nolting	7-3-0		
1946	Ray Nolting	9-2-0		Sun
1945	Ray Nolting	4-4-0		
1942	Joe Meyer	8-2-0		
1941	Joe Meyer	6-3-0		
1940	Joe Meyer	5-3-1		
1939	Joe Meyer	4-3-2		
1938	Joe Meyer	4-5-0		
1937	Russ Cohen	0-10-0		
1936	Russ Cohen	1-5-3		
1935	Russ Cohen	7-2-0		

Year	Coach	Overall	C-USA	Bowl
1934	Dana King	6-2-1		
1933	Dana King	7-2-0		
1932	Dana King	7-2-0		
1931	Dana King	5-4-0		
1930-	George Babcock	5-4-0		
1929	George Babcock	4-4-1		
1928	George Babcock	1-8-0		
1927	George Babcock	2-5-2		
1926	George McLaren	3-5-1		
1925	George McLaren	4-5-0		
1924	George McLaren	2-6-1		
1923	George McLaren	6-3-0		
1922	George McLaren	1-7-1		
1921	Boyd Chambers	2-6-0		
1920	Boyd Chambers	4-5-0		
1919	Boyd Chambers	3-4-1		
1918	Boyd Chambers	3-0-2		
1917	Frank Marty	0-6-0		
1916	Ion Cortwright	0-8-1		
1915	George Little	4-5-0		
1914	George Little	6-3-0		
1913	Lowell Dana	5-3-1		
1912	Lowell Dana	3-4-1		
1911	Robert Burch	6-2-1		
1910	Robert Burch	6-3-0		
1909	Robert Burch	4-3-1		
1908	Ralph Onott	1-4-1		
1906	William Foley	0-7-2		
1905	Amos Foster	4-3-0		
1904	Amos Foster	7-1-0		
1903	Anthony Chez	1-8-0		
1902	Anthony Chez	4-2-2		
1901	Henry Pratt	1-3-1		
1900	Dan Reed	3-4-1		
1899	Dan Reed	5-2-0		
1898	Frank Cavanaugh	5-1-3		
1897	Tom Fennel	9-1-1		
1896	Williams Reynolds	4-3-1		
1895	W. Durant Berry	3-3-0		
1894	W. Durant Berry	3-3-0		
1893	No Coach	0-6-0		
1892	No Coach	1-2-0		
1891	No Coach	4-2-1		
1890	No Coach	2-1-1		
1889	No Coach	1-1-0		
1888	No Coach	1-0-1		
1887	No Coach	1-0-0		
1886	No Coach	2-0-0		
1885	No Coach	1-0-1		

Bowl Results (3-4)

Bowl	Opponent	Result	Year
New Orleans	North Texas	L 19-24	2002
Motor City	Toledo	L 16-23	2001
Motor City	Marshall	L 14-25	2000
Humanitarian	Utah State	W 35-19	1997
Sun	West Texas State	L 13-14	1950
Glass	Toledo	W 33-13	1949
Sun	Virginia Tech	W 18-6	1946

EAST CAROLINA



Dr. Steven Ballard
Chancellor




Nick Floyd
Athletic Director (Interim)



John Thompson
Head Coach



Rosie Thompson
SWA



Jody Jones
Football SID



Dowdy-Ficklen Stadium (43,000)

QUICK FACTS

Location: Greenville, N.C.
Founded: 1907
Enrollment: 21,979
Nickname: Pirates
Colors: Purple and Gold
Stadium: Dowdy-Ficklen Stadium (43,000)
Chancellor: Dr. Steven Ballard
Athletic Director: Nick Floyd (Interim)
Faculty Athletics Rep.: Dr. David Dossier
Senior Woman Adm.: Rosie Thompson
Head Coach: John Thompson

FOOTBALL FACTS

Basic Offense:	Multiple
Basic Defense:	Multiple
Lettermen Returning/Lost:	48/20
Starters Returning:	
Offense	6
Defense	6
Specialists	3
2003 Record:	1-11
Postseason:	None
All-Time Record:	341-319-11 (.516)
Bowl Appearances:	12
Bowl Record:	7-5-0
Last Appearance:	2001, GMAC Mobile

SPORTS INFORMATION

Football SID: Jody Jones
Office Phone: 252/328-4522
Home Phone: 252/215-5623
Fax: 252/328-4528
E-Mail: jonesjod@mail.ecu.edu
Website: www.ecupirates.com
Press Box Phone: 252/328-4697

Pirates

2004 SCHEDULE

Sept. 4	at West Virginia	6:00p
Sept. 11	WAKE FOREST	7:00p
Sept. 25	CINCINNATI	7:00p
Oct. 2	at Louisville	3:00p
Oct. 9	TULANE	2:00p
Oct. 23	at Southern Miss	7:30p
Oct. 30	ARMY	2:00p
Nov. 6	at Houston	5:00p
Nov. 13	at USF	7:00p
Nov. 20	MEMPHIS	2:00p
Nov. 27	vs. N.C. State (in Charlotte)	1:00p

All times are Eastern and subject to change
Conference games in bold italics.



JOHN THOMPSON

Key Dates

Players Report: August 9
Media Day: August 14
Fall Classes Begin: August 25

2003 RESULTS

S1	at Cincinnati (ESPN)	L	3-40	0-1
S6	WEST VIRGINIA	L	7-48	0-2
S13	at (2) Miami (Fla.) (ESPN 2)	L	3-38	0-3
S20	at Wake Forest	L	16-34	0-4
S30	HOUSTON (ESPN 2)	L	13-27	0-5
O11	NORTH CAROLINA	L	17-28	0-6
O18	at Army	W	38-32	1-6
O25	LOUISVILLE	L	20-36	1-7
N1	at Memphis	L	24-41	1-8
N8	USF	L	37-38 (ot)	1-9
N22	at Tulane	L	18-28	1-10
N29	SOUTHERN MISS	L	21-38	1-11

Hometown:	Forrest City, Ark.
Alma Mater:	Central Arkansas '78
Birthdate:	October 16, 1955

COACHING EXPERIENCE

2003-	East Carolina	Head Coach -- 1-11-0 (.083) - 1 season
2002	Florida	Defensive Coordinator
2000-01	Arkansas	Co-Defensive Coordinator/Defensive Coordinator
1999	Memphis	Defensive Coordinator
1992-98	Southern Miss	Assistant Head Coach/Defensive Coordinator
1990-91	Louisiana Tech	Defensive Coord./Linebackers/Defensive Ends
1988-89	Northwestern State	Defensive Coord./Secondary/Linebackers
1987	Alabama	Linebackers
1983-86	Northwestern State	Defensive Coord./Secondary/Linebackers
1982	Arkansas	Graduate Assistant

CAREER RECORD 1-11-0 (.083) - 1 season

COACHING STAFF

Offensive Coordinator/Quarterbacks	Noah Brindise (Florida '98)
Defensive Coordinator/Inside Linebackers	Jerry Odom (Florida '91)
Offensive Line	Robert McFarland (McNeese State '85)
Running Backs	Jerry McManus (Wake Forest '76)
Wide Receivers	Lonnie Galloway (Western Carolina '94)
Defensive Line	Art Kaufman (Arkansas-Monticello '90)
Outside Linebackers	Fred Tate (Southern Miss '97)
Tight Ends	Steve Janski (Arkansas '99)
Defensive Backs	Matt Graves (Arkansas '01)
Director of Football Operations	Mike Ritchie (Arkansas Tech '91)

FOOTBALL OFFICE

Phone: 252/328-4570 Fax: 252/328-4646

2003 INDIVIDUAL LEADERS

RUSHING	ATT.	YDS.	AVG.	TD	LONG
Marvin Townes	258	1128	4.4	8	36
Vonta Leach	83	290	3.5	5	15
TOTALS	502	1660	3.3	16	36

PASSING	ATT.	COMP	PCT.	INT	YARDS	TD
Desmond Robinson	201	133	.662	11	1262	3
TOTALS	360	211	.586	18	2075	6

RECEIVING	REC	YDS.	AVG.	TD	LONG
Terrance Copper	87	897	10.3	2	34
Richard Hourigan	26	348	13.4	0	47
Marvin Townes	23	176	7.7	2	28
TOTALS	211	2075	9.8	6	65

FIELD GOALS	MADE-ATT.	PCT.	LONG
Cameron Broadwell	12-18	.667	46
TOTALS	12-18	.667	46

PUNTING	NO.	YARDS	AVG.	IN 20	LONG
Ryan Dougherty	64	2846	44.5	15	65
TOTALS	65	2852	43.9	15	65

TACKLES	SOLOS	AST	TOTAL
Chris Moore	100	48	148
Mickey McCoy	64	41	105
Kent Nealy	37	27	64
Josh Chilsom	38	17	55
Travis Heath	26	26	52
TOTALS	599	402	1001

INTERCEPTIONS	NO.	YDS.	AVG.	TD
Richard Mouton	2	26	13.0	1
Erode Jean	2	53	26.5	1
TOTALS	7	82	11.7	2

2003 TEAM STATISTICS

Category	East Carolina	Opponents
First Downs	218	251
Rushes-Yards	502-1660	530-2519
Rushing Yards/Game	138.3	209.9
Passes Att./Comp./Int.	360-211-18	298-173-7
Completion Pct.	.586	.581
Passing Yards	2075	2396
Passing Yards/Game	172.9	199.7
Total Off. Plays/Yds	862-3735	828-4915
Total Offense/Game	311.2	409.6
Punts-Average	65-43.9	52-39.7
Punt Returns-Avg.	27-4.6	32-6.7
Kickoff Returns-Avg.	51-18.8	35-21.4
Interceptions-Yards	7-82	18-298
Fumbles-Lost	26-14	24-13
Penalties-Yards	76-614	61-617
3rd Down Conversions	66-186	71-168
3rd Down Conversion Percentage	.350	.420
4th Down Conversions	7-20	6-12
4th Down Conversion Percentage	.350	.500
Sacks By-Yards	11-104	32-211
Avg. Time of Possession	31:03	28:57

Noting the Pirates

- Junior RB MARVIN TOWNES ran for 1,128 yards last year, the eighth-highest total in school history. He became the third different Pirate to run for 1,000 yards in the last three seasons (Leonard Henry in 2001 and Art Brown in 2002).
- Senior LG CHARLIE DEMPSEY, who has made 24 straight starts and played in 36 consecutive games, will lead the offensive line. He graded out as the second-best lineman last season, behind three time All-Conference USA selection Brian Rimpf.
- Senior QB DESMOND ROBINSON ranked among the nation's leaders in completion percentage last season, connecting on 66.2 percent of his pass attempts (133-of-201).
- Despite missing one game due to injury, sophomore LB CHRIS MOORE finished with 148 tackles for the season. In his first 21 games in a Pirate uniform, Moore has registered 220 tackles.
- Sophomore CB ERODE JEAN earned a spot on C-USA's All-Freshman team last season after posting a team-high seven pass breakups, along with two interceptions, two forced fumbles and two fumble recoveries. He added 50 total tackles (34 solo).
- As a true freshman last season, RYAN DOUGHERTY led Conference USA and finished ninth in the nation in punting with a 44.5 average. That average was a new ECU freshman record and he booted 15 kicks inside the 20-yard line, including three at the one-yard line.

2004 DEPTH CHART

(Returning starters in bold)

LETTERMEN

Returning/Lost: 48/20

STARTERS

Offensive Returning/Lost: 6/6

Defensive Returning/Lost: 6/5

Special Teams Returning/Lost: 3/1

OFFENSE

WR	Damarcus Fox, Will Bland, Edwin Rios
TE	Shawn Levesque, Josh Coffman , JaySonnhalter
LT	Eric Graham, Joel Renaud, Matt Butler
LG	Charlie Dempsey , Trey Magee, Jeff Baumgardner
C	Hunter Wood, Hagen Mason
RG	Gary Freeman, Drew Sutton, Virgil Black
RT	James Myrick, Thomas Wigenbach
QB	James Pinkney, Desmond Robinson , Patrick Dosh
TB	Marvin Townes / Art Brown , Robert Tillman
FB	Jermarcus Veal, Kort Shankweiler
WR	Kevin Roach, Bobby Good, Iverick Harris

DEFENSE

DE	Shauntee Hunt, Craig Harper
NG	Dontre' Brown, Lance Neisz, Wendell Chavis
DT	Guy Whipper , Mike Horner, Jackson Williams
BAN	Richard Koonce, Michael MacDonough, Sammie Walden
WLB	Dashaun Stephens, Pierre Parker, Patrick Dickerson
MLB	Chris Moore , Eric Butler
SLB	Ike Emodi, Josh Chilsom , Chris Marrow
CB	Donald Whitehead , Bernard Sintim
FS	Zach Baker, Kasey Ross, Tommie Bradley
ROV	Kyle Chase, Mickey McCoy
CB	Erode Jean , Markeith McQueen, Edward Jones

SPECIALISTS

PK	Cameron Broadwell, Nate Steinbacher
P	Ryan Dougherty , Woody Schmidt
KR	Damarcus Fox, Edwin Rios
PR	Marvin Townes , Damarcus Fox

KEY LOSSES

OT	Brian Rimpf
C	Doug White
OG	Brian Fox
FB	Vonta Leach
WR	Terrance Copper
DL	Damane Duckett
DL	Eric Foushee
LB	Kent Nealy
S	Travis Heath
S	Richard Moton




Chris Moore

2004 SPRING SIGNEES

NAME	POS.	HT.	WT.	YR.	HOMETOWN/HS, JC or COLLEGE
Zach Baker	S	6-2	205	Jr.	Tucson, Ariz./Pima College (Ariz.)
Steve Belford	DE	6-4	240	Fr.	Royal Palm Beach, Fla./Lake Worth
Pierre Bell	RB	6-2	205	Fr.	Vanceboro, N.C./New Bern
Zach Davis	C	6-4	250	Fr.	Jacksonville, Fla./Trinity Christian
Davon Drew	QB	6-4	215	Fr.	New Bern, N.C./New Bern
Jamar Flournoy	LB	6-0	220	Jr.	Valley, Ala./Hutchinson CC (Kan.)
Josh Grier	DT	6-3	315	Fr.	Daytona Beach, Fla./Atlantic
Sean Harmon	TE	6-3	264	Jr.	Edmond, Okla./NE Oklahoma A&M College
Fred Hicks	DL	5-11	275	Fr.	Seffner, Fla./Armwood
Demetrius Hodges	DB	5-10	175	Fr.	West Palm Beach, Fla./Georgia Military Acad.
Chris Johnson	WR	5-11	175	Fr.	Orlando, Fla./Olympic
D'Mario Kelly	S	5-11	201	Fr.	Norcross, Ga./Norcross
Durwin Lamb	DE	6-2	230	Fr.	Miami, Fla./Pace
Shawn Levesque	TE	6-4	260	Jr.	League City, Texas/Kilgore College (Texas)
J.J. Millbrook	DB	5-10	180	Fr.	Miami, Fla./Pace
Patrick Pinkney	QB	6-1	189	Fr.	Fayetteville, N.C./Pine Forest
Joel Renaud	OL	6-7	325	Jr.	Pompano Beach, Fla./Reedley College (Calif.)
Tony Richardson	LB	6-2	205	Fr.	Sandersville, Ga./Washington County
Ted Riley	DB	6-0	184	Fr.	Boynton Beach, Fla./American Heritage
Mark Robinson	DE	6-4	208	Fr.	Longwood, Fla./Lyman
Richie Santos	OL	6-6	295	Fr.	Deltona Beach, Fla./Deltona
Chris Sellars	DE	6-5	210	Fr.	Newport News, Va./New Mexico Military Inst.
Zach Slate	DE	6-5	210	Fr.	Melbourne, Fla./Melbourne
Stacy Walls	DB	5-9	170	Fr.	Sandersville, Ga./Washington County
Paul Walsh	OL	6-5	300	Fr.	Tallahassee, Fla./N. Florida Christian
Jarrett Wiggins	DE	6-4	215	Fr.	Camden, S.C./Camden
Mike Williams	OL	6-3	287	Fr.	Orlando, Fla./Boone
Travis Williams	DB	5-11	175	Fr.	Daytona Beach, Fla./Atlantic

2004 ROSTER

NO.	NAME	POS.	HT.	WT.	YR.	EXP.	HOMETOWN/HS, JC or COLLEGE
9	Zachary Baker	FS	6-1	207	Jr.	JC	Tucson, Ariz./Pima CC
8	Robert Batista	K	5-10	205	Fr.	RS	Spring Hill, Fla./Central
27	Dontae Bibbs	DB	5-9	155	Jr.	SQ	Forest Park, Ga./Morris Brown
79	Virgil Black	OL	6-3	326	Fr.	RS	Lexington, N.C./Lexington
86	Will Bland	WR	5-9	182	So.	SQ	Havelock, N.C./Havelock
84	Bryson Bowling	WR	6-1	173	Jr.	2L	Johnson City, Tenn./Science Hill
19	Tommie Bradley	S	5-10	172	Fr.	RS	Ft. Pierce, Fla./Ft. Pierce Westwood
15	Cameron Broadwell	PK	6-3	200	Sr.	1L	Knightdale, N.C. / East Wake
33	Art Brown	TB	5-9	207	Sr.	3L	Winston-Salem, N.C./Fork Union Military Acad.
59	Dontré Brown	DL	6-1	285	So.	1L	Fayetteville, N.C./Douglas Byrd
14	Edwin Burke	RB	5-9	179	So.	SQ	Lewisville, N.C./R.J. Reynolds
99	Matt Butler	OL	6-4	295	Fr.	RS	Salisbury, N.C./Salisbury
50	Eric Butler	LB	6-1	235	Sr.	3L	Shallotte, N.C./West Brunswick
26	Kyle Chase	S	5-9	200	So.	1L	Atlanta, Ga./Cedar Grove
57	Wendell Chavis	DE	6-2	236	Fr.	RS	Ahoskie, N.C./Hertford County
43	Josh Chilsom	LB	5-10	220	Jr.	2L	Suffner, Fla./Armwood
87	Josh Coffman	TE	6-6	238	So.	1L	Palmetto, Fla./Palmetto
24	Matt Cox	CB	5-9	170	Jr.	SQ	New Carlisle, Ohio/Tecumseh
82	Juwon Crowell	WR	6-2	170	Fr.	RS	Winston-Salem, N.C./Carver
76	Charlie Dempsey	OL	6-3	300	Sr.	3L	Jacksonville, N.C./Southwest
27	Patrick Dickerson	LB	5-10	183	Fr.	RS	Raleigh, N.C./Wakefield
13	Patrick Dosh	QB	6-2	225	So.	SQ	Glen Allen, Va./University of Florida
10	Ryan Dougherty	P	6-1	211	So.	1L	Orlando, Fla./William R. Boone
94	Ike Emodi	LB	6-4	231	Sr.	2L	Durham, N.C./Riverside
17	Damarcus Fox	WR	5-8	177	Sr.	3L	Greenville, N.C./D.H. Conley
64	Gary Freeman	OL	6-1	322	Jr.	2L	Chesapeake, Va./Deep Creek
89	Bobby Good	WR	6-1	171	So.	1L	Lake Mary, Fla./Lake Highland Prep
78	Eric Graham	OL	6-6	307	So.	SQ	Richlands, N.C./Richlands
57	Craig Harper	DL	6-3	246	Fr.	RS	Rocky Mount, N.C./Rocky Mount
88	Iverick Harris	WR	6-3	215	Jr.	SQ	Burlington, N.C./Cummings
45	Tyrece Hayden	WR	6-2	200	Jr.	SQ	Statesville, N.C./Statesville
81	Aaron Holmes	WR	5-10	175	Sr.	TR	Wilmington, N.C./Laney
75	Mike Horner	DE	6-3	270	Fr.	RS	Williamston, N.C./Williamston
74	Brandon Howard	DS	6-0	255	Sr.	3L	Jacksonville, Fla./The Bolles School
48	Brian Howard	WR	6-2	166	So.	1L	Clinton, N.C./Clinton
98	Shauntae Hunt	DE	6-5	266	Jr.	1L	Warrenton, N.C./Warren County
4	Ross Jackson	QB	5-9	188	So.	SQ	Wilmington, N.C./Roosevelt
25	Erode Jean	CB	5-9	177	So.	1L	Ft. Pierce, Fla./Ft. Pierce Westwood
65	Britt Johnson	DS	5-7	230	So.	SQ	Rocky Mount, N.C./Rocky Mount
42	Edward Jones	CB	5-11	167	Sr.	SQ	Chesapeake, Va./Western Branch
34	Richard Koonce	LB	6-0	214	Jr.	2L	Jacksonville, N.C./Southwest
75	Michael LaGow	DL	6-3	241	Fr.	RS	Raleigh, N.C./Wakefield High
85	Shawn Levesque	TE	6-4	260	Jr.	TR	League City, Texas/Kilgore College
94	Michael MacDonagh	DE	6-3	240	So.	TR	Clarksville, Tenn./Wayne State Univ.
60	Trey Magee	OL	6-4	294	Jr.	SQ	Wakefield, Va./Sussex Central
55	Chris Marrow	LB	6-2	229	So.	SQ	Raleigh, N.C./Ravenscroft
63	Hagen Mason	OL	6-1	308	Sr.	3L	Tallahassee, Fla./Lincoln
28	Mickey McCoy	S	6-0	180	Jr.	2L	Kennesaw, Ga./Harrison
22	Markeith McQueen	S	5-9	174	Jr.	1L	Bradenton, Fla./Lakewood Ranch
40	Chris Moore	LB	6-1	220	Jr.	2L	Havelock, N.C./Havelock
92	James Myrick	OL	6-4	271	Jr.	2L	Virginia Beach, Va./Frank W. Cox
58	Lance Neisz	DL	6-3	275	So.	SQ	Raleigh, N.C./Fork Union Military Academy
8	Pierre Parker	S	6-2	200	Fr.	RS	Wilson, N.C./Beddingfield
30	Jason Pender	DE	5-10	224	Jr.	1L	Winston-Salem, N.C./Carver
89	Garrett Peterkin	WR	6-0	176	Jr.	2L	Gibson, N.C./Scotland High
47	Lorenza Pickett	FB	6-1	235	Jr.	1L	Fayetteville, N.C./Douglas Byrd
9	James Pinkney	QB	6-3	208	So.	1L	Delray Beach, Fla./Olympic Heights
54	Terrance Pleasants	DE	6-1	289	Jr.	SQ	Greensboro, N.C./Western Guilford
73	Joel Renaud	OL	6-7	325	Jr.	TR	Pompano Beach, Fla./Reedley College
12	Edwin Rios	WR	5-8	169	Sr.	3L	Greenbelt, Md./Eleanor Roosevelt
80	Kevin Roach	WR	6-4	209	So.	1L	Williamston, N.C./Williamston
2	Desmond Robinson	QB	5-10	207	Sr.	2L	Rock Hill, S.C./Rock Hill
83	Steven Rogers	WR	6-2	170	Fr.	RS	Augusta, Ga./Evans
35	Kasey Ross	DB	5-11	160	So.	1L	Alachua, Fla./Gainesville
93	Woody Schmidt	P	6-3	185	Jr.	SQ	Virginia Beach, Va./Penn State
85	Kort Shankweiler	FB	6-2	235	So.	1L	Greenville, N.C./J.H. Rose
32	Bernard Sintim	DB	5-8	169	So.	SQ	Alexandria, Va./Marshall University
88	Jay Sonnhalter	TE	6-3	220	So.	TR	Cary, N.C./Wingate College
4	Derehl Staton	WR	5-10	163	Fr.	RS	Huntersville, N.C./North Mecklenburg
39	Nate Steinbacher	PK	5-10	202	So.	1L	College Station, Texas/A&M Consolidated
42	Dashaun Stephens	LB	5-11	232	Jr.	1L	Tabor City, N.C./South Columbus
7	Michael Sunday	WR	5-10	174	So.	SQ	Jacksonville, N.C./Southwest
77	Drew Sutton	OL	6-4	280	So.	SQ	Bonaire, Ga./Warner Robins
23	Robert Tillman	TB	5-11	170	So.	1L	Maxton, N.C./South Robeson
1	Marvin Townes	TB	6-0	194	Sr.	3L	Warrenton, N.C./Warren County
44	Jermarcu Veal	FB	6-0	242	Jr.	2L	Warner Robins, Ga./Northside
52	Sammie Walden	DE	6-2	255	Jr.	SQ	Ansbach, Germany/Hardenberg Gymnasium
90	Guy Whipper	DE	6-5	275	Jr.	2L	Havelock, N.C./Havelock
21	Donald Whitehead	CB	5-10	177	Sr.	3L	Battleboro, N.C./North Edgecombe
56	Jackson Williams	DL	6-2	226	Fr.	RS	Raleigh, N.C./Sanderson
73	Thomas Wingenbach	OL	6-5	289	So.	SQ	Winchester, Va./John Handley
67	Hunter Wood	OL	6-3	282	Jr.	1L	Shalimar, Fla./Choctawatchee
51	Michael Yartin	DS	6-1	243	Jr.	2L	Monessen, Pa./Monessen



Guy Whipper



Ryan Dougherty



Damarcus Fox

EAST CAROLINA



2004 FOOTBALL

Year	Coach	Overall	C-USA	Bowl
2003	John Thompson	1-11-0	1-7	
2002	Steve Logan	4-8-0	4-4	
2001	Steve Logan	6-6-0	5-2	GMAC
2000	Steve Logan	8-4-0	5-2	galleryfurniture.com
1999	Steve Logan	9-3-0	4-2	Mobile Alabama
1998	Steve Logan	6-5-0	3-3	
1997	Steve Logan	5-6-0	4-2	
1996	Steve Logan	8-3-0		
1995	Steve Logan	9-3-0		Liberty
1994	Steve Logan	7-5-0		Liberty
1993	Steve Logan	2-9-0		
1992	Steve Logan	5-6-0		
1991	Bill Lewis	11-1-0		Peach
1990	Bill Lewis	5-6-0		
1989	Bill Lewis	6-5-0		
1988	Art Baker	3-8-0		
1987	Art Baker	5-6-0		
1986	Art Baker	3-8-0		
1985	Art Baker	2-9-0		
1984	Ed Emory	2-9-0		
1983	Ed Emory	8-3-0		
1982	Ed Emory	7-4-0		
1981	Ed Emory	5-6-0		
1980	Ed Emory	4-7-0		
1979	Pat Dye	7-3-11		Independence
1978	Pat Dye	9-3-0		
1977	Pat Dye	8-3-0		
1976	Pat Dye	9-2-0		
1975	Pat Dye	8-3-0		
1974	Pat Dye	7-4-0		
1973	Sonny Randle	9-2-0		
1972	Sonny Randle	9-2-0		
1971	Sonny Randle	4-6-0		
1970	Mike McGee	3-8-0		
1969	Clarence Stasavich	2-7-0		
1968	Clarence Stasavich	4-6-0		
1967	Clarence Stasavich	8-2-0		
1966	Clarence Stasavich	4-5-1		
1965	Clarence Stasavich	9-1-0		Tangerine
1964	Clarence Stasavich	9-1-0		Tangerine
1963	Clarence Stasavich	9-1-0		Eastern
1962	Clarence Stasavich	5-4-0		
1961	Jack Boone	5-4-1		
1960	Jack Boone	7-3-0		

Year	Coach	Overall	C-USA	Bowl
1959	Jack Boone	5-6-0		
1958	Jack Boone	6-4-0		
1957	Jack Boone	1-8-0		
1956	Jack Boone	2-6-1		
1955	Jack Boone	4-5-0		
1954	Jack Boone	5-4-1		Elks
1953	Jack Boone	8-2-0		
1952	Jack Boone	6-3-2		Lions
1951	Bill Dole	4-6-0		
1950	Bill Dole	7-3-0		
1949	Bill Dole	4-5-1		
1948	Jim Johnson	0-9-0		
1947	Jim Johnson	3-6-0		
1946	Jim Johnson	5-3-1		
1941	John Christenberry	7-0-0		
1940	John Christenberry	5-3-0		
1939	O.A. Hankner	0-8-0		
1938	J.D. Alexander	1-6-1		
1937	J.D. Alexander	2-5-0		
1936	Bo Farley	2-2-0		
1935	G.L. Mathis	3-3-0		
1934	G.L. Mathis	1-4-1		
1933	Kenneth Beatty	1-5-0		
1932	Kenneth Beatty	0-5-0		

Bowl Results (7-5)

Bowl	Opponent	Result	Year
GMAC	Marshall	L 61-64 (2ot)	2001
galleryfurniture.com	Texas Tech	W 40-27	2000
Mobile Alabama	TCU	L 14-28	1999
Liberty	Stanford	W 19-13	1995
Liberty	Illinois	L 0-30	1994
Peach	North Carolina St.	W 37-34	1992
Independence	Louisiana Tech	W 35-13	1978
Tangerine	Maine	W 31-0	1965
Tangerine	Massachusetts	W 14-13	1964
Eastern	Northeastern	W 27-6	1963
Elks	Morris-Harvey	L 0-12	1954
Lions	Clarion College	L 6-13	1952

HOUSTON



Dr. G. Jay Gogue
President



Dave Maggard
Athletic Director



Art Briles
Head Coach



Diane Hall
SWA



Chris Burkhalter
Football SID



John O'Quinn Field at Robertson Stadium (32,000)

QUICK FACTS

Location: Houston, Texas

Founded: 1927

Enrollment: 30,757

Nickname: Cougars

Colors: Scarlet and White

Stadium: John O'Quinn Field at Robertson Stadium
(32,000)

President: Dr. G. Jay Gogue

Athletic Director: Dave Maggard

Faculty Athletics Rep.: Richard Scamell

Senior Woman Adm.: Diane Hall

Head Coach: Art Briles

FOOTBALL FACTS

Basic Offense:	Multiple
Basic Defense:	4-3
Lettermen Returning/Lost:	43/16
Starters Returning:	
Offense	7
Defense	9
Specialists	3
2003 Record:	7-6
Postseason:	Sheraton Hawai'i Bowl
All-Time Record:	320-294-15 (.521)
Bowl Appearances:	15
Bowl Record:	7-7-1
Last Appearance:	2003, Hawai'i

SPORTS INFORMATION

Associate AD/Football SID: Chris Burkhalter

Office Phone: 713/743-9404

Home Phone: 713/403-7674

Fax: 713/743-9411

E-Mail: cburkha@mail.uh.edu

Website: www.UHcougars.com

Press Box Phone: 713/743-0550



Cougars

2004 SCHEDULE

Sept. 5	vs. Rice (RS)	4:00p
Sept. 11	at Oklahoma (TBS)	6:00p
Sept. 18	ARMY	7:00p
Sept. 23 (Thu.)	MIAMI (FLA.) (RS) (ESPN)	6:30p
Oct. 2	at Memphis	1:00p
Oct. 7 (Thu.)	at Southern Miss (ESPN 2)	6:00p
Oct. 23	at TCU	6:00p
Oct. 30	TULANE	4:00p
Nov. 6	EAST CAROLINA	4:00p
Nov. 13	at UAB	3:00p
Nov. 20	LOUISVILLE	4:00p

All times are Central and subject to change
Conference games in bold italics.
 (RS) – Reliant Stadium



ART BRILES

Key Dates

Players Report: August 8
Media Day: August 14
Fall Classes Begin: August 23

2003 RESULTS

A30	RICE	W	48-14	1-0
S6	at (5) Michigan (ESPN)	L	3-50	1-1
S13	at Louisiana-Lafayette	W	21-14	2-1
S20	MISSISSIPPI STATE	W	42-35	3-1
S30	at East Carolina (ESPN 2)	W	27-13	4-1
O11	at Tulane	W	45-42	5-1
O18	MEMPHIS	L	14-45	5-2
O25	TCU	L	55-62	5-3
N8	SOUTHERN MISS	L	10-31	5-4
N15	at Army	W	34-14	6-4
N22	at Louisville	L	45-66	6-5
N29	UAB	W	56-28	7-5
D25	at Hawai'i (ESPN)	L	48-54 (3ot)	7-6

(Sheraton Hawai'i Bowl)

Hometown:	Rule, Texas
Alma Mater:	Texas Tech '79
Birthdate:	December 3, 1955

COACHING EXPERIENCE

2003	Houston	Head Coach – 7-6-0 (.538) 1 season
2000-02	Texas Tech	Assistant/Running Backs
1988-99	Stephensville (Texas) H.S.	Head Coach/Athletics Director
1986-87	Georgetown (Texas) H.S.	Head Coach/Athletics Director
1984-85	Hamlin (Texas) H.S.	Head Coach/Athletics Director
1980-83	Sweetwater (Texas) H.S.	Assistant
1979	Sundown (Texas) H.S.	Assistant

CAREER RECORD 7-6-0 (.538) 1 season

COACHING STAFF

Linebackers	Dave Aranda (Cal Lutheran '01)
Offensive Line	Randy Clements (Stephen F. Austin '89)
Defensive Line	Oscar Giles (Texas '91)
Defensive Coordinator	Ron Harris (Cal Lutheran '80)
Special Teams Coordinator/	
Cornerbacks	Thomas McGaughey (Houston '96)
Running Backs/Quarterbacks	Phillip Montgomery (Tarleton State '95)
Secondary	Derrick Odum (Utah '93)
Wide Receivers	Jason Phillips (Houston '01)
Offensive Line	Mike Spradlin (Houston '77)
Director of Football Operations	Colin Shillinglaw (Northern Iowa '87)

FOOTBALL OFFICE

Phone: 713/743-9388 Fax: 713/743-9428

2003 INDIVIDUAL LEADERS

RUSHING	ATT.	YDS.	AVG.	TD	LONG
Anthony Evans	236	1149	4.9	9	48
Jackie Battle	102	560	5.5	9	23
TOTALS	651	2802	4.3	31	48

PASSING	ATT.	COMP	PCT.	INT	YARDS	TD
Kevin Kolb	360	220	.611	6	3131	25
Blade Bassler	5	3	.600	0	25	12
TOTALS	357	184	.515	22	2670	19

RECEIVING	REC	YDS.	AVG.	TD	LONG
Vincent Marshall	60	812	13.5	7	81
Brandon Middleton	55	1250	22.7	14	74
Chad McCullar	35	403	11.5	1	34
TOTALS	223	3156	14.2	26	81

FIELD GOALS	MADE-ATT.	PCT.	LONG
Dustin Bell	14-19	.737	49
TOTALS	14-19	.737	49

PUNTING	NO.	YARDS	AVG.	IN 20	LONG
Jimmy McClary	61	2560	42.0	8	66
TOTALS	63	2611	41.4	9	66

TACKLES	SOLOS	AST	TOTAL
Lance Everson	86	38	124
Will Gulley	72	30	102
Jermain Woodard	63	34	97
Bryant Brown	53	37	90
Joe Clay	53	32	85
TOTALS	742	443	1185

INTERCEPTIONS	NO.	YDS.	AVG.	TD
Will Gulley	4	56	14.0	0
Stanford Routt	4	44	11.0	0
TOTALS	14	141	10.1	0

2003 TEAM STATISTICS

Category	Houston	Opponents
First Downs	309	290
Rushes-Yards	651-2802	534-2713
Rushing Yards/Game	215.5	208.7
Passes Att./Comp./Int.	367-223-7	375-205-14
Completion Pct.	.608	.547
Passing Yards	3156	3012
Passing Yards/Game	242.2	231.7
Total Off. Plays/Yds	1018-5958	909-5725
Total Offense/Game	458.3	440.4
Punts-Average	63-41.4	66-39.8
Punt Returns-Avg.	28-10.1	44-11.1
Kickoff Returns-Avg.	58-22.7	39-19.6
Interceptions-Yards	14-141	7-66
Fumbles-Lost	40-19	20-6
Penalties-Yards	111-942	73-635
3rd Down Conversions	79-199	55-164
3rd Down Conversion Percentage	.400	.340
4th Down Conversions	19-27	8-16
4th Down Conversion Percentage	.700	.500
Sacks By-Yards	25-166	24-158
Avg. Time of Possession	31:17	28:43

Noting the Cougars

- The Cougars finished the 2003 season at 7-6 under first-year head coach ART BRILES, the second-most wins in school history by a first-year mentor. Houston also made its first bowl appearance since 1996, falling to Hawai'i in the Sheraton Hawai'i Bowl, 54-48 in triple overtime.
- Sophomore QB KEVIN KOLB, the 2003 Conference USA Freshman of the Year, closed out his rookie campaign by passing for 3,131 yards and 25 touchdowns with just six interceptions. Nine times he threw two or more touchdown passes in a game, and three times he ran for at least two scores, finishing with seven rushing TDs.
- Junior RB ANTHONY EVANS became the 20th player in school history to run for 1,000 yards in a season, finishing the year with 1,149 yards in 2003. He closed out the regular season with four consecutive 100-yard games, establishing a new career high in each outing.
- Junior WR VINCENT MARSHALL caught a team-high 60 passes last season for 812 yards and seven touchdowns. He had two 100-yard efforts, including at the Sheraton Hawai'i Bowl, where his 81-yard TD reception in the waning seconds sent the game to overtime.
- RICKY WILSON earned a spot on the C-USA All-Freshman team at cornerback and as a kick returner, becoming the first player in four years to be named to the squad at two different positions.
- Houston scored 42 or more points in seven games last season.
- UH produced 22 drives (19 touchdowns and 3 field goals) that took less than 2:00 off the clock.

2004 DEPTH CHART

(Returning starters in bold)

LETTERMEN

Returning/Lost: 43/16

STARTERS

Offensive Returning/Lost: 7/4

Defensive Returning/Lost: 9/2

Special Teams Returning/Lost: 3/1

OFFENSE

WR	Vincent Marshall , Josh Carethers, Donnie Avery
WR	Josh Hairston, Leonard Gibson, Bennie Swain
WR	Chad McCullar , Perry McDaniel, Mark Hopkins
LT	Phil Hawkins , Jason Wagner, Beau Taft
LG	Roy Swan , Dustin Dickinson, Jeff Akeroyd
C	Sterling Doty, Byron Alfred, John Harrell
RG	David Douglas, Jeremy Davis, Taylor Cobb
RT	John McGilvray, James Hong, Beau Taft
TE	Stephen Cucci , Jacob Jones
QB	Kevin Kolb , Kendal Briles, Blade Bassler
RB	Anthony Evans , Jackie Battle, Ryan Gilbert
*BS	Blade Bassler, Thomas Gafford

DEFENSE

LE	Joe Clay , Kendrick Goss, Carlos Garces
LT	Marquay Love , Gerard Richard, Jeremy Paschal
RT	Kade Lane , L.C. Kilpatrick, Lance Kargl
RE	Eddie McCray /Matthew Bentley, Travis Griffith
Stub	Lance Everson , Micah Kellum, Andrew Reese
Mac	Ashley Subinsubing, Trent Allen, James Fitch
Buck	Bryant Brown , Wade Koehl, Tristan Robertson
LCB	Stanford Routt , Ricky Wilson, Gerard Daniels
SS	Courtney Brooks, Rocky Schwartz/Marcus Ross
FS	Will Gulley , Roshawn Pope/Marcus Ross
RCB	Willie Gaston /Courtney Sterling, Byron Carter

SPECIALISTS

K	Dustin Bell , Justin Laird
P	Dustin Bell, J.J. Wyatt
KR	Ricky Wilson , Roshawn Pope
PR	Chad McCullar , Donnie Avery

KEY LOSSES

WR	Brandon Middleton
OL	Brandon Evans
C	Rex Hadnot
OL	Matt Mattox
LB	Damien West
S	Jermain Woodard
P	Jimmy McClary

*Big slot back used in multiple sets



Kevin Kolb

2004 SPRING SIGNEES

NAME	POS.	HT.	WT.	YR.	HOMETOWN/HS, JC or COLLEGE
Sean Bailey	DB	5-11	175	Fr.	Fort Worth, Texas/Dunbar
Michael Bloesch	OL	6-2	270	Fr.	Spring, Texas/Klein Collins
Brian Boehm	TE	6-5	220	Fr.	Victoria, Texas/Memorial
Kendal Briles	QB	5-11	195	Jr.	Lubbock, Texas/Texas
Todd Box	LB	6-2	227	Jr.	Bend, Ore./College of the Siskiyous
Victor Crosby	DL	6-4	280	Fr.	Katy, Texas/Cinco Ranch
Sterling Doty	OL	6-1	290	So.	Stephenville, Texas/Army
Jake Ebner	OL	6-2	270	Fr.	Friendswood, Texas/Friendswood
James Fitch	LB	6-0	220	Jr.	Texas City, Texas/Texas Tech
Kenneth Fontenette	DB	6-0	165	Fr.	Pflugerville, Texas/Connally
Ryan Gilbert	IB	5-10	206	Jr.	Dallas, Texas/LSU
Mark Hafner	TE	6-3	200	Fr.	Waller, Texas/Waller
Phillip Hunt	DL	6-3	250	Fr.	Fort Worth, Texas/Dunbar
D.J. Johnson	DL	6-3	295	Jr.	Houston, Texas/Garden City CC
Mark Kimmey	OL	6-5	274	Fr.	Van Vleck, Texas/Van Vleck
Cody Lubojasky	LB	6-3	200	Fr.	Sugar Land, Texas/Kempner
Ernest Miller	DB	6-2	190	Fr.	Taylor, Texas/Taylor
Brendan Pahulu	LB	6-3	214	Fr.	Euless, Texas/Trinity
Chris Pilot	LB	6-1	215	Fr.	Lufkin, Texas/Lufkin
Cody Pree	DL	6-2	280	Fr.	Hooks, Texas/Hooks
Rodney Rideau	LB	6-2	210	Fr.	Port Arthur, Texas/Memorial
SirVincent Rogers	OL	6-3	270	Fr.	Jasper, Texas/Jasper
Curtis Shaw	WR	6-1	170	Fr.	Beaumont, Texas/Ozen
Harold Taylor	RB	6-0	210	Fr.	Houston, Texas/Smiley
Sebastian Vollmer	OL	6-8	290	Fr.	Koarst, Germany/Quirinus Gymnasium
Sylvester Walker	WR	6-2	185	Fr.	Cedar Hill, Texas/Cedar Hill
Ivory Williams	WR	5-10	175	Fr.	Beaumont, Texas/Central

2004 ROSTER

NO.	NAME	POS.	HT.	WT.	YR.	EXP.	HOMETOWN/HS, JC or COLLEGE
57	Jeff Akeroyd	OL	6-3	290	Fr.	RS	Lubbock, Texas/Monterey
61	Byron Alfred	OL	6-2	280	Fr.	RS	Port Arthur, Texas/Memorial
41	Trent Allen	LB	6-1	220	Fr.	RS	Longview, Texas/Spring Hill
22	Anthony Alridge	IB	5-10	165	Fr.	RS	Denton, Texas/Denton
2	Donnie Avery	WR	5-11	175	Fr.	RS	Houston, Texas/Hastings
12	Blade Bassler	QB/TE	6-4	220	Jr.	2L	Rockdale, Texas/Rockdale
27	Jackie Battle	FB	6-2	250	So.	1L	Humble, Texas/Humble
7	Dustin Bell	K	6-2	230	Sr.	3L	Houston, Texas/Jersey Village
94	Matthew Bentley	DL	6-2	280	Jr.	2L	Alvin, Texas/Alvin
96	Ricky Berela	DL	5-11	284	So.	HS	Rosenberg, Texas/Terry
5	Kendal Briles	QB	5-11	195	Jr.	TR	Lubbock, Texas/Wolforth Frenship/Texas
16	Courtney Brooks	S	6-3	220	Sr.	1L	Houston, Texas/Klein Forest/Blinn JC
45	Bryant Brown	LB	6-2	220	Jr.	2L	Houston, Texas/North Shore
16	Jordan Brown	QB	5-11	183	Fr.	HS	Houston, Texas/Alief Hastings
80	Josh Carethers	WR	6-2	205	So.	SQ	Angleton, Texas/Angleton
90	Joe Clay	DE	6-1	260	Sr.	3L	San Angelo, Texas/Lake View
52	Taylor Cobb	OL	6-1	315	Fr.	RS	Conroe, Texas/Oak Ridge
20	Mialon Collins	IB	5-5	165	Fr.	RS	Mesquite, Texas/West Mesquite
82	Stephen Cucci	TE	6-4	270	Sr.	3L	Bradenton, Fla./Southeast
31	Gerard Daniels	CB	5-8	170	Sr.	1L	Houston, Texas/Bellaire
20	Jason Davis	DB	6-0	185	Jr.	SQ	Houston, Texas/Sterling
60	Jeremy Davis	OL	6-2	300	So.	SQ	Port Neches, Texas/Port Neches Groves
73	Dustin Dickinson	OL	6-3	280	Fr.	RS	Springtown, Texas/Springtown
70	David Douglas	OL	6-3	335	Jr.	2L	Houston, Texas/Klein Forest
67	Sterling Doty	OL	6-1	290	So.	TR	Stephenville, Texas/Stephenville/Army
6	Anthony Evans	IB	5-10	215	Jr.	2L	Pearland, Texas/Pearland
44	Lance Everson	LB	6-2	230	Sr.	2L	Richmond, Texas/Terry
34	Jonathan Fantroy	CB	5-9	195	Jr.	SQ	Fort Worth, Texas/Everman
24	Saleem Fernandez	IB	5-7	182	Sr.	TR	San Antonio, Texas/Marshall/Angelo State
49	James Fitch	LB	6-0	220	Jr.	TR	Texas City, Texas/Texas City/Texas Tech
23	Carl Francis	FB	5-10	245	Sr.	2L	Mesquite, Texas/Mesquite
38	Thomas Gafford	LS	6-2	215	Jr.	3L	Houston, Texas/Clear Brook
10	Willie Gaston	CB	5-10	185	Jr.	1L	Houston, Texas/North Shore
9	Leonard Gibson	WR	6-1	205	So.	1L	Corsicana, Texas/Corsicana
8	Ryan Gilbert	IB	5-10	206	Jr.	TR	Dallas, Texas/Hillcrest/LSU
33	Joseph Gonzales	FB	5-11	200	Fr.	HS	Gonzales, Texas/Gonzales
88	Kendrick Goss	DE	6-4	270	Sr.	3L	Crosby, Texas/Crosby
46	Jamie Green	LB	6-1	236	Sr.	1L	Texarkana, Texas/Liberty Eylau/Memphis
40	Austin Griffith	LB	6-2	200	Fr.	RS	Huffman, Texas/Hargrave
39	Travis Griffith	DE	6-5	260	Sr.	2L	Huffman, Texas/Hargrave
18	Will Gulley	S	6-4	205	Jr.	2L	Newton, Texas/Newton
28	Josh Hairston	WR	5-9	165	Jr.	TR	Lancaster, Texas/Lancaster/SW Assemblies of God
50	John Harrell	OL	6-1	280	So.	1L	Stephenville, Texas/Stephenville
75	Phil Hawkins	OL	6-5	312	Sr.	2L	Chicago, Ill./Morgan Park/Hutchinson JC
30	Raphael Hearne	WR	6-3	200	So.	TR	Austin, Texas/Texas Southern
69	James Hong	OL	6-5	300	Jr.	1L	Houston, Texas/Stratford
86	Mark Hopkins	WR	6-4	208	Sr.	3L	Houston, Texas/Northshore
42	Ike Ihewegzen	LB	6-2	233	So.	HS	Houston, Texas/Alief Elsieik
65	Cody Johnson	OL	6-8	312	So.	SQ	Katy, Texas/Texas Christian
18	Brock Johnston	K	5-10	170	Fr.	RS	Burleson, Texas/Burleson
81	Jacob Jones	TE	6-1	225	So.	TR	Katy, Texas/Katy/Texas Lutheran
98	L.C. Kirkpatrick	DT	6-2	275	So.	SQ	Houston, Texas/Aldine
1	Wade Koehl	LB	6-2	215	So.	1L	Midland, Texas/Midland
4	Kevin Kolb	QB	6-3	220	So.	1L	Stephenville, Texas/Stephenville
14	Justin Laird	K	6-2	195	So.	SQ	Baytown, Texas/Lee
62	Kade Lane	DT	6-2	260	Jr.	2L	Houston, Texas/Jersey Village
99	Marquay Love	DT	6-0	300	So.	1L	Fort Worth, Texas/Crowley
17	Vincent Marshall	WR	5-7	170	Jr.	1L	Ennis, Texas/Ennis
93	Eddie McCray	DE	6-3	231	So.	1L	Baytown, Texas/Lee
3	Chad McCullar	WR	5-10	170	Jr.	1L	Houston, Texas/North Shore
29	Perry McDaniel	WR	5-8	170	Fr.	RS	Lubbock, Texas/Frenship
84	John McGilvray	TE	6-5	285	Jr.	2L	Mexia, Texas/Mexia
62	Chase Mock	OL	6-1	320	So.	TR	The Woodlands, Texas/The Woodlands/Texas Tech
91	Jeremy Paschal	DL	6-4	290	So.	HS	LaPorte, Texas/LaPorte
47	Joe Penny	LB	6-0	220	So.	HS	Friendswood, Texas/Friendswood
4	Roshawn Pope	DB	5-10	190	Jr.	2L	Galveston, Texas/Ball
2	Gerard Price	CB	5-9	170	Fr.	RS	Webster, Texas/Clear Creek
48	Andrew Reese	LB	6-1	205	Jr.	SQ	Austin, Texas/Johnston
79	Gerard Richard	DT	6-3	300	Jr.	2L	Houston, Texas/Cy-Fair
19	Tristen Robertson	LB	6-1	210	Jr.	2L	Dallas, Texas/Carter
6	Marcus Ross	S	5-11	175	Fr.	RS	Houston, Texas/Sterling
8	Stanford Routt	CB	6-1	190	Sr.	3L	Pflugerville, Texas/Connally
57	Chris Roy	DL	5-9	230	Fr.	RS	Conroe, Texas/Oakridge
36	Lane Rust	LB	5-8	200	Fr.	RS	Waxahachie, Texas/Waxahachie
37	Rocky Schwartz	S	5-11	180	Fr.	RS	Bradenton, Fla./Lakewood Ranch
32	Matt Schirmer	FB	6-0	240	Sr.	3L	Holton, Kan./Holton
25	Stephen Scott	IB	5-10	195	So.	SQ	Seabrook, Texas/Clear Lake
15	Courtney Sterling	CB	5-7	170	Jr.	1L	Dallas, Texas/Carter/Arizona State
55	Ashley Subingsubing	LB	6-0	225	Sr.	1L	Carson, Calif./Carson/L.A. Harbor JC/UNLV
1	Bennie Swain	WR	6-2	175	Fr.	RS	Houston, Texas/Madison
71	Roy Swan	OL	6-2	350	Jr.	2L	Texas City, Texas/Texas City
21	Harold Taylor	IB	5-11	185	Fr.	HS	Houston, Texas/Smiley
63	Willie Thomas III	OL	6-3	360	Sr.	1L	Waco, Texas/Robinson
77	Beau Tuft	OL	6-5	290	Fr.	RS	Houston, Texas/Westside
76	Jason Wagner	OL	6-5	290	Fr.	RS	Keller, Texas/Keller
83	Cody Watts	WR	6-1	190	Fr.	HS	Houston, Texas/Cypress Falls
14	Ricky Wilson	CB	5-10	180	So.	1L	Port Arthur, Texas/Lincoln
19	J.J. Wyatt	P/H	5-11	210	Sr.	3L	Diboll, Texas/Diboll
66	Drew Zaromsky	OL	6-4	275	Fr.	RS	Austin, Texas/Bowie
35	Todd Cox	LB	6-2	227	Jr.	JC	Bend, Ore./College of the Siskiyous



Anthony Evans



Joe Clay



Dustin Bell



HOUSTON

Year	Coach	Overall	C-USA	Bowl
2003	Art Briles	7-6-0	4-4	Hawai'i
2002	Dana Dimel	5-7-0	3-5	
2001	Dana Dimel	0-11-0	0-7	
2000	Dana Dimel	3-8-0	2-5	
1999	Kim Helton	7-4-0	3-3	
1998	Kim Helton	3-8-0	2-4	
1997	Kim Helton	3-8-0	2-4	
1996	Kim Helton	7-5-0	4-1	Liberty
1995	Kim Helton	2-9-0		
1994	Kim Helton	1-10-0		
1993	Kim Helton	1-9-1		
1992	John Jenkins	4-7-0		
1991	John Jenkins	4-7-0		
1990	John Jenkins	10-1-0		
1989	Jack Pardee	9-2-0		
1988	Jack Pardee	9-3-0		Aloha
1987	Jack Pardee	4-6-1		
1986	Bill Yeoman	1-10-0		
1985	Bill Yeoman	4-7-0		
1984	Bill Yeoman	7-5-0		Cotton
1983	Bill Yeoman	4-7-0		
1982	Bill Yeoman	5-5-1		
1981	Bill Yeoman	7-4-1		Sun
1980	Bill Yeoman	7-5-0		Garden State
1979	Bill Yeoman	11-1-0		Cotton
1978	Bill Yeoman	9-3-0		Cotton
1977	Bill Yeoman	6-5-0		
1976	Bill Yeoman	10-2-0		Cotton
1975	Bill Yeoman	2-8-0		
1974	Bill Yeoman	8-3-1		Bluebonnet
1973	Bill Yeoman	11-1-0		Bluebonnet
1972	Bill Yeoman	6-4-1		
1971	Bill Yeoman	9-3-0		Bluebonnet
1970	Bill Yeoman	8-3-0		
1969	Bill Yeoman	9-2-0		Bluebonnet
1968	Bill Yeoman	6-2-2		
1967	Bill Yeoman	7-3-0		
1966	Bill Yeoman	8-2-0		
1965	Bill Yeoman	4-5-1		

Year	Coach	Overall	C-USA	Bowl
1964	Bill Yeoman	2-6-1		
1963	Bill Yeoman	2-8-0		
1962	Bill Yeoman	7-4-0		Tangerine
1961	Hal Lahar	5-4-1		
1960	Hal Lahar	6-4-0		
1959	Hal Lahar	3-7-0		
1958	Hal Lahar	5-4-0		
1957	Hal Lahar	5-4-1		
1956	Bill Meek	7-2-1		
1955	Bill Meek	6-4-0		
1954	Clyde Lee	5-5-0		
1953	Clyde Lee	4-4-1		
1952	Clyde Lee	8-2-0		Salad
1951	Clyde Lee	6-5-0		
1950	Clyde Lee	4-6-0		
1949	Clyde Lee	5-4-1		
1948	Clyde Lee	5-6-0		
1947	Jewell Wallace	3-8-0		
1946	Jewell Wallace	4-6-0		

Bowl Results (7-7-1)

BOWL	Opponent	Result	Year
Hawai'i	Hawai'i	L 48-54	2003
Liberty	Syracuse	L 17-30	1996
Aloha	Washington State	L 22-24	1988
Cotton	Boston College	L 28-45	1985
Sun	Oklahoma	L 14-30	1981
Garden State	Navy	W 35-0	1980
Cotton	Nebraska	W 17-14	1980
Cotton	Notre Dame	L 34-35	1979
Cotton	Maryland	W 30-21	1977
Bluebonnet	North Carolina St.	T 31-31	1974
Bluebonnet	Tulane	W 47-7	1973
Bluebonnet	Colorado	L 17-29	1971
Bluebonnet	Auburn	W 36-7	1969
Tangerine	Miami (Ohio)	W 49-21	1962
Salad	Dayton	W 26-21	1952

LOUISVILLE



Dr. James Ramsey
President



Tom Jurich
Athletic Director



Bobby Petrino
Head Coach



Julie Hermann
SWA



Rocco Gasparro
Football SID



Papa John's Cardinal Stadium (42,000)

QUICK FACTS

Location: Louisville, Ky.
 Founded: 1798
 Enrollment: 22,000
 Nickname: Cardinals
 Colors: Red and Black
 Stadium: Papa John's Cardinal Stadium (42,000)
 President: Dr. James Ramsey
 Athletic Director: Tom Jurich
 Faculty Athletics Rep.: Elaine Orr Wise
 Senior Woman Adm.: Julie Hermann
 Head Coach: Bobby Petrino

FOOTBALL FACTS

Basic Offense:	Multiple
Basic Defense:	4-3
Lettermen Returning/Lost:	43/16
Starters Returning:	
Offense	9
Defense	8
Specialists	2
2003 Record:	9-4
Postseason:	GMAC Bowl
All-Time Record:	395-400-17 (.497)
Bowl Appearances:	11
Bowl Record:	4-6-1
Last Appearance:	2003, GMAC

SPORTS INFORMATION

Assistant SID/Football Contact: Rocco Gasparro
 Office Phone: 502/852-6581
 Home Phone: 502/640-3291
 Fax: 502/852-7401
 E-Mail: rocco.gasparro@louisville.edu
 Website: www.uoflsports.com
 Press Box Phone: 502/852-6793



Cardinals

2004 SCHEDULE

Sept. 5 (Sun.)	KENTUCKY (ESPN)	3:30p
Sept. 11	at Army	1:00p
Sept. 18	at Tulane	7:00p
Sept. 25	at North Carolina	TBA
Oct. 2	EAST CAROLINA	3:00p
Oct. 14 (Thu.)	at Miami (Fla.) (ESPN)	7:30p
Oct. 22 (Fri.)	USF	8:00p
Nov. 4 (Thu.)	at Memphis (ESPN)	7:30p
Nov. 10 (Wed.)	TCU (ESPN 2)	8:00p
Nov. 20	at Houston	5:00p
Nov. 27	CINCINNATI	1:00p

All times are Eastern and subject to change
Conference games in bold italics.



BOBBY PETRINO

Key Dates

Players Report: August 8
Media Day: August 13
Fall Classes Begin: August 23

2003 RESULTS

A31	at Kentucky (ESPN 2)	W	40-24	1-0
S13	at Syracuse	W	30-20	2-0
S20	UTEP	W	42-14	3-0
S27	TEMPLE	W	21-12	4-0
04	at USF	L	28-31 (ot)	4-1
011	ARMY	W	34-10	5-1
017	TULANE (ESPN)	W	47-28	6-1
025	at East Carolina	W	36-20	7-1
N5	at (12) TCU (ESPN 2)	L	28-31	7-2
N15	MEMPHIS	L	7-37	7-3
N22	HOUSTON	W	66-45	8-3
N28	at Cincinnati (ESPN 2)	W	43-40	9-3
D18	vs. (14) Miami (Ohio)	L	28-49	9-4
	(GMAC Bowl)			

Hometown:	Helena, Mont.
Alma Mater:	Carroll College '83
Birthdate:	March 10, 1961

COACHING EXPERIENCE

2003-	Louisville	Head Coach - 9-4-0 (.692) 1 season
2002	Auburn	Offensive Coordinator
1999-2001	Jacksonville Jaguars	Offensive Coordinator/Quarterbacks
1998	Louisville	Offensive Coordinator/Quarterbacks
1995-97	Utah State	Offensive Coordinator/Quarterbacks
1994	Nevada	Offensive Coordinator/Quarterbacks
1992-93	Arizona State	Quarterbacks
1989-91	Idaho	Offensive Coordinator/Quarterbacks
1987-88	Weber State	Receivers/Tight Ends
1985-86	Carroll College	Offensive Coordinator/Quarterbacks/ Receivers
1984	Weber State	Graduate Assistant
1983	Carroll College	Graduate Assistant

CAREER RECORD 9-4-0 (.692) 1 season

COACHING STAFF

Assistant Head Coach/Tight Ends/Running Backs	Greg Nord (Kentucky)
Offensive Coordinator	Paul Petrino (Carroll College)
Quarterbacks	Jeff Brohm (Louisville)
Inside Linebackers	Reggie Johnson (Louisville)
Outside Linebackers/Special Teams	Tony Levine (Minnesota)
Offensive Line	Mike Summers (Georgetown College)
Cornerbacks	Joe Whitt, Jr. (Auburn)
Defensive Coordinator/Safeties	Mike Cassity (Kentucky)
Defensive Line	Kevin Wolthausen (Humboldt State)
Director of Football Operations	Greg Brohm (Louisville)

FOOTBALL OFFICE

Phone: 502/852-6325 Fax 502/852-8767

2003 INDIVIDUAL LEADERS

RUSHING	ATT.	YDS.	AVG.	TD	LONG
Lionel Gates	141	817	5.8	11	88
Eric Shelton	166	790	4.8	10	36
TOTALS	518	2966	5.7	35	88

PASSING	ATT.	COMP	PCT.	INT	YARDS	TD
Stefan LeFors	357	219	.613	10	3145	17
TOTALS	395	237	.600	12	3389	20

RECEIVING	REC	YDS.	AVG.	TD	LONG
J.R. Russell	75	1213	16.2	8	66
Ronnie Ghent	34	421	12.4	4	33
Joshua Tinch	26	401	15.4	1	37
TOTALS	237	3389	14.3	20	69

FIELD GOALS	MADE-ATT.	PCT.	LONG
Nate Smith	14-20	.700	48
TOTALS	14-20	.700	48

PUNTING	NO.	YARDS	AVG.	IN 20	LONG
Brent Moody	51	2018	39.6	12	55
TOTALS	54	2126	39.4	12	55

TACKLES	SOLOS	AST	TOTAL
Robert McCune	83	60	143
Brent Johnson	82	34	116
Rod Day	55	39	94
Kerry Rhodes	61	21	82
Marcus Jones	50	12	62
TOTALS	671	333	1004

INTERCEPTIONS	NO.	YDS.	AVG.	TD
Kerry Rhodes	3	33	11.0	0
Victor Glenn	3	0	0.0	0
TOTALS	13	122	9.4	1

2003 TEAM STATISTICS

Category	Louisville	Opponents
First Downs	295	307
Rushes-Yards	518-2966	513-2214
Rushing Yards/Game	228.2	170.3
Passes Att./Comp./Int.	395-237-12	474-264-13
Completion Pct.	.600	.557
Passing Yards	3389	3358
Passing Yards/Game	260.7	258.3
Total Off. Plays/Yds	913-6355	987-5572
Total Offense/Game	488.8	428.6
Punts-Average	54-39.4	56-40.2
Punt Returns-Avg.	28-9.2	29-5.9
Kickoff Returns-Avg.	54-18.4	60-21.6
Interceptions-Yards	13-122	12-241
Fumbles-Lost	13-8	18-10
Penalties-Yards	98-793	66-551
3rd Down Conversions	68-172	82-192
3rd Down Conversion Percentage	.400	.430
4th Down Conversions	15-23	14-30
4th Down Conversion Percentage	.650	.470
Sacks By-Yards	26-148	13-86
Avg. Time of Possession	29:00	31:00

Noting the Cardinals

- Louisville made its sixth consecutive bowl appearance last season, losing to No. 14 Miami (Ohio) in the GMAC Bowl.
- In his first season as a starter, senior QB STEFAN LeFORS earned first team All-C-USA honors, becoming the third straight U of L signal-caller to accomplish that feat. He finished the season 219-of-357 for 3,145 yards and 17 touchdowns, while rushing for 405 yards and three scores. The 405 rushing yards are the most ever by a Cardinal QB.
- Senior WR J.R. RUSSELL closed out 2003 with 1,213 receiving yards, marking the fifth time in six years that U of L has produced a 1,000-yard receiver.
- Louisville broke the 46-year old school record for team rushing yards, gaining 2,966 yards on the ground last season. Three Cardinals ran for more than 500 yards, led by senior LIONEL GATES with 817. Junior RB ERIC SHELTON, who missed nearly four full games with a knee injury, ran for 790 yards and 10 TDs, while sophomore MICHAEL BUSH added 503 yards and six scores.
- After surrendering 46 sacks in 2002, U of L's offensive line allowed only 13 last season. Second team All-Conference USA selections TRAVIS LEFFEW and JASON SPITZ are among three returning starters on the unit.
- Senior LB ROBERT McCUNE posted 143 tackles last season, registering eight games with 10 or more stops.
- Senior DE MARCUS JONES earned second team All-C-USA honors after producing a team-high 10 sacks and 17 tackles for loss.

2004 DEPTH CHART

(Returning starters in bold)

LETTERMEN

Returning/Lost: 43/16

STARTERS

Offensive Returning/Lost: 9/4

Defensive Returning/Lost: 8/3

Special Teams Returning/Lost: 2/2

OFFENSE

WR	J.R. Russell , Tiger Jones
WR	Joshua Tinch , Harry Douglas, Robert Haskins
TE	Wayne Riles, Gary Barnidge
LT	Travis Leffew , Jeremy Darveau
LG	Jason Spitz , Danny Barlowe
C	Will Rabatin, P.J. Tavarczyk
RG	Kurt Quarterman, Bubba Marshall
RT	Renardo Foster , Michael Sturgeon
QB	Stefan LeFors , Brian Brohm
RB	Lionel Gates/Eric Shelton , Michael Bush
FB	Adam McCauley, Drew Steinmetz
WR	Broderick Clark , Montrell Jones

DEFENSE

DE	Elvis Dumervil, Shane Bailey
DT	Bobby Leffew , Amobi Okoye
DT	Montavious Stanley , Jeremy Sequin
DE	Marcus Jones , Chad Rimpsey
SLB	Brandon Johnson , Jonathon Jackerson
MLB	Robert McCune , Preston Smith
WLB	Deriontae Taylor, Willie Johnson
LCB	Antoine Harris , Early McCray
FS	Kerry Rhodes , Brandon Sharp
SS	Brent Johnson , Malik Jackson
RCB	William Gay, Antoine Sharp

SPECIALISTS

PK	Arthur Carmody, Todd Flannery
P	Brent Moody , Todd Flannery
KR	Broderick Clark , Harry Douglas, Reggie Bradshaw
PR	Montrell Jones, Robert Haskins

KEY LOSSES

TE	Ronnie Ghent
TE	Richard Owens
C	Dan Koons
OG	Jerry Spencer
DT	Scott Lopez
LB	Rod Day
CB	Josh Minkins
K	Nate Smith



Stefan LeFors

2004 SPRING SIGNEES

NAME	POS.	HT.	WT.	YR.	HOMETOWN/HS, JC or COLLEGE
Gary Barnidge	TE	6-6	215	Fr.	Middleburg, Fla./Middleburg
Brian Brohm	QB	6-4	205	Fr.	Louisville, Ky./Trinity
Bobby Buchanan	DB	5-11	180	Fr.	Joliet, Ill./Joliet Catholic Academy
Johnnie Burns	LB	6-3	225	Fr.	Neptune Beach, Fla./ Fletcher Senior
Terrance Butler	SS	6-2	212	Fr.	Green Cove Springs, Fla./Clay
Brandon Cox	DE	6-3	225	Fr.	Atlanta, Ga./Douglass
Elijah Daniel	WR/DB	6-0	175	Fr.	Brundidge, Ala./Pike County
Jeremy Darveau	OL	6-7	320	Jr.	Hilton Head, S.C./Dodge City CC
Anthony Douglas	DE	6-4	215	Fr.	Eufaula, Ala./Eufaula
Marcus Folmar	WR/DB	5-11	175	Fr.	East Brewton, Ala./Neal
Adrian Grady	DT	6-3	270	Fr.	Nichols, Ga./Coffee
Breno Giacomini	DE/TE	6-7	242	Fr.	Malden, Mass./Malden
Scott Kuhn	TE	6-5	235	Fr.	Burlington, Ky./Conner Senior
Maurice Mitchell	LB/DE	6-3	220	Fr.	Glasgow, Ky./Glasgow
Phillip Moody	OL	6-5	260	Fr.	Tallahassee, Fla./North Florida Christian
Lamar Myles	LB	6-0	200	Fr.	Winterhaven, Fla./Lake Region
Devin Shivers	DT	6-5	307	Fr.	Monroe, Ga./George Walton Academy
Drew Steinmetz	FB	6-1	232	Fr.	Jacksonville, Fla./Trinity Christian Academy
George Stripling	RB	6-1	185	Fr.	Jacksonville, Fla./Andrew Jackson
Mario Urrutia	WR	6-6	205	Fr.	Louisville, Ky./Fern Creek
Josh Waller	DT	6-3	280	Fr.	Louisville, Ky./Southern
Eric Wood	OL	6-5	265	Fr.	Cincinnati, Ohio/Elder

2004 ROSTER



NO.	NAME	POS.	HT.	WT.	YR.	EXP.	HOMETOWN/HS, JC or COLLEGE
49	Shane Bailey	DE	6-3	277	Fr.		New Orleans, La./St. Augustine
63	Danny Barlowe	OG	6-5	290	Fr.		Tallahassee, Fla./Leon
84	Thomas Boyce	TE	6-6	221	Fr.		Dacula, Ga./Dacula
26	Reggie Bradshaw	RB	6-0	198	Fr.		Coquitlam, B.C./Centennial
24	Todd Brigman	WR	5-8	175	Fr.		Tallahassee, Fla./Lincoln
43	Abe Brown	FS	6-4	212	So.		Sarasota, Fla./Booker
20	Brandon Burfict	CB	5-10	187	So.		Louisville, Ky./Trinity
19	Michael Bush	QB/S	6-3	240	So.		Louisville, Ky./Male
2	Jason Cane	DB	5-11	199	Fr.		South Bend, Ind./LaSalle
18	Arthur Carmody	K	5-8	181	Fr.		Shreveport, La./Loyola Colle Prep
34	Ray Childs	SS	6-0	210	Sr.		Bloomfield, Ky./Nelson County
4	Broderick Clark	WR/KR	6-0	194	Jr.		Birmingham, Ala./Parker
8	Jason Cheeks	WR	6-0	192	So.		Clarksville, Ind./Jeffersonville
74	Jeremy Darveau	OT	6-7	312	Jr.		Hilton Head, S.C./Hilton Head
73	Josh Deer	OL	6-4	294	Fr.		Naples, Fla./Barron Collier
57	Antwan Denson	LB	5-10	230	Sr.		Lakeland, Fla./Lakeland
85	Harry Douglas	WR	5-11	158	Fr.		Jonesboro, Ga./Jonesboro
58	Elvis Dumervil	DE	6-0	244	Jr.		Miami, Fla./Miami-Jackson
10	Domonique Dunbar	DB	6-0	187	Sr.		Bradenton, Fla./Manatee
21	Todd Flannery	K	6-0	170	Fr.		Louisville, Ky./Male
79	Renardo Foster	OT	6-5	327	So.		Ripley, Tenn./Ripley
22	Jon Gannon	FS	6-1	195	Jr.		Cleveland, Ohio/St. Ignatius
23	Lionel Gates	RB	6-0	225	Sr.		Jacksonville, Fla./Parker
21	William Gay	CB	5-11	179	So.		Tallahassee, Fla./Rickards
65	Justin Hargens	LS	6-2	213	Jr.		Gillette, W.V./Glendale CC
67	Brinson Harley	DL	6-1	289	So.		Seale, Ala./Russell County
25	Antoine Harris	CB	5-10	184	Sr.		Columbus, Ohio/Bishop Ready
31	J.T. Haskins	DB	5-9	178	Sr.		Lexington, Ky./Bryan Station
20	Robert Haskins	WR	5-6	175	Jr.		Lexington, Ky./Bryan Station
29	Emanuel Hassell	WR	5-11	185	So.		Memphis, Tenn./Whitehaven
20	Jason Horton	WR	6-0	175	Fr.		St. Louis, Mo./Lutheran North
52	Jonathan Jackerson	LB	6-2	229	Sr.		Fairfield, Ala./Fairfield
41	James Jackson	FB	6-1	238	So.		Covington, Ky./Holmes
11	Malik Jackson	LB	6-2	219	Fr.		Dunwoody, Ga./Dunwoody
97	Brandon Johnson	LB	6-5	208	Jr.		Birmingham, Ala./Minor
30	Brent Johnson	SS	5-11	201	Sr.		Mobile, Ala./St. Paul's
44	Willie Johnson	DL	6-0	212	Fr.		Tallahassee, Fla./Lincoln
56	Marcus Jones	DE	6-2	234	Sr.		Alachua, Fla./Santa Fe
86	Montrell Jones	WR	6-0	199	So.		Louisville, Ky./Male/Tennessee
2	Tiger Jones	WR	5-11	181	Sr.		Mobile, Ala./St. Paul's
87	Chad Jorgensen	DE	6-6	225	So.		Goshen, Ky./San Marcos Academy
48	Bobby Leffew	DL	6-4	289	Sr.		Danville, Ky./Boyle County
78	Travis Leffew	OT	6-4	297	Jr.		Danville, Ky./Boyle County
17	Stefan LeFors	QB	6-0	200	Sr.		Baton Rouge, La./Christian Life Academy
75	Bubba Marshall	OG	6-5	285	Jr.		Cynthiana, Ky./Harrison County
64	Devon May	OL	6-4	275	Fr.		Columbus, Ohio/Bishop Watterson
45	Adam McCauley	FB	6-4	232	Sr.		Cincinnati, Ohio/Madeira/Georgetown
8	Early McCray	CB	5-9	193	Fr.		Douglas, Ga./Coffee County
54	Robert McCune	LB	6-0	244	Sr.		Mobile, Ala./LeFlore
15	Brent Moody	P	5-11	193	So.		Tallahassee, Fla./Lincoln
91	Amobi Okoye	DT	6-1	317	So.		Huntsville, Ala./Lee
76	Kurt Quarterman	OG	6-5	366	Jr.		Albany, Ga./Westover
70	Will Rabatin	C	6-1	304	Sr.		Louisville, Ky./St. Xavier/Georgetown Coll.
1	Kerry Rhodes	FS	6-3	205	Sr.		Bessemer, Ala./Lanier
83	Wayne Riles	TE	6-4	240	So.		Albany, Ga./Deerfield Windsor
80	Jimmy Riley	WR	6-1	204	So.		Youngstown, Ohio/Ursuline
50	Chad Rimpsey	DL	6-3	244	Jr.		Oxford, Ala./Oxford
3	J.R. Russell	WR	6-3	204	Sr.		Tampa, Fla./Gaither
13	Johnathan Russell	SS	5-10	181	Fr.		Alexander City, Ala./Benjamin Russell
55	Matt Sanders	LB	6-2	242	Fr.		Louisville, Ky./Male
72	Jon Scarborough	OL	6-0	344	So.		LaGrange, Ky./Oldham County
61	Jeremy Seguin	DT	6-2	294	Jr.		Jacksonville, Fla./Bolles
5	Antoine Sharp	CB	6-1	196	Jr.		Jacksonville, Fla./Bolles
35	Brandon Sharp	S	5-11	181	So.		Jacksonville, Fla./Bolles
32	Eric Shelton	RB	6-2	247	Jr.		Lexington, Ky./Bryan Station/FSU
27	Gavin Smart	CB	5-9	190	So.		Lakeland, Fla./Lakeland
33	Kolby Smith	RB	5-11	203	So.		Tallahassee, Fla./James Rickards
6	Preston Smith	LB	6-1	212	Fr.		Sandersville, Ga./Washington County
28	Sergio Spencer	CB	5-10	178	So.		Louisville, Ky./Male
59	Jason Spitz	OG	6-4	308	Jr.		Jacksonville, Fla./Bolles
92	Montavious Stanley	DT	6-2	305	Jr.		Albany, Ga./Westover
53	Michael Sturgeon	OL	6-3	288	So.		Louisville, Ky./St. Xavier
71	P.J. Tavarczyk	OL	6-3	294	So.		Carmel, Ind./Carmel
47	Deriontae Taylor	LB	5-8	220	So.		Montgomery, Ala./Jeff Davis
9	Joshua Tinch	WR	6-3	215	Jr.		Albany, Ga./Westover
51	Matt Welsh	LS	6-1	235	So.		Ashland, Ore./Scottsdale CC
99	Josh Williams	DL	6-3	246	Fr.		Cedartown, Ga./Cedartown
38	Rob Zarrilli	K	6-0	180	Fr.		Orlando, Fla./Colonial



Lionel Gates



Robert McCune



J.R. Russell

Year	Coach	Overall	C-USA	Bowl
2003	Bobby Petrino	9-4-0	5-3	GMAC
2002	John L. Smith	7-6-0	5-3	GMAC
2001	John L. Smith	11-2-0	6-1	Liberty
2000	John L. Smith	9-3-0	6-1	Liberty
1999	John L. Smith	7-5-0	4-2	Humanitarian
1998	John L. Smith	7-5-0	4-2	Motor City
1997	Ron Cooper	1-10-0	0-6	
1996	Ron Cooper	5-6-0	2-3	
1995	Ron Cooper	7-4-0		
1994	H. Schnellenberger	6-5-0		
1993	H. Schnellenberger	9-3-0		Liberty
1992	H. Schnellenberger	5-6-0		
1991	H. Schnellenberger	2-9-0		
1990	H. Schnellenberger	10-1-1		Fiesta
1989	H. Schnellenberger	6-5-0		
1988	H. Schnellenberger	8-3-0		
1987	H. Schnellenberger	3-7-1		
1986	H. Schnellenberger	3-8-0		
1985	H. Schnellenberger	2-9-0		
1984	Bob Weber	2-9-0		
1983	Bob Weber	3-8-0		
1982	Bob Weber	5-6-0		
1981	Bob Weber	5-6-0		
1980	Bob Weber	5-6-0		
1979	Vince Gibson	4-6-1		
1978	Vince Gibson	7-4-0		
1977	Vince Gibson	7-4-1		Independence
1976	Vince Gibson	5-6-0		
1975	Vince Gibson	2-9-0		
1974	T.W. Alley	4-7-0		
1973	T.W. Alley	5-6-0		
1972	Lee Corso	9-1-0		
1971	Lee Corso	6-3-1		
1970	Lee Corso	8-3-1		Pasadena
1969	Lee Corso	5-4-1		
1968	Frank Camp	5-5-0		
1967	Frank Camp	5-5-0		
1966	Frank Camp	6-4-0		
1965	Frank Camp	6-4-0		
1964	Frank Camp	1-9-0		
1963	Frank Camp	3-7-0		
1962	Frank Camp	6-4-0		
1961	Frank Camp	6-3-0		
1960	Frank Camp	7-2-0		
1959	Frank Camp	6-4-0		
1958	Frank Camp	4-4-0		
1957	Frank Camp	9-1-0		Sun
1956	Frank Camp	6-3-0		
1955	Frank Camp	7-2-0		
1954	Frank Camp	3-6-0		
1953	Frank Camp	1-7-0		

Year	Coach	Overall	C-USA	Bowl
1952	Frank Camp	3-5-0		
1951	Frank Camp	5-4-0		
1950	Frank Camp	3-6-1		
1949	Frank Camp	8-3-0		
1948	Frank Camp	5-5-0		
1947	Frank Camp	7-0-1		
1946	Frank Camp	6-2-0		
1942	Laurie Aritz	2-3-0		
1941	Laurie Aritz	4-4-0		
1940	Laurie Aritz	3-5-1		
1939	Laurie Aritz	5-2-1		
1938	Laurie Aritz	2-6-0		
1937	Laurie Aritz	2-5-1		
1936	Laurie Aritz	4-4-0		
1935	Ben Gregor	1-6-1		
1934	Ben Gregor	2-5-0		
1933	Ben Gregor	1-7-0		
1932	C.V. Money	0-9-0		
1931	Jack McGrath	0-8-0		
1930	Tom King	5-3-0		
1929	Tom King	3-5-0		
1928	Tom King	1-7-0		
1927	Tom King	4-4-0		
1926	Tom King	6-2-0		
1925	Tom King	8-0-0		
1924	Fred Enke	3-5-1		
1923	Fred Enke	5-3-0		
1922	Bill Duncan	2-7-0		
1921	Bill Duncan	2-2-1		
1916	Will Duffy	2-3-1		
1915	Will Duffy	1-5-1		
1914	Dr. Bruce Baker	1-4-0		
1913	Lester Larson	5-1-0		
1912	Lester Larson	3-1-0		

Bowl Results (4-6-1)

Bowl	Opponent	Result	Year
GMAC	Miami (Ohio)	L 28-49	2003
GMAC	Marshall	L 15-38	2002
Liberty	BYU	W 28-10	2001
Liberty	Colorado State	L 17-22	2000
Humanitarian	Boise State	L 31-34	1999
Motor City	Marshall	L 29-48	1998
Liberty	Michigan State	W 18-7	1993
Fiesta	Alabama	W 34-7	1991
Independence	Louisiana Tech	L 14-24	1977
Pasadena	Long Beach St.	T 24-24	1970
Sun	Drake	W 34-20	1958

MEMPHIS



Dr. Shirley Raines
President



R.C. Johnson
Athletic Director



Tommy West
Head Coach



Lynn Parkes
SWA



Jennifer Rodrigues
Football SID



Liberty Bowl Memorial Stadium (62,380)

QUICK FACTS

Location: Memphis, Tenn.
 Founded: 1912
 Enrollment: 20,332
 Nickname: Tigers
 Colors: Blue and Gray
 Stadium: Liberty Bowl Memorial Stadium (62,380)
 President: Dr. Shirley Raines
 Athletic Director: R.C. Johnson
 Faculty Athletics Rep.: Dr. Nick White
 Senior Woman Adm.: Lynn Parkes
 Head Coach: Tommy West

FOOTBALL FACTS

Basic Offense:	Multiple Option
Basic Defense:	4-3
Lettermen Returning/Lost:	57/10
Starters Returning:	
Offense	11
Defense	5
Specialists	3
2003 Record:	9-4
Postseason:	New Orleans Bowl
All-Time Record:	399-417-32 (.489)
Bowl Appearances:	3
Bowl Record:	3-0-0
Last Appearance:	2003, New Orleans

SPORTS INFORMATION

Director/Football SID: Jennifer Rodrigues
 Office Phone: 901/678-2397
 Home Phone: 901/737-5552
 Fax: 901/678-4134
 E-Mail: jmpowers@memphis.edu
 Website: www.gotigersgo.com
 Press Box Phone: 901/272-0136

Tigers

2004 SCHEDULE

Sept. 4	at Mississippi	6:00p
Sept. 11	CHATTANOOGA	7:00p
Sept. 18	at Arkansas State	6:00p
Sept. 25	at UAB	6:00p
Oct. 2	HOUSTON	1:00p
Oct. 16	TULANE	1:00p
Oct. 23	at Cincinnati	6:00p
Nov. 4 (Thu.)	LOUISVILLE (ESPN)	6:30p
Nov. 12 (Fri.)	SOUTHERN MISS (ESPN 2)	7:00p
Nov. 20	at East Carolina	1:00p
Nov. 27	at USF	6:00p

All times are Central and subject to change
Conference games in bold italics.



TOMMY WEST

Key Dates

Players Report: August 10
Media Day: August 28
Fall Classes Begin: August 30

2003 RESULTS

A30	TENNESSEE TECH	W	40-10	1-0
S6	MISSISSIPPI (ESPN 2)	W	44-34	2-0
S13	at Southern Miss	L	6-23	2-1
S27	ARKANSAS STATE	W	38-16	3-1
04	UAB	L	10-24	3-2
O11	at Mississippi State	L	27-35	3-3
018	at Houston	W	45-14	4-3
025	at Tulane	W	41-9	5-3
N1	EAST CAROLINA	W	41-24	6-3
N15	at Louisville	W	37-7	7-3
N22	CINCINNATI	W	21-16	8-3
N29	USF	L	16-21	8-4
D16	vs. North Texas	W	27-17	9-4
	(New Orleans Bowl)			

Hometown:	Gainesville, Ga.
Alma Mater:	Tennessee '76
Birthdate:	July 31, 1954

COACHING EXPERIENCE

2001-	Memphis	Head Coach - 17-19-0 (.472) 3 seasons
1999-2000	Memphis	Defensive Coordinator
1993-98	Clemson	Head Coach - 31-28-0 (.525) 5 seasons
1993	UT-Chattanooga	Head Coach - 4-7-0 (.364) 1 season
1991-92	South Carolina	Defensive Coordinator
1990	Tennessee	Running Backs
1982-89	Clemson	Outside Linebackers
1981	Appalachian State	Offensive Coordinator
1980	Appalachian State	Receivers
1979	Mississippi	Running Backs

CAREER RECORD 52-54-0 (.490) 9 seasons

COACHING STAFF

Offensive Coordinator/Quarterbacks	Randy Fichtner (Purdue '85)
Offensive Line	Rick Mallory (Washington '83)
Assistant Head Coach/Receivers	Clay Helton (Houston '94)
Special Teams/Tight Ends	Tyson Helton (Houston '00)
Running Backs	Jeep Hunter (Catawba '91)
Defensive Coordinator	Joe Lee Dunn (Tennessee-Chattanooga '68)
Defensive Line	Craig Boller (Iowa State '70)
Safeties	Tim Keane (Arkansas State '67)
Linebackers	Chris Rumph (South Carolina '95)
Director of Football Operations	John Flowers (Southern Illinois '76)

FOOTBALL OFFICE

Phone: 901/678-2341 Fax: 901/678-4123

2003 INDIVIDUAL LEADERS

RUSHING	ATT.	YDS.	AVG.	TD	LONG
DeAngelo Williams	243	1430	5.9	10	49
Derron Parquet	95	487	5.1	0	31
LaKendus Cole	70	226	3.2	1	28
TOTALS	530	2360	4.5	22	49

PASSING	ATT.	COMP	PCT.	INT	YARDS	TD
Danny Wimprine	440	246	.559	13	3174	22
Bobby Robison	21	11	.524	0	130	0
TOTALS	470	260	.553	13	3419	23

Receiving	Rec	Yds.	Avg.	TD	Long
Maurice Avery	49	742	15.1	8	55
Darron White	37	525	14.2	5	36
DeAngelo Williams	35	384	11.0	3	80
Tavarious Davis	27	407	15.1	3	92
TOTALS	260	3419	13.1	23	92

FIELD GOALS	MADE-ATT.	PCT.	LONG
Stephen Gostkowski	19-29	.655	45
TOTALS	19-29	.655	45

PUNTING	NO.	YARDS	AVG.	LONG
Brandon Roberson	50	1975	39.5	54
Danny Wimprine	14	551	39.4	55
TOTALS	67	2592	38.7	55

TACKLES	SOLOS	AST	TOTAL
Will Hyden	66	35	101
Wesley Smith	51	47	98
Greg Harper	64	33	97
Coot Terry	74	22	96
Derrick Ballard	71	20	91
TOTALS	684	382	1066

INTERCEPTIONS	NO.	YDS.	AVG.	TD
Wesley Smith	3	40	13.3	0
Scott Vogel	2	38	19.0	1
TOTALS	11	172	15.6	3

2003 TEAM STATISTICS

Category	Memphis	Opponents
First Downs	285	193
Rushes-Yards	530-2360	485-1435
Rushing Yards/Game	181.5	110.4
Passes Att./Comp./Int.	470-260-13	394-187-11
Completion Pct.	.553	.475
Passing Yards	3419	2410
Passing Yards/Game	263.0	185.4
Total Off. Plays/Yds	1000-5779	879-3845
Total Offense/Game	444.5	295.8
Punts-Average	67-38.7	98-39.7
Punt Returns-Avg.	29-7.8	38-9.7
Kickoff Returns-Avg.	31-18.6	52-25.0
Interceptions-Yards	11-172	13-141
Fumbles-Lost	23-15	24-13
Penalties-Yards	80-643	100-878
3rd Down Conversions	84-209	57-199
3rd Down Conversion Percentage	.400	.290
4th Down Conversions	3-14	8-22
4th Down Conversion Percentage	.210	.360
Sacks By-Yards	35-256	14-76
Avg. Time of Possession	30:15	29:45

Noting the Tigers

- The Tigers won their first bowl game in 32 years last season, defeating Sun Belt Conference champion North Texas in the New Orleans Bowl, 27-17.
- Junior RB DeANGELO WILLIAMS set a Conference USA single-season record with 10 consecutive 100-yard games en route to being named Offensive Player of the Year. Despite missing the final three games of the season with a torn MCL in his left knee, Williams still set a Memphis school record with 1,430 rushing yards. He led the nation in all-purpose yardage at 192.1 yards per game. In addition to his rushing totals, he had 384 receiving yards and 299 kick return yards for 2,113 total. Williams also scored a league-high 13 touchdowns.
- In 30 career starts, QB DANNY WIMPRINE has set 25 Memphis records and he will enter his senior season as the school's all-time leader in pass completions (583) and attempts (1,071), passing yards (7,323) and TD passes (59). In 2003, he set new school single-season marks in completions (246), attempts (440) and passing yardage (3,174).
- The 393 points scored by the Tigers in 2003 was the highest total in school history. The 1949 team had previously held the mark with 385.
- Memphis averaged 181.5 yards per game on the ground, its highest rushing average since the 1991 season. With an average of 444.5 yards of total offense, the Tigers shattered the school record of 412.4, set in 1969.
- Memphis averaged a league-high 40,621 fans last season at Liberty Bowl Memorial Stadium, its best-ever home attendance average.

2004 DEPTH CHART

(Returning starters in bold)

LETTERMEN

Returning/Lost: 57/10

STARTERS

Offensive Returning/Lost: 11/0

Defensive Returning/Lost: 5/6

Special Teams Returning/Lost: 3/1

OFFENSE

WR (X)	Ryan Scott, Tavares Gideon, Tim Meyers
WR (H)	Maurice Avery , Darron White , Brandon Stewart
WR (Y)	Chris Kelley, Mario Pratcher, Earnest Williams
WR (Z)	Tavarious Davis , Von Webb, Antonio McCoy
RT	Jeremy Rone , Abraham Holloway, Greg Billingslea
RG	Jason Matthews , Willie Henderson, Jared McGowen
C	Gene Frederic , Stephen Schuh, Bobby Garafolo
LG	Kenyun Glover, Andy Smith, Andrew Handy
LT	David Davis , Jason Johnson, Bruce McCaleb
TE	John Doucette , Isaac Daniel, Brett Russell
QB	Danny Wimprine , Bobby Robison, Patrick Byrne
TB	DeAngelo Williams , Jamarcus Gaither, Derron Parquet
FB	Robert Douglas, Taz Knockum

DEFENSE

DE	Albert Means , Marcus West, Aaron Bentley
NT	Lavale Washington, Haracio Cohen, Jarren Humphrey
DE	David McNair, Shaka Hill, Lane Garcia
OLB	Mike Snyder, Carlton Baker, Cato Mott
MLB	Tim Goodwell, Charles Davis, Michael Spurlock
OLB	Quinton McCrary, Carson Hunter, Sheldon Taylor
LCS	O.C. Collins , Sam Brewer, Olen Whitely
LCB	Cameron Essex , Dustin Lopez, Jermaine Anderson
FS	Wesley Smith , Scott Vogel , Jamaal Rufus
RCS	Javar Pollard, Derek Clenin, Khalid Khowaja
RCB	Tristan Thomas, Lionel Pieh, Jermaine Chambers

SPECIALISTS

K	Stephen Gostkowski
P	Brandon Roberson , Ryan Ivey
KR	DeAngelo Williams , Chris Kelley
PR	Chris Kelley

KEY LOSSES

DE	Traveco Lucas
DE	Eric Taylor
LB	Coot Terry
LB	Will Hyden
LB	Greg Harper
RCS	Derrick Ballard



DeAngelo Williams


2004 SPRING SIGNEES

NAME	POS.	HT.	WT.	YR.	HOMETOWN/HS, JC or COLLEGE
Carlton Baker	LB	6-2	240	Jr.	Belle Glade, Fla./Hutchinson CC
Philip Beliles	OL	6-4	265	Fr.	Memphis, Tenn./CBHS
Joseph Doss	RB	5-9	190	Fr.	Memphis, Tenn./Melrose
Brandon Douglas	OL	6-3	275	Fr.	Brownsville, Tenn./Haywood County
Brandon Farrar	DE	6-4	255	So.	Woodville, Miss./Southwest Miss CC
Michael Grandberry	WR	5-10	170	Fr.	Covington, Tenn./Covington
Heath Grant	LB	6-1	220	Fr.	Starkville, Miss./Starkville
Greg Hinds	DB	6-1	205	Fr.	Southaven, Miss./Southaven
Van Houston	DL	6-6	330	Jr.	Okalona, Miss./Itawamba CC
Will Hudgens	QB	6-3	200	Fr.	Memphis, Tenn./Ridgeway
Tyus Jackson	DE	6-3	250	Jr.	Birmingham, Ala./Northeast Miss CC
Maurice Jones	WR	6-2	185	Fr.	Memphis, Tenn./White Station
Dustin Lopez	DB	5-10	175	So.	Hopkinsville, Ky./Minnesota West JC
Antonio McCoy	WR	6-0	165	Fr.	Starkville, Miss./Starkville
Cortez McCraney	DL	6-4	220	Fr.	Southaven, Miss./Southaven
TiQuintin Morrell	OLB	6-1	205	Fr.	Atlanta, Ga./Douglass
Brandon Patterson	DB	6-1	195	Fr.	Germantown, Tenn./Germantown
Brandon Pearce	OL	6-5	270	Fr.	Memphis, Tenn./CBHS
Rubio Phillips	DL	6-2	250	Jr.	Kosciusko, Miss./Holmes CC
Carlton Robinzine	WR	6-5	190	Fr.	Memphis, Tenn./Bolton
Brett Russell	TE	6-3	220	Fr.	Memphis, Tenn./CBHS
Rod Smith	DB	6-1	205	Fr.	Milan, Tenn./Milan
Earnest Williams	WR	6-0	170	Fr.	Alamo, Tenn./Crockett County
Ryan Williams	DL	6-2	290	Fr.	Memphis, Tenn./CBHS


2004 ROSTER



NO.	NAME	POS.	HT.	WT.	YR.	EXP.	HOMETOWN/HS, JC or COLLEGE
39	Jermaine Anderson	DB	5-8	165	Fr.	SQ	Lexington, Ky./P.L. Dunbar
94	Navin Ausley	WR	6-0	174	Jr.	SQ	Southaven, Miss./Gallatin
1	Maurice Avery	WR	6-1	210	Jr.	2L	Atlanta, Ga./DeKalb
10	Carlton Baker	LB	6-2	234	Jr.	TR	Belle Glade, Fla./Hutchinson JC
90	Arron Bentley	TE	6-3	292	So.	1L	Trumann, Ark./Trumann
95	Jared Bidne	DS	6-0	231	Jr.	SQ	Senoia, Ga./East Coweta
72	Greg Billingslea	OT	6-3	282	Jr.	1L	Madison, Ga./Morgan County
23	Sam Brewer	DB	6-1	194	So.	1L	Coffeyville, Texas/Heritage
63	Blake Butler	OG	6-3	296	So.	1L	Cleveland, Ohio/Cuyahoga Valley
85	Daniel Byram	WR	5-7	178	Fr.	SQ	Covington, Tenn./Covington
19	Patrick Byrne	QB	6-1	211	So.	1L	Brewton, Ala./T.R. Miller
6	Jermaine Chambers	DB	6-0	198	So.	1L	Memphis, Tenn./Trezevant
98	Rusty Clayton	DS	6-2	241	So.	1L	Hattiesburg, Miss./Oak Grove
21	Derek Clenin	DB	5-9	188	So.	1L	Memphis, Tenn./MUS
38	LaKendus Cole	RB	5-9	189	Jr.	1L	Memphis, Tenn./Houston
93	Haracio Colen	DT	6-3	286	So.	SQ	Russellville, Ark./Russellville
40	O.C. Collins	DB	6-0	185	Jr.	2L	Dacula, Ga./Dacula
70	James Corder	OT	6-7	296	Jr.	SQ	Nashville, Tenn./Presbyterian Academy
13	Chase Crawford	DB	6-3	208	Fr.	RS	Franklin, Tenn./Franklin
89	Isaac Daniel	TE	6-0	242	Sr.	1L	Millington, Tenn./Millington
25	Brian Davis	RB	6-1	211	So.	SQ	Columbus, Ga./Carver
56	Charles Davis	ILB	6-0	225	Sr.	1L	Memphis, Tenn./Trezevant
73	David Davis	C	6-4	284	Sr.	1L	Hamilton, Miss./Itawamba CC
82	John Doucette	TE	6-2	271	Jr.	2L	New Orleans, La./St. Augustine
34	Robert Douglas	OLB	6-3	232	Sr.	3L	St. Louis, Mo./Lutheran North
88	Tavarious Davis	WR	6-1	198	Sr.	3L	Athens, Ga./Mays
7	Cameron Essex	DB	5-11	186	Sr.	3L	Atlanta, Ga./DeKalb
76	Gene Frederic	C	6-4	288	Sr.	3L	St. Louis, Mo./DeSmet Jesuit
97	Trey Friend	DS	6-0	250	Fr.	RS	Atoka, Tenn./Rosemark Academy
33	Jamarcus Gaither	RB	5-10	188	Fr.	RS	Memphis, Tenn./Frayser
64	Bobby Garafolo	OG	6-3	289	Jr.	TR	Los Angeles, Calif./Mt. San Antonio JC
61	Lane Garcia	DT	6-3	247	Fr.	RS	Baton Rouge, La./Catholic
21	Tavares Gideon	WR	6-4	200	Sr.	1L	Greenville, Miss./Miss. Delta CC
79	Kenyun Glover	DT	6-3	307	Sr.	3L	Memphis, Tenn./Overton
41	Tim Goodwell	OLB	6-2	229	Jr.	2L	Lithonia, Ga./Tucker
32	Stephen Gostkowski	K	6-1	190	Jr.	2L	Madison, Miss./Madison
75	Andrew Handy	OG	6-2	291	Sr.	3L	Miami, Fla./Palmetto
54	Willie Henderson	OT	6-7	328	So.	1L	Memphis, Tenn./Ridgeway
27	Shaka Hill	OLB	6-3	253	Sr.	3L	Nashville, Tenn./Goodpasture
65	Abaraham Holloway	OT	6-4	328	Fr.	RS	Prentiss, Miss./Prentiss
52	Carson Hunter	OLB	5-10	231	So.	1L	Collierville, Tenn./Collierville
35	Ryan Ivey	P/H	6-0	198	Sr.	2L	Mayfield, Ky./Mayfield
71	Jason Johnson	OT	6-3	284	Sr.	3L	St. Louis, Mo./Pattonville
12	Chris Kelley	WR	6-1	201	Sr.	1L	Corinth, Miss./NE Miss CC
49	Khalid Khawaja	DB	5-10	196	Sr.	SQ	Chicago, Ill./St. Patrick
24	Taz Knockum	RB	6-2	221	Fr.	RS	Baton Rouge, La./Catholic
26	Dustin Lopez	DB	5-10	191	So.	TR	Hopkinsville, Ky./West Minnesota JC
68	Jason Matthews	OG	6-4	295	Sr.	1L	Muscle Shoals, Ala./NE Miss CC
59	Bruce McCaleb	OT	6-2	278	So.	1L	Alpadena, Calif./John Muier
30	Quinton McCrary	DB	6-2	222	So.	1L	Columbus, Miss./Columbus
74	Jared McGowen	OT	6-4	305	So.	TR	Hernando, Miss./Univ. of Kentucky
96	David McNair	DT	6-3	256	Sr.	2L	Dunn, N.C./Hargrave Military
77	Albert Means	DT	6-4	328	Sr.	2L	Memphis, Tenn./Univ. of Alabama
22	Cato Mott	DB	5-10	194	Jr.	2L	Orlando, Fla./Apopka
86	Tim Myers	WR	6-0	174	Sr.	SQ	Memphis, Tenn./Whitehaven
3	Derron Parquet	RB	5-11	219	Sr.	1L	Metairie, La./LSU
41	John Patterson	K	6-3	194	Jr.	SQ	Columbia, Tenn./Columbia Central
29	Lionel Pieh	DB	5-10	191	Sr.	3L	Cordova, Tenn./Cordova
17	Javar Pollard	DB	6-0	203	So.	1L	Batesville, Miss./South Panola
84	Mario Pratcher	WR	6-4	211	Jr.	1L	Memphis, Tenn./Trezevant
48	Brandon Roberson	P	6-0	183	Sr.	1L	Ripley, Miss./NE Miss CC
11	Bobby Robison	QB	6-3	213	Sr.	1L	Ft. Walton Beach, Fla./NW Miss CC
53	Jeremy Rone	OT	6-3	272	Sr.	3L	Texarkana, Texas/Liberty Eylau
31	Jamaal Rufus	DB	6-4	205	So.	1L	Memphis, Tenn./Frayser
66	Stephen Schuh	OG	6-1	287	So.	1L	Germantown, Tenn./Germantown
83	Ryan Scott	WR	6-4	206	So.	1L	Jackson, Tenn./Central-Merry
69	Andy Smith	OG	6-4	298	Fr.	RS	Fayetteville, Ga./Starr's Mill
45	Wesley Smith	DB	6-3	194	Jr.	1L	Oxford, Miss./Lafayette County
55	Mike Snyder	ILB	6-2	231	So.	1L	New Orleans, La./John Curtis
15	Michael Spurlock	FB	6-1	221	So.	1L	Germantown, Tenn./Houston
81	Brandon Stewart	WR	5-5	158	Fr.	SQ	Jackson, Tenn./Central-Merry
62	Eddie Strickland	OG	6-2	303	So.	SQ	Memphis, Tenn./Central
47	Sheldon Taylor	OLB	6-2	207	Jr.	2L	Memphis, Tenn./Trezevant
9	Tristan Thomas	DB	6-1	178	Sr.	3L	Marietta, Ga./Marietta
8	Scott Vogel	DB	6-1	193	Jr.	3L	Memphis, Tenn./MUS
51	LaVale Washington	DT	6-1	265	Jr.	2L	New Orleans, La./St. Augustine
80	Von Webb	WR	6-0	177	Sr.	1L	Athens, Ala./Athens
43	Marcus West	DT	6-4	252	Jr.	2L	Columbus, Miss./Columbus
28	Darron White	WR	6-0	200	Sr.	3L	Covington, Tenn./Covington
39	Olen Whitely	DB	6-0	208	So.	1L	Boynton Beach, Fla./Lake Worth
20	DeAngelo Williams	RB	5-10	217	Jr.	2L	Wynne, Ark./Wynne
18	Danny Wimprine	QB	6-1	222	Sr.	3L	River Ridge, La./J.T. Curtis



Wesley Smith



Danny Wimprine



Maurice Avery

Year	Coach	Overall	C-USA	Bowl
2003	Tommy West	9-4-0	5-3	New Orleans
2002	Tommy West	3-9-0	2-6	
2001	Tommy West	5-6-0	3-4	
2000	Rip Scherer	4-7-0	2-5	
1999	Rip Scherer	5-6-0	4-2	
1998	Rip Scherer	2-9-0	1-5	
1997	Rip Scherer	4-7-0	2-3	
1996	Rip Scherer	4-7-0	2-4	
1995	Rip Scherer	3-8-0		
1994	Chuck Stobart	6-5-0		
1993	Chuck Stobart	6-5-0		
1992	Chuck Stobart	6-5-0		
1991	Chuck Stobart	5-6-0		
1990	Chuck Stobart	4-6-1		
1989	Chuck Stobart	2-9-0		
1988	Charlie Bailey	6-5-0		
1987	Charlie Bailey	5-5-1		
1986	Charlie Bailey	1-10-0		
1985	Rey Dempsey	2-7-2		
1984	Rey Dempsey	5-5-1		
1983	Rex Dockery	6-4-1		
1982	Rex Dockery	1-10-0		
1981	Rex Dockery	1-10-0		
1980	R. Williamson	2-9-0		
1979	R. Williamson	5-6-0		
1978	R. Williamson	4-7-0		
1977	R. Williamson	6-5-0		
1976	R. Williamson	7-4-0		
1975	R. Williamson	7-4-0		
1974	Fred Pancoast	7-4-0		
1973	Fred Pancoast	8-3-0		
1972	Fred Pancoast	5-5-1		
1971	Billy J. Murphy	5-6-0		
1970	Billy J. Murphy	6-4-0	Pasadena	
1969	Billy J. Murphy	8-2-0		
1968	Billy J. Murphy	6-4-0		
1967	Billy J. Murphy	6-3-0		
1966	Billy J. Murphy	7-2-0		
1965	Billy J. Murphy	5-5-0		
1964	Billy J. Murphy	5-4-0		
1963	Billy J. Murphy	9-0-1		
1962	Billy J. Murphy	8-1-0		
1961	Billy J. Murphy	8-2-0		
1960	Billy J. Murphy	8-2-0		
1959	Billy J. Murphy	6-4-0		
1958	Billy J. Murphy	4-5-0		
1957	Ralph Hatley	6-4-0		
1956	Ralph Hatley	5-4-1	Burley	
1955	Ralph Hatley	2-7-0		

Year	Coach	Overall	C-USA	Bowl
1954	Ralph Hatley	3-4-3		
1953	Ralph Hatley	6-4-0		
1952	Ralph Hatley	2-7-0		
1951	Ralph Hatley	5-3-0		
1950	Ralph Hatley	9-2-0		
1949	Ralph Hatley	9-1-0		
1948	Ralph Hatley	6-5-0		
1947	Ralph Hatley	6-2-1		
1942	Charlie Jamerson	2-7-0		
1941	C.C. Humphreys	6-3-0		
1940	C.C. Humphreys	5-5-0		
1939	C.C. Humphreys	3-7-0		
1938	Allyn McKeen	10-0-0		
1937	Allyn McKeen	3-6-0		
1936	Zach Curlin	0-9-0		
1935	Zach Curlin	1-6-1		
1934	Zach Curlin	3-3-2		
1933	Zach Curlin	7-1-1		
1932	Zach Curlin	4-5-0		
1931	Zach Curlin	2-5-2		
1930	Zach Curlin	6-3-1		
1929	Zach Curlin	8-0-2		
1928	Zach Curlin	5-3-2		
1927	Zach Curlin	5-3-1		
1926	Zach Curlin	1-8-0		
1925	Zach Curlin	0-7-1		
1924	Zach Curlin	1-7-1		
1923	Lester Barnard	6-3-0		
1922	Lester Barnard	5-2-2		
1921	Rollin Wilson	4-5-1		
1920	Elmore George	0-5-0		
1919	V.M. Campbell	3-4-0		
1918	John Childerson	2-4-0		
1917	V.M. Campbell	3-2-0		
1916	Tom Shea	2-3-1		
1915	Clyde Wilson	4-3-1		
1914	Clyde Wilson	3-5-0		
1913	Clyde Wilson	1-2-0		
1912	Clyde Wilson	1-2-1		

Bowl Results (3-0)

Bowl	Opponent	Result	Year
New Orleans	North Texas	W 27-17	2003
Pasadena	San Jose State	W 28-9	1971
Burley	East Tennessee St.	W 32-12	1956

SOUTHERN MISS



Dr. Shelby F. Thames
President



Richard Giannini
Athletic Director



Jeff Bower
Head Coach



Sonya Varnell
SWA



Mike Montoro
Football SID



M.M. Roberts Stadium (33,000)

QUICK FACTS

Location: Hattiesburg, Miss.

Founded: 1910

Enrollment: 16,000

Nickname: Golden Eagles

Colors: Black and Gold

Stadium: M.M. Roberts Stadium (33,000)

President: Dr. Shelby F. Thames

Athletic Director: Richard Giannini

Faculty Athletics Rep.: Dr. Dennis Phillips

Senior Woman Adm.: Sonya Varnell

Head Coach: Jeff Bower

FOOTBALL FACTS

Basic Offense: Multiple/One Back/Two Back

Basic Defense: 4-3

Lettermen Returning/Lost: 52/14

Starters Returning:

Offense 9

Defense 4

Specialists 4

2003 Record: 9-4

Postseason: Liberty Bowl

All-Time Record: 495-330-27 (.597)

Bowl Appearances: 14

Bowl Record: 5-9

Last Appearance: 2003, Liberty

SPORTS INFORMATION

Assistant AD/Football SID: Mike Montoro

Office Phone: 601/266-4503

Home Phone: 601/579-9573

Fax: 601/266-4507

E-Mail: michael.montoro@usm.edu

Website: www.southernmiss.com

Press Box Phone: 601/266-5523



Golden Eagles

2004 SCHEDULE

Sept. 11	at Nebraska (ABC)	11:00a
Sept. 16 (Thu.)	CALIFORNIA (ESPN)	6:30p
Sept. 25	at Tulane	6:00p
Oct. 2	at USF	6:00p
Oct. 7 (Thu.)	HOUSTON (ESPN 2)	6:00p
Oct. 16	at Alabama	TBA
Oct. 23	EAST CAROLINA	6:30p
Nov. 6	CINCINNATI	2:00p
Nov. 12 (Fri.)	at Memphis (ESPN 2)	7:00p
Nov. 20	at TCU	2:00p
Nov. 27	UAB	2:00p

All times are Central and subject to change
Conference games in bold italics.



JEFF BOWER

Key Dates

Players Report: August 11
Media Day: August 15
Fall Classes Begin: August 23

2003 RESULTS

A30	at California	L	2-34	0-1
S4	at UAB (ESPN 2)	W	17-12	1-1
S13	MEMPHIS	W	23-6	2-1
S25	(11) NEBRASKA (ESPN)	L	14-38	2-2
O4	at Cincinnati	W	22-20	3-2
O11	at Alabama	L	3-17	3-3
O25	USF	W	27-6	4-3
N1	LOUISIANA-LAFAYETTE	W	48-3	5-3
N8	at Houston	W	31-10	6-3
N15	TULANE (ESPN Plus)	W	28-14	7-3
N20	(9) TCU (ESPN)	W	40-28	8-3
N29	at East Carolina	W	38-21	9-3
D31	vs. (25) Utah (ESPN)	L	0-17	9-4

(AXA Liberty Bowl)

Hometown:	Roswell, Ga.
Alma Mater:	Southern Miss '75
Birthdate:	May 28, 1953

COACHING EXPERIENCE

1990-	Southern Miss	Head Coach - 89-62-1 (.589) 13 seasons
1990	Oklahoma State	Offensive Coord./Quarterbacks
1988-89	Southern Miss	Asst. Head Coach/Offensive Coord./Quarterbacks
1987	Wake Forest	Quarterbacks
1982-86	SMU	Quarterbacks
1978-81	Southern Miss	Quarterbacks/Wide Receivers
1976-77	Southern Miss	Graduate Assistant

CAREER RECORD 89-62-1 (.589) 13 seasons

COACHING STAFF

Assistant Head Coach/Defensive Line	Randy Butler (Southern Miss '79)
Running Backs	Jay Johnson (Northern Iowa '92)
Defensive Backs	Ron McCrone (Florida '68)
Tight Ends	Derrick Nix (Southern Miss '02)
Defensive Coordinator/Inside Linebackers	Tyrone Nix (Southern Miss '95)
Outside Linebackers/Defensive Ends	Lytrel Pollard (Southern Miss '98)
Offensive Line	Mitch Rodrigue (Nicholls State '88)
Offensive Coordinator/Quarterbacks	Rip Scherer (William & Mary '74)
Wide Receivers	Dave Warner (Syracuse '82)
Director of Football Operations	John Miller (Southern Miss '99)

FOOTBALL OFFICE

Phone: 601/266-4567 Fax: 601/266-6597

2003 INDIVIDUAL LEADERS

RUSHING	ATT.	YDS.	AVG.	TD	LONG
Anthony Harris	158	671	4.2	7	54
Tim Blackwell	82	332	4.0	3	38
Sherron Moore	53	239	4.5	0	33
TOTALS	524	1587	3.0	14	54

PASSING	ATT.	COMP	PCT.	INT	YARDS	TD
Dustin Almond	251	121	.482	7	1877	13
Micky D'Angelo	69	40	.580	3	503	2
TOTALS	364	188	.516	13	2637	17

RECEIVING	REC	YDS.	AVG.	TD	LONG
Marvin Young	42	703	16.7	7	80
DaRon Lawrence	37	536	14.5	2	50
Antwon Courington	36	532	14.8	3	60
TOTALS	188	2637	14.0	17	80

FIELD GOALS	MADE-ATT.	PCT.	LONG
Darren McCaleb	14-17	.824	47
TOTALS	14-1	.824	47

PUNTING	NO.	YARDS	AVG.	LONG
Luke Johnson	79	3326	42.1	76
TOTALS	84	3360	40.0	76

TACKLES	SOLOS	AST	TOTAL
Rod Davis	111	53	164
Michael Boley	101	50	151
Etric Pruitt	88	44	132
Trevis Coley	62	17	79
Antoine Cash	47	27	74
TOTALS	755	433	1188

INTERCEPTIONS	NO.	YDS.	AVG.	TD
Etric Pruitt	3	32	10.7	0
Trevis Coley	3	18	6.0	0
Greg Brooks	3	24	8.0	0
TOTALS	14	181	12.9	1

2003 TEAM STATISTICS

Category	Southern Miss	Opponents
First Downs	213	223
Rushes-Yards	524-1587	554-2045
Rushing Yards/Game	122.1	157.3
Passes Att./Comp./Int.	364-188-13	366-189-14
Completion Pct.	.516	.516
Passing Yards	2637	2262
Passing Yards/Game	202.8	174.0
Total Off. Plays/Yds	888-4224	920-4307
Total Offense/Game	324.9	331.3
Punts-Average	84-40.0	86-40.2
Punt Returns-Avg.	35-12.9	50-7.5
Kickoff Returns-Avg.	36-22.1	29-20.3
Interceptions-Yards	14-181	13-114
Fumbles-Lost	25-15	31-19
Penalties-Yards	74-596	82-660
3rd Down Conversions	65-200	66-202
3rd Down Conversion Percentage	.320	.330
4th Down Conversions	10-20	8-15
4th Down Conversion Percentage	.500	.530
Sacks By-Yards	36-234	32-192
Avg. Time of Possession	29:44	30:16

Noting the Golden Eagles

- The Golden Eagles were the first C-USA team to post a perfect league mark since the 1999 USM squad, which finished with an 8-0 record. The nine overall wins by the Golden Eagles tied for the most ever under head coach JEFF BOWER, who earned his third Conference USA Coach of the Year honor.
- Head coach JEFF BOWER begins his 14th season as head coach at Southern Miss this fall. Only six I-A coaches have been at their school longer: Penn State's Joe Paterno (38), Bobby Bowden, Florida State (29), Fisher DeBerry, Air Force (20), Frank Beamer, Virginia Tech (17), Bill Snyder, Kansas State (15) and Barry Alvarez, Wisconsin (14). He is the only head coach remaining from C-USA's inaugural season in 1996.
- Senior LB MICHAEL BOLEY led the league and finished seventh in the nation in tackles for loss with 22.5, while registering 151 total tackles (13th in the country). It was his second-straight year with more than 100 tackles.
- Junior DB JOHN EUBANKS had three scores last season — one each on a kickoff return, a fumble return and an interception return. He finished the season ranked fourth in the nation in kickoff return average (29.35).
- Senior WR MARVIN YOUNG averaged 16.7 yards per reception last season (42 for 703) and caught a team-high seven TD passes. He ranks in the top five on USM's receiving list for catches (93), yards (1,432) and TDs (14). Young was 10th in the nation in punt return avg (13.6) last season.
- Despite not becoming the feature back until the final seven games of the season after a switch from fullback, ANTHONY HARRIS ran for a team-high 671 yards and seven touchdowns. He posted four 100-yard rushing games in six regular season starts.

2004 DEPTH CHART

(Returning starters in bold)

LETTERMEN

Returning/Lost: 52/14

STARTERS

Offensive Returning/Lost: 9/2

Defensive Returning/Lost: 4/7

Special Teams Returning/Lost: 4/0

OFFENSE

SE	Daron Lawrence , Anthony Perine
LT	Chris White , Chris Clark
LG	Travis Cooley , Ricardo Clark
C	Addaryl Edwards, Robby D'Angelo
RG	George Batiste , Bradley Worthington
RT	Jeremy Parquet , Myron Powe
TE	Otho Graves, Patrick Corbett
QB	Dustin Almond , Jeremy Young, Damion Carter
FL	Antwon Courington , Chris Rhoden
WR	Marvin Young , Adam Hurst
FB	Wayne Hardy, Bobby Weakley
RB	Anthony Harris , Tim Blackwell

DEFENSE

DE	Matthew Chatelain, Tom Johnson
NT	Chad Ruffin , Martavious Prince
DT	Eric Scott , Terrance Ford
BAN	Robert Henderson, Jonathan Palmer
SLB	Michael Boley , Terry Anderson
MLB	Dillon Cleckler, Kevis Coley
WLB	Antoine Cash , Naton Stewart
FC	Seth Cumbie, James Nelson
R	Nate Young, Pierre Hutchins
FS	Trevis Coley, Darrell Bennett
BC	John Eubanks, Caleb Hendrix

SPECIALISTS

K	Darren McCaleb
P	Luke Johnson
KR	John Eubanks , Jasper Faulk
PR	Marvin Young , John Eubanks

KEY LOSSES

WR	Kenneth Johnson
C	Jim Hicks
TE	Terrell Browden
DE	Ronald Jones
DE	Terrell Paul
MLB	Rod Davis
BC	Greg Brooks
ROV	Alex Ray
FC	Corey Yates



Marvin Young

2004 SPRING SIGNEES

NAME	POS.	HT.	WT.	YR.	HOMETOWN/HS, JC or COLLEGE
Britt Barefoot	K/P	6-1	170	Fr.	Laurel, Miss./West Jones
C.J. Barrows	RB	6-2	195	Fr.	Powder Springs, Ga./McEachern
Ivory Bradshaw	ATH	6-2	185	Fr.	Bastrop, La./Bastrop
Ricardo Clark	OL	6-3	280	Jr.	Shannon, Miss./Itawamba CC
Travis Clark	QB	6-0	200	Fr.	Lincolnton, Ga./Lincoln County
Dustin Danzie	DB	6-1	180	Fr.	Homer, La./Homer
Eric Elijah	DL	6-3	305	Fr.	Donalsonville, Ga./Seminole Co.
Wesley Housley	OL	6-3	270	Fr.	LaPlace, La./East St. John
Thomas Johnson	DL	6-4	290	Jr.	Moss Pt., Miss./Miss. Gulf Coast CC
Cedrick Jones	DE	6-6	225	Fr.	Waynesboro, Miss./Wayne Co.
Joseph Leech	OL	6-4	280	Jr.	Amory, Miss./Itawamba CC
Cole Mason	FB	6-1	240	Fr.	Parrish, Ala./Parrish
Gerald McRath	OLB	6-2	210	Fr.	Powder Springs, Ga./McEachern
Tony Miner	RB	5-10	200	Fr.	Jackson, Miss./Jim Hill
Lance Moore	DB	6-1	175	Fr.	Leakesville, Miss./Greene Co.
Shawn Nelson	TE	6-4	220	Fr.	Gonzales, La./East Ascension
Howard Overby	DB	6-0	200	Jr.	Mendenhall, Miss./Copiah-Lincoln CC
Eric Phillips	DL	6-6	250	Fr.	Birmingham, Ala./Wenonah
Brandon Sumrall	DB	5-11	185	Fr.	Beaumont, Miss./Perry Central
Maurice Taylor	WR	6-0	160	Fr.	Vicksburg, Miss./Vicksburg
Philip Tobias	OL	6-4	280	Fr.	Brookhaven, Miss./Brookhaven
Ladarius Webb	DB/ATH	6-0	160	Fr.	Opelika, Ala./Beauregard
Eddie Willingham	DB	5-11	170	Fr.	Daytona Beach, Fla./Seabreeze

2004 ROSTER



NO.	NAME	POS.	HT.	WT.	YR.	EXP.	HOMETOWN/HS, JC or COLLEGE
9	Dustin Almond	QB	6-2	212	Jr.	2L	Orange Park, Fla./Orange Park
14	Marcus Anderson	DB	5-9	187	Fr.	SO	St. Petersburg, Fla./Lakewood
32	Terry Anderson	LB	6-2	220	Sr.	3L	New Orleans, La./McDonogh 35
31	John Archie	DB	6-2	222	So.	2L	Canton, Miss./Madison Central
13	Todd Arnold	WR	6-0	200	So.	--	Gulfport, Miss./Gulfport
57	DeMarcus Barner	DE	6-0	242	Sr.	1L	Newnan, Ga./East Coweta/Hutchinson CC (Kan.)
70	George Batiste	OL	6-5	306	So.	1L	Avondale, La./L.W. Higgins
12	Darrell Bennett	DB	6-0	210	Jr.	2L	Lake Charles, La./Washington-Marion
23	Tim Blackwell	RB	6-0	198	Sr.	2L	Mt. Olive, Miss./Mize
52	Kenneth Boley	LB	6-1	220	So.	SO	Athens, Ala./Elkmont
27	Michael Boley	LB	6-3	228	Sr.	3L	Athens, Ala./Elkmont
2	Damion Carter	QB	6-3	187	So.	1L	New Orleans, La./Isidore Newman
82	Josh Carwile	WR	5-9	190	Jr.	JC	Columbus, Miss./East Mississippi CC
42	Antoine Cash	LB	6-1	223	Sr.	3L	Anguilla, Miss./South Delta
99	Greg Casnave	DL	6-3	286	So.	1L	Lacombe, La./Fontainebleau
84	Pedi Causey	TE	6-3	239	Jr.	2L	Franklinton, La./Franklinton
89	Derek Chapman	TE	6-5	265	Fr.	SO	Germantown, Tenn./Germantown
76	Matthew Chatelain	LB	6-2	244	Fr.	SO	Metairie, La./Rummel
60	Chris Clark	OL	6-5	263	Fr.	SO	New Orleans, La./McDonogh 35
75	Ricardo Clark	OL	6-1	300	Jr.	JC	Shannon, Miss./Itawamba CC
51	Dillon Cleckler	LB	6-2	233	Sr.	3L	Pensacola, Fla./Pine Forest
45	Kevis Coley	LB	6-1	223	Jr.	2L	Palatka, Fla./Palatka
18	Trevis Coley	DB	6-2	216	Jr.	2L	Palatka, Fla./Palatka
55	Travis Cooley	OL	6-3	280	So.	1L	Waynesboro, Miss./Wayne County
38	Patrick Corbett	TE	6-5	270	Sr.	2L	Kosciusko, Miss./Kosciusko
80	Antwon Courington	WR	6-2	205	Jr.	2L	Jasper, Ala./Walker
15	Seth Cumbie	DB	5-11	179	Sr.	3L	Pace, Fla./Pace
61	Stephen Daigle	LS	6-0	228	So.	1L	Molino, Fla./Tate
56	Robby D'Angelo	OL	6-2	274	So.	1L	Gulfport, Miss./Harrison Central
59	James Denley	LB	6-2	221	Fr.	SO	Foley, Ala./Foley
20	Ryan Earnest	RB	5-6	185	Sr.	1L	Laurel, Miss./Laurel/Jones JC
67	Addaryl Edwards	OL	6-2	286	Sr.	2L	Amite, La./Amite
1	John Eubanks	DB	5-11	177	Jr.	2L	Mound Bayou, Miss./Cleveland
21	Jasper Faulk	DB	5-10	185	So.	1L	Lafayette, La./Lafayette
95	Terrance Ford	DL	6-1	300	Jr.	2L	Gheens, La./Central Lafourche
29	Jeff Garvis	RB	5-9	180	So.	--	Jackson, Miss./Bailey
19	Otho Graves	TE	6-4	258	Sr.	1L	Bassfield, Miss./Pearl River CC
28	Ty Gunter	RB	5-10	215	Fr.	HS	Grand Bay, Ala./Grand Bay
34	Wayne Hardy	RB	6-0	227	So.	1L	Monticello, Miss./Lawrence County
3	Anthony Harris	RB	5-10	222	Jr.	2L	Demopolis, Ala./Demopolis
45	Robert Henderson	LB	6-3	250	Fr.	SO	Ponchatoula, La./Ponchatoula
82	Caleb Hendrix	DB	5-10	177	So.	1L	Ensley, Ala./P.D. Jackson - Olin
37	Cody Hull	RB	6-0	197	Fr.	SO	Hattiesburg, Miss./Oak Grove
25	Adam Hurst	WR	5-10	178	Fr.	1L	Mandeville, La./Fontainebleau
26	Pierre Hutchins	DB	5-8	179	Sr.	3L	Tuscaloosa, Ala./Central
22	Thomas Jackson	RB	5-5	228	Jr.	SO	McComb, Miss./Southwest CC
17	Luke Johnson	P/K	6-0	247	Jr.	1L	Laurel, Miss./West Jones
9	Robert Johnson	DB	5-10	175	Fr.	SO	Gulfport, Miss./Harrison Central
90	Tom Johnson	DE	6-3	280	Jr.	JC	Moss Point, Miss./Gulf Coast CC
58	Adam Kelly	LS	6-2	250	Sr.	1L	Hattiesburg, Miss./Pearl River CC
95	Johnathan Landor	DL	6-4	272	Fr.	SO	Mandeville, La./Fountainbleau
85	DaRon Lawrence	WR	6-3	205	Sr.	3L	Orlando, Fla./Colonial
79	Joseph Leech	OL	6-4	283	Jr.	JC	Amory, Miss./Itawamba CC
86	Frank Lesure	WR	6-2	220	Jr.	SO	Greenville, Miss./T.L. Weston
50	Akeem Lockett	DE	6-2	250	Jr.	2L	Ripley, Miss./Ripley
52	Don Loehr	LB	6-0	225	Fr.	SO	Mandeville, La./Mandeville
16	Darren McCaleb	K	5-11	167	So.	1L	Biloxi, Miss./D'Iberville
58	John McMahan	LB	5-10	210	Fr.	SO	Hattiesburg, Miss./Hattiesburg
73	Neal Mead	OL	6-4	315	Jr.	2L	Collins, Miss./Collins
30	Sherron Moore	RB	6-1	215	Sr.	1L	Calhoun, Miss./Northwest CC
25	James Nelson	DB	5-10	165	Fr.	SO	Birmingham, Ala./A. H. Parker
23	Yamil Ortega	DB	6-1	209	Jr.	SO	Pennsauken, N.J./Pennsauken
8	Howard Overby	DB	5-11	191	Jr.	JC	Mendenhall, Miss./Copiah-Lincoln CC
48	Jonathan Palmer	DE	6-3	260	So.	1L	Tyler, Texas/Lee
77	Jeremy Parquet	OL	6-7	337	Sr.	3L	Norco, La./Destrehan
98	Jared Parten	DL	6-2	271	Fr.	SO	Collinsville, Miss./West Lauderdale
53	Tyler Patterson	LB	5-9	230	So.	SO	Clanton, Ala./Chilton County
40	LeVon Pears	DE	6-0	256	Sr.	3L	Mobile, Ala./UMS Wright Prep
83	Anthony Perine	WR	6-0	173	So.	1L	Lucedale, Miss./George County
3	Emmanuel Perkins	DB	6-1	201	Fr.	SO	Brookhaven, Miss./Brookhaven
72	Myron Powe	OL	6-4	310	Sr.	3L	Camden, Ala./Wilcox Central
97	Martavious Prince	DL	6-2	285	Fr.	SO	Ft. Pierce, Fla./Ft. Pierce Westwood
6	Stephen Pusha	RB	5-7	180	Fr.	HS	Columbus, Miss./Columbus
81	Chris Rhoden	WR	6-4	183	Fr.	SO	MacClenny, Fla./Baker County
43	Chaz Richards	LB	5-11	230	Fr.	SO	Troy, Ala./Charles Henderson
96	Chad Ruffin	DL	6-0	295	Sr.	3L	New Orleans, La./Edna Karr
92	Eric Scott	DL	6-0	317	Sr.	3L	Scottsboro, Ala./Scottsboro
96	Rashad Smith	LB	5-10	230	Jr.	SO	Canton, Miss./Velma Jackson
49	Naton Stewart	LB	6-3	239	Jr.	2L	Vero Beach, Fla./Vero Beach
41	Carsha Stomas	LB	6-2	208	Sr.	3L	Cantonment, Fla./Tate
62	Greg Taylor	OL	6-5	315	Fr.	SO	Daytona Beach, Fla./Seabreeze
22	Larry Thomas	RB	6-0	192	Fr.	SO	Jackson, Miss./Callaway
74	Rick Thompson	OL	6-1	274	Fr.	SO	Mobile, Ala./Baker
11	James Walley	DB	5-10	198	Sr.	3L	State Line, Miss./Greene County
33	Bobby Weakley	RB	5-10	230	So.	1L	Brandon, Miss./Brandon
54	Kendel Wheeler	OL	6-3	290	Jr.	SO	Petal, Miss./Petal
66	Chris White	OL	6-3	280	Sr.	1L	Winona, Miss./Holmes CC
39	Alan Whitney	TE	6-3	264	So.	1L	Fairhope, Ala./Fairhope
81	Kelcey Winters	WR	6-0	199	Jr.	SO	Durant, Miss./Durant
71	Bradley Worthington	OL	6-4	303	Jr.	SO	Highland Home, Ala./Highland Home
10	Jeremy Young	QB	6-3	204	Fr.	SO	Jackson, Miss./Provine
88	Marvin Young	WR	6-0	165	Sr.	3L	Clarksdale, Miss./Clarksdale
7	Nate Young	DB	5-11	188	Sr.	TR	Jackson, Miss./Wyoming



Antoine Cash



Anthony Harris



Jeremy Parquet

Year	Coach	Overall	C-USA	Bowl
2003	Jeff Bower	9-4-0	8-0	Liberty
2002	Jeff Bower	7-6-0	5-3	Houston
2001	Jeff Bower	6-5-0	4-3	
2000	Jeff Bower	8-4-0	4-3	Mobile
1999	Jeff Bower	9-3-0	6-0	Liberty
1998	Jeff Bower	7-5-0	5-1	Humanitarian
1997	Jeff Bower	9-3-0	6-0	Liberty
1996	Jeff Bower	8-3-0	4-1	
1995	Jeff Bower	6-5-0		
1994	Jeff Bower	6-5-0		
1993	Jeff Bower	3-7-1		
1992	Jeff Bower	7-4-0		
1991	Jeff Bower	4-7-0		
1990	C. Hallman/J. Bower	8-4-0		All-American
1989	Curley Hallman	5-6-0		
1988	Curley Hallman	10-2-0		Independence
1987	Jim Carmody	6-5-0		
1986	Jim Carmody	6-5-0		
1985	Jim Carmody	7-4-0		
1984	Jim Carmody	4-7-0		
1983	Jim Carmody	7-4-0		
1982	Jim Carmody	7-4-0		
1981	Bobby Collins	9-2-1		Tangerine
1980	Bobby Collins	9-3-0		Independence
1979	Bobby Collins	6-4-1		
1978	Bobby Collins	7-4-0		
1977	Bobby Collins	6-6-0		
1976	Bobby Collins	3-8-0		
1975	Bobby Collins	8-3-0		
1974	P.W. Underwood	6-5-0		
1973	P.W. Underwood	6-4-1		
1972	P.W. Underwood	3-7-1		
1971	P.W. Underwood	6-5-0		
1970	P.W. Underwood	5-6-0		
1969	P.W. Underwood	5-5-0		
1968	P.W. Underwood	4-6-0		
1967	Thad (Pie) Vann	6-3-0		
1966	Thad (Pie) Vann	6-4-0		
1965	Thad (Pie) Vann	7-2-0		
1964	Thad (Pie) Vann	6-3-0		
1963	Thad (Pie) Vann	5-3-1		
1962	Thad (Pie) Vann	9-1-0		
1961	Thad (Pie) Vann	8-2-0		
1960	Thad (Pie) Vann	6-4-0		
1959	Thad (Pie) Vann	6-4-0		
1958	Thad (Pie) Vann	9-0-0		Tangerine
1957	Thad (Pie) Vann	8-3-0		Tangerine
1956	Thad (Pie) Vann	7-2-1		
1955	Thad (Pie) Vann	9-1-0		
1954	Thad (Pie) Vann	6-4-0		
1953	Thad (Pie) Vann	9-2-0		Sun
1952	Thad (Pie) Vann	10-2-0		Sun

Year	Coach	Overall	C-USA	Bowl
1951	Thad (Pie) Vann	6-5-0		
1950	Thad (Pie) Vann	5-5-0		
1949	Thad (Pie) Vann	7-3-0		
1948	Reed Green	7-3-0		
1947	Reed Green	7-3-0		
1946	Reed Green	7-3-0		
1942	Reed Green	4-0-0		
1941	Reed Green	9-0-1		
1940	Reed Green	7-4-0		
1939	Reed Green	4-2-3		
1938	Reed Green	7-2-0		
1937	Reed Green	7-3-0		
1936	Pooley Hubert	7-2-1		
1935	Pooley Hubert	6-4-0		
1934	Pooley Hubert	3-4-2		
1933	Pooley Hubert	3-5-2		
1932	Pooley Hubert	5-4-0		
1931	Pooley Hubert	3-5-1		
1930	John Lumpkin	3-5-1		
1929	W.B. Saunders	2-6-1		
1928	W.B. Saunders	4-5-0		
1927	Herschel Bobo	3-4-1		
1926	Herschel Bobo	3-4-1		
1925	Herschel Bobo	0-6-0		
1924	Herschel Bobo	3-3-2		
1923	O.V. Austin	3-3-0		
1922	O.V. Austin	2-6-0		
1921	O.V. Austin	3-4-0		
1920	B.B. O'Mara	5-2-1		
1919	Cephus Anderson	4-1-2		
1916	A.B. Dillie	0-2-0		
1915	A.B. Dillie	4-4-0		
1914	A.B. Dillie	1-2-1		
1913	M.J. Williams	1-5-1		
1912	R.G. Slay	2-1-0		

Bowl Results (5-9)

Bowl	Opponent	Result	Year
Liberty	Utah	L 0-17	2003
Houston	Oklahoma State	L 23-33	2002
Mobile	TCU	W 28-21	2000
Liberty	Colorado State	W 23-17	1999
Humanitarian	Idaho	L 35-42	1998
Liberty	Pittsburgh	W 41-7	1997
All-American	North Carolina State	L 27-31	1990
Independence	Texas-El Paso	W 38-18	1988
Tangerine	Missouri	L 17-19	1981
Independence	McNeese State	W 16-14	1980
Tangerine	East Texas State	L 9-10	1958
Tangerine	West Texas State	L 13-20	1957
Sun	Pacific	L 7-26	1954
Sun	Texas-El Paso	L 14-37	1953

TCU



Victor Boschini
Chancellor



Eric Hyman
Athletic Director



Gary Patterson
Head Coach



Marcy Girton
SWA



Steve Fink
Football SID



Amon G. Carter Stadium (44,008)

QUICK FACTS

Location: Fort Worth, Texas
Founded: 1873
Enrollment: 8,066
Nickname: Horned Frogs
Colors: Purple and White
Stadium: Amon G. Carter Stadium (44,008)
Chancellor: Victor Boschini
Athletic Director: Eric Hyman
Faculty Athletics Rep.: Rhonda Hatcher
Senior Woman Adm.: Marcy Girton
Head Coach: Gary Patterson

FOOTBALL FACTS

Basic Offense:	Multiple
Basic Defense:	4-2-5
Lettermen Returning/Lost:	46/19
Starters Returning:	
Offense	8
Defense	4
Specialist	1
2003 Record:	11-2
Postseason:	Fort Worth Bowl
All-Time Record:	511-495-57 (.505)
Bowl Appearances:	21
Bowl Record:	7-12-1
Last Appearance:	2003, Fort Worth Bowl

SPORTS INFORMATION

SID: Steve Fink
Office Phone: 817/257-5394
Home Phone: 817/263-4698
Fax: 817/257-7964
E-Mail: s.fink@tcu.edu
Website: www.gofrogs.com
Press Box Phone: 817/257-7981/7982

Horned Frogs

2004 SCHEDULE

Sept. 2 (Thu.)	NORTHWESTERN (ESPN 2)	8:30p
Sept. 11	SMU	6:00p
Sept. 18	at Texas Tech	11:30a
Sept. 25	USF	6:00p
Oct. 2	at Army	Noon
Oct. 15 (Fri.)	at UAB (ESPN)	7:00p
Oct. 23	HOUSTON	6:00p
Oct. 30	at Cincinnati	2:00p
Nov. 10 (Wed.)	at Louisville (ESPN 2)	7:00p
Nov. 20	SOUTHERN MISS	2:00p
Nov. 27	TULANE	2:00p

All times are Central and subject to change
Conference games in bold italics.



GARY PATTERSON

Key Dates

Players Report: August 8

Media Day: August 7

Fall Classes Begin: August 25

2003 RESULTS

S1	at Tulane (ESPN)	W	38-35	1-0
S6	NAVY	W	17-3	2-0
S20	VANDERBILT	W	30-14	3-0
S27	at Arizona	W	13-10	4-0
04	ARMY	W	27-0	5-0
010	at USF (ESPN 2)	W	13-10	6-0
018	UAB	W	27-24	7-0
025	at Houston	W	62-55	8-0
N5	(25) LOUISVILLE (ESPN 2)	W	31-28	9-0
N15	CINCINNATI	W	43-10	10-0
N20	at Southern Miss (ESPN)	L	28-40	10-1
N29	at SMU	W	20-13	11-1
D23	vs. (16) Boise State	L	31-34	11-2

(PlainsCapital Fort Worth Bowl)

Hometown:
Alma Mater:
Birthdate:

Rozel, Kan.
Kansas State '83
February 13, 1960

COACHING EXPERIENCE

2000-	TCU	Head Coach - 27-11 (.711) 3 seasons
1998-2000	TCU	Defensive Coordinator/Safeties
1996-97	New Mexico	Defensive Coordinator/Safeties
1995	Navy	Secondary
1992-94	Utah State	Secondary
1992	Oregon Lightning Bolts	
1989-91	Sonoma (Calif.) State	Defensive Coordinator
1988	Pittsburg State	Linebackers
1987	Cal Lutheran	Defensive Coordinator
1986	California-Davis	Linebackers
1983-84	Tennessee Tech	Linebackers
1982	Kansas State	Graduate Assistant

CAREER RECORD 27-11 (.711) 3 seasons

COACHING STAFF

Wide Receivers	Jarrett Anderson (New Mexico '93)
Defensive Coordinator/Defensive Line	Dick Bumpas (Arkansas '73)
Safeties	Chad Glasgow (Oklahoma State '95)
Cornerbacks	Charles McMillian (Utah State '95)
Linebackers	Kyle Nystrom (Michigan State '88)
Offensive Coordinator/Running Backs	Mike Schultz (Sam Houston State '79)
Tight Ends/Special Teams	Dan Sharp (TCU '88)
Assistant Head Coach/Offensive Line	Eddie Williamson (Davidson '74)
Quarterbacks	Dick Winder (Utah State '64)
Director of Football Operations	Mike Sinquefield (LSU '92)

Football Office

Phone: 817/257-7986 Fax: 817/257-7699

2003 INDIVIDUAL LEADERS

RUSHING	ATT.	YDS.	AVG.	TD	LONG
Robert Merrill	201	1107	5.5	4	58
Lonta Hobbs	169	659	3.9	9	23
Brandon Hassell	120	369	3.1	5	27
TOTALS	659	2700	4.1	27	58

PASSING	ATT.	COMP	PCT.	INT	YARDS	TD
Brandon Hassell	240	136	.567	8	2039	10
Tye Gunn	102	61	.598	3	788	2
TOTALS	349	199	.570	11	2881	12

RECEIVING	REC	YDS.	AVG.	TD	LONG
Reggie Harrell	58	1012	17.4	2	98
Cory Rodgers	37	590	15.9	5	60
Bruce Galbert	19	269	14.2	1	40
Cody McCarty	16	252	15.8	0	55
TOTALS	199	2881	14.5	12	98

FIELD GOALS	MADE-ATT.	PCT.	LONG
Nick Browne	28-33	.848	50
TOTALS	28-34	.824	50

PUNTING	NO.	YARDS	AVG.	LONG
John Brazier	66	2568	38.9	58
TOTALS	66	2568	38.9	58

TACKLES	SOLOS	AST	TOTAL
Martin Patterson	58	45	103
Jeremy Modkins	72	27	99
Josh Goolsby	43	39	82
Brandon Williams	55	13	68
Chris Peoples	44	17	61
TOTALS	594	300	894

INTERCEPTIONS	NO.	YDS.	AVG.	TD
Mark Walker	5	25	5.0	0
Marvin Godbolt	4	45	11.2	0
Chris Peoples	2	42	21.0	0
TOTALS	18	143	7.9	0

2003 TEAM STATISTICS

Category	TCU	Opponents
First Downs	297	224
Rushes-Yards	659-2700	443-1218
Rushing Yards/Game	207.7	93.7
Passes Att./Comp./Int.	349-199-11	423-218-18
Completion Pct.	.570	.515
Passing Yards	2881	3325
Passing Yards/Game	221.6	255.8
Total Off. Plays/Yds	1008-5581	866-4543
Total Offense/Game	429.3	349.5
Punts-Average	66-38.9	82-41.4
Punt Returns-Avg.	38-10.7	34-8.5
Kickoff Returns-Avg.	33-19.5	53-20.6
Interceptions-Yards	18-143	11-81
Fumbles-Lost	23-12	27-9
Penalties-Yards	105-938	93-875
3rd Down Conversions	88-209	63-197
3rd Down Conversion Percentage	.420	.320
4th Down Conversions	7-15	11-23
4th Down Conversion Percentage	.470	.480
Sacks By-Yards	39-274	31-158
Avg. Time of Possession	32:32	27:28

Noting the Horned Frogs

- TCU was nationally-ranked in both polls, marking the first time since the 1950's that the Horned Frogs finished back-to-back seasons nationally-ranked. At 11-2, the Frogs posted their first 11-win season since the 1938 National Champion TCU squad went undefeated.
- Running back ROBERT MERRILL became the second straight TCU freshman to run for 1,000 yards, finishing with 1,107 yards, the most ever by a first-year Horned Frog. Merrill becomes just the ninth player in TCU history to rush for 1,000 yards in a season.
- Junior WR REGGIE HARRELL became the first TCU receiver to ever have 1,000 receiving yards, setting a single-season school record with 1,012.
- Junior RB LONTA HOBBS led the team in touchdowns for the second straight season with nine and he has 22 TDs in his first 19 collegiate games.
- Sophomore WR/KR/PR CORY RODGERS was fourth in C-USA in all-purpose yardage last season (114.6 yards per game). He had 37 catches for 590 yards and caught five TD's, while rushing for three more. Rodgers averaged 22.1 yards on 23 kickoff returns and 11.0 yards on 32 punt returns.
- Junior LB MARTIN PATTERSON posted a team-high 103 tackles, including 17 tackles for loss (second on the squad).
- Senior WS MARVIN GODBOLT earned third team All-C-USA honors, despite missing eight games with a knee injury. He picked off four passes in four games prior to the injury and had 23 tackles in those games.
- TCU played six games that were decided by exactly three points in 2003, going 5-1 in those games.

2004 DEPTH CHART

(Returning starters in bold)

LETTERMEN

Returning/Lost: 46/19

STARTERS

Offensive Returning/Lost: 8/3

Defensive Returning/Lost: 4/7

Special Teams Returning/Lost: 1/1

*OFFENSE

WR (X)	Quentily Harmon, Ervin Dickerson
WR (H)	Reggie Harrell , Marcus Brock, Ryan Pearson
WR (Z)	Cory Rodgers, Matthew Grimmett
LT	Anthony Alabi , Michael Toudouze, Wade Sisk
LG	Stephen Culp, Shane Sims, Maurice Bouldwin
C	Chase Johnson , Will Oliver
RG	Zach Bray , Ben Angeley
RT	Herbert Taylor , Marvin Pearson
TE	Cody McCarty , Chad Andrus, Brent Hecht
QB	Brandon Hassell , Tye Gunn, James Battle
FB	Marcus Draper, Tanner Davidson
TB	Robert Merrill , Lonta Hobbs

DEFENSE

LDE	Jamison Newby, Chris Hayes, Chase Ortiz
DT	Jared Kesler, Jared Retkofsky, Jeremy Breedlove
NT	Terence James, Zarnell Fitch
RDE	Ranorris Ray, Andrew Calovich, Tommy Blake
MLB	Martin Patterson , Shawn Brooks
SLB	Logo Tevaseu, David Hawthorne, Andrew Ward
LCB	Mark Walker , Quincy Butler
WS	# Marvin Godbolt , Eric Buchanan, David Roach
SS	Flander Malone, Ken Lewis, Brian Bonner,
FS	Jeremy Modkins , Elvis Gallegos
RCB	Jerome Braziel, Drew Coleman

SPECIALISTS

K	Mike Wynn
P	John Braziel
KR	Cory Rodgers , Michael DePriest
PR	Cory Rodgers , Mark Walker

KEY LOSSES

OG	John Glud
FB	Kenny Hayter
LB	Josh Goolsby
DE	Bo Schobel
DE	Robert Pollard
NT	Chad Pugh
CB	Tyrone Sanders
SS	Brandon Williams
K	Nick Browne

*12 players are listed on offense because of the variety of TCU's sets.

#2002 starter that missed much of last season due to injury




Robert Merrill

2004 SPRING SIGNEES

NAME	POS.	HT.	WT.	YR.	HOMETOWN/HS, JC or COLLEGE
Walter Bryant	WR	6-4	200	Fr.	San Angelo, Texas/Central
Quincy Butler	CB	6-0	180	Jr.	San Antonio, Texas/Roosevelt/Tyler JC
Robert Clark	OL	6-7	250	Fr.	Weatherford, Texas/Weatherford
Drew Coleman	CB	5-11	175	Jr.	Henderson, Texas/Trinity Valley CC
Steven Coleman	S	6-2	190	Fr.	Dallas, Texas/Lake Highlands
Zarnell Fitch	DT	6-3	300	Jr.	Spencer, Okla./Star Spencer/Navarro JC
Chris Hayes	DE	6-1	240	Jr.	Fort Worth, Texas/Wyatt/Kilgore JC
Brent Hecht	TE	6-4	247	Jr.	Bern, Kansas/Butler County CC
Jesse Hejny	DE	6-3	245	Jr.	Fallon, Nev./Churchill County/Butte CC
Robert Henson	LB	6-1	205	Fr.	Longview, Texas/Longview
Detrick James	WR	5-9	175	Fr.	Shreveport, La./Evangel Christian
Donald Massey	WR	5-11	170	Fr.	Hillsboro, Texas/Hillsboro
Otis McDaniel	WR	6-0	185	Fr.	San Antonio, Texas/Taft
Giles Montgomery	TE/DE	6-3	235	Fr.	Sweetwater, Texas/Sweetwater
Cody Moore	DT	6-1	265	Fr.	Comfort, Texas/Comfort
Matt Panfil	S	6-1	180	Fr.	Fort Worth, Texas/North Crowley
Jason Phillips	FB/LB	6-1	215	Fr.	Waller, Texas/Waller
Preston Phillips	OL	6-6	270	Fr.	Amarillo, Texas/Tascosa
Heath Raetz	OL	6-5	250	Fr.	Burleson, Texas/Burleson
Shae Reagan	QB	6-4	255	Fr.	Idalou, Texas/Idalou
Blake Schlueter	OL	6-4	245	Fr.	Ganado, Texas/Ganado
Justin Watts	TB	5-10	195	Fr.	Center, Texas/Center

2004 ROSTER

NO.	NAME	POS.	HT.	WT.	YR.	EXP.	HOMETOWN/HS, JC or COLLEGE
55	Anthony Alabi	OT	6-6	323	Sr.	3L	San Antonio, Texas/Antonian Prep
2	Clif Alexander	DS	5-11	227	Sr.	2L	Floresville, Texas/Alamo Heights
91	Chad Andrus	TE	6-4	236	Jr.	2L	Keller, Texas/Keller
1	Ben Angeley	C	6-4	299	Jr.	SQ	Springlake, Texas/Earth
16	Jeff Ballard	QB	6-1	204	So.	SQ	Friendswood, Texas/Friendswood
9	James Battle	QB	6-1	203	Fr.	RS	Denton, Texas/Ryan
39	Tommy Blake	DE	6-3	246	Fr.	RS	Aransas Pass, Texas/Aransas Pass
26	Brian Bonner	SS	5-11	203	Fr.	RS	Beeville, Texas/A.C. Jones
95	Maurice Bouldwin	DE	6-4	270	So.	1L	LaGrange, Texas/LaGrange
24	Kenny Boyd	TB	6-1	214	Sr.	1L	Omaha, Texas/Pewitt
79	Zach Bray	OG	6-4	312	Sr.	1L	Montgomery, Texas/Montgomery
14	Jerome Braziel	CB	5-11	170	Sr.	1L	Fort Worth, Texas/Dunbar
6	John Braziel	P	6-3	216	Sr.	2L	Houston, Texas/Klein Forest
99	Jeremy Breedlove	DT	6-3	265	Jr.	1L	Corpus Christi, Texas/Miller
3	Marcus Brock	WR	6-0	204	So.	1L	Lindale, Texas/Lindale
53	Shawn Brooks	LB	6-0	202	Jr.	1L	Houston, Texas/Jersey Village
25	Eric Buchanan	WS	5-10	196	So.	1L	Glen Heights, Texas/DeSoto
4	Quincy Butler	CB	6-0	179	Jr.	TR	San Antonio, Texas/Roosevelt/Tyler JC
96	Andrew Calovich	DE	6-1	221	Sr.	3L	Overland Park, Kan./Aquinas
13	Chris Clarke	CB	5-9	176	Fr.	RS	Cave Creek, Ariz./Cactus Shadows
11	Drew Coleman	CB	5-11	173	Jr.	TR	Henderson, Texas/Trinity Valley CC
11	Nate Crosby	QB	6-0	180	Fr.	RS	Tulsa, Okla./Holland Hall
69	Stephen Culp	OG	6-4	307	Jr.	2L	Tyler, Texas/Lee
89	Quinton Cunigan	DE	6-3	223	Fr.	RS	Wills Point, Texas/Wills Point
12	Reeves Dalton	P	6-0	185	Jr.	1L	Chapel Hill, N.C./E. Chapel Hill
26	Tanner Davidson	FB	5-9	200	Jr.	1L	Aledo, Texas/Aledo
19	Michael DePriest	WR	6-0	198	So.	1L	Keller, Texas/Fossil Ridge
85	Ervin Dickerson	WR	6-1	200	Fr.	RS	Beeville, Texas/A.C. Jones
44	Marcus Draper	FB	5-11	233	Fr.	RS	Bangs, Texas/Bangs
49	Trey Englert	TE	6-3	237	Fr.	RS	Houston, Texas/St. Thomas
67	Zarnell Fitch	DT	6-3	304	Jr.	TR	Spencer, Okla./Star Spencer/Navarro JC
31	Elvis Gallegos	FS	6-0	199	So.	1L	N. Richland Hills, Texas/Richland
23	Marvin Godbolt	WS	6-0	208	Sr.	3L	San Antonio, Texas/Taft
83	Ryan Gregg	WR	6-1	185	Fr.	HS	McKinney, Texas/McKinney
82	Matt Grimmett	WR	6-1	185	Jr.	1L	Snyder, Texas/Snyder
15	Tye Gunn	QB	6-3	214	Jr.	2L	LaGrange, Texas/LaGrange
48	Jonathan Hale	P	5-7	192	Fr.	RS	Lufkin, Texas/Lufkin
37	Quentily Harmon	WR	6-1	184	So.	1L	Jacksonville, Texas/Jacksonville
81	Reggie Harrell	WR	6-3	215	Sr.	2L	Arlington, Texas/Arlington
7	Brandon Hassell	QB	6-1	200	Sr.	1L	Arlington, Texas/Sam Houston
46	David Hawthorne	LB	6-0	221	Fr.	RS	Corsicana, Texas/Corsicana
94	Chris Hayes	DE	6-1	226	Jr.	TR	Fort Worth, Texas/Wyatt/Kilgore JC
80	Brent Hecht	TE	6-4	256	Jr.	TR	Bern, Kan./Bern/Butler Co. CC
73	Adam High	OL	6-0	300	Fr.	RS	Amarillo, Texas/Amarillo
30	Lonta Hobbs	TB	5-10	220	Jr.	2L	Clarksville, Texas/Clarksville
12	Chad Huffman	QB	6-0	206	Fr.	RS	Missouri City, Texas/Elkins
47	William Jackson	LB	6-0	237	Fr.	RS	Whitewright, Texas/Whitewright
92	Terence James	DT	6-2	300	So.	1L	Queen City, Texas/Queen City
22	Jonathan Jaskot	PK	6-5	162	Fr.	RS	Smyrna, Ga./Lovett School
98	Brandon Johnson	DT	6-3	298	Sr.	3L	Carrollton, Texas/Newman Smith
75	Chase Johnson	C	6-3	302	Sr.	3L	Shawnee Mission, Kan./Northwest
97	Jared Kesler	DT	6-4	254	So.	TR	Fort Worth, Texas/Aledo/Dartmouth
13	Roderick Knight	CB	5-10	184	Fr.	RS	Cameron, Texas/C.H. Yoe
14	Kyle Kummer	QB	6-3	200	Jr.	SQ	San Antonio, Texas/Churchill
1	Ken Lewis	SS	6-0	204	So.	1L	Garland, Texas/South Garland
64	Matty Lindner	OT	6-4	272	Fr.	RS	Comfort, Texas/Comfort
17	Peter LoCoco	PK	6-1	201	So.	SQ	Fort Worth, Texas/Nolan Catholic
68	Adam Lowery	OL	6-2	270	Fr.	RS	Brandon, Miss./NW Rankin
12	Anton Mackey	WR	6-0	197	So.	TR	Austin, Texas/Crockett
29	Flander Malone	SS	5-11	200	Jr.	2L	Dallas, Texas/Skyline
84	Cody McCarty	TE	6-4	260	Sr.	3L	Bishop, Texas/Bishop
33	Robert Merrill	TB	5-10	203	So.	1L	San Antonio, Texas/Taft
28	Jeremy Modkins	FS	6-1	191	Jr.	2L	Marlin, Texas/Marlin
9	Derek Moore	WR	6-3	174	Fr.	RS	Cedarburg, Wis./Cedarburg
65	Jamison Newby	DE	6-3	252	So.	1L	Cleburne, Texas/Cleburne
70	Will Oliver	OL	6-3	280	Fr.	RS	Lindale, Texas/Lindale
93	Chase Ortiz	DE	6-3	245	Fr.	RS	League City, Texas/Clear Creek
31	Billy Overshown	TB	5-8	198	Sr.	SQ	Alvin, Texas/Alvin/Prairie View
50	Martin Patterson	LB	6-2	228	Sr.	3L	DeSoto, Texas/DeSoto
90	Marvin Pearson	DT	6-5	288	Jr.	SQ	Duncanville, Texas/Paul Quinn
87	Ryan Pearson	WR	6-3	208	Jr.	2L	Keller, Texas/Keller
95	Jack Proctor	TE	6-3	227	Fr.	RS	Fort Worth, Texas/Paschal
88	Ranorris Ray	DE	6-3	275	Jr.	2L	San Antonio, Texas/Taft
83	Jared Retkofsky	DE	6-5	258	So.	SQ	Justin, Texas/Northwest
27	David Roach	WS	6-1	207	Fr.	RS	Abilene, Texas/Abilene
17	Cory Rodgers	WR	6-1	186	So.	1L	Houston, Texas/Hightower
74	Anthony Savino	OL	6-2	248	Fr.	RS	Costa Mesa, Calif./Orange Lutheran
2	Kevin Saxe	WR	6-1	177	Fr.	RS	Kingwood, Texas/Kingwood
40	Eric Schautteet	FB	5-11	226	Sr.	SQ	San Antonio, Texas/MacArthur/Mo. Valley
10	Ryan Schlenger	LB	6-3	202	So.	1L	Justin, Texas/Northwest
77	Stephen Simmons	OG	6-1	327	Sr.	1L	Hillsboro, Texas/Hillsboro
62	Shane Sims	OG	6-3	300	Jr.	2L	Tomball, Texas/Tomball
71	Wade Sisk	OT	6-6	276	Fr.	RS	Brenham, Texas/Brenham
93	Tom Stevens	TE	6-6	230	Fr.	RS	Fort Worth, Texas/Arlington Heights
36	Freddie Stoglin	TB	5-9	189	Fr.	RS	Brownwood, Texas/Brownwood
78	Herbert Taylor	OT	6-4	282	So.	1L	Houston, Texas/Hightower
22	Logo Tevaseu	LB	5-9	210	Sr.	1L	Booneville, Calif./Santa Rosa JC
72	Michael Toudouze	OT	6-6	312	Jr.	2L	San Antonio, Texas/East Central
54	Brad Veale	LB	5-10	225	Sr.	SQ	Van Alstyne, Texas/Van Alstyne
2	Mark Walker	CB	5-10	200	Sr.	3L	Duncanville, Texas/Duncanville
34	Andrew Ward	LB	6-2	228	So.	TR	Shreveport, La./Evangel Christian/Colo.
4	Cory Waters	WR	5-9	183	So.	SQ	Lubbock, Texas/Linden-Kildure
43	DeJuan Williams	FB	5-10	222	Jr.	SQ	Brazoria, Texas/Sweeny
38	Jarrarcea Williams	DT	6-0	318	So.	SQ	Shreveport, La./Evangel Christian
18	Erick Wilson	WR	6-1	185	Jr.	TR	Hollywood, Fla./Hialeah Miami Lakes
37	Gerrad Wilson	CB	5-8	194	So.	SQ	Katy, Texas/Cinco Ranch
41	Mike Wynn	PK	5-10	200	Jr.	2L	Midland, Texas/Lee



Marvin Godbolt



Cory Rodgers



Martin Patterson

Years	Head Coach	W-L-T	C-USA	Bowl
2003	Gary Patterson	11-2-0	7-1	Fort Worth
2002	Gary Patterson	10-2-0	6-2	AXA Liberty
2001	Gary Patterson	6-6-0	4-3	galleryfurniture.com
2000	Gary Patterson	0-1-0		Mobile
2000	Dennis Franchione	10-2-0		
1999	Dennis Franchione	8-4-0		Mobile
1998	Dennis Franchione	7-5-0		Sun
1997	Pat Sullivan	1-10-0		
1996	Pat Sullivan	4-7-0		
1995	Pat Sullivan	6-5-0		
1994	Pat Sullivan	7-5-0		Independence
1993	Pat Sullivan	4-7-0		
1992	Pat Sullivan	2-8-1		
1991	Jim Wacker	7-4-0		
1990	Jim Wacker	5-6-0		
1989	Jim Wacker	4-7-0		
1988	Jim Wacker	4-7-0		
1987	Jim Wacker	5-6-0		
1986	Jim Wacker	3-8-0		
1985	Jim Wacker	3-8-0		
1984	Jim Wacker	8-4-0		Bluebonnet
1983	Jim Wacker	1-8-2		
1982	F. A. Dry	3-8-0		
1981	F. A. Dry	2-7-2		
1980	F. A. Dry	1-10-0		
1979	F. A. Dry	2-8-1		
1978	F. A. Dry	2-9-0		
1977	F. A. Dry	2-9-0		
1976	Jim Shofner	0-11-0		
1975	Jim Shofner	1-10-0		
1974	Jim Shofner	1-10-0		
1973	Billy Tohill	3-8-0		
1972	Billy Tohill	5-6-0		
1971	Jim Pittman/ Billy Tohill	6-4-1		
1970	Fred Taylor	4-6-1		
1969	Fred Taylor	4-6-0		
1968	Fred Taylor	3-7-0		
1966	Abe Martin	2-8-0		
1967	Fred Taylor	4-6-0		
1965	Abe Martin	6-5-0		Sun
1964	Abe Martin	4-6-0		
1963	Abe Martin	4-5-1		
1962	Abe Martin	6-4-0		
1961	Abe Martin	3-5-2		
1960	Abe Martin	4-4-2		
1959	Abe Martin	8-3-0		Bluebonnet
1958	Abe Martin	8-2-1		Cotton
1957	Abe Martin	5-4-1		
1956	Abe Martin	8-3-0		Cotton
1955	Abe Martin	9-2-0		Cotton
1954	Abe Martin	4-6-0		
1953	Abe Martin	3-7-0		
1952	Dutch Meyer	4-4-2		
1951	Dutch Meyer	6-5-0		Cotton
1950	Dutch Meyer	5-5-0		
1949	Dutch Meyer	6-3-1		
1948	Dutch Meyer	4-5-1		
1947	Dutch Meyer	4-5-2		Delta
1946	Dutch Meyer	2-7-1		
1945	Dutch Meyer	5-5-0		
1944	Dutch Meyer	7-3-1		Cotton
1943	Dutch Meyer	2-6-0		
1942	Dutch Meyer	7-3-0		
1941	Dutch Meyer	7-3-1		Orange
1940	Dutch Meyer	3-7-0		
1939	Dutch Meyer	3-7-0		

Years	Head Coach	W-L-T	C-USA	Bowl
1938	Dutch Meyer	11-0-0		Sugar
1937	Dutch Meyer	4-4-2		
1936	Dutch Meyer	9-2-2		Cotton
1935	Dutch Meyer	12-1-0		Sugar
1934	Dutch Meyer	8-4-0		
1933	Francis A. Schmidt	10-1-1		
1932	Francis A. Schmidt	10-0-1		
1931	Francis A. Schmidt	9-2-1		
1930	Francis A. Schmidt	9-2-1		
1929	Francis A. Schmidt	9-0-1		
1928	Madison A. Bell	8-2-0		
1927	Madison A. Bell	4-3-2		
1926	Madison A. Bell	6-1-2		
1925	Madison A. Bell	7-1-1		
1924	Madison A. Bell	4-5-0		
1923	Madison A. Bell	4-5-0		
1922	John McKnight	2-5-3		
1921	W. L. Driver	6-3-1		
1920	W. L. Driver	9-1-0		
1919	T. D. Hackney	2-6-0		
1918	E. M. Tipton	4-3-0		
1917	Milton Daniel	8-2-0		
1916	Milton Daniel	6-2-1		
1915	E. Y. Freeland	4-5-0		
1914	S. A. Boles	4-4-2		
1913	Fred Cahoon	3-1-2		
1912	W. T. Stewart	8-1-0		
1911	Henry W. Lever	4-5-0		
1910	Kemp Lewis	2-6-1		
1909	J. R. Langley	5-2-1		
1908	J. R. Langley	6-3-0		
1907	E. J. Hyde	4-2-2		
1906	E. J. Hyde	2-5-0		
1905	E. J. Hyde	4-4-0		
1904	C. E. Cronk	1-4-1		
1903	None	0-7-0		
1902	H. E. Hildebrand	0-4-1		
1901	None	1-2-1		
1900	No Games Played			
1899	None	0-0-1		
1898	James Morrison	1-3-1		
1897	Joe J. Field	3-1-0		
1896	None	1-1-1		

Bowl Results (7-12-1)

Bowl	Opponent	Result	Year
PlainsCapital Fort Worth	Boise State	L 31-34	2003
AXA Liberty	Colorado State	W 17-3	2002
galleryfurniture.com	Texas A&M	L 9-28	2001
GMAC Mobile	Southern Miss	L 21-28	2000
Mobile Alabama	East Carolina	W 28-14	1999
Sun Bowl	Southern California	W 28-19	1998
Independence Bowl	Virginia	L 10-20	1994
Bluebonnet Bowl	West Virginia	L 14-31	1984
Sun Bowl	Texas Western	L 12-13	1965
Bluebonnet Bowl	Clemson	L 7-23	1959
Cotton Bowl	Air Force	T 0-0	1958
Cotton Bowl	Syracuse	W 28-27	1957
Cotton Bowl	Mississippi	L 13-14	1956
Cotton Bowl	Kentucky	L 7-20	1952
Delta Bowl	Mississippi	L 9-13	1948
Cotton Bowl	Oklahoma State	L 0-34	1945
Orange Bowl	Georgia	L 26-40	1942
Sugar Bowl	Carnegie Tech	W 15-7	1939
Cotton Bowl	Marquette	W 16-6	1937
Sugar Bowl	Louisiana State	W 3-2	1936

TULANE



Dr. Scott Cowen
President



Rick Dickson
Athletic Director



Chris Scelfo
Head Coach



Maria Ochoa
SWA



Donna Turner
Football SID



Louisiana Superdome (69,767)

QUICK FACTS

Location: New Orleans, La.

Founded: 1834

Enrollment: 12,976

Nickname: Green Wave

Colors: Olive Green and Sky Blue

Stadium: Louisiana Superdome (69,767)

President: Dr. Scott Cowen

Athletic Director: Rick Dickson

Faculty Athletics Rep.: Gary Roberts

Senior Woman Adm.: Maria Ochoa

Head Coach: Chris Scelfo

FOOTBALL FACTS

Basic Offense:	Multiple
Basic Defense:	Multiple 4-3
Lettermen Returning/Lost:	50/15
Starters Returning:	
Offense	8
Defense	8
Specialists	3
2003 Record:	5-7
Postseason:	None
All-Time Record:	468-523-36 (.473)
Bowl Appearances:	10
Bowl Record:	4-6
Last Appearance:	2002, Hawai'i

SPORTS INFORMATION

Assistant AD/Football SID: Donna Turner

Office Phone: 504/865-5506

Home Phone: 504/733-9208

Fax: 504/865-5512

E-Mail: dturner1@tulane.edu

Website: www.TulaneGreenWave.com

Press Box Phone: 504/587-3868



Green Wave

2004 SCHEDULE

Sept. 4	at Mississippi State (ESPN 2)	5:00p
Sept. 11	FLORIDA A&M	6:00p
Sept. 18	LOUISVILLE	6:00p
Sept. 25	SOUTHERN MISS	6:00p
Oct. 9	at East Carolina	1:00p
Oct. 16	at Memphis	1:00p
Oct. 23	UAB	2:30p
Oct. 30	at Houston	4:00p
Nov. 6	NAVY	6:00p
Nov. 13	ARMY	6:00p
Nov. 27	at TCU	2:00p

All times are Central and subject to change
Conference games in bold italics.



CHRIS SCELFO

Key Dates

Players Report: August 9

Media Day: TBA

Fall Classes Begin: August 25

Hometown: New Iberia, La.
Alma Mater: Northeast Louisiana '85
Birthdate: September 30, 1963

COACHING EXPERIENCE

1998-	Tulane	Head Coach - 26-34 (.433) 5 seasons
1996-98	Georgia	Assistant Head Coach/Offensive Line
1990-95	Marshall	Offensive Coordinator/Offensive Line
1988-89	Oklahoma	Graduate Assistant
1986-87	Northeast Louisiana	Assistant Offensive Line/Tight Ends
1986	River Oaks (La.) HS	Assistant Coach

CAREER RECORD 26-34-0 (.433) 5 seasons

COACHING STAFF

Offensive Coordinator/Quarterbacks	Frank Scelfo (Northeast Louisiana '81)
Defensive Coordinator/Safeties	Eric Schumann (Alabama '77)
Wide Receivers	Darryl Mason (Arkansas '83)
Tight Ends	Brad Smiley (Baylor '95)
Outside Linebackers	Garret Chachere (Tulane '92)
Cornerbacks	Bill D'Ottavio (Millersville '86)
Running Backs	Greg Davis, Jr. (Nicholls State '94)
Defensive Line	Lorenzo "Zo" Costantini (UTEP '90)
Offensive Line	Don Mahoney (Marshall '92)

FOOTBALL OFFICE

Phone: 504/865-5355 Fax: 504/865-5379

2003 RESULTS

S1	(25) TCU (ESPN)	L	35-38	0-1
S6	*NORTHWESTERN (LA) ST.	W	27-24 (ot)	1-1
S13	MISSISSIPPI STATE	W	31-28	2-1
S20	at Army (ESPN Plus)	W	50-33	3-1
S27	at (13) Texas (TBS)	L	18-63	3-2
011	*HOUSTON	L	42-45	3-3
017	at Louisville (ESPN)	L	28-47	3-4
025	MEMPHIS	L	9-41	3-5
N1	at Navy	L	17-35	3-6
N8	at UAB	W	38-24	4-6
N15	at Southern Miss (ESPN Plus)	L	14-28	4-7
N22	EAST CAROLINA	W	28-18	5-7

*Tad Gormley Stadium

2003 INDIVIDUAL LEADERS

RUSHING	ATT.	YDS.	AVG.	TD	LONG
Mewelde Moore	185	915	4.9	5	32
Jovon Jackson	82	377	4.6	2	85
Kris Coleman	35	120	3.4	1	19
TOTALS	405	1589	3.9	10	85

PASSING	ATT.	COMP	PCT.	INT	YARDS	TD
J.P. Losman	422	251	.595	14	3077	33
Nick Cannon	2	2	1.000	0	16	1
TOTALS	425	253	.595	14	3093	34

RECEIVING	REC	YDS.	AVG.	TD	LONG
Roydell Williams	66	1006	15.2	9	78
Mewelde Moore	39	408	10.5	4	45
Tristan Smith	37	305	8.2	5	22
Chris Bush	33	581	17.6	8	87
TOTALS	253	3093	12.2	34	87

FIELD GOALS	MADE-ATT.	PCT.	LONG
Barrett Pepper	3-7	.429	41
TOTALS	3-7	.429	41

PUNTING	NO.	YARDS	AVG.	LONG
Chris Beckman	65	2829	43.5	73
TOTALS	66	2845	43.1	73

TACKLES	SOLOS	AST	TOTAL
Trawick Boger	74	59	133
Brandt Quick	71	37	108
Sean Lucas	69	33	102
Anthony Cannon	60	42	102
Joey Dawson	56	24	80
TOTALS	778	477	1255

INTERCEPTIONS	NO.	YDS.	AVG.	TD
Sean Lucas	5	51	10.2	0
Trawick Boger	3	35	11.7	0
Alton Widemon	1	20	20.0	0
TOTALS	14	133	9.5	0

2003 TEAM STATISTICS

Category	Tulane	Opponents
First Downs	261	298
Rushes-Yards	405-1589	592-2924
Rushing Yards/Game	132.4	243.7
Passes Att./Comp./Int.	425-253-14	357-192-14
Completion Pct.	.595	.538
Passing Yards	3093	2651
Passing Yards/Game	257.8	220.9
Total Off. Plays/Yds	830-4682	949-5575
Total Offense/Game	390.2	464.6
Punts-Average	66-43.1	50-39.0
Punt Returns-Avg.	30-7.1	28-11.8
Kickoff Returns-Avg.	51-21.2	46-19.6
Interceptions-Yards	14-133	14-146
Fumbles-Lost	19-12	35-17
Penalties-Yards	66-612	102-773
3rd Down Conversions	64-159	97-190
3rd Down Conversion Percentage	.400	.510
4th Down Conversions	7-17	8-16
4th Down Conversion Percentage	.410	.500
Sacks By-Yards	15-96	27-209
Avg. Time of Possession	28:09	33:06

Noting the Green Wave

- Senior WR ROYDELL WILLIAMS finished last season with 1,006 receiving yards, becoming the eighth player in Tulane history to post 1,000 yards in a season. He has also moved into fifth place on the school's all-time receiving list with 2,381 yards and ranks seventh in receptions with 63.
- Junior JOVON JACKSON is the front-runner to replace record-setting Mewelde Moore at running back. Jackson took over when Moore was injured last November and rushed for 377 yards on 82 carries. In his first collegiate start, he rushed for 183 yards and two touchdowns against UAB.
- Over the last three games of the season, junior WR CHRIS BUSH caught six passes and five of them were for touchdowns. On the year, he had 33 receptions for 581 yards and eight scores.
- Junior LB ANTHONY CANNON has registered more than 100 tackles in each of his first two seasons at Tulane. After tying for the nation's lead among freshmen in tackles with 114 in 2002, he posted 102 stops in 2003.
- Sophomore DE BILLY HARRISON earned a spot on C-USA's All-Freshman team after registering 64 tackles (tops on the defensive line) and a team-leading 7.5 tackles for loss as a true freshman in 2003.
- Junior CB SEAN LUCAS registered a team-high five interceptions and was third on the squad in tackles with 102.
- Freshman CHRIS BECKMAN ranked second in Conference USA in punting average at 43.5 yards per punt.

2004 DEPTH CHART

(Returning starters in bold)

LETTERMEN

Returning/Lost: 50/15

STARTERS

Offensive Returning/Lost: 8/3

Defensive Returning/Lost: 8/3

Special Teams Returning/Lost: 3/1

OFFENSE

WR **Chris Bush**, Kenneth Guidroz
WR **Tristan Smith**, Fred Smith
LT **Chris McGee**, Robert Hand
LG **Matt Traina**, Joe Mitchell, Scott Holt
C **Joe Traina**, Aryan Barto
RG **Donald Madlock**, Mark Burgess, Chris Bordelon
RT **Jimmy Kosienski**/Derek Rogers
TE Bobby Hoover
WR Carl Davis, Damarcus Davis
QB Nick Cannon/Richard Irvin/Lester Ricard
RB Jovon Jackson, Ray Boudreaux
FB Adam Wood, Ian Miller
WR **Roydell Williams**, Bubba Teranova

DEFENSE

DE **Michael Roberts**, Craig Morris, Taylor Bertin
DT Tremell Jack, Justin Wade
DT Bamm Mateen, **Taurean Brown**,
DE **Billy Harrison**, Taylor Bertin
SLB Antonio Mason/Wesley Heath
MLB Blake Baker/Kelvin Johnson
WLB **Anthony Cannon**, Patrick Benford
CB **Sean Lucas**, Carlis Jackson
CB Bruce Youmans/Israel Route
SS **Tra Boger**, Terrence Peterson/**Brandon Spincer**
FS **Joey Dawson**, Darren Sapp, Christian Merritt

SPECIALISTS

K **Barrett Pepper**, Nick Beucher
P **Chris Beckman**, Nick Beucher

KEY LOSSES

QB J.P. Losman
RB Mewelde Moore
WR Nick Narcisse
LB Brandt Quick
DT Terrence Tarver
CB Alton Widemon



Tra Boger

2004 SPRING SIGNEES

NAME	POS.	HT.	WT.	YR.	HOMETOWN/HS, JC or COLLEGE
Michael Batiste	WR	6-2	185	Fr.	Breaux Bridge, La./Breaux Bridge
Ryan Bewley	RB	5-11	195	Fr.	Flower Mound, Texas/Flower Mound
Jimmy Coleman	LB	6-0	195	Fr.	Ellenwood, Ga./Tucker
Michael Cox	LB	6-4	190	Fr.	Metairie, La./East Jefferson
Tom Danel	OL	6-7	290	Fr.	Hammond, La./St. Thomas Aquinas
Scott Elliott	QB	6-1	172	Fr.	Bay City, Texas/Bay City
Matt Forte	RB	6-1	215	Fr.	Slidell, La./Slidell
Craig Gelhardt	DS/TE	6-2	230	Fr.	Tallahassee, Fla./Lincoln
Joe Goosby	DB	6-0	190	Fr.	Houston, Texas/Jersey Village
Antonio Harris	DL	6-2	245	Fr.	Shreveport, La./Green Oaks
Renovell Hill	DB	6-1	175	Fr.	Kentwood, La./Kentwood
Percy Huff	OL	6-4	325	Fr.	Greensburg, La./St. Helena Central
Ryan Johnson	DL	6-5	250	Fr.	Dallas, Texas/Carter
Julian Lowe	DL	6-2	240	Fr.	Greensburg, La./St. Helena Central
Josh Lumar	DB	5-11	170	Fr.	Edgard, La./West St. John
Michael McCabe	DL	6-4	250	Fr.	Amite, La./Jewel Sumner
Frank Morton	DL	6-2	290	Fr.	Decatur, Ga./S.W. DeKalb
Michael Parenton	OL	6-3	298	Fr.	Thibodaux, La./E.D. White
Gabe Ratcliff	TE	6-2	230	Fr.	Houston, Texas/Jersey Village
Julian Shives-Sams	DL	6-2	250	Fr.	Slidell, La./Northshore
Reggie Scott	DL	6-3	240	Fr.	Charlotte, N.C./Harding University
Adeboye Tuyo	RB	5-11	190	Fr.	Houston, Texas/Jersey Village
Avery Williams	DL	6-0	295	Fr.	Houston, Texas/Houston Lamar

2004 ROSTER

NO.	NAME	POS.	HT.	WT.	YR.	EXP.	HOMETOWN/HS, JC or COLLEGE
46	Blake Baker	LB	5-10	220	Sr.	3L	Houston, Texas/Clear Lake
51	Aryan Barto	OL	6-4	270	Fr.	RS	Houston, Texas/Stratford
45	Chris Beckman	P	6-2	195	So.	1L	Grenada, Miss./Grenada
36	Patrick Benford	LB	6-0	230	So.	1L	Decatur, Ga./Southwest DeKalb
54	Taylor Bertin	DE	6-2	250	So.	SQ	Baton Rouge, La./Woodlawn
47	Nick Beucher	P	6-0	190	Fr.	RS	Howey, Fla./Lake Highland
2	Tra Boger	SS	6-1	210	Sr.	3L	Decatur, Ga./Southwest DeKalb
62	Chris Bordelon	OL	6-4	285	Fr.	RS	Alexandria, La./Bolto
22	Ray Boudreaux	RB	5-10	195	Fr.	RS	Abbeville, La./Abbeville
37	Gerald Brobby	RB	5-9	185	Sr.	3L	Dallas, Texas/Berkner
81	Preston Brown	WR	6-4	210	So.	1L	Camden, N.J./Woodrow Wilson
93	Taurean Brown	DL	6-6	290	So.	1L	Katy, Texas/Cinco Ranch
75	Mark Burgess	OL	6-5	295	So.	SQ	Odessa, Fla./Tampa Jesuit
80	Chris Bush	WR	6-1	205	Sr.	3L	LaPlace, La./East St. John
11	Anthony Cannon	LB	6-0	232	Jr.	2L	Stone Mountain, Ga./Stephenson
6	Nick Cannon	QB	6-3	215	So.	1L	Hahnville, La./Hahnville
83	Carl Davis	WR	5-11	180	Sr.	3L	Algiers, La./O.P. Walker
24	Damarcus Davis	WR	6-0	190	So.	1L	Shreveport, La./Fair Park
19	Chris Dawson	QB	6-2	218	Jr.	SQ	Raleigh, N.C./Broughton/Wofford
27	Joey Dawson	DB	6-2	195	Sr.	2L	Gibson, La./H.L. Bourgeois
21	Jeremy Foreman	CB	6-2	175	So.	1L	Lutcher, La./Lutcher
48	Tye Graham	FB	6-2	238	Jr.	2L	Kingwood, Texas/Kingwood
49	Bart Grasso	DB	6-0	185	So.	SQ	Birmingham, Ala./John Carroll
84	Kenneth Guidroz	WR	6-3	205	Fr.	RS	Port Sulphur, La./Port Sulphur
89	Robert Hand	TE	6-6	270	So.	1L	Spring, Texas/Klein Oak
42	Billy Harrison	DE	6-4	240	So.	1L	Pensacola, Fla./Catholic
41	Wesley Heath	LB	6-0	225	Sr.	3L	Marietta, Ga./Wheeler
74	Scott Holt	OL	6-5	288	Fr.	RS	New Orleans, La./Holy Cross
88	Bobby Hoover	TE	6-4	255	Jr.	2L	Katy, Texas/Taylor
7	Richard Irvin	QB	6-2	195	Fr.	RS	Santa Monica, Calif./John Muir
96	Tremell Jack	DL	6-3	280	So.	1L	Jeanerette, La./Jeanerette
14	Carlis Jackson	CB	6-0	175	Fr.	RS	Slidell, La./Salmen
28	Jovon Jackson	RB	5-11	210	Jr.	2L	St. Petersburg, Fla./Gibbs Senior
90	Alvin Johnson	DE	6-3	280	So.	1L	Harvey, La./West Jefferson
33	Kelvin Johnson	LB	6-2	252	So.	1L	Florida City, Fla./Homestead
38	Max Koeck	RB	5-8	185	So.	SQ	Tucson, Ariz./Salpointe Catholic
76	Jimmy Kosienski	OT	6-7	290	Sr.	3L	Baton Rouge, La./Redemptorist
87	Jerome Landry	TE	6-4	260	Jr.	2L	Chalmette, La./Holy Cross
31	Sean Lucas	CB	5-11	200	Jr.	2L	Lithonia, Ga./Stephenson
65	Lane Macaluso	DS	6-2	242	Sr.	2L	New Orleans, La./Brother Martin
66	Donald Madlock	OL	6-4	295	Jr.	2L	Tyler, Texas/John Tyler
39	Antonio Mason	LB	6-0	220	Jr.	2L	Mobile, Ala./Murphy
99	Bamm Mateen	DL	6-0	300	Jr.	2L	Richardson, Texas/Berkner
68	Chris McGee	OL	6-4	285	Jr.	2L	Beaumont, Texas/Ozen
10	Christian Merritt	DB	5-11	195	So.	1L	Southlake, Texas/Carroll
40	Ian Miller	FB	6-0	240	So.	SQ	Dallas, Texas/Episcopal
73	Joe Mitchell	OL	6-3	298	Sr.	2L	New Iberia, La./Catholic
91	Craig Morris	DL	6-2	240	So.	1L	Marrero, La./Higgins
29	Barrett Pepper	K	5-10	185	So.	1L	Bastrop, La./Bastrop
15	Terrence Peterson	S	5-11	210	So.	1L	Alvin, Texas/Alvin
98	Michael Purcell	DL	6-1	280	So.	1L	Dripping Springs, Texas/Dripping Springs
8	Lester Ricard	QB	6-5	225	So.	SQ	Denham Springs, La./Amite
95	Michael Roberts	DE	6-3	260	Jr.	2L	Houston, Texas/Memorial
64	Derek Rogers	OL	6-5	295	So.	1L	St. Amant, La./St. Amant
4	Israel Route	CB	5-9	175	So.	1L	Stone Mountain, Ga./Stephenson
43	Michael Sager	K	5-9	194	So.	SQ	Bird City, Kan./Cheylin
30	Darren Sapp	S	6-0	198	Jr.	2L	Jacksonville, Fla./Stanton Prep
13	Fred Smith	WR	5-8	175	So.	1L	Destrehan, La./Destrehan
1	Tristan Smith	WR	6-0	188	Sr.	3L	Slidell, La./Salmen
5	Brandon Spincer	LB	6-2	210	Jr.	2L	New Orleans, La./St. Augustine
86	Lyneal Strain	WR	5-8	165	Jr.	SQ	Van Nuys, Calif./Venice
17	Bubba Terranova	WR	6-3	205	Jr.	2L	Slidell, La./Salmen
55	Joe Traina	OL	6-3	285	Jr.	2L	Coral Gables, Fla./Coral Gables
72	Matt Traina	OL	6-3	285	Jr.	2L	Coral Gables, Fla./Coral Gables
44	Zach Viuf	RB	5-10	205	Fr.	WO	Tulsa, Okla./Cascia Hall Prep
94	Justin Wade	DL	6-3	290	Fr.	RS	Ellenwood, Ga./Cedar Grove
9	Roydell Williams	WR	6-2	190	Sr.	3L	LaPlace, La./East St. John
43	Adam Wood	FB	6-1	255	Jr.	1L	Bethesda, Md./Sidwell Friends
20	Bruce Youmans	CB	5-10	188	Jr.	2L	Gibson, La./East Bay



Jovon Jackson



Sean Lucas



Chris Bush

Year	Coach	Overall	C-USA	Bowl
2003	Chris Scelfo	5-7-0	3-5	Hawai'i
2002	Chris Scelfo	8-5-0	4-4	
2001	Chris Scelfo	3-9-0	1-6	
2000	Chris Scelfo	6-5-0	3-4	
1999	Chris Scelfo	3-8-0	1-5	
1998	Chris Scelfo	1-0-0		Liberty
1998	Tommy Bowden	11-0-0	6-0	
1997	Tommy Bowden	7-4-0	5-1	
1996	Buddy Teevens	2-9-0	1-4	
1995	Buddy Teevens	2-9-0		
1994	Buddy Teevens	1-10-0		Independence
1993	Buddy Teevens	4-8-0		
1992	Buddy Teevens	2-9-0		
1991	Greg Davis	1-10-0		
1990	Greg Davis	4-7-0		
1989	Greg Davis	4-8-0		Hall of Fame Liberty
1988	Greg Davis	5-6-0		
1987	Mack Brown	6-6-0		
1986	Mack Brown	4-7-0		
1985	Mack Brown	1-10-0		
1984	Wally English	3-8-0		Bluebonnet
1983	Wally English	2-9-0		
1982	Vince Gibson	4-7-0		
1981	Vince Gibson	6-5-0		
1980	Vince Gibson	7-5-0		
1979	Larry Smith	9-3-0		Liberty
1978	Larry Smith	4-7-0		
1977	Larry Smith	3-8-0		
1976	Larry Smith	2-9-0		
1975	Bennie Ellender	4-7-0		
1974	Bennie Ellender	5-6-0		Bluebonnet
1973	Bennie Ellender	9-3-0		
1972	Bennie Ellender	6-5-0		
1971	Bennie Ellender	3-8-0		
1970	Jim Pittman	8-4-0		
1969	Jim Pittman	3-7-0		Liberty
1968	Jim Pittman	2-8-0		
1967	Jim Pittman	3-7-0		
1966	Jim Pittman	5-4-1		
1965	Tommy O'Boyle	2-8-0		
1964	Tommy O'Boyle	3-7-0		Bluebonnet
1963	Tommy O'Boyle	1-8-1		
1962	Tommy O'Boyle	0-10-0		
1961	Andy Pilney	2-8-0		
1960	Andy Pilney	3-6-1		
1959	Andy Pilney	3-6-1		Bluebonnet
1958	Andy Pilney	3-7-0		
1957	Andy Pilney	2-8-0		
1956	Andy Pilney	6-4-0		
1955	Andy Pilney	5-4-1		
1954	Andy Pilney	1-6-3		Bluebonnet
1953	Raymond Wolf	1-8-1		
1952	Raymond Wolf	5-5-0		
1951	Henry E. Frnka	4-6-0		
1950	Henry E. Frnka	6-2-1		
1949	Henry E. Frnka	7-2-1		Bluebonnet
1948	Henry E. Frnka	9-1-0		
1947	Henry E. Frnka	2-5-2		
1946	Henry E. Frnka	3-7-0		
1945	Claude Simons, Jr.	2-6-1		
1944	Claude Simons, Jr.	4-3-0		Bluebonnet
1943	Claude Simons, Jr.	3-3-0		
1942	Claude Simons, Jr.	4-5-0		
1941	Lowell Dawson	5-4-0		
1940	Lowell Dawson	5-5-0		
1939	Lowell Dawson	8-1-1		Sugar

Year	Coach	Overall	C-USA	Bowl
1938	Lowell Dawson	7-2-1		Sugar
1937	Lowell Dawson	5-4-1		
1936	Lowell Dawson	6-3-1		
1935	Ted Cox	6-4-0		
1934	Ted Cox	10-1-0		
1933	Ted Cox	6-3-1		Rose
1932	Ted Cox	6-2-1		
1931	Bernie Bierman	11-1-0		
1930	Bernie Bierman	8-1-0		
1929	Bernie Bierman	9-0-0		
1928	Bernie Bierman	6-3-1		Sugar
1927	Bernie Bierman	2-5-1		
1926	Clark Shaughnessy	3-5-1		
1925	Clark Shaughnessy	9-0-1		
1924	Clark Shaughnessy	8-1-0		
1923	Clark Shaughnessy	6-3-1		Sugar
1922	Clark Shaughnessy	4-4-0		
1921	Myron Fuller	4-6-0		
1920	Clark Shaughnessy	6-2-1		
1919	Clark Shaughnessy	6-2-1		Sugar
1918	Clark Shaughnessy	4-1-1		
1917	Clark Shaughnessy	5-3-0		
1916	Clark Shaughnessy	4-3-1		
1915	Clark Shaughnessy	4-4-0		
1914	E.R. Sweetland	3-3-1		Sugar
1913	A.C. Hoffman	3-5-0		
1912	A.A. Mason	5-3-0		
1911	A.A. Mason	5-3-1		
1910	A.A. Mason	0-7-0		
1909	Buster Brown	4-3-2		Sugar
1908	Joe Curtis	7-1-0		
1907	Joe Curtis	3-2-0		
1906	John Russ	0-4-1		
1905	J. Tobin/H. Ludlow	0-1-0		
1904	T. Berry/J. Janvier	5-2-0		Sugar
1903	Charles Eshleman	2-2-1		
1902	Virginus Dabney	1-4-2		
1901	H.T. Summersgill	5-1-0		
1900	H.T. Summersgill	5-0-0		
1899	H.H. Collier	0-6-1		Sugar
1898	John Lombard	1-1-0		
1896	Harry Baum	3-2-0		
1895	T.L. Bayne	3-2-0		
1894	Fred Sweet	0-4-0		
1893	T.L. Bayne	1-2-0		Sugar

Bowl Results (4-6)

Bowl	Opponent	Result	Year
Hawai'i	Hawai'i	W 36-28	2002
Liberty	Brigham Young	W 41-27	1998
Independence	Washington	L 12-24	1987
Hall of Fame	Arkansas	L 15-34	1980
Liberty	Penn State	L 6-9	1979
Bluebonnet	Houston	L 7-47	1973
Liberty	Colorado	W 17-3	1970
Sugar	Texas A&M	L 13-14	1940
Sugar	Temple	W 20-14	1935
Rose	Southern Calif.	L 12-21	1932

UAB



Dr. Carol Garrison
President



Watson Brown
Head Coach/Athletic Director



Rosalind Ervin
SWA



Norm Reilly
Football SID



Legion Field (83,091)

QUICK FACTS

Location: Birmingham, Ala.

Founded: 1969

Enrollment: 17,345

Nickname: Blazers

Colors: Forest Green and Old Gold

Stadium: Legion Field (83,091)

President: Dr. Carol Garrison

Athletic Director: Watson Brown

Faculty Athletics Rep.: Dr. Johnny Scott

Senior Woman Adm.: Rosalind Ervin

Head Coach: Watson Brown

FOOTBALL FACTS

Basic Offense:	Multiple
Basic Defense:	4/3
Letterman Returning/Lost:	51/11
Starters Returning:	
Offense	8
Defense	10
Specialists	3
2003 Record:	5-7
Postseason:	None
All-Time Record:	65-52-0 (.556)
Bowl Appearances:	None
Bowl Record:	0-0
Last Appearance:	None

SPORTS INFORMATION

Assistant AD/SID: Norm Reilly

Office Phone: 205/934-0722

Home Phone: 205/621-9067

Fax: 205/975-7505

E-Mail: nreilly@uab.edu

Website: www.uabsports.com

Press Box Phone: 205/326-3814



Blazers

2004 SCHEDULE

Sept. 4	BAYLOR	6:00p
Sept. 18	at Florida State (ESPN 2)	5:30p
Sept. 25	MEMPHIS	6:00p
Oct. 2	at Cincinnati	6:00p
Oct. 9	at Mississippi State	TBA
Oct. 15 (Fri.)	TCU (ESPN)	7:00p
Oct. 23	at Tulane	2:30p
Nov. 6	USF	3:00p
Nov. 13	HOUSTON	3:00p
Nov. 20	at Army	Noon
Nov. 27	at Southern Miss	2:00p

All times are Central and subject to change
Conference games in bold italics.



WATSON BROWN

Key Dates

Players Report: August 4

Media Day: August 6

Fall Classes Begin: August 19

2003 RESULTS

A30	at Baylor	W	24-19	1-0
S4	SOUTHERN MISS (ESPN 2)	L	12-17	1-1
S13	TROY STATE	L	9-20	1-2
S20	at South Carolina	L	10-42	1-3
04	at Memphis	W	24-10	2-3
011	CINCINNATI	W	31-14	3-3
018	at (13) TCU	L	24-27	3-4
O25	at (4) Georgia	L	13-16	3-5
N1	ARMY	W	24-9	4-5
N8	TULANE	L	24-38	4-6
N22	at USF	W	22-19	5-6
N29	at Houston	L	28-56	5-7

Hometown:

Alma Mater:

Birthdate:

Cookeville, Tenn.

Vanderbilt '73

April 19, 1950

COACHING EXPERIENCE

1995-	UAB	Head Coach - 47-54-0 (.465) 9 seasons
1993-94	Oklahoma	Offensive Coordinator
1991-92	Mississippi State	Offensive Coordinator
1986-90	Vanderbilt	Head Coach - 10-45-0 (.182) 5 seasons
1984-85	Rice	Head Coach - 4-18-0 (.182) 2 seasons
1983	Cincinnati	Head Coach - 4-6-1 (.364) One season
1981-82	Vanderbilt	Offensive Coordinator
1979-80	Austin Peay State	Head Coach - 14-8-0 (.636) 2 seasons
1978	Texas Tech	Quarterbacks
1976-77	Jacksonville State	Offensive Coordinator
1974-75	East Carolina	Quarterbacks
1973	Vanderbilt	Graduate Assistant

CAREER RECORD 84-131-1 (.391) 19 Seasons

COACHING STAFF

Assistant Head Coach	Rick Christophel (Austin Peay '75)
Offensive Coordinator/Quarterbacks	Pat Sullivan (Auburn '72)
Defensive Coordinator/Inside Linebackers	Wayne Bolt (East Carolina '79)
Wide Receivers	Rodney Bivens (North Alabama '80)
Defensive Line	Pat Donohue (Wayne State '76)
Outside Linebackers	Woodrow Lowe (Columbus College '91)
Running Backs/Recruiting Coordinator	Ross Robinson (Auburn '99)
Defensive Backs	Kevin Shirley (Alabama '96)
Offensive Line	Larry VanDerHeyden (Iowa State '62)
Director of Football Operations	Larry Crowe (UAB '94)

FOOTBALL OFFICE

Phone: 205/934-7586 Fax: 205/975-9865

2003 INDIVIDUAL LEADERS

RUSHING	ATT.	YDS.	AVG.	TD	LONG
Trey Chaney	136	479	3.5	2	23
Corey White	77	332	4.3	4	45
Bo Moncur	76	325	4.3	1	41
TOTALS	443	1589	3.6	11	45

PASSING	ATT.	COMP	PCT.	INT	YARDS	TD
Darrell Hackney	209	107	.512	6	1659	9
Chris Williams	90	36	.400	5	607	3
TOTALS	337	164	.487	13	2599	16

RECEIVING	REC	YDS.	AVG.	TD	LONG
Roddy White	39	844	21.6	7	95
Bradley Chavez	22	356	16.2	1	46
Chico Cleveland	16	192	12.0	1	36
Juhn Cook	12	152	12.7	0	26
TOTALS	164	2599	15.8	16	95

FIELD GOALS	MADE-ATT.	PCT.	LONG
Nick Hayes	17-20	.850	50
TOTALS	17-20	.850	50

PUNTING	NO.	YARDS	AVG.	IN 20	LONG
Parker Mullins	72	2962	41.1	16	56
TOTALS	74	2977	40.2	16	56

TACKLES	SOLOS	AST	TOTAL
Zac Woodfin	99	50	149
Nigel Eldridge	61	67	128
Shamar Abrams	46	38	84
Julius Wainwright	50	29	79
Gaylon Black	37	29	66
TOTALS	762	452	1214

INTERCEPTIONS	NO.	YDS.	AVG.	TD
Justin Whitmore	3	29	9.7	0
Zac Woodfin	2	10	5.0	0
Bobby Keyes	2	5	2.5	0
TOTALS	14	132	9.4	0

2003 TEAM STATISTICS

Category	UAB	Opponents
First Downs	197	240
Rushes-Yards	443-1589	484-2136
Rushing Yards/Game	132.4	178.0
Passes Att./Comp./Int.	337-164-13	385-223-14
Completion Pct.	.487	.579
Passing Yards	2599	2499
Passing Yards/Game	216.6	208.2
Total Off. Plays/Yds	780-4188	869-4635
Total Offense/Game	349.0	386.2
Punts-Average	74-40.2	67-39.8
Punt Returns-Avg.	34-8.6	34-9.0
Kickoff Returns-Avg.	42-18.6	34-19.8
Interceptions-Yards	14-132	13-120
Fumbles-Lost	30-15	18-9
Penalties-Yards	77-629	73-766
3rd Down Conversions	55-173	70-177
3rd Down Conversion Percentage	.320	.400
4th Down Conversions	7-14	5-12
4th Down Conversion Percentage	.500	.420
Sacks By-Yards	23-116	14-97
Avg. Time of Possession	30:07	29:53

Noting the Blazers

- Over the final three games last season, sophomore RB COREY WHITE averaged 108.3 yards rushing, with 100-yard games against Tulane and Houston.
- The Blazers are looking forward to a healthy return of junior QB DARRELL HACKNEY, who missed the final five games of last season with a broken thumb. Prior to the injury, he had completed 51 percent of his passes for 1,659 yards and nine touchdowns.
- Senior WR RODDY WHITE extended his streak of consecutive games with at least one catch to 23 with a 54-yard TD reception in the season finale and finished the season with a 21.6 yard per catch, grabbing 39 receptions for 844 yards.
- As a true freshman, WR NICK COON averaged an amazing 36.2 yards per catch. Three of his 10 receptions were for touchdowns, including the game-winner at Baylor in his first collegiate game.
- With 269 tackles in his first two seasons, senior LB ZAC WOODFIN is already closing in on the UAB school record of 289. Back-to-back years he has set a new school single-season record, finishing last year with 149 stops.
- Senior K NICK HAYES successfully connected on 17-of-20 field goal attempts last year and holds the UAB career record with 44 career field goals.
- Since beginning C-USA football competition in 1999, UAB has posted a 20-15 record in league play. Only Louisville and Southern Miss have won more C-USA games over that span.

2004 DEPTH CHART

(Returning starters in bold)

LETTERMEN

Returning/Lost: 51/11

STARTERS

Offensive Returning/Lost: 7/4

Defensive Returning/Lost: 9/2

Special Teams Returning/Lost: 3/1

OFFENSE

WR (X)	Roddy White, Nick Coon
LT	Cornelius Rogers, Adam Truitt
LG	Andy Galloway , Tommie Keys
C	Matt Batusic , Rodney Outlaw
RG	Marcel Binion, Adam Truitt
RT	Jamarius Dismuke, Paul Linsky
TE	Cedric Hampton , Chico Cleveland
QB	Darrell Hackney , Curtis Falany, Chris Williams
RB	Corey White, Bo Moncur, Dan Burks
WR (Z)	Reggie Lindsey, Jason Southall
WR (W)	Bradly Chavez , Lance Rhodes
WR (A)	Norris Drinkard, Marculus Elliott

DEFENSE

DE	Jermaine McElveen , Kyle Bissinger
DT	Shamar Abrams , Clarence Respress
NT	Sam Williamson, Ernest Respress
DE	Tony Haynes-Dalton, David Miller
SLB	Gaylon Black , Darrius Taylor
MLB	Nigel Eldridge , DeMarcus Rodgers
WLB	Zac Woodfin , Marcus Mark
LCB	Bobby Keyes , Jhun Cook
SS	Dominique Cosper, Brandon Register
FS	Justin Whitmore, Julius Wainright , Carnell Williams
RCB	Carlos Hendricks , Durrell Fuqua

SPECIALISTS

K	Nick Hayes , Parker Mullins
P	Parker Mullins , Bradly Chavez
PR	Reggie Lindsey, Durrell Fuqua
KR	Jason Southall , Jhun Cook

KEY LOSSES

OT	Wilbert Hamilton
OG	Larry Coachman
OT	Artavious Williams
DE	Chris Mason



Roddy White

2004 SPRING SIGNEES

NAME	POS.	HT.	WT.	YR.	HOMETOWN/HS, JC or COLLEGE
Brandon Alexander	RB	5-10	190	Fr.	Birmingham, Ala./Carver
Nick Benton	OL	6-3	310	Jr.	Port Arthur, Texas/Trinity Valley, Texas CC
Eric Bogan	DB	5-11	190	Fr.	Alabaster, Ala./Thompson
Richard Carter	DE	6-6	230	Fr.	Lovejoy, Ga./Lovejoy
Will Dunbar	DB	6-1	195	Fr.	Atlanta, Ga./Lakeside
Kris Guyton	LB	6-3	215	Fr.	Tuscaloosa, Ala./Hillcrest
Jeff Hamby	SN	6-1	205	Fr.	Vestavia Hills, Ala./Vestavia Hills
Tony Haynes-Dalton	DL	6-4	280	Jr.	Franklin, Tenn./East Tennessee State Univ.
Joe Henderson	LB	6-2	200	Fr.	Birmingham, Ala./John Carroll
Vernard Hoover	WR	6-4	195	Fr.	Lovejoy, Ga./Lovejoy
Nolan Hughey	FB	6-0	210	Fr.	Vestavia Hills, Ala./Vestavia Hills
Tommie Keyes	OL	6-0	295	Fr.	Louin, Miss./Jones County, Miss.
Marcus Lampton	OL	6-5	315	Jr.	Columbia, Miss./Pearl River, Miss. CC
Reggie Lindsey	WR	5-10	185	Jr.	Pensacola, Fla./SW Mississippi JC
Clarence Respress	DT	6-1	305	Jr.	Barnesville, Ga./Butler County, Kan. CC
Kevin Sanders	DB	5-11	175	Fr.	Pell City, Ala./Pell City
Jerrickus Speights	DE	6-5	233	Fr.	Gardendale, Ala./Gardendale
Todd Tate	DB	5-11	175	Fr.	Marietta, Ga./Wheeler
Shun Williams	DE	6-2	225	Fr.	Buford, Ga./Buford
Chad Wilmott	QB	6-4	210	Jr.	Wichita, Kan./Butler County, Kan. CC
Julius Wilson	OT	6-5	310	Jr.	Bradenton, Fla./SW Mississippi JC

2004 ROSTER



NO.	NAME	POS.	HT.	WT.	YR.	EXP.	HOMETOWN/HS, JC or COLLEGE
93	Shamar Abrams	DT	6-1	320	Sr.	3L	Harpersville, Ala./Vincent
50	Matt Batusic	OL	6-3	295	Jr.	2L	Hoover, Ala./Hoover
73	Marcel Binion	OL	6-4	320	Sr.	1L	Tuscaloosa, Ala./East Central CC (Miss.)
7	Kyle Bissinger	DE	6-3	255	So.	1L	Atlanta, Ga./North Cobb
53	Gaylon Black	LB	6-1	230	Sr.	3L	Childersburg, Ala./Childersburg
38	Adrian Brown	RB	5-11	185	Sr.	SQ	Montevallo, Ala./Montevallo
83	Bryan Buckner	RB	6-1	185	Jr.	SQ	Reno, Nev./Cedar Shoals
34	Dan Burks	RB	6-0	205	So.	1L	Birmingham, Ala./Vestavia Hills
32	Trey Chaney	RB	5-8	190	So.	1L	Birmingham, Ala./Shades Valley
15	Bradly Chavez	WR	6-0	195	Sr.	1L	Satsuma, Ala./Satsuma
87	Chico Cleveland	TE	6-2	228	Sr.	3L	Selma, Ala./Selma
5	Jhun Cook	DB	5-10	190	Jr.	2L	Birmingham, Ala./Huffman
29	Nick Coon	WR	6-2	180	So.	1L	Eclectic, Ala./Wetumpka
26	Gerod Condry	DB	6-2	210	Fr.	RS	Tallahassee, Fla./Chiles
21	Dominique Cospier	DB	5-11	190	Jr.	1L	Anniston, Ala./Walter Welborn
48	Larry Davis	RB	5-10	185	So.	SQ	Birmingham, Ala./Huffman
79	Jamarius Dismuke	OL	6-5	320	Fr.	RS	Birmingham, Ala./Parker
25	Norris Drinkard	RB	6-0	195	So.	SQ	Dothan, Ala./Columbia
89	Sam Dudley	TE	6-3	265	Sr.	3L	Tuscaloosa, Ala./Central
9	Carl Duncan	WR	5-9	180	Jr.	2L	Montgomery, Ala./Sidney Lanier
27	Brent Dye	PK	6-0	185	So.	1L	Alexander City, Ala./Benjamin Russell
85	Willie Edwards	WR	6-3	215	Fr.	RS	Mobile, Ala./LeFlore
59	Nigel Eldridge	LB	6-2	235	Sr.	3L	Montgomery, Ala./Sidney Lanier
28	Marcus Elliott	RB	5-9	190	So.	SQ	Cantonment, Fla./Tate
81	Jordan Erwin	TE	6-3	235	So.	1L	Vestavia Hills, Ala./Vestavia Hills
13	Will Evans	DB	5-9	175	So.	1L	Montgomery, Ala./Jefferson Davis
17	Curtis Falany	QB	6-2	205	So.	1L	Birmingham, Ala./Vestavia Hills
37	Durrell Fuqua	DB	5-11	175	Fr.	RS	Russellville, Ala./Russellville
72	Andy Galloway	OL	6-5	310	Sr.	3L	Dothan, Ala./Dothan
84	Lynorse Garrett	TE	6-5	230	Jr.	1L	Cottonwood, Ala./Cottonwood
1	Charles Griffin	WR	6-2	180	Sr.	3L	Montgomery, Ala./Carver
4	Darrell Hackney	QB	6-2	235	Jr.	2L	Atlanta, Ga./Douglass
88	Jason Hamlin	DT	6-2	275	So.	1L	Alaqbaster, Ala./Thompson
80	Cedric Hampton	TE	6-3	275	Jr.	2L	Courtland, Ala./Courtland
38	John Hannah	WR	6-2	180	So.	SQ	Birmingham, Ala./West End
63	Quinton Harris	OL	6-6	330	So.	1L	Courtland, Ala./Courtland
60	Nick Hayes	PK	6-1	180	Sr.	3L	Birmingham, Ala./Shades Valley
77	Tony Haynes-Dalton	DL	6-4	285	So.	TR	Franklin, Tenn./East Tennessee State Univ.
19	Carlos Hendricks	CB	5-10	190	Sr.	3L	Montgomery, Ala./Sidney Lanier
20	Dio Hill	CB	5-11	180	Sr.	3L	New Smyrna Beach, Fla./New Smyrna Beach
49	Terrance Holman	LB	6-0	210	Fr.	SQ	Huntsville, Ala./Lee
75	Joey Horne	OL	6-6	310	So.	1L	Hiram, Ga./Hiram
94	Cortlin Johnson	DL	6-2	235	So.	1L	New Orleans, La./Edna Karr Magnet
51	Justin Irvin	OL	6-5	280	So.	SQ	Vernon, Ala./Lamar County
42	Sam Kendrick	DT	6-5	265	Jr.	2L	Birmingham, Ala./Jordan
2	Bobby Keyes	CB	6-0	185	Sr.	1L	Raleigh, Miss./Jones County JC (Miss.)
65	Tommie Keyes	OL	6-0	295	Jr.	JC	Louin, Miss./Jones County JC (Miss.)
64	Alan Klinner	OL	6-4	305	Jr.	SQ	Vestavia Hills, Ala./N.C. State
11	Reggie Lindsey	WR	5-10	185	Jr.	JC	Pensacola, Fla./SW Mississippi JC
74	Paul Linsky	OT	6-4	300	Jr.	2L	Birmingham, Ala./Vestavia Hills
55	Marcus Mark	LB	6-2	230	So.	1L	Mobile, Ala./Shaw
92	Terrell Matthews	WR	6-2	180	So.	SQ	Atlanta, Ga./Collins Hill
98	Jermaine McElveen	DE	6-5	245	So.	1L	Atlanta, Ga./Lakeside
44	Larry McSwain	DE	6-1	240	So.	TR	Vigor, Ala./Jackson State
91	David Miller	DL	6-3	265	So.	1L	Cullman, Ala./Cullman
6	Bo Moncur	RB	6-0	210	So.	1L	Miami, Fla./Miami Edison
86	Parker Mullins	P	5-11	180	So.	1L	Starkville, Miss./Starkville Academy
62	John Newton	SN/P	5-10	205	Sr.	3L	Birmingham, Ala./Vestavia Hills
56	Rodney Outlaw	OL	6-2	300	Jr.	RS	Starkville, Miss./East Mississippi
8	Thurman Pearson	DB	6-1	190	Sr.	3L	Melvin, Ala./Southern Choctaw
57	Vincent Pollard	DE	6-3	230	Sr.	1L	Ocilla, Ga./Middle Georgia
36	Blake Prime	DB	5-11	190	Jr.	2L	Birmingham, Ala./Hoover
31	Brandon Register	DB	5-11	185	So.	1L	Seminole, Ga./Seminole
54	Clarence Respress	DT	6-1	305	So.	JC	Barnesville, Ga./Butler County CC (Kan.)
76	Ernest Respress	DT	6-5	300	Jr.	2L	Barnesville, Ga./Lamar County
12	Lance Rhodes	WR	5-10	185	Jr.	1L	Birmingham, Ala./Arizona State
45	DeMarcus Rodgers	LB	6-1	235	Sr.	3L	Toxey, Ala./Southern Choctaw
70	Cornelius Rogers	OL	6-4	320	So.	1L	Birmingham, Pa./Homewood
46	Jared Sands	TE	6-3	250	So.	SQ	Gardendale, Ala./Mortimer Jordan
43	Chad Shelton	DB	6-2	195	So.	SQ	Gardendale, Ala./Mortimer Jordan
39	Tony Shepherd	RB	6-1	215	Fr.	SQ	Enterprise, Ala./Enterprise
35	David Sigler	LB	6-3	245	Fr.	RS	Albertville, Ala./Albertville
41	Mastaki Smith	LB	5-10	220	So.	1L	Mobile, Ala./LeFlore
3	Jason Southall	WR	5-9	175	Sr.	3L	Birmingham, Ala./Midfield
96	LaDarius Stanley	DT	6-4	295	So.	1L	Courtland, Ala./Courtland
40	Darrius Taylor	LB	6-0	235	Sr.	3L	Cherokee, Ala./Cherokee
71	Emilio Thompson	OL	6-8	325	So.	SQ	Pittsburgh, Pa./Enterprise (Ala.)
61	Adam Truitt	OL	6-4	290	Fr.	HS	Hoover, Ala./Hoover
24	Julius Wainwright	DB	6-2	190	Jr.	2L	Tuscaloosa, Ala./Central
30	Corey White	RB	6-2	225	So.	1L	Birmingham, Ala./Jess Lanier
10	Roddy White	WR	6-3	205	Sr.	3L	Charleston, S.C./Saint James Island
22	Justin Whitmore	DB	6-0	180	Jr.	2L	Birmingham, Ala./St. Edwards Central (Ill.)
23	Carnell Williams	DB	6-1	185	Fr.	RS	Wenonah, Ala./Wenonah
16	Chris Williams	QB	5-11	195	So.	1L	New Orleans, La./Perry Walker
52	Jeffery Williams	LB	6-1	225	Fr.	RS	Tallahassee, Fla./Lincoln
99	Sam Williamson	NT	6-2	350	Jr.	SQ	Montgomery, Ala./Sidney Lanier
90	Chad Wilmott	QB	6-5	295	Jr.	2L	Greenville, Ala./Greenville
18	Zac Woodfin	QB	6-4	215	Jr.	JC	Wichita, Kan./Butler County CC (Kan.)
58	Zac Woodfin	LB	6-2	240	Sr.	3L	Prattville, Ala./Prattville



Corey White



Andy Galloway



Julius Wainwright

Year	Coach	Overall	C-USA	Bowl
2003	Watson Brown	5-7-0	4-4	
2002	Watson Brown	5-7-0	4-4	
2001	Watson Brown	6-5-0	5-2	
2000	Watson Brown	7-4-0	3-4	
1999	Watson Brown	5-6-0	4-2	
1998	Watson Brown	4-7-0		
1997	Watson Brown	5-6-0		
1996	Watson Brown	5-6-0		
** 1995	Watson Brown	5-6-0		
** 1994	Jim Hilyer	7-4-0		
** 1993	Jim Hilyer	9-2-0		
* 1992	Jim Hilyer	7-3-0		
* 1991	Jim Hilyer	4-3-2		

* DIVISION III


** DIVISION I-AA



Nigel Eldridge



Carlos Hendricks



Bobby Keyes

USF



Dr. Judy Genshaft
President



Doug Woolard
Athletic Director



Jim Leavitt
Head Coach



Barbara Sparks-McGlinchy
SWA



John Gerdes
Football SID

QUICK FACTS



Raymond James Stadium (65,000)

Location: Tampa, Fla.
Founded: 1956
Enrollment: 41,392
Nickname: Bulls
Colors: Green and Gold
Stadium: Raymond James (65,000)
President: Dr. Judy Genshaft
Athletic Director: Doug Woolard
Faculty Athletics Rep: Dr. John T. Romeo
SWA: Barbara Sparks-McGlinchy
Head Coach: Jim Leavitt

FOOTBALL FACTS

Basic Offense:	No-Huddle Spread
Basic Defense:	4-3
Lettermen Returning/Lost:	50/24
Starters Returning:	12
Offense	9
Defense	6
Specialists	3
2003 Record:	7-4
Postseason:	None
All-Time Record:	51-26-0 (.662)
Bowl Appearances:	None
Bowl Record:	0-0
Last Appearance:	None

SPORTS INFORMATION

Sports Information Director: John Gerdes
Office Phone: 813/974-4086
Home Phone: 813/971-4967
Fax: 813/974-5328
E-mail: gerdes@admin.usf.edu
Website: www.goUSFBulls.com
Press Box Phone: 813/350-6225



Bulls

2004 SCHEDULE

Sept. 6 (Mon.)	PITTSBURGH (ESPN)	4:30p
Sept. 11	TENNESSEE TECH	7:00p
Sept. 18	at South Carolina	7:00p
Sept. 25	at TCU	7:00p
Oct. 2	SOUTHERN MISS	7:00p
Oct. 16	ARMY	7:00p
Oct. 22 (Fri.)	at Louisville (ESPN)	8:00p
Nov. 6	at UAB	4:00p
Nov. 13	EAST CAROLINA	7:00p
Nov. 20	at Cincinnati	1:00p
Nov. 27	MEMPHIS	7:00p

All times are Eastern and subject to change
Conference games in bold italics.



JIM LEAVITT

Key Dates

Players Report: August 9

Media Day: August 10

Fall Classes Begin: August 23

Hometown:

St. Petersburg, Fla.

Alma Mater:

Missouri '78

Birthdate:

December 5, 1956

COACHING EXPERIENCE

1997-	USF	Head Coach – 51-26 (.662) 7 seasons
1990-96	Kansas State	Co-Defensive Coordinator/Linebackers
1989	Iowa	Graduate Assistant
1982-87	Morningside College	Defensive Coordinator
1980-81	Dubuque	Defensive Coordinator
1978-79	Missouri	Graduate Assistant

CAREER RECORD 51-26 (.662) 7 seasons

COACHING STAFF

Co-Defensive Coordinator/Linebackers	Wally Burnham (Samford '63)
Offensive Coordinator/Tight Ends	Mike Hobbie (Murray State '76)
Offensive Line	Greg Frey (Florida State '96)
Assistant Head Coach/Defensive Coordinator/ Secondary	Rick Kravitz (Troy State '77)
Defensive Line	Earl Lane
Receivers	Lawrence Dawsey (Florida State)
Defensive Ends	Rich Rachel (Parsons College '69)
Running Backs/Recruiting Coordinator	Carl Franks (Duke '83)
Passing Game Coordinator/Quarterbacks	Rodney Smith (Cheyney State '97)
Director of Football Operations	Larry Antonucci (Wagner '93)

FOOTBALL OFFICE

Phone: 813/974-7179 Fax 813/631-4424

2003 RESULTS

A30	*at Alabama (ESPN)	L	17-40	0-1
S6	NICHOLLS STATE	W	27-17	1-1
S27	at Army	W	28-0	2-1
04	LOUISVILLE	W	31-28 (ot)	3-1
010	(17) TCU (ESPN2)	L	10-13	3-2
018	CHARLESTON SOUTHERN	W	55-7	4-2
025	at Southern Miss	L	6-27	4-3
031	CINCINNATI (ESPN2)	W	24-17 (2ot)	5-3
N8	at East Carolina	W	38-37 (ot)	6-3
N22	UAB	L	19-22	6-4
N29	at Memphis	W	21-16	7-4

*Birmingham, Ala.

2003 INDIVIDUAL LEADERS

RUSHING	ATT.	YDS.	AVG.	TD	LONG
DeJuan Green	113	490	4.3	5	48
Clenton Crossley	85	441	5.2	4	58
Vince Brewer	66	277	4.2	4	17
TOTALS	422	1454	3.4	18	58

PASSING	ATT.	COMP	PCT.	INT	YARDS	TD
Ronnie Banks	263	127	.483	8	1448	8
TOTALS	348	168	.483	12	1957	12

RECEIVING	REC	YDS.	AVG.	TD	LONG
Huey Whittaker	39	516	13.2	2	48
Elgin Hicks	28	451	16.1	7	67
Brian Fisher	28	246	8.8	1	26
Allynson Sheffield	26	237	9.1	0	31
TOTALS	168	1957	11.6	12	67

FIELD GOALS	MADE-ATT.	PCT.	LONG
Santiago Gramatica	12-20	.600	45
TOTALS	12-20	.600	45

PUNTING	NO.	YARDS	AVG.	LONG
Brandon Baker	74	3002	40.6	62
TOTALS	76	3021	39.8	62

TACKLES	SOLOS	AST	TOTAL
Maurice Jones	73	44	117
J.R. Reed	66	35	101
Courtney Davenport	49	41	90
Kevin Verpaele	53	33	86
Lee Roy Selmon, Jr.	28	30	58
TOTALS	582	370	952

INTERCEPTIONS	NO.	YDS.	AVG.	TD
J.R. Reed	18	570	31.7	1
Brian Fisher	7	132	18.9	0
TOTALS	30	755	25.2	1

2003 TEAM STATISTICS

Category	USF	Opponents
First Downs	181	205
Rushes-Yards	422-1454	494-1493
Rushing Yards/Game	132.2	135.7
Passes Att./Comp./Int.	348-168-12	352-173-13
Completion Pct.	.483	.491
Passing Yards	1957	1979
Passing Yards/Game	177.9	179.9
Total Off. Plays/Yds	770-3411	846-3472
Total Offense/Game	310.1	315.6
Punts-Average	76-39.8	80-37.6
Punt Returns-Avg.	50-9.9	26-7.3
Kickoff Returns-Avg.	30-25.2	34-15.2
Interceptions-Yards	13-210	12-114
Fumbles-Lost	26-14	25-12
Penalties-Yards	103-913	69-527
3rd Down Conversions	52-166	73-197
3rd Down Conversion Percentage	.310	.370
4th Down Conversions	5-13	6-17
4th Down Conversion Percentage	.380	.350
Sacks By-Yards	29-178	31-217
Avg. Time of Possession	25:46	34:14

Noting the Bulls

- Head coach JIM LEAVITT has posted a record of 51-26 (.662) in seven seasons as head coach at USF. He led the Bulls to Top 25 I-AA national rankings in 1998 and 1999 and owns a 24-9 mark in three seasons at the I-A level.
- USF finished the 2003 season at 7-4, the sixth straight year that the Bulls have won at least seven games.
- Sophomore LB STEPHEN NICHOLAS earned Freshman All-America honors last season after finishing second among the nation's freshmen in sacks with 5.5. He had 45 total tackles, including 11 for losses.
- Senior OT DERRICK SAROSI, who has started 33 consecutive games, is a returning All-Conference USA selection on the offensive line.
- Senior DE LEE ROY SELMON, JR. returned last year after two medical redshirt seasons and showed no rust. He finished with 58 tackles, including 3.5 sacks and he had a game-ending interception in the second overtime against Cincinnati to seal the win.
- USF ranked second in Conference USA in total defense last season, allowing an average of 315.6 yards per game. The Bulls allowed the fewest passing yards (1,949) of any league school.
- USF became the first team in NCAA history to win three overtime games in a season in 2003, needing extra time to defeat Louisville, Cincinnati and East Carolina. The Bulls were the 12th team to play three overtime games in one season.

2004 DEPTH CHART

(Returning starters in bold)

LETTERMEN

Returning/Lost: 50/24

STARTERS

Offensive Returning/Lost: 9/2

Defensive Returning/Lost: 5/6

Special Teams Returning/Lost: 3/1

OFFENSE

X	Bruce Gipson, Joe Bain
Y	Allynson Sheffield, Cedrick King
LT	Derrick Sarosi
LG	Frank Davis , Jake Griffin
C	Alex Herron , John Miller
RG	Chris Carothers , Walter Walker
RT	Levi Newton , Jerome Springfield
TE	Mike Ruegger, Mark Feldman
H	J.B. Garris , C.J. Lewis
Z	S.J. Green , Travis Lipp
QB	Pat Julmiste , Ronnie Banks
RB	Clenton Crossley , Andre Hall

DEFENSE

LDE	Craig Kobel , Tavarious Robinson
NT	Cedric Battles, Matt Groelinger
DT	Lee Roy Selmon, Jr. , Antonio Searcy
RDE	Terrence Royal , Jon Simmons
SLB	Stephen Nicholas , Ben Moffit
MLB	Devon Davis, Ronnie McCullough
WLB	Patrick St. Louis, Josh Balloon
CB	D'Juan Brown , Sam Miller
CB	Mike Jenkins, A.J. Brandt
SS	Johnnie Jones, Drametrice Smith
FS	Javan Camon, Antonio Warren

SPECIALISTS

K	Santiago Gramatica , Justin Geisler
P	Brandon Baker , Santiago Gramatica
KR	C.J. Lewis

KEY LOSSES

WR	Elgin Hicks
WR	Huey Whittaker
LB	Courtney Davenport
DB	Ron Hemingway
LB	Maurice Jones
DB/KR	J.R. Reed
DB	Kevin Verpaele



Lee Roy Selmon, Jr.

2004 SPRING SIGNEES

NAME	POS.	HT.	WT.	YR.	HOMETOWN/HS, JC or COLLEGE
Jariette Buie	DE	6-3	230	Fr.	Seffner, Fla./Armwood
Jackie Chambers	WR	5-11	185	Fr.	Miami, Fla./Edison
Richard Clebert	DT	6-1	275	Fr.	Miami, Fla./Edison
Andre Copeland	RB	5-9	190	Fr.	Lake City, Fla./Columbia
Mark Dile	OL	6-4	275	Fr.	Miami, Fla./Edison
Marcus Edwards	WR	5-11	170	Fr.	Mayo, Fla./Lafayette
Louis Gachette	QB	6-2	205	Fr.	Immokalee, Fla./Immokalee
Andre Hall	RB	5-10	205	Jr.	St. Petersburg, Fla./Garden City CC (Kan.)
Jake Griffin	OL	6-4	300	Fr.	Seffner, Fla./Armwood
Matt Huners	OL	6-2	275	Fr.	Palm Harbor, Fla./University
C.J. Hunnicutt	DL	6-2	220	Fr.	Bradenton, Fla./Manatee
Randy Jackson	DL	6-2	260	Fr.	Lake Mary, Fla./Lake Mary
Shadie Jones	OL	6-4	285	Fr.	Pace, Fla./Pace
Terrance Jones	RB	5-10	180	Fr.	Sarasota, Fla./Booker
Josh Julmiste	TE	6-4	220	Fr.	Miramar, Fla./Miramar
George Kearse	DE	6-4	275	Fr.	Tampa, Fla./Blake
Duane Moment	DB	5-11	190	Fr.	Hollywood, Fla./Miramar
Brouce Mompremier	LB	6-1	220	Fr.	Miami, Fla./Edison
Johnny Peyton	WR	6-5	185	Fr.	Dade City, Fla./Pasco
Ricky Ponton	RB	5-11	205	Fr.	Tampa, Fla./Hillsborough
Antonio Searcy	DT	6-3	305	Jr.	Ft. Lauderdale, Fla./Dodge City CC (Kan.)
Chad Simpson	RB	5-9	180	Fr.	Miami, Fla./Edison
Danny Verpaele	DB	5-11	185	Fr.	Merritt Island, Fla./Merritt Island
Mike Williams	WR	6-0	175	Fr.	Seffner, Fla./Armwood


2004 ROSTER




NO.	NAME	POS.	HT.	WT.	YR.	EXP.	HOMETOWN/HS, JC or COLLEGE
16	Jason Allen	DE	6-2	230	Sr.		Ft. Myers, Fla./Ft. Myers
9	Joe Bain	WR	6-3	190	Jr.		Dade City, Fla./Pasco
47	Brandon Baker	P	6-4	220	Jr.		Lake Placid, Fla./Lake Placid
57	Josh Balloon	LB	6-0	215	Fr.		Tampa, Fla./Jefferson
14	Ronnie Banks	QB	6-3	230	Sr.		New Orleans, La./Lawless
55	Cedric Battles	DL	6-4	285	Sr.		Coleman, Fla./Wildwood
37	Brad Bielen	P	6-2	220	Fr.		Sarasota, Fla./Sarasota
84	Will Bleakley	TE	6-3	230	So.		Crystal River, Fla./Crystal River
5	A.J. Brant	DB	5-10	175	Fr.		Daytona Beach, Fla./Mainland
42	D'Juan Brown	DB	5-11	175	Jr.		Belle Glade, Fla./Glades Central
33	Jeremy Burnett	DB	6-1	190	So.		Tampa, Fla./Jefferson/Purdue
12	Javan Camon	DB	6-0	175	Sr.		Port Charlotte, Fla./Charlotte
63	Nick Capogna	OC	6-4	240	Fr.		Clearwater, Fla./Clearwater Catholic
74	Chris Carothers	OG	6-3	290	Jr.		Clearwater, Fla./Clearwater
85	Derek Carter	TE	6-4	240	Jr.		Tampa, Fla./Jesuit
98	Curtis Chance	DT	6-3	290	Fr.		St. Petersburg, Fla./Dixie Hollins
62	Roland Clarke	OG	6-4	300	So.		Miami, Fla./Northwestern
94	Allen Cray	DL	6-1	265	Fr.		Lake City, Fla./Columbia
28	Clenton Crossley	RB	5-10	210	Sr.		Bushnell, Fla./South Sumter
73	Justin Daniel	LS	6-2	250	Sr.		Punta Gorda, Fla./Charlotte
52	Devon Davis	LB	6-3	225	Jr.		Miramar, Fla./Miramar
68	Frank Davis	OT	6-4	310	Jr.		Republic of Panama/Kilpatrick
44	Mark Feldman	TE	6-4	245	Sr.		Clearwater, Fla./Clearwater Catholic
5	Brian Fisher	WR	5-9	180	Sr.		Pensacola, Fla./Pine Forest
10	J.B. Garriss	WR	6-2	180	Fr.		Gibson, Fla./East Bay
49	Justin Geisler	PK	6-1	170	Sr.		Land O'Lakes, Fla./Land O'Lakes
96	Woody George	DE	6-3	250	Fr.		Belle Glade, Fla./Glades Central
19	Bruce Gipson	DB	5-10	180	Sr.		Port Charlotte, Fla./Charlotte
7	Santiago Gramatica	PK	5-10	165	Sr.		LaBelle, Fla./LaBelle
81	S.J. Green	WR	6-3	200	So.		Brandon, Fla./Brandon
95	Matt Groelinger	DL	6-4	285	Sr.		San Diego, Calif./Ramona
87	Colby Hearn	WR	5-10	170	So.		Ocala, Fla./Bellevue
26	Billy Henderson	RB	5-11	190	Jr.		Pinellas Park, Fla./Pinellas Park
71	Alex Herron	OC	6-3	280	Sr.		New Smyrna Beach, Fla./New Smyrna Beach
36	Jordan Hicks	LB	6-4	200	Fr.		Tampa, Fla./Gaither
78	Broward Holsey	OT	6-5	275	So.		Clearwater, Fla./Clearwater
50	Dorreaan James	LB	6-3	200	Fr.		Miami, Fla./Northwestern
18	Mike Jenkins	DB	6-0	185	Fr.		Bradenton, Fla./Southeast
80	Rod Joyner	WR	6-0	175	So.		Jacksonville, Fla./Andrew Jackson
27	Johnnie Jones	DB	6-2	205	Sr.		Sarasota, Fla./Booker
99	Tim Jones	DE	6-3	265	Sr.		Lakeland, Fla./Kathleen
3	Pat Julmiste	QB	6-2	220	So.		Miramar, Fla./Miramar
7	Cedric King	WR	5-11	170	Jr.		St. Petersburg, Fla./Gibbs
27	Andy Klein	PK	5-9	170	So.		Bradenton, Fla./Southeast
40	Craig Kobel	DL	6-2	265	Sr.		Lake Worth, Fla./Santaluces
13	Evan Kraky	QB	6-2	205	Fr.		Scott Township, Pa./Lakeland
60	Rashid Laverne	OG	6-3	310	Fr.		Jacksonville, Fla./Trinity Christian
1	C.J. Lewis	WR	5-11	175	Jr.		Titusville, Fla./Astronaut
23	Travis Lipp	WR	5-11	175	Jr.		Bradenton, Fla./Southeast
38	Craig Lloyd	FB	5-10	235	So.		Daytona Beach, Fla./Mainland
77	Mike Lube	OT	6-5	270	So.		Palm Harbor, Fla./University
69	Chris McBee	OG	6-5	310	Jr.		Titusville, Fla./Astronaut
90	Ramon McCollough	DL	6-2	305	So.		Daytona Beach, Fla./Mainland
58	Ronnie McCullough	LB	6-1	220	Fr.		Tampa, Fla./Hillsborough
82	Anwar McNeil	WR	6-3	205	Sr.		Sebring, Fla./Sebring
61	John Miller	OC	6-2	275	Jr.		Belle Glade, Fla./Glades Central
29	Sam Miller	DB	5-11	190	Fr.		Bushnell, Fla./South Sumter
59	Ben Moffit	LB	6-2	230	Fr.		Bushnell, Fla./South Sumter
11	David Mullins	QB	6-2	200	Jr.		Jacksonville, Fla./Bolles
79	Levi Newton	OT	6-4	305	Sr.		Jacksonville, Fla./Trinity Christian
51	Stephen Nicholas	LB	6-3	225	So.		Jacksonville, Fla./Lee
67	Robert O'Dell	OG	6-3	290	Fr.		Hudson, Fla./Land O'Lakes
21	Kenny Robinson	DB	5-10	190	Sr.		Pensacola, Fla./Escambia
46	Tavarious Robinson	DE	6-4	245	So.		Goulds, Fla./Homestead
56	Terrence Royal	DE	6-3	255	Jr.		Tampa, Fla./Wharton
48	Mike Ruegger	TE	6-2	240	Jr.		Gainesville, Fla./P.K. Yonge
54	Patrick St. Louis	LB	6-1	200	So.		Miami, Fla./Washington
66	Derrick Sarosi	OT	6-6	295	Sr.		Titusville, Fla./Astronaut
97	Antonio Searcy	DT	6-3	290	Jr.		Ft. Lauderdale, Fla./Stranahan
93	Lee Roy Selmon Jr.	DL	5-11	280	Sr.		Odessa, Fla./Sickles
12	Anthony Severino	QB	6-2	185	Fr.		Tampa, Fla./Jesuit
6	Allynson Sheffield	WR	5-11	180	Sr.		Miami, Fla./Northwestern
45	Jon Simmons	DE	6-5	245	Jr.		St. Petersburg, Fla./Clearwater Catholic
1	Sidney Simpson	DB	5-9	175	Sr.		Opalocka, Fla./Northwestern
72	Jerome Springfield	OT	6-8	335	Fr.		Lehigh Acres, Fla./Lehigh
41	Drametrice Smith	DB	6-1	210	So.		Ft. Lauderdale, Fla./St. Thomas Aquinas
50	Eric Thomas	DE	6-3	255	Fr.		Lake City, Fla./Columbia
39	Siaosi Uhatafe	DL	6-2	240	Fr.		St. Petersburg, Fla./Gibbs
75	Walter Walker	OT	6-5	285	Fr.		Ft. Lauderdale, Fla./South Plantation
4	Antonio Warren	DB	6-1	180	Sr.		Miami, Fla./North Miami Beach
91	Keith Watts	DL	6-2	290	Jr.		Seffner, Fla./Armwood/Kansas
86	Bryan Williams	WR	6-0	180	Jr.		Gainesville, Fla./P.K. Yonge
20	Trae Williams	RB	5-10	185	Fr.		Plant City, Fla./Durant
15	Willie Williams	WR	6-2	190	So.		Lake Wales, Fla./Lake Wales
89	Scott Wolf	TE	6-4	255	Jr.		Ft. Lauderdale, Fla./St. Thomas/Ga. Tech



Pat Julmiste



Derrick Sarosi




Clenton Crossley

Year	Coach	Overall	C-USA	Bowl
2003	Jim Leavitt	7-4	5-3	
2002	Jim Leavitt	9-2		
2001	Jim Leavitt	8-3		
2000	Jim Leavitt	7-4		
1999	Jim Leavitt	7-4		
1998	Jim Leavitt	8-3		
1997	Jim Leavitt	5-6		



Santiago Gramatica



Stephen Nicholas



Javan Camon

10 Great Moments...

August 30, 1996

Tulane upsets preseason favorite Cincinnati in the inaugural C-USA football game in Cincinnati, Ohio.

November 9, 1996

Memphis upsets No. 6 Tennessee, 21-17, in front of a sellout crowd at Liberty Bowl Memorial Stadium and a national television audience on CBS.



Tulane celebrates a 12-0 season in 1998.

December 31, 1998

Tulane caps off an undefeated (12-0) football season with a win over BYU in the AXA Liberty Bowl.

September 18, 1999

Cincinnati defeats No. 8 Wisconsin, 17-12, at Nippert Stadium.

December 4, 1999

Army plays Navy at Veterans Stadium in Philadelphia, marking the historic 100th meeting between the two academies.

December 5, 2000

Cincinnati's Jonathan Ruffin is the first C-USA player to win the Lou Groza Award, given to the nation's best placekicker.



Jonathan Ruffin, Cincinnati

December 4, 2001

Tulane kicker Seth Marler becomes the second straight C-USA player to win the Lou Groza Award.

September 26, 2002

Louisville defeats No. 4 Florida State, giving C-USA its highest ranked football win ever.

December, 2002

For the first time in league history, Conference USA sends five teams to bowl games. Cincinnati (New Orleans), Louisville (GMAC), Southern Miss (Houston), TCU (AXA Liberty) and Tulane (ConAgra Foods Hawaii) all play in the postseason.



Louisville defeats No. 4 Florida State, 26-20.

November 10, 2003

TCU is ranked No. 6 in the BCS poll, the highest ranking a non-BCS league school has ever achieved.

in C-USA Football History



STATISTICS - ALL GAMES

RUSHING	G	ATT	YDS	AVG	TD	YDS/G
WILLIAMS, D., MEM	11	243	1430	5.9	10	130.0
MOORE, M., TUL	9	185	915	4.9	5	101.7
TOWNES, M., ECU	12	258	1128	4.4	8	94.0
MERRILL, R., TCU	12	201	1107	5.5	4	92.2
EVANS, Anthony, HOU	13	236	1149	4.9	9	88.4
SHELTON, Eric, LOU	10	166	790	4.8	10	79.0
HALL, Richard, CIN	10	185	777	4.2	8	77.7
GATES, Lionel, LOU	13	141	817	5.8	11	62.8
HOBBS, Lonta, TCU	11	169	659	3.9	9	59.9
HARRIS, A., USM	13	158	671	4.2	7	51.6

PASS EFFICIENCY	G	ATT	CMP	INT	PCT	YDS	TD	EFF
GUIDUGLI, Gino, CIN	14	472	258	21	54.7	3543	22	124.2
KOLB, Kevin, HOU	13	360	220	6	61.1	3131	25	153.8
LeFORS, Stefan, LOU	13	357	219	10	61.3	3145	17	145.5
LOSMAN, J.P., TUL	12	422	251	14	59.5	3077	33	139.9
HASSELL, B., TCU	10	240	136	8	56.7	2039	10	135.1
WIMPRINE, D., MEM	13	440	246	13	55.9	3174	22	127.1
ALMOND, Dustin, USM	13	251	121	7	48.2	1877	13	122.5
GUIDUGLI, Gino, CIN	12	425	227	10	53.4	2704	14	113.0
ROBINSON, D., ECU	9	201	133	11	66.2	1262	3	112.9

TOTAL OFFENSE	G	RUSH	PASS	PLAYS	TOTAL	YDS/G
LeFORS, Stefan, LOU	13	405	3145	428	3550	273.1
KOLB, Kevin, HOU	13	346	3131	499	3477	267.5
LOSMAN, J.P., TUL	12	80	3077	499	3157	263.1
WIMPRINE, D., MEM	13	-3	3174	480	3171	243.9
HASSELL, B., TCU	10	369	2039	360	2408	240.8
GUIDUGLI, Gino, CIN	12	166	2704	501	2870	239.2
DAHMAN, Zac, ARMY	13	-180	2234	497	2054	158.0
ALMOND, Dustin, USM	13	154	1877	342	2031	156.2
BANKS, Ronnie, USF	9	-42	1448	302	1406	156.2
ROBINSON, D., ECU	9	127	1262	269	1389	154.3

RECEPTIONS/GAME	G	REC	YDS	TD	AVG/C	YDS/G
COPPER, T., ECU	12	87	897	2	10.3	7.25
RUSSELL, J.R., LOU	13	75	1213	8	16.2	5.77
WILLIAMS, R., TUL	12	66	1006	9	15.2	5.50
ALEXANDER, A., ARMY	13	64	861	6	13.5	4.92
MARSHALL, V., HOU	13	60	812	7	13.5	4.62
HARRELL, R., TCU	13	58	1012	2	17.4	4.46
AVERY, M., MEM	11	49	742	8	15.1	4.45
MOORE, Mewelde, TUL	9	39	408	4	10.5	4.33
MIDDLETON, B., HOU	13	55	1250	14	22.7	4.23

REC. YDS/GAME	G	REC	YDS	TD	AVG/C	YDS/G
MIDDLETON, B., HOU	13	55	1250	14	22.7	96.2
RUSSELL, J.R., LOU	13	75	1213	8	16.2	93.3
WILLIAMS, R., TUL	12	66	1006	9	15.2	83.8
HARRELL, R., TCU	13	58	1012	2	17.4	77.8
COPPER, T., ECU	12	87	897	2	10.3	74.8
WHITE, Roddy, UAB	12	39	844	7	21.6	70.3
AVERY, Maurice, MEM	11	49	742	8	15.1	67.5
ALEXANDER, A., ARMY	13	64	861	6	13.5	66.2
MARSHALL, V., HOU	13	60	812	7	13.5	62.5

ALL-PURPOSE	G	RUSH	RCV	PR	KR	YDS	AVG/G
WILLIAMS, D., MEM	11	1430	384	0	299	2113	192.1
MOORE, M., TUL	9	915	408	0	0	1323	147.0
TOWNES, M., ECU	12	1128	176	0	85	1389	115.8
RODGERS, Cory, TCU	13	39	590	352	509	1490	114.6
MIDDLETON, B., HOU	13	0	1250	0	171	1421	109.3
CLARK, B., LOU	11	50	313	0	821	1184	107.6
MERRILL, Robert, TCU	12	1107	158	0	0	1265	105.4
HALL, Richard, CIN	10	777	252	0	0	1029	102.9
WHITE, William, ARMY	12	12	433	0	785	1230	102.5
RUSSELL, J.R., LOU	13	0	1213	46	0	1259	96.8

INTERCEPTIONS	G	INT	YDS	TD	INT/G
REED, J.R., USF	11	7	45	0	0.64
HOLLY, Daven, CIN	12	6	58	1	0.50
LUCAS, Sean, TUL	12	5	51	0	0.42
WALKER, Mark, TCU	13	5	25	0	0.38
NORTON, Zach, CIN	12	4	62	0	0.33
GULLEY, Will, HOU	13	4	56	0	0.31
BROOKS, Greg, USM	11	3	24	0	0.27
BOGER, Tra., TUL	12	3	35	0	0.25
WHITMORE, J., UAB	12	3	29	0	0.25

PUNT RETURNS	G	RET	YDS	TD	AVG
JONES, Carl, CIN	9	9	135	0	15.0
YOUNG, Marvin, USM	13	33	450	1	13.6
RODGERS, Cory, TCU	13	32	352	0	11.0
McCULLAR, Chad, HOU	13	28	282	0	10.1
STITH, Ray, ARMY	13	13	123	1	9.5
SOUTHALL, J., UAB	12	12	113	0	9.4
FISHER, Brian, USF	11	47	424	0	9.0
HOPPE, Cole, MEM	13	27	211	0	7.8
LEWIS, T., CIN	12	23	179	0	7.8

KICKOFF RETURNS	G	RET	YDS	TD	AVG
REED, J.R., USF	11	18	570	1	31.7
EUBANKS, John, USM	13	17	499	1	29.4
WILSON, Ricky, HOU	13	23	600	1	26.1
WHITE, William, ARMY	12	33	785	0	23.8
WILLIAMS, D., MEM	11	13	299	0	23.0
RODGERS, Cory, TCU	13	23	509	0	22.1
LEWIS, Thaddeus, CIN	12	12	265	0	22.1
SMITH, Fred, TUL	12	38	830	1	21.8
POPE, Roshawn, HOU	13	22	474	0	21.5
FOX, Demarcus, ECU	12	18	376	1	20.9

PUNTING	G	PUNT	YDS	AVG
DOUGHERTY, R., ECU	12	64	2846	44.5
BECKMAN, Chris, TUL	12	65	2829	43.5
JOHNSON, Luke, USM	13	79	3326	42.1
McCLARY, Jimmy, HOU	13	61	2560	42.0
MULLINS, Parker, UAB	12	72	2962	41.1
BAKER, Brandon, USF	11	74	3002	40.6
MOODY, Brent, LOU	12	51	2018	39.6
ROBERSON, B., MEM	12	50	1975	39.5
BRAZIEL, John, TCU	13	66	2568	38.9
ERVIN, Chet, CIN	12	64	2478	38.7

FIELD GOALS	G	FG	FGA	PCT	FG/G
BROWNE, Nick, TCU	13	28	33	84.8	2.15
GOSTKOWSKI, MEM	13	19	29	65.5	1.46
HAYES, Nick, UAB	12	17	20	85.0	1.42
MCCALEB, D., USM	12	14	17	82.4	1.17
GRAMATICA, S., USF	11	12	20	60.0	1.09
BELL, Dustin, HOU	13	14	19	73.7	1.08
SMITH, Nate, LOU	13	14	20	70.0	1.08
BROADWELL, ECU	12	12	18	66.7	1.00
MANFREDINI, C., CIN	11	10	11	90.9	0.91

SCORING	G	TD	2PT	FG	PTS	PTS/G
BROWNE, Nick, TCU	13	0	38	28	122	9.4
GOSTKOWSKI, MEM	13	0	44	19	101	7.8
BELL, Dustin, HOU	13	0	56	14	98	7.5
WILLIAMS, D., MEM	11	13	0	0	78	7.1
SMITH, Nate, LOU	13	0	50	14	92	7.1
MIDDLETON, B., HOU	13	14	0	0	84	6.5
HAYES, Nick, UAB	12	0	26	17	77	6.4
MCCALEB, D., USM	12	0	31	14	73	6.1
GRAMATICA, S., USF	11	0	30	12	66	6.0
AVERY, Maurice, MEM	11	11	0	0	66	6.0

STATISTICS – ALL GAMES



2004 FOOTBALL

TACKLES	G	UA	A	TOTAL	TPG
DAVIS, Rod, USM	12	111	53	164	13.7
MOORE, Chris, ECU	11	100	48	148	13.5
WOODFIN, Zac., UAB	12	99	50	149	12.4
BOLEY, Michael, USM	13	101	50	151	11.6
KENT, Ryan, ARMY	13	84	62	146	11.2
BOGER, Tra., TUL	12	74	59	133	11.1
McCUNE, Robert,	13	81	59	140	10.8
ELDRIDGE, Nigel, UAB	12	61	67	128	10.7
JONES, Maurice, USF	11	73	44	117	10.6
HILL, Brian, ARMY	12	51	74	125	10.4
PRUITT, Etric, USM	13	88	44	132	10.2
WASHINGTON, ARMY	13	66	63	129	9.9
EVERSON, Lance, HOU	13	86	38	124	9.5
REED, J.R., USF	11	66	35	101	9.2
CANNON, Anthony, TUL	11	58	42	100	9.1
QUICK, Brandt, TUL	12	71	37	108	9.0
DAWSON, Joey, TUL	9	56	24	80	8.9
JOHNSON, Brent, LOU	13	82	33	115	8.8
MCCOY, Mickey, ECU	12	64	41	105	8.8
ENZOR, Jamar, CIN	12	67	37	104	8.7
LUCAS, Sean, TUL	12	69	33	102	8.5
DAVENPORT, C., USF	11	49	41	90	8.2
GULLEY, Will, HOU	13	72	30	102	7.8
VERPAELE, Kevin, USF	11	53	33	86	7.8
HYDEN, Will, MEM	13	66	35	101	7.8

SACKS	G	UA	A	TOTAL
SCHOBEL, Bo, TCU	13	13	4	15.0
BOLEY, Michael, USM	13	11	0	11.0
JONES, Marcus, LOU	13	8	2	9.0
CLAY, Joe, HOU	13	7	0	7.0
TERRY, Coot, MEM	13	6	1	6.5
FRAZIER, Andre, CIN	12	5	2	6.0
PAUL, Terrell, USM	11	6	0	6.0
KOBEL, Craig, USF	11	5	2	6.0
MCELVEEN, J., UAB	12	6	0	6.0
WILLIAMS, B., TCU	13	5	1	5.5

TACKLES FOR LOSS	G	TOTAL	AVG.
SCHOBEL, Bo, TCU	13	23	1.77
BOLEY, Michael, USM	13	23	1.77
DAVIS, Rod, USM	12	20	1.67
KOBEL, Craig, USF	11	19	1.73
JONES, Marcus, LOU	13	17	1.31
COLE, Trent, CIN	12	17	1.42
EVERSON, Lance, HOU	13	17	1.31
CLAY, Joe, HOU	13	16	1.23
ROYAL, Terrence, USF	11	15	1.36
WILLIAMS, B., TCU	13	15	1.15

FUMBLES FORCED	G	TOTAL
DAWSON, Joey, TUL	9	4
DAVIS, Rod, USM	12	5
BOGER, Tra, TUL	12	4
TERRY, Coot, MEM	13	4
VERPAELE, Kevin, USF	11	3
BROWN, Winfred, TUL	11	3
RUSSELL, Jason, CIN	12	3
SCHOBEL, Bo, TCU	13	3
CASH, Antoine, USM	13	3
BOLEY, Michael, USM	13	3

PASS BREAKUPS	G	TOTAL
WALKER, Mark, TCU	13	19
BROOKS, Greg, USM	11	15
KEYES, Bobby, UAB	12	16
REED, J.R., USF	11	14
HOLLY, Daven, CIN	12	15
JEAN, Erode, ECU	11	12
PRUITT, Etric, USM	13	13
VOGEL, Scott, MEM	13	13
GULLEY, Will, HOU	13	11
YATES, Corey, USM	13	11

RUSHING OFFENSE	G	ATT	YDS	AVG	TD	YDS/G
Louisville	13	518	2966	5.7	35	228.2
Houston	13	651	2802	4.3	31	215.5
TCU	13	659	2700	4.1	27	207.7
Memphis	13	530	2360	4.5	22	181.5
Cincinnati	12	518	1980	3.8	18	165.0
East Carolina	12	502	1660	3.3	16	138.3
UAB	12	443	1589	3.6	11	132.4
Tulane	12	405	1589	3.9	10	132.4
USF	11	422	1454	3.4	18	132.2
Southern Miss	13	524	1587	3.0	14	122.1
Army	13	405	826	2.0	10	63.5

PASS OFFENSE	G	ATT	CMP	INT	PCT	YDS	AVG	TD	YDS/G
Memphis	13	470	260	13	55.3	3419	7.3	23	263.0
Louisville	13	395	237	12	60.0	3389	8.6	20	260.7
Tulane	12	425	253	14	59.5	3093	7.3	34	257.8
Houston	13	367	223	7	60.8	3156	8.6	26	242.8
Cincinnati	12	438	231	10	52.7	2741	6.3	14	228.4
TCU	13	349	199	11	57.0	2881	8.3	12	221.6
UAB	12	337	164	13	48.7	2599	7.7	16	216.6
Army	13	525	272	25	51.8	2694	5.1	13	207.2
Southern Miss	13	364	188	13	51.6	2637	7.2	17	202.8
USF	11	348	168	12	48.3	1957	5.6	12	177.9
East Carolina	12	360	211	18	58.6	2075	5.8	6	172.9

TOTAL OFFENSE	G	RUSH	PASS	PLAYS	YDS	AVG/P	TD	YDS/G
Louisville	13	2966	3389	913	6355	7.0	55	488.8
Houston	13	2802	3156	1018	5958	5.9	57	458.3
Memphis	13	2360	3419	1000	5779	5.8	45	444.5
TCU	13	2700	2881	1008	5581	5.5	39	429.3
Cincinnati	12	1980	2741	956	4721	4.9	32	393.4
Tulane	12	1589	3093	830	4682	5.6	44	390.2
UAB	12	1589	2599	780	4188	5.4	27	349.0
Southern Miss	13	1587	2637	888	4224	4.8	31	324.9
East Carolina	12	1660	2075	862	3735	4.3	22	311.2
USF	11	1454	1957	770	3411	4.4	30	310.1
Army	13	826	2694	930	3520	3.8	23	270.8

SCORING OFFENSE	TD	XP	2XP	DXP	FG	SAF	PTS	AVG
Louisville	58	50	4	0	14	1	450	34.6
Houston	58	56	1	0	14	0	448	34.5
Memphis	48	44	1	0	19	1	393	30.2
TCU	42	38	3	0	28	0	380	29.2
Tulane	47	40	2	1	3	0	337	28.1
Cincinnati	35	27	2	0	20	1	303	25.2
USF	34	30	3	0	12	0	276	25.1
Southern Miss	36	31	1	0	14	1	293	22.5
UAB	28	26	0	0	17	0	245	20.4
East Carolina	26	23	1	0	12	0	217	18.1
Army	27	20	3	0	6	0	206	15.8

PUNT RETURNS	G	RET	YDS	TD	AVG
Southern Miss	13	35	451	1	12.9
Army	13	20	220	2	11.0
TCU	13	38	407	1	10.7
Houston	13	28	282	0	10.1
USF	11	50	495	0	9.9
Cincinnati	12	34	314	0	9.2
Louisville	13	28	258	1	9.2
UAB	12	34	294	1	8.6
Memphis	13	29	225	0	7.8
Tulane	12	30	212	0	7.1
East Carolina	12	27	124	0	4.6

KICKOFF RETURNS	G	RET	YDS	TD	AVG
USF	11	30	755	1	25.2
Houston	13	58	1318	1	22.7
Southern Miss	13	36	795	1	22.1
Tulane	12	51	1080	1	21.2
Army	13	67	1371	0	20.5
TCU	13	33	643	0	19.5
Cincinnati	12	36	684	0	19.0
East Carolina	12	51	958	1	18.8
Memphis	13	31	578	0	18.6
UAB	12	42	783	0	18.6
Louisville	13	54	993	0	18.4

STATISTICS - ALL GAMES



RUSHING DEFENSE	G	RUSHES	YARDS	AVG	TD	YDS/G
TCU	13	443	1218	2.7	13	93.7
Memphis	13	485	1435	3.0	12	110.4
USF	11	494	1493	3.0	10	135.7
Cincinnati	12	470	1733	3.7	18	144.4
Southern Miss	13	554	2045	3.7	12	157.3
Louisville	13	513	2214	4.3	22	170.3
UAB	12	484	2136	4.4	21	178.0
Houston	13	534	2713	5.1	33	208.7
East Carolina	12	530	2519	4.8	26	209.9
Army	13	613	2740	4.5	32	210.8
Tulane	12	592	2924	4.9	33	243.7

PASS EFF. DEF.	ATT	CMP	INT	PCT	YDS	TD	EFF
USF	352	173	13	49.1	1979	14	102.1
Southern Miss	366	189	14	51.6	2262	9	104.0
Memphis	394	187	11	47.5	2410	14	105.0
Cincinnati	337	170	19	50.4	2263	17	112.2
UAB	385	223	14	57.9	2499	11	114.6
Louisville	474	264	13	55.7	3358	19	122.9
TCU	423	218	18	51.5	3325	18	123.1
Tulane	357	192	14	53.8	2651	19	125.9
Houston	375	205	14	54.7	3012	27	138.4
Army	382	249	12	65.2	3294	21	149.5
East Carolina	298	173	7	58.1	2396	26	149.7

TOTAL DEFENSE	RUSH	PASS	PLAYS	YARDS	AVG/P	TD	YDS/G
Memphis	1435	2410	879	3845	4.4	26	295.8
USF	1493	1979	846	3472	4.1	24	315.6
Southern Miss	2045	2262	920	4307	4.7	21	331.3
Cincinnati	1733	2263	807	3996	5.0	35	333.0
TCU	1218	3325	866	4543	5.2	31	349.5
UAB	2136	2499	869	4635	5.3	32	386.2
East Carolina	2519	2396	828	4915	5.9	52	409.6
Louisville	2214	3358	987	5572	5.6	41	428.6
Houston	2713	3012	909	5725	6.3	60	440.4
Army	2740	3294	995	6034	6.1	53	464.2
Tulane	2924	2651	949	5575	5.9	52	464.6

SCORING DEFENSE	TD	XP	2XP	DXP	FG	SAF	PTS	AVG/G
Southern Miss	25	21	2	0	17	0	226	17.4
Memphis	32	29	0	1	9	0	250	19.2
USF	28	23	0	0	11	0	224	20.4
TCU	33	29	2	0	15	0	276	21.2
UAB	33	26	5	0	17	1	287	23.9
Cincinnati	40	34	3	0	13	0	319	26.6
Louisville	45	40	2	0	15	1	361	27.8
Tulane	54	47	4	0	15	0	424	35.3
East Carolina	55	50	2	0	14	1	428	35.7
Houston	62	57	2	0	11	1	468	36.0
Army	60	53	3	0	19	0	476	36.6

TURNOVER MARGIN	(Gained)			(Lost)			MAR
	FUM	INT	TOT	FUM	INT	TOT	
Tulane	17	14	31	12	14	26	+5
Southern Miss	19	14	33	15	13	28	+5
TCU	9	18	27	12	11	23	+4
Louisville	10	13	23	8	12	20	+3
Cincinnati	9	19	28	18	10	28	+0
USF	12	13	25	14	12	26	-1
Memphis	13	11	24	15	13	28	-4
UAB	9	14	23	15	13	28	-5
Houston	6	14	20	19	7	26	-6
East Carolina	13	7	20	14	18	32	-12
Army	12	12	24	19	25	44	-20

PUNTING	PUNTS	AVG	RET	YDS	YDS/P
East Carolina	65	43.9	32	213	40.6
Tulane	66	43.1	28	331	38.1
USF	76	39.8	26	190	37.2
Louisville	54	39.4	29	170	36.2
UAB	74	40.2	34	307	36.1
Southern Miss	84	40.0	50	374	35.5
TCU	66	38.9	34	289	34.5
Houston	63	41.4	44	489	33.7
Memphis	67	38.7	38	370	33.2
Cincinnati	68	36.6	25	263	32.7
Army	84	36.6	39	380	32.0

FIELD GOALS	G	MADE	ATT	PCT.
UAB	12	17	20	.850
TCU	13	28	34	.824
Southern Miss	13	14	17	.824
Army	13	6	8	.750
Houston	13	14	19	.737
Cincinnati	12	20	28	.714
Louisville	13	14	20	.700
East Carolina	12	12	18	.667
Memphis	13	19	29	.655
USF	11	12	20	.600
Tulane	12	3	7	.429

PAT KICKING	G	MADE	ATT	PCT.
Houston	13	56	56	1.000
TCU	13	38	38	1.000
Memphis	13	44	45	.978
USF	11	30	31	.968
UAB	12	26	27	.963
Army	13	20	21	.952
Louisville	13	50	53	.943
Tulane	12	40	43	.930
East Carolina	12	23	25	.920
Southern Miss	13	31	34	.912
Cincinnati	12	27	30	.900

FIRST DOWNS	G	RUSH	PASS	PEN	TOTAL
Houston	13	173	119	17	309
TCU	13	133	131	33	297
Louisville	13	140	138	17	295
Memphis	13	117	142	26	285
Tulane	12	98	140	23	261
Cincinnati	12	113	118	17	248
Army	13	58	129	37	224
East Carolina	12	105	92	21	218
Southern Miss	13	87	114	12	213
UAB	12	80	94	23	197
USF	11	85	84	12	181

3RD-DN CONVERSIONS	G	MADE	ATT	PCT.
TCU	13	88	209	42.1
Tulane	12	64	159	40.3
Memphis	13	84	209	40.2
Houston	13	79	199	39.7
Louisville	13	68	172	39.5
Cincinnati	12	76	203	37.4
East Carolina	12	66	186	35.5
Army	13	72	216	33.3
Southern Miss	13	65	200	32.5
UAB	12	55	173	31.8
USF	11	52	166	31.3

4TH-DN CONVERSIONS	G	MADE	ATT	PCT.
Houston	13	19	27	70.4
Louisville	13	15	23	65.2
Southern Miss	13	10	20	50.0
UAB	12	7	14	50.0
TCU	13	7	15	46.7
Tulane	12	7	17	41.2
USF	11	5	13	38.5
Cincinnati	12	10	26	38.5
East Carolina	12	7	20	35.0
Army	13	11	32	34.4
Memphis	13	3	14	21.4

PENALTIES	G	NO	YDS	AVG./G
Army	13	66	595	45.8
Southern Miss	13	74	596	45.8
Memphis	13	80	643	49.5
Tulane	12	66	612	51.0
East Carolina	12	76	614	51.2
UAB	12	77	629	52.4
Cincinnati	12	77	668	55.7
Louisville	13	98	793	61.0
TCU	13	105	938	72.2
Houston	13	111	942	72.5
USF	11	103	913	83.0

INDIVIDUAL GAME HIGHS

Points scored	24	Lionel Gates (LOU) vs. Houston, Nov. 22
Touchdowns	4	Lionel Gates (LOU) vs. Houston, Nov. 22
TD responsibility	5	J.P. Losman (TUL) at Army, Sept. 20
	5	J.P. Losman (TUL) vs. Houston, Oct. 11
	5	Kevin Kolb (HOU) vs. TCU, Oct. 25
Points scored kicking	19	Nick Browne (TCU) vs. Cincinnati, Nov. 15
Total offense yards	578	Kevin Kolb (HOU) vs. TCU, Oct. 25
Total offense plays	63	Danny Wimprine (MEM) at Mississippi St., Oct. 11
Total offense yards/play	33.5	Robert Haskins (LOU) vs. Houston, Nov. 22
Rushing yards	204	Robert Merrill (TCU) at Houston, Oct. 25
Rushing attempts	39	Marvin Townes (ECU) at Army, Oct. 18
Yards per rush	33.5	Robert Haskins (LOU) vs. Houston, Nov. 22
Rushing TDs	4	Lionel Gates (LOU) vs. Houston, Nov. 22
Longest rush	88	Lionel Gates (LOU) vs. Miami, Dec. 18
Passing yards	459	Stefan Lefors (LOU) at TCU, Nov. 5
Passing attempts	60	Danny Wimprine (MEM) at Mississippi St., Oct. 11
Passing TDs	5	J.P. Losman (TUL) at Army, Sept. 20
Longest pass	98	Brandon Hassell (TCU) at Arizona, Sept. 27
Passes completed	34	Zac Dahman (ARMY) at UAB, Nov. 1
Had intercepted	4	Zac Dahman (ARMY) vs. Tulane, Sept. 20
	4	Danny Wimprine (MEM) vs. USF, Nov. 29
Receiving yards	232	Brandon Middleton (HOU) vs. TCU, Oct. 25
Receptions	13	Maurice Avery (MEM) vs. UAB, Oct. 4
Yards per catch	68.0	Nick Coon (UAB) vs. Army, Nov. 1
Receiving TDs	3	Mewelde Moore (TUL) vs. Northwestern St., Sept. 6
	3	R. Williams (TUL) at Army, Sept. 20
	3	Elgin Hicks (USF) at East Carolina, Nov. 8
	3	J.R. Russell (LOU) vs. Miami, Dec. 18
Longest reception	98	Reggie Harrell (TCU) at Arizona, Sept. 27
	95	Roddy White (UAB) vs. Cincinnati, Oct. 11
Field goal attempts	5	Nate Smith (LOU) at TCU, Nov. 5
	5	Nick Browne (TCU) vs. Cincinnati, Nov. 15
Field goals made	5	Nick Browne (TCU) vs. Cincinnati, Nov. 15
Longest field goal	50	Nick Browne (TCU) vs. Vanderbilt, Sept. 20
	50	Nick Hayes (UAB) vs. Army, Nov. 1
Field goal pct.	1.000	many tied with
PAT kicks attempted	8	Nick Browne (TCU) at Houston, Oct. 25
	8	Nate Smith (LOU) vs. Houston, Nov. 22
	8	Dustin Bell (HOU) vs. UAB, Nov. 29
PAT kicks made	8	Nick Browne (TCU) at Houston, Oct. 25
	8	Dustin Bell (HOU) vs. UAB, Nov. 29
PAT kicks pct.	1.000	many tied with
Punts	11	Jimmy McClary (HOU) at Michigan, Sept. 6
	11	Alex Bradford (ARMY) vs. Houston, Nov. 15
Yards punted	51	Jimmy McClary (HOU) at Michigan, Sept. 6
Longest punt	76	Luke Johnson (USM) vs. USF, Oct. 25
Punting avg.	55.3	Jimmy McClary (HOU) at Louisville, Nov. 22
Punt returns	8	Brian Fisher (USF) vs. Louisville, Oct. 04
Punt return yards	124	Marvin Young (USM) vs. Memphis, Sept. 13
Longest punt return	87	Marvin Young (USM) vs. Memphis, Sept. 13
Punt return TDs	1	six tied with
Punt return avg.	35.5	Carl Jones (CIN) vs. Army, Oct. 25
Kick returns	7	Broderick Clark (LOU) vs. Memphis, Nov. 15
Kick return yards	176	Ricky Wilson (HOU) at Louisville, Nov. 22
Kick return avg.	74.5	Demarcus Fox (ECU) at Memphis, Nov. 1
Longest kick return	100	Fred Smith (TUL) vs. TCU, Sept. 1
	100	Ricky Wilson (HOU) at Louisville, Nov. 22
Kick return TDs	1	five tied with
Interceptions	3	J.R. Reed (USF) at Memphis, Nov. 29
Interception return yds.	80	John Eubanks (USM) at East Carolina, Nov. 29
Interception return avg.	16.5	Kerry Rhodes (LOU) vs. Tulane, Oct. 17
Longest interception rtn.	80	John Eubanks (USM) at East Carolina, Nov. 29
Interception return TDs	1	11 tied with
All-purpose yards	305	DeAngelo Williams (MEM) at Tulane, Oct. 25
Tackles	24.0	Chris Moore (ECU) at Cincinnati, Sept. 1
Sacks	3.0	Jermain McElveen (UAB) at Memphis, Oct. 4
	3.0	Bo Schobel (TCU) vs. Army, Oct. 4
	3.0	Coot Terry (MEM) vs. East Carolina, Nov. 1
	3.0	Michael Boley (USM) at East Carolina, Nov. 29
Tackles for loss	4.0	15 tied with

TEAM GAME HIGHS

Points	66	Louisville vs. Houston, Nov. 22
Points scored kicking	19	TCU vs. Cincinnati, Nov. 15
Touchdowns	9	Louisville vs. Houston, Nov. 22
Total offense yards	782	TCU at Houston, Oct. 25
Total offense plays	105	Houston at Tulane, Oct. 11
Total offense yards/play	9.4	Louisville vs. Houston, Nov. 22
Rushing yards	445	Louisville vs. Houston, Nov. 22
Rushing attempts	70	Houston at Army, Nov. 15
Yards per rush	9.0	Louisville at Cincinnati, Nov. 28
Rushing TDs	7	Louisville vs. Houston, Nov. 22
Longest rush	88	Louisville vs. Miami, Dec. 18
Passing yards	459	Louisville at TCU, Nov. 5
Passing attempts	61	Memphis at Mississippi State, Oct. 11
Passing TDs	5	Tulane at Army, Sept. 20
Longest pass	98	TCU at Arizona, Sept. 27
Passes completed	36	Army at UAB, Nov. 1
Had intercepted	5	Army vs. Tulane, Sept. 20
	5	USF vs. UAB, Nov. 22
Pass completion pct.	85.7	Houston at Army, Nov. 15
Yards per catch	36.2	UAB vs. Army, Nov. 1
Field goal attempts	5	Louisville at TCU, Nov. 5
	5	TCU vs. Cincinnati, Nov. 15
	5	Cincinnati vs. Louisville, Nov. 28
Field goals made	5	TCU vs. Cincinnati, Nov. 15
Longest field goal	50	TCU vs. Vanderbilt, Sept. 20
	50	UAB vs. Army, Nov. 1
Field goal pct.	1.000	TCU vs. Cincinnati, Nov. 15
PAT kicks attempted	8	TCU at Houston, Oct. 25
	8	Louisville vs. Houston, Nov. 22
	8	Houston vs. UAB, Nov. 29
PAT kicks made	8	TCU at Houston, Oct. 25
	8	Houston vs. UAB, Nov. 29
PAT kicks pct.	1.000	many tied with
Punts	11	Houston at Michigan, Sept. 6
	11	Army vs. Houston, Nov. 15
Longest punt	76	Southern Miss vs. USF, Oct. 25
Yards punted	451	Houston at Michigan, Sept. 6
Punting avg.	55.3	Houston at Louisville, Nov. 22
Punt returns	8	USF vs. Louisville, Oct. 4
Punt return yards	124	Southern Miss vs. Memphis, Sept. 13
Punt return avg.	35.5	Cincinnati vs. Army, Oct. 25
Punt return TDs	1	six tied with
Longest punt return	87	Southern Miss vs. Memphis, Sept. 13
Kick returns	9	Houston at Louisville, Nov. 22
Kick return yards	266	Houston at Louisville, Nov. 22
Kick return avg.	44.8	East Carolina at Memphis, Nov. 1
Longest kick return	100	Tulane vs. TCU, Sept. 1
	100	Houston at Louisville, Nov. 22
Kick return TDs	1	five tied with
Interceptions	5	Houston vs. Mississippi State, Sept. 20
	5	Tulane at Army, Sept. 20
	5	UAB at USF, Nov. 22
Interception return yds.	90	Army at Hawai'i, Nov. 22
Interception return avg.	43.0	Southern Miss at East Carolina, Nov. 29
Longest interception rtn.	80	Southern Miss at East Carolina, Nov. 29
Interception return TDs	1	11 tied with
Fumbles lost	5	Cincinnati at West Virginia, Sept. 13
Fumbles recovered	4	Southern Miss at UAB, Sept. 4
Sacked by opp.	10	USF vs. TCU, Oct. 10
QB sacks	10	TCU at USF, Oct. 10
Turnovers committed	8	Army vs. Tulane, Sept. 20
Turnovers caused	8	Tulane at Army, Sept. 20
First downs	37	Louisville vs. Houston, Nov. 22
1st downs rushing	21	Louisville vs. Houston, Nov. 22
1st downs passing	21	Louisville at TCU, Nov. 5
1st downs by penalty	6	Army vs. Rutgers, Sept. 13
Penalties	18	Houston at Louisiana-Lafayette, Sept. 13
Penalties yards	145	USF vs. UAB, Nov. 22

STATISTICS – C-USA GAMES



2004 FOOTBALL

RUSHING	G	ATT	YDS	AVG	TD	YDS/G
WILLIAMS, D., MEM	7	163	1007	6.2	6	143.9
EVANS, Anthony, HOU	8	165	844	5.1	8	105.5
TOWNES, M., ECU	8	185	843	4.6	7	195.4
MERRILL, R., TCU	8	118	716	6.1	2	89.5
HALL, Richard, CIN	6	123	444	3.6	3	74.0
PARQUET, D., MEM	7	84	457	5.4	0	65.3
GATES, Lionel, LOU	8	91	489	5.4	8	61.1
HARRIS, A., USM	8	124	468	3.8	6	58.5
HOBBS, Lonta, TCU	7	108	384	3.6	6	54.9
CHANEY, Trey, UAB	8	117	426	3.6	2	53.2

PASS EFFICIENCY	G	ATT	CMP	INT	PCT	YDS	TD	EFF
LeFORS, Stefan, LOU	8	257	155	5	60.3	2211	7	276.4
KOLB, Kevin, HOU	8	227	141	3	62.1	2011	16	251.4
LOSMAN, J.P., TUL	8	260	155	9	59.6	1991	23	348.9
GUIDUGLI, Gino, CIN	8	280	144	8	51.4	1679	7	209.9
WIMPRINE, D., MEM	8	269	144	10	53.5	1663	13	207.9
HASSELL, B., TCU	6	134	78	5	58.2	1226	7	204.3
DAHMAN, Zac, ARMY	8	273	147	11	53.8	1441	8	180.1
ALMOND, Dustin, USM	8	143	75	5	52.4	1255	10	156.9
BANKS, Ronnie, USF	7	199	94	6	47.2	961	3	137.3
WILLIAMS, Chris, UAB	6	67	23	4	34.3	494	3	82.3

TOTAL OFFENSE	G	RUSH	PASS	PLAYS	TOTAL	YDS/G
LeFORS, Stefan, LOU	8	285	2211	308	2496	312.0
KOLB, Kevin, HOU	8	255	2011	320	2266	283.2
LOSMAN, J.P., TUL	8	104	1991	315	2095	261.9
HASSELL, B., TCU	6	179	1226	193	1405	234.2
GUIDUGLI, Gino, CIN	8	96	1679	325	1775	221.9
WIMPRINE, D., MEM	8	-2	1663	294	1661	207.6
ALMOND, Dustin, USM	8	104	1255	192	1359	169.9
DAHMAN, Zac, ARMY	8	-95	1441	311	1346	168.2
WILLIAMS, D., MEM	7	1007	0	163	1007	143.9
BANKS, Ronnie, USF	7	-41	961	234	920	131.4

RECEPTIONS/GAME	G	REC	YDS	TD	AVG/C	YDS/G
COPPER, T., ECU	8	56	583	2	10.4	7.00
RUSSELL, J.R., LOU	8	51	754	3	14.8	6.38
ALEXANDER, A., ARMY	8	43	565	5	13.1	5.38
EVERY, M., MEM	6	32	500	6	15.6	5.33
MIDDLETON, B., HOU	8	38	842	10	22.2	4.75
WILLIAMS, R., TUL	8	38	652	8	17.2	4.75
HARRELL, R., TCU	8	36	602	1	16.7	4.50
WHITE, Roddy, UAB	8	31	743	7	24.0	3.88
YOUNG, Marvin, USM	8	31	514	5	16.6	3.88
MARSHALL, V., HOU	8	31	458	4	14.8	3.88

REC. YDS/GAME	G	REC	YDS	TD	AVG/C	YDS/G
MIDDLETON, B., HOU	8	38	842	10	22.2	105.2
RUSSELL, J.R., LOU	8	51	754	3	14.8	94.2
WHITE, Roddy, UAB	8	31	743	7	24.0	92.9
EVERY, Maurice, MEM	6	32	500	6	15.6	83.3
WILLIAMS, R., TUL	8	38	652	8	17.2	81.5
HARRELL, R., TCU	8	36	602	1	16.7	75.2
COPPER, T., ECU	8	56	583	2	10.4	72.9
ALEXANDER, A., ARMY	8	43	565	5	13.1	70.6

ALL-PURPOSE	G	RUSH	RCV	PR	KR	YDS	AVG/G
WILLIAMS, D., MEM	7	1007	158	0	159	1324	189.1
RODGERS, Cory, TCU	8	29	459	235	405	1128	141.0
MIDDLETON, B., HOU	8	0	842	0	171	1013	126.6
TOWNES, M., ECU	8	843	94	0	19	956	119.5
YOUNG, M. USM	8	18	514	339	0	871	108.9
EVANS, A., HOU	8	844	16	0	0	860	107.5
GATES, Lionel, LOU	8	489	331	0	0	820	102.5
COPPER, T., ECU	8	1	583	119	98	801	100.1
MERRILL, R., TCU	8	716	82	0	0	798	99.8
CLARK, B., LOU	6	0	109	0	489	598	99.7

INTERCEPTIONS	G	INT	YDS	TD	INT/G
REED, J.R., USF	8	7	45	0	0.88
HOLLY, Daven, CIN	8	5	57	1	0.62
BOGER, Tra, TUL	8	3	35	0	0.38
RHODES, Kerry, LOU	8	3	33	1	0.38
LUCAS, Sean, TUL	8	3	32	0	0.38
GULLEY, Will, HOU	8	3	24	0	0.38
COLEY, Trevis, USM	8	3	18	0	0.38
BROOKS, Greg, USM	7	2	24	0	0.29
HARRIS, A., LOU	7	2	0	0	0.29
EUBANKS, J., USM	8	2	80	1	0.25

PUNT RETURNS	G	RET	YDS	TD	AVG
YOUNG, Marvin, USM	8	20	339	1	17.0
RODGERS, Cory, TCU	8	17	235	0	13.8
SMITH, Fred, TUL	8	10	105	0	10.5
SOUTHALL, J., UAB	8	11	105	0	9.5
FISHER, Brian, USF	8	42	374	0	8.9
HASKINS, R., LOU	8	18	158	0	8.8
RHODES, Lance, UAB	8	13	102	0	7.8
HOPPE, Cole, MEM	8	15	116	0	7.7
LEWIS, T., CIN	8	11	80	0	7.3

KICKOFF RETURNS	G	RET	YDS	TD	AVG
REED, J.R., USF	8	14	470	1	33.6
EUBANKS, John, USM	8	8	265	1	33.1
WHITE, William, ARMY	7	14	371	0	26.5
WILSON, Ricky, HOU	8	14	346	1	24.7
WESLEY, Scott, ARMY	6	6	140	0	23.3
FOX, Demarcus, ECU	8	13	298	1	22.9
SMITH, Fred, TUL	8	26	591	1	22.7
RODGERS, Cory, TCU	8	18	405	0	22.5
POPE, Roshawn, HOU	8	14	293	0	20.9
HARWELL, Tedric, CIN	8	11	210	0	19.1

PUNTING	G	PUNT	YDS	AVG
BECKMAN, Chris, TUL	8	43	1917	44.6
DOUGHERTY, R., ECU	8	46	2046	44.5
McCLARY, J., HOU	8	30	1287	42.9
JOHNSON, Luke, USM	8	49	2018	41.2
MULLINS, Parker, UAB	8	51	2099	41.2
BAKER, Brandon, USF	8	60	2416	40.3
BRAZIEL, John, TCU	8	42	1640	39.0
ROBERSON, B., MEM	7	33	1280	38.8
MOODY, Brent, LOU	8	35	1356	38.7
BRADFORD, A., ARMY	7	51	1949	38.2

FIELD GOALS	G	FG	FGA	PCT	FG/G
BROWNE, Nick, TCU	8	19	20	95.0	2.38
McCALEB, D., USM	8	11	13	84.6	1.38
HAYES, Nick, UAB	8	10	12	83.3	1.25
SMITH, Nate, LOU	8	10	15	66.7	1.25
MANFREDINI, C., CIN	7	8	9	88.9	1.14
BELL, Dustin, HOU	8	9	13	69.2	1.12
BROADWELL, ECU	8	9	14	64.3	1.12
GRAMATICA, S., USF	8	9	15	60.0	1.12
GOSTKOWSKI, MEM	8	9	15	60.0	1.12

SCORING	G	TD	2PT	FG	PTS	PTS/G
BROWNE, Nick, TCU	8	0	26	19	83	10.4
BELL, Dustin, HOU	8	0	35	9	62	7.8
MIDDLETON, B., HOU	8	10	0	0	60	7.5
SMITH, Nate, LOU	8	0	29	10	59	7.4
EVERY, Maurice, MEM	6	7	0	0	42	7.0
McCALEB, D., USM	8	0	23	11	56	7.0
HAYES, Nick, UAB	8	0	21	10	51	6.4
GOSTKOWSKI, MEM	8	0	24	9	51	6.4
TOWNES, M., ECU	8	8	0	0	48	6.0
GATES, Lionel, LOU	8	8	0	0	48	6.0

STATISTICS - C-USA GAMES



2004 FOOTBALL

TACKLES	G	UA	A	TOTAL	TPG
DAVIS, Rod, USM	8	78	38	116	14.5
MOORE, Chris, ECU	8	70	35	105	13.1
BOLEY, Michael, USM	8	66	36	102	12.8
WOODFIN, Zac, UAB	8	70	29	99	12.4
HILL, Brian, ARMY	7	32	51	83	11.9
KENT, Ryan, ARMY	8	61	33	94	11.8
PRUITT, Etric, USM	8	61	29	90	11.2
BOGER, Tra, TUL	8	49	39	88	11.0
McCUNE, Robert,	8	47	40	87	10.9
ELDRIDGE, Nigel, UAB	8	40	44	84	10.5
JONES, Maurice, USF	8	49	31	80	10.0
WASHINGTON, ARMY	8	38	42	80	10.0
CANNON, Anthony, TUL	7	38	29	67	9.6
JOHNSON, Brent, LOU	8	54	20	74	9.2
REED, J.R., USF	8	44	29	73	9.1
DAWSON, Joey, TUL	7	45	18	63	9.0
HYDEN, Will, MEM	8	50	21	71	8.9
HARPER, Greg, MEM	8	45	24	69	8.6
DAVENPORT, C., USF	8	37	32	69	8.6
MCCOY, Mickey, ECU	8	40	29	69	8.6
MODKINS, Jeremy, TCU	8	54	15	69	8.6
VERPAELE, Kevin, USF	8	41	28	69	8.6
EVERSON, Lance, HOU	8	48	20	68	8.5
QUICK, Brandt, TUL	8	41	25	66	8.2
ENZOR, Jamar, CIN	8	39	27	66	8.2

SACKS	G	UA	A	TOTAL
SCHOBEL, Bo, TCU	8	9	2	11
BOLEY, Michael, USM	8	8	0	8
KOBEL, Craig, USF	8	5	2	7
MCCLVEEN, J., UAB	8	6	0	6
FRAZIER, Andre, CIN	8	4	2	6
TERRY, Coot, MEM	8	5	0	5
HARPER, Greg, MEM	8	5	0	5
TAYLOR, Eric, MEM	8	4	0	4
PAUL, Terrell, USM	6	4	0	4
JONES, Marcus, LOU	8	4	0	4

TACKLES FOR LOSS	G	TOTAL	AVG.
BOLEY, Michael, USM	8	18	2.25
KOBEL, Craig, USF	8	15	1.88
DAVIS, Rod, USM	8	13	1.67
SCHOBEL, Bo, TCU	8	13	1.62
ROYAL, Terrence, USF	8	12	1.50
JONES, Marcus, LOU	8	11	1.38
SULLIVAN, Will, ARMY	8	11	1.38
MOORE, Chris, ECU	8	10	1.25
JONES, Tim, USF	8	10	1.25
EVERSON, Lance, HOU	8	10	1.25

FUMBLES FORCED	G	TOTAL
CASH, Antoine, USM	8	3
BOLEY, Michael, USM	8	3
DAVIS, Rod, USM	8	3
TERRY, Coot, MEM	8	3
BROWN, Winfred, TUL	7	2
HILL, Brian, ARMY	7	2
ROUTE, Israel, TUL	7	2
BROOKS, Greg, USM	7	2
BUTLER, Eric, ECU	7	2
QUICK, Brandt, TUL	8	2

PASS BREAKUPS	G	TOTAL
KEYES, Bobby, UAB	8	11
JEAN, Erode, ECU	8	9
WALKER, Mark, TCU	8	9
YATES, Corey, USM	8	9
BROOKS, Greg, USM	7	8
PRUITT, Etric, USM	8	8
REED, J.R., USF	8	7
SMITH, Wesley, MEM	8	6
HOLLY, Daven, CIN	8	5

RUSHING OFFENSE	G	ATT	YDS	AVG	TD	YDS/G
Louisville	8	312	1926	6.2	27	240.8
Houston	8	420	1895	4.5	19	236.9
TCU	8	396	1678	4.2	18	209.8
Memphis	8	338	1645	4.9	10	205.6
Cincinnati	8	356	1299	3.6	12	162.4
UAB	8	318	1190	3.7	9	148.8
East Carolina	8	344	1124	3.3	13	140.5
Tulane	8	279	1093	3.9	8	136.6
Southern Miss	8	340	1064	3.1	11	133.0
USF	8	312	911	2.9	11	113.9
Army	8	243	443	1.8	5	55.4

PASS OFFENSE	G	ATT	CMP	INT	PCT	YDS	AVG	TD	YDS/G
Louisville	8	268	158	5	59.0	2245	8.4	8	280.6
Houston	8	232	144	4	62.1	2036	8.8	17	254.5
Tulane	8	261	155	9	59.4	1991	7.6	23	248.9
TCU	8	220	125	7	56.8	1841	8.4	9	230.1
UAB	8	207	100	8	48.3	1829	8.8	13	228.6
Memphis	8	277	148	10	53.4	1750	6.3	14	218.8
Army	8	326	169	17	51.8	1732	5.3	9	216.5
Cincinnati	8	290	148	8	51.0	1716	5.9	7	214.5
Southern Miss	8	183	97	9	53.0	1540	8.4	12	192.5
USF	8	272	131	10	48.2	1385	5.1	6	173.1
East Carolina	8	246	132	11	53.7	1374	5.6	4	171.8

TOTAL OFFENSE	G	RUSH	PASS	PLAYS	YDS	AVG/P	TD	YDS/G
Louisville	8	1926	2245	580	4171	7.2	35	521.4
Houston	8	1895	2036	652	3931	6.0	36	491.4
TCU	8	1678	1841	616	3519	5.7	27	439.9
Memphis	8	1645	1750	615	3395	5.5	24	424.4
Tulane	8	1093	1991	540	3084	5.7	31	385.5
UAB	8	1190	1829	525	3019	5.8	22	377.4
Cincinnati	8	1299	1716	646	3015	4.7	19	376.9
Southern Miss	8	1064	1540	523	2604	5.0	23	325.5
East Carolina	8	1124	1374	590	2498	4.2	17	312.2
USF	8	911	1385	584	2296	3.9	17	287.0
Army	8	443	1732	569	2175	3.8	14	271.9

SCORING OFFENSE	TD	XP	2XP	DXP	FG	SAF	PTS	AVG
Louisville	37	29	4	0	10	0	289	36.1
Houston	37	35	1	0	9	0	286	35.8
TCU	30	26	3	0	19	0	269	33.6
Tulane	34	31	2	1	1	0	244	30.5
Southern Miss	28	23	1	0	11	0	226	28.2
Memphis	27	24	1	0	9	1	217	27.1
Cincinnati	21	16	2	0	14	1	190	23.8
UAB	23	21	0	0	10	0	189	23.6
USF	21	18	3	0	9	0	177	22.1
East Carolina	21	19	1	0	9	0	174	21.8
Army	16	12	2	0	5	0	127	15.9

PUNT RETURNS	G	RET	YDS	TD	AVG
Southern Miss	8	21	340	1	16.2
TCU	8	23	290	1	12.6
Cincinnati	8	20	209	0	10.4
UAB	8	26	247	1	9.5
Louisville	8	19	173	0	9.1
Army	8	16	144	1	9.0
USF	8	43	385	0	9.0
Tulane	8	21	168	0	8.0
Memphis	8	17	130	0	7.6
East Carolina	8	23	119	0	5.2
Houston	8	11	37	0	3.4

KICKOFF RETURNS	G	RET	YDS	TD	AVG
USF	8	21	543	1	25.9
Southern Miss	8	18	417	1	23.1
Houston	8	38	861	1	22.7
Tulane	8	33	706	1	21.4
TCU	8	22	465	0	21.1
Army	8	38	793	0	20.9
East Carolina	8	32	649	1	20.3
Cincinnati	8	22	429	0	19.5
Memphis	8	17	326	0	19.2
Louisville	8	35	633	0	18.1
UAB	8	25	374	0	15.1

STATISTICS - C-USA GAMES



2004 FOOTBALL

RUSHING DEFENSE	G	RUSHES	YARDS	AVG	TD	YDS/G
TCU	8	259	724	2.8	10	90.5
Memphis	8	326	818	2.5	6	102.2
Cincinnati	8	301	1039	3.5	11	129.9
USF	8	351	1090	3.1	6	135.2
Southern Miss	8	333	1203	3.6	5	150.4
UAB	8	319	1384	4.3	14	173.0
Louisville	8	330	1426	4.3	16	178.2
Army	8	370	1470	4.0	18	183.8
East Carolina	8	347	1553	4.5	16	194.1
Houston	8	327	1750	5.4	20	218.8
Tulane	8	395	1811	4.6	21	226.4

PASS EFF. DEF.	ATT	CMP	INT	PCT	YDS	TD	EFF
Memphis	232	104	7	44.8	1367	7	98.2
USF	277	135	13	48.7	1542	12	100.4
Southern Miss	284	147	10	51.8	1739	5	102.0
Cincinnati	204	99	12	48.5	1288	10	160.0
UAB	275	158	9	57.5	1712	8	112.8
Louisville	298	169	9	56.7	2044	10	119.4
Tulane	253	140	12	55.3	1874	12	123.7
TCU	291	154	9	52.9	2283	13	127.4
East Carolina	214	123	6	57.5	1647	17	142.7
Army	234	151	5	64.5	2055	10	148.1
Houston	220	127	6	57.7	1888	18	151.4

TOTAL DEFENSE	RUSH	PASS	PLAYS	YARDS	AVG/P	TD	YDS/G
Memphis	1435	2410	879	3845	4.4	26	295.8
USF	1493	1979	846	3472	4.1	24	315.6
Southern Miss	2045	2262	920	4307	4.7	21	331.3
Cincinnati	1733	2263	807	3996	5.0	35	333.0
TCU	1218	3325	866	4543	5.2	31	349.5
UAB	2136	2499	869	4635	5.3	32	386.2
East Carolina	2519	2396	828	4915	5.9	52	409.6
Louisville	2214	3358	987	5572	5.6	41	428.6
Houston	2713	3012	909	5725	6.3	60	440.4
Army	2740	3294	995	6034	6.1	53	464.2
Tulane	2924	2651	949	5575	5.9	52	464.6

SCORING DEFENSE	TD	XP	2XP	DXP	FG	SAF	PTS	AVG/G
Southern Miss	25	21	2	0	17	0	226	17.4
Memphis	32	29	0	1	9	0	250	19.2
USF	28	23	0	0	11	0	224	20.4
TCU	33	29	2	0	15	0	276	21.2
UAB	33	26	5	0	17	1	287	23.9
Cincinnati	40	34	3	0	13	0	319	26.6
Louisville	45	40	2	0	15	1	361	27.8
Tulane	54	47	4	0	15	0	424	35.3
East Carolina	55	50	2	0	14	1	428	35.7
Houston	62	57	2	0	11	1	468	36.0
Army	60	53	3	0	19	0	476	36.6

TURNOVER MARGIN	(GAINED)			(LOST)			MAR
	FUM	INT	TOT	FUM	INT	TOT	
Southern Miss	16	10	26	5	9	14	+12
Tulane	10	12	22	7	9	16	+6
Louisville	5	9	14	6	5	11	+3
TCU	6	9	15	6	7	13	+2
Cincinnati	5	12	17	7	8	15	+2
USF	9	13	22	10	10	20	+2
East Carolina	10	6	16	5	11	16	+0
UAB	7	9	16	10	8	18	-2
Houston	3	6	9	11	4	15	-6
Memphis	7	7	14	12	10	22	-8
Armv	11	5	16	10	17	27	-11

PUNTING	PUNTS	AVG	RET	YDS	YDS/P
East Carolina	47	43.7	22	149	40.5
Tulane	44	43.9	17	207	39.2
USF	61	39.7	21	110	37.9
Southern Miss	50	40.4	28	179	36.8
UAB	52	40.7	25	254	35.8
Louisville	35	38.7	18	117	35.4
Houston	32	41.8	20	238	34.4
TCU	42	39.0	21	214	34.0
Army	54	36.4	28	270	31.4
Memphis	43	37.7	25	319	30.3
Cincinnati	45	34.4	15	185	30.2

FIELD GOALS	G	MADE	ATT	PCT.
TCU	8	19	20	.950
Southern Miss	8	11	13	.846
UAB	8	10	12	.833
Army	8	5	6	.833
Cincinnati	8	14	19	.737
Houston	8	9	13	.692
Louisville	8	10	15	.667
East Carolina	8	9	14	.643
USF	8	9	15	.600
Memphis	8	9	15	.600
Tulane	8	1	4	.250

PAT KICKING	G	MADE	ATT	PCT.
Houston	8	35	35	1.000
TCU	8	26	26	1.000
USF	8	18	18	1.000
Tulane	8	31	32	.969
Memphis	8	24	25	.960
UAB	8	21	22	.955
East Carolina	8	19	20	.950
Army	8	12	13	.923
Louisville	8	29	32	.906
Cincinnati	8	16	18	.889
Southern Miss	8	23	26	.885

FIRST DOWNS	G	RUSH	PASS	PEN	TOTAL
Houston	8	114	82	16	212
Louisville	8	92	89	8	189
TCU	8	80	86	20	186
Memphis	8	82	81	17	180
Tulane	8	70	90	15	175
Cincinnati	8	78	77	13	168
East Carolina	8	72	56	14	142
UAB	8	61	62	14	137
Army	8	32	79	20	131
USF	8	60	59	10	129
Southern Miss	8	57	63	5	125

3RD-DN CONVERSIONS	G	MADE	ATT	PCT.
Houston	8	58	125	46.4
TCU	8	56	127	44.1
Tulane	8	39	99	39.4
Memphis	8	48	124	38.7
Cincinnati	8	54	140	38.6
East Carolina	8	49	136	36.0
Southern Miss	8	43	120	35.8
Louisville	8	37	106	34.9
UAB	8	43	133	32.3
USF	8	52	166	31.0
Army	8	39	129	30.2

4TH-DN CONVERSIONS	G	MADE	ATT	PCT.
Houston	8	13	18	72.2
Southern Miss	8	5	7	71.4
UAB	8	5	7	71.4
Louisville	8	9	16	56.2
Tulane	8	5	10	50.0
Army	8	8	20	40.0
TCU	8	3	8	37.5
USF	8	4	11	36.4
Cincinnati	8	6	17	35.3
East Carolina	8	4	13	30.8
Memphis	8	2	7	28.6

PENALTIES	G	NO	YDS	AVG./G
Southern Miss	8	40	309	38.6
Army	8	36	334	41.8
Tulane	8	38	353	44.1
East Carolina	8	50	401	50.1
Memphis	8	45	402	50.2
Houston	8	52	449	56.1
UAB	8	56	464	58.0
Louisville	8	62	505	63.1
Cincinnati	8	54	521	65.1
TCU	8	63	563	70.4
USF	8	75	697	87.1



INDIVIDUAL GAME HIGHS

Points scored.	24	Lionel Gates (LOU) vs. Houston, Nov. 22
Touchdowns	4	Lionel Gates (LOU) vs. Houston, Nov. 22
TD responsibility	5	J.P. Losman (TUL) at Army, Sept. 20
	5	J.P. Losman (TUL) vs. Houston, Oct. 11
	5	Kevin Kolb (HOU) vs. TCU, Oct. 25
Points scored kicking	19	Nick Browne (TCU) vs. Cincinnati, Nov. 15
Total offense yards	578	Kevin Kolb (HOU) vs. TCU, Oct. 25
Total offense plays	58	Ronnie Banks (USF) at Southern Miss, Oct. 25
Total offense yards/play	33.5	Robert Haskins (LOU) vs. Houston, Nov. 22
Rushing yards	204	Robert Merrill (TCU) at Houston, Oct. 25
Rushing attempts	39	Marvin Townes (ECU) at Army, Oct. 18
Yards per rush	33.5	Robert Haskins (LOU) vs. Houston, Nov. 22
Rushing TDs	4	Lionel Gates (LOU) vs. Houston, Nov. 22
Longest rush	85	Jovon Jackson (TUL) at UAB, Nov. 8
Passing yards	459	Stefan Lefors (LOU) at TCU, Nov. 5
Passing attempts	53	Ronnie Banks (USF) at Southern Miss, Oct. 25
Passing TDs	5	J.P. Losman (TUL) at Army, Sept. 20
Longest pass	95	Darrell Hackney (UAB) vs. Cincinnati, Oct. 11
Passes completed	34	Zac Dahman (ARMY) at UAB, Nov. 1
Had intercepted	4	Zac Dahman (ARMY) vs. Tulane, Sept. 20
	4	Danny Wimprine (MEM) vs. USF, Nov. 29
Pass completion pct.	100.0	Blade Bassler (HOU) vs. Memphis, Oct. 18
Receiving yards	232	Brandon Middleton (HOU) vs. TCU, Oct. 25
Receptions	13	Maurice Avery (MEM) vs. UAB, Oct. 4
Yards per catch	68.0	Nick Coon (UAB) vs. Army, Nov. 1
Receiving TDs	3	Roydell Williams (TUL) at Army, Sept. 20
	3	Elgin Hicks (USF) at East Carolina, Nov. 8
Longest reception	95	Roddy White (UAB) vs. Cincinnati, Oct. 11
Field goal attempts	5	Nate Smith (LOU) at TCU, Nov. 5
	5	Nick Browne (TCU) vs. Cincinnati, Nov. 15
Field goals made	5	Nick Browne (TCU) vs. Cincinnati, Nov. 15
Longest field goal	50	Nick Hayes (UAB) vs. Army, Nov. 1
Field goal pct.	1.000	many tied with
PAT kicks attempted	8	Nick Browne (TCU) at Houston, Oct. 25
	8	Nate Smith (LOU) vs. Houston, Nov. 22
	8	Dustin Bell (HOU) vs. UAB, Nov. 29
PAT kicks made	8	Nick Browne (TCU) at Houston, Oct. 25
	8	Dustin Bell (HOU) vs. UAB, Nov. 29
PAT kicks pct.	1.000	many tied with
Punts	11	Alex Bradford (ARMY) vs. Houston, Nov. 15
Yards punted	409	Luke Johnson (USM) vs. USF, Oct. 25
Longest punt	76	Luke Johnson (USM) vs. USF, Oct. 25
Punting avg.	55.3	Jimmy McClary (HOU) at Louisville, Nov. 22
Punt returns	8	Brian Fisher (USF) vs. Louisville, Oct. 4
Punt return yards	124	Marvin Young (USM) vs. Memphis, Sept. 13
Longest punt return	87	Marvin Young (USM) vs. Memphis, Sept. 13
Punt return TDs	1	six tied with
Punt return avg.	35.5	Carl Jones (CIN) vs. Army, Oct. 25
Kick returns	7	Broderick Clark (LOU) vs. Memphis, Nov. 15
Kick return yards	176	Ricky Wilson (HOU) at Louisville, Nov. 22
Kick return avg.	74.5	Demarcus Fox (ECU) at Memphis, Nov. 1
Longest kick return	100	Fred Smith (TUL) vs. TCU, Sept. 1
	100	Ricky Wilson (HOU) at Louisville, Nov. 22
Kick return TDs	1	five tied with
Interceptions	3	J.R. Reed (USF) at Memphis, Nov. 29
Interception return yds.	80	John Eubanks (USM) at East Carolina, Nov. 29
Interception return avg	16.5	Kerry Rhodes (LOU) vs. Tulane, Oct. 17
Longest interception rtn	80	John Eubanks (USM) at East Carolina, Nov. 29
Interception return TDs	1	11 tied with
All-purpose yards	305	DeAngelo Williams (MEM) at Tulane, Oct. 25
Tackles	24.0	Chris Moore (ECU) at Cincinnati, Sept. 1
Sacks	3.0	four tied with
Tackles for loss	4.0	15 tied with

TEAM GAME HIGHS

Points	66	Louisville vs. Houston, Nov. 22
Points scored kicking	19	TCU vs. Cincinnati, Nov. 15
Touchdowns	9	Louisville vs. Houston, Nov. 22
Total offense yards	782	TCU at Houston, Oct. 25
Total offense plays	105	Houston at Tulane, Oct. 11
Total offense yards/play	9.4	Louisville vs. Houston, Nov. 22
Rushing yards	445	Louisville vs. Houston, Nov. 22
Rushing attempts	70	Houston at Army, Nov. 15
Yards per rush	9.0	Louisville at Cincinnati, Nov. 28
Rushing TDs	7	Louisville vs. Houston, Nov. 22
Longest rush	85	Tulane at UAB, Nov. 8
Passing yards	459	Louisville at TCU, Nov. 5
Passing attempts	55	Army at Louisville, Oct. 11
	55	Army at UAB, Nov. 1
Passing TDs	5	Tulane at Army, Sept. 20
Longest pass	95	UAB vs. Cincinnati, Oct. 11
Passes completed	36	Army at UAB, Nov. 1
Had intercepted	5	Army vs. Tulane, Sept. 20
	5	USF vs. UAB, Nov. 22
Pass completion pct.	85.7	Houston at Army, Nov. 15
Yards per catch	36.2	UAB vs. Army, Nov. 1
Field goal attempts	5	Louisville at TCU, Nov. 5
	5	TCU vs. Cincinnati, Nov. 15
	5	Cincinnati vs. Louisville, Nov. 28
Field goals made	5	TCU vs. Cincinnati, Nov. 15
Longest field goal	50	UAB vs. Army, Nov. 1
Field goal pct.	1.000	TCU vs. Cincinnati, Nov. 15
PAT kicks attempted	8	TCU at Houston, Oct. 25
	8	Louisville vs. Houston, Nov. 22
	8	Houston vs. UAB, Nov. 29
PAT kicks made	8	TCU at Houston, Oct. 25
	8	Houston vs. UAB, Nov. 29
PAT kicks pct.	1.000	many tied with
Punts	11	Army vs. Houston, Nov. 15
Longest punt	76	Southern Miss vs. USF, Oct. 25
Yards punted	409	Southern Miss vs. USF, Oct. 25
Punting avg.	55.3	Houston at Louisville, Nov. 22
Punt returns	8	USF vs. Louisville, Oct. 4
Punt return yards	124	Southern Miss vs. Memphis, Sept. 13
Punt return avg.	35.5	Cincinnati vs. Army, Oct. 25
Punt return TDs	1	six tied with
Longest punt return	87	Southern Miss vs. Memphis, Sept. 13
Kick returns	9	Houston at Louisville, Nov. 22
Kick return yards	266	Houston at Louisville, Nov. 22
Kick return avg.	44.8	East Carolina at Memphis, Nov. 1
Longest kick return	100	Tulane vs. TCU, Sept. 1
	100	Houston at Louisville, Nov. 22
Kick return TDs	1	five tied with
Interceptions	5	Tulane at Army, Sept. 20
	5	UAB at USF, Nov. 22
Interception return yds.	86	Southern Miss at East Carolina, Nov. 29
Interception return avg	43.0	Southern Miss at East Carolina, Nov. 29
Longest interception rtn	80	Southern Miss at East Carolina, Nov. 29
Interception return TDs	1	11 tied with
Fumbles lost	4	UAB vs. Southern Miss, Sept. 4
Fumbles recovered	4	Southern Miss at UAB, Sept. 4
Sacked by opp.	10	USF vs. TCU, Oct. 10
QB sacks	10	TCU at USF, Oct. 10
Turnovers committed	8	Army vs. Tulane, Sept. 20
Turnovers caused	8	Tulane at Army, Sept. 20
First downs	37	Louisville vs. Houston, Nov. 22
1st downs rushing	21	Louisville vs. Houston, Nov. 22
1st downs passing	21	Louisville at TCU, Nov. 5
1st downs by penalty	5	six tied with
Penalties	16	USF vs. UAB, Nov. 22
Penalties yards	145	USF vs. UAB, Nov. 22

BOWL RESULTS/NCAA LEADERS



2004 FOOTBALL

2003-04 Bowl Results

BOWL	DATE	LOCATION	TEAMS/SCORE
New Orleans	Dec. 16	New Orleans, La.	Memphis 27, North Texas 17
GMAC	Dec. 18	Mobile, Ala.	Miami (Ohio) 49, Louisville 28
Mazda Tangerine	Dec. 22	Orlando, Fla.	NC State 56, Kansas 26
PlainsCapital Fort Worth	Dec. 23	Fort Worth, Texas	Boise State 34, TCU 31
Las Vegas	Dec. 24	Las Vegas, Nev.	Oregon State 55, New Mexico 14
Sheraton Hawai'i	Dec. 25	Honolulu, Hi.	Hawai'i 54, Houston 48 (2ot)
Insight	Dec. 26	Phoenix, Ariz.	California 52, Virginia Tech 49
Motor City	Dec. 26	Detroit, Mich.	Bowling Green 28, Northwestern 24
Continental Tire	Dec. 27	Charlotte, N.C.	Virginia 23, Pittsburgh 16
Alamo	Dec. 29	San Antonio, Tex.	Nebraska 17, Michigan State 3
Gaylord Hotels Music City	Dec. 30	Nashville, Tenn.	Auburn 28, Wisconsin 14
Houston	Dec. 30	Houston, Texas	Texas Tech 38, Navy 14
Pacific Life Holiday	Dec. 30	San Diego, Calif.	Washington State 28, Texas 20
Silicon Valley	Dec. 30	San Jose, Calif.	Fresno State 17, UCLA 9
AXA Liberty	Dec. 31	Memphis, Tenn.	Utah 17, Southern Miss 0
Diamond Walnut San Francisco	Dec. 31	San Francisco, Calif.	Boston College 35, Colorado State 21
Mainstay Independence	Dec. 31	Shreveport, La.	Arkansas 27, Missouri 14
Wells Fargo Sun.	Dec. 31	El Paso, Texas	Minnesota 31, Oregon 30
Capital One	Jan. 1	Orlando, Fla.	Georgia 34, Purdue 27 (ot)
Federal Express Orange	Jan. 1	Miami, Fla.	Miami (Fla.) 16, Florida State 14
Outback	Jan. 1	Tampa, Fla.	Iowa 37, Florida 17
Rose	Jan. 1	Pasadena, Calif.	USC 28, Michigan 14
Toyota Gator	Jan. 1	Jacksonville, Fla.	Maryland 41, West Virginia 7
Chick-Fil-A Peach	Jan. 2	Atlanta, Ga.	Clemson 27, Tennessee 14
SBC Cotton	Jan. 2	Dallas, Texas	Mississippi 31, Oklahoma State 28
Tostitos Fiesta	Jan. 2	Tempe, Ariz.	Ohio State 35, Kansas State 28
Crucial.com Humanitarian	Jan. 3	Boise, Idaho	Georgia Tech 52, Tulsa 10
Nokia Sugar	Jan. 4	New Orleans, La.	LSU 21, Oklahoma 14

2003 NCAA LEADERS

SCORING OFFENSE

9	Nick Browne, TCU	9.54 ppg
35	Stephen Gostkowski, MEM	7.67 ppg
46	Nate Smith, LOU	7.33 ppg
47	Dustin Bell, HOU	7.17 ppg
15	LOUISVILLE	34.6 ppg
16	HOUSTON	34.5 ppg
32	MEMPHIS	30.2 ppg
38	TCU	29.2 ppg
45	TULANE	28.1 ppg

POINTS RESPONSIBLE FOR

6	J.P. Losman, TUL	17.8 ppg
15	Kevin Kolb, HOU	14.8 ppg
33	Danny Wimprine, MEM	12.0 ppg

RUSHING OFFENSE

5	DeAngelo Williams, MEM	130.0 ppg
26	Mewelde Moore, TUL	101.7 ppg
27	Robert Merrill, TCU	100.6 ppg
36	Marvin Townes, ECU	94.0 ppg
41	Anthony Evans, HOU	88.4 ppg
10	LOUISVILLE	228.2 ypg
12	HOUSTON	215.5 ypg
18	TCU	207.7 ypg
32	MEMPHIS	181.5 ypg

INDIVIDUAL PASSING

16	J.P. Losman, TUL	20.9 cpq
29	Danny Wimprine, MEM	18.9 cpq
30	Gino Guidugli, CIN	18.9 cpq
36	Zac Dahman, ARMY	17.7 cpq
35	Kevin Kolb, HOU	16.9 cpq
37	Stefan LeFors, LOU	16.8 cpq

PASSING EFFICIENCY

10	Kevin Kolb, HOU	153.8
21	Stefan LeFors, LOU	145.5
30	J.P. Losman, TUL	139.9
35	Brandon Hassell, TCU	135.1
9	HOUSTON	152.6
18	LOUISVILLE	142.7
24	TULANE	140.4
45	TCU	131.4

PASSING OFFENSE

27	MEMPHIS	263.0 ypg
29	LOUISVILLE	260.7 ypg
30	TULANE	257.8 ypg
40	HOUSTON	242.8 ypg

TOTAL OFFENSE

16	Stefan LeFors, LOU	273.1 ypg
20	Kevin Kolb, HOU	267.5 ypg
24	J.P. Losman, TUL	263.1 ypg
34	Danny Wimprine, MEM	243.9 ypg
38	Gino Guidugli, CIN	239.2 ypg
46	Brandon Hassell, TCU	218.9 ypg
5	LOUISVILLE	488.9 ypg
12	HOUSTON	458.3 ypg
16	MEMPHIS	444.5 ypg
26	TCU	429.3 ypg
44	CINCINNATI	393.4 ypg

ALL-PURPOSE RUNNERS

1	DeAngelo Williams, MEM	192.1 ypg
13	Mewelde Moore, TUL	147.0 ypg

RECEPTIONS PER GAME

7	Terrance Copper, ECU	7.25
34	J.R. Russell, LOU	5.77
42	Roydell Williams, TUL	5.50

RECEIVING YARDS PER GAME

13	Brandon Middleton, HOU	96.2
14	J.R. Russell, LOU	93.3
29	Roydell Williams, TUL	83.8
44	Reggie Harrell, TCU	77.9

TOTAL RECEIVING YARDS

11	Brandon Middleton, HOU	1250
13	J.R. Russell, LOU	1213
39	Reggie Harrell, TCU	1012
31	Roydell Williams, TUL	1006

TOTAL DEFENSE

9	MEMPHIS	295.8 ypg
17	USF	315.6 ypg
23	SOUTHERN MISS	329.7 ypg
27	CINCINNATI	333.0 ypg
38	TCU	349.5 ypg

SCORING DEFENSE

14	SOUTHERN MISS	17.4 ppg
20	MEMPHIS	19.2 ypg
25	USF	20.4 ppg
29	TCU	21.2 ppg

RUSHING DEFENSE

8	TCU	91.8 ypg
18	MEMPHIS	109.4 ypg
38	USF	135.7 ypg

PASS DEFENSE

5	SOUTHERN MISS	174.0 ypg
13	USF	179.9 ypg
19	MEMPHIS	185.4 ypg
22	CINCINNATI	188.6 ypg
31	EAST CAROLINA	199.7 ypg
43	UAB	208.3 ypg

PASS EFFICIENCY DEFENSE

8	USF	102.06
13	SOUTHERN MISS	104.57
14	MEMPHIS	105.02
28	CINCINNATI	112.18
33	UAB	114.58

INTERCEPTIONS

6	J.R. Reed, USF	(7) 0.64 ipg
11	Daven Holly, CIN	(6) 0.50 ipg
29	Sean Lucas, TUL	(5) 0.42 ipg
40	Mark Walker, TCU	(5) 0.38 ipg
50	Zach Norton, CIN	(4) 0.33 ipg
13	CINCINNATI	19
18	TCU	18
44	UAB	14
44	TULANE	14
44	SOUTHERN MISS	14
44	HOUSTON	14

NET PUNTING

9	Ryan Dougherty, ECU	44.47
17	Chris Beckman, TUL	43.52
40	Luke Johnson, USM	42.10
43	Jimmy McClary, HOU	41.97
7	EAST CAROLINA	40.60
25	TULANE	38.09

37	USF	37.25
27	TCU	36.17
31	HOUSTON	35.89

PUNT RETURNS

10	Marvin Young, USM	13.64
31	Cory Rodgers, TCU	11.00
46	Chad McCullar, HOU	10.07
16	SOUTHERN MISS	12.89
35	ARMY	11.00
42	TCU	10.71

KICKOFF RETURNS

1	J.R. Reed, USF	31.67
4	John Eubanks, USM	29.35
17	Ricky Wilson, HOU	26.09
40	William White, Army	23.79
6	USF	25.17
27	HOUSTON	22.72
35	SOUTHERN MISS	22.08
45	TULANE	21.18

FIELD GOALS

2	Nick Browne, TCU	(28) 2.15 pg
18	Stephen Gostkowski, MEM	(19) 1.46 pg
21	Nick Hayes, UAB	(17) 1.42 pg
35	Darren McCaleb, USM	(14) 1.17 pg
43	Santiago Gramatica, USF	(12) 1.09 pg

TURNOVER MARGIN

30	TULANE	+0.42
34	SOUTHERN MISS	+0.38
43	TCU	+0.31

FUMBLES RECOVERED

4	SOUTHERN MISS	19
12	TULANE	17
35	EAST CAROLINA	13
35	MEMPHIS	13
42	ARMY	12
42	USF	12

TURNOVERS GAINED

9	SOUTHERN MISS	33
14	TULANE	31
29	CINCINNATI	28
36	TCU	27
45	USF	25

INDIVIDUAL RECORDS



2004 FOOTBALL

TOTAL OFFENSE

PLAYS GAME

71	Chris Redman, Louisville vs. Southern Miss, 9-28-96 (63 pass, 8 rush)
68	Dan Gonzalez, East Carolina vs. Cincinnati, 11-13-97 (62 pass, 6 rush)
58	Dan Gonzalez, East Carolina vs. N.C. State, 11-22-97 (51 pass, 7 rush)
67	Shaun King, Tulane vs. Southern Miss, 10-25-97 (54 pass, 13 rush)
66	Danny Wimprine, Memphis at USF, 11-9-02 (53 pass, 13 rush)
66	Patrick Ramsey, Tulane vs. Mississippi, 10-9-99 (59 pass, 7 rush)

SEASON

577	Patrick Ramsey, Tulane, 1999 (513 pass, 64 rush)
572	Dave Ragone, Louisville, 2002 (441 pass, 131 rush)
541	Gino Guidugli, Cincinnati, 2002 (472 pass, 69 rush)
533	Danny Wimprine, Memphis, 2002 (435 pass, 98 rush)
533	Chris Redman, Louisville, 1999 (489 pass, 44 rush)

YARDS GAINED

GAME

578	Kevin Kolb, Houston vs. TCU, 10-25-03 (434 pass, 144 rush)
578	Chris Redman, Louisville at East Carolina, 11-14-98 (592 pass, -14 rush)
493	Stefan LeFors, Louisville at TCU, 11-5-03 (459 pass, 34 rush)
491	Chris Redman, Louisville vs. Memphis, 10-24-98 (506 pass, -15 rush)
471	Chris Redman, Louisville vs. Cincinnati, 10-3-98 (431 pass, 40 rush)

SEASON

4,009	Chris Redman, Louisville, 1998 (4,042 pass, -33 rush)
3,781	Shaun King, Tulane, 1998 (3,232 pass, 549 rush)
3,570	Gino Guidugli, Cincinnati, 2002 (3,543 pass, 27 rush)
3,550	Stefan LeFors, Louisville, 2003 (3,145 pass, 405 rush)
3,523	Chris Redman, Louisville, 1999 (3,647 pass, -124 rush)

YARDS PER GAME

SEASON

400.9	Chris Redman, Louisville, 1998 (4,042 pass, -33 rush, 10 games)
343.7	Shaun King, Tulane, 1998 (3,232 pass, 549 rush, 11 games)
320.3	Chris Redman, Louisville, 1999 (3,647 pass, -124 rush, 11 games)
304.5	Patrick Ramsey, Tulane, 1999 (3,410 pass, -61 rush, 11 games)
279.8	Shaun King, Tulane, 1997 (2,567 pass, 511 rush, 11 games)

YARDS PER PLAY

GAME (min. 15 plays)

14.50	Chuck Clements, Houston vs. Memphis, 10-12-96 (319 on 22)
13.87	Jeff Kelly, Southern Miss vs. Louisiana-Lafayette, 11-13-99 (208 on 15)
13.55	Chuck Clements, Houston vs. Southern Miss, 11-9-96 (298 on 22)
13.40	David Garrard, East Carolina vs. Syracuse, 9-23-00 (201 on 15)
12.46	Chuck Clements, Houston vs. Sam Houston St., 8-31-96 (314 on 28)

SEASON (min. 165 plays)

8.29	Stefan LeFors, Louisville, 2003 (428 for 3,550)
8.08	Shaun King, Tulane, 1998 (469 for 3,789)
7.81	Chris Redman, Louisville, 1998 (513 for 4,009)
7.01	Deontey Kenner, Cincinnati, 1998 (295 for 2,067)
6.96	Kevin Kolb, Houston, 2003 (499 for 3,477)

TOUCHDOWN RESPONSIBILITY

GAME

6	Chris Redman, Louisville at East Carolina, 11-14-98 (6 pass)
6	Antowain Smith, Houston vs. Southern Miss, 11-9-96 (5 rush, 1 rec.)
5	J.P. Losman, Tulane at Army, 9-20-03 (0 rush, 5 pass)
5	J.P. Losman, Tulane vs. Houston, 10-11-03 (2 rush, 3 pass)
5	Kevin Kolb, Houston vs. TCU, 10-25-03 (1 rush, 4 pass)
5	Danny Wimprine, Memphis vs. Murray State, 8-31-02 (5 pass)
5	Dave Ragone, Louisville vs. East Carolina, 10-26-02 (5 pass)
5	J.P. Losman, Tulane vs. Navy, 10-26-02 (5 pass)
5	Jeff Kelly, Southern Miss vs. Houston, 10-27-01 (4 pass, 1 run)
5	Patrick Ramsey, Tulane vs. Navy, 11-11-00 (5 pass)
5	Chris Redman, Louisville at Kentucky, 9-4-99 (5 pass)
5	Chris Redman, Louisville vs. Houston, 10-23-99 (5 pass)
5	Patrick Ramsey, Tulane vs. Louisiana-Lafayette, 10-23-99 (5 pass)
5	Leroy Collins, Louisville vs. Western Kentucky, 10-3-98 (5 rush)

SEASON

46	Shaun King, Tulane, 1998 (36 pass, 10 rush)
33	J.P. Losman, Tulane, 2003 (33 pass, 0 rush)
33	Dave Ragone, Louisville, 2000 (27 pass, 6 rush)
32	Kevin Kolb, Houston, 2003 (25 pass, 7 rush)
31	Chris Redman, Louisville, 1998 (29 pass, 2 rush)

RUSHING

MOST ATTEMPTS

GAME

42	Derrick Nix, Southern Miss at East Carolina, 10-9-99 (171 yards)
41	Joffrey Reynolds, Houston vs. East Carolina, 11-9-02 (300 yards)
41	Joffrey Reynolds, Houston vs. Louisville, 11-30-02 (149 yards)
41	DeMarco McCleskey, Cincinnati vs. East Carolina, 11-5-98 (234 yards)
39	Marvin Townes, East Carolina at Army, 10-18-03 (184 yards)
39	C.J. Young, Army vs. Tulane, 10-27-01 (192 yards)

SEASON

316	Joffrey Reynolds, Houston, 2002 (1,545 yards)
315	DeMarco McCleskey, Cincinnati, 2002 (1,361 yards)
288	Mewelde Moore, Tulane, 2002 (1,138 yards)
262	Mewelde Moore, Tulane, 2001 (1,421 yards)
258	Marvin Townes, East Carolina, 2003 (1,128 yards)

RUSHES PER GAME

SEASON

26.3	Joffrey Reynolds, Houston, 2002 (316 in 12 games)
24.8	Robert Cooper, Cincinnati, 1999 (248 in 10 games)
24.2	DeMarco McCleskey, Cincinnati, 2002 (315 in 13 games)
23.3	Frank Moreau, Louisville, 1999 (233 in 10 games)
23.2	Derrick Nix, Southern Miss, 1999 (255 in 11 games)

YARDS GAINED

GAME

300	Joffrey Reynolds, Houston vs. East Carolina, 11-9-02 (41 attempts)
287	Lonta Hobbs, TCU vs. Memphis, 11-30-02 (33 attempts)
282	Daryl Royal, Cincinnati vs. Miami (Ohio), 9-28-96 (36 attempts)
269	Michael Wallace, Army vs. Louisville, 10-7-99 (19 attempts)
249	Mewelde Moore, Tulane vs. Cincinnati, 10-6-01 (28 attempts)

SEASON

1,545	Joffrey Reynolds, Houston, 2002 (316 carries)
1,432	Leonard Henry, East Carolina, 2001 (184 carries)
1,430	DeAngelo Williams, Memphis, 2003 (243 carries)
1,421	Mewelde Moore, Tulane, 2001 (262 carries)
1,289	Frank Moreau, Louisville, 1999 (233 carries)

YARDS PER GAME

SEASON

130.2	Leonard Henry, East Carolina, 2001 (1,432 in 11 games)
130.0	DeAngelo Williams, Memphis, 2003 (1,430 in 11 games)
128.9	Frank Moreau, Louisville, 1999 (1,289 yards in 10 games)
128.8	Joffrey Reynolds, Houston, 2002 (1,545 in 12 games)
124.5	Robert Cooper, Cincinnati, 1999 (1,245 yards in 10 games)

YARDS PER RUSH

GAME (min. 10 attempts)

14.16	Michael Wallace, Army vs. Louisville, 10-7-99 (269 on 19)
13.00	Leonard Henry, East Carolina at Cincinnati, 11-10-01 (234 on 18)
12.64	Leonard Henry, East Carolina at Syracuse, 9-29-01 (177 on 14)
12.08	Leonard Henry, East Carolina at Army, 10-13-01 (157 on 13)
11.50	Robert Cooper, Cincinnati vs. Indiana, 9-26-98 (161 on 14)

SEASON (min. 100 rushes)

7.78	Leonard Henry, East Carolina, 2001 (1,432 on 184)
6.64	DeAngelo Williams, Memphis, 2002 (684 on 103)
6.20	Bobby Williams, Army, 1998 (783 on 127)
6.13	Antowain Smith, Houston, 1996 (1,239 on 202)
6.02	Michael Wallace, Army, 2000 (1,157 on 192)

INDIVIDUAL RECORDS



2004 FOOTBALL

RUSHING TOUCHDOWNS

GAME

- 5 Leroy Collins, Louisville vs. Western Kentucky (10-31-98)
5 Antowain Smith, Houston vs. Southern Miss (11-9-96)
4 14 tied with
Most Recently: Lionel Gates, Louisville vs. Houston (11-22-03)

SEASON

- 19 Leroy Collins, Louisville, 1998
17 Frank Moreau, Louisville, 1999
16 Leonard Henry, East Carolina, 2001
16 Harold Shaw, Southern Miss, 1997
15 DeMarco McCleskey, Cincinnati, 2002

LONGEST RUSHING PLAYS

- 96t Antowain Smith, Houston at Pittsburgh (9-14-96)
95t Michael Wallace, Army vs. Tulane (10-21-00)
92t Leonard Henry, East Carolina at Tulane (9-8-01)
88t Lionel Gates, Louisville vs. Miami (Ohio) (12-18-03)
86 DeAngelo Williams, Memphis vs. Tulane (9-21-02)

ALL-PURPOSE YARDS

GAME

- 332 Mewelde Moore, Tulane at Cincinnati, 10-6-01 (249 rush, 87 rec.)
319 Mewelde Moore, Tulane vs. Southern, 9-29-01 (201 rush, 118 rec.)
300 Joffrey Reynolds, Houston vs. East Carolina, 11-9-02 (300 rush)
289 Lonta Hobbs, TCU vs. Memphis, 11-30-02 (287 rush, 2 pass)
283 LaDaris Vann, Cincinnati at East Carolina, 11-13-99 (107 rec., 176 KR)

SEASON

- 2,259 Mewelde Moore, Tulane, 2001 (1,421 rush, 756 rec., 0 PR, 82 KR)
2,113 DeAngelo Williams, Memphis, 2003 (1,430 rush, 384 rec., 0 PR, 299 KR)
1,729 DeMarco McCleskey, Cincinnati, 2002 (1,361 rush, 368 rec., 0 PR, 0 KR)
1,683 Mewelde Moore, Tulane, 2002 (1,138 rush, 545 rec., 0 KR, 0 PR)
1,680 Joffrey Reynolds, Houston, 2002 (1,545 rush, 135 rec., 0 KR, 0 PR)

PASSING

ATTEMPTS

GAME

- 63 Chris Redman, Louisville vs. Southern Miss, 9-28-96 (35 comp., 400 yards)
62 Chris Redman, Louisville at Cincinnati, 11-8-97 (32 comp., 337 yards)
62 Dan Gonzalez, East Carolina vs. Cincinnati, 11-13-97 (37 comp., 338 yards)
60 Danny Wimprine, Memphis at Mississippi State, 10-11-03 (32 comp., 398 yards)
60 Chris Redman, Louisville vs. Illinois, 9-18-99 (39 comp., 450 yards)

SEASON

- 513 Patrick Ramsey, Tulane, 1999 (310 comp., 3,410 yards)
489 Chris Redman, Louisville, 1999 (317 comp., 3,647 yards)
473 Chris Redman, Louisville, 1998 (309 comp., 4,042 yards)
472 Gino Guidugli, Cincinnati, 2002 (258 comp., 3,543 yards)
448 Patrick Ramsey, Tulane, 2001 (256 comp., 2,935 yards)

COMPLETIONS

GAME

- 44 Chris Redman, Louisville at East Carolina, 11-14-98 (56 att., 592 yards)
41 Chris Redman, Louisville at Tulane, 10-17-98 (56 att., 477 yards)
39 Chris Redman, Louisville vs. Illinois, 9-18-99 (60 att., 450 yards)
37 Patrick Ramsey, Tulane vs. Louisiana-Lafayette, 10-16-99 (52 att., 396 yards)
37 Dan Gonzalez, East Carolina vs. Cincinnati, 11-13-97 (62 att., 338 yards)

SEASON

- 317 Chris Redman, Louisville, 1999 (489 att., 3,647 yards)
310 Patrick Ramsey, Tulane, 1999 (513 att., 3,410 yards)
309 Chris Redman, Louisville, 1998 (473 att., 4,042 yards)
261 Chris Redman, Louisville, 1997 (445 att., 3,079 yards)
258 Gino Guidugli, Cincinnati, 2002 (472 att., 3,543 yards)

COMPLETION PERCENTAGE

GAME (min. 10 comp.)

- 87.5 Lee Roberts, Southern Miss at East Carolina, 10-10-96 (14-of-16, 229 yards)
85.7 Kevin Kolb, Houston at Army, 11-15-03 (24-of-28, 301 yards)
85.7 Jeff Kelly, Southern Miss vs. Louisiana-Lafayette, 11-13-99 (12-of-14, 207 yards)
85.2 Shaun King, Tulane at Rutgers, 10-24-98 (23-of-27, 320 yards)
82.4 Damion Carter, Southern Miss vs. Nebraska, 9-25-03 (14-of-17, 143 yards)

SEASON (min. 80 comp.)

- 68.0 Shaun King, Tulane, 1998 (223 of 328)
65.3 Chris Redman, Louisville, 1998 (309 of 473)
64.8 Chris Redman, Louisville, 1999 (317 of 489)
63.0 Chuck Clements, Houston, 1996 (223 of 354)
61.6 David Garrard, East Carolina, 1998 (157 of 255)

PASSING YARDS

GAME

- 592 Chris Redman, Louisville at East Carolina, 11-14-98 (44 of 56)
506 Chris Redman, Louisville vs. Memphis, 10-24-98 (32 of 49)
477 Chris Redman, Louisville at Tulane, 10-17-98 (41 of 56)
459 Stefan LeFors, Louisville at TCU, 11-5-03 (31 of 44)
450 Chris Redman, Louisville vs. Illinois, 9-18-99 (39 of 60)

SEASON

- 4,042 Chris Redman, Louisville, 1998 (309 of 473)
3,647 Chris Redman, Louisville, 1999 (317 of 489)
3,543 Gino Guidugli, Cincinnati, 2002 (258 of 472)
3,410 Patrick Ramsey, Tulane, 1999 (310 of 513)
3,238 Shaun King, Tulane, 1997 (223 of 328)

TOUCHDOWN PASSES

GAME

- 6 Chris Redman, Louisville at East Carolina (11-14-98)
5 J.P. Losman, Tulane at Army (9-20-03)
5 Dave Ragone, Louisville vs. East Carolina (10-26-02)
5 J.P. Losman, Tulane vs. Navy (10-26-02)
5 Danny Wimprine, Memphis vs. Murray State (8-31-02)
5 Patrick Ramsey, Tulane vs. Navy (11-11-00)
5 Chris Redman, Louisville at Kentucky (9-4-99)
5 Chris Redman, Louisville vs. Houston (10-23-99)
5 Patrick Ramsey, Tulane vs. Louisiana-Lafayette (10-16-99)

SEASON

- 36 Shaun King, Tulane, 1998
33 J.P. Losman, Tulane, 2003
29 Chris Redman, Louisville, 1999
29 Chris Redman, Louisville, 1998
27 Dave Ragone, Louisville, 2000

LONGEST PASSING PLAYS

GAME

- 98t Brandon Hassell to Reggie Harrell, TCU at Arizona (9-27-03)
95t Darrell Hackney to Roddy White, UAB at Cincinnati (10-11-03)
94t Darrell Hackney to Willie Quinnie, UAB vs. East Carolina (11-16-02)
94t Shaun King to Jajuan Dawson, Tulane at SMU (9-5-98)
92t Danny Wimprine to Tavarious Davis, Memphis vs. Mississippi (9-6-03)
92t Stephen Galbraith to Damien Dodson, Memphis at Houston (10-3-98)

INTERCEPTIONS THROWN

GAME

- 7 Nick Eddy, Houston vs. USF (11-23-02)
6 Matt Silva, Army vs. Southern Miss (9-28-02)
5 Patrick Ramsey, Tulane at Navy (11-13-99)
4 19 tied with

SEASON

- 24 Patrick Ramsey, Tulane, 1999
21 Gino Guidugli, Cincinnati, 2002
20 Paul Troth, East Carolina, 2002
19 Zac Dahman, Army, 2003
18 Nick Eddy, Houston, 2002
18 Danny Wimprine, Memphis, 2002

INDIVIDUAL RECORDS



2004 FOOTBALL

LOWEST PERCENTAGE OF INTERCEPTIONS

SEASON (min. 100 att.)

1.67	Kevin Kolb, Houston, 2003 (6 on 360)
1.82	Dave Ragone, Louisville, 2001 (7 on 383)
1.83	Shaun King, Tulane, 1998 (6 on 328)
2.04	Danny Wimprine, Memphis, 2001 (4 on 196)
2.32	Dan Gonzalez, East Carolina, 1997 (10 on 431)

RECEIVING

RECEPTIONS

GAME

16	Jajuan Dawson, Tulane vs. SMU, 9-11-99 (218 yards)
15	Brian Robinson, Houston vs. Army, 9-16-00 (151 yards)
15	Arnold Jackson, Louisville at Cincinnati, 11-6-99 (174 yards)
15	Ibn Green, Louisville at East Carolina, 11-14-98 (214 yards)
14	Jajuan Dawson, Tulane at Mississippi, 10-9-99 (136 yards)
14	Miguel Montano, Louisville at Cincinnati, 11-8-97 (148 yards)
14	Miguel Montano, Louisville vs. Southern Miss, 9-28-96

SEASON

101	Arnold Jackson, Louisville, 1999 (1,209 yards)
94	Jajuan Dawson, Tulane, 1999 (1,036 yards)
91	Arnold Jackson, Louisville, 1998 (1,175 yards)
87	Terrance Copper, East Carolina, 2003 (897 yards)
80	Brian Robinson, Houston, 2000 (890 yards)
80	Jerrian James, Houston, 1998 (931 yards)

RECEPTIONS PER GAME

SEASON

9.40	Jajuan Dawson, Tulane, 1999 (94 in 10 games)
9.18	Arnold Jackson, Louisville, 1999 (101 in 11 games)
8.27	Arnold Jackson, Louisville, 1998 (91 in 11 games)
7.27	Brian Robinson, Houston, 2000 (80 in 11 games)
7.27	Jerrian James, Houston, 1998 (80 in 11 games)

YARDS GAINED

GAME

260	Kendrick Lee, Southern Miss vs. Houston, 11-9-96 (10 catches)
240	Jon Olinger, Cincinnati vs. Miami (Ohio), 10-5-02 (13 catches)
232	Brandon Middleton, Houston vs. TCU, 10-25-03 (6 catches)
218	Jajuan Dawson, Tulane vs. SMU, 9-11-99 (16 catches)
214	Ibn Green, Louisville at East Carolina, 11-14-98 (15 catches)

SEASON

1,250	Brandon Middleton, Houston, 2003 (55 catches)
1,213	J.R. Russell, Louisville, 2003 (75 catches)
1,209	Arnold Jackson, Louisville, 1999 (101 catches)
1,188	Deion Branch, Louisville, 2001 (72 catches)
1,186	Sherrod Gideon, Southern Miss, 1998 (66 catches)

YARDS PER GAME

SEASON

109.9	Arnold Jackson, Louisville, 1999 (1,209 in 11 games)
107.8	Sherrod Gideon, Southern Miss, 1998 (1,186 in 11 games)
106.8	Arnold Jackson, Louisville, 1998 (1,175 in 11 games)
106.7	P.J. Franklin, Tulane, 1998 (1,174 in 11 games)
103.6	Jajuan Dawson, Tulane, 1999 (1,036 in 10 games)

YARDS PER CATCH

GAME (min. 5 catches)

38.7	Brandon Middleton, Houston vs. TCU, 10-25-03 (6 for 232)
32.0	Cornelius Bonner, Cincinnati at Louisville, 10-3-98 (5 for 160)
30.7	Zek Parker, Louisville at Kentucky, 9-1-01 (6 for 184)
29.5	Adrian Madise, TCU at Southern Miss, 12-7-01 (6 for 177)
29.1	Jajuan Dawson, Tulane vs. Syracuse, 9-20-97 (7 for 204)

SEASON (min. 20 catches)

24.3	Brandon Middleton, Houston, 2001 (20 for 486)
24.1	Brandon Middleton, Houston, 2002 (28 for 674)
22.7	Brandon Middleton, Houston, 2003 (55 for 1,250)
21.6	Roddy White, UAB, 2003 (39 for 844)
21.6	Marcellus Harris, East Carolina, 2000 (23 for 496)

TOUCHDOWN RECEPTIONS

GAME

4	Lavell Boyd, Louisville vs. Houston (10-23-99)
3	19 tied with
Most Recently: J.R. Russell, Louisville vs. Miami (Ohio) (12-18-03)	

SEASON

14	Brandon Middleton, Houston, 2003
14	Adrian Burnette, Tulane, 2000
13	Sherrod Gideon, Southern Miss, 1998
12	Jajuan Dawson, Tulane, 1998
12	Ibn Green, Louisville, 1998

SCORING

MOST POINTS

GAME

36	Antowain Smith, Houston vs. Southern Miss (11-9-96)
30	Leroy Collins, Louisville vs. Western Kentucky (10-31-98)
24	13 tied with
Most recently: Lionel Gates, Louisville vs. Houston (11-22-03)	

SEASON

122	Nick Browne, TCU, 2003 (38 XPT, 28 FG)
116	Leroy Collins, Louisville, 1998 (19 TD, 1 2PT)
109	Brad Palazzo, Tulane, 1997 (40 XPT, 23 FG)
108	Leonard Henry, East Carolina, 2001 (18 TD)
105	Nick Browne, TCU, 2002 (36 XPT, 23 FG)

MOST TOUCHDOWNS

GAME

6	Antowain Smith, Houston vs. Southern Miss (11-9-96)
5	Leroy Collins, Louisville vs. Western Kentucky (10-31-98)
4	13 tied with
Most recently: Lionel Gates, Louisville vs. Houston (11-22-03)	

SEASON

19	Leroy Collins, Louisville, 1998 (19 rush)
18	Leonard Henry, East Carolina, 2001 (16 rush, 2 rec.)
17	Art Brown, East Carolina, 2002 (14 rush, 3 rec.)
17	DeMarco McCleskey, Cincinnati, 2002 (15 rush, 2 rec.)
17	Frank Moreau, Louisville, 1999 (17 rush)

KICKING

FIELD GOAL ATTEMPTS

GAME

6	Ryan White, Memphis at UAB, 10-9-99 (5 made)
6	Brad Palazzo, Tulane at Louisville, 10-11-97 (5 made)
5	12 tied with
Most recently: Nick Browne, TCU vs. Cincinnati, 11-15-03 (5 made)	

SEASON

33	Nick Browne, TCU, 2003 (28 made)
33	Seth Marler, Tulane, 2002 (20 made)
30	Nick Browne, TCU, 2002 (23 made)
29	Jonathan Ruffin, Cincinnati, 2000 (26 made)
28	Brad Palazzo, Tulane, 1997 (23 made)

FIELD GOALS MADE

GAME

5	Nick Browne, TCU vs. Cincinnati, 11-15-03 (5 att.)
5	Nick Browne, TCU at Cincinnati, 9-2-02 (5 att.)
5	Ryan White, Memphis at UAB, 10-9-99 (6 att.)
5	Brad Palazzo, Tulane at Louisville, 10-11-97 (6 att.)
4	16 tied with

SEASON

28	Nick Browne, TCU, 2003 (33 att.)
26	Jonathan Ruffin, Cincinnati, 2000 (29 att.)
23	Nick Browne, TCU, 2002 (30 att.)
23	Brad Palazzo, Tulane, 1997 (28 att.)
20	Seth Marler, Tulane, 2002 (33 att.)

INDIVIDUAL RECORDS



2004 FOOTBALL

1	Zek Parker, Louisville vs. Southern Miss (11-20-99)
1	Marcellus Harris, East Carolina at Army (10-2-99)
1	Mike Smith, Houston at North Texas (10-24-98)
1	Eric Booth, Southern Miss at Tennessee (11-8-97)
1	Eric Booth, Southern Miss vs. Houston (11-15-97)
1	Cory Geason, Tulane at Cincinnati (8-30-96)
1	Jeff Liggon, Tulane vs. Southern Miss (10-26-96)
1	Kevin Cobb, Memphis vs. Tennessee (11-9-96)

SEASON

2	Broderick Clark, Louisville, 2002
2	Zek Parker, Louisville, 1999
2	Eric Booth, Southern Miss, 1997
1	14 tied with

LONGEST KICKOFF RETURNS

100t	Ricky Wilson, Houston at Louisville (11-22-03)
100t	Fred Smith, Tulane vs. TCU (9-1-03)
100t	Broderick Clark, Louisville vs. Kentucky (9-1-02)
98t	Jeff Liggon, Tulane vs. Southern Miss (10-26-96)
97t	Zek Parker, Louisville vs. Chattanooga (9-11-99)
96t	LaTarence Dunbar, TCU vs. Houston (10-5-02)
96t	Omari Thompson, Army vs. Navy (12-1-01)
96t	Eric Booth, Southern Miss at Tennessee (11-18-97)

INTERCEPTIONS

GAME

3	J.R. Reed, USF at Memphis, 11-29-03 (15 yards)
3	Etric Pruitt, Southern Miss at Army, 9-28-02 (43 yards)
3	Anthony Floyd, Louisville at Southern Miss, 11-4-00 (82 yards)
2	2 times in 2002
2	3 times in 2001
2	12 times in 2000
2	7 times in 1999
2	4 times in 1998
2	6 times in 1997
2	5 times in 1996

SEASON

10	Anthony Floyd, Louisville, 2000 (152 yards)
9	Rodregis Brooks, UAB, 1999 (152 yards)
8	Lynaris Elpheage, Tulane, 2002 (133 yards)
8	Jason Goss, TCU, 2002 (27 yards)
7	J.R. Reed, USF, 2003 (45 yards)
7	Mike James, Houston, 1999 (69 yards)

INT RETURN YARDS

GAME

123	Shawn Ferguson, Cincinnati at Memphis, 10-17-98 (2 returns)
100	Idrees Bashir, Memphis at Army, 9-23-00 (1 return)
100	Kevin Monroe, East Carolina vs. Louisville, 11-14-98 (1 return)
98t	Dwight Henry, East Carolina at Louisville, 11-1-97 (1 return)
96t	Adrian Singleton, UAB at Cincinnati, 10-16-99 (1 return)

SEASON (min. 2)

152	Anthony Floyd, Louisville, 2000 (10 int.)
152	Rodregis Brooks, UAB, 1999 (9 int.)
133	Lynaris Elpheage, Tulane, 2002 (8 int.)
127	Patrick Surtain, Southern Miss, 1997 (6 int.)
123	Shawn Ferguson, Cincinnati, 1998 (3 int.)
123	Dwight Henry, East Carolina, 1997 (2 int.)

YARDS PER INTERCEPTION RETURN

GAME (min. 2)

61.5	Shawn Ferguson, Cincinnati at Memphis, 10-17-98 (2 for 123)
41.5	Lynaris Elpheage, Tulane at Louisiana-Monroe, 10-5-02 (2 for 83)
39.5	Kenny Dale Rowland, Army vs. Cincinnati, 9-19-98 (2 for 79)
32.0	Patrick Surtain, Southern Miss at Florida, 8-30-97 (2 for 64)
29.5	Patrick Surtain, Southern Miss at East Carolina, 10-10-96 (2 for 59)

SEASON (min. 3)

41.0	Shawn Ferguson, Cincinnati, 1998 (3 for 123)
33.3	Lou Barnes, Southern Miss, 1999 (3 for 100)
29.3	Jamal Alexander, Southern Miss, 1996 (4 for 117)
25.8	Kevin Monroe, East Carolina, 1998 (4 for 103)
27.6	O.C. Collins, Memphis, 2002 (3 for 83)

INTERCEPTIONS FOR TOUCHDOWNS

GAME

2	Shawn Ferguson, Cincinnati at Memphis (10-17-98)
1	40 tied with

SEASON

3	Leo Barnes, Southern Miss, 2000
2	Blue Adams, Cincinnati, 2002
2	Shawn Ferguson, Cincinnati, 1998
1	44 tied with

LONGEST INTERCEPTION RETURNS

GAME

100t	Idrees Bashir, Memphis at Army (9-23-00)
100t	Kevin Monroe, East Carolina vs. Louisville (11-14-98)
98t	Dwight Henry, East Carolina at Louisville (11-1-97)
96t	Adrian Singleton, UAB at Cincinnati (10-16-99)
91t	Rodregis Brooks, UAB vs. East Carolina (11-6-99)

TACKLES

GAME

24	Chris Moore, East Carolina at Cincinnati (9-1-03)
24	Pernell Griffin, East Carolina vs. Wake Forest (9-1-01)
23	Brad Jackson, Cincinnati vs. Louisville (11-8-97)
23	Jeff Kerr, East Carolina vs. Cincinnati (11-13-97)
22	seven tied with

SEASON

174	Hanik Milligan, Houston, 2001 (102 solo, 72 ast.)
168	Rod Davis, Southern Miss, 2002 (122 solo, 46 ast.)
168	Brad Jackson, Cincinnati, 1997 (93 solo, 75 ast.)
167	Jeff Kerr, East Carolina, 1997 (78 solo, 89 ast.)
164	Rod Davis, Southern Miss, 2003 (111 solo, 53 ast.)

SACKS

GAME

6	Keaton Cromartie, Tulane vs. Memphis (11-8-97)
4	Antwan Peek, Cincinnati vs. Louisiana-Monroe (12-1-01)
4	Michael Josiah, Louisville vs. Grambling (9-9-00)
4	Cedric Scott, Southern Miss at Houston (10-28-00)
4	Roderick Coleman, East Carolina vs. Wake Forest (9-13-97)
4	Carl Powell, Louisville at Memphis (11-2-96)

SEASON

15	Bo Schobel, TCU, 2003
15	Dewayne White, Louisville, 2001
15	Roderick Coleman, East Carolina, 1997
14	Bryan Thomas, UAB, 2001
13	Antwan Peek, Cincinnati, 2001
13	Andre Arnold, Memphis, 2000
13	Roderick Coleman, East Carolina, 1998



TEAM RECORDS

TOTAL OFFENSE

PLAYS

GAME

100	East Carolina vs. USF (10-19-02)
99	Tulane vs. Southern Miss (10-14-00)
99	Cincinnati vs. Miami (Ohio) (9-28-96)
98	Louisville at Cincinnati (11-8-97)
97	TCU vs. East Carolina (10-30-01)
97	Tulane at Louisville (10-28-00)
97	Tulane at Houston (11-6-99)

SEASON

1,108	Cincinnati, 2002 (5,867 yards)
1,018	Houston, 2003 (5,958 yards)
1,008	TCU, 2003 (5,581 yards)
1,000	Memphis, 2003 (5,779 yards)
956	Cincinnati, 2003 (4,721 yards)

YARDS GAINED

GAME

769	Louisville at East Carolina, 11-14-98 (615 pass, 154 rush)
742	Louisville vs. Cincinnati, 10-3-98 (460 pass, 282 rush)
706	Tulane vs. Southwestern Louisiana, 10-31-98 (460 pass, 246 rush)
687	Louisville vs. Western Kentucky, 10-31-98 (489 pass, 198 rush)
649	East Carolina vs. Tulane, 10-23-99 (336 pass, 313 rush)

SEASON

6,355	Louisville, 2003 (3,389 pass, 2,966 rush)
6,156	Louisville, 1998 (4,498 pass, 1,658 rush)
5,958	Houston, 2003 (3,156 pass, 2,802 rush)
5,867	Cincinnati, 2002 (3,877 pass, 1,990 rush)
5,779	Memphis, 2003 (3,419 pass, 2,360 rush)

YARDS PER GAME

SEASON

559.6	Louisville, 1998 (6,156 yards in 11 games)
508.6	Tulane, 1998 (5,595 yards in 11 games)
488.8	Louisville, 2003 (6,355 yards in 13 games)
465.8	Louisville, 1999 (5,124 yards in 11 games)
458.3	Houston, 2003 (5,958 yards in 13 games)

YARDS PER PLAY

GAME

10.02	Louisville vs. Cincinnati, 10-3-98 (74 for 742)
9.04	Tulane vs. Louisiana Tech, 11-26-98 (70 for 633)
8.70	Louisville vs. Western Kentucky, 10-31-98 (79 for 687)
8.44	Houston vs. Memphis, 10-12-96 (63 for 532)
8.40	Tulane vs. Southwestern Louisiana, 10-31-98 (84 for 706)

SEASON

6.97	Louisville, 1998 (6,156 on 883)
6.96	Louisville, 2003 (6,355 on 913)
6.86	Tulane, 1998 (5,595 on 816)
6.42	East Carolina, 2001 (4,587 on 715)
6.02	Louisville, 1999 (5,124 on 851)

FIRST DOWNS

MOST RUSHING

GAME

22	Army vs. Louisville (10-7-99)
22	Cincinnati vs. Tulsa (8-28-97)
22	Cincinnati vs. Miami (Ohio) (9-28-96)
21	Army vs. Ball State (9-25-99)
20	Army vs. Tulane (11-14-98)
20	Louisville vs. Northern Illinois (10-19-96)
19	four tied with

SEASON

173	Houston, 2003
161	Army, 1998
147	Army, 1999
140	Louisville, 2003
139	Tulane, 1998

MOST PASSING

GAME

29	Louisville at East Carolina (11-14-98)
24	Louisville vs. Illinois (9-18-99)
24	Louisville vs. Western Kentucky (10-31- 98)
23	TCU vs. East Carolina (10-30-01)
23	Louisville at Tulane (10-17-98)

SEASON

199	Louisville, 1998
184	Louisville, 1999
166	Tulane, 2000
165	Tulane, 2002
162	Tulane, 2001

TOTAL

GAME

39	Louisville at East Carolina, 11-14-98 (29 pass, 9 rush, 1 pen.)
34	Louisville vs. Western Kentucky, 10-31-98 (24 pass, 10 rush, 0 pen.)
34	Tulane vs. Southwestern Louisiana, 10-31-98 (21 pass, 13 rush, 0 pen.)
33	Cincinnati vs. Memphis, 11-24-01 (15 pass, 14 rush, 4 pen.)
33	Tulane at Louisville, 10-28-00 (22 pass, 7 rush, 4 pen.)
33	Louisville vs. Illinois, 9-18-99 (24 pass, 8 rush, 1 pen.)
33	Louisville at Tulane, 10-17-98 (23 pass, 8 rush, 2 pen.)

SEASON

311	Louisville, 1998 (199 pass, 91 rush, 21 penalty)
309	Houston, 2003 (119 pass, 173 rush, 17 penalty)

298	Cincinnati, 2002 (165 pass, 113 rush, 20 penalty)
297	TCU, 2003 (131 pass, 133 rush, 33 penalty)
295	Louisville, 2003 (138 pass, 140 rush, 17 penalty)

RUSHING

MOST ATTEMPTS

GAME

82	Cincinnati vs. Miami (Ohio), 9-28-96 (405 yards)
68	UAB vs. Tulane, 10-20-01 (307 yards)
68	Army vs. Louisville, 10-7-99 (480 yards)
68	Cincinnati vs. UAB, 10-11-97 (246 yards)
66	Army vs. New Mexico State, 10-23-99 (388 yards)
66	Cincinnati vs. East Carolina, 11-5-98 (326 yards)
66	Cincinnati vs. Tulsa, 8-28-97 (362 yards)
66	Louisville vs. Northern Illinois, 10-19-96 (344 yards)

SEASON

659	TCU, 2003 (2,700 yards in 13 games)
651	Houston, 2003 (2,802 yards in 13 games)
636	Army, 1999 (2,915 yards in 11 games)
610	Army, 1998 (2,232 yards in 11 games)
593	Cincinnati, 1997 (2,371 yards in 11 games)

YARDS GAINED

GAME

480	Army vs. Louisville, 10-7-99 (68 rushes)
447	Army vs. Ball State, 9-25-99 (63 rushes)
405	Cincinnati vs. Miami (Ohio), 9-28-96 (82 rushes)
401	Army vs. Navy, 12-5-98 (56 rushes)
388	Army vs. New Mexico State, 10-23-99 (66 rushes)

SEASON

2,966	Louisville, 2003 (518 rushes in 13 games)
2,915	Army, 1999 (636 rushes in 11 games)
2,802	Houston, 2003 (651 rushes in 13 games)
2,700	TCU, 2003 (659 rushes in 13 games)
2,438	TCU, 2002 (589 rushes in 12 games)

YARDS PER GAME

SEASON

265.0	Army, 1999 (2,915 yards in 11 games)
228.2	Louisville, 2003 (2,966 yards in 13 games)
215.5	Houston, 2003 (2,802 yards in 13 games)
215.5	Cincinnati, 1997 (2,371 yards in 11 games)
208.7	Houston, 1999 (2,296 yards in 11 games)

YARDS PER RUSH

GAME

8.54	Houston vs. Louisiana-Lafayette, 9-18-99 (41 for 350)
8.33	Louisville vs. Chattanooga, 9-11-99 (33 for 275)

TEAM RECORDS



2004 FOOTBALL

7.90	East Carolina vs. Army, 10-14-00 (42 for 332)
7.85	Memphis vs. Murray State, 8-31-02 (34 for 267)
7.82	East Carolina at Cincinnati, 11-10-01 (39 for 305)

SEASON

5.73	Louisville, 2003 (518 for 2,966 yards)
5.34	East Carolina, 2001 (417 for 2,230 yards)
5.02	Houston, 1996 (397 for 1,993 yards)
4.91	Houston, 1999 (468 for 2,296 yards)
4.73	Tulane, 1997 (425 for 2,012 yards)

RUSHING TOUCHDOWNS

GAME

7	Army vs. Louisville, 10-7-99
7	Southern Miss vs. Southwestern La., 9-21-96
6	Southern Miss vs. Jackson State, 8-31-02
6	Louisville vs. Western Kentucky, 10-31-98
6	Cincinnati at Arkansas State, 11-21-98
6	Tulane vs. Louisiana Tech, 11-26-98

SEASON

35	Louisville, 2003
31	Houston, 2003
29	Louisville, 1998
27	TCU, 2003
27	East Carolina, 2001

ALL-PURPOSE YARDS

GAME

911	Louisville vs. East Carolina, 11-14-98 (615 pass, 154 rush, 118 KR, 10 PR)
902	Tulane vs. Southwestern Louisiana, 10-31-98 (460 pass, 246 rush, 71 KR, 91 PR)
880	Louisville vs. Cincinnati, 10-3-98 (460 pass, 282 rush, 22 KR, 44 PR)
820	Louisville vs. Western Kentucky, 10-31-98 (489 pass, 198 rush, 105 KR, 28 PR)
797	Houston vs. Southern Miss, 11-9-96 (297 pass, 280 rush, 121 KR, 97 PR)

SEASON

7,606	Louisville, 2003 (3,389 pass, 2,966 rush, 993 KR, 258 PR)
7,558	Houston, 2003 (3,156 pass, 2,802 rush, 1,318 KR, 282 PR)
7,371	Louisville, 1998 (4,498 pass, 1,658 rush, 959 KR, 256 PR)
7,108	Cincinnati, 2002 (3,877 pass, 1,990 rush, 927 KR, 314 PR)
6,631	TCU, 2003 (2,881 pass, 2,700 rush, 643 KR, 407 PR)

PASSING

ATTEMPTS

GAME

72	Tulane at Louisville, 10-28-00 (43 comp.)
67	Louisville at Cincinnati, 11-8-97 (33 comp.)
66	Tulane vs. Houston, 11-6-99 (32 comp.)

63	Louisville vs. Southern Miss, 9-28-96 (35 comp.)
62	Louisville vs. Tulane, 10-11-97 (35 comp.)
62	East Carolina vs. Cincinnati, 11-13-97 (37 comp.)

SEASON

556	Tulane, 1999 (326 comp.)
525	Army, 2003 (272 comp.)
520	Cincinnati, 2002 (281 comp.)
515	Louisville, 1998 (338 comp.)
511	Tulane, 2001 (294 comp.)

COMPLETIONS

GAME

46	Louisville at East Carolina, 11-14-98 (58 att.)
43	Tulane at Louisville, 10-28-00 (72 att.)
41	Louisville at Tulane, 10-17-98 (57 att.)
39	Louisville vs. Illinois, 9-18-99 (60 att.)
38	Tulane at Navy, 11-13-99 (56 att.)

SEASON

338	Louisville, 1998 (515 att.)
326	Tulane, 1999 (556 att.)
322	Louisville, 1999 (501 att.)
294	Tulane, 2001 (511 att.)
288	Tulane, 2000 (505 att.)

COMPLETION PERCENTAGE

GAME (min. 20 att.)

87.5	Southern Miss at East Carolina, 10-10-96 (14 of 16)
85.2	Tulane at Rutgers, 10-24-98 (23 of 27)
79.3	Louisville at East Carolina, 11-14-98 (46 of 58)
78.8	East Carolina at Houston, 11-8-97 (26 of 33)
78.7	Louisville vs. Western Kentucky, 10-31-98 (37 of 47)

SEASON

67.8	Tulane, 1998 (230 of 339)
65.6	Louisville, 1998 (338 of 515)
64.3	Louisville, 1999 (322 of 501)
62.9	Houston, 1996 (224 of 356)
62.4	East Carolina, 1998 (199 of 319)

PASSING YARDS

GAME

615	Louisville at East Carolina, 11-14-98 (46 of 58)
506	Louisville vs. Memphis, 10-24-98 (32 of 49)
489	Louisville vs. Western Kentucky, 10-31-98 (37 of 47)
477	Louisville at Tulane, 10-17-98 (41 of 57)
460	Tulane vs. Southwestern Louisiana, 10-31-98 (26 of 45)

SEASON

4,498	Louisville, 1998 (338 of 515)
3,877	Cincinnati, 2002 (281 of 520)
3,687	Louisville, 1999 (322 of 501)
3,600	Tulane, 1999 (326 of 556)
3,569	Tulane, 2000 (288 of 505)

YARDS PER ATTEMPT

SEASON

9.88	Tulane, 1998 (3,352 on 339 att.)
8.73	Louisville, 1998 (4,498 on 515 att.)
8.14	Southern Miss, 1998 (2,762 on 339 att.)
8.13	East Carolina, 1998 (2,593 on 319 att.)
7.65	Southern Miss, 1999 (2,319 on 303 att.)

YARDS PER COMPLETION

SEASON

15.50	Army, 1999 (806 on 52)
14.57	Tulane, 1998 (3,352 on 230)
14.55	East Carolina, 2000 (2,473 on 170)
14.51	Houston, 2002 (2,670 on 184)
14.31	Southern Miss, 1998 (2,762 on 193)

TOUCHDOWN PASSES

GAME

6	Louisville at East Carolina, 11-14-98
5	Louisville vs. East Carolina, 10-26-02
5	Tulane vs. Navy, 10-26-02
5	Memphis vs. Murray State, 8-31-02
5	Tulane vs. Navy, 11-11-00
5	Louisville at Kentucky, 9-4-99
5	Louisville vs. Houston, 10-23-99
5	Tulane vs. La.-Lafayette, 10-16-99
5	Houston at Cincinnati, 11-14-98
5	Louisville vs. Boston College, 9-26-98
5	Louisville vs. Cincinnati, 10-3-98
5	Southern Miss vs. Southwestern Louisiana, 9-26-98
5	Tulane vs. Southwestern Louisiana, 10-31-98
5	Tulane vs. Louisiana Tech, 11-26-98

SEASON

38	Tulane, 1998 (11 games)
34	Tulane, 2003 (12 games)
33	Louisville, 1998 (11 games)
29	Louisville, 1999 (11 games)
28	Tulane, 2000 (11 games)

INTERCEPTIONS THROWN

GAME

7	Houston vs. USF, 11-23-02
6	Army vs. Southern Miss, 9-28-02
5	Houston vs. Louisville, 11-18-00
5	Tulane at Syracuse, 10-2-99
5	Tulane at Navy, 11-13-99

SEASON

25	Army, 2003 (272 of 525)
25	Tulane, 1999 (326 of 556)
23	Cincinnati, 2002 (281 of 520)
22	East Carolina, 2002 (200 of 410)
22	Houston, 2002 (184 of 357)

FEWEST INTERCEPTIONS

SEASON

6	Memphis, 2001 (177 of 318)
6	Tulane, 1998 (230 of 339)
7	Houston, 2003 (223 of 367)
7	Louisville, 2001 (234 of 393)
7	Army, 1999 (52 of 128)



SCORING

MOST POINTS

GAME

72	Tulane vs. Southwestern Louisiana (20), 10-31-98
64	Tulane at Louisville (33), 10-11-97
63	Louisville vs. Western Kentucky (34), 10-31-98
63	Louisville at East Carolina (45), 11-14-98
63	Tulane vs. Louisiana Tech (30), 11-26-98

SEASON

499	Tulane, 1998
450	Louisville, 2003
448	Houston, 2003
444	Louisville, 1998
426	Cincinnati, 2002

MOST POINTS (two teams)

111	Army (59) vs. Louisville (52), 2 ot, 10-7-99
108	Louisville (63) at East Carolina (45), 11-14-98
105	Houston (56) vs. Southern Miss (49) OT, 11-9-96
102	East Carolina (54) at Houston (48), 11-9-02
97	Louisville (63) Western Kentucky (34), 10-31-98
97	Tulane (64) at Louisville (33), 10-11-97

FEWEST POINTS SCORED (one team)

0	Tulane (0) vs. Texas (49), 9-28-02
0	UAB (0) at Louisiana-Lafayette (34), 9-21-02
0	Army (0) at Rutgers (44), 9-14-02
0	UAB (0) at Southern Miss (3), 9-29-01
0	Houston (0) at Texas (48), 9-23-00
0	Memphis (0) vs. Mississippi (3), 9-4-99
0	Army (0) vs. Southern Miss (24), 10-16-99
0	Cincinnati (0) vs. Miami (Ohio) (41), 10-24-98
0	East Carolina (0) vs. South Carolina (20), 9-20-97
0	East Carolina (0) at Syracuse (56), 10-4-97
0	Houston (0) at Southern Miss (33), 11-15-97
0	Memphis (0) at Southern Miss (16), 10-19-96
0	Cincinnati (0) at Kansas State (35), 9-14-96
3	eight tied with

FEWEST POINTS SCORED (two teams)

3	UAB (0) at Southern Miss (3), 9-29-01
3	Memphis (0) vs. Mississippi (3), 9-4-99
9	Louisville (7) vs. Colorado State, 10-4-01
9	Southern Miss (6) vs. Houston (3), 10-28-00
16	Southern Miss (16) vs. Memphis (0), 10-19-96

MOST TOUCHDOWNS

GAME

9	Louisville vs. Cincinnati, 10-3-98 (5 pass, 4 rush)
9	Louisville vs. Western Kentucky, 10-31-98 (3 pass, 6 rush)
9	Louisville at East Carolina, 11-14-98 (6 pass, 3 rush)
9	Tulane vs. Southwestern Louisiana, 10-31-98 (5 pass, 4 rush)
9	Tulane vs. Louisiana Tech, 11-26-98 (3 pass, 6 rush)

SEASON

68	Tulane, 1998 (11 games)
62	Louisville, 1998 (11 games)
58	Louisville, 2003 (13 games)
58	Houston, 2003 (13 games)
54	Louisville, 1999 (11 games)

KICKING

FIELD GOAL ATTEMPTS

GAME

6	Memphis at UAB, 10-9-99 (5 made)
6	Tulane at Louisville, 10-11-97 (5 made)
5	11 tied with
Most recently: TCU vs. Cincinnati, 11-15-03 (5 made)	

SEASON

34	TCU, 2003 (28 made)
33	Tulane, 2002 (20 made)
32	Cincinnati, 2000 (29 made)
30	TCU, 2002 (23 made)
29	Memphis, 2003 (19 made)

FIELD GOALS MADE

GAME

5	TCU at Cincinnati, 11-15-03 (5 att.)
5	TCU at Cincinnati, 9-2-02 (5 att.)
5	Memphis at UAB, 10-9-99 (6 att.)
5	Tulane at Louisville, 10-11-97 (6 att.)
4	16 tied with. Most recently: Cincinnati at Hawai'i, 11-23-02 (5 att.)

SEASON

29	Cincinnati, 2000 (11 games)
28	TCU, 2003 (13 games)
23	TCU, 2002 (12 games)
23	Tulane, 1997 (11 games)
20	Cincinnati, 2003 (12 games)
20	Cincinnati, 2002 (14 games)
20	Tulane, 2002 (13 games)

FIELD GOAL PERCENTAGE

SEASON

100.0	Memphis, 1998 (16 of 16)
93.8	Tulane, 2001 (15 of 16)
90.6	Cincinnati, 2000 (29 of 32)
85.7	Houston, 2002 (12 of 14)
85.0	UAB, 2003 (17 of 20)

PAT KICKS ATTEMPTED

GAME

10	Tulane vs. Southwestern Louisiana, 10-31-98 (10 made)
9	Louisville vs. Western Kentucky, 10-31-98 (9 made)
9	Louisville at East Carolina, 11-14-98 (9 made)
9	Tulane vs. Louisiana Tech, 11-26-89 (9 made)
9	Louisville vs. Cincinnati, 10-3-98 (8 made)

SEASON

68	Tulane, 1998
56	Houston, 2003
54	Louisville, 1998
53	Louisville, 2003
48	Cincinnati, 2002
48	Louisville, 1999

PAT KICKS MADE

GAME

10	Tulane vs. Southwestern Louisiana, 10-31-98 (10 att.)
9	Louisville vs. Western Kentucky, 10-31-98 (9 att.)
9	Louisville at East Carolina, 11-14-98 (9 att.)
9	Tulane vs. Louisiana Tech, 11-26-89 (9 att.)
8	seven tied with

SEASON

68	Tulane, 1998
56	Houston, 2003
51	Louisville, 1998
50	Louisville, 2003
46	Cincinnati, 2002

PAT KICKS PERCENTAGE

SEASON (min. 25 made)

100.0	Houston, 2003 (56 of 56)
100.0	TCU, 2003 (38 of 38)
100.0	Southern Miss, 2002 (31 of 31)
100.0	UAB, 2002 (29 of 29)
100.0	Cincinnati, 2001 (36 of 36)
100.0	Memphis, 2001 (36 of 36)
100.0	UAB, 2001 (31 of 31)
100.0	Southern Miss, 2001 (30 of 30)
100.0	Louisville, 2000 (45 of 45)
100.0	Army, 1999 (27 of 27)
100.0	Memphis, 1999 (25 of 25)
100.0	Tulane, 1998 (68 of 68)
100.0	Cincinnati, 1996 (27 of 27)

TOTAL POINTS BY KICKING

SEASON

122	TCU, 2003 (38 XP, 28 FG)
113	Cincinnati, 2000 (26 XP, 29 FG)
109	Tulane, 1997 (40 XP, 23 FG)
106	Cincinnati, 2002 (46 XP, 20 FG)
105	TCU, 2002 (36 XP, 23 FG)

CAREER RECORDS



2004 FOOTBALL

FIELD GOALS MADE

66	Seth Marler, Tulane, 1999-02 (91 att.)
65	Nick Browne, TCU, 2001-03 (83 att.)
62	Jonathan Ruffin, Cincinnati, 1998-02 (79 att.)
52	Kevin Miller, East Carolina, 1998-02 (71 att.)
49	Ryan White, Memphis, 1998-01 (67 att.)
48	Brad Palazzo, Tulane, 1996-98 (66 att.)
44	Nate Smith, Louisville, 2000-03 (64 att.)
44	Nick Hayes, UAB, 2001-03 (57 att.)
33	Brant Hanna, Southern Miss, 1998-01 (52 att.)
28	Stephen Gostkowski, Memphis, 2002-03 (42 att.)

FIELD GOAL PERCENTAGE

82.9	Ryan White, Memphis, 1998-99 (29 of 35)
78.8	Dustin Bell, Houston, 2001-03 (26 of 33)
78.5	Jonathan Ruffin, Cincinnati, 1999-02 (62 of 79)
78.3	Nick Browne, TCU, 2001-03 (65 of 83)
77.2	Nick Hayes, UAB, 2001-03 (44 of 57)
76.5	Brad Palazzo, Tulane, 1996-98 (48 of 66)
75.0	Sebastian Villareal, Houston, 1996-97 (27 of 36)
73.2	Kevin Miller, East Carolina, 1999-02 (52 of 71)
73.1	Ryan White, Memphis, 1998-01 (49 of 67)
72.5	Seth Marler, Tulane, 1999-02 (66 of 91)

PAT KICKS ATTEMPTED

147	Nate Smith, Louisville, 2000-03 (143 made)
143	Seth Marler, Tulane, 1998-02 (135 made)
136	Kevin Miller, East Carolina, 1999-02 (131 made)
134	Jonathan Ruffin, Cincinnati, 1999-02 (129 made)
129	Brad Palazzo, Tulane, 1996-98 (128 made)
121	Jon Hilbert, Louisville, 1996-99 (114 made)
110	Ryan White, Memphis, 1998-01 (110 made)
107	Nick Browne, TCU, 2001-03 (104 made)
96	Brant Hanna, Southern Miss, 1998-01 (92 made)
91	Dustin Bell, Houston, 2001-03 (88 made)

PAT KICKS MADE

143	Nate Smith, Louisville, 2000-03 (147 att.)
135	Seth Marler, Tulane, 1999-02 (143 att.)
131	Kevin Miller, East Carolina, 1999-02 (136 att.)
129	Jonathan Ruffin, Cincinnati, 1999-02 (134 att.)
128	Brad Palazzo, Tulane, 1996-98 (129 att.)
114	Jon Hilbert, Louisville, 1996-99 (121 att.)
110	Ryan White, Memphis, 1998-01 (110 att.)
104	Nick Browne, TCU, 2001-03 (107 att.)
92	Brant Hanna, Southern Miss, 1998-01 (96 att.)
88	Dustin Bell, Houston, 2001-03 (91 att.)
76	Stephen Gostkowski, Memphis, 2002-03 (81 att.)

PAT KICKS PERCENTAGE

100.0	Ryan White, Memphis, 1998-01 (110 of 110)
100.0	Wade Tydlacka, Louisville, 2000 (31 of 31)
99.2	Brad Palazzo, Tulane, 1996-98 (128 of 129)
98.6	Nick Hayes, UAB, 2001-03 (72 of 73)
98.1	Eric Richards, Cincinnati, 1996-97 (52 of 53)
97.2	Nick Browne, TCU, 2001-03 (104 of 107)
97.2	Nate Smith, Louisville, 2000-03 (143 of 147)
96.7	Dustin Bell, Houston, 2001-03 (88 of 91)
96.6	Sebastian Villareal, Houston, 1996-97 (57 of 59)
96.6	Mike Waddell, Houston, 1998 (28 of 29)
96.3	Jonathan Ruffin, Cincinnati, 1999-02 (129 of 134)
96.3	Kevin Miller, East Carolina, 1999-02 (131 of 136)

POINTS SCORED BY KICKING

333	Seth Marler, Tulane, 1999-02 (66 FG, 135 PAT)
316	Jonathan Ruffin, Cincinnati, 1999-02 (62 FG, 129 PAT)
299	Nick Browne, TCU, 2001-03 (65 FG, 104 PAT)
287	Kevin Miller, East Carolina, 1999-02 (52 FG, 131 PAT)
275	Nate Smith, Louisville, 2000-03 (44 FG, 143 PAT)
255	Brad Palazzo, Tulane, 1996-98 (48 FG, 128 PAT)
248	Ryan White, Memphis, 1998-01 (49 FG, 110 PAT)
204	Nick Hayes, UAB, 2001-03 (44 FG, 72 PAT)
191	Brant Hanna, Southern Miss, 1998-01 (33 FG, 92 PAT)
180	Jon Hilbert, Louisville, 1996-99 (22 FG, 114 PAT)
173	Rhett Gallego, UAB, 1998-01 (37 FG, 62 PAT)
166	Dustin Bell, Houston, 2001-03 (26 FG, 88 PAT)

PUNTING

MOST PUNTS

223	Mark Haulman, Southern Miss, 1999-02 (9,308 yards for 41.7)
214	Adam Wulfeck, Cincinnati, 1998-01 (9,008 yards for 42.1 avg.)
190	Ross Stewart, UAB, 1999-02 (7,900 yards for 41.6 avg.)
186	Jeremy Borseth, Louisville, 1996-98 (7,454 yards for 40.1 avg.)
182	Jimmy McClary, Houston, 2001-03 (7,208 yards for 39.6 avg.)
178	Casey Roussel, Tulane, 1999-01 (7,792 for 43.8)
176	Andrew Bayes, East Carolina, 1997-99 (7,822 yards for 44.4 avg.)
165	Jamie Purser, Southern Miss, 1996-99 (6,812 yards for 41.3 avg.)
143	Brad Hill, Tulane, 1996-98 (6,006 yards for 42.0 avg.)
142	Joey Biasatti, TCU, 2001-02 (5,817 yards for 41.0 avg.)

YARDS PUNTED

9,308	Mark Haulman, Southern Miss, 1999-02 (223 for 41.7 avg.)
9,008	Adam Wulfeck, Cincinnati, 1998-00 (214 for 42.1 avg.)
7,900	Ross Stewart, UAB, 1999-02 (190 for 41.6 avg.)
7,822	Andrew Bayes, East Carolina, 1997-99 (176 for 44.4 avg.)
7,792	Casey Roussel, Tulane, 1999-01 (178 for 43.8 avg.)
7,454	Jeremy Borseth, Louisville, 1996-98 (186 for 40.1 avg.)
7,208	Jimmy McClary, Houston, 2001-03 (182 for 39.6 avg.)

6,812	Jamie Purser, Southern Miss, 1996-99 (165 for 41.3 avg.)
6,006	Brad Hill, Tulane, 1996-98 (143 for 42.0 avg.)
5,153	Jared Preston, East Carolina, 2001-02 (118 for 43.7 avg.)

PUNTING AVERAGE

44.5	Ryan Dougherty, East Carolina, 2003 (64 for 2,846)
44.4	Andrew Bayes, East Carolina, 1997-99 (176 for 7,822)
44.1	Graham White, Army, 1998-99 (109 for 4,812)
43.8	Casey Roussel, Tulane, 1999-01 (178 for 7,792)
43.7	Jared Preston, East Carolina, 2001-02 (118 for 5,153)
43.1	Chris Beckman, Tulane, 2003 (65 for 2,829)
42.9	Seth Marler, Tulane, 1999-02 (72 for 3,090)
42.1	Adam Wulfeck, Cincinnati, 1998-01 (214 for 9,008)
42.0	Brad Hill, Tulane, 1996-98 (143 for 6,006)
41.8	Jim Cande, Memphis, 1998-99 (97 for 4,057)

PUNT RETURNS

MOST RETURNS

100	Arnold Jackson, Louisville, 1997-00 (972 yards)
81	John Wilson, Tulane, 1997-00 (701 yards)
76	Ryan Johnson, Memphis, 1999-01 (784 yards)
68	Tinker Keck, Cincinnati, 1997-99 (804 yards)
57	Terrance Copper, East Carolina, 2000-03 (522 yards)
53	Keith Stokes, East Carolina, 1999-00 (820 yards)

YARDS RETURNED

972	Arnold Jackson, Louisville, 1997-00 (100 returns)
820	Keith Stokes, East Carolina, 1999-00 (53 returns)
804	Tinker Keck, Cincinnati, 1997-99 (68 returns)
784	Ryan Johnson, Memphis, 1999-01 (76 returns)
701	John Wilson, Tulane, 1997-00 (81 returns)
597	Lynaris Elpheage, Tulane, 2000-02 (48 returns)
522	Terrance Copper, East Carolina, 2000-03 (57 returns)
508	Damien Dorsey, Louisville, 1999-02 (33 returns)
462	Willie Quinnie, UAB, 2000-02 (42 returns)
410	Kenneth Johnson, Southern Miss, 2000-01 (37 returns)

YARDS PER RETURN

15.5	Keith Stokes, East Carolina, 1999-00 (53 for 820)
15.4	Damien Dorsey, Louisville, 1999-02 (33 for 508)
12.4	Lynaris Elpheage, Tulane, 2000-02 (48 for 597)
11.8	Tinker Keck, Cincinnati, 1997-99 (68 for 804)
11.1	Kenneth Johnson, Southern Miss, 2000-01 (37 for 410)
11.0	Cory Rodgers, TCU, 2003 (32 for 352)
11.0	Willie Quinnie, UAB, 2001-02 (42 for 462)
10.6	Marcellus Harris, East Carolina, 1997-99 (38 for 404)
10.5	Jason Goss, TCU, 2001-02 (35 for 369)
10.3	Ryan Johnson, Memphis, 1999-01 (76 for 784)

PUNT RETURN TDS

4	Tinker Keck, Cincinnati, 1997-99
2	Aris Comeaux, Army, 1999-02
2	Lynaris Elpheage, Tulane, 2000-02
2	Keith Stokes, East Carolina, 1999-00
2	Omari Thompson, Army, 1998-01
1	13 tied with

KICKOFF RETURNS

MOST RETURNS

103	Zek Parker, Louisville, 1998-01 (2,558 yards)
89	William White, Army, 2000-03 (2,035 yards)
85	Broderick Clark, Louisville, 2002-03 (1,718 yards)
83	Omari Thompson, Army, 1998-01 (1,827 yards)
77	Jason Southall, UAB, 2001-03 (1,792 yards)
68	Ketric Sanford, Houston, 1996-99 (1,705 yards)
57	Brandon Middleton, Houston, 1999-03 (1,200 yards)
56	John Wilson, Tulane, 1999-00 (1,130 yards)
53	Antoine Harden, Memphis, 2000-02 (1,085 yards)
51	Keith Stokes, East Carolina, 1999-00 (1,087 yards)
50	Marvin Townes, East Carolina, 2001-03 (1,120 yards)

YARDS RETURNED

2,558	Zek Parker, Louisville, 1998-01 (103 returns)
2,035	William White, Army, 2000-03 (89 returns)
1,827	Omari Thompson, Army, 1998-01 (83 returns)
1,792	Jason Southall, UAB, 2001-03 (77 returns)
1,718	Broderick Clark, Louisville, 2002-03 (85 returns)
1,705	Ketric Sanford, Houston, 1996-99 (68 returns)
1,200	Brandon Middleton, Houston, 1999-03 (57 returns)
1,130	John Wilson, Tulane, 1997-00 (56 returns)
1,120	Marvin Townes, East Carolina, 2001-03 (50 returns)
1,087	Keith Stokes, East Carolina, 1999-00 (51 returns)
1,085	Antoine Harden, Memphis, 2000-02 (53 returns)
1,025	John Eubanks, Southern Miss, 2002-03 (39 returns)

YARDS PER RETURN

26.3	John Eubanks, Southern Miss, 2002-03 (39 for 1,025)
25.1	Ketric Sanford, Houston, 1996-99 (68 for 1,705)
24.8	Zek Parker, Louisville, 1998-01 (103 for 2,558)
24.1	Marvin Townes, East Carolina, 2001-02 (43 for 1,035)
23.3	Jason Southall, UAB, 2001-03 (77 for 1,792)
23.2	DeAngelo Williams, Memphis, 2002-03 (31 for 719)
23.2	Lynaris Elpheage, Tulane, 2000-02 (37 for 858)
22.9	William White, Army, 2000-03 (89 for 2,035)
22.3	LaTarence Dunbar, TCU, 2001-02 (43 for 957)
22.0	Omari Thompson, Army, 2000-01 (83 for 1,827)
21.8	Fred Smith, Tulane, 2003 (38 for 830)

KICKOFF RETURN TDS

3	Zek Parker, Louisville, 1998-99
2	Broderick Clark, Louisville, 2002-03
1	14 tied with

DEFENSE

INTERCEPTIONS

18	Anthony Floyd, Louisville, 1999-02 (227 yards)
14	Lynaris Elpheage, Tulane, 2000-02 (227 yards)
14	Rashad Holman, Louisville, 1997-00 (99 yards)
13	Glenn Sumter, Memphis, 1999-01 (144 yards)
12	Blue Adams, Cincinnati, 1998, 00-02 (177 yards)
11	Etric Pruitt, Southern Miss, 2000-03 (144 yards)
11	Jason Goss, TCU, 2001-02 (42 yards)
11	Leo Barnes, Southern Miss, 1997-00 (254 yards)
9	Zach Norton, Cincinnati, 2000-03 (157 yards)
9	Greg Brooks, Southern Miss, 2000-03 (24 yards)
9	Chris Brown, UAB, 1999-02 (49 yards)
9	Roderick Brooks, UAB, 1999 (152 yards)
9	Mike James, Houston, 1998-99 (124 yards)

INT YARDS RETURNED

254	Leo Barnes, Southern Miss, 1997-00 (11 int.)
227	Lynaris Elpheage, Tulane, 2000-02 (14 int.)
227	Anthony Floyd, Louisville, 1999-02 (18 int.)
191	Bud Herring, Louisville, 1997-99 (6 int.)
177	Blue Adams, Cincinnati, 1998, 00-02 (12 int.)
171	Shawn Ferguson, Cincinnati, 1996-98 (4 int.)
170	Sean Lucas, Tulane, 2002-03 (7 int.)
164	Alphonso Roundtree, Tulane, 1996-98 (6 int.)
157	Zach Norton, Cincinnati, 2000-03 (9 int.)
154	Jeff Sanchez, Tulane, 1999-02 (5 int.)

INTERCEPTIONS RETURNED FOR TDS

4	Leo Barnes, Southern Miss, 1997-00
3	Shawn Ferguson, Cincinnati, 1999-99
2	Brian Hill, Army, 2000-03
2	Blue Adams, Cincinnati, 1998, 00-02
2	Zach Norton, Cincinnati, 2000-03
2	Kelly Hardy, East Carolina, 1999-02
2	Dwayne White, Louisville, 2000-02
2	Lynaris Elpheage, Tulane, 2000-02
2	Sean Lucas, Tulane, 2002-03
2	Alphonso Roundtree, Tulane, 1996-98
2	Lyle Weaver, Army, 1998-00

TACKLES

526	Rod Davis, Southern Miss, 2000-03
460	Pernell Griffin, East Carolina, 1998-01
417	Kamal Shakir, Memphis, 1997-00
405	Hank Milligan, Houston, 2000-02
383	T.J. Slaughter, Southern Miss, 1996-99
372	Jeff Kerr, East Carolina, 1997-99
362	Etric Pruitt, Southern Miss, 2000-03
347	Hassan Champion, Cincinnati, 1996-98
346	Curry Burns, Louisville, 1999-02
346	Rashad Harris, Louisville, 1997-00
344	Jerry Phillips, Tulane, 1997-00
330	Wayne Rogers, Houston, 1997-00
327	Brian Zickefoose, Army, 1998-01
327	DeJuan Gossett, Cincinnati, 1997-00
325	Ryan Kent, Army, 2000-03

TACKLES FOR LOSS

60.5	Rod Davis, Southern Miss, 2000-03
57	Wayne Rogers, Houston, 1997-00
56	Antwan Peek, Cincinnati, 1999-02
56	Bryan Thomas, UAB, 1998-01
56	Adalio Thomas, Southern Miss, 1996-99
55	LaMarcus McDonald, TCU, 2001-02
54	Dwayne White, Louisville, 2000-02
54	T.J. Slaughter, Southern Miss, 1996-99
48	Kenan Blackmon, Tulane, 1999-02
47	Cedric Scott, Southern Miss, 1997-00
43	Roy Magee, Southern Miss, 1998-01
43	Michael Josiah, Louisville, 1999-01
39.5	Michael Boley, Southern Miss, 2001-03

SACKS

37.5	Dwayne White, Louisville, 2000-02
34.5	Adalio Thomas, Southern Miss, 1996-99
31	Michael Josiah, Louisville, 1999-01
30	Bryan Thomas, UAB, 1999-01
28	Roderick Coleman, East Carolina, 1997-98
27	Antwan Peek, Cincinnati, 1999-02
26	Cedric Scott, Southern Miss, 1997-00
24.5	Bo Schobel, TCU, 2001-03
22.5	Kenan Blackmon, Tulane, 1999-02
21.5	Floyd Dorsey, Tulane, 1999-02
21	Tramont Lawless, Memphis, 1997-99
20	Marquis Bowling, Memphis, 1996-98
19	Michael Boley, Southern Miss, 2001-03
19	Wayne Rogers, Houston, 1997-00
18.5	Rod Davis, Southern Miss, 2000-03

MOST WINS IN A SEASON

12	Tulane, 1998
11	TCU, 2003
11	Louisville, 2001

MOST LOSSES IN A SEASON

13	Army, 2003
11	East Carolina, 2003
11	Army, 2002
11	Houston, 2001

LONGEST OVERALL WINNING STREAK

13	Tulane (Nov. 22, 1997-Sep. 6, 1999)
12	TCU (Nov. 30, 2002-Nov. 20, 2003)

LONGEST OVERALL LOSING STREAK

15	Army (Nov. 23, 2002-current)
15	Houston (Oct. 28, 2000-Aug. 31, 2002)
10	Army (Nov. 6, 1999-Oct. 21, 2000)
10	Louisville (Sep. 20, 1997-Sep. 19, 1998)

LONGEST C-USA GAMES WINNING STREAK

14	Southern Miss (Oct. 10, 1998-Nov. 4, 2000)
10	Louisville (Oct. 28, 2000-Nov. 15, 2001)

LONGEST C-USA GAMES LOSING STREAK

14	Houston (Oct. 28, 2000-Oct. 19, 2002)
9	Army (Nov. 23, 2002-current)

MOST IMPROVED WON-LOST RECORD

6	Louisville (1-10 in 1997; 7-5 in 1998)
5.5	Memphis (3-9 in 2002; 9-4 in 2003)
5	Houston (0-11 in 2001; 5-7 in 2002)
5	Tulane (2-9 in 1996; 7-4 in 1997)

MOST PLAYED SERIES

54	USM-MEM (Southern Miss 36, Memphis 17, 1 tie)
43	CIN-LOU (Cincinnati 26, Louisville 15, 1 tie)
39	LOU-MEM (Louisville 22, Memphis 17)
29	MEM-CIN (Memphis 18, Cincinnati 11)
29	USM-ECU (Southern Miss 22, East Carolina 7)

LONGEST CURRENT SERIES WIN STREAK

7	East Carolina over Army (dating to 1995)
6	TCU over Houston (dating to 1992)
4	Louisville over UAB (dating to 1999)

300- YARD PASSING GAMES SEASON

8	Chris Redman, Louisville	1998
7	Chris Redman, Louisville	1999
7	Patrick Ramsey, Tulane	1999
6	Patrick Ramsey, Tulane	2000
6	Shaun King, Tulane	1998
6	Chris Redman, Louisville	1997

CAREER

23	Chris Redman, Louisville	1996-99
16	Patrick Ramsey, Tulane	1998-01
11	Gino Guidugli, Cincinnati	2001-03
9	Jason McKinley, Houston	1997-00
8	Shaun King, Tulane	1996-98

100-YARD RUSHING GAMES SEASON

10	DeAngelo Williams, Memphis	2003
8	Joffrey Reynolds, Houston	2002
7	Leonard Henry, East Carolina	2001
7	Mewelde Moore, Tulane	2001
7	Antowain Smith, Houston	1996
6	Mewelde Moore, Tulane	2003
6	Michael Wallace, Army	2000
6	Robert Cooper, Cincinnati	1999
6	Ketric Sanford, Houston	1999
6	Derrick Nix, Southern Miss	1998

CAREER

22	Mewelde Moore, Tulane	2000-03
15	Joffrey Reynolds, Houston	1999-02
14	DeAngelo Williams, Memphis	2002-03
14	Ketric Sanford, Houston	1996-99
13	Derrick Nix, Southern Miss	1998-02
12	DeMarco McCleskey, Cincinnati	1998-02
11	Leonard Henry, East Carolina	1998-01
11	Gerard Arnold, Memphis	1996-99
9	Frank Moreau, Louisville	1995-99
8	Robert Cooper, Cincinnati	1996-99

100-YARD RECEIVING GAMES SEASON

8	Brandon Middleton, Houston	2003
7	Arnold Jackson, Louisville	1998
6	J.R. Russell, Louisville	2003
6	Adrian Burnette, Tulane	2000
6	Jajuan Dawson, Tulane	1999
6	P.J. Franklin, Tulane	1998
5	Deion Branch, Louisville	2001
5	Arnold Jackson, Louisville	1999
5	Sherrod Gideon, Southern Miss	1998
5	Jajuan Dawson, Tulane	1998
5	Sherrod Gideon, Southern Miss	1997

CAREER

15	Arnold Jackson, Louisville	1997-99
15	Jajuan Dawson, Tulane	1996-99
13	Brandon Middleton, Houston	1999-03
12	Adrian Burnette, Tulane	1997-00
12	Sherrod Gideon, Southern Miss	1996-99
10	LaDaris Vann, Cincinnati	1999-02
9	Deion Branch, Louisville	2000-01
9	Ibn Green, Louisville	1996-99
8	Roydell Williams, Tulane	2000-03
8	P.J. Franklin, Tulane	1996-98

3,000-YARD PASSERS

4,042	Chris Redman, Louisville	1998
3,647	Chris Redman, Louisville	1999
3,543	Gino Guidugli, Cincinnati	2002
3,410	Patrick Ramsey, Tulane	1999
3,174	Danny Wimprine, Memphis	2003
3,145	Stefan LeFors, Louisville	2003
3,131	Kevin Kolb, Houston	2003
3,079	Chris Redman, Louisville	1997
3,077	J.P. Losman, Tulane	2003
3,056	Dave Ragone, Louisville	2001

1,000-YARD RUSHERS

1,545	Joffrey Reynolds, Houston	2002
1,432	Leonard Henry, East Carolina	2001
1,430	DeAngelo Williams, Memphis	2003
1,421	Mewelde Moore, Tulane	2001
1,361	DeMarco McCleskey, Cincinnati	2002
1,289	Frank Moreau, Louisville	1999
1,245	Robert Cooper, Cincinnati	1999
1,239	Antowain Smith, Houston	1996
1,199	Ketric Sanford, Houston	1999
1,194	Derrick Nix, Southern Miss	2002
1,180	Derrick Nix, Southern Miss	1998
1,157	Michael Wallace, Army	2000
1,149	Anthony Evans, Houston	2003
1,138	Mewelde Moore, Tulane	2002
1,134	Leroy Collins, Louisville	1998
1,128	Marvin Townes, East Carolina	2003
1,107	Robert Merrill, TCU	2003
1,059	Gerard Arnold, Memphis	1998
1,054	Derrick Nix, Southern Miss	1999
1,054	Ketric Sanford, Houston	1998
1,045	Harold Shaw, Southern Miss	1997
1,029	Art Brown, East Carolina	2002
1,029	Lonta Hobbs, TCU	2002

1,000-YARD RECEIVERS

1,250	Brandon Middleton, Houston	2003
1,213	J.R. Russell, Louisville	2003
1,209	Arnold Jackson, Louisville	1999
1,188	Deion Branch, Louisville	2001
1,186	Sherrod Gideon, Southern Miss	1998
1,175	Arnold Jackson, Louisville	1998
1,174	P.J. Franklin, Tulane	1998
1,114	Jon Olinger, Cincinnati	2002
1,095	Adrian Burnette, Tulane	1999
1,075	Adrian Burnette, Tulane	2000
1,036	JaJuan Dawson, Tulane	1999
1,016	Deion Branch, Louisville	2000
1,012	Reggie Harrell, TCU	2003
1,008	Sherrod Gideon, Southern Miss	1997
1,006	Roydell Williams, Tulane	2003

C-USA TEAMS IN THE FINAL POLLS

2003

TCU (25 AP, 24 ESPN/USA Today)

2002

TCU (23 AP, 22 ESPN/USA Today)

2001

Louisville (17 AP, 16 ESPN/USA Today)

2000

Louisville, Southern Miss, East Carolina
(received votes in both polls)

1999

Southern Miss (14 AP, 13 ESPN/USA Today)
East Carolina (received votes in both polls)

1998

Tulane (7 AP, 7 ESPN/USA Today)

1997

Southern Miss (19 AP, 19 ESPN/USA Today)

FINAL RANKINGS

ASSOCIATED PRESS

2003

1	USC (48)
2	LSU (17)
3	Oklahoma
4	Ohio State
5	Miami (Fla.)
6	Michigan
7	Georgia
8	Iowa
9	Washington State
10	Miami (Ohio)
11	Florida State
12	Texas
13	Mississippi
14	Kansas State
15	Tennessee
16	Boise State
17	Maryland
18	Purdue
19	Nebraska
20	Minnesota
21	Utah
22	Clemson
23	Bowling Green
24	Florida
25	TCU

Others:

SOUTHERN MISS
LOUISVILLE

2002

1	Ohio State (71)
2	Miami (Fla.)
3	Georgia
4	USC
5	Oklahoma
6	Texas
7	Kansas State
8	Iowa
9	Michigan
10	Washington State
11	Alabama
12	N.C. State
13	Maryland
14	Auburn
15	Boise State
16	Penn State
17	Notre Dame
18	Virginia Tech
19	Pittsburgh
20	Colorado
21	Florida State
22	Virginia
23	TCU
24	Marshall
25	West Virginia

Others:

USF

2001

1	Miami (Fla.) (72)
2	Oregon
3	Florida
4	Tennessee
5	Texas
6	Oklahoma
7	Louisiana State
8	Nebraska
9	Colorado
10	Washington State
11	Maryland
12	Illinois
13	South Carolina
14	Syracuse
15	Florida State
16	Stanford
17	LOUISVILLE
18	Virginia Tech
19	Washington
20	Michigan
21	Boston College
22	Georgia
23	Toledo
24	Georgia Tech
25	BYU

2000

- 1 Oklahoma
- 2 Miami (Fla.)
- 3 Washington
- 4 Oregon State
- 5 Florida State
- 6 Virginia Tech
- 7 Oregon
- 8 Nebraska
- 9 Kansas State
- 10 Florida
- 11 Michigan
- 12 Texas
- 13 Purdue
- 14 Colorado State
- 15 Notre Dame
- 16 Clemson
- 17 Georgia Tech
- 18 Auburn
- 19 South Carolina
- 20 Georgia
- 21 TCU
- 22 Louisiana State
- 23 Wisconsin
- 24 Mississippi State
- 25 Iowa State

Others:

LOUISVILLE

SOUTHERN MISS

EAST CAROLINA

1998

- 1 Tennessee
- 2 Ohio State
- 3 Florida State
- 4 Arizona
- 5 Florida
- 6 Wisconsin
- 7 **TULANE**
- 8 UCLA
- 9 Georgia Tech
- 10 Kansas State
- 11 Texas A&M
- 12 Michigan
- 13 Air Force
- 14 Georgia
- 15 Texas
- 16 Arkansas
- 17 Penn State
- 18 Virginia
- 19 Nebraska
- 20 Miami (Fla.)
- 21 Missouri
- 22 Notre Dame
- 23 Virginia Tech
- 24 Purdue
- 25 Syracuse

1997

- 1 Michigan
- 2 Nebraska
- 3 Florida State
- 4 Florida
- 5 UCLA
- 6 North Carolina
- 7 Tennessee
- 8 Kansas State
- 9 Washington State
- 10 Georgia
- 11 Auburn
- 12 Ohio State
- 13 Louisiana State
- 14 Arizona State
- 15 Purdue
- 16 Penn State
- 17 Colorado State
- 18 Washington
- 19 **SOUTHERN MISS**
- 20 Texas A&M
- 21 Syracuse
- 22 Mississippi
- 23 Missouri
- 24 Oklahoma State
- 25 Georgia Tech

1996

- 1 Florida
- 2 Ohio State
- 3 Florida State
- 4 Arizona State
- 5 Brigham Young
- 6 Nebraska
- 7 Penn State
- 8 Colorado
- 9 Tennessee
- 10 North Carolina
- 11 Alabama
- 12 Louisiana State
- 13 Virginia Tech
- 14 Miami (Fla.)
- 15 Northwestern
- 16 Washington
- 17 Kansas State
- 18 Iowa
- 19 Notre Dame
- 20 Michigan
- 21 Syracuse
- 22 Wyoming
- 23 Texas
- 24 Auburn
- 25 **ARMY**

ESPN/USA TODAY

2003

- 1 LSU (60)
- 2 USC (3)
- 3 Oklahoma
- 4 Ohio State
- 5 Miami (Fla.)
- 6 Georgia
- 7 Michigan
- 8 Iowa
- 9 Washington State
- 10 Florida State
- 11 Texas
- 12 Miami (Ohio)
- 13 Kansas State
- 14 Mississippi
- 15 Boise State
- 16 Tennessee
- 17 Minnesota
- 18 Nebraska
- 19 Purdue
- 20 Maryland
- 21 Utah
- 22 Clemson
- 23 Bowling Green
- 24 **TCU**
- 25 Florida

ARV:

SOUTHERN MISS

MEMPHIS

2002

- 1 Ohio State (61)
- 2 Miami (Fla.)
- 3 Georgia
- 4 USC
- 5 Oklahoma
- 6 Kansas State
- 7 Texas
- 8 Iowa
- 9 Michigan
- 10 Washington State
- 11 N.C. State
- 12 Boise State
- 13 Maryland
- 14 Virginia Tech
- 15 Penn State
- 16 Auburn
- 17 Notre Dame
- 18 Pittsburgh
- 19 Marshall
- 20 West Virginia
- 21 Colorado
- 22 **TCU**
- 23 Florida State
- 24 Florida
- 25 Virginia

ARV:

USF



MISCELLANEOUS RECORDS

2001

1. Miami (Fla.) (60)
2. Oregon
3. Florida
4. Tennessee
5. Texas
6. Oklahoma
7. Nebraska
8. Louisiana State
9. Colorado
10. Maryland
11. Washington State
12. Illinois
13. South Carolina
14. Syracuse
15. Florida State
16. **LOUISVILLE**
17. Stanford
18. Virginia Tech
19. Washington
20. Michigan
21. Marshall
22. Toledo
23. Boston College
24. BYU
25. Georgia

2000

1. Oklahoma
2. Miami (Fla.)
3. Washington
4. Florida State
5. Oregon State
6. Virginia Tech
7. Nebraska
8. Kansas State
9. Oregon
10. Michigan
11. Florida
12. Texas
13. Purdue
14. Clemson
15. Colorado State
16. Notre Dame
17. Georgia
18. TCU
19. Georgia Tech
20. Auburn
21. South Carolina
22. Mississippi State
23. Iowa State
24. Wisconsin
25. Tennessee

Others:

SOUTHERN MISS

LOUISVILLE

EAST CAROLINA

1999

1. Florida State
2. Nebraska
3. Virginia Tech
4. Wisconsin
5. Michigan
6. Kansas State
7. Michigan State
8. Alabama
9. Tennessee
10. Marshall
11. Penn State
12. Mississippi State
13. **SOUTHERN MISS**
14. Florida
15. Miami (Fla.)
16. Georgia
17. Minnesota
18. Oregon
19. Arkansas
20. Texas A&M
21. Georgia Tech
22. Mississippi
23. Texas
24. Stanford
25. Illinois

ARV:

EAST CAROLINA

1998

1. Tennessee
2. Ohio State
3. Florida State
4. Arizona
5. Wisconsin
6. Florida
7. **TULANE**
8. UCLA
9. Kansas State
10. Air Force
11. Georgia Tech
12. Michigan
13. Texas A&M
14. Georgia
15. Penn State
16. Texas
17. Arkansas
18. Virginia
19. Virginia Tech
20. Nebraska
21. Miami (Fla.)
22. Notre Dame
23. Purdue
24. Syracuse
25. Missouri

1997

1. Nebraska
2. Michigan
3. Florida State
4. North Carolina
5. UCLA
6. Florida
7. Kansas State
8. Tennessee
9. Washington State
10. Georgia
11. Auburn
12. Ohio State
13. Louisiana State
14. Arizona State
15. Purdue
16. Colorado State
17. Penn State
18. Washington
19. **SOUTHERN MISS**
20. Syracuse
21. Texas A&M
22. Mississippi
23. Missouri
24. Oklahoma State
25. Air Force

1996

1. Florida
2. Ohio State
3. Florida State
4. Arizona State
5. Brigham Young
6. Nebraska
7. Penn State
8. Colorado
9. Tennessee
10. North Carolina
11. Alabama
12. Virginia Tech
13. Louisiana State
14. Miami (Fla.)
15. Washington
16. Northwestern
17. Kansas State
18. Iowa
19. Syracuse
20. Michigan
21. Notre Dame
22. Wyoming
23. Texas
24. **ARMY**
25. Auburn



2002 STANDINGS

	C-USA		All Games									
	W-L	Pct.	H	A	Pts	Opp	W-L	Pct.	H	A	Pts	Opp
x-TCU	6-2	.750	4-0	2-2	263	179	10-2	.833	6-0	4-2	361	222
x-CINCINNATI	6-2	.750	4-0	2-2	259	174	7-7	.500	4-3	3-4	409	329
SOUTHERN MISS	5-3	.625	3-1	2-2	161	142	7-6	.538	5-1	2-5	282	238
LOUISVILLE	5-3	.625	2-2	3-1	243	200	7-6	.538	3-3	4-3	371	319
TULANE	4-4	.500	3-1	1-3	185	147	8-5	.615	5-2	3-3	361	282
UAB	4-4	.500	3-1	1-3	218	232	5-7	.417	4-2	1-5	268	370
EAST CAROLINA	4-4	.500	3-1	1-3	250	266	4-8	.333	3-2	1-6	335	399
HOUSTON	3-5	.375	2-2	1-3	235	293	5-7	.417	3-3	2-4	320	393
MEMPHIS	2-6	.222	2-2	0-4	190	223	3-9	.250	3-3	0-6	303	327
ARMY	1-7	.125	0-4	1-3	158	300	1-11	.083	1-6	0-5	226	491

x- Conference USA co-champions

ARMY (1-10, 1-7 C-USA)

S7	HOLY CROSS	L	21-30
S14	at Rutgers	L	0-44
S21	LOUISVILLE	L	14-45
S28	SOUTHERN MISS	L	6-27
O5	at East Carolina	L	24-59
O12	TCU	L	27-46
O19	at Houston	L	42-56
O26	UAB	L	26-29
N9	AIR FORCE	L	30-49
N16	at Tulane	W	14-10
N23	at Memphis	L	10-38
D7	vs. Navy (E. Rutherford, N.J.)	L	12-58

CINCINNATI (7-7, 6-2 C-USA)

S2	TCU	W	36-29 (ot)
S14	WEST VIRGINIA	L	32-35
S21	(6) OHIO STATE	L	19-23
S28	at Temple	W	35-22
O5	MIAMI (OHIO)	L	26-31
O12	at Tulane	L	17-35
O19	at Southern Miss	L	14-23
O26	MEMPHIS	W	48-10
N7	at Louisville	W	24-14
N16	HOUSTON	W	47-14
N23	at (25) Hawai'i	L	19-20
N30	UAB	W	31-23
D6	at East Carolina	W	42-26
D17	vs. North Texas (New Orleans Bowl)	L	19-24

EAST CAROLINA (4-8, 4-4 C-USA)

A31	AT DUKE	L	16-23
S7	at Wake Forest	L	22-27
S14	TULANE	W	24-20
S28	at West Virginia	L	17-37
O5	ARMY	W	59-24
O19	USF	L	30-46
O26	at Louisville	L	20-44
N9	at Houston	W	54-48 (3ot)
N16	at UAB	L	29-36
N23	(22) TCU	W	31-28
N30	at Southern Miss	L	7-24
D6	CINCINNATI	L	26-42

HOUSTON (5-7, 3-5 C-USA)

A31	at Rice	W	24-10
S7	TULANE	L	13-34
S14	LOUISIANA-LAFAYETTE	W	36-17
S21	at (2) Texas	L	11-41
O5	at TCU	L	17-34
O12	at UAB	L	34-51
O19	ARMY	W	56-42
N2	at Memphis	W	26-21
N9	EAST CAROLINA	L	48-54 (3ot)
N16	at Cincinnati	L	14-47
N23	USF	L	14-32
N30	LOUISVILLE	W	27-10

LOUISVILLE (7-6, 5-3 C-USA)

S1	KENTUCKY	L	17-22
S7	at Duke	W	40-3
S14	at Colorado State	L	33-36
S21	at Army	W	45-14
S26	(4) FLORIDA STATE	W	26-20 (ot)

O8	at Memphis	W	38-32
O19	TCU	L	31-45
O26	EAST CAROLINA	W	44-20
N7	CINCINNATI	L	14-24
N14	at Southern Miss	W	20-17 (2ot)
N23	UAB	W	41-21
N30	at Houston	L	10-27
D18	vs. (24) Marshall (GMAC Bowl)	L	15-38

MEMPHIS (3-9, 2-6 C-USA)

A31	MURRAY STATE	W	52-6
S7	at Mississippi	L	16-38
S14	at Southern Miss	L	14-33
S21	TULANE	W	38-10
S28	at UAB	L	17-31
O8	LOUISVILLE	L	32-38
O19	MISSISSIPPI STATE	L	17-29
O26	at Cincinnati	L	10-48
N2	HOUSTON	L	21-26
N9	at USF	L	28-31
N23	ARMY	W	38-10
N30	at TCU	L	20-27

SOUTHERN MISS (7-6, 5-3 C-USA)

A31	JACKSON STATE	W	55-7
S7	ILLINOIS	W	23-20
S14	MEMPHIS	W	33-14
S21	at Alabama	L	7-20
S28	at Army	W	27-6
O12	at USF	L	13-16
O19	CINCINNATI	W	23-14
O30	at TCU	L	7-37
N9	at UAB	W	20-13
N14	LOUISVILLE	L	17-20
N23	at Tulane	L	10-31
N30	EAST CAROLINA	W	24-7
D27	vs. Oklahoma State (Houston Bowl)	L	23-33

TCU (10-2, 6-2 C-USA)

S2	at Cincinnati	L	29-36 (ot)
S7	at Northwestern	W	48-24
S14	SMU	W	17-6
S21	NORTH TEXAS	W	16-10
O5	HOUSTON	W	34-17
O12	at Army	W	46-27

O19	at Louisville	W	45-31
O30	SOUTHERN MISS	W	37-7
N9	TULANE	W	17-10
N23	at East Carolina	L	28-31
N30	MEMPHIS	W	27-20
D31	vs. (21) Colorado State (AXA Liberty Bowl)	W	17-3

TULANE (8-5, 4-4 C-USA)

A31	SOUTHERN	W	37-19
S7	at Houston	W	34-13
S14	at East Carolina	L	20-24
S21	at Memphis	L	10-38
S28	(2) TEXAS	L	0-49
O5	at Louisiana-Monroe	W	52-9
O12	CINCINNATI	W	35-17
O19	UAB	W	35-14
O26	NAVY	W	51-30
N9	at TCU	L	10-17
N16	ARMY	L	10-14
N23	SOUTHERN MISS	W	31-10
D25	at Hawaii (ConAgra Foods Hawaii Bowl)	W	36-28

UAB (5-7, 4-4 C-USA)

A31	at Florida	L	3-51
S7	TROY STATE	W	27-26
S14	PITTSBURGH	L	20-26
S21	at Louisiana-Lafayette	L	0-34
S28	MEMPHIS	W	31-17
O12	HOUSTON	W	51-34
O19	at Tulane	L	14-35
O26	at Army	W	29-26
N9	SOUTHERN MISS	L	13-20
N16	EAST CAROLINA	W	36-29
N23	at Louisville	L	21-41
N30	at Cincinnati	L	23-31

OFFENSIVE PLAYER OF THE YEAR

Dave Ragone, QB, Louisville

DEFENSIVE PLAYER OF THE YEAR

LaMarcus McDonald, LB, TCU

SPECIAL TEAMS PLAYER OF THE YEAR

Broderick Clark, KR, Louisville

FRESHMAN OF THE YEAR

Lonta Hobbs, RB, TCU

COACH OF THE YEAR

Gary Patterson, TCU

2002 Highlights

TCU and Cincinnati shared the regular season championship, making the Horned Frogs and Bearcats the fifth and sixth teams to earn at least a share of the C-USA regular season crown in the league's first seven seasons....TCU finished ranked in both major polls, closing at No. 22 in the ESPN/USA Today Coaches poll and No. 23 in the Associated Press rankings....For the first time ever, Conference USA produced five bowl teams, with Cincinnati, Louisville, Southern Miss, TCU and Tulane all participating in postseason action....Louisville defeated No. 4 Florida State, 26-20 in overtime on Sept. 26, marking the highest ranked opponent that a C-USA team has ever defeated....TCU led the nation in total defense (240.3 ypg) and rushing defense (64.8 ypg)....Tulane topped Division I-A in turnovers gained with 43, intercepting 22 passes and forcing 21 fumbles.

2001 STANDINGS

C-USA

	W-L	Pct.	H	A	Pts	Opp
x- LOUISVILLE	6-1	.857	3-0	3-1	237	136
CINCINNATI	5-2	.714	1-2	4-0	205	189
EAST CAROLINA	5-2	.714	1-2	4-0	252	184
UAB	5-2	.714	3-1	2-1	204	116
TCU	4-3	.571	2-1	2-2	192	194
SOUTHERN MISS	4-3	.571	3-1	1-2	191	101
MEMPHIS	3-4	.429	2-2	1-2	196	183
ARMY	2-5	.286	2-2	0-3	150	257
TULANE	1-6	.143	1-2	0-4	180	306
HOUSTON	0-7	.000	0-4	0-3	137	278

All Games

W-L	Pct.	H	A	Pts	Opp
11-2	.846	6-0	5-2	394	223
7-5	.583	3-3	4-2	322	269
6-6	.500	2-3	4-3	421	360
6-5	.545	4-1	2-4	265	206
6-6	.500	2-2	4-4	289	285
6-5	.545	4-1	2-4	278	186
5-6	.455	4-2	1-4	294	281
3-8	.273	2-3	1-5	229	359
3-9	.250	2-3	1-6	344	495
0-11	.000	0-6	0-5	190	432

*Includes Bowl Games On Neutral Fields - X- Conference USA Champions

ARMY (3-8, 2-5 C-USA)

S8	CINCINNATI	L	21-24	0-1
S22	at UAB	L	3-55	0-2
S29	at Boston College	L	10-31	0-3
O6	HOUSTON	W	28-14	1-3
O13	EAST CAROLINA	L	26-49	1-4
O20	at TCU	L	20-38	1-5
O27	TULANE	W	42-35	2-5
N3	at Air Force	L	24-34	2-6
N10	BUFFALO	L	19-26	2-7
N17	at Memphis	L	10-42	2-8
D1	vs. Navy at Philadelphia	W	26-17	3-8

CINCINNATI (7-5, 5-2 C-USA)

S2	PURDUE	L	14-19	0-1
S8	at Army	W	24-21	1-1
S22	at Miami (Ohio)	L	14-21	1-2
O6	TULANE	W	46-33	2-2
O13	at UAB	W	31-17	3-2
O20	at Houston	W	29-28	4-2
O27	LOUISVILLE	L	13-28	4-3
N3	CONNECTICUT	W	45-28	5-3
N10	EAST CAROLINA	L	26-28	5-4
N24	at Memphis	W	36-34	6-4
D1	LOUISIANA-MONROE	W	42-10	7-4
D29	vs. (25) Toledo (Motor City Bowl)	L	16-23	7-5

EAST CAROLINA (6-6, 5-2 C-USA)

S1	WAKE FOREST	L	19-21	0-1
S8	at Tulane	W	51-24	1-1
S22	WILLIAM & MARY	W	38-23	2-1
S29	at Syracuse	L	30-44	2-2
O6	at North Carolina	L	21-24	2-3
O13	at Army	W	49-26	3-3
O20	MEMPHIS	W	32-11	4-3
O30	at TCU (ESPN 2)	W	37-30	5-3
N10	at Cincinnati	W	28-26	6-3
N15	(19) LOUISVILLE	L	34-39	6-4
N23	SOUTHERN MISS	L	21-28	6-5
D19	vs. (25) Marshall (GMAC Bowl)	L	61-64	6-6

HOUSTON (0-11, 0-7 C-USA)

S1	RICE	L	14-21	0-1
S22	(4) TEXAS	L	26-53	0-2
S29	TCU	L	17-34	0-3
O6	at Army	L	14-28	0-4
O13	MEMPHIS	L	33-52	0-5
O20	CINCINNATI	L	28-29	0-6
O27	at Southern Miss	L	14-58	0-7
N3	at USF	L	6-45	0-8
N10	at (25) Louisville	L	10-34	0-9
N17	UAB	L	21-43	0-10
D1	at (16) Georgia	L	7-35	0-11

LOUISVILLE (11-2, 6-1 C-USA)

A23	NEW MEXICO STATE	W	45-24	1-0
S1	at Kentucky (Jefferson-Pilot)	W	36-10	2-0
S8	WESTERN CAROLINA	W	31-7	3-0
S22	at Illinois	L	10-34	3-1
S29	MEMPHIS	W	38-21	4-1
O4	COLORADO STATE	W	7-2	5-1
O16	SOUTHERN MISS	W	24-14	6-1
O27	at Cincinnati	W	28-13	7-1
N3	at Tulane	W	52-7	8-1
N10	HOUSTON	W	34-10	9-1
N15	at East Carolina	W	39-34	10-1
N23	at TCU	L	22-37	10-2
D31	vs. (17) BYU (AXA Liberty Bowl)	W	28-10	11-2

MEMPHIS (5-6, 3-4 C-USA)

S3	at (18) Mississippi State	L	10-30	0-1
S8	CHATTANOOGA	W	43-10	1-1
S22	USF	W	17-9	2-1
S29	at Louisville	L	21-38	2-2
O6	SOUTHERN MISS	W	22-17	3-2
O13	at Houston	W	52-33	4-2
O20	at East Carolina	L	11-32	4-3
O27	UAB	L	14-17	4-4
N10	at (6) Tennessee	L	28-49	4-5
N17	ARMY	W	42-10	5-5
N24	CINCINNATI	L	34-36	5-6

SOUTHERN MISS (6-5, 4-3 C-USA)

S1	OKLAHOMA STATE	W	17-9	1-0
S22	at Louisiana Lafayette	W	35-10	2-0
S29	UAB	W	3-0	3-0
O6	at Memphis	L	17-22	3-1
O16	at Louisville	L	14-24	3-2
O27	HOUSTON	W	58-14	4-2
N3	at Penn State	L	20-38	4-3
N17	TULANE	W	59-6	5-3
N23	at East Carolina	W	28-21	6-3
N29	at Alabama	L	15-28	6-4
D7	TCU	L	12-14	6-5

TCU (6-6, 4-3 C-USA)

A25	at (4) Nebraska	L	7-21	0-1
S1	at North Texas	W	19-5	1-1
S8	at SMU	W	38-10	2-1
S22	NORTHWESTERN (LA.) STATE	L	24-27 (ot)	2-2
S29	at Houston	W	34-17	3-2
O13	at Tulane	L	22-48	3-3
O20	ARMY	W	38-20	4-3
O30	EAST CAROLINA	L	30-37	4-4
N10	at UAB	L	17-38	4-5
N23	(17) LOUISVILLE	W	37-22	5-5
D7	at Southern Miss	W	14-12	6-5
D28	vs. Texas A&M (galleryfurniture.com Bowl)	L	9-28	6-6

TULANE (3-9, 1-6 C-USA)

A25	at BYU	L	35-70	0-1
S1	at (14) Louisiana State	L	17-48	0-2
S8	EAST CAROLINA	L	24-51	0-3
S22	CENTRAL FLORIDA	L	29-36	0-4
S29	SOUTHERN	W	41-7	1-4
O6	at Cincinnati	L	33-46	1-5
O13	TCU	W	48-22	2-5
O20	at UAB	L	27-34	2-6
O27	at Army	L	35-42	2-7
N3	LOUISVILLE	L	7-52	2-8
N10	at Navy	W	42-28	3-8
N17	at Southern Miss	L	6-59	3-9

UAB (6-5, 5-2 C-USA)

A30	MONTANA STATE	W	41-13	1-0
S8	at (5) Florida State	L	7-29	1-1
S22	ARMY	W	55-3	2-1
S29	at Southern Miss	L	0-3	2-2
O6	at UCF	L	7-24	2-3
O13	CINCINNATI	L	17-31	2-4
O20	TULANE	W	34-27	3-4
O27	at Memphis	W	17-14	4-4
N10	TCU	W	38-17	5-4
N17	at Houston	W	43-21	6-4
D1	at Pittsburgh	L	6-24	6-5

Offensive Player of the Year

Dave Ragone, QB, Louisville

Defensive Player of the Year

Dewayne White, DE, Louisville

Special Teams Player of the Year

Seth Marler, K, Tulane

Freshman of the Year

Gino Guidugli, QB, Cincinnati

Coach of the Year

John L. Smith, Louisville

2001 Highlights

Louisville finished ranked No. 17 in the nation and joined National Champion Miami (Fla.) as the only schools that repeated as conference champions....For the second year in a row, Conference USA produced six bowl-eligible teams. The only leagues that produced more bowl-eligible teams were SEC (9), Big 12 (8) and ACC (7)....For the second straight year, a Conference USA player was awarded the Lou Groza Award, given to the nation's top placekicker. Tulane junior kicker Seth Marler earned the award in 2001.... Louisville and TCU each made their fourth straight bowl appearances....Southern Miss posted its eighth consecutive winning season.... UAB led the nation in rushing defense, allowing just 57.8 yards per game.

2000 STANDINGS

	C-USA			All Games								
	W-L	Pct.	H	A	Pts	Opp	W-L	Pct.	H	A	Pts	Opp
X- LOUISVILLE	6-1	.857	3-1	3-0	255	159	9-3	.750	6-1	3-2*	405	268
CINCINNATI	5-2	.714	4-0	1-2	187	165	7-5	.583	6-0	1-5*	289	285
EAST CAROLINA	5-2	.714	3-1	2-1	206	125	8-4	.667	4-2	4-2*	370	256
SOUTHERN MISS	4-3	.571	1-2	3-1	180	150	8-4	.667	2-2	6-2*	314	203
UAB	3-4	.429	1-2	2-2	144	156	7-4	.636	4-2	3-2	238	192
TULANE	3-4	.429	3-1	0-3	192	205	6-5	.545	4-1	2-4	329	346
MEMPHIS	2-5	.286	1-2	1-3	109	146	4-7	.364	2-4	2-3	176	199
HOUSTON	2-5	.286	1-2	1-3	154	249	3-8	.273	2-2	1-6	211	370
ARMY	1-6	.143	1-2	0-4	129	204	1-10	.091	1-4	0-6	224	372

X- Conference USA Champions

ARMY (1-10, 1-6 C-USA)

S4	at Cincinnati	L	17-23
S9	BOSTON COLLEGE	L	17-55
S16	at Houston	L	30-31
S23	MEMPHIS	L	16-26
O7	at New Mexico State	L	23-42
O14	at East Carolina	L	21-42
O21	TULANE	W	21-17
N4	AIR FORCE	L	27-41
N11	at Louisville	L	17-38
N18	UAB	L	7-27
D2	vs. Navy (in Baltimore)	L	28-30

CINCINNATI (7-5, 5-2 C-USA)

S4	ARMY	W	23-17
S9	SYRACUSE	W	12-10
S16	at (4) Wisconsin	L	25-28 (ot)
S23	at Indiana	L	6-42
S30	at Tulane	L	19-24
O7	HOUSTON	W	48-31
O14	at Louisville	L	24-38
O28	MIAMI (OHIO)	W	45-15
N4	UAB	W	33-21
N11	at Memphis	W	13-10 (ot)
N18	(20) SOUTHERN MISS	W	27-24
D27	vs. Marshall		
	(Motor City Bowl)	L	14-25

EAST CAROLINA (8-4, 5-2 C-USA)

S2	at Duke	W	38-0
S7	(9) VIRGINIA TECH	L	28-45
S16	TULANE	W	37-17
S23	SYRACUSE	W	34-17
O7	at Memphis	L	10-17
O14	ARMY	W	42-21
O19	at Louisville	W	28-25
O28	UAB	L	13-16
N11	HOUSTON	W	62-20
N18	at West Virginia	L	24-42
N24	at Southern Miss	W	14-9
D27	vs. Texas Tech		
	(galleryfurniture Bowl)	W	40-27

HOUSTON (3-8, 2-5 C-USA)

S2	at Rice	L	27-30 (ot)
S9	at Louisiana State	L	13-28
S16	ARMY	W	31-30
S23	at (15) Texas	L	0-48
S30	SMU	W	17-15
O7	at Cincinnati	L	31-48
O21	at Memphis	W	33-30 (3ot)
O28	(14) SOUTHERN MISS	L	3-6
N4	at Tulane	L	23-41
N11	at East Carolina	L	20-62
N18	LOUISVILLE	L	13-32

LOUISVILLE (9-3, 6-1 C-USA)

S2	KENTUCKY	W	40-34
S9	GRAMBLING	W	52-0
S23	at (2) Florida State	L	0-31
S30	CONNECTICUT	W	41-22
O7	at UAB	W	38-17
O14	CINCINNATI	W	38-24
O19	EAST CAROLINA	L	25-28
O28	TULANE	W	35-32
N4	at (11) Southern Miss	W	49-28
N11	ARMY	W	38-17
N18	at Houston	W	32-13
D31	vs. (23) Colorado State		
	(Liberty Bowl)	L	17-22

MEMPHIS (4-7, 2-5 C-USA)

S2	MISSISSIPPI STATE	L	3-17
S9	LOUISIANA-MONROE	W	28-0
S16	at Arkansas State	W	19-17
S23	at Army	W	26-16
S30	at Southern Miss	L	3-24
O7	EAST CAROLINA	W	17-10
O14	at UAB	L	9-13
O21	HOUSTON	L	30-33 (3ot)
N4	TENNESSEE (Fox Net)	L	17-19
N11	CINCINNATI	L	10-13 (ot)
N18	at Tulane	L	14-37

SOUTHERN MISS (8-4, 4-3 C-USA)

S2	at (12) Tennessee	L	16-19
S16	at (13) Alabama	W	21-0
S23	at Oklahoma State	W	28-6
S30	MEMPHIS	W	24-3
O7	USF	W	41-7
O14	at Tulane	W	56-24
O28	at Houston	W	6-3
N4	LOUISVILLE	L	28-49
N11	at UAB	W	33-30 (2ot)
N18	at Cincinnati	L	24-27
N24	EAST CAROLINA	L	9-14
D20	vs. (13) TCU		
	(Mobile Alabama Bowl)	W	28-21

TULANE (6-5, 3-4 C-USA)

S2	at (17) Mississippi	L	20-49
S16	at East Carolina	L	17-37
S23	at SMU	W	29-17
S30	CINCINNATI	W	24-19
O7	at Louisiana	W	38-37
O14	(16) SOUTHERN MISS	L	24-56
O21	at Army	L	17-21
O28	at Louisville	L	32-35
N4	HOUSTON	W	41-23
N11	NAVY	W	50-38
N18	MEMPHIS	W	37-14

UAB (7-4, 3-4 C-USA)

S7	CHATTANOOGA	W	20-15
S16	*at Kansas	L	20-23
S23	at Louisiana State	W	13-10
S30	LOUISIANA-LAFAYETTE	W	47-2
O7	LOUISVILLE	L	17-38
O14	MEMPHIS	W	13-9
O21	MIDDLE TENN. ST.	W	14-9
O28	at East Carolina	W	16-13
N4	at Cincinnati	L	21-33
N11	SOUTHERN MISS	L	30-33 (2ot)
N18	at Army	W	27-7

*designated Conference USA game

Offensive Player of the Year

Dave Ragone, QB, Louisville

Defensive Players of the Year

Cedric Scott, DE, Southern Miss
Wayne Rogers, Houston

Special Teams Player of the Year

Jonathan Ruffin, K, Cincinnati

Freshman of the Year

Mewelde Moore, RB, Tulane

Coach of the Year

John L. Smith, Louisville

2000 Highlights

For the first time in league history, Conference USA had five schools that posted at least seven regular season wins. The only conferences that had more seven-win teams were the SEC (8) and the Big 12 (7).... Four Conference USA teams went to bowl games, which is the most in league history.... Conference USA is the only Division I-A conference that had four teams ranked in the top 15 in total defense. Southern Miss was ranked third, Memphis sixth, UAB 11th and Louisville placed 15th...Cincinnati's Jonathan Ruffin won the Lou Groza Award, given to the nation's top placekicker. A consensus All-American, he connected on a nation-leading 26 field goals, the sixth-highest total in NCAA history.... Louisville's ANTHONY FLOYD led the nation in interceptions with a Conference USA-record 10.

1999 STANDINGS

	C-USA		All Games									
	W-L	Pct.	H	A	Pts	Opp	W-L	Pct.	H	A	Pts	Opp
X- SOUTHERN MISS	6-0	1.000	3-0	3-0	189	88	9-3	.750	5-0	4-3	333	189
EAST CAROLINA	4-2	.667	2-1	2-1	191	133	9-3	.750	*6-1	3-2	333	225
LOUISVILLE	4-2	.667	2-1	2-1	196	180	7-5	.583	4-3	3-2	446	362
MEMPHIS	4-2	.667	1-2	3-0	158	96	5-6	.455	2-4	3-2	232	182
UAB	4-2	.667	2-1	2-1	140	129	5-6	.455	3-2	2-4	248	279
HOUSTON	3-3	.500	2-1	1-2	131	152	7-4	.636	4-1	3-3	254	211
TULANE	1-5	.167	1-2	0-3	127	236	3-8	.273	3-2	0-6	279	399
ARMY	1-5	.167	1-2	0-3	125	197	3-8	.273	3-3	0-5	225	317
CINCINNATI	0-6	.000	0-3	0-3	121	167	3-8	.273	2-4	1-4	275	289

X- Conference USA champions *includes wins in Charlotte and Raleigh

ARMY (3-8, 1-5 C-USA)

S11	WAKE FOREST	L	15-34
S18	at Tulane	L	28-48
S25	BALL STATE	W	41-21
O2	(19) EAST CAROLINA	L	14-33
O7	LOUISVILLE	W	59-52 (2ot)
O16	at (25) Southern Miss	L	0-24
O23	NEW MEXICO STATE	W	35-18
N6	at Air Force	L	0-28
N13	at Memphis	L	10-14
N20	HOUSTON	L	14-26
D4	vs. Navy (in Philadelphia)	L	9-19

CINCINNATI (3-8, 0-6 C-USA)

S4	KENT	W	41-3
S11	TROY STATE	L	24-31
S18	(8) WISCONSIN	W	17-12
S25	at Ohio State	L	20-34
O9	at Houston	L	20-23
O16	UAB	L	21-24 (ot)
O23	at (21) Southern Miss	L	20-28
O30	at Miami (Ohio)	W	52-42
N6	LOUISVILLE	L	13-23
N13	at (24) East Carolina	L	34-48
N20	MEMPHIS	L	13-21

EAST CAROLINA (9-3, 4-2 C-USA)

S4	vs. West Virginia	W	30-23
S11	DUKE	W	27-9
S18	at South Carolina	W	21-3
S25	(9) MIAMI -FLA.	W	27-23
O2	at Army	W	33-14
O9	SOUTHERN MISS	L	22-39
O23	TULANE	W	52-7
O30	at Houston	W	19-3
N6	at UAB	L	17-36
N13	CINCINNATI	W	48-34
N20	NORTH CAROLINA STATE	W	23-6
D22	vs. TCU	L	14-28

HOUSTON (7-4, 3-3 C-USA)

S4	RICE	W	28-3
S11	at (22) Alabama	L	10-37
S18	LOUISIANA-LAFAYETTE	W	45-0
S25	at UAB	L	10-29
O9	CINCINNATI	W	23-20
O16	at North Carolina	W	20-12
O23	at Louisville	L	33-39
O30	(17) EAST CAROLINA	L	3-19
N6	TULANE	W	36-31
N13	at Louisiana State	W	20-7
N20	at Army	W	26-14

LOUISVILLE (7-5, 4-2 C-USA)

S4	at Kentucky	W	56-28
S11	CHATTANOOGA	W	58-30
S18	ILLINOIS	L	36-41
S25	OKLAHOMA	L	21-42
O2	EASTERN MICHIGAN	W	45-10
O7	at Army	L	52-59 (2ot)
O16	at Memphis	W	32-31
O23	HOUSTON	W	39-33
O30	UAB	W	23-14
N6	at Cincinnati	W	23-13
N20	(17) SOUTHERN MISS	L	27-30
D30	vs. Boise State	L	31-34

MEMPHIS (5-6, 4-2 C-USA)

S4	MISSISSIPPI	L	0-3
S11	at Mississippi State	L	10-13
S18	ARKANSAS STATE	W	31-26
S25	at (7) Tennessee	L	16-17
O2	MISSOURI	L	17-27
O9	at UAB	W	38-14
O16	LOUISVILLE	L	31-32
O30	at Tulane	W	49-7
N6	(25) SOUTHERN MISS	L	5-20
N13	ARMY	W	14-10
N20	at Cincinnati	W	21-13

SOUTHERN MISS (9-3, 6-0 C-USA)

S6	TULANE	W	48-14
S11	NORTHWESTERN (LA.) ST.	W	40-6
S18	at (4) Nebraska	L	13-20
S25	at (5) Texas A&M	L	6-23
O9	at (16) East Carolina	W	39-22
O16	ARMY	W	24-0
O23	CINCINNATI	W	28-20
O30	at (14) Alabama	L	14-35
N6	at Memphis	W	20-5
N13	LOUISIANA-LAFAYETTE	W	48-0
N20	at Louisville	W	30-27
D31	vs. Colorado State	W	23-17

TULANE (3-8, 1-5 C-USA)

S6	at Southern Miss	L	14-48
S11	SMU	W	53-19
S18	ARMY	W	48-28
O2	at (22) Syracuse	L	17-47
O9	at (25) Mississippi	L	13-20
O16	LOUISIANA-LAFAYETTE	W	48-32
O23	at (20) East Carolina	L	7-52
O30	MEMPHIS	L	7-49
N6	at Houston	L	31-36
N13	at Navy	L	21-45
N20	UAB	L	20-23 (ot)

UAB (5-6, 4-2 C-USA)

S4	at Missouri	L	28-31
S11	at (11) Virginia Tech	L	10-31
S25	HOUSTON	W	29-10
O2	LOUISIANA-MONROE	W	47-0
O9	MEMPHIS	L	14-38
O16	at Cincinnati	W	24-21 (ot)
O23	at Wake Forest	L	3-47
O30	at Louisville	L	14-23
N6	(17) EAST CAROLINA	W	36-17
N13	LOUISIANA TECH	L	20-41
N20	at Tulane	W	23-20 (ot)

Offensive Player of the Year

Chris Redman, QB, Louisville

Defensive Player of the Year

Adalius Thomas, DE, Southern Miss

Special Teams Player of the Year

Rodregis Brooks, PR, UAB

Co-Freshmen of the Year

LaDaris Vann, WR, Cincinnati

Travis Anglin, QB, Memphis

Coach of the Year

Jeff Bower, Southern Miss

1999 Highlights

Southern Miss finished ranked 13th in the final USA Today/ESPN Coaches Poll and 14th in the final Associated Press Poll....Cincinnati defeated No. 8 Wisconsin on September 18....East Carolina beat No. 9 Miami on September 25, a game that was moved to Raleigh after severe flooding from Hurricane Floyd hit Greenville....C-USA was the only Division I-A conference in which every team averaged at least 20 points per game....UAB made its football debut in Conference USA and tied for second place in the league standings....Louisville quarterback Chris Redman won the Johnny Unitas Golden Arm Award after throwing for 3,647 yards and a school-record 29 touchdowns.

1998 STANDINGS

	C-USA		All Games									
	W-L	Pct.	H	A	Pts	Opp	W-L	Pct.	H	A	Pts	Opp
X- TULANE	6-0	1.000	3-0	3-0	239	149	12-0	1.000	6-0	6-0*	540	295
SOUTHERN MISS	5-1	.833	2-0	2-1	207	80	7-5	.583	4-1	3-4*	384	238
LOUISVILLE	4-2	.600	3-0	1-2	238	203	7-5	.583	5-1	2-4*	473	435
EAST CAROLINA	3-3	.500	1-2	2-1	171	215	6-5	.545	3-2	3-3	274	297
ARMY	2-4	.333	1-2	1-2	171	199	3-8	.272	1-4	2-4	257	325
HOUSTON	2-4	.333	1-2	1-2	175	196	3-8	.272	1-4	3-3	254	317
MEMPHIS	1-5	.167	1-2	0-3	152	213	2-9	.182	2-4	0-5	226	340
CINCINNATI	1-5	.167	1-2	0-3	161	259	2-9	.182	1-5	1-4	259	456

X- Conference USA champions *includes bowl game at neutral field

ARMY (3-8, 2-4 C-USA)

S12	MIAMI (OHIO)	L	13-14
S19	CINCINNATI	W	37-20
26	at Rutgers	L	15-27
O3	at East Carolina	L	25-30
O10	at Houston	W	38-28
O17	SOUTHERN MISS	L	13-37
O24	at (18) Notre Dame	L	17-20
N7	(21) AIR FORCE	L	7-35
N14	TULANE	L	35-49
N21	at Louisville	L	23-35
D5	vs. Navy (in Philadelphia)	W	34-30

CINCINNATI (2-9, 1-5 C-USA)

S5	TULANE	L	34-52
S12	MIAMI (FLA.)	L	12-38
S19	at Army	L	20-37
S26	INDIANA	L	14-48
O3	at Louisville	L	19-62
O10	at (24) Syracuse	L	21-63
O17	at Memphis	L	23-41
O24	MIAMI (OHIO)	L	0-41
N5	EAST CAROLINA	L	21-24
N14	HOUSTON	W	44-43
N21	at Arkansas State	W	51-7

EAST CAROLINA (6-5, 3-3 C-USA)

S5	at Virginia Tech	L	3-38
S12	CHATTANOOGA	W	31-0
S19	at Ohio	W	21-14
O3	ARMY	W	30-25
O10	UAB	W	26-7
O17	at Alabama	L	22-23
O24	at Southern Miss	L	7-41
O31	HOUSTON	L	31-34
N5	at Cincinnati	W	24-21
N14	LOUISVILLE	L	45-63
N21	at Memphis	W	34-31

HOUSTON (3-8, 2-4 C-USA)

S5	at California	L	10-14
S12	MINNESOTA	L	7-14
S19	(4) UCLA (FX)	L	24-42
S27	at (4) Tennessee	L	7-42
O3	MEMPHIS	W	35-14
O10	ARMY	L	28-38
O24	at North Texas	W	31-9
O31	at East Carolina	W	34-31
N7	SOUTHERN MISS	L	15-21
N14	at Cincinnati	L	43-44
N21	at (12) Tulane	L	20-48

LOUISVILLE (7-5, 4-2 C-USA)

S5	KENTUCKY	L	34-68
S12	at Utah	L	22-45
S19	at Illinois	W	35-9
S26	BOSTON COLLEGE	W	52-28
O3	CINCINNATI	W	62-19
O10	at Southern Miss	L	21-56
O17	at (23) Tulane	L	22-28
O24	MEMPHIS	W	35-32
O31	WESTERN KENTUCKY	W	63-34
N14	at East Carolina	W	63-45
N21	ARMY	W	35-23
D23	#vs. Marshall	L	29-48

MEMPHIS (2-9, 1-5 C-USA)

S5	at Mississippi	L	10-30
S12	MISS. STATE	L	6-14
S19	at Minnesota	L	14-41
O3	at Houston	L	14-35
O10	(19) ARKANSAS	L	9-23
O17	CINCINNATI	W	41-23
O24	at Louisville	L	32-35
O31	ARKANSAS STATE	W	35-19
N7	(15) TULANE	L	31-41
N14	at Southern Miss	L	3-45
N21	EAST CAROLINA	L	31-34

SOUTHERN MISS (7-5, 5-1 C-USA)

S5	at (13) Penn State	L	6-34
S19	(17) TEXAS A&M	L	6-24
S26	SOUTHWESTERN LA.	W	55-0
O3	at (25) Tulane	L	7-21
O10	LOUISVILLE	W	56-21
O17	at Army	W	37-13
O24	EAST CAROLINA	W	41-7
O31	at Alabama	L	20-30
N7	at Houston	W	21-15
N14	MEMPHIS	W	45-3
N21	at Nevada	W	55-28
D30	#vs. Idaho	L	35-42

TULANE (12-0, 6-0 C-USA)

S5	at Cincinnati	W	52-34
S12	at SMU	W	31-21
S26	NAVY	W	42-24
O3	SOUTHERN MISS	W	21-7
O17	LOUISVILLE	W	28-22
O24	at Rutgers	W	52-24
O31	SOUTHWESTERN LA.	W	72-20
N7	at Memphis	W	41-31
N14	at Army	W	49-35
N21	HOUSTON	W	48-20
N26	LOUISIANA TECH	W	63-30
D31	#vs. Brigham Young	W	42-35

Offensive Player of the Year

Chris Redman, QB, Louisville

Defensive Player of the Year

Adalius Thomas, DE, Southern Miss

Special Teams Player of the Year

Ryan White, K, Memphis

Freshman of the Year

Derrick Nix, RB, Southern Miss

Coach of the Year

Tommy Bowden, Tulane

1998 Highlights

Tulane finished as one of two unbeaten teams (national champion Tennessee) in Division I-A, capping a 12-0 season with a win over BYU in the AXA/Equitable Liberty Bowl....Tulane finished ranked No. 7 in both polls, the league's highest ranking....Louisville posted the largest improvement in Division I-A, going from 1-10 in 1997 to 7-4 and a berth in the Motor City Bowl in 1998....After 108 years as an independent, Army made its conference debut....Louisville and Southern Miss were two of six teams in I-A that had a 2,000-yard passer, a 1,000-yard rusher and a 1,000-yard receiver....Ryan White of Memphis was the only kicker in any division of college football that did not miss a kick the entire season, hitting all 16 field goal attempts and all 22 extra-points.

1997 STANDINGS

	C-USA			All Games								
	W-L	Pct.	H	A	Pts	Opp	W-L	Pct.	H	A	Pts	Opp
X- SOUTHERN MISS	6-0	1.000	3-0	3-0	198	85	9-3	.750	4-0	*5-3	335	210
TULANE	5-1	.833	3-0	2-1	211	124	7-4	.636	4-2	3-2	375	225
EAST CAROLINA	4-2	.667	2-1	2-1	148	131	5-6	.455	3-2	2-4	214	298
CINCINNATI	2-4	.333	2-1	0-3	127	136	8-4	.667	5-1	**3-3	321	252
MEMPHIS	2-4	.333	2-1	0-3	104	143	4-7	.364	4-2	0-5	218	243
HOUSTON	2-4	.333	1-2	1-2	118	188	3-8	.273	1-4	2-4	216	410
LOUISVILLE	0-6	.000	0-3	0-3	139	236	1-10	.091	1-5	0-5	245	407

X- Conference USA champions

*includes neutral field win at AXA/Equitable Liberty Bowl. **includes neutral field win at Humanitarian Bowl

CINCINNATI (8-4, 2-4 C-USA)

A28	TULSA	W	34-24
S6	at Tulane	L	17-31
S20	KANSAS	W	34-7
S27	at Boston College	W	24-6
O4	MEMPHIS	W	20-17
O11	UAB	W	33-29
O18	at Houston	L	38-41 (2OT)
O25	at Miami (Ohio)	W	34-31 (OT)
N1	(24) SOUTHERN MISS	L	17-24
N8	LOUISVILLE	W	28-9
N13	at East Carolina	L	7-14
D29	vs. Utah State	W	35-19

EAST CAROLINA (5-6, 4-2 C-USA)

S6	at West Virginia	L	17-24
S13	WAKE FOREST	W	25-24
S20	SOUTH CAROLINA	L	0-26
O4	at Syracuse	L	0-56
O11	SOUTHERN MISS	L	13-23
O18	at Tulane	L	16-33
O25	MEMPHIS	W	32-10
N1	at Louisville	W	45-31
N8	at Houston	W	28-27
N13	CINCINNATI	W	14-7
N22	at North Carolina State	L	24-37

HOUSTON (3-8, 2-4 C-USA)

A30	at (15) Alabama	L	17-42
S6	CALIFORNIA	L	3-35
S13	PITTSBURGH	L	24-35
S27	at Minnesota	W	45-43
O4	at (22) UCLA	L	10-66
O18	CINCINNATI	W	41-38 (2OT)
O25	at Louisville	W	36-22
N1	at Memphis	L	3-24
N8	EAST CAROLINA	L	27-28
N15	at Southern Miss	L	0-33
N22	TULANE	L	10-44

Offensive Player of the Year

Shaun King, QB, Tulane

Defensive Player of the Year

Patrick Surtain, CB, Southern Miss

Special Teams Player of the Year

Tinker Keck, PR, Cincinnati

Freshman of the Year

Jason McKinley, QB, Houston

Coach of the Year

Jeff Bower, Southern Miss

LOUISVILLE (1-10, 0-6 C-USA)

A30	at Kentucky	L	24-38
S6	UTAH	L	21-27
S13	ILLINOIS	W	26-14
S20	(1) PENN STATE	L	21-57
S27	at Oklahoma	L	14-35
O4	at Southern Miss	L	24-42
O11	TULANE	L	33-64
O25	HOUSTON	L	22-36
N1	EAST CAROLINA	L	31-45
N8	at Cincinnati	L	9-28
N15	at Memphis	L	20-21

MEMPHIS (4-7, 2-4 C-USA)

A30	at Mississippi State	L	10-13
S6	UAB	W	28-7
S13	at (21) Michigan State	L	21-51
S20	MINNESOTA	L	17-20
O4	at Cincinnati	L	17-20
O11	ARKANSAS STATE	W	38-9
O25	at East Carolina	L	10-32
N1	HOUSTON	W	24-3
N8	at Tulane	L	14-26
N15	LOUISVILLE	W	21-20
N22	SOUTHERN MISS	L	18-42

SOUTHERN MISS (9-3, 6-0 C-USA)

A30	at (1) Florida	L	6-21
S6	at Illinois	W	24-7
S20	NEVADA	W	35-19
S27	at (19) Alabama	L	13-27
O4	LOUISVILLE	W	42-24
O11	at East Carolina	W	23-13
O25	TULANE	W	34-13
N1	at Cincinnati	W	24-17
N8	at (7) Tennessee	L	20-44
N15	HOUSTON	W	33-0
N22	at Memphis	W	42-18
D31	vs. Pittsburgh	W	41-7

TULANE (7-4, 5-1 C-USA)

S6	CINCINNATI	W	31-17
S13	RICE	L	24-30
S20	at Syracuse	L	19-30
O4	ARMY	W	41-0
O11	at Louisville	W	64-33
O18	EAST CAROLINA	W	33-16
O25	at Southern Miss	L	13-34
N1	at SW Louisiana	W	56-0
N8	MEMPHIS	W	26-14
N15	MISSISSIPPI	L	24-41
N22	at Houston	W	44-10

1997 Highlights

Southern Miss finished ranked No. 19 in both major polls, following a 9-3 season that included a 41-7 win over Pittsburgh in the AXA/Equitable Liberty Bowl....Tulane posted the second-largest turnaround in Division I-A, going from 2-9 in 1996 to 7-4 in 1997 under first-year head coach Tommy Bowden....Cincinnati made its first bowl appearance since 1950, defeating Big West Champion Utah State, 35-19....East Carolina made its Conference USA debut, finishing in third place....Cincinnati's Tinker Keck tied an NCAA record by returning four punts for touchdowns, including two in a game against Louisville.

1996 STANDINGS

	C-USA			All Games								
	W-L	Pct.	H	A	Pts	Opp	W-L	Pct.	H	A	Pts	Opp
X- HOUSTON	4-1	.800	3-0	1-1	171	124	7-5	.583	4-2	3-3*	361	341
X- SOUTHERN MISS	4-1	.800	2-0	2-1	141	108	8-3	.727	4-0	4-3	285	247
CINCINNATI	2-3	.400	1-1	1-2	88	100	6-5	.545	4-2	2-3	229	212
LOUISVILLE	2-3	.400	1-2	1-1	57	102	5-6	.455	2-3	3-3	182	205
MEMPHIS	2-3	.400	2-0	0-3	65	92	4-7	.364	3-3	1-4	141	219
TULANE	1-4	.200	0-3	1-1	109	105	2-9	.182	1-5	1-4	213	268

X- Conference USA champions *includes neutral loss at St. Jude Liberty Bowl

CINCINNATI (6-5, 2-3 C-USA)

A30	TULANE	L	14-34
S7	KENTUCKY	W	24-3
S14	at (14) Kansas St.	L	0-35
S28	MIAMI (OHIO)	W	30-23 (3ot)
O5	at Memphis	L	16-18
O12	BOSTON COLLEGE	L	17-24
O19	HOUSTON	W	31-20
O26	at Louisville	W	10-7
N2	at Southern Miss	L	17-21
N16	at UAB	W	34-14
N23	NE LOUISIANA	W	35-13

LOUISVILLE (5-6, 2-3 C-USA)

A31	at Kentucky	W	38-14
S7	at (6) Penn State	L	7-24
S14	BAYLOR	L	13-14
S21	at Michigan State	W	30-20
S28	SOUTHERN MISS	L	7-24
O12	at Tulane	W	23-20
O19	NORTHERN ILLINOIS	W	27-3
O26	CINCINNATI	L	7-10
N2	MEMPHIS	W	13-10
N9	at North Carolina	L	10-28
N16	at Houston	L	7-38

SOUTHERN MISS (8-3, 4-1 C-USA)

A31	at Georgia	W	11-7	1-0
S7	at (13) Alabama	L	10-20	1-1
S14	UTAH STATE	W	31-24	2-1
S21	SOUTHWESTERN LA.	W	52-27	3-1
S28	at Louisville	W	24-7	4-1
O10	at East Carolina	W	28-7	5-1
O19	MEMPHIS	W	16-0	6-1
O26	at Tulane	W	31-28	7-1
N2	CINCINNATI	W	21-17	8-1
N9	at Houston	L	49-56 (OT)	8-2
N16	at (3) Florida State	L	14-54	8-3

HOUSTON (7-5, 4-1 C-USA)

A31	SAM HOUSTON ST.	W	43-25
S7	at (17) Louisiana St.	L	34-35
S14	at Pittsburgh	W	42-35 (OT)
S21	(15) Southern Cal	L	9-26
O5	at Southwestern La.	W	31-24
O12	MEMPHIS	W	37-20
O19	at Cincinnati	L	20-31
O26	NORTH CAROLINA	L	14-42
N2	at Tulane	W	20-17
N9	SOUTHERN MISS	W	56-49 (OT)
N16	LOUISVILLE	W	38-7
D27	vs. (22) Syracuse	L	17-30

MEMPHIS (4-7, 2-3 C-USA)

A31	(11) MIAMI (FLA.)	L	7-30	0-1
S7	MISSISSIPPI STATE	L	10-31	0-2
S14	at Missouri	W	19-16	1-2
S21	TULANE	W	17-10	2-2
O5	CINCINNATI	W	18-16	3-2
O12	at Houston	L	20-37	3-3
O19	at Southern Miss	L	0-16	3-4
O26	at Southwestern La.	L	9-13	3-5
N2	at Louisville	L	10-13	3-6
N9	TENNESSEE	W	21-17	4-6
N23	EAST CAROLINA	L	10-20	4-7

TULANE (2-9, 1-4 C-USA)

A30	at Cincinnati	W	34-14	1-0
S14	RICE	L	14-21	1-1
S21	at Memphis	L	10-17	1-2
O5	TCU	W	35-7	2-2
O12	LOUISVILLE	L	20-23	2-3
O19	at Army	L	10-34	2-4
O26	SOUTHERN MISS	L	28-31	2-5
N2	HOUSTON	L	17-20	2-6
N9	SYRACUSE	L	7-31	2-7
N16	at Navy	L	21-35	2-8
N23	at Louisiana State	L	17-35	2-9

Offensive Player of the Year

Antowain Smith, RB, Houston

Defensive Player of the Year

Tyrus McCloud, LB, Louisville

Special Teams Player of the Year

Jeff Liggon, KR, Tulane

Freshman of the Year

Ketric Sanford, RB/KR, Houston

Coach of the Year

Kim Helton, Houston

1996 Highlights

Tulane upset preseason C-USA favorite Cincinnati, 34-14, in the first-ever C-USA football game on August 30 in Nippert Stadium....Southern Miss won at Georgia and Louisville won at Kentucky in the opening weekend of the season....Houston became the first team to represent C-USA in a bowl, when the co-regular season champion Cougars battled Syracuse in the St. Jude Liberty Bowl....Memphis produced one of the biggest upsets of the college football season on November 9, when the Tigers defeated No. 6 Tennessee, 21-17 at a sold-out Liberty Bowl Memorial Stadium... Conference USA had the largest attendance increase of any Division I-A conference, drawing 160,677 more fans than it did the year before.

BOWL RESULTS



2004 FOOTBALL

2003

Tuesday, December 16

New Orleans Bowl (New Orleans, La.)
Memphis 27, North Texas 17

Thursday, December 18

GMAC Bowl (Mobile, Ala.)
(14) Miami (Ohio) 49, Louisville 28

Tuesday, December 23

PlainsCapital Fort Worth Bowl (Fort Worth, Texas)
(16) Boise State 34, (19) TCU 31

Thursday, December 25

Sheraton Hawai'i Bowl (Honolulu, Hawaii)
Hawai'i 54, Houston 48 (3ot)

Wednesday, December 31

AXA Liberty Bowl (Memphis, Tenn.)
(25) Utah 17, Southern Miss 0

2002

Tuesday, December 17

New Orleans Bowl (New Orleans, La.)
North Texas 24, Cincinnati 19

Wednesday, December 18

GMAC Bowl (Mobile, Ala.)
(24) Marshall 38, Louisville 15

Wednesday, December 25

ConAgra Foods Hawaii Bowl (Honolulu, Hawaii)
Tulane 36, Hawaii 28

Friday, December 27

Houston Bowl (Houston, Texas)
Oklahoma State 33, Southern Miss 23

Tuesday, December 31

AXA Liberty Bowl (Memphis, Tenn.)
TCU 17, (21) Colorado State 3

2001

Wednesday, December 19

GMAC Bowl (Mobile, Ala.)
(25) Marshall 64, East Carolina 61 (2ot)

Friday, December 28

galleryfurniture.com Bowl (Houston, Texas)
Texas A&M 28, TCU 9

Saturday, December 29

Motor City Bowl (Pontiac, Mich.)
(25) Toledo 23, Cincinnati 16

Monday, December 31

AXA Liberty Bowl (Memphis, Tenn.)
(22) Louisville 28, (17) BYU 10

2000

Wednesday, December 20

GMAC Mobile Alabama Bowl (Mobile, Ala.)
Southern Miss 28, (13) TCU 21

Wednesday, December 27

Motor City Bowl (Pontiac, Mich.)
Marshall 25, Cincinnati 14
galleryfurniture.com Bowl (Houston, Texas)
East Carolina 40, Texas Tech 27

Friday, December 29

AXA Liberty Bowl (Memphis, Tenn.)
(23) Colorado State 22, (22) Louisville 17

1999

Friday, December 31

AXA Liberty Bowl (Memphis, Tenn.)
(14) Southern Miss 23, Colorado State 17

Thursday, December 30

Crucial.Com Humanitarian Bowl (Boise, Idaho)
Boise State 34, Louisville 31

Wednesday, December 22

Mobile Alabama Bowl (Mobile, Ala.)
TCU 28, (19) East Carolina 14

1998

Wednesday, December 23

Motor City Bowl (Pontiac, Mich.)
Marshall 48, Louisville 29

Wednesday, December 30

Humanitarian Bowl (Boise, Idaho)
Idaho 42, Southern Miss 35

Thursday, December 31

AXA/Equitable Liberty Bowl
(Memphis, Tenn.)
(10) Tulane 41, Brigham Young 27

1997

Wednesday, December 31

AXA Liberty Bowl (Memphis, Tenn.)
(22) Southern Miss 41, Pittsburgh 7

Monday, December 29

Humanitarian Bowl (Boise, Idaho)
Cincinnati 35, Utah State 19

1996

Friday, December 27

St. Jude Liberty Bowl (Memphis, Tenn.)
(22) Syracuse 30, Houston 17

ANNUAL LEADERS



2004 FOOTBALL

INDIVIDUAL

RUSHING

Year	Player, School	G	Att.	Yards	TD	YPG
2003	DeAngelo Williams, MEM	11	243	1,430	10	130.0
2002	Joffrey Reynolds, HOU	12	316	1,545	11	128.8
2001	Leonard Henry, ECU	11	184	1,432	16	130.2
2000	Michael Wallace, ARMY	10	192	1,157	11	115.7
1999	Frank Moreau, LOU	10	233	1,289	17	128.9
1998	Derrick Nix, USM	11	226	1,180	9	107.3
1997	Harold Shaw, USM	11	245	1,045	16	95.0
1996	Antowain Smith, HOU	11	202	1,239	14	112.6

PASSING EFFICIENCY

Year	Player, School	G	Att.	Cmp.	Pct.	INT	Yards	TD	Rating
2003	Kevin Kolb, HOU	13	360	220	61.1	6	3,131	25	153.8
2002	Gino Guidugli, CIN	14	472	258	54.7	21	3,543	22	124.2
2001	Dave Ragone, LOU	12	383	231	60.3	7	3,056	23	143.5
2000	Dave Ragone, LOU	11	354	216	61.0	11	2,621	27	142.2
1999	Jeff Kelly, USM	11	260	153	58.8	11	2,062	21	143.7
1998	Shaun King, TUL	11	328	223	68.0	6	2,232	36	183.3
1997	Shaun King, TUL	11	363	199	54.8	14	2,567	24	128.3
1996	Lee Roberts, USM	10	142	86	60.6	7	1,296	12	155.3

TOTAL OFFENSE

Year	Player, School	G	Rush	Pass	Plays	Tot.	YPG
2003	Stefan LeFors, LOU	13	405	3,145	428	3,550	273.1
2002	Gino Guidugli, CIN	14	27	3,543	541	3,570	255.0
2001	Dave Ragone, LOU	12	66	3,056	475	3,122	260.2
2000	Patrick Ramsey, TUL	10	53	2,833	428	2,886	288.6
1999	Chris Redman, LOU	11	-124	3,647	533	3,523	320.3
1998	Chris Redman, LOU	10	33	4,042	513	4,009	400.9
1997	Shaun King, TUL	11	511	2,567	487	3,078	279.8
1996	Chuck Clements, HOU	11	-83	2,417	380	2,334	212.2

RECEPTIONS PER GAME

Year	Player, School	G	Rec.	Yards	TD	RPG
2003	Terrance Copper, ECU	12	87	897	2	7.25
2002	LaDaris Vann, CIN	14	71	844	5	5.07
2001	LaDaris Vann, CIN	11	73	902	3	6.64
2000	Brian Robinson, HOU	11	77	870	6	7.00
1999	JaJuan Dawson, TUL	10	94	1,036	8	9.40
1998	Arnold Jackson, LOU	11	91	1,175	10	8.27
1997	Miguel Montano, LOU	11	67	875	1	6.09
1996	Damion Johnson, HOU	11	52	708	5	4.73

RECEIVING YARDS PER GAME

Year	Player, School	G	Rec.	Yards	TD	YPG
2003	Brandon Middleton, HOU	13	55	1,250	14	96.2
2002	Jon Olinger, CIN	14	54	1,114	7	79.6
2001	Deion Branch, LOU	12	72	1,188	9	99.0
2000	Adrian Burnette, TUL	11	74	1,075	14	97.7
1999	Arnold Jackson, LOU	11	101	1,209	9	109.9
1998	Sherrod Gideon, USM	11	66	1,186	13	107.8
1997	Sherrod Gideon, USM	11	54	1,008	9	91.6
1996	Damion Johnson, HOU	11	52	708	5	64.4

ALL-PURPOSE YARDS

Year	Player, School	G	Rush	Rec.	PR	KOR	Yards	YPG
2003	DeAngelo Williams, MEM	11	1,430	384	0	299	2,113	192.1
2002	William White, Army	11	13	384	10	1239	1,646	149.6
2001	Mewelde Moore, TUL	12	1,421	756	0	82	2,259	188.2
2000	Keith Stokes, ECU	10	66	442	416	503	1,427	142.7
1999	Frank Moreau, LOU	10	1,289	285	0	0	1,574	157.4
1998	Arnold Jackson, LOU	11	33	1,175	216	131	1,555	141.4
1997	Ketric Sanford, HOU	9	636	101	0	530	1,267	140.8
1996	Antowain Smith, HOU	11	1,239	201	0	15	1,455	132.3

SCORING

Year	Player, School	G	TD	XPT	FG	Pts.	PPG
2003	Nick Browne, TCU	13	0	38	28	122	9.4
2002	Art Brown, ECU	10	17	2	0	104	10.4
2001	Leonard Henry, ECU	11	18	0	0	108	9.8
2000	Jonathon Ruffin, CIN	11	0	26	26	104	9.5
1999	Frank Moreau, LOU	10	17	0	0	102	10.2
1998	Leroy Collins, LOU	11	19	2	0	116	10.5
1997	Brad Palazzo, TUL	11	0	40	23	109	9.9
1996	Antowain Smoth, HOU	11	15	2	0	92	8.4

PUNTING

Year	Player, School	G	Att.	Yards	Avg.
2003	Ryan Dougherty, ECU	12	64	2,846	44.5
2002	Jared Preston, ECU	12	73	3,170	43.4
2001	Dan MacElroy, ARMY	11	51	2,264	44.4
2000	Casey Roussel, TUL	11	59	2,609	44.2
1999	Andrew Bayes, ECU	11	47	2,259	48.1
1998	Graham White, ARMY	11	47	2,101	44.7
1997	Brad Hill, TUL	11	42	1,940	46.2
1996	Steve Smith, CIN	11	68	2,795	41.1

PUNT RETURNS

Year	Player, School	G	No.	Yards	TD	Avg.
2003	Carl Jones, CIN	9	9	135	0	15.0
2002	Aris Comeaux, ARMY	9	12	233	2	19.4
2001	Anthony Floyd, LOU	12	14	198	1	14.1
2000	Omari Thompson, ARMY	11	12	211	2	17.6
1999	Rodregis Brooks, UAB	11	20	350	0	17.5
1998	Cornelius Bonner, CIN	9	9	122	0	13.6
1997	Tinker Keck, CIN	11	39	575	4	14.7
1996	Charles West, HOU	11	18	236	1	13.1

KICKOFF RETURNS

Year	Player, School	G	No.	Yards	TD	Avg.
2003	J.R. Reed, USF	11	18	570	1	31.7
2002	Broderick Clark, LOU	12	26	827	2	31.8
2001	Omari Thompson, ARMY	11	28	739	1	26.4
2000	Zek Parker, LOU	11	26	752	0	28.9
1999	Zek Parker, LOU	11	35	860	2	24.6
1998	Mike Smith, HOU	9	12	349	1	29.1
1997	Eric Booth, USM	11	22	766	2	34.8
1996	Eric Booth, USM	11	12	352	0	29.3

ANNUAL LEADERS



2004 FOOTBALL

FIELD GOALS

Year	Player, School	G	FG	FGA	Pct.	FG/G
2003	Nick Browne, TCU	13	28	23	84.8	2.15
2002	Nick Browne, TCU	12	23	30	76.7	1.92
2001	Kevin Miller, ECU	11	14	17	82.4	1.27
	Nick Browne, TCU	11	14	20	70.0	1.27
2000	Jonathan Ruffin, CIN	11	26	29	89.7	2.36
1999	Seth Marler, TUL	11	15	21	71.4	1.36
1998	Ryan White, MEM	11	16	16	100.0	1.45
1997	Brad Palazzo, TUL	11	23	28	82.1	2.09
1996	Ted Lane, MEM	10	12	18	66.7	1.20

INTERCEPTIONS

Year	Player, School	G	Int.	Yards	TD	IPG
2003	J.R. Reed, USF	11	7	45	0	0.64
2002	Jason Goss, TCU	12	8	27	0	0.67
	Lynaris Elpheage, TUL	13	8	133	1	0.62
2001	Glenn Sumter, MEM	11	6	61	0	0.55
2000	Anthony Floyd, LOU	11	10	152	1	0.91
1999	Rodregis Brooks, UAB	11	9	152	1	0.82
1998	K. Dale Rowland, ARMY	11	5	79	1	0.45
1997	Patrick Surtain, USM	11	6	127	0	0.55
1996	Monty Montgomery, HOU	11	6	87	0	0.60

TACKLES

Year	Player, School	G	Solo	Ast.	Total
2003	Rod Davis, USM	12	111	53	164
2002	Rod Davis, USM	13	122	46	168
2001	Hanik Milligan, HOU	10	82	71	153
2000	Wayne Rogers, HOU	11	87	47	134
1999	Kamal Shakir, MEM	11	87	56	143
1998	T.J. Slaughter, USM	11	96	51	147
1997	Brad Jackson, CIN	11	93	75	168
1996	Tyrus McCloud, LOU	11	93	51	144

QUARTERBACK SACKS

Year	Player, School	G	UA	Ast.	Total
2003	Bo Schobel, TCU	13	13	4	17
2002	Dewayne White, LOU	13	10	1	11
	Rod Davis, USM	13	10	1	11
	LeMarcus McDonald	12	6	5	11
2001	Dewayne White, LOU	12	15	0	15
2000	Andre Arnold, MEM	11	13	0	13
	Michael Josiah, LOU	11	13	0	13
1999	Tramont Lawless, MEM	11	9	0	9
	Adalius Thomas, USM	11	9	0	9
1998	Roderick Coleman, ECU	11	12	2	14
1997	Roderick Coleman, ECU	11	14	1	15
1996	Carl Powell, LOU	11	10	1	11

TEAM

SCORING OFFENSE

Year	School	G	Pts.	Avg.
2003	Louisville	13	450	34.6
2002	Cincinnati	14	426	30.4
2001	East Carolina	11	360	32.7
2000	Louisville	11	388	35.3
1999	Louisville	11	412	37.5
1998	Tulane	11	499	45.4
1997	Tulane	11	375	34.1
1996	Houston	11	344	31.3

RUSHING OFFENSE

Year	School	G	Att.	Yards	Avg.	TD	YPG
2003	Louisville	13	518	2,966	5.7	35	228.2
2002	TCU	12	589	2,438	4.1	23	203.2
2001	East Carolina	11	417	2,230	5.3	27	202.7
2000	UAB	11	473	1,801	3.8	14	163.7
1999	Army	11	636	2,915	4.6	24	265.0
1998	Army	11	610	3,510	5.3	25	293.8
1997	Cincinnati	11	593	2,371	4.0	22	215.5
1996	Cincinnati	11	521	1,995	3.8	16	181.4

PASSING OFFENSE

Year	School	G	Att.	Cmp.	Pct.	Int.	Yards	TD	YPG
2003	Memphis	13	470	260	55.3	13	3,419	23	263.0
2002	Cincinnati	14	520	281	54.0	23	3,877	24	276.9
2001	Tulane	12	511	294	57.5	14	3,498	27	291.5
2000	Tulane	11	505	288	57.0	16	3,569	28	324.5
1999	Louisville	11	501	322	64.3	13	3,687	29	335.2
1998	Louisville	11	515	338	65.6	15	4,498	33	408.9
1997	Louisville	11	473	276	58.4	14	3,282	19	298.4
1996	Houston	11	356	224	62.9	13	2,464	22	224.0

TOTAL OFFENSE

Year	School	G	Rush	Pass	Plays	Yards	TD	YPG
2003	Louisville	13	2,966	3,389	913	6,355	55	488.8
2002	Cincinnati	14	1,990	3,877	1,108	5,867	45	419.1
2001	Tulane	12	1,602	3,498	926	5,100	39	425.0
2000	Tulane	11	1,420	3,569	896	4,989	38	453.5
1999	Louisville	11	1,437	3,687	851	5,124	48	465.8
1998	Louisville	11	1,658	4,498	883	6,156	62	559.6
1997	Tulane	11	2,012	2,598	791	4,610	41	419.1
1996	Houston	11	1,993	2,464	753	4,457	43	405.2

RUSHING DEFENSE

Year	School	G	Att.	Yards	Avg.	TD	YPG
2003	TCU	13	443	1,218	2.7	13	93.7
2002	TCU	12	393	778	2.0	9	64.8
2001	UAB	11	333	630	1.9	6	57.3
2000	Memphis	11	346	800	2.3	6	72.7
1999	Southern Miss	11	403	1,006	2.5	6	91.5
1998	Houston	11	436	1,564	3.6	19	142.2
1997	Cincinnati	11	337	921	2.7	10	83.7
1996	Louisville	11	437	892	2.0	9	81.1

PASS EFFICIENCY DEFENSE

Year	School	G	Att.	Cmp.	Pct.	Int.	Yards	TD	Eff.
2003	USF	11	352	173	49.1	13	1,979	14	102.1
2002	TCU	12	406	158	38.9	22	2,105	16	84.6
2001	Southern Miss	11	373	194	52.0	14	2,197	8	101.1
2000	Southern Miss	11	370	186	50.3	14	1,788	9	91.3
1999	East Carolina	11	389	200	51.4	17	2,294	10	100.7
1998	Southern Miss	11	299	165	55.2	10	1,903	8	110.8
1997	Southern Miss	11	429	225	52.4	17	2,278	13	99.1
1996	Louisville	11	328	158	48.2	10	1,702	11	96.7



ANNUAL LEADERS

TOTAL DEFENSE

Year	School	G	Rush	Pass	Plays	Yards	TD	YPG
2003	Memphis	13	1,435	2,410	879	3,845	26	295.8
2002	TCU	12	778	2,105	799	2,883	25	240.2
2001	UAB	11	630	2,295	719	2,925	19	265.9
2000	Southern Miss	11	1,166	1,788	783	2,954	17	268.5
1999	Southern Miss	11	1,006	2,229	754	3,235	14	294.1
1998	Southern Miss	11	1,787	1,903	766	3,690	21	335.5
1997	Southern Miss	11	1,184	2,278	796	3,462	21	314.7
1996	Louisville	11	892	1,702	765	2,594	20	235.8

PUNTING

Year	School	G	Att.	Yards	Avg.
2003	East Carolina	12	65	2,852	40.6
2002	East Carolina	12	75	3,177	42.4
2001	Cincinnati	11	65	2,826	43.5
2000	Tulane	11	59	2,609	44.2
1999	Cincinnati	11	55	2,320	39.4
1998	Southern Miss	11	55	2,145	39.0
1997	Tulane	11	42	1,940	46.2
1996	Southern Miss	11	73	2,897	39.7

PUNT RETURNS

Year	School	G	No.	Yards	TD	Avg.
2003	Southern Miss	13	35	451	1	12.9
2002	Tulane	13	28	484	2	17.3
2001	Louisville	12	35	420	2	12.0
2000	Army	11	17	290	3	17.1
1999	UAB	11	23	440	2	19.1
1998	Cincinnati	11	15	233	1	15.5
1997	Cincinnati	11	40	582	4	14.6
1996	Southern Miss	11	23	322	1	14.0

KICKOFF RETURNS

Year	School	G	No.	Yards	TD	Avg.
2003	USF	11	30	755	1	25.2
2002	TCU	12	32	742	1	23.2
2001	East Carolina	11	40	948	1	23.7
2000	Louisville	11	31	810	0	26.1
1999	Louisville	11	39	910	2	23.3
1998	Army	11	45	1,078	0	24.0
1997	Southern Miss	11	31	873	2	28.2
1996	Southern Miss	11	30	759	0	25.3

FIELD GOALS

Year	School	G	FG	FGA	Pct.	FG/G
2003	TCU	13	28	34	.824	2.15
2002	TCU	12	23	30	.767	1.92
2001	Tulane	12	15	16	.938	1.25
2000	Cincinnati	11	29	32	.906	2.64
1999	UAB	11	12	16	.750	1.09
1998	Memphis	11	16	16	100.0	1.45
1997	Tulane	11	23	28	.821	2.09
1996	Cincinnati	11	13	21	.619	1.18

INTERCEPTIONS

Year	School	G	Int.	Yards	TD	IPG
2003	Cincinnati	12	19	179	1	1.58
2002	TCU	12	22	237	0	1.83
	Tulane	12	22	400	3	1.83
2001	Louisville	12	17	153	1	1.42
2000	Louisville	11	27	328	2	2.45
1999	UAB	11	19	315	2	1.73
1998	East Carolina	11	15	204	2	1.36
1997	Tulane	11	26	362	2	2.36
1996	Southern Miss	11	18	282	1	1.64

TURNOVER MARGIN

Year	School	G	Gained	Lost	Margin
2003	Tulane	12	31	26	+5
	Southern Miss	13	33	28	+5
2002	Tulane	13	43	21	+22
2001	Louisville	12	31	23	+8
2000	Louisville	11	38	26	+12
	Cincinnati	11	34	22	+12
1999	Southern Miss	11	30	20	+10
1998	Tulane	11	26	11	+15
1997	Tulane	11	34	20	+14
1996	Southern Miss	11	34	20	+14

TACKLES

Year	School	G	Solo	Ast.	Total
2003	Army	13	726	592	1,318
2002	Cincinnati	14	722	637	1,359
2001	East Carolina	11	589	488	1,077
2000	Army	11	640	439	1,079
1999	Southern Miss	11	603	442	1,045
1998	Southern Miss	11	762	461	1,223
1997	Southern Miss	11	686	461	1,147
1996	Southern Miss	11	704	471	1,175

TACKLES FOR LOSS

Year	School	G	Total	Yards
2003	Southern Miss	12	109	487
2002	TCU	12	152	526
2001	Louisville	12	87	400
2000	Southern Miss	11	113	474
1999	Southern Miss	11	118	434
1998	Southern Miss	11	114	453
1997	Tulane	11	91	363
1996	Louisville	11	145	742

QUARTERBACK SACKS

Year	School	G	Total
2003	TCU	13	39
2002	Tulane	13	49
2001	Louisville	12	41
2000	Louisville	11	50
1999	Houston	11	43
1998	Southern Miss	11	52
1997	East Carolina	11	41
1996	Louisville	11	46



ALL-CONFERENCE

2003

ALL-CONFERENCE FIRST TEAM OFFENSE

QB	Stephan LeFors, Louisville
RB	Mewelde Moore, Tulane
RB	DeAngelo Williams, Memphis
OL	Anthony Alabi, TCU
OL	Rex Hadnot, Houston
OL	Jeremy Parquet, Southern Miss
OL	Brian Rimpf, East Carolina
OL	Kyle Takavitz, Cincinnati
TE	Ronnie Ghent, Louisville
WR	Brandon Middleton, Houston
WR	J.R. Russell, Louisville
WR	Roydell Williams, Tulane

DEFENSE

DL	Trent Cole, Cincinnati
DL	Terrell Paul, Southern Miss
DL	Chad Pugh, TCU
DL	Bo Schobel, TCU
LB	Michael Boley, Southern Miss
LB	Rod Davis, Southern Miss
LB	Zac Woodfin, UAB
DB	Greg Brooks, Southern Miss
DB	Etric Pruitt, Southern Miss
DB	J.R. Reed, USF
DB	Wesley Smith, Memphis

SPECIAL TEAMS

PK	Nick Browne, TCU
P	Ryan Dougherty, East Carolina
KR	John Eubanks, Southern Miss
PR	Marvin Young, Southern Miss

ALL-CONFERENCE SECOND TEAM OFFENSE

QB	J.P. Losman, Tulane
RB	Robert Merrill, TCU
RB	Marvin Townes, East Carolina
OL	Jim Hicks, Southern Miss
OL	Chase Johnson, TCU
OL	Travis Leffew, Louisville
OL	Matt Mattox, Houston
OL	Jason Spitz, Louisville
TE	Terrell Browden, Southern Miss
WR	Maurice Avery, Memphis
WR	Terrance Copper, East Carolina
WR	Reggie Harrell, TCU

DEFENSE

DL	Joe Clay, Houston
DL	Andre Frazier, Cincinnati
DL	Marcus Jones, Louisville
DL	Eric Taylor, Memphis
LB	Maurice Jones, USF
LB	Chris Moore, East Carolina
LB	Coot Terry, Memphis
DB	Tra Boger, Tulane
DB	Daven Holly, Cincinnati
DB	Zach Norton, Cincinnati
DB	Mark Walker, TCU

SPECIAL TEAMS

PK	Nick Hayes, UAB
P	Chris Beckman, Tulane
KR	J.R. Reed, USF

ALL-CONFERENCE THIRD TEAM OFFENSE

QB	Kevin Kolb, Houston
RB	Anthony Evans, Houston
RB	Eric Shelton, Louisville
OL	Gene Frederic, Memphis
OL	Chris McGee, Tulane
OL	Jeremy Rone, Memphis
OL	Derrick Sarosi, USF
OL	Chris White, Southern Miss
OL	Doug White, East Carolina
TE	Jonathan Pritchett, Houston
WR	Aaron Alexander, Army
WR	Roddy White, UAB
WR	Marvin Young, Southern Miss

DEFENSE

DL	Ronald Jones, Southern Miss
DL	Robert Pollard, TCU
DL	Eric Scott, Southern Miss
DL	Lee Roy Selmon, USF
LB	Derrick Ballard, Memphis
LB	Jamar Enzor, Cincinnati
LB	Robert McCune, Louisville
DB	Marvin Godbolt, TCU
DB	Sean Lucas, Tulane
DB	Alex Ray, Southern Miss
DB	Kevin Verpaele, USF
DB	Scott Vogel, Memphis

SPECIAL TEAMS

KR	William White, Army
PR	Cory Rodgers, TCU

2002

ALL-CONFERENCE FIRST TEAM OFFENSE

QB	Dave Ragone, Louisville
RB	Derrick Nix, Southern Miss
RB	Joffrey Reynolds, Houston
OL	Kirt Doolin, Cincinnati
OL	Jamal Powell, TCU
OL	Jimond Pugh, Memphis
OL	Brian Rimpf, East Carolina
OL	Torrin Tucker, Southern Miss
TE	Ronnie Ghent, Louisville
WR	Damien Dorsey, Louisville
WR	LaDaris Vann, Cincinnati

DEFENSE

DL	Floyd Dorsey, Tulane
DL	Antwan Peek, Cincinnati
DL	Bo Schobel, TCU
DL	Dewayne White, Louisville
LB	Michael Boley, Southern Miss
LB	Rod Davis, Southern Miss
LB	LaMarcus McDonald, TCU
DB	Lynaris Elpheage, Tulane
DB	Jason Goss, TCU
DB	Hanik Milligan, Houston
DB	Etric Pruitt, Southern Miss

SPECIAL TEAMS

PK	Nick Browne, TCU
P	Jarad Preston, East Carolina
KR	Broderick Clark, Louisville
PR	Damien Dorsey, Louisville

ALL-CONFERENCE SECOND TEAM OFFENSE

QB	Gino Guidugli, Cincinnati
RB	Art Brown, East Carolina
RB	DeMarco McCleskey, Cincinnati
RB	Mewelde Moore, Tulane

OL	Aaron Burger, Army
OL	Rex Hadnot, Houston
OL	Jason Jimenez, Southern Miss
OL	Chris Redding, Houston
OL	Kirk Tuck, UAB
TE	Stephen Cucci, Houston
WR	Travis Anglin, Memphis
WR	LaTarence Dunbar, TCU

DEFENSE

DL	Tony Brown, Memphis
DL	Terrell Paul, Southern Miss
DL	Chad Pugh, TCU
DL	John Turntine, TCU
LB	Derrick Ballard, Memphis
LB	Rod Day, Louisville
LB	Zac Woodfin, UAB
DB	Blue Adams, Cincinnati
DB	Chris Brown, UAB
DB	Anthony Floyd, Louisville
DB	Kenneth Hilliard, TCU

SPECIAL TEAMS

PK	Jonathan Ruffin, Cincinnati
P	Seth Marler, Tulane
KR	LaTarence Dunbar, TCU
PR	Lynaris Elpheage, Tulane

2001

ALL-CONFERENCE FIRST TEAM OFFENSE

QB	Dave Ragone, Louisville
RB	Leonard Henry, East Carolina
RB	Mewelde Moore, Tulane
OL	Aaron Dardzinski, Louisville
OL	Artis Hicks, Memphis
OL	Victor Payne, TCU
OL	Brian Rimpf, East Carolina
OL	Torrie Tauli, Tulane
TE	Ronnie Ghent, Louisville
WR	Deion Branch, Louisville
WR	LaDaris Vann, Cincinnati

DEFENSE

DL	Michael Josiah, Louisville
DL	Antwan Peek, Cincinnati
DL	Bryan Thomas, UAB
DL	Dewayne White, Louisville
LB	Rod Davis, Southern Miss
LB	Pernell Griffin, East Carolina
LB	Rod Taylor, UAB
DB	Greg Brooks, Southern Miss
DB	Anthony Floyd, Louisville
DB	Glenn Sumter, Memphis
DB	Chad Williams, Southern Miss

SPECIAL TEAMS

PK	Seth Marler, Tulane
P	Dan MacElroy, Army
RS	Zek Parker, Louisville

ALL-CONFERENCE SECOND TEAM OFFENSE

QB	David Garrard, East Carolina
RB	Dante Brown, Memphis
RB	Jegil Dugger, UAB
OL	Jeremy Bridges, Southern Miss
OL	Preston Fray, UAB
OL	Rob Eble, Louisville
OL	Paul Henderson, Army
OL	DeWayne Johnston, Cincinnati
TE	Clint Dodson, Army
WR	Orlando Iglesias, Houston
WR	Roydell Williams, Tulane

DEFENSE

DL	Rodney Jones, UAB
DL	Terrell Paul, Southern Miss
DL	Chad Pugh, TCU
LB	Greg LeFever, East Carolina
LB	Roy Magee, Southern Miss
LB	LeMarcus McDonald, TCU
LB	Brian Zickefoose, Army
DB	Curry Burns, Louisville
DB	Lonnie Gallishaw, Louisville
DB	Jason Goss, TCU
DB	Hanik Milligan, Houston

SPECIAL TEAMS

PK	Kevin Miller, East Carolina
P	Adam Wulfeck, Cincinnati
RS	Omari Thompson, Army

2000

ALL-CONFERENCE FIRST TEAM OFFENSE

QB	Dave Ragone, Louisville
RB	Ray Jackson, Cincinnati
RB	Michael Wallace, Army
OL	Sherwin Lacewell, East Carolina
OL	Josh Lovelady, Houston
OL	Jason Padgett, Louisville
OL	Bernard Robertson, Tulane
OL	Doug Rosfeld, Cincinnati
TE	Ronnie Ghent, Louisville
WR	Deion Branch, Louisville
WR	Adrian Burnette, Tulane

DEFENSE

DL	Andre Arnold, Memphis
DL	Marcus Bell, Memphis
DL	Cedric Scott, Southern Miss
DL	DeQuincy Scott, Southern Miss
LB	Pernell Griffin, East Carolina
LB	Wayne Rogers, Houston
LB	Kamal Shakir, Memphis
DB	Idrees Bashir, Memphis
DB	Leo Barnes, Southern Miss
DB	Anthony Floyd, Louisville
DB	Michael Stone, Memphis

SPECIAL TEAMS

PK	Jonathan Ruffin, Cincinnati
P	Casey Roussel, Tulane
RS	Keith Stokes, East Carolina

ALL-CONFERENCE SECOND TEAM OFFENSE

QB	David Garrard, East Carolina
	Patrick Ramsey, Tulane
RB	Jegil Dugger, UAB
RB	Leonard Henry, East Carolina
OL	Billy Clay, Southern Miss
OL	Tony Dollison, UAB
OL	Paul Henderson, Army
OL	Joe O'Shaughnessy, Louisville
OL	Andy Weinheimer, Cincinnati
TE	Billy Kendall, Memphis
WR	Arnold Jackson, Louisville
WR	Brian Robinson, Houston



DEFENSE

DL Donovan Arp, Louisville
DL Michael Josiah, Louisville
DL Mario Monds, Cincinnati
DL Bryan Thomas, UAB
LB Troy Evans, Cincinnati
LB Rashad Harris, Louisville
LB Jerry Phillips, Tulane
DB DeJuan Gossett, Cincinnati
DB Rashad Holman, Louisville
DB Ray Walls, Southern Miss
DB Chad Williams, Southern Miss

SPECIAL TEAMS

PK Rhett Gallego, UAB
P Adam Wulfeck, Cincinnati
RS Zek Parker, Louisville

1999

ALL-CONFERENCE FIRST TEAM OFFENSE

QB Chris Redman, Louisville
RB Frank Moreau, Louisville
RB Ketric Sanford, Houston
OL Shedrick Blackmon, Southern Miss
OL Greg Brown, Houston
OL Anthony Byrd, Louisville
OL Sherwin Lacewell, East Carolina
OL Doug Rosfeld, Cincinnati
TE Ibn Green, Louisville
WR Jajuan Dawson, Tulane
WR Arnold Jackson, Louisville

DEFENSE

DL Mike Gantous, Louisville
DL Tramont Lawless, Memphis
DL Cedric Scott, Southern Miss
DL Adalius Thomas, Southern Miss
LB Pernell Griffin, East Carolina
LB Jeff Kerr, East Carolina
LB T.J. Slaughter, Southern Miss
DB Leo Barnes, Southern Miss
DB Rodregis Brooks, UAB
DB Kenny Hill, Houston
DB Mike James, Houston

SPECIAL TEAMS

PK Ryan White, Memphis
P Andrew Bayes, East Carolina
RS Rodregis Brooks, UAB

ALL-CONFERENCE SECOND TEAM OFFENSE

QB David Garrard, East Carolina
RB Robert Cooper, Cincinnati
RB Derrick Nix, Southern Miss
OL Jerry Godfrey, Tulane
OL Mark Grivna, Louisville
OL Josh Lovelady, Houston
OL Dustin Plumadore, Army
OL Tim Seymour, Memphis
TE Shaun Castillo, Army
WR Sherrod Gideon, Southern Miss
WR Todd Pinkston, Southern Miss

DEFENSE

DL Nikia Adderson, Houston
DL Mbayo Ahmadu, East Carolina
DL Marcus Bell, Memphis
DL DeQuincy Scott, Southern Miss
LB Wayne Rogers, Houston
LB Kamal Shakir, Memphis
LB Ty Trahan, Southern Miss
LB Lyle Weaver, Army
DB Forrest Foster, East Carolina
DB DeJuan Gossett, Cincinnati
DB Kevin Monroe, East Carolina
DB Terrance Parrish, Southern Miss

SPECIAL TEAMS

P Seth Marler, Tulane
P Adam Wulfeck, Cincinnati
RS Keith Stokes, East Carolina

1998

ALL-CONFERENCE FIRST TEAM OFFENSE

QB Shaun King, Tulane
RB Leroy Collins, Louisville
RB Derrick Nix, Southern Miss
OL Danny Moore, East Carolina
OL Henry McClendon, Southern Miss
OL Rick Nord, Louisville
OL Bernard Robertson, Tulane
OL Brian Uhl, Cincinnati
TE Ibn Green, Louisville
WR Arnold Jackson, Louisville
WR Sherrod Gideon, Southern Miss

DEFENSE

DL Marquis Bowling, Memphis
DL Roderick Coleman, East Carolina
DL Travis Darden, East Carolina
DL Adalius Thomas, Southern Miss
LB Jeff Kerr, East Carolina
LB T.J. Slaughter, Southern Miss
LB Ty Trahan, Southern Miss
DB Michael Jordan, Tulane
DB Mike McKenzie, Memphis
DB Kenny Dale Rowland, Army
DB Antonio Roundtree, Louisville

SPECIAL TEAMS

PK Ryan White, Memphis
P Graham White, Army
RS Rod Richardson, Army

ALL-CONFERENCE SECOND TEAM OFFENSE

QB Chris Redman, Louisville
RB Gerard Arnold, Memphis
RB Ketric Sanford, Houston
OL Wilbert Brown, Houston
OL Jerry Godfrey, Tulane
OL O'Lester Pope, Southern Miss
OL Neil Ravitz, Army
OL Ron Sells, Memphis
TE Buck Collins, East Carolina
WR Jajuan Dawson, Tulane
WR P.J. Franklin, Tulane

DEFENSE

DL Mike Gantous, Louisville
DL Louis Hampton, Houston
DL Dennis O'Sullivan, Tulane
DL Cedric Scott, Southern Miss
LB Hassan Champion, Cincinnati
LB Bud Herring, Louisville
LB Brett Timmons, Tulane
DB Jose Gonzalez, Southern Miss
DB Mike James, Houston
DB DaShone Mallard, Southern Miss
DB Kelvin Suggs, East Carolina

SPECIAL TEAMS

PK Eric Olsen, Army
P Andrew Bayes, East Carolina
RS Ketric Sanford, Houston

1997

ALL-CONFERENCE FIRST TEAM OFFENSE

QB Shaun King, Tulane
RB Toney Converse, Tulane
RB Harold Shaw, Southern Miss

OL Jason Fabini, Cincinnati
OL Ben Fricke, Houston
OL Cory Geason, Tulane
OL Kasey Keith, Southern Miss
OL Danny Moore, East Carolina
TE Ibn Green, Louisville
WR Jajuan Dawson, Tulane
WR Sherrod Gideon, Southern Miss

DEFENSE

DL Robert Brown, Southern Miss
DL Marquis Bowling, Memphis
DL Kendrick Gholston, Louisville
DL Adalius Thomas, Southern Miss
LB Phillip Curry, Cincinnati
LB Brad Jackson, Cincinnati
LB Marchant Kenney, Southern Miss
DB Tinker Keck, Cincinnati
DB Mike McKenzie, Memphis
DB Perry Phenix, Southern Miss
DB Patrick Surtain, Southern Miss

SPECIAL TEAMS

PK Brad Palazzo, Tulane
P Brad Hill, Tulane
RS Tinker Keck, Cincinnati

ALL-CONFERENCE SECOND TEAM OFFENSE

QB Lee Roberts, Southern Miss
RB Gerard Arnold, Memphis
RB Ketric Sanford, Houston
OL Pierre Brilliant, Cincinnati
OL Daniel Gomez, Memphis
OL Rick Nord, Louisville
OL Henry McClendon, Southern Miss
OL Brian Uhl, Cincinnati
TE Terry Hardy, Southern Miss
WR P.J. Franklin, Tulane
WR Miguel Montano, Louisville

DEFENSE

DL Terence Cook, Tulane
DL Keaton Cromartie, Tulane
DL Derrick Ransom, Cincinnati
DL Leonta Rheams, Houston
LB Roderick Coleman, East Carolina
LB Jeff Kerr, East Carolina
LB Terry Rice-Lockett, Louisville
DB Jamaal Alexander, Southern Miss
DB Courtney Dinkins, Louisville
DB Dwight Henry, East Carolina
DB Michael Jordan, Tulane

SPECIAL TEAMS

PK Sebastian Villarreal, Houston
P Andrew Bayes, East Carolina
RS Eric Booth, Southern Miss

1996

ALL-CONFERENCE FIRST TEAM OFFENSE

QB Chuck Clements, Houston
RB Eric Booth, Southern Miss
RB Antowain Smith, Houston
OL Cyril Brockmeier, Tulane
OL Leroy DeWitt, Southern Miss
OL Jason Fabini, Cincinnati
OL Ben Fricke, Houston
OL Marcus Spriggs, Houston
TE Cory Geason, Tulane
WR Damion Johnson, Houston
WR Kendrick Lee, Southern Miss

DEFENSE

DL Darrius Felder, Cincinnati

DL Jeff Posey, Southern Miss
DL Carl Powell, Louisville
DL Cedric Walthaw, Southern Miss
LB Richard Hogans, Memphis
LB Marchant Kenney, Southern Miss
LB Tyrus McCloisville, Louisville
DB Sam Barnes, Cincinnati
DB Sam Madison, Louisville
DB D. Montgomery, Houston
DB Patrick Surtain, Southern Miss

SPECIAL TEAMS

PK Eric Richards, Cincinnati
P Steve Smith, Cincinnati
RS Eric Booth, Southern Miss

ALL-CONFERENCE SECOND TEAM OFFENSE

QB Lee Roberts, Southern Miss
RB Daryl Royal, Cincinnati
RB Ketric Sanford, Houston
OL Will Carlisle, Tulane
OL Joel Dolinski, Cincinnati
OL Steve Misetic, Louisville
OL Daryl Terrell, Southern Miss
OL Brian Uhl, Cincinnati
TE Terry Hardy, Southern Miss
WR Miguel Montano, Louisville
WR Charles West, Houston

DEFENSE

DL Kendrick Gholston, Louisville
DL Joel Locker, Tulane
DL Leland Taylor, Louisville
DL Tony Williams, Memphis
LB Phillip Curry, Cincinnati
LB Brad Jackson, Cincinnati
LB Derrick Singleton, Tulane
DB Rico Clark, Louisville
DB Chris Hewitt, Cincinnati
DB Perry Phenix, Southern Miss
DB Keith Spann, Memphis

SPECIAL TEAMS

PK Ted Lane, Memphis
P Jeremy Borseth, Louisville
RS Jeff Ligon, Tulane

1995

Conference USA selected football award winners throughout the 1995 season to promote Conference USA football even though the official inaugural season began in 1996. The 1995 awards were specifically referred to as the "All-Star Team" and included first and second teams and Offensive, Defensive and Special Teams Players of the Year. While these awards are valid and kept on record, the following notation should be made in any reference to these awards. **Note:** Conference USA gave these awards prior to the first official season of football.

ALL-STAR FIRST TEAM OFFENSE

QB Marty Lowe, Louisville
RB Calvin Arrington, Louisville
RB Chris Buckhalter, Southern Miss
OL Jason Fabini, Cincinnati
OL Jimmy Herndon, Houston
OL Roman Oben, Louisville
OL Steve Schuler, Tulane
OL Jason Stinson, Louisville
TE Cory Geason, Tulane
WR Fred Brock, Southern Miss
WR Robert Tate, Cincinnati

ALL-TIME HONORS



2004 FOOTBALL

DEFENSE

DL	Bryan Barnett, Memphis
DL	Tim Bell, Southern Miss
DL	Darius Felder, Cincinnati
DL	Kendrick Gholston, Louisville
LB	Alan Campos, Louisville
LB	Brad Jackson, Cincinnati
LB	Tyrus McCloud, Louisville
DB	Sam Garnes, Cincinnati
DB	Sam Madison, Louisville
DB	Rod Thomas, Southern Miss
DB	Jerome Woods, Memphis

SPECIAL TEAMS

PK	Chris Pierce, Southern Miss
KR	Robert Tate, Cincinnati

ALL-STAR SECOND TEAM

OFFENSE

QB	Chuck Clements, Houston
RB	Orlando Smith, Cincinnati
RB	Jamaican Darte, Tulane
OL	Cyril Brockmeier, Tulane
OL	Shawn Kries, Louisville
OL	Jamie Lemire, Cincinnati
OL	Ken Newton, Memphis
OL	Darryl Terrell, Southern Miss
TE	Mike Bogan, Louisville
WR	Miguel Montano, Louisville
WR	Charles West, Houston
PK	Eric Richards, Cincinnati

DEFENSE

DL	Robert Brown, Southern Miss
DL	Keith Cook, Tulane
DL	Carl Powell, Louisville
DL	Tony Williams, Memphis
LB	Muhammed El-Mubarak, Cincinnati
LB	Richard Hogans, Memphis
LB	Albert McRae, Southern Miss
DB	Cedric Anderson, Tulane
DB	Rico Clark, Louisville
DB	Derrick Hervey, Southern Miss
DB	Chris Hewitt, Cincinnati
P	Steve Smith, Cincinnati

SPECIAL TEAMS

KR	Chris Buckhalter, Southern Miss
----	---------------------------------

INDIVIDUAL AWARDS

OFFENSIVE PLAYER OF THE YEAR

2003	DeAngelo Williams, RB, Memphis
2002	Dave Ragone, QB, Louisville
2001	Dave Ragone, QB, Louisville
2000	Dave Ragone, QB, Louisville
1999	Chris Redman, QB, Louisville
1998	Shaun King, QB, Tulane
1997	Shaun King, QB, Tulane
1996	Antowain Smith, RB, Houston
1995	Robert Tate, WR, Cincinnati

DEFENSIVE PLAYER OF THE YEAR

2003	Rod Davis, LB, Southern Miss
2002	LaMarcus McDonald, LB, TCU
2001	Dewayne White, DE, Louisville
2000	Wayne Rogers, LB, Houston
1999	Cedric Scott, DE, Southern Miss
1998	Adalious Thomas, DE, Southern Miss
1997	Patrick Surtain, CB, Southern Miss
1996	Tyrus McCloud, LB, Louisville
1995	Tyrus McCloud, LB, Louisville

SPECIAL TEAMS PLAYER OF THE YEAR

2003	Nick Browne, K, TCU
2002	Broderick Clark, KR, Louisville
2001	Seth Marler, K, Tulane
2000	Jonathan Ruffin, K, Cincinnati
1999	Rodregis Brooks, PR, UAB
1998	Ryan White, K, Memphis
1997	Tinker Keck, PR, Cincinnati
1996	Jeff Ligon, KR, Tulane
1995	Robert Tate, KR, Cincinnati

COACH OF THE YEAR

2003	Jeff Bower, Southern Miss
2002	Gary Patterson, TCU
2001	John L. Smith, Louisville
2000	John L. Smith, Louisville
1999	Jeff Bower, Southern Miss
1998	Tommy Bowden, Tulane
1997	Jeff Bower, Southern Miss
1996	Kim Helton, Houston

FRESHMAN OF THE YEAR

2003	Kevin Kolb, Houston
2002	Lonta Hobbs, TCU
2001	Gino Guidugli, QB, Cincinnati
2000	Mewelde Moore, Tulane
1999	LaDaris Vann, WR, Cincinnati
1998	Travis Anglin, QB, Memphis
1997	Derrick Nix, RB, Southern Miss
1996	Jason McKinley, QB, Houston
1995	Ketric Sanford, RB/KR, Houston

ALL-FRESHMAN

2003

OFFENSE

QB	Kevin Kolb, Houston
RB	Michael Bush, Louisville
RB	Robert Merrill, TCU
OL	Blake Butler, Memphis
OL	Travis Cooley, Southern Miss
OL	Renardo Foster, Louisville
OL	Derek Rogers, Tulane
OL	Herbert Taylor, TCU
TE	Josh Coffman, East Carolina
WR	Leonard Gibson, Houston
WR	Cory Rodgers, TCU

DEFENSE

DL	Jeff Casnave, Southern Miss
DL	Billy Harrison, Tulane
DL	Marquay Love, Houston
DL	Jermaine McElveen, UAB
LB	Kelvin Johnson, Tulane
LB	Wade Koehl, Houston
LB	Stephen Nicholas, USF
DB	William Gay, Louisville
DB	Erode Jean, East Carolina
DB	Israel Route, Tulane
DB	Ricky Wilson, Houston

SPECIAL TEAMS

PK	Darren McCaleb, Southern Miss
P	Ryan Dougherty, East Carolina
KR	Ricky Wilson, Houston
PR	Cory Rodgers, TCU

2002

OFFENSE

QB	Darrell Hackney, UAB
RB	Lonta Hobbs, TCU
RB	DeAngelo Williams, Memphis
OL	Travis Leffew, Louisville
OL	Chris McGee, Tulane
OL	Roy Swan, Houston
OL	Matt Traina, Tulane

OL	Joel Yakovac, Cincinnati
TE	John Doucette, Memphis
WR	Joshua Tinch, Louisville
WR	Damarcus Davis, Tulane

DEFENSE

DL	Matthew Bentley, Houston
DL	Kade Lane, Houston
DL	Ranorris Ray, TCU
DL	Guy Whimper, East Carolina
LB	Anthony Cannon, Tulane
LB	Chris Moore, East Carolina
DB	Julius Wainwright, UAB
DB	O.C. Collins, Memphis
DB	John Eubanks, Southern Miss
DB	Reicko Jones, East Carolina
DB	Sean Lucas, Tulane

SPECIAL TEAMS

PK	Stephen Gostkowski, Memphis
P	Chet Ervin, Cincinnati
KR	Broderick Clark, Louisville

2001

OFFENSE

QB	Gino Guidugli, Cincinnati
RB	Theron Dudley, UAB
RB	James Walley, Southern Miss
OL	Andy Galloway, UAB
OL	Drew Harmon, Memphis
OL	Jeremy Parquet, Southern Miss
OL	Myron Powe, Southern Miss
OL	Kyle Takavitz, Cincinnati
TE	Bobby Hoover, Tulane
WR	Chris Johnson, Southern Miss
WR	Darron White, Memphis

DEFENSE

DL	Jay Ashton, Tulane
DL	Andre Frazier, Cincinnati
DL	Bobby Leffew, Louisville
DL	Skylor Magee, Southern Miss
LB	Tra Boger, Tulane
LB	Brandon Spincer, Tulane
LB	Darrius Taylor, UAB
DB	Ronnie Gallishaw, Louisville
DB	Marvin Godbolt, TCU
DB	Doug Monaghan, Cincinnati
DB	Jermain Woodard, Houston

SPECIAL TEAMS

PK	Nick Hayes, UAB
P	James Gaither, Memphis
RS	Marvin Townes, East Carolina

2000

OFFENSE

QB	J.P. Losman, Tulane
RB	Jeremiah Bonds, Memphis
RB	Mewelde Moore, Tulane
OL	Brendon Drysdale, Tulane
OL	Jim Hicks, Southern Miss
OL	Al James, Houston
OL	Brian Rimpf, East Carolina
OL	Josh Shneyderov, Cincinnati
TE	Richard Owens, Louisville
WR	Kenneth Johnson, Southern Miss
WR	Roydell Williams, Tulane

DEFENSE

DL	Odene Brathwaite, Army
DL	Lonnie Crayton, Tulane
DL	Terrell Paul, Southern Miss
DL	Josh Tubbs, Houston
DL	Dewayne White, Louisville
LB	Rod Davis, Southern Miss
LB	Vonta Leach, East Carolina

LB	Coot Terry, Memphis
DB	Greg Brooks, Southern Miss
DB	Jason Brown, Memphis
DB	Lynaris Elpheage, Tulane
DB	Heard Robinson, Houston

SPECIAL TEAMS

K	Wade Tydlacka, Louisville
RS	Kenneth Johnson, Southern Miss

1999

OFFENSE

QB	Travis Anglin, Memphis
RB	P.J. Mays, Cincinnati
RB	Jeff "Sugar" Sanders, Memphis
OL	Jeremy Bridges, Southern Miss
OL	Trey Eyre, Memphis
OL	Josh Gardner, Cincinnati
OL	Zeb Landers, Southern Miss
OL	Torrin Tucker, Southern Miss
TE	Buck Miciotto, Southern Miss
WR	LaDaris Vann, Cincinnati
WR	Brandon Middleton, Houston

DEFENSE

DL	Derrick Adams, Cincinnati
DL	Floyd Dorsey, Tulane
DL	Michael Josiah, Louisville
DL	Chad Lee, Louisville
LB	Michael Brown, Louisville
LB	Jason Frazier, Army
LB	Joe Henley, Southern Miss
DB	Anthony Adams, East Carolina
DB	Quentin Brown, Tulane
DB	Ivan Fields, Houston
DB	Anthony Floyd, Louisville

SPECIAL TEAMS

K	Seth Marler, Tulane
K	Kevin Miller, East Carolina
P	Chris Sivori, Louisville

1998

OFFENSE

QB	David Garrard, East Carolina
RB	DeMarco McCleskey, Cincinnati
RB	Derrick Nix, Southern Miss
OL	Kirt Doolin, Cincinnati
OL	Artis Hicks, Memphis
OL	Corey Sewell, Tulane
OL	David Sherrod, Memphis
OL	Torie Tauli, Tulane
TE	Jonathan Pritchett, Houston
WR	Terrell Harris, Tulane
WR	Zander Robinson, Tulane

DEFENSE

DL	Andre Arnold, Memphis
DL	Ryan Brewer, Tulane
DL	Jeremy Griffith, Houston
DL	Ben Peining, Cincinnati
LB	Pernell Griffin, East Carolina
LB	Arthur Gissendanner, Houston
LB	Tony Stallings, Louisville
DB	Danny Adams, Cincinnati
DB	Idrees Bashir, Memphis
DB	Meldon Barnes, Tulane
DB	Jason Parker, Houston

SPECIAL TEAMS

PK	Ryan White, Memphis
P	Adam Wulfeck, Cincinnati
RS	Leif Penn, Houston



1997

OFFENSE

QB	Jason McKinley, Houston
RB	Toney Converse, Tulane
RB	Jamie Wilson, East Carolina
OL	James Bell, East Carolina
OL	Josh Lovelady, Houston
OL	Joe O'Shaughnessy, Louisville
OL	Bernard Robertson, Tulane
OL	Charles Caldwell, Tulane
TE	Reid Hedgepeth, Memphis
WR	Marcellus Harris, East Carolina
WR	Orlando Iglesias, Houston

DEFENSE

DL	Braxton Anderson, Louisville
DL	Marcus Bell, Memphis
DL	DeQuincy Scott, Southern Miss
DL	John Nix, Southern Miss
LB	Rashad Harris, Louisville
LB	Bud Herring, Louisville
LB	Kamal Shakir, Memphis
DB	DeJuan Gossett, Cincinnati
DB	Corey Jones, Tulane
DB	Warren St. Junious, Tulane
DB	Kendall Williams, Houston

SPECIAL TEAMS

PK	Jason Mammarelli, Cincinnati
RS	Marcellus Harris, East Carolina

1996

OFFENSE

QB	Chris Redman, Louisville
RB	Robert Cooper, Cincinnati
RB	Ketric Sanford, Houston
OL	Ken Biggs, Cincinnati
OL	Shederick Blackmon, Southern Miss
OL	Anthony Byrd, Louisville
OL	Tavares Middlebrooks, Memphis
OL	Truett Novosad, Houston
TE	Scott Regimbald, Houston
WR	Damien Dodson, Memphis
WR	Sherrod Gideon, Southern Miss

DEFENSE

DL	Mike Gantous, Louisville
DL	Derrick Kennedy, Louisville
DL	Mike Knepper, Houston
DL	Adalius Thomas, Southern Miss
LB	Micah Malone, Houston
LB	Caspor Stiles, Memphis
LB	Derrick Perry, Tulane
DB	Courtney Dinkins, Louisville
DB	Kevin Dukes, Tulane
DB	William Fields, Houston
DB	Mike McKenzie, Memphis

SPECIAL TEAM

SP	Jamie Purser, Southern Miss
RS	Ketric Sanford, Houston

PLAYERS OF THE WEEK

2003

OFFENSE

S2	Ricky Madison, TCU
S8	DeAngelo Williams, Memphis
S15	J.P. Losman, Tulane
S22	Kevin Kolb, Houston
S29	Richard Hall, Cincinnati
O6	Brandon Middleton, Houston

O13	Roddy White, UAB
O20	Marvin Townes, East Carolina
O27	Kevin Kolb, Houston
N3	DeAngelo Williams, Memphis
N10	Stefan LeFors, Louisville
N17	DeAngelo Williams, Memphis
N24	Dustin Almond, Southern Miss
D1	Anthony Evans, Houston

DEFENSE

S2	Lance Everson, Houston
S8	Etric Pruitt, Southern Miss
S15	Tra Boger, Tulane
S22	Trent Cole, Cincinnati
S29	Robert McCune, Louisville
O6	Michael Boley, Southern Miss
O13	Bo Schobel, TCU
O20	Kerry Rhodes, Louisville
	Will Hyden, Memphis
O27	Justin Whitmore, UAB
N3	J.R. Reed, USF
N10	Rod Davis, Southern Miss
N17	Joe Clay, Houston
N24	Wesley Smith, Memphis
D1	J.R. Reed, USF

SPECIAL TEAMS

S2	Fred Smith, Tulane
S8	Stephen Gostkowski, Memphis
S15	Marvin Young, Southern Miss
S22	Nick Browne, TCU
S29	Nick Browne, TCU
O6	John Eubanks, Southern Miss
O13	Nick Browne, TCU
O20	Nick Browne, TCU
O27	Luke Johnson, Southern Miss
N3	Jhun Cook, UAB
N10	Marvin Young, Southern Miss
N17	Nick Browne, TCU
N24	Nick Hayes, UAB
D1	Dustin Bell, Houston

2002

OFFENSE

S3	Gino Guidugli, Cincinnati
S9	Derrick Nix, Southern Miss
S16	Derrick Nix, Southern Miss
S23	DeAngelo Williams, Memphis
S30	Dave Ragone, Louisville
O7	Art Brown, East Carolina
O14	Darrell Hackney, UAB
O21	Tye Gunn, TCU
O28	Dave Ragone, Louisville
	J.P. Losman, Tulane
N4	Lonta Hobbs, TCU
N11	Joffrey Reynolds, Houston
N18	Darrell Hackney, UAB
N25	Mewelde Moore, Tulane
D2	Lonta Hobbs, TCU

DEFENSE

S3	Hanik Milligan, Houston
S9	Rod Davis, Southern Miss
S16	Kelly Hardy, East Carolina
S23	Blue Adams, Cincinnati
S30	Antwan Peek, Cincinnati
	Etric Pruitt, Southern Miss
O7	Chris Moore, East Carolina
O14	Dewayne White, Louisville
O21	Etric Pruitt, Southern Miss
O28	Thurman Pearson, UAB
N4	LaMarcus McDonald, TCU
N11	Andre Frazier, Cincinnati
N18	Chad Lee, Louisville
N25	Travis Heath, East Carolina
D2	Antwan Peek, Cincinnati

SPECIAL TEAMS

S3	Nick Browne, TCU
S9	Lynaris Elpheage, Tulane
S16	Dustin Bell, Houston
S23	Damien Dorsey, Louisville
S30	Nathan Smith, Louisville
O7	LaTarence Dunbar, TCU
O14	Seth Marler, Tulane
O21	Mark Haulman, Southern Miss
O28	Damien Dorsey, Louisville
N4	Nick Browne, TCU
N11	Broderick Clark, Louisville
N18	Christshawn Gilliam, East Carolina
N25	Seth Marler, Tulane
D2	Dustin Bell, Houston

2001

OFFENSE

S4	Dave Ragone, Louisville
S10	Gino Guidugli, Cincinnati
S24	Jeff Aaron, UAB
O1	Corey Connally, TCU
O8	Mewelde Moore, Tulane
O15	Dante Brown, Memphis
	Patrick Ramsey, Tulane
O22	Sean Stilley, TCU
O29	C.J. Young, Army
N5	Dave Ragone, Louisville
N12	Leonard Henry, East Carolina
N19	Deion Branch, Louisville
N26	Jon Olinger, Cincinnati
D3	Ardell Daniels, Army
	Gino Guidugli, Cincinnati

DEFENSE

S4	Pernell Griffin, East Carolina
S10	Charlie Owens, TCU
S24	Greg LeFever, East Carolina
O1	Charlie Owens, TCU
O8	Derrick Ballard, Memphis
O15	Wesley Heath, Tulane
O22	Antwan Peek, Cincinnati
O29	Michael Brown, Louisville
N5	Dewayne White, Louisville
N12	Christshawn Gilliam, East Carolina
N19	Dewayne White, Louisville
N26	LaMarcus McDonald, TCU
D3	Antwan Peek, Cincinnati

SPECIAL TEAMS

S4	Nick Browne, TCU
S10	Marvin Townes, East Carolina
S24	Rhett Gallego, UAB
O1	Mark Haulman, Southern Miss
O8	Adam Wulfek, Cincinnati
O15	Antwan Peek, Cincinnati
O22	Kevin Miller, East Carolina
O29	Wade Tydlacka, Louisville
N5	Jonathan Ruffin, Cincinnati
N12	Anthony Floyd, Louisville
N19	Zek Parker, Louisville
N26	Nick Browne, TCU
D3	Omari Thompson, Army

2000

OFFENSE

S5	Tony Stallings, Louisville
S11	Brandon Middleton, Houston
S18	Joffrey Reynolds, Houston
S25	Patrick Ramsey, Tulane
O2	Mewelde Moore, Tulane
O9	Dave Ragone, Louisville
O16	Leonard Henry, East Carolina
O23	Michael Wallace, Army
O30	Dave Ragone, Louisville
N6	Dave Ragone, Louisville

N13	Patrick Ramsey, Tulane
N20	Patrick Ramsey, Tulane

DEFENSE

S5	Kelly Hardy, East Carolina
S11	Troy Evans, Cincinnati
S18	Ray Walls, Southern Miss
S25	Idrees Bashir, Memphis
O2	Leo Barnes, Southern Miss
O9	Kamal Shakir, Memphis
O16	Rashad Harris, Louisville
O23	Wayne Rogers, Houston
O30	Roy Magee, Southern Miss
	Wayne Rogers, Houston
N6	Anthony Floyd, Louisville
N13	Ivan Fields, Cincinnati
N20	Gerry Ruff, Cincinnati

SPECIAL TEAMS

S5	Jonathan Ruffin, Cincinnati
S11	Jason Mammarelli, Cincinnati
S18	Ryan White, Memphis
S25	Casey Roussel, Tulane
	Rhett Gallego, UAB
O2	Rhett Gallego, UAB
O9	Roxie Shelvin, Tulane
O16	Mark Haulman, Southern Miss
O23	Kevin Miller, East Carolina
O30	Rhett Gallego, UAB
N6	Omari Thompson, Army
N13	Keith Stokes, East Carolina
N20	Jonathan Ruffin, Cincinnati

1999

OFFENSE

S7	Chris Redman, Louisville
S13	Patrick Ramsey, Tulane
S20	Patrick Ramsey, Tulane
S27	David Garrard, East Carolina
O4	David Garrard, East Carolina
O11	Michael Wallace, Army
O18	Ketric Sanford, Houston
O25	Lavell Boyd, Louisville
N1	Robert Cooper, Cincinnati
N8	Ketric Sanford, Houston
N15	Jason McKinley, Houston
N22	David Garrard, East Carolina

DEFENSE

S7	Mike James, Houston
S13	Forrest Foster, East Carolina
S20	Eddie Johnson, Cincinnati
S27	T.J. Slaughter, Southern Miss
O4	Pernell Griffin, East Carolina
O11	Leo Barnes, Southern Miss
O18	Leo Barnes, Southern Miss
	Wayne Rogers, Houston
O25	Adalius Thomas, Southern Miss
N1	Anthony Adams, East Carolina
N8	Rodregis Brooks, UAB
N15	Marcus Bell, Memphis
N22	Ty Trahan, Southern Miss

SPECIAL TEAMS

S7	Kevin Miller, East Carolina
S13	Roy Magee, Southern Miss
S20	Andrew Bayes, East Carolina
S27	Ryan White, Memphis
O4	Kevin Miller, East Carolina
O11	Ryan White, Memphis
O18	Seth Marler, Tulane
O25	Andrew Bayes, East Carolina
N1	Ryan White, Memphis
N8	Jake Arias, UAB
N15	Keith Stokes, East Carolina
N22	Brent Hanna, Southern Miss

1998

OFFENSE

S7	P.J. Franklin, Tulane
S14	Shaun King, Tulane
S21	Leroy Collins, Louisville
S28	Chris Redman, Louisville
O5	Chris Redman, Louisville
O12	Derrick Nix, Southern Miss
O19	Chris Redman, Louisville
O26	Shaun King, Tulane
N2	Leroy Collins, Louisville
N9	Shaun King, Tulane
N16	Chris Redman, Louisville
N23	David Garrard, East Carolina

DEFENSE

S7	Brett Timmons, Tulane
S14	Nate Hunterton, Army
S21	Kenny Dale Rowland, Army
S28	Ty Trahan, Southern Miss
O5	Alphonso Roundtree, Tulane
O12	Lyle Weaver, Army
O19	Shawn Ferguson, Cincinnati
O26	Ty Trahan, Southern Miss
N2	David Williams, Houston
N9	Jeff Kerr, East Carolina
N16	T.J. Slaughter, Southern Miss
N23	Meldon Barnes, Tulane

SPECIAL TEAMS

S7	Arthur Gissendanner, Houston
S14	Graham White, Army
S21	Eric Olsen, Army
S28	Zek Parker, Louisville
O5	Graham White, Army
O12	Brandon Francis, Southern Miss
O19	Ryan White, Memphis
O26	Mike Smith, Houston
N2	Louis Hampton, Houston
N9	Brad Palazzo, Tulane
N16	John Wilson, Tulane
N23	Jamie Purser, Southern Miss

1997

OFFENSE

S1	Chad Plummer, Cincinnati
S8	Shaun King, Tulane
S15	Ibn Green, Louisville
S22	Lee Roberts, Southern Miss
S29	Orlando Iglesias, Houston
O6	Jajuan Dawson, Tulane
O13	Shaun King, Tulane
O20	Shaun King, Tulane
O27	Jason McKinley, Houston
N3	Frank Moreau, Louisville
N10	Dan Gonzalez, East Carolina
N17	Dan Gonzalez, East Carolina
N24	Harold Shaw, Southern Miss

DEFENSE

S1	Patrick Surtain, Southern Miss
S8	Jamaal Alexander, Southern Miss
S15	Roderick Coleman, East Carolina
S22	Cincinnati Team
S29	Artrell Hawkins, Cincinnati
O6	Tinker Keck Cincinnati
O13	Adalius Thomas, Southern Miss
O20	Marchant Kenney, Southern Miss
O27	Vaughn Washington, Houston
N3	Phillip Curry, Cincinnati
N10	Dwight Henry, East Carolina
N17	Keaton Cromartie, Tulane
N24	Jeff Kerr, East Carolina
N24	Michael Jordan, Tulane

SPECIAL TEAMS

S1	Drew Pairamore, Memphis
S8	Andrew Bayes, East Carolina
S15	Arnold Jackson, Louisville
S22	Brad Hill, Tulane
S29	Doug Johnson, Cincinnati
O6	Tinker Keck, Cincinnati
O13	Brad Palazzo, Tulane
O20	Sebastian Villarreal, Houston
O27	Tinker Keck, Cincinnati
N3	Brad Palazzo, Tulane
N10	Tinker Keck, Cincinnati
N17	Don Haselwood, Memphis
N24	P.J. Franklin, Tulane

1996

OFFENSE

S2	Jerald Sowell, Tulane
S9	Chad Plummer, Cincinnati
S16	Antowain Smith, Houston
S23	Chris Redman, Louisville
S30	Daryl Royal, Cincinnati
O7	Antowain Smith, Houston
O14	Lee Roberts, Southern Miss
O21	Chad Plummer, Cincinnati
O28	Robert Cooper, Cincinnati
N4	Sherrrod Gideon, Southern Miss
N11	Antowain Smith, Houston
N18	Chuck Clements, Houston
N25	Jerald Sowell, Tulane

DEFENSE

S2	Cedric Walthaw, Southern Miss
S9	Phillip Curry, Cincinnati
S16	Richard Hogans, Memphis
S23	Tony Williams, Memphis
S30	Jeff Posey, Southern Miss
O7	Louis Hampton, Houston
O14	Keith Spann, Memphis
O21	Patrick Surtain, Southern Miss
O28	Richard Hogans, Memphis
N4	Marchant Kenney, Southern Miss
N11	Derrick Singleton, Tulane
N18	Leland Taylor, Louisville
N25	Tony Williams, Memphis
N25	Houston Defense
N25	Chris Hewitt, Cincinnati

SPECIAL TEAMS

S2	Tony Esters, Louisville
S9	Jeremy Borseth, Louisville
S16	Kendrick Lee, Southern Miss
S23	Drew Pairamore, Memphis
S30	Eric Richards, Cincinnati
O7	Ted Lane, Memphis
O14	David Akers, Louisville
O21	Steve Smith, Cincinnati
O28	Jeff Liggon, Tulane
N4	Sebastian Villarreal, Houston
N11	Kevin Cobb, Memphis
N18	Eric Richards, Cincinnati
N25	Robert Tate, Cincinnati

1995

OFFENSE

S4	Robert Tate, Cincinnati
S11	Heath Graham, Southern Miss
S18	Jamaican Darte, Tulane
S25	Charles West, Houston
O2	Marty Lowe, Louisville
O9	Chuck Clements, Houston
O16	Joe Borich, Memphis
O23	Antowain Smith, Houston
O30	Robert Tate, Cincinnati
N6	Marty Lowe, Louisville
N13	Shaun King, Tulane
N20	Miguel Montano, Louisville

DEFENSE

S4	Derrick Singleton, Tulane
S11	Alan Campos, Louisville
S18	Brad Jackson, Cincinnati
S25	Cedric Walthaw, Southern Miss
O2	Sam Garnes, Cincinnati
O9	Derrick Singleton, Tulane
O16	Jerome Woods, Memphis
O23	Muhammed El-Mubarak, Cincinnati
O30	Richard Hogans, Memphis
N6	Cedric Anderson, Tulane
N13	Richard Hogans, Memphis
N20	Brad Jackson, Cincinnati

SPECIAL TEAMS

S4	Fred Brock, Southern Miss
S11	Chris Pierce, Southern Miss
S18	Chris Pierce, Southern Miss
S25	Eric Richards, Cincinnati
O2	Kendrick Hall, Southern Miss
O9	Eric Richards, Cincinnati
O16	Chris Pierce, Southern Miss
O30	Brad Hill, Tulane
N6	David Akers, Louisville
N13	Robbie Wheeler, Houston
N20	Robert Tate, Cincinnati

ALL-AMERICANS

2003

VERIZON/COSIDA ACADEMIC

First Team

K	Nick Browne, TCU
---	------------------

AP

Second Team

DE	Bo Schobel, TCU
K	Nick Browne, TCU

Third Team

LB	Rod Davis, Southern Miss
----	--------------------------

COLLEGEFOOTBALLNEWS.COM

Second Team

LB	Michael Boley, Southern Miss
----	------------------------------

Third Team

DE	Bo Schobel, TCU
LB	Rod Davis, Southern Miss
K	Nick Browne, TCU

Honorable Mention

KR	John Eubanks, Southern Miss
PR	Marvin Young, Southern Miss

FWAA

First Team

K	Nick Browne, TCU
---	------------------

RIVALS.COM FRESHMAN

First Team

DE	Jermaine McElveen, UAB
----	------------------------

SCRIPPS/FWAA FRESHMAN

First Team

RB	Robert Merrill, TCU
----	---------------------

SI.COM

Honorable Mention

WR	Brandon Middleton, Houston
DE	Bo Schobel, TCU
LB	Rod Davis, Southern Miss
LB	Chris Moore, East Carolina
S	J.R. Reed, USF
K	Nick Browne, TCU

SPORTING NEWS

Second Team

LB	Rod Davis, Southern Miss
K	Nick Browne, TCU

SPORTING NEWS FRESHMAN

Second Team

RB	Robert Merrill, TCU
----	---------------------

Third Team

QB	Kevin Kolb, Houston
LB	Stephen Nicholas, USF
K	Darren McCaleb, Southern Miss

WALTER CAMP

First Team

K	Nick Browne, TCU
---	------------------

2002

VERIZON/COSIDA ACADEMIC

First Team

Nick Browne, TCU

AP

Second Team

LB	LaMarcus McDonald, TCU
----	------------------------

Third Team

LB	Rod Davis, Southern Miss
----	--------------------------

CNN/SI

Second Team

DB	Etric Pruitt, Southern Miss
DB	Lynaris Elpheage, Tulane

Honorable Mention

RB	Joffrey Reynolds, Houston
OL	Brian Rimpf, East Carolina
LB	Rod Davis, Southern Miss
LB	LaMarcus McDonald, TCU
K	Nick Browne, TCU
KR	Broderick Clark, Louisville

COLLEGE FOOTBALL NEWS.COM

First Team

Rod Davis, Southern Miss
LaMarcus McDonald, TCU

Second Team

Etric Pruitt, Southern Miss
Lynaris Elpheage, Tulane
Broderick Clark, Louisville

Honorable Mention

Nick Browne, TCU
Jarad Preston, East Carolina
LaTarence Dunbar, TCU
Aris Comeaux, Army
Damien Dorsey, Louisville

SPORTING NEWS

Third Team

Rod Davis, Southern Miss

Fourth Team

LaMarcus McDonald, TCU
Etric Pruitt, Southern Miss
Nick Browne, TCU

SPORTING NEWS FRESHMAN

First Team

Broderick Clark, Louisville

Second Team

Anthony Cannon, Tulane

Third Team

Chris McGee, Tulane
Cheris Moore, East Carolina



ALL-TIME HONORS

Fourth Team
Lonta Hobbs, TCU
O.C. Collins, Memphis

2001
VERIZON/COSIDA ACADEMIC
First Team
Brandon Perdue, Army

COLLEGE FOOTBALL NEWS.COM
First Team
Seth Marler, Tulane

Second Team
Leonard Henry, East Carolina
Dewayne White, Louisville
Bryan Thomas, UAB

Honorable Mention
Dave Ragone, Louisville
Mewelde Moore, Tulane
Deion Branch, Louisville

FOOTBALL NEWS
Third Team
Leonard Henry, East Carolina
Dewayne White, Louisville
Seth Marler, Tulane

Honorable Mention
Mewelde Moore, Tulane
Deion Branch, Louisville
Bryan Thomas, UAB
Pernell Griffin, East Carolina
Chad Williams, Southern Miss
Dan MacElroy, Army
Adam Wulfeck, Cincinnati

FWAA
First Team
Seth Marler, Tulane

SPORTING NEWS
Third Team
Deion Branch, Louisville
Leonard Henry, East Carolina
Dewayne White, Louisville

FOURTH TEAM
Rod Davis, Southern Miss
Pernell Griffin, East Carolina
Seth Marler, Tulane

SPORTING NEWS FRESHMAN
First Team
Bobby Hoover, Tulane
Bobby Leffew, Louisville

Second Team
Doug Monaghan, Cincinnati
Marvin Godbolt, TCU

Third Team
Skylor Magee, Southern Miss
Jermain Woodard, Houston
James Gaither, Memphis

Fourth Team
Gino Guidugli, Cincinnati

2000
VERIZON ACADEMIC
All-District
Jeff Kelly, Southern Miss
Deontey Kenner, Cincinnati
Scott McReady, USF
Curtis Fuller, TCU
Brandon Perdue, Army

Second-Team All-America
Jeff Kelly, Southern Miss

CONSENSUS
Jonathan Ruffin, Cincinnati

ASSOCIATED PRESS
First Team
Jonathan Ruffin, Cincinnati

Second Team
Anthony Floyd, Louisville

Third Team
Cedric Scott, Southern Miss

BCSFOOTBALL.COM
First Team
Jonathan Ruffin, Cincinnati

CNN/SI.COM
First Team
Jonathan Ruffin, Cincinnati

COLLEGE FOOTBALL NEWS.COM
First Team
Jonathan Ruffin, Cincinnati
Third Team
Wayne Rogers, Houston

FOOTBALL NEWS
Second Team
Sherwin Lacewell, East Carolina
Anthony Floyd, Louisville
Leo Barnes, Southern Miss
Third Team
Bernard Robertson, Tulane
Cedric Scott, Southern Miss
Wayne Rogers, Houston

FWAA
First Team
Jonathan Ruffin, Cincinnati

SPORTING NEWS
First Team
Jonathan Ruffin, Cincinnati
Third Team
Zek Parker, Louisville
Casey Roussel, Tulane

WALTER CAMP
First Team
Jonathan Ruffin, Cincinnati
Anthony Floyd, Louisville

FOOTBALL NEWS FRESHMAN
ALL-AMERICAN
First Team
Mewelde Moore, Tulane

SPORTING NEWS FRESHMAN
ALL-AMERICAN
Second Team
Mewelde Moore, Tulane
Rod Davis, Southern Miss
Third Team
Dewayne White, Louisville

1999
CONSENSUS
Andrew Bayes, East Carolina

AFCA
First Team
Andrew Bayes, East Carolina
Ibn Green, Louisville

ASSOCIATED PRESS
Second Team
Adalius Thomas, Southern Miss
Rodregis Brooks, UAB
Andrew Bayes, East Carolina

BCS ONLINE
Second Team
Adalius Thomas, Southern Miss
Rodregis Brooks, UAB
Andrew Bayes, East Carolina

CBS SPORTSLINE
Second Team
Adalius Thomas, Southern Miss
Rodregis Brooks, UAB

FOOTBALL NEWS
Third Team
Ibn Green, Louisville
Adalius Thomas, Southern Miss
Rodregis Brooks, UAB
Honorable Mention
Chris Redman, Louisville
Frank Moreau, Louisville
Ketrick Sanford, Houston
Arnold Jackson, Louisville
Todd Pinkston, Southern Miss
Greg Brown, Houston
Jeff Kerr, East Carolina
T.J. Slaughter, Southern Miss
Andrew Bayes, East Carolina

FWAA
First Team
Andrew Bayes, East Carolina

SPORTS RAMPAGE.COM
First Team
Adalius Thomas, Southern Miss
Rodregis Brooks, UAB
Andrew Bayes, East Carolina
Second Team
T.J. Slaughter, Southern Miss
Pernell Griffin, East Carolina

SPORTING NEWS
Second Team
Ibn Green, Louisville
Adalius Thomas, Southern Miss
Andrew Bayes, East Carolina
Third Team
Jeff Kerr, East Carolina

SPORTS RAMPAGE.COM
National Defensive Player
of the Year
Adalius Thomas, Southern Miss

WALTER CAMP
First Team
Andrew Bayes, East Carolina

GTE ACADEMIC ALL-AMERICAN
Second Team
Shaun Castillo, Army

1998

ASSOCIATED PRESS
Third Team
Ibn Green, Louisville
Adalius Thomas, Southern Miss

FOOTBALL NEWS
Second Team
Ibn Green, Louisville
Third Team
Shaun King, Tulane
Adalius Thomas, Southern Miss

Honorable Mention
Chris Redman, Louisville
Leroy Collins, Louisville
Derrick Nix, Southern Miss
Sherrod Gideon, Southern Miss
P.J. Franklin, Tulane
Ryan White, Memphis
Louis Hampton, Houston
Mike McKenzie, Memphis
Kenny Dale Rowland, Army
Andrew Bayes, East Carolina
Graham White, Army

SPORTING NEWS
Second Team
Ibn Green, Louisville

COLLEGE SPORTS NEWS
First Team
Ibn Green, Louisville
Second Team
Shaun King, Tulane
Third Team
Adalius Thomas, Southern Miss
Honorable Mention
Chris Redman, Louisville
Leroy Collins, Louisville
Derrick Nix, Southern Miss
Ketrick Sanford, Houston
P.J. Franklin, Tulane
Sherrod Gideon, Southern Miss
Arnold Jackson, Louisville
Jerrian James, Houston
Buck Collins, East Carolina
Henry McClendon, Southern Miss
Danny Moore, East Carolina
Rick Nord, Louisville
Brian Uhl, Cincinnati
Ryan White, Memphis
Roderick Coleman, East Carolina
Ty Trahan, Southern Miss
Michael Jordan, Tulane
Mike McKenzie, Memphis
Antonio Roundtree, Louisville
Kenny Dale Rowland, Army
Graham White, Army

SPORTING NEWS FRESHMAN
ALL-AMERICAN
First Team
Derrick Nix, Southern Miss
Ryan White, Memphis
Second Team
Pernell Griffin, East Carolina
Third Team
Artis Hicks, Memphis
Corey Sewell, Tulane
Danny Adams, Cincinnati

FOOTBALL NEWS FRESHMAN
ALL-AMERICAN
First Team
Ryan White, Memphis
Corey Sewell, Tulane
Pernell Griffin, East Carolina

1997

ASSOCIATED PRESS
Second Team
Ben Fricke, Houston
Third Team
Brad Palazzo, Tulane
Patrick Surtain, Southern Miss

FOOTBALL WRITERS ASSOC. OF AMERICA
First Team
Ben Fricke, Houston



SPORTING NEWS

Second Team

Ben Fricke, Houston
Patrick Surtain, Southern Miss
Third Team
Brad Jackson, Cincinnati
Brad Palazzo, Tulane

FOOTBALL NEWS

Second Team

Patrick Surtain, Southern Miss
Third Team
Jason Fabini, Cincinnati
Brad Jackson, Cincinnati
Brad Palazzo, Tulane
Honorable Mention
Marquis Bowling, Memphis
JaJuan Dawson, Tulane
Ben Fricke, Houston
Kendrick Gholston, Louisville
Ibn Green, Louisville
Dwight Henry, East Carolina
Brad Hill, Tulane
Tinker Keck, Cincinnati
Danny Moore, East Carolina
Sebastian Villarreal, Houston

SPORTING NEWS FRESHMAN ALL-AMERICAN

First Team

John Nix, Southern Miss
Kamal Shakir, Memphis
Second Team
Orlando Iglesias, Houston

GTE/COSIDA ACADEMIC ALL-AMERICAN

First Team

Jeremy Lindley, Southern Miss
John Kobalka, Cincinnati

NACDA SCHOLAR-ATHLETE

Jeremy Lindley, Southern Miss

1996

ASSOCIATED PRESS

Third Team

Sam Madison, Louisville
Tyrus McCloud, Louisville

FOOTBALL NEWS

First Team

Sam Madison, Louisville
Second Team
Tyrus McCloud, Louisville
Third Team
Marchant Kenney, Southern Miss
Honorable Mention
Antowain Smith, Houston

SPORTING NEWS

Second Team

Tyrus McCloud, Louisville

SPORTING NEWS FRESHMAN ALL-AMERICA TEAM

Adalius Thomas, Southern Miss

COLLEGE FOOTBALL CHRONICLE

UNsung HERO ALL-AMERICA TEAM

Karr Shannon, Southern Miss

POSTSEASON ALL-STARS

2003

BLUE GRAY ALL-STAR CLASSIC

Damene Duckett, East Carolina
Vonta Leach, East Carolina
Ronnie Ghent, Louisville
Josh Minkins, Louisville
Richard Owens, Louisville
DeJuan Green, USF
Maurice Jones, USF
Huey Whittaker, USF

EAST-WEST SHRINE

Ryan Kent, Army
Etric Pruitt, Southern Miss
Bo Schobel, TCU

HULA BOWL

Rex Hadnot, Houston
Maurice Jones, USF
Nick Browne, TCU

LAS VEGAS ALL-AMERICAN CLASSIC

Rex Hadnot, Houston

THE VILLAGES GRIDIRON CLASSIC

Ronnie Ghent, Louisville
Maurice Jones, USF
J.R. Reed, USF
Ronald Jones, Southern Miss
Robert Pollard, TCU
Chad Pugh, TCU

SENIOR BOWL

Brian Rimpf, East Carolina
Ronnie Ghent, Louisville
Greg Brooks, Southern Miss
Rod Davis, Southern Miss
Etric Pruitt, Southern Miss
J.P. Losman, Tulane
Mewelde Moore, Tulane

2002

EAST-WEST SHRINE

Clarence Holmes, Army
Hanik Milligan, Houston
Jason Goss, TCU

HULA BOWL

Aaron Burger, Army
Joe Gerda, Memphis
Chris Brown, UAB
Willie Quinnie, UAB

PARADISE BOWL

DeMarco McCleskey, RB, Cincinnati
Joffrey Reynolds, RB, Houston
Jesse Sowell, DB, Houston
Rufus Williams, OL, Houston
Jason Goss, CB, TCU

ROTARY GRIDIRON

Blue Adams, Cincinnati
Kirt Doolin, Cincinnati
DeMarco McCleskey, Cincinnati
Jonathan Ruffin, Cincinnati
Kelly Hardy, East Carolina
Curry Burns, Louisville
Jeremy Bridges, Southern Miss
Jasin Jimenez, Southern Miss
Adrian Madise, TCU

SENIOR BOWL

Dave Ragone, Louisville
Jeremy Bridges, Southern Miss
Torrin Tucker, Southern Miss
LaMarcus McDonald, TCU
Chris Brown, UAB

2001

BLUE-GRAY

Dan MacElroy, Army
Marcus Smith, Memphis
Ryan White, Memphis
Roy Magee, Southern Miss
Terrell Harris, Tulane
Patrick Ramsey, Tulane
Casey Roussel, Tulane
Marlon Bush, UAB
Jegil Dugger, UAB
Rod Taylor, UAB

EAST-WEST SHRINE

Clint Dodson, Army
Pernell Griffin, East Carolina
Zek Parker, Louisville
Artis Hicks, Memphis
Charlie Owens, TCU
Matt Schobel, TCU

HULA BOWL

Leonard Henry, East Carolina

ROTARY GRIDIRON

Orlando Iglesias, Houston
Hamin Milligan, Houston
Victor Payne, TCU

SENIOR BOWL

David Garrard, East Carolina
Deion Branch, Louisville
Patrick Ramsey, Tulane
Casey Roussel, Tulane
Eddie Freeman, UAB
Bryan Thomas, UAB

2000

BLUE-GRAY

Jason McKinley, Houston
Marcus Bell, Memphis
Kamal Shakir, Memphis
Michael Stone, Memphis
Daleroy Stewart, Southern Miss
Noel Ellis, Tulane
Otis Leverette, UAB
Undrae Crosby, UAB
Carl Fair, UAB

HULA BOWL

Lyle Weaver, Army
Keith Stokes, East Carolina
Sherwin Lacewell, East Carolina
Jason McKinley, Houston
Donovan Arp, Louisville
Rashad Holman, Louisville
Arnold Jackson, Louisville

EAST/WEST SHRINE GAME

Mario Monds, Cincinnati
Wayne Rogers, Houston
Leo Barnes, Southern Miss

TYCO GRIDIRON CLASSIC

Deontey Kenner, Cincinnati
Rashad Holman, Louisville
Arnold Jackson, Louisville
Jason Padgett, Louisville
Kamal Shakir, Memphis
Daleroy Stewart, Southern Miss
Tim Carter, Tulane
Noel Ellis, Tulane

SENIOR BOWL

Cedric Scott, Southern Miss
Raymond Walls, Southern Miss
Bernard Robertson, Tulane

1999

BLUE-GRAY

Jake Arians, UAB
JaJuan Dawson, Tulane
Damien Dodson, Memphis
Mike Green, Houston
Tinker Keck, Cincinnati
Adisa King, Army
Kris Neal, UAB
Tim Seymour, Memphis
Graham White, Army

SENIOR BOWL

Andrew Bayes, East Carolina
Anthony Byrd, Louisville

Sherrod Gideon, Southern Miss
Ibn Green, Louisville
Terrance Parrish, Southern Miss
Todd Pinkston, Southern Miss
Chris Redman, Louisville
T.J. Slaughter, Southern Miss
Adalius Thomas, Southern Miss

EAST-WEST SHRINE GAME

Greg Brown, Houston
Sherrod Gideon, Southern Miss
Ibn Green, Louisville
Jeff Kerr, East Carolina
Adalius Thomas, Southern Miss

HULA BOWL

Adriano Belli, Houston
Scott Kozak, Army

1998

BLUE-GRAY

Wilbert Brown, Houston
Buck Collins, East Carolina
Troy Smith, East Carolina

SENIOR BOWL

Shaun King, Tulane
Brad Palazzo, Tulane
Roderick Coleman, East Carolina

HULA BOWL

Brian Connelly, Army
Troy Smith, East Carolina

EAST-WEST SHRINE BOWL

Roderick Coleman, East Carolina
DeShone Mallard, Southern Miss
Rick Nord, Louisville

ALL-STAR GRIDIRON CLASSIC

Kenny Dale Rowland, Army

1997

BLUE-GRAY

Dan Gonzalez, East Carolina
Terry Rice-Lockett, Louisville
Leonta Rheams, Houston
Derrick Singleton, Tulane

SENIOR BOWL

Artrell Hawkins, Cincinnati
Derrick Ransom, Cincinnati
Larry Shannon, East Carolina
Patrick Surtain, Southern Miss

HULA BOWL

Mike Parker, Houston

EAST-WEST SHRINE BOWL

Jason Fabini, Cincinnati

1996

BLUE-GRAY GAME

Chris Hewitt, Cincinnati
Marvin Thomas, Memphis
Ken Newton, Memphis
Daryl Terrell, Southern Miss
Jerald Sowell, Tulane

SENIOR BOWL

Robert Tate, Cincinnati
Antowain Smith, Houston
Marcus Spriggs, Houston
Tyrus McCloud, Louisville
Marvin Thomas, Memphis
Johnny Lomoro, Southern Miss
Jerald Sowell, Tulane

EAST-WEST SHRINE GAME

Daryl Terrell, Southern Miss
Sam Madison, Louisville
Tyrus McCloud, Louisville

ALL-TIME TEAM vs. TEAM



2004 FOOTBALL

ARMY VS. CINCINNATI

(Cincinnati leads 3-2-0)

2003	at Cincinnati 33, Army 29
2001	Cincinnati 24 at Army 21
2000	at Cincinnati 23 Army 17
1998	at Army 37 Cincinnati 20
1963	at Army 22 Cincinnati 0

ARMY VS. EAST CAROLINA

(East Carolina leads 7-0-0)

2003	East Carolina 38 at Army 32
2002	at East Carolina 59 Army 24
2001	East Carolina 49 at Army 26
2000	at East Carolina 42 Army 21
1999	East Carolina 33 at Army 14
1998	at East Carolina 30 Army 25
1995	at East Carolina 31 Army 25

ARMY VS. HOUSTON

(Houston leads 4-2-0)

2003	Houston 34 at Army 14
2002	at Houston 56 Army 42
2001	at Army 28 Houston 14
2000	at Houston 31 Army 30
1999	Houston 26 at Army 14
1998	Army 38 at Houston 28

ARMY VS. LOUISVILLE

(Louisville leads 5-3-0)

2003	at Louisville 34 Army 10
2002	Louisville 45 at Army 14
2000	at Louisville 38 Army 17
1999	at Army 59 Louisville 52 (2 ot)
1998	at Louisville 35 Army 23
1994	Army 30 at Louisville 29
1991	Army 37 at Louisville 12
1983	at Louisville 31 Army 7

ARMY VS. MEMPHIS

(Memphis leads 4-1-0)

2002	at Memphis 38 Army 10
2001	at Memphis 42 Army 10
2000	Memphis 26 at Army 16
1999	at Memphis 14 Army 10
1985	at Army 49 Memphis 7

ARMY VS. SOUTHERN MISS

(Southern Miss leads 3-0-0)

2002	Southern Miss 27 at Army 6
1999	at Southern Miss 24 Army 0
1998	at Southern Miss 37 Army 13

ARMY VS. TCU

(TCU leads 3-0-0)

2003	at TCU 27 Army 0
2002	TCU 46 at Army 27
2001	at TCU 38 Army 20

ARMY VS. TULANE

(Tulane leads 6-5-1)

2003	Tulane 50 at Army 33
2002	Army 14 at Tulane 10

2001	at Army 42 Tulane 35
2000	at Army 21 Tulane 17
1999	at Tulane 48 at Army 28
1998	Tulane 49 at Army 35
1997	at Tulane 41 Army 0
1996	Army 34 Tulane 10
1976	Tulane 23 Army 10
1974	Tulane 31 at Army 14
1957	at Army 20 Tulane 14
1953	at Tulane 0 Army 0

ARMY VS. UAB

(UAB leads 4-0-0)

2003	at UAB 24 Army 9
2002	UAB 29 at Army 26
2001	at UAB 55 Army 3
2000	UAB 27 at Army 7

ARMY VS. USF

(USF leads 1-0-0)

2003	USF 28 at Army 0
------	------------------

CINCINNATI VS. EAST CAROLINA

(East Carolina leads 12-4-0)

2003	at Cincinnati 40 East Carolina 3
2002	Cincinnati 42 at East Carolina 26
2001	East Carolina 28 at Cincinnati 26
1999	at East Carolina 48 Cincinnati 34
1998	East Carolina 24 at Cincinnati 21
1997	at East Carolina 14 Cincinnati 7
1995	at Cincinnati 13 East Carolina 10
1994	at East Carolina 35 Cincinnati 21
1993	at Cincinnati 34 East Carolina 14
1992	at East Carolina 42 Cincinnati 21
1991	East Carolina 30 at Cincinnati 19
1990	at East Carolina 56 Cincinnati 32
1989	East Carolina 21 at Cincinnati 14
1988	East Carolina 49 at Cincinnati 14
1987	at East Carolina 56 Cincinnati 28
1986	at East Carolina 32 Cincinnati 19

CINCINNATI VS. HOUSTON

(Houston leads 13-8-0)

2002	at Cincinnati 47 Houston 14
2001	Cincinnati 29 at Houston 28
2000	at Cincinnati 48 Houston 31
1999	at Houston 23 Cincinnati 20
1998	at Cincinnati 44 Houston 43
1997	at Houston 41 Cincinnati 38 (ot)
1996	at Cincinnati 31 Houston 20
1993	Cincinnati 41 at Houston 17
1975	at Cincinnati 28 Houston 23
1974	at Houston 27 Cincinnati 6
1972	at Houston 49 Cincinnati 0
1971	Houston 12 at Cincinnati 3
1968	at Houston 71 Cincinnati 33
1965	at Houston 21 Cincinnati 6
1964	Cincinnati 20 at Houston 6
1962	at Houston 42 Cincinnati 14
1961	Houston 13 at Cincinnati 7
1960	at Houston 14 Cincinnati 0
1959	at Houston 13 Cincinnati 12

1958	Houston 34 at Cincinnati 13
1957	Houston 7 at Cincinnati 0

CINCINNATI VS. LOUISVILLE

(Cincinnati leads 26-16-1)

2003	Louisville 43 at Cincinnati 40
2002	Cincinnati 24 at Louisville 14
2001	Louisville 28 at Cincinnati 13
2000	at Louisville 38 Cincinnati 24
1999	Louisville 23 at Cincinnati 13
1998	at Louisville 62 Cincinnati 19
1997	at Cincinnati 28 Louisville 9
1996	Cincinnati 10 at Louisville 7
1992	Louisville 27 at Cincinnati 17
1991	Cincinnati 30 at Louisville 7
1990	Louisville 41 at Cincinnati 16
1989	at Louisville 37 Cincinnati 17
1988	Louisville 21 at Cincinnati 6
1987	Cincinnati 25 at Louisville 0
1986	at Cincinnati 24 Louisville 17
1985	Cincinnati 31 at Louisville 9
1984	at Cincinnati 40 Louisville 21
1983	at Louisville 31 Cincinnati 23
1982	at Cincinnati 38 Louisville 16
1981	at Cincinnati 24 Louisville 0
1980	at Louisville 20 Cincinnati 0
1979	at Louisville 22 Cincinnati 19
1978	Louisville 28 at Cincinnati 14
1977	Cincinnati 17 at Louisville 17
1976	at Cincinnati 20 Louisville 6
1975	Cincinnati 46 at Louisville 27
1974	at Cincinnati 7 Louisville 6
1973	at Louisville 10 Cincinnati 8
1972	Louisville 38 at Cincinnati 13
1971	Cincinnati 19 at Louisville 16
1970	Louisville 28 at Cincinnati 14
1969	Cincinnati 31 at Louisville 21
1968	at Cincinnati 37 Louisville 7
1967	Cincinnati 13 at Louisville 7
1966	at Cincinnati 17 Louisville 3
1953	Cincinnati 41 at Louisville 0
1951	at Cincinnati 38 Louisville 0
1950	at Cincinnati 28 Louisville 20
1942	at Cincinnati 51 Louisville 0
1941	at Cincinnati 28 Louisville 7
1940	at Cincinnati 7 Louisville 0
1938	at Cincinnati 19 Louisville 9
1929	Cincinnati 7 at Louisville 0

CINCINNATI VS. MEMPHIS

(Memphis leads 18-11-0)

2003	at Memphis 21 Cincinnati 16
2002	at Cincinnati 48 Memphis 10
2001	Cincinnati 36 at Memphis 34
2000	Cincinnati 13 at Memphis 10 (ot)
1999	Memphis 21 at Cincinnati 13
1998	at Memphis 41 Cincinnati 23
1997	at Cincinnati 20 Memphis 17
1996	at Memphis 18 Cincinnati 16
1995	at Cincinnati 28 Memphis 3
1994	at Memphis 26 Cincinnati 3
1993	at Cincinnati 23 Memphis 20

ALL-TIME TEAM vs. TEAM



2004 FOOTBALL

1992 at Memphis 34 Cincinnati 14
1989 Memphis 34 at Cincinnati 17
1984 at Memphis 47 Cincinnati 7
1983 Memphis 43 at Cincinnati 10
1982 Cincinnati 16 at Memphis 7
1981 at Cincinnati 38 Memphis 7
1980 at Cincinnati 14 Memphis 10
1979 at Memphis 23 Cincinnati 17
1978 Cincinnati 34 at Memphis 14
1975 at Cincinnati 13 Memphis 3
1974 at Memphis 13 Cincinnati 7
1973 Memphis 17 at Cincinnati 13
1972 at Memphis 29 Cincinnati 24
1971 Memphis 45 at Cincinnati 21
1970 at Memphis 14 Cincinnati 10
1969 Memphis 52 at Cincinnati 6
1967 at Memphis 17 Cincinnati 0
1966 at Memphis 26 Cincinnati 14

CINCINNATI VS. SOUTHERN MISS

(Southern Miss leads 7-6-0)

2003 Southern Miss 22 at Cincinnati 20
2002 at Southern Miss 23 Cincinnati 14
2000 Cincinnati 27 at Southern Miss 24
1999 at Southern Miss 28 Cincinnati 20
1997 Southern Miss 24 at Cincinnati 17
1996 at Southern Miss 21 Cincinnati 17
1995 at Cincinnati 16 Southern Miss 13
1992 at Southern Miss 31 Cincinnati 17
1991 at Cincinnati 17 Southern Miss 7
1979 at Southern Miss 24 Cincinnati 6
1978 at Cincinnati 26 Southern Miss 14
1977 at Cincinnati 17 Southern Miss 6
1976 Cincinnati 28 at Southern Miss 21

CINCINNATI VS. TCU

(Tied at 1-1-0)

2003 at TCU 43, Cincinnati 10
2002 at Cincinnati 36 TCU 29 (ot)

CINCINNATI VS. TULANE

(Tulane leads 11-3-0)

2002 at Tulane 35 Cincinnati 17
2001 at Cincinnati 46 Tulane 33
2000 at Tulane 24 Cincinnati 19
1998 Tulane 52 at Cincinnati 34
1997 at Tulane 31 Cincinnati 17
1996 Tulane 34 at Cincinnati 14
1990 at Tulane 49 Cincinnati 7
1981 at Cincinnati 17 Tulane 13
1977 at Tulane 16 Cincinnati 13
1976 Cincinnati 21 at Tulane 14
1970 Tulane 6 at Cincinnati 3
1966 at Tulane 28 Cincinnati 21
1948 Tulane 6 at Cincinnati 0
1909 at Tulane 6 Cincinnati 0

CINCINNATI VS. UAB

(Cincinnati leads 5-2-0)

2003 at UAB 31, Cincinnati 14
2002 at Cincinnati 31 UAB 23

2001 Cincinnati 31 at UAB 17
2000 at Cincinnati 33 UAB 21
1999 UAB 24 at Cincinnati 21
1997 at Cincinnati 33 UAB 29
1996 Cincinnati 34 at UAB 14

CINCINNATI VS. USF

(USF leads 1-0-0)

2003 at USF 24, Cincinnati 17 (2ot)

EAST CAROLINA VS. HOUSTON

(East Carolina leads 4-2-0)

2003 Houston 27 at East Carolina 13
2002 East Carolina 54 at Houston 48 (3ot)
2000 at East Carolina 62 Houston 20
1999 East Carolina 19 at Houston 3
1998 Houston 34 at East Carolina 31
1997 East Carolina 28 at Houston 27

EAST CAROLINA VS. LOUISVILLE

(Louisville leads 5-4-0)

2003 Louisville 36 at East Carolina 20
2002 at Louisville 44 East Carolina 20
2001 Louisville 39 at East Carolina 34
2000 East Carolina 28 at Louisville 25
1998 Louisville 63 at East Carolina 45
1997 East Carolina 45 at Louisville 31
1967 at East Carolina 18 Louisville 13
1966 at Louisville 21 East Carolina 7
1965 East Carolina 34 at Louisville 20

EAST CAROLINA VS. MEMPHIS

(East Carolina leads 8-4-0)

2003 at Memphis 41 East Carolina 24
2001 at East Carolina 32 Memphis 11
2000 at Memphis 17 East Carolina 10
1998 East Carolina 34 at Memphis 31
1997 at East Carolina 32 Memphis 10
1996 East Carolina 20 at Memphis 10
1995 at East Carolina 31 Memphis 17
1994 East Carolina 30 at Memphis 6
1993 Memphis 34 at East Carolina 7
1992 at Memphis 42 East Carolina 7
1991 at East Carolina 20 Memphis 13
1990 East Carolina 24 at Memphis 17

EAST CAROLINA VS. SOUTHERN MISS

(Southern Miss leads series 22-7-0)

2003 Southern Miss 38 at East Carolina 21
2002 at Southern Miss 24 East Carolina 7
2001 Southern Miss 28 at East Carolina 21
2000 East Carolina 14 at Southern Miss 9
1999 Southern Miss 39 at ECU 22
1998 at Southern Miss 41 ECU 7
1997 Southern Miss 23 at ECU 13
1996 Southern Miss 28 at ECU 7
1995 ECU 36 at Southern Miss 34
1994 at ECU 31 Southern Miss 10
1993 at Southern Miss 24 ECU 16
1992 Southern Miss 38 at ECU 21
1991 ECU 48 at Southern Miss 20

1990 Southern Miss 16 at ECU 7
1989 at Southern Miss 41 ECU 27
1988 Southern Miss 45 at ECU 42
1987 at Southern Miss 38 ECU 34
1986 Southern Miss 23 at ECU 21
1985 at Southern Miss 27 ECU 0
1984 Southern Miss 31 at ECU 27
1983 ECU 10 at Southern Miss 6
1980 Southern Miss 35 at ECU 7
1978 at Southern Miss 17 ECU 16
1976 at ECU 48 Southern Miss 0
1973 ECU 13 at Southern Miss 0
1969 Southern Miss 14 at ECU 7
1968 at Southern Miss 65 ECU 0
1966 Southern Miss 35 at ECU 14
1951 at Southern Miss 40 ECU 0

EAST CAROLINA VS. TCU

(East Carolina leads 2-1-0)

2002 at East Carolina 31 TCU 28
2001 East Carolina 37 at TCU 30
1999 TCU 28 East Carolina 14 (Mobile)

EAST CAROLINA VS. TULANE

(East Carolina leads 5-2-0)

2003 at Tulane 28 East Carolina 18
2002 at East Carolina 24 Tulane 20
2001 East Carolina 51 at Tulane 24
2000 at East Carolina 37 Tulane 17
1999 at East Carolina 52 Tulane 7
1997 at Tulane 33 East Carolina 16
1990 at East Carolina 38 Tulane 28

EAST CAROLINA VS. UAB

(UAB leads 3-1-0)

2002 at UAB 36 East Carolina 29
2000 UAB 16 at East Carolina 13
1999 at UAB 36 East Carolina 17
1998 at East Carolina 26 UAB 7

EAST CAROLINA VS. USF

(USF leads 2-0-0)

2003 USF 38 at East Carolina 37 (ot)
2002 USF 46 at East Carolina 30

HOUSTON VS. LOUISVILLE

(Houston leads 7-6-0)

2003 at Louisville 66 Houston 45
2002 at Houston 27 Louisville 10
2001 at Louisville 34 Houston 10
2000 Louisville 32 at Houston 12
1999 at Louisville 39 Houston 33
1997 Houston 36 at Louisville 22
1996 at Houston 38 Louisville 7
1985 Houston 49 at Louisville 27
1984 Louisville 30 at Houston 28
1963 at Houston 21 Louisville 7
1962 Houston 27 at Louisville 25
1951 at Louisville 35 Houston 28
1950 at Houston 27 Louisville 7



ALL-TIME TEAM vs. TEAM

HOUSTON VS. MEMPHIS

(Houston leads 9-7-0)

2003	Memphis 45 at Houston 14
2002	Houston 26 at Memphis 21
2001	Memphis 52 at Houston 33
2000	Houston 33 at Memphis 30 (3 ot)
1998	at Houston 35 Memphis 14
1997	at Memphis 24 Houston 3
1996	at Houston 37 Memphis 20
1978	at Memphis 17 Houston 3
1975	at Memphis 14 Houston 7
1974	at Houston 13 Memphis 10
1973	Houston 35 at Memphis 21
1971	Houston 35 at Memphis 7
1968	Houston 27 at Memphis 7
1967	at Houston 35 Memphis 18
1966	Memphis 14 at Houston 13
1963	at Memphis 29 Houston 6

HOUSTON VS. SOUTHERN MISS

(Southern Miss leads 6-1-0)

2003	Southern Miss 31 at Houston 10
2001	at Southern Miss 58 Houston 14
2000	Southern Miss 6 at Houston 3
1998	Southern Miss 21 at Houston 15
1997	at Southern Miss 33 Houston 0
1996	at Houston 56 USM 49 (ot)
1957	Southern Miss 27 at Houston 12

HOUSTON VS. TCU

(Houston leads 13-10-0)

2003	TCU 62 at Houston 55
2002	at TCU 34 Houston 17
2001	TCU 34 at Houston 17
1995	at TCU 31 Houston 21
1994	TCU 31 at Houston 10
1993	at TCU 28 Houston 10
1992	at Houston 49 TCU 46
1991	at TCU 49 Houston 45
1990	at Houston 56 TCU 35
1989	Houston 55 at TCU 10
1988	at Houston 40 TCU 12
1987	at TCU 35 Houston 7
1986	TCU 30 at Houston 14
1985	Houston 26 at TCU 21
1984	TCU 21 at Houston 14
1983	Houston 28 at TCU 21
1982	TCU 31 at Houston 27
1981	Houston 20 at TCU 16
1980	at Houston 37 TCU 5
1979	Houston 21 at TCU 10
1978	at Houston 63 TCU 6
1977	Houston 42 at TCU 14
1976	at Houston 49 TCU 21

HOUSTON VS. TULANE

(Houston leads 5-4-0)

2003	Houston 45 at Tulane 42
2002	Tulane 34 at Houston 13
2000	at Tulane 41 Houston 23
1999	at Houston 36 Tulane 31
1998	at Tulane 48 Houston 20
1997	Tulane 44 at Houston 10

1996	Houston 20 at Tulane 17
1973	Houston 47 Tulane 7 (Bluebonnet)
1968	at Houston 54 Tulane 7

HOUSTON VS. UAB

(UAB leads 3-1-0)

2003	at Houston 56 UAB 28
2002	at UAB 51 Houston 34
2001	UAB 43 at Houston 21
1999	at UAB 29 Houston 10

HOUSTON VS. USF

(USF leads 2-0-0)

2002	USF 32 at Houston 14
2001	at USF 45 Houston 6

LOUISVILLE VS. MEMPHIS

(Louisville leads 22-17-0)

2003	Memphis 37 at Louisville 7
2002	Louisville 38 at Memphis 32
2001	at Louisville 38 Memphis 21
1999	Louisville 32 at Memphis 31
1998	at Louisville 35 Memphis 32
1997	at Memphis 21 Louisville 20
1996	at Louisville 13 Memphis 10
1995	Louisville 17 at Memphis 7
1994	at Louisville 10 Memphis 6
1993	Louisville 54 at Memphis 28
1992	at Louisville 16 Memphis 15
1991	at Memphis 35 Louisville 7
1990	at Louisville 19 Memphis 17
1989	Louisville 40 at Memphis 10
1988	at Louisville 29 Memphis 18
1987	at Memphis 43 Louisville 8
1986	at Louisville 34 Memphis 8
1983	Memphis at Louisville 7
1982	Louisville 39 at Memphis 19
1981	Louisville 14 at Memphis 7
1980	at Louisville 38 Memphis 14
1979	at Memphis 10 Louisville 6
1978	Memphis 29 at Louisville 22
1977	Louisville 14 at Memphis 13
1976	Memphis 26 at Louisville 14
1975	at Memphis 41 Louisville 7
1974	Memphis 16 at Louisville 10
1973	at Memphis 28 Louisville 21
1972	at Louisville 17 Memphis 0
1971	Louisville 26 at Memphis 20
1970	at Louisville 40 Memphis 27
1969	at Memphis 69 Louisville 19
1968	Memphis 44 at Louisville 14
1964	at Memphis 34 Louisville 0
1963	Memphis 25 at Louisville 0
1962	at Memphis 49 Louisville 0
1961	Memphis 28 at Louisville 13
1952	at Memphis 29 Louisville 25
1948	at Memphis 13 Louisville 7

LOUISVILLE VS. SOUTHERN MISS

(Southern Miss leads 18-8-1)

2002	Louisville 20 at Southern Miss 17 (2ot)
2001	at Louisville 24 Southern Miss 14
2000	Louisville 49 at Southern Miss 28

1999	Southern Miss 30 at Louisville 27
1998	at Southern Miss 56 Louisville 21
1997	at Southern Miss 42 Louisville 24
1996	Southern Miss 24 at Louisville 7
1995	at Southern Miss 25 Louisville 21
1993	at Louisville 35 Southern Miss 27
1991	at Louisville 28 Southern Miss 14
1990	at Southern Miss 25 Louisville 13
1989	Southern Miss 16 at Louisville 10
1988	at Southern Miss 30 Louisville 23
1987	Southern Miss 65 at Louisville 6
1986	at Southern Miss 31 Louisville 16
1985	Southern Miss 42 Louisville 12
1984	at Southern Miss 34 Louisville 25
1983	Southern Miss 27 Louisville 3
1982	at Southern Miss 48 Louisville 0
1981	at Louisville 13 Southern Miss 10
1980	Louisville 6 at Southern Miss 3
1979	at Louisville 10 Southern Miss 10
1978	at Southern Miss 37 Louisville 3
1952	at Southern Miss 55 Louisville 26
1951	at Louisville 14 Southern Miss 13
1950	at Southern Miss 34 Louisville 28
1949	at Southern Miss 26 Louisville 21

LOUISVILLE VS. TCU

(TCU leads 3-0-0)

2003	at TCU 31 Louisville 28
2002	TCU 45 at Louisville 31
2001	at TCU 37 Louisville 22

LOUISVILLE VS. TULANE

(Louisville leads 8-2-0)

2003	at Louisville 47 Tulane 28
2001	Louisville 52 at Tulane 7
2000	at Louisville 35 Tulane 32
1998	at Tulane 28 Louisville 22
1997	Tulane 64 at Louisville 33
1996	Louisville 23 at Tulane 20
1995	at Louisville 34 Tulane 14
1988	Louisville 38 at Tulane 35
1987	at Louisville 42 Tulane 40
1986	Louisville 23 at Tulane 12

LOUISVILLE VS. UAB

(Louisville leads 3-0)

2002	at Louisville 41 UAB 21
2000	Louisville 38 at UAB 17
1999	at Louisville 23 UAB 14

LOUISVILLE VS. USF

(USF leads 1-0-0)

2003	at USF 31 Louisville 28 (ot)
------	------------------------------

MEMPHIS VS. SOUTHERN MISS

(Southern Miss leads 36-17-1)

2003	at Southern Miss 23 Memphis 6
2002	at Southern Miss 33 Memphis 14
2001	at Memphis 22 Southern Miss 17
2000	at Southern Miss 24 Memphis 3
1999	Southern Miss 20 at Memphis 5
1998	at Southern Miss 45 Memphis 3
1997	Southern Miss 42 at Memphis 18

ALL-TIME TEAM vs. TEAM



2004 FOOTBALL

1996 at Southern Miss 16 Memphis 0
 1995 Southern Miss 17 at Memphis 9
 1994 at Southern Miss 20 Memphis 3
 1993 at Memphis 20 Southern Miss 9
 1992 at Southern Miss 23 Memphis 21
 1991 at Memphis 17 Southern Miss 12
 1990 at Southern Miss 23 Memphis 7
 1989 Southern Miss 31 at Memphis 7
 1988 at Southern Miss 34 Memphis 27
 1987 Southern Miss 17 at Memphis 14
 1986 at Southern Miss 14 Memphis 9
 1985 Southern Miss 14 at Memphis 7
 1984 Memphis 23 at Southern Miss 13
 1983 Southern Miss 27 at Memphis 20
 1982 at Southern Miss 34 Memphis 13
 1981 Southern Miss 10 at Memphis 0
 1979 at Southern Miss 22 Memphis 0
 1978 Southern Miss 13 at Memphis 10
 1977 at Memphis 42 Southern Miss 14
 1976 at Southern Miss 14 Memphis 12
 1975 Southern Miss 21 at Memphis 7
 1974 Southern Miss 6 at Memphis 0
 1973 Southern Miss 13 at Memphis 10
 1972 Southern Miss 14 Memphis 14
 (Jackson, Miss.)

1971 at Memphis 27 Southern Miss 12
 1970 at Memphis 33 Southern Miss 0
 1969 at Memphis 37 Southern Miss 7
 1968 at Memphis 29 Southern Miss 7
 1967 Memphis 24 Southern Miss 8
 (Jackson, Miss.)
 1966 at Memphis 6 Southern Miss 0
 1965 Southern Miss 21 Memphis 16
 (Jackson, Miss.)
 1964 Southern Miss 20 Memphis 18
 (Jackson, Miss.)
 1964 Southern Miss 20 Memphis 14
 1963 Memphis 28 Southern Miss 7
 (Jackson, Miss.)

1962 at Memphis 8 Southern Miss 6
 1961 at Memphis 21 Southern Miss 7
 1960 Memphis 7 at Southern Miss 6
 1959 at Memphis 21 Southern Miss 6
 1958 at Southern Miss 24 Memphis 22
 1957 Southern Miss 14 at Memphis 6
 1956 at Southern Miss 27 Memphis 0
 1955 Southern Miss 34 at Memphis 14
 1954 at Southern Miss 34 Memphis 21
 1953 at Memphis 27 Southern Miss 13
 1952 at Southern Miss 27 Memphis 20
 1936 at Southern Miss 25 Memphis 0
 1935 Southern Miss 12 at Memphis 0

MEMPHIS VS. TCU

(Memphis leads 1-0-0)

2002 Memphis 27 at TCU 20

MEMPHIS VS. TULANE

(Memphis leads 13-11-1)

2003 Memphis 41 at Tulane 9
 2002 at Memphis 38 Tulane 10

2000 at Tulane 37 Memphis 14
 1999 Memphis 49 at Tulane 7
 1998 Tulane 41 at Memphis 31
 1997 at Tulane 26 Memphis 14
 1996 at Memphis 17 Tulane 10
 1995 Memphis 23 at Tulane 8
 1994 at Memphis 13 Tulane 0
 1992 Memphis 62 at Tulane 20
 1990 at Memphis 21 Tulane 14
 1989 at Tulane 38 Memphis 34
 1988 at Tulane 20 Memphis 19
 1987 at Memphis 45 Tulane 36
 1986 at Tulane 15 Memphis 6
 1985 at Memphis 38 Tulane 21
 1984 at Tulane 14 Memphis 9
 1983 at Memphis 28 Tulane 25
 1982 at Tulane 17 Memphis 10
 1981 Tulane 24 at Memphis 7
 1980 at Tulane 21 Memphis 16
 1978 at Tulane 41 Memphis 24
 1977 at Memphis 27 Tulane 9
 1976 Memphis 14 at Tulane 7
 1954 at Tulane 13 Memphis 13

MEMPHIS VS. UAB

(UAB leads 4-2-0)

2003 UAB 24 at Memphis 10
 2002 at UAB 31 Memphis 17
 2001 UAB 17 at Memphis 14
 2000 at UAB 13 Memphis 9
 1999 Memphis 38 at UAB 14
 1997 at Memphis 28 UAB 7

MEMPHIS VS. USF

(USF leads 2-1-0)

2003 USF 21 at Memphis 16
 2002 at USF 31 Memphis 28
 2001 at Memphis 17 USF 9

SOUTHERN MISS VS. TCU

(TCU leads 3-2-0)

2003 at Southern Miss 40 TCU 28
 2002 at TCU 37 Southern Miss 7
 2001 TCU 14 at Southern Miss 12
 2000 Southern Miss 28 TCU 21
 (GMAC Mobile)
 1989 at TCU 19 Southern Miss 17

SOUTHERN MISS VS. TULANE

(Southern Miss leads 18-7-0)

2003 at Southern Miss 28 Tulane 14
 2002 at Tulane 31 Southern Miss 10
 2001 at Southern Miss 59 Tulane 6
 2000 Southern Miss 56 at Tulane 24
 1999 at Southern Miss 48 Tulane 14
 1998 at Tulane 21 Southern Miss 7
 1997 at Southern Miss 34 Tulane 13
 1996 Southern Miss 31 at Tulane 28
 1995 at Southern Miss 45 Tulane 0
 1994 Southern Miss 25 at Tulane 10
 1993 Tulane 17 at Southern Miss 15

1992 Southern Miss 17 at Tulane 7
 1991 at Southern Miss 47 Tulane 14
 1990 Southern Miss 26 at Tulane 14
 1989 at Southern Miss 30 Tulane 21
 1988 Southern Miss 38 at Tulane 13
 1987 at Southern Miss 31 Tulane 24
 1986 at Tulane 35 Southern Miss 20
 1985 at Southern Miss 24 Tulane 6
 1984 at Tulane 35 Southern Miss 7
 1983 Tulane 14 at Southern Miss 7
 1982 Southern Miss 22 at Tulane 10
 1981 at Southern Miss 21 Tulane 3
 1980 Southern Miss 17 at Tulane 14
 1979 Tulane 20 at Southern Miss 19

SOUTHERN MISS VS. UAB

(Southern Miss leads 4-0)

2003 Southern Miss 17 at UAB 12
 2002 Southern Miss 20 at UAB 13
 2001 at Southern Miss 3 UAB 0
 2000 Southern Miss 33 UAB 30 (2 ot)

SOUTHERN MISS VS. USF

(Southern Miss leads 2-1-0)

2003 at Southern Miss 27 USF 6
 2002 at USF 16 Southern Miss 13
 2000 at Southern Miss 41 USF 7

TCU VS. TULANE

(TCU leads 8-3-0)

2003 TCU 38 at Tulane 35
 2002 at TCU 17 Tulane 10
 2001 at Tulane 48 TCU 22
 1996 at Tulane 35 TCU 7
 1995 at TCU 16 Tulane 11
 1994 TCU 30 at Tulane 28
 1993 at TCU 14 Tulane 7
 1986 TCU 48 at Tulane 31
 1985 at TCU 30 Tulane 13
 1979 Tulane 33 at TCU 19
 1978 TCU 13 at Tulane 7

TCU VS. UAB

(Tied at 1-1-0)

2003 at TCU 27 UAB 24
 2001 at UAB 38 TCU 17

TCU VS. USF

(TCU leads 1-0-0)

2003 TCU 13 at USF 10

TULANE VS. UAB

(Tied at 2-2-0)

2003 Tulane 38 at UAB 24
 2002 at Tulane 35 UAB 14
 2001 at UAB 34 Tulane 27
 1999 UAB 23 at Tulane 20 (ot)



Affiliates

Conference USA and ESPN Inc. are in the fourth season of an exclusive eight-year agreement to televise Conference USA football. The contract includes exclusive national cable television coverage on ESPN and ESPN 2 with at least 10 games annually, including games on non-traditional days as well as select Thursday and Saturday contests. Below is a list of confirmed games that will appear on ESPN or ESPN 2 this fall. Additional telecasts will be released at a later date.

ESPN

Saturday, September 4	Cincinnati at Ohio State	Noon EDT/11:00 a.m. CDT
Sunday, September 5	Kentucky at Louisville	3:30 p.m. EDT/2:30 p.m. CDT
Monday, September 6	Pittsburgh at USF	4:30 p.m. EDT/3:30 p.m. CDT
Thursday, September 16	California at Southern Miss	7:30 p.m. EDT/6:30 p.m. CDT
Thursday, September 23	Miami (Fla.) at Houston	7:30 p.m. EDT/6:30 p.m. CDT
Thursday, October 7	Houston at Southern Miss	7:30 p.m. EDT/6:30 p.m. CDT
Thursday, October 14	Louisville at Miami (Fla.)	7:30 p.m. EDT/6:30 p.m. CDT
Friday, October 15	TCU at UAB	8:00 p.m. EDT/7:00 p.m. CDT
Friday, October 22	USF at Louisville	8:00 p.m. EDT/7:00 p.m. CDT
Thursday, November 4	Louisville at Memphis	7:30 p.m. EST/6:30 p.m. CST
Wednesday, December 22	GMAC Bowl	8:00 p.m. EDT/7:00 p.m. CDT
Thursday, December 23	PlainsCapital Fort Worth Bowl	6:30 p.m. EST/5:30 p.m. CST
Friday, December 24	Sheraton Hawai'i Bowl	7:00 p.m. EST/6:00 p.m. CST
Friday, December 31	AutoZone Liberty Bowl	3:30 p.m. EST/2:30 p.m. CST



ESPN 2

Thursday, September 2	Northwestern at TCU	9:30 p.m. EDT/8:30 p.m. CDT
Saturday, September 4	Tulane at Mississippi State	6:00 p.m. EST/5:00 p.m. CST
Saturday, September 18	UAB at Florida State	6:30 p.m. EDT/5:30 p.m. CDT
Wednesday, November 10	TCU at Louisville	8:00 p.m. EST/7:00 p.m. CST
Friday, November 12	Southern Miss at Memphis	8:00 p.m. EST/7:00 p.m. CST
Tuesday, December 14	Wyndham New Orleans Bowl	8:00 p.m. EST/7:00 p.m. CST



CBS

Saturday, December 4	Army vs. Navy (Philadelphia, Pa.)	2:30 p.m. EST/1:30 p.m. CST
----------------------	-----------------------------------	-----------------------------



ABC

Saturday, September 11	Southern Miss at Nebraska	Noon EDT/11:00 a.m. CDT
------------------------	---------------------------	-------------------------



TBS

Saturday, September 11	Houston at Oklahoma	7:00 p.m. EDT/6:00 p.m. CDT
------------------------	---------------------	-----------------------------



FOX SPORTS SOUTHWEST

Saturday, September 18	TCU at Texas Tech	12:30 p.m. EDT/11:30 a.m. CDT
------------------------	-------------------	-------------------------------

RADIO

SCHOOL	FLAGSHIP	DIAL
Army	ESPN Radio	1050
Play-By-Play:	John Minko	
Analyst:	Dean Darling	
Cincinnati	WLW-AM	700
Play-By-Play:	Dan Hoard	
Analyst:	Jim Kelly	
East Carolina	WGHP-AM	1250
Play-By-Play:	Jeff Charles	
Analyst:	Carlester Crumpler	
Houston	KBME-AM	790
Play-By-Play:	Tom Franklin	
Analyst:	Tony Fitzpatrick	
Louisville	WHAS-AM	840
Play-By-Play:	Paul Rogers	
Analyst:	Craig Swabek	
Memphis	WMC-AM	790
Play-By-Play:	Dave Woloshin	
Analyst:	Bob Rush	
Southern Miss	WXR-FM	104.5
Play-By-Play:	John Cox	
Analyst:	Vic Purvis	
TCU	KESN-FM	103.3
Play-By-Play:	Brian Estridge	
Analyst:	TBA	
Tulane	WTIX-AM	690
Play-By-Play:	Sean Kelley	
Analyst:	Steve Barrios	
UAB	WYDE-FM	101.1
Play-By-Play:	Gary Sanders	
Analyst:	Matt Coulter	
USF	WQYK-AM	1010
Play-By-Play:	Jim Louk	
Analyst:	Mark Robinson	

TELEVISION

School	Flagship	Channel
Army	RNN	62
Play-By-Play:	Bob Stevens	
Analyst:	Steve Logan	
Cincinnati	WXIX	19
Play-By-Play:	TBA	
Analyst:	John Arena	
East Carolina	WITN	7
Play-By-Play:	Jeff Charles	
Analyst:	Billy Weaver	
Louisville	WDRB	41
Play-By-Play:	Don Russell	
Analyst:	Doug James	
Memphis	WLMT	30
Play-By-Play:	Greg Gaston	
Analyst:	Eric Ashel	
TCU	TCU/ESPN Regional Sports Network	
Play-By-Play:	TBA	
Analyst:	TBA	
Tulane	Cox Sports Television	
Play-By-Play:	TBA	
Analyst:	TBA	
UAB	Comcast Sports Southeast	
Play-By-Play:	TBA	
Analyst:	TBA	
USF	WMOR-TV	32
Play-By-Play:	Fox Sports Net Florida	
Analyst:	Al Keck	
	TBA	

All-Time Television Appearances



2004 FOOTBALL

2003

CBS

December 6 Navy 34, Army 6

ESPN

August 30 Alabama 40, USF 17
 September 1 Cincinnati 40, East Carolina 3
 September 6 Michigan 50, Houston 3
 September 25 Nebraska 38, Southern Miss 14
 October 17 Louisville 47, Tulane 28
 November 20 Southern Miss 40, TCU 28
 December 23 PlainsCapital Fort Worth Bowl
 Boise State 34, TCU 31
 December 25 Sheraton Hawai'i Bowl
 Hawai'i 54, Houston 48
 December 31 AXA Liberty Bowl
 Utah 17, Southern Miss 0

ESPN 2

August 31 Louisville 40, Kentucky 24
 September 4 Southern Miss 17, UAB 12
 September 6 Memphis 44, Mississippi 34
 September 13 Miami (Fla.) 38, East Carolina 3
 September 30 Houston 27, East Carolina 13
 October 10 TCU 13, USF 10
 October 31 USF 24, Cincinnati 17 (ot)
 November 5 TCU 31, Louisville 28
 November 28 Louisville 43, Cincinnati 40
 December 16 New Orleans Bowl
 Memphis 27, North Texas 17
 December 18 GMAC Bowl
 Miami (Ohio) 49, Louisville 28

ESPN PLUS

September 13 Rutgers 36, Army 21
 September 13 Cincinnati 15, West Virginia 13
 September 20 Tulane 50, Army 33
 November 15 Southern Miss 28, Tulane 14

TNT

September 27 Texas 63, Tulane 18

2002

CBS

December 7 Navy 58, Army 12

ESPN

September 2 Cincinnati 36, TCU 29 (ot)
 September 21 Ohio State 23, Cincinnati 19
 September 26 Louisville 26, Florida State 20 (ot)
 November 7 Cincinnati 24, Louisville 14
 November 14 Louisville 20,
 Southern Miss 17 (2ot)
 December 25 ConAgra Foods Hawaii Bowl
 Tulane 36, Hawaii 28
 December 27 Houston Bowl
 Oklahoma State 33,
 Southern Miss 23

December 31 AXA Liberty Bowl
 TCU 17, Colorado State 3

ESPN 2

September 1 Kentucky 22, Louisville 17
 September 7 Southern Miss 23, Illinois 20
 September 14 Colorado State 36, Louisville 33
 September 21 Alabama 20, Southern Miss 7
 October 8 Louisville 38, Memphis 32
 October 30 TCU 37, Southern Miss 7
 December 6 Cincinnati 42, East Carolina 26
 December 18 GMAC Bowl
 Marshall 38, Louisville 15
 December 17 New Orleans Bowl
 North Texas 24, Cincinnati 19

ESPN PLUS

September 21 Louisiana-Lafayette 34, UAB 0
 September 28 Texas 49, Tulane 0
 November 9 Air Force 49, Army 30
 November 9 Southern Miss 20, UAB 13

JEFFERSON PILOT

September 7 Mississippi 38, Memphis 16

2001

ABC

August 25 Nebraska 21, TCU 7

CBS

December 1 Army 26, Navy 17

ESPN

September 1 Southern Miss 17,
 Oklahoma State 9
 October 4 Louisville 7, Colorado State 2
 November 10 East Carolina 28, Cincinnati 26
 November 15 Louisville 39, East Carolina 34
 November 23 Southern Miss 28, East Carolina 21
 November 23 TCU 37, Louisville 22
 December 28 galleryfurniture.com Bowl
 Texas A&M 28, TCU 9
 December 31 AXA Liberty Bowl
 Louisville 28, BYU 10

ESPN 2

August 25 Brigham Young 70, Tulane 35
 September 2 Purdue 19, Cincinnati 14
 September 3 Mississippi State 30, Memphis 10
 September 8 Florida State 29, UAB 7
 September 22 Illinois 34, Louisville 10
 September 22 Texas 53, Houston 26
 October 16 Louisville 24, Southern Miss 14
 October 30 East Carolina 37, TCU 30
 November 3 Penn State 38, Southern Miss 20
 November 29 Alabama 28, Southern Miss 15
 December 7 TCU 14, Southern Miss 12

December 19 GMAC Bowl
 Marshall 64, East Carolina 61 (2ot)
 December 29 Motor City Bowl
 Toledo 23, Cincinnati 16

FOX SPORTS NET SOUTH

October 13 East Carolina 49, Army 26

ESPN PLUS

September 29 Boston College 31, Army 10

JEFFERSON PILOT

September 1 Louisville 36, Kentucky 10

2000

CBS

December 2 Navy 30, Army 28

ESPN

September 2 Tennessee 19, Southern Miss 16
 September 7 Virginia Tech 45, East Carolina 28
 November 18 West Virginia 42, East Carolina 24
 December 27 Motor City Bowl
 Marshall 25, Cincinnati 14
 December 29 AXA Liberty Bowl
 Colorado State 22, Louisville 17

ESPN 2

September 16 Southern Miss 21, Alabama 0
 September 23 East Carolina 34, Syracuse 17
 September 23 Florida State 31, Louisville 0
 December 20 GMAC Mobile Alabama Bowl
 Southern Miss 28, TCU 21
 December 27 galleryfurniture.com Bowl
 East Carolina 40, Texas Tech 27

MIDWEST SPORTS CHANNEL

September 16 Wisconsin 28, Cincinnati 25 (ot)

FOX SPORTS NET

September 2 Mississippi State 17, Memphis 3
 September 4 Cincinnati 23, Army 17
 September 9 Boston College 55, Army 17
 September 9 Cincinnati 12, Syracuse 10
 September 30 Southern Miss 24, Memphis 3
 October 7 Memphis 17, East Carolina 10
 October 14 Southern Miss 56, Tulane 24
 October 14 Louisville 38, Cincinnati 24
 October 19 East Carolina 28, Louisville 25
 October 21 Army 21, Tulane 17
 November 4 Tennessee 19, Memphis 17
 November 4 Louisville 49, Southern Miss 28
 November 11 East Carolina 62, Houston 20
 November 24 East Carolina 14, Southern Miss 9



All-Time Television Appearances

1999

ABC

September 6 Texas A&M 23, Southern Miss 6

CBS

December 4 Navy 19, Army 9

ESPN

December 31 AXA Liberty Bowl
Southern Miss 23,
Colorado State 17

ESPN 2

September 4 East Carolina 30, West Virginia 23
September 25 East Carolina 27, Miami (Fla.) 23
December 22 Mobile Alabama Bowl
TCU 28 East Carolina 14
December 30 Humanitarian Bowl
Boise State 34, Louisville 31

ESPN REGIONAL

September 25 Ohio State 34, Cincinnati 20

FOX SPORTS NET

September 6 Southern Miss 48, Tulane 14
September 11 Wake Forest 34, Army 15
September 11 East Carolina 27, Duke 9
September 18 Cincinnati 17, Wisconsin 12
September 25 Oklahoma 42, Louisville 21
October 2 Missouri 27, Memphis 17
October 9 Southern Miss 39, East Carolina 22
October 16 UAB 24, Cincinnati 21 (ot)
October 30 East Carolina 19, Houston 3
November 6 Southern Miss 20, Memphis 5
November 13 East Carolina 48, Cincinnati 34
November 20 Southern Miss 30, Louisville 27

FOX SPORTS NET SYNDICATED

September 4 Missouri 31, UAB 28

FOX SPORTS NET SOUTH

September 4 Louisville 56, Kentucky 28
September 11 Mississippi State 13, Memphis 10
October 2 East Carolina 33, Army 14
October 23 East Carolina 52, Tulane 7

JEFFERSON-PILOT

September 11 Alabama 37, Houston 10

1998

ABC

September 5 Penn State 34, Southern Miss 6

CBS

December 5 Army 34, Navy 30

ESPN

December 31 AXA/Equitable Liberty Bowl
Tulane 41, Brigham Young 27

ESPN 2

September 19 Louisville 35, Illinois 9
October 10 Syracuse 63, Cincinnati 21
December 23 Marshall 48, Louisville 29
December 30 Humanitarian Bowl
Idaho 42, Southern Miss 35

FOX SPORTS NET

September 5 Kentucky 68, Louisville 34
September 12 Mississippi State 14, Memphis 6
September 19 Army 37, Cincinnati 20
September 19 Texas A&M 24, Southern Miss 6
September 26 Tulane 42, Navy 24
October 3 Tulane 21, Southern Miss 7
October 17 Tulane 28, Louisville 22
October 24 Southern Miss 41, East Carolina 7
November 7 Air Force 35, Army 7
November 14 Tulane 49, Army 35
November 21 Tulane 48, Houston 20

FOX SPORTS NET SOUTH

October 3 East Carolina 30, Army 25
October 31 Houston 34, East Carolina 31

FX

September 19 UCLA 42, Houston 24
October 10 Arkansas 23, Memphis 9

NBC

October 24 Notre Dame 20, Army 17

1997

CBS

September 13 Louisville 26, Illinois 14
September 20 Penn State 57, Louisville 21

ESPN

September 6 West Virginia 24, East Carolina 17
November 13 East Carolina 14, Cincinnati 7
December 31 AXA/Equitable Liberty Bowl
Southern Miss 41, Pittsburgh 7

ESPN 2

August 30 Florida 21, Southern Miss 6
September 6 Southern Miss 24, Illinois 7
September 20 Syracuse 30, Tulane 19
September 27 Cincinnati 24, Boston College 6
December 29 Humanitarian Bowl
Cincinnati 34, Utah State 19

FOX SPORTS NET

September 6 California 38, Houston 3
September 13 Pittsburgh 35, Houston 24
September 20 South Carolina 26, East Carolina 0
September 27 Oklahoma 35, Louisville 14
October 4 Tulane 41, Army 0
October 11 Southern Miss 23, East Carolina 13
October 18 Houston 41, Cincinnati 38 (2ot)
October 25 Southern Miss 34, Tulane 13
November 1 Southern Miss 24, Cincinnati 17
November 8 Cincinnati 28, Louisville 9
November 15 Southern Miss 33, Houston 0
November 22 Southern Miss 42, Memphis 18

FOX SPORTS SOUTH

August 30 Mississippi State 13, Memphis 10
September 13 East Carolina 25, Wake Forest 24
October 25 East Carolina 32, Memphis 10

JEFFERSON PILOT

August 30 Alabama 42, Houston 17

1996

ABC

September 7 Penn State 24, Louisville 7

ESPN

October 10 Southern Miss 28, East Carolina 7
December 27 St. Jude Liberty Bowl
Syracuse 30, Houston 17

ESPN 2

August 31 Louisville 38, Kentucky 14
November 16 Florida State 54, Southern Miss 14

FX

October 5 Tulane 35, TCU 7
October 26 North Carolina 42, Houston 14
November 16 Houston 38, Louisville 7

PRIME SPORTS/FOX SPORTS

August 30 Tulane 34, Cincinnati 14
August 31 Miami (Fla.) 30, Memphis 7
September 7 Cincinnati 24, Kentucky 3
September 14 Kansas State 35, Cincinnati 0
September 14 Baylor 14, Louisville 13
September 21 Southern California 26, Houston 9
September 28 Southern Miss 24, Louisville 7
October 12 Boston College 24, Cincinnati 17
October 19 Southern Miss 16, Memphis 0
November 2 Southern Miss 21, Cincinnati 17
November 9 Syracuse 31, Tulane 7

JEFFERSON PILOT

September 7 Alabama 20, Southern Miss 10

SPORT SOUTH

August 31 Southern Miss 11, Georgia 7



PLAYERS IN THE PROS

NFL Players

(Veteran players that are on NFL rosters, as of June 15)

CINCINNATI

Blue Adams	CB	Jacksonville Jaguars
Antonio Chatman	WR	Green Bay Packers
Troy Evans	LB	Houston Texans
Jason Fabini	OT	New York Jets
Sam Garnes	DB	Free Agent
Artrell Hawkins	DB	Carolina Panthers
Ray Jackson	RB	Tennessee Titans
Mario Monds	DE	New York Giants
Zach Norton	DB	Baltimore Ravens
Jon Olinger	WR	Carolina Panthers
Antwan Peek	LB	Houston Texans
Jonathan Ruffin	K	Dallas Cowboys
Robert Tate	CB	Arizona Cardinals

EAST CAROLINA

Richard Alston	WR	Cleveland Browns
Jeff Blake	QB	Philadelphia Eagles
Devone Claybrooks	DT	Tampa Bay Buccaneers
Roderick Coleman	DT	Atlanta Falcons
Terrance Copper	WR	Dallas Cowboys
Damane Duckett	DL	Carolina Panthers
Vonta Leach	FB	Green Bay Packers
David Garrard	QB	Jacksonville Jaguars
Leonard Henry	RB	Miami Dolphins
John Jett	P	Free Agent
Dwayne Ledford	C	San Francisco 49ers
Norris McCleary	NT	Cincinnati Bengals
Brian Rimpf	OT	Baltimore Ravens

HOUSTON

Wilbert Brown	OG	New England Patriots
Rex Hadnot	OG	Miami Dolphins
Josh Lovelady	OG	Detroit Lions
Brandon Middleton	WR	Dallas Cowboys
Hanik Milligan	DB	San Diego Chargers
Jonathan Pritchett	TE	Cincinnati Bengals
Joffrey Reynolds	RB	Cleveland Browns
Brian Robinson	WR	Pittsburgh Steelers
Antwain Smith	RB	Free Agent
Lamar Smith	RB	New Orleans Saints

LOUISVILLE

David Akers	K	Philadelphia Eagles
Deion Branch	WR	New England Patriots
Michael Brown	LB	Tampa Bay Buccaneers
Ray Buchanan	CB	Oakland Raiders
Curry Burns	DB	Houston Texans
Anthony Floyd	DB	Indianapolis Colts
Ronnie Ghent	TE	Philadelphia Eagles
Jason Hilliard	OL	Green Bay Packers
Chris Johnson	DB	Green Bay Packers
Joe Johnson	DE	Green Bay Packers
Dan Koons	C	Buffalo Bills
Sam Madison	DB	Miami Dolphins
Josh Minkins	CB	Chicago Bears
Frank Moreau	RB	New England Patriots
Roman Oben	OT	San Diego Chargers
Richard Owens	TE	Minnesota Vikings
Dave Ragone	QB	Houston Texans
Carl Powell	DE	Cincinnati Bengals
Chris Redman	QB	Free Agent
Ted Washington	DT	Oakland Raiders
Dewayne White	DE	Tampa Bay Buccaneers

MEMPHIS

Derrick Ballard	S	Chicago Bears
Idrees Bashir	FS	Indianapolis Colts
Dante Brown	RB	Pittsburgh Steelers
Tony Brown	DE	Carolina Panthers
Isaac Bruce	WR	St. Louis Rams
Artis Hicks	OT	Philadelphia Eagles
Reggie Howard	DB	Carolina Panthers
Ken Irvin	CB	Minnesota Vikings
Trevecio Lucas	DE	Tennessee Titans
Mike McKenzie	DB	Green Bay Packers
Jimond Pugh	C	Pittsburgh Steelers
Wade Smith	OT	Miami Dolphins
Michael Stone	CB	Arizona Cardinals
Glenn Sumter	DB	Houston Texans
Tony Williams	DT	Cincinnati Bengals
Jerome Woods	DB	Kansas City Chiefs

SOUTHERN MISS

Jeremy Bridges	OT	Philadelphia Eagles
Greg Brooks	CB	Cincinnati Bengals
Terrell Browden	TE	Cleveland Browns
Rod Davis	LB	Minnesota Vikings
Brett Favre	QB	Green Bay Packers
Bobby Hamilton	DE	Oakland Raiders
Jason Jimenez	OT	Green Bay Packers
John Nix	NT	Cleveland Browns
Todd Pinkston	WR	Philadelphia Eagles
Jeff Posey	LB	Buffalo Bills
Etric Pruitt	S	Atlanta Falcons
Cedric Scott	DE	Cleveland Browns
T.J. Slaughter	LB	Baltimore Ravens
Patrick Surtain	DB	Miami Dolphins
Daryl Terrell	OT	Washington Redskins
Adalius Thomas	DE/LB	Baltimore Ravens
Torrin Tucker	OT	Dallas Cowboys
Raymond Walls	CB	Baltimore Ravens
Chad Williams	FS	Baltimore Ravens
Corey Yates	DB	St. Louis Rams

TCU

LaTarence Dunbar	WR	Atlanta Falcons
Curtis Fuller	FS	Green Bay Packers
Jason Goss	DB	Arizona Cardinals
Cedric James	WR	Dallas Cowboys
Michael Keathley	OG	Chicago Bears
George Layne	RB	Atlanta Falcons
Adrian Madise	WR	Minnesota Vikings
LaMarcus McDonald	LB	New Orleans Saints
Robert Pollard	DE	San Diego Chargers
Jamal Powell	C	Houston Texans
Barret Robbins	C	Oakland Raiders
Tyrone Sanders	DB	Arizona Cardinals
Aaron Schobel	DE	Buffalo Bills
Bo Schobel	DE	Tennessee Titans
Matt Schobel	TE	Cincinnati Bengals
LaDainian Tomlinson	RB	San Diego Chargers
Ryan Tucker	C	Cleveland Browns

TULANE

Kerwin Cook	WR	New Orleans Saints
Jajuan Dawson	WR	New York Giants
Lynaris Elpheage	DB	Tampa Bay Buccaneers
Shaun King	QB	Arizona Cardinals
J.P. Losmar	QB	Buffalo Bills
Seth Marler	K	Jacksonville Jaguars
Mewelde Moore	RB	Minnesota Vikings
Nick Narcisse	WR	St. Louis Rams
Byron Parker	DB	Jacksonville Jaguars
Patrick Ramsey	QB	Washington Redskins
Bernard Robertson	OT	Arizona Cardinals
Alphonso Roundtree	S	Miami Dolphins
Jeff Sanchez	CB	Detroit Lions
Jerald Sowell	FB	New York Jets

UAB


Chris Brown	DB	Jacksonville Jaguars
Josh Evans	DT	New York Jets
Eddie Freeman	DT	Kansas City Chiefs
Otis Leverette	DE	San Diego Chargers
Willie Quinnie	WR	Atlanta Falcons
Izell Reese	DB	Buffalo Bills
Dainon Sidney	DB	Detroit Lions
Bryan Thomas	DT	New York Jets
Artavious Williams	G	Tennessee Titans

USF

Bill Gramatica	K	Arizona Cardinals
DeJuan Green	RB	Oakland Raiders
Anthony Henry	CB	Cleveland Browns
Elgin Hicks	WR	Indianapolis Colts
Kenyatta Jones	OT	Washington Redskins
Maurice Jones	LB	Green Bay Packers
Kawika Mitchell	LB	Kansas City Chiefs
Shurron Pierson	DE	Oakland Raiders
J.R. Reed	S	Philadelphia Eagles
DeAndrew Rubin	WR	Indianapolis Colts
Huey Whittaker	WR	Pittsburgh Steelers



Brett Favre



Patrick Surtain



LaDainian Tomlinson



Jerome Woods



PLAYERS IN THE PROS

2004 DRAFTEES

Second Round

Kawika Mitchell, LB, South Florida Kansas City Chiefs
Dewayne White, DE, Louisville Tampa Bay Buccaneers

First Round

J.P. Losman, QB, Tulane Buffalo Bills

Fourth Round

Bo Schobel, DE, TCU Tennessee Titans
Mewelde Moore, RB, Tulane Minnesota Vikings
J.R. Reed, S, USF Philadelphia Eagles

Fifth Round

Rod Davis, LB, Southern Miss Minnesota Vikings
Rex Hadnot, G, Houston Miami Dolphins

Sixth Round

Greg Brooks, CB, Southern Miss Cincinnati Bengals
Eric Pruitt, S, Southern Miss Atlanta Falcons

Seventh Round

Eric Taylor, DT, Memphis Pittsburgh Steelers
Brian Rimpf, OT, East Carolina Baltimore Ravens

2004 ROOKIE FREE AGENT SIGNEES

Zach Norton, DB, Cincinnati, Baltimore Ravens
Terrance Copper, WR, East Carolina, Dallas Cowboys
Damane Duckett, DL, East Carolina, Carolina Panthers
Vonta Leach, FB, East Carolina, Green Bay Packers
Brandon Middleton, WR, Houston, Dallas Cowboys
Jonathan Pritchett, TE, Houston, Cincinnati Bengals
Ronnie Ghent, TE, Louisville, Philadelphia Eagles
Jason Hilliard, OL, Louisville, Green Bay Packers
Dan Koons, C, Louisville, Buffalo Bills
Josh Minkins, CB, Louisville, Chicago Bears
Richard Owens, TE, Louisville, Minnesota Vikings
Derrick Ballard, S, Memphis, Chicago Bears
Treveco Lucas, DE, Memphis, Tennessee Titans
DeJuan Green, RB, USF, Oakland Raiders
Elgin Hicks, WR, USF, Indianapolis Colts
Maurice Jones, LB, USF, Green Bay Packers
Huey Whittaker, WR, USF, Pittsburgh Steelers
Terrell Browden, TE, Southern Miss, Cleveland Browns
Corey Yates, DB, Southern Miss, St. Louis Rams
Robert Pollard, DE, TCU, San Diego Chargers
Tyrone Sanders, DB, TCU, Arizona Cardinals
Nick Narcisse, WR, Tulane, St. Louis Rams
Byron Parker, DB, Tulane, Jacksonville Jaguars
Artavious Williams, G, UAB, Tennessee Titans

2003 DRAFTEES

Second Round

Kawika Mitchell, LB, USF Kansas City Chiefs
Dewayne White, DE, Louisville Tampa Bay Buccaneers

Third Round

Antwan Peek, DE, Cincinnati Houston Texans
Wade Smith, OT, Memphis Miami Dolphins
Dave Ragone, QB, Louisville Houston Texans

Fourth Round

Shurron Pierson, DE, USF Oakland Raiders

Fifth Round

Adrian Madise, WR, TCU Denver Broncos
Jon Olinger, WR, Cincinnati Atlanta Falcons

Sixth Round

Jeremy Bridges, OT, Southern Miss Philadelphia Eagles
Hanik Milligan, S, Houston San Diego Chargers
LaTarence Dunbar, WR, TCU Atlanta Falcons

Seventh Round

Curry Burns, S, Louisville Houston Texans
Blue Adams, CB, Cincinnati Detroit Lions
Chris Johnson, S, Louisville Green Bay Packers
DeAndrew Rubin, WR, USF Green Bay Packers
Travis Anglin, WR, Memphis Detroit Lions

2002 DRAFTEES

First Round

Bryan Thomas, DE, UAB New York Jets
Patrick Ramsey, QB, Tulane Washington Redskins

Second Round

Eddie Freeman, DT, UAB Kansas City Chiefs
Deion Branch, WR, Louisville New England Patriots

Third Round

Matt Schobel, TE, TCU Cincinnati Bengals

Fourth Round

David Garrard, QB, East Carolina Jacksonville Jaguars

Sixth Round

Chad Williams, SS, Southern Miss Baltimore Ravens

Seventh Round

LaVar Glover, CB, Cincinnati Pittsburgh Steelers
Jeff Kelly, QB, Southern Miss Seattle Seahawks
Leonard Henry, RB, East Carolina Miami Dolphins

2001 DRAFTEES

First Round

LaDainian Tomlinson, RB, TCU San Diego Chargers

Second Round

Idrees Bashir, S, Memphis Indianapolis Colts
Aaron Schobel, DE, TCU Buffalo Bills
Michael Stone, CB, Memphis Arizona Cardinals



Deion Branch



Isaac Bruce



Patrick Ramsey





PLAYERS IN THE PROS

Fourth Round

George Layne, FB, TCU	Kansas City Chiefs
Cedric Scott, DE, Southern Miss	New York Giants
Marcus Bell, DT, Memphis	Arizona Cardinals
Curtis Fuller, S, TCU	Seattle Seahawks
Shawn Worthen, TE, TCU	Minnesota Vikings
Cedric James, WR, TCU	Minnesota Vikings

Fifth Round

Bernard Robertson, G, Tulane	Chicago Bears
Raymond Walls, S, Southern Miss	Indianapolis Colts

Sixth Round

Daleroy Stewart, DT, Southern Miss	Dallas Cowboys
Rashad Holman, CB, Louisville	San Francisco 49ers
Mario Monds, DT, Cincinnati	Washington Redskins
Otis Leverette, DE, UAB	Miami Dolphins
John Nix, DT, Southern Miss	Dallas Cowboys

2000 DRAFTEES

Second Round

Todd Pinkston, WR, Southern Miss	Philadelphia Eagles
----------------------------------	---------------------

Third Round

Chris Redman, QB, Louisville	Baltimore Ravens
Jajuan Dawson, WR, Tulane	Cleveland Browns
T.J. Slaughter, LB, Southern Miss, Jacksonville Jaguars	

Fourth Round

Frank Moreau, RB, Louisville	Kansas City Chiefs
------------------------------	--------------------

Sixth Round

Adalius Thomas, DL, Southern Miss	Baltimore Ravens
Sherrod Gideon, WR, Southern Miss	New Orleans Saints

Seventh Round

Mike Green, RB, Houston	Tennessee Titans
Rodregis Brooks, DB, UAB	Indianapolis Colts

1999 DRAFTEES

Second Round

Shaun King, QB, Tulane	Tampa Bay
------------------------	-----------

Third Round

Mike McKenzie, DB, Memphis	Green Bay
----------------------------	-----------

Fifth Round

Roderick Coleman, DL, East Carolina	Oakland
-------------------------------------	---------

Sixth Round

Troy Smith, WR, East Carolina	Philadelphia
Chad Plummer, WR, Cincinnati	Denver

Seventh Round

Pernell Davis, DL, UAB	Philadelphia
------------------------	--------------

1998 DRAFTEES

Second Round

Artrell Hawkins, DB, Cincinnati	Cincinnati
Patrick Surtain, DB, Southern Miss	Miami

Third Round

Brad Jackson, LB, Cincinnati	Miami
Larry Shannon, WR, East Carolina	Miami

Fourth Round

Jason Fabini, OL, Cincinnati	New York Jets
Leonta Rheams, DL, Houston	New England

Fifth Round

Terry Hardy, TE, Southern Miss	Arizona
--------------------------------	---------

Sixth Round

Harold Shaw, RB, New England	Southern Miss
Derrick Ransom, DL, Cincinnati	Kansas City
Jamaal Alexander, DB, Southern Miss	Detroit

Seventh Round

Ben Fricke, C, Houston	New York Giants
Rodrick Monroe, TE, Cincinnati	Dallas

1997 DRAFTEES

First Round

Antowain Smith, RB, Houston	Buffalo
-----------------------------	---------

Second Round

Sam Madison, DB, Louisville	Miami
-----------------------------	-------

Fourth Round

Monty Montgomery, DB, Houston	Indianapolis
Tyrus McCloud, LB, Louisville	Baltimore

Fifth Round

Lamont Burns, OG, East Carolina	New York Jets
Sam Garnes, S, Cincinnati	New York Giants
Tony Williams, DT, Memphis	Minnesota
Carl Powell, DE, Louisville	Indianapolis

Sixth Round

Robert Tate, WR, Cincinnati	Minnesota
Marcus Spriggs, OT, Houston	Buffalo
Chuck Clements, QB, Houston	New York Jets
Richard Hogans, LB, Memphis	Chicago

Seventh Round

Jerald Sowell, FB, Tulane	Green Bay
Marvin Thomas, DE, Memphis	Chicago

1996 DRAFTEES

First Round

Jerome Woods, S, Memphis	Kansas City
--------------------------	-------------

Second Round

Dedric Mathis, CB, Houston	Indianapolis
----------------------------	--------------



Jason Fabini



Eddie Freeman



Anthony Henry



PLAYERS IN THE PROS

Third Round

Roman Oben, OL, Louisville

New York Giants

Fifth Round

Alan Campos, LB, Louisville

Dallas

Jimmy Herndon, OL, Houston

Jacksonville

C-USA PLAYERS IN NFL EUROPE IN 2004

Ray Jackson, RB, Cincinnati

Berlin Thunder

Jonathan Ruffin, K, Cincinnati

Berlin Thunder

Richard Alston, WR, East Carolina

Berlin Thunder

Ja'Waren Blair, DT, East Carolina

Amsterdam Admirals

Leonard Henry, RB, East Carolina

Frankfurt Galaxy

Joffrey Reynolds, RB, Houston

Rhein Fire

Joe Gerda, G, Memphis

Scottish Claymores

Jimond Pugh, C, Memphis

Scottish Claymores

Jason Jimenez, OT, Southern Miss

Frankfurt Galaxy

John Nix, DT, Southern Miss

Amsterdam Admirals

Cedric Scott, DE, Southern Miss

Scottish Claymores

LaMarcus McDonald, LB, TCU

Cologne Centurions

Lynaris Elpheage, CB, Tulane

Frankfurt Galaxy

Alphonso Roundtree, CB, Tulane

Scottish Claymores

Jeff Sanchez, CB, Tulane

Amsterdam Admirals

Chris Brown, S, UAB

Frankfurt Galaxy

Willie Quinnie, WR, UAB

Rhein Fire

Scott McCready, WR, USF

Scottish Claymores

DeAndrew Rubin, WR, USF

Amsterdam Admirals

C-USA PLAYERS IN CANADIAN FOOTBALL IN 2004

Adriano Belli, DE, Houston

Hamilton Tiger-Cats

Robert Brown, DL, Southern Miss

Montreal Alouettes

Tim Carter, CB, Tulane

Winnipeg Blue Bombers

Marcus Crandell, QB, East Carolina

Calgary Stampeders

Keaton Cromartie, DE, Tulane

Ottawa Renegades

Jamie Crysedale, C, Cincinnati

Calgary Stampeders

William Fields, DB, Houston

Calgary Stampeders

Otis Floyd, LB, Louisville

British Columbia Lions

Sherrod Gideon, WR, Southern Miss

Ottawa Renegades

Reggie Hunt, DB, TCU

Saskatchewan Rough Riders

Dedric Mathis, CB, Houston

Hamilton Tiger-Cats

Joseph Morgan, DB, South Florida

Winnipeg Blue Bombers

Scott Regimbald, FB, Houston

Calgary Stampeders

Marcus Smith, CB, Memphis

Winnipeg Blue Bombers

Keith Stokes, WR, East Carolina

Winnipeg Blue Bombers

Marvin Thomas, DE, Memphis

Toronto Argonauts

Jason Tucker, WR, TCU

Edmonton Eskimos

John Turntine, DT, TCU

Toronto Argonauts

Jonta Woodard, OL, Louisville

Hamilton Tiger-Cats

C-USA PLAYERS IN ARENA FOOTBALL IN 2004

Ernest Allen, OL/DL, Cincinnati

Dallas Desperados

Donovan Arp, OL/DL, Louisville

Philadelphia Soul

Aaron Bailey, WR/LB, Louisville

New Orleans VooDoo

Marquel Blackwell, QB, USF

Tampa Bay Storm

Cornelius Bonner, WR/DB, Cincinnati

Las Vegas Gladiators

LaVell Boyd, WR/LB, Louisville

Georgia Force

Antonio Chatman, OS, Cincinnati

Chicago Rush

Jason Collins-Baker, WR/DB, Cincinnati

Columbus Destroyers

Jerry Crafts, OL/DL, Louisville

Detroit Fury

Brian Creel, OL/DL, UAB

Colorado Crush

Clif Dell, WR/LB, USF

Tampa Bay Storm

Glenn Davis, DS, USF

Carolina Cobras

Kevin Gaines, DS, Louisville

Georgia Force

Glenn Gauntt, QB, USF

Dallas Desperados

Kendrick Gholston, OL/DL, Louisville

Carolina Cobras

LaVar Glover, DS, Cincinnati

Columbus Destroyers

Gaylon Hyder, OL/DL, TCU

New Orleans VooDoo

Arnold Jackson, OS, Louisville

Georgia Force

Anthony Ladd, OS, Cincinnati

Chicago Rush

Hamin Milligan, DS, Houston

Chicago Rush

Harold Shaw, FB/LB, Southern Miss

Philadelphia Soul

Marlon Tickle, OL/DL, Tulane

New Orleans VooDoo



David Garrard



Hanik Milligan



Ryan Tucker



Dewayne White

2004 BOWL GAME HIGHLIGHTS



- College bowls will pay out \$187 million this coming season.
- Bowl games paid out more than \$820 million in the past five years alone and will pay out at least \$2 billion over the next decade.
- Bowls drew a Record Total Attendance of 1.45 million fans in 2003-04
- The combined TV audience for the 28 bowls was an average of 117 million households and 17 games saw an increase in TV viewer-ship.
- Average attendance at Bowl's in existence at least five years has increased 3.3% over that period. The same for Bowl's that have been around at least ten years (9.3% increase) or twenty years (14.1% increase). On average these games are more popular than ever.
- Of the 20 current bowls that have been played at least five years stadiums were filled to 95.2% of capacity and 13 bowls were at least 99% filled.
- College Bowls generate \$1.1 billion in annual economic impact (Excluding exposure)
- 26 Communities hosting 28 bowl games provide stability and commitment one promoter/sponsor could not
- 56 teams, or 48% of Division I-A programs will have a chance to be a part of the college football post-season bowl experience compared to approximately 20% in other NCAA sports (Div. I-AA football 13%; men's & women's basketball 20%; etc.)

Bowl Games Provide Revenue...

- This year 28 bowl games will distribute more than \$187 million to NCAA schools. More than \$820 million has been paid out in just the past five years and the bowls will conservatively payout more than \$2.1 billion over the next ten years.
- Almost all Bowl games are non-profit organizations. The more revenue the bowl brings in through ticket sales, sponsors, etc. the more money can be paid to NCAA schools.
- While it is true that some teams in conferences that don't send multiple teams to bowls don't receive as much revenue, that is a key reason additional bowls have been added recently -- to provide more opportunities for those conference members and increase their revenue. Indeed some bowls have been setup with the help of conferences to provide all the other benefits of a bowl.

Bowl Games Are Tradition...

- Bowl games have been a part of college football for 90 years. They have provided some of the greatest moments in college football history and add to the pageantry, color and excitement of the game. Bowl games are as much a part of the tradition of college football as any other aspect of the game.
- While there has been an increase in the number of bowl games, half of the bowls have been around for at least 15 years and 12 of these have been in existence for 25 or more years.
- The addition of bowl games has provided opportunities for more schools to participate in the bowl experience. That means more student athletes, coaches, cheerleaders, band members, halftime performers, administrators, alumni, college football fans and communities can be a part of this unforgettable experience. College football bowl games offer these people memories that can last a lifetime. This season about 5,600 student-athletes, 11,000 band members, 1,100 cheerleaders, 50,000 - 100,000 performers and millions of fans and community members were a part of this experience.
- Bowl games bring a measure of importance to the regular season not seen in other sports.

The numerous upsets of November 2001 was a great example of this. Had all those teams being playing for was seeding for a playoff the outcomes would not have meant as much and the interest and excitement, likewise, would have not been as feverish.

No other intercollegiate sport plays as few regular season games as football and every game means something, conference championships mean something.

- 86 (out of 117) different Division IA schools have participated in at least one bowl game in the past six seasons. A total of 56 schools, or 48 percent, will be a part of the post-season bowl experience this season and 28 teams will finish their season as a bowl champion. This compares to approximately 20 percent that are selected in NCAA Championships in other sports (I-AA Football - 13 percent; Baseball - 22 percent; Men's & Women's Basketball - 20 percent; etc.)

Bowl Games Are Popular...

- Total attendance increased this past year as a record of more than 1.45 million fans attended 28 bowl games. The average capacity-filled of the bowl stadiums was 89%. Fifteen bowls were at least 90% filled. Thirteen bowls were at least 99% filled.
- Average attendance was up 3.2% this past year. Of the 20 current bowls that have been played at least five years attendance was up and stadium capacity was at 95.2%. Newer bowls don't have the benefit of years of building a local base of support.
- The combined TV audience for the 28 bowls was an average of 117 million households and 17 games saw increases in TV viewer-ship.

Bowls Benefit Communities...

- Bowl games generate an estimated \$1.1 billion dollars worth of economic impact for their host communities each year. This does not include the value of exposure.
- Bowls benefit not only NCAA institutions but local causes and charities. Many bowls contribute in excess of \$100,000 annually to charitable causes and host camps for disadvantaged youth. A small sample of charities benefiting include the Boys & Girls Clubs, numerous hospitals, YMCA, local education programs through elementary and high schools, college scholarship programs, the United Way, Make a Wish Foundation and the Cystic Fibrosis Foundation

Bowls Provide New & Unique Experiences...

- Players take part in many diverse experiences and see many sights during their bowl trips
- Players at the Holiday Bowl have lunch and tour an aircraft carrier. Imagine the insight these players have today as they watch these same men fight for freedom in Iraq. Players visit the Alamo in San Antonio, tour historic Alcatraz in San Francisco, Disney theme parks in Orlando, go snowmobiling in Boise, experience a Luau and visit Pearl Harbor in Hawaii, and much more.

2004-05 Bowl Schedule

Date	Bowl	Conference	Location	Time	Network
Dec. 14	Wyndham New Orleans Bowl	Sun Belt vs. C-USA	New Orleans, La.	8 p.m.	ESPN 2
Dec. 21	Tangerine Bowl	ACC vs. Big 12	Orlando, Fla.	7:30 p.m.	ESPN
Dec. 22	GMAC Bowl	C-USA vs. MAC	Mobile, Ala.	8 p.m.	ESPN
Dec. 23	PlainsCapital Fort Worth Bowl	Big 12 vs. C-USA	Fort Worth, Texas	6:30 p.m.	ESPN
Dec. 23	Las Vegas Bowl	Mountain West vs. Pac-10	Las Vegas, Nev.	9:45 p.m.	ESPN
Dec. 24	Sheraton Hawaii Bowl	WAC vs. C-USA	Honolulu, Hawaii	2 p.m.	ESPN
Dec. 27	MPC Computers Bowl	WAC vs. ACC	Boise, Idaho	2 p.m.	ESPN
Dec. 27	Motor City Bowl	MAC vs. Big Ten	Detroit, Mich.	5:30 p.m.	ESPN
Dec. 28	Independence Bowl	SEC vs. Big 12	Shreveport, La.	6:30 p.m.	ESPN
Dec. 28	Insight Bowl	Big East or Notre Dame vs. Pac-10	Phoenix, Ariz.	9:30 p.m.	ESPN
Dec. 29	MasterCard Alamo Bowl	Big Ten vs. Big 12	San Antonio, Texas	8 p.m.	ESPN
Dec. 30	Continental Tire Bowl	ACC vs. Big East	Charlotte, N.C.	1 p.m.	ESPN 2
Dec. 30	EV1.net Houston Bowl	SEC vs. Big 12	Houston, Texas	3:30 p.m.	ESPN
Dec. 30	Emerald Bowl	Pac-10 vs. Mountain West	San Francisco, Calif.	4:30 p.m.	ESPN 2
Dec. 30	Pacific Life Holiday Bowl	Pac-10 vs. Big 12	San Diego, Calif.	8 p.m.	ESPN
Dec. 30	Silicon Valley Football Classic	WAC vs. Pac-10	San Jose, Calif.	11 p.m.	ESPN 2
Dec. 31	Gaylord Hotels Music City Bowl	SEC vs. Big Ten	Memphis, Tenn.	12 p.m.	ESPN
Dec. 31	Vitalis Sun Bowl	Pac-10 vs. Big Ten	El Paso, Texas	2 p.m.	CBS
Dec. 31	AutoZone Liberty Bowl	Conference USA vs. Mountain West	Memphis, Tenn.	3:30 p.m.	ESPN
Dec. 31	Chick-fil-A Peach Bowl	ACC vs. SEC	Atlanta, Ga.	7:30 p.m.	ESPN
Jan. 1	Outback Bowl	Big Ten vs. SEC	Tampa, Fla.	11 a.m.	ESPN
Jan. 1	SBC Cotton Bowl	Big 12 vs. SEC	Dallas, Texas	11 a.m.	FOX
Jan. 1	Toyota Gator Bowl	ACC vs. Big East or Notre Dame	Jacksonville, Fla.	12:30 p.m.	NBC
Jan. 1	Capital One Bowl	SEC vs. Big Ten	Orlando, Fla.	1 p.m.	ABC
Jan. 1	Rose Bowl	BCS (Big Ten) vs. BCS (Pac-10)	Pasadena, Calif.	5 p.m.	ABC
Jan. 1	Tostitos Fiesta Bowl	BCS (Big 12) vs. BCS (At-Large)	Tempe, Ariz.	8:30 p.m.	ABC
Jan. 3	Nokia Sugar Bowl	BCS (SEC) vs. BCS (At-Large)	New Orleans, La.	8 p.m.	ABC
Jan. 4	FedEx Orange Bowl	BCS National Championship Game	Miami, Fla.	8 p.m.	ABC

All Times Eastern and Subject to Change



AUTOZONE LIBERTY BOWL QUICK FACTS

Memphis, Tennessee
Date: December 31
Time: 2:30 p.m. CST
Stadium: Liberty Bowl Memorial (62,380)
Network: ESPN
Opponent: Mountain West Conference
 Champion
Executive Director: Steve Ehrhart
President: John Moore

Assoc. Executive Director: Harold Graeter
Phone: 901/795-7700
FAX: 901/795-7826
Mailing Address:
 3767 New Getwell Rd.
 Memphis, TN 38118
Website: www.libertybowl.org



Steve Ehrhart
 Executive Director



Harold Graeter
 Assoc. Executive Director



John Moore
 President

BOWL NOTES

Conference USA's representative has won five of the last seven Liberty Bowl games. C-USA teams have an all-time record of 8-5 in the game....Last year's attendance of 55,989 for the Utah-Southern Miss matchup marked the sixth consecutive year that attendance topped the 50,000 mark....This year marks the Liberty Bowl's first year of a five-year agreement with Memphis-based auto parts retailer AutoZone as a title sponsor....John Moore, Vice President of Northwest Airlines, has been elected the President of the 2004 AutoZone Liberty Bowl.... This year marks the 46th anniversary of the AutoZone Liberty Bowl, making it college football's seventh-oldest bowl game....Over the years the Liberty Bowl has seen legendary coaches such as Paul "Bear" Bryant, Lou Holtz, Johnny Majors and Joe Paterno coach in the game, while outstanding players such as Ernie Davis, Doug Flutie, Bo Jackson, Archie Manning and Randy White have participated in the bowl.



Southern Miss and Utah locked up in a defensive struggle in last year's Liberty Bowl.

Past Results

at Memphis

2003	Utah 17, Southern Miss 0
2002	TCU 17, Colorado State 3
2001	Louisville 28, Brigham Young 10
2000	Colorado State 22, Louisville 17
1999	Southern Miss 23, Colorado State 17
1998	Tulane 41, Brigham Young 27
1997	Southern Miss 41, Pittsburgh 7
1996	Syracuse 30, Houston 17
1995	East Carolina 19, Stanford 13
1994	Illinois 30, East Carolina 0
1993	Louisville 18, Michigan State 7
1992	Mississippi 13, Air Force 0
1991	Air Force 38, Mississippi State 15
1990	Air Force 23, Ohio State 11
1989	Mississippi 42, Air Force 29
1988	Indiana 34, South Carolina 10
1987	Georgia 20, Arkansas 17
1986	Tennessee 21, Minnesota 14
1985	Baylor 21, Louisiana State 7
1984	Auburn 21, Arkansas 15
1983	Notre Dame 19, Boston College 18
1982	Alabama 21, Illinois 15
1981	Ohio State 31, Navy 28
1980	Purdue 28, Missouri 25
1979	Penn State 9, Tulane 6
1978	Missouri 20, Louisiana State 15
1977	Nebraska 21, North Carolina 17
1976	Alabama 36, UCLA 6
1975	Southern California 20, Texas A&M 0
1974	Tennessee 7, Maryland 3
1973	North Carolina State 31, Kansas 18
1972	Georgia Tech 31, Iowa State 30
1971	Tennessee 14, Arkansas 13
1970	Tulane 17, Colorado 3
1969	Colorado 47, Alabama 33
1968	Mississippi 34, Virginia Tech 17
1967	North Carolina State 14, Georgia 7
1966	Miami (Fla.) 14, Virginia Tech 7
1965	Mississippi 13, Auburn 7

at Atlantic City

1964 Utah 32, West Virginia 6

at Philadelphia

1963	Mississippi State 16, North Carolina State 12
1962	Oregon State 6, Villanova 0
1961	Syracuse 15, Miami (Fla.) 14
1960	Penn State 41, Oregon 12
1959	Penn State 7, Alabama 0



GMAC BOWL QUICK FACTS

Mobile, Alabama
Date: December 22
Time: 7:00 p.m. CST
Stadium: Ladd-Peebles Stadium
 (42,000)
Network: ESPN
Opponent: Mid-American Conference
CEO: Mike Gottfried
President: Jerry Silverstein

Executive Director: Frank Modarelli
Media Relations Director:
 Kelley Wright
Phone: 251/635-0011
FAX: 251/635-0014
Mailing Address:
 1100 Hillcrest Road, Suite 115
 Mobile, AL 36695
Website: www.gmacbowl.com



Mike Gottfried
 CEO

BOWL NOTES

Some of the most productive quarterbacks in Division I have appeared in the GMAC Bowl in its first five years. Players like Dave Ragone (Louisville), Stefan LeFors (Louisville) and David Garrard (East Carolina) have squared off against the likes of Ben Roethlisberger (Miami-Ohio) and Byron Leftwich (Marshall) in the game....East Carolina and Marshall battled in the highest-scoring bowl game in NCAA history in the third annual GMAC Bowl in 2001. No. 25-ranked Marshall rallied from a 38-8 halftime deficit to post a 64-61 win in double-overtime. The teams combined for 1,141 total yards....The 2000 game was decided with eight seconds remaining as Jeff Kelly threw a 28-yard TD pass to Kenneth Johnson to give Southern Miss a 28-21 win over TCU....In the inaugural game, current San Diego Chargers star LaDainian Tomlinson ran for 124 yards and two touchdowns to lead TCU to a 28-14 win over East Carolina.

Past Results

2003	Miami (Ohio) 49, Louisville 28
2002	Marshall 38, Louisville 15
2001	Marshall 64, East Carolina 61 (2ot)
2000	Southern Miss 28, TCU 21
1999	TCU 28, East Carolina 14



Jerry Silverstein
 President



Frank Modarelli
 Executive Director



Ladd-Peebles Stadium



Ronnie Ghent sets up a Louisville score in the 2003 GMAC Bowl.



Stefan LeFors threw three touchdowns in last year's game.

PLAINSCAPITAL FORT WORTH BOWL



PLAINSCAPITAL FORT WORTH BOWL QUICK FACTS

Fort Worth, Texas
Date: December 23
Time: 5:30 p.m. CST
Stadium: Amon G. Carter Stadium
 (44,008)
Network: ESPN
Opponent: Big 12 Conference
 Selection
Executive Director: Tom Starr
Phone: 817/810-0012

Media Relations Director:
 Tim Simmons
Phone: 303/678-8484
FAX: TBA
Mailing Address:
 505 Main Street,
 Suite 270
 Fort Worth, TX 76102
Website: fwbowl.com



Tom Starr
 Executive Director

BOWL NOTES

Conference USA is in a multiple-year agreement to provide a team for the annual PlainsCapital Fort Worth Bowl. The inaugural game last December featured a battle of Top 20 Teams when No. 19 TCU battled No. 16 Boise State. The Broncos won the game, 34-31, in one of the highest scoring games of the 2003-2004 bowl season.

This year's game is again scheduled for December 23 and will feature a C-USA team against an opponent from the Big 12 Conference.

Past Results

2003 Boise State 34, TCU 31



Brandon Hassell led TCU against Boise State in the inaugural PlainsCapital Fort Worth Bowl.



Amon G. Carter Stadium



SHERATON HAWAI'I BOWL QUICK FACTS

Honolulu, Hawaii

Date: December 24

Time: 2:00 p.m. HST (6:00 p.m. CST)

Stadium: Aloha Stadium (50,000)

Network: ESPN

Opponent: Western Athletic
Conference Selection

Executive Director: Jim Donovan

Media Relations Director: Dave Matlin

Phone: 808/983-1124

FAX: 808/955-0505

Mailing Address:

1357 Kapiolani Blvd.
Suite 1450
Honolulu, HI 96814

Website: www.sheratonhawaiiibowl.com

BOWL NOTES

Last year's Sheraton Hawai'i Bowl was the highest scoring bowl game of the 2003-04 bowl season. Houston scored on an 81-yard TD reception in the final minute of regulation to send the game to overtime. Hawaii eventually prevailed, 54-48, in triple overtime...In 2002, Tulane represented Conference USA in the inaugural Hawai'i Bowl, upsetting the Hawaii Rainbow Warriors on their home field. J.P. Losman ran for a pair of second half touchdowns, but it was the punt return skills of DB Lynaris Elpheage, who had a 60-yard return for a touchdown and a 56-yard return to set up another score that sparked the Green Wave offense.

Past Results

2003	Hawai'i 54, Houston 48 (3 ot)
2002	Tulane 36, Hawaii 28



Aloha Stadium



Houston and Hawai'i battled in the highest-scoring bowl game last season.

WYNDHAM NEW ORLEANS BOWL



WYNDHAM NEW ORLEANS BOWL QUICK FACTS

New Orleans, La.

Date: December 14

Time: 7:00 p.m. CST

Stadium: Louisiana Superdome (69,767)

Network: ESPN 2

Opponent: Sun Belt Conference Champion

President/CEO: Jay Cicero

Executive Director: Ron Maestri

V.P. Marketing/Operations: Billy Ferrante

Media Relations Director: Sam Joffray

Phone: 504/525-5678

FAX: 504/529-1622

Mailing Address: 1400 Poydras, Suite 918
New Orleans, LA 70112

Website: www.neworleansbowl.org



Jay Cicero
President/CEO



Ron Maestri
Executive Director

BOWL NOTES

Conference USA participated in the New Orleans Bowl for the second straight year last December. Memphis, armed with over 10,000 of its fans, made its first bowl appearance since 1971 in last year's game. The Tigers defeated Sun Belt Conference Champion North Texas, 27-17, to cap off their first nine-win season since 1963. In 2002, C-USA co-champion Cincinnati battled North Texas, dropping a 24-19 decision to the Mean Green. The New Orleans Bowl is played at the Louisiana Superdome, home of Tulane University and site of six Super Bowl games. The 2004 Wyndham New Orleans Bowl will be played on Tuesday, December 14 at 7:00 p.m. CST and will be televised by ESPN 2. The game will kick off the 2004-05 bowl season.

Past Results

2003	Memphis 27, North, Texas 17
2002	North Texas 24, Cincinnati 19
2001	Colorado State 45, North Texas 20



Louisiana Superdome



Memphis played in its first bowl game since 1971 when it won last year's New Orleans Bowl.

ARMY (2-2-0)

- 1996 INDEPENDENCE BOWL (Shreveport, La.)
Auburn 32, Army 29
- 1988 SUN BOWL (El Paso, Texas)
Alabama 29, Army 28
- 1985 PEACH BOWL (Atlanta, Ga.)
Army 31, Illinois 29
- 1984 CHERRY BOWL (Pontiac, Mich.)
Army 10, Michigan State 6

CINCINNATI (3-4-0)

- 2002 NEW ORLEANS (New Orleans, La.)
North Texas 24, Cincinnati 19
- 2001 MOTOR CITY (Pontiac, Mich.)
(25) Toledo 23, Cincinnati 16
- 2000 MOTOR CITY (Pontiac, Mich.)
Marshall 25, Cincinnati 14
- 1997 HUMANITARIAN BOWL (Boise, Idaho)
Cincinnati 35, Utah State 19
- 1950 SUN BOWL (El Paso, Texas)
West Texas State 14, Cincinnati 13
- 1949 GLASS BOWL (Toledo, Ohio)
Cincinnati 33, Toledo 13
- 1946 SUN BOWL (El Paso, Texas)
Cincinnati 18, Virginia Tech 6

EAST CAROLINA (7-5-0)

- 2001 GMAC BOWL (Mobile, Ala.)
(25) Marshall, East Carolina 61 (20t)
- 2000 galleryfurniture.com BOWL (Houston, Texas)
East Carolina 40, Texas Tech 27
- 1999 MOBILE ALABAMA BOWL (Mobile, Ala.)
TCU 28, East Carolina 14
- 1995 LIBERTY BOWL (Memphis, Tenn.)
East Carolina 19, Stanford 13
- 1994 LIBERTY BOWL (Memphis, Tenn.)
Illinois 30, East Carolina 0
- 1992 PEACH BOWL (Atlanta, Ga.)
East Carolina 37, North Carolina State 34
- 1978 INDEPENDENCE BOWL (Shreveport, La.)
East Carolina 35, Louisiana Tech 13
- 1965 TANGERINE BOWL (Orlando, Fla.)
East Carolina 31, Maine 0
- 1964 TANGERINE BOWL (Orlando, Fla.)
East Carolina 14, Massachusetts 13
- 1963 EASTERN BOWL (Allentown, Pa.)
East Carolina 27, Northeastern 6
- 1954 ELKS BOWL (Greenville, N.C.)
Morris-Harvey 12, East Carolina 0
- 1952 LIONS BOWL (Salisbury, N.C.)
Clarion College 13, East Carolina 6

HOUSTON (7-7-1)

- 2003 HAWAII BOWL (Honolulu, Hawaii)
Hawaii 54, Houston 48 (3 ot)
- 1996 LIBERTY BOWL (Memphis, Tenn.)
Syracuse 30, Houston 17
- 1988 ALOHA BOWL (Honolulu, Hawaii)
Washington State 24, Houston 22
- 1985 COTTON BOWL (Dallas, Texas)
Boston College 45, Houston 28
- 1981 SUN BOWL (El Paso, Texas)
Oklahoma 40, Houston 14
- 1980 GARDEN STATE BOWL
(East Rutherford, N.J.)
Houston 35, Navy 0
- 1980 COTTON BOWL (Dallas, Texas)
Houston 17, Nebraska 14
- 1979 COTTON BOWL (Dallas, Texas)
Notre Dame 35, Houston 34
- 1977 COTTON BOWL (Dallas, Texas)
Houston 30, Maryland 21
- 1974 BLUEBONNET BOWL (Houston, Texas)
Houston 31, North Carolina State 31
- 1973 BLUEBONNET BOWL (Houston, Texas)
Houston 47, Tulane 7
- 1971 BLUEBONNET BOWL (Houston, Texas)
Colorado 29, Houston 17
- 1969 BLUEBONNET BOWL (Houston, Texas)
Houston 36, Auburn 7
- 1962 TANGERINE BOWL (Orlando, Fla.)
Houston 49, Miami (Ohio) 21
- 1952 SALAD BOWL (Phoenix, Ariz.)
Houston 26, Dayton 21

LOUISVILLE (4-6-1)

- 2003 GMAC BOWL (Mobile, Ala.)
(14) Miami (Ohio) 49, Louisville 28
- 2002 GMAC BOWL (Mobile, Ala.)
(24) Marshall 38, Louisville 15
- 2001 LIBERTY BOWL (Memphis, Tenn.)
(22) Louisville 28, (17) BYU 10
- 2000 LIBERTY BOWL (Memphis, Tenn.)
Colorado State 22, Louisville 17
- 1999 HUMANITARIAN BOWL (Boise, Idaho)
Boise State 34, Louisville 31
- 1998 MOTOR CITY BOWL (Pontiac, Mich.)
Marshall 48, Louisville 29
- 1993 LIBERTY BOWL (Memphis, Tenn.)
Louisville 18, Michigan State 7
- 1991 FIESTA BOWL (Tempe, Ariz.)
Louisville 34, Alabama 7
- 1977 INDEPENDENCE BOWL (Shreveport, La.)
Louisiana Tech 24, Louisville 14
- 1970 PASADENA BOWL (Pasadena, Calif.)
Louisville 24, Long Beach State 24
- 1958 SUN BOWL (El Paso, Texas)
Louisville 34, Drake 20



POSTSEASON HISTORY

MEMPHIS (3-0-0)

- 2003 NEW ORLEANS BOWL (New Orleans, La.)
Memphis 27, North Texas 17
- 1971 PASADENA BOWL (Pasadena, Calif.)
Memphis 28, San Jose State 9
- 1956 BURLEY BOWL (Johnson City, Tenn.)
Memphis 32, East Tennessee State 12

SOUTHERN MISS (6-8-0)

- 2003 LIBERTY BOWL (Memphis, Tenn.)
(25) Utah 17, Southern Miss 0
- 2002 HOUSTON BOWL (Houston, Texas)
Oklahoma State 33, Southern Miss 23
- 2000 GMAC MOBILE ALABAMA BOWL (Mobile, Ala.)
Southern Miss 28, TCU 21
- 1999 AXA LIBERTY BOWL (Memphis, Tenn.)
Southern Miss 23, Colorado State 17
- 1998 HUMANITARIAN BOWL (Boise, Idaho)
Idaho 42, Southern Miss 35
- 1997 AXA LIBERTY BOWL (Memphis, Tenn.)
Southern Miss 41, Pittsburgh 7
- 1990 ALL-AMERICAN BOWL (Birmingham, Ala.)
North Carolina State 31, Southern Miss 27
- 1988 INDEPENDENCE BOWL (Shreveport, La.)
Southern Miss 38, Texas-El Paso 18
- 1981 TANGERINE BOWL (Orlando, Fla.)
Missouri 19, Southern Miss 17
- 1980 INDEPENDENCE BOWL (Shreveport, La.)
Southern Miss 16, McNeese State 14
- 1958 TANGERINE BOWL (Orlando, Fla.)
East Texas State 10, Southern Miss 9
- 1957 TANGERINE BOWL (Orlando, Fla.)
West Texas State 20, Southern Miss 13
- 1954 SUN BOWL (El Paso, Texas)
Pacific 26, Southern Miss 7
- 1953 SUN BOWL (El Paso, Texas)
Texas-El Paso 37, Southern Miss 14

TCU (7-12-1)

- 2003 FORT WORTH BOWL (Fort Worth, Texas)
(16) Boise State 34, (19) TCU 31
- 2002 AXA LIBERTY BOWL (Memphis, Tenn.)
TCU 17, (21) Colorado State 3
- 2001 galleryfurniture.com BOWL (Houston, Texas)
Texas A&M 28, TCU 9
- 2000 GMAC MOBILE ALABAMA BOWL (Mobile, Ala.)
Southern Miss 28, TCU 21
- 1999 MOBILE ALABAMA BOWL (Mobile, Ala.)
TCU 28, East Carolina 14
- 1998 SUN BOWL (El Paso, Texas)
TCU 28, Southern California 19
- 1994 INDEPENDENCE BOWL (Shreveport, La.)
Virginia 20, TCU 10

- 1984 BLUEBONNET BOWL (Houston, Texas)
West Virginia 31, TCU 14
- 1965 SUN BOWL (El Paso, Texas)
Texas Western 13, TCU 12
- 1959 BLUEBONNET BOWL (Houston, Texas)
Clemson 23, TCU 7
- 1958 COTTON BOWL (Dallas, Texas)
TCU 0, Air Force 0
- 1957 COTTON BOWL (Dallas, Texas)
TCU 28, Syracuse 27
- 1956 COTTON BOWL (Dallas, Texas)
Mississippi 14, TCU 13
- 1952 COTTON BOWL (Dallas, Texas)
Kentucky 20, TCU 7
- 1948 DELTA BOWL (Memphis, Tenn.)
Mississippi 13, TCU 9
- 1945 COTTON BOWL (Dallas, Texas)
Oklahoma State 34, TCU 0
- 1942 ORANGE BOWL (Miami, Fla.)
Georgia 40, TCU 26
- 1939 SUGAR BOWL (New Orleans, La.)
TCU 15, Carnegie Tech 7
- 1937 COTTON BOWL (Dallas, Texas)
TCU 16, Marquette 6
- 1936 SUGAR BOWL (New Orleans, La.)
TCU 3, Louisiana State 2

TULANE (4-6-0)

- 2002 HAWAII BOWL (Honolulu, Hawaii)
Tulane 36, Hawaii 28
- 1998 LIBERTY BOWL (Memphis, Tenn.)
Tulane 41, Brigham Young 27
- 1987 INDEPENDENCE BOWL (Shreveport, La.)
Washington 24, Tulane 12
- 1980 HALL OF FAME BOWL (Birmingham, Ala.)
Arkansas 34, Tulane 15
- 1979 LIBERTY BOWL (Memphis, Tenn.)
Penn State 9, Tulane 6
- 1973 BLUEBONNET BOWL (Houston, Texas)
Houston 47, Tulane 7
- 1970 LIBERTY BOWL (Memphis, Tenn.)
Tulane 17, Colorado 3
- 1940 SUGAR BOWL (New Orleans, La.)
Texas A&M 14, Tulane 13
- 1935 SUGAR BOWL (New Orleans, La.)
Tulane 20, Temple 14
- 1932 ROSE BOWL (Pasadena, Calif.)
Southern California 21, Tulane 12

UAB

No postseason appearances

USF

No postseason appearances.

CONFERENCE USA

5201 N. O'Connor Blvd., Suite 300
Irving, TX 75039
P: 214/774-1300 • F: 214/496-0055
conferenceusa.com

Russell Anderson, Assistant Commissioner for Media Relations • rdanderson@c-usa.org

TBA, Assoc. Director of Media Relations

TBA, Assoc. Director of Media Relations

Ryan Powell, Assistant Director of Media Relations • rpowell@c-usa.org

ARMY

Building 639, Howard Road
West Point, NY 10996
845/938-3512
Fax 845/446-2556

***Bob Beretta**, Assistant

Athletic Director

robert.beretta@usma.edu
Mike Albright, Associate
Mady Salvani, Assistant
Jim Zuhlke, Assistant



CINCINNATI

One Edwards Center, Suite 1110
Cincinnati, OH 45221-0021
Phone 513/556-5191
Fax 513/556-0619

Associate AD: Brian Teter
brian.teter@uc.edu

Assistant AD: Tom Hathaway
tom.hathaway@email.uc.edu

Assistant: Shawn Sell
shawn.sell@uc.edu

Assistant: Geoff Wiswell
geoff.wiswell@uc.edu



EAST CAROLINA

Ward Sports Medicine Building
Greenville, NC 27858
Phone 252/328-4522
Fax 252/328-4528

Director: TBA

Assistant: Jody Jones
jonesjod@mail.ecu.edu

Assistant: Kerwin Lonzo
lonzok@mail.ecu.edu
Intern: Malcolm Gray
graym@mail.ecu.edu



HOUSTON

3100 Cullen Boulevard
Houston, TX 77004
Phone 713/743-9404
Fax 713/743-9411

Associate AD: Chris Burkhalter
cburkha@mail.uh.edu

Assistant: Rick Poulter
rpoulter@uh.edu

Assistant: Jeff Conrad
jaconrad@mail.uh.edu

Assistant: Amy Abramczyk
amy.abramczyk@uh.edu

Assistant: Drew Lacy

andrew.lacy@mail.uh.edu



LOUISVILLE

Student Activities Center
Floyd and Brandeis Streets
Louisville, KY 40292
Phone 502/852-6581
Fax 502/852-7401

Associate AD: Kenny Klein

kenny.klein@louisville.edu

Associate: Nancy Smith Worley
Nasmit01@gwise.louisville.edu

Assistant: Rocco Gasparro

rocco.gasparro@louisville.edu

Assistant: Kim Pemberton
kapemb01@gwise.louisville.edu

Assistant: Sean Moth
semoth01@gwise.louisville.edu

Assistant: Lori Korte

Ljkort01@gwise.louisville.edu



MEMPHIS

205 Athletic Office Building
570 Normal
Memphis, TN 38152
Phone 901/678-2337
Fax 901/678-4134

Associate AD: Bob Winn

bwinn@cc.memphis.edu

Director: Jennifer Rodrigues

jmpowers@memphis.edu

Assistant: Lamar Chance

lchance1@memphis.edu

Assistant: Tammy DeGroff

tdegroff@memphis.edu



SOUTHERN MISS

Southern Station, Box 5161
Hattiesburg, MS 39406-5161
Phone 601/266-4503
Fax 601/266-4507

Assistant AD: Mike Montoro
michael.montoro@usm.edu

Associate: Shirley Hill
shirley.jones-hill@usm.edu

Assistant: Mike Martinez
mike.martinez@usm.edu

Assistant: Jared Florreich

jared.florreich@usm.edu



TCU

2900 Stadium Drive
Fort Worth, TX 76129
Phone 817/257-7969

Director: Steve Fink
s.fink@tcu.edu

Associate: Drew Harris
d.harris@tcu.edu

Assistant: Matt Freed
m.freed@tcu.edu

Assistant: Samantha Moy
s.moy@tcu.edu

Intern: James Allan
j.allan@tcu.edu

GA: Brandie Davidson
b.i.davidson@tcu.edu



TULANE

Wilson Center
Ben Weiner Drive
New Orleans, LA 70118-5681
Phone 504/865-5506
Fax 504/865-5512

Assistant AD: Donna Turner
dturner1@tulane.edu

Associate: John Sudsbury
jsudsbu@tulane.edu

Assistant: Philip Allison
Phillip.Allison@tulane.edu

Assistant: Richie Weaver
rweaver@tulane.edu



UAB

115 Bartow Arena
617 13th Street South
Birmingham, AL 35294-4520
Phone 205/934-7586
Fax 205/975-9865

Assistant AD: Norm Reilly
nreilly@uab.edu

Assistant: Aaron Jordan
jordana@uab.edu

Assistant: Katie O'Brien
kobrien@uab.edu

Assistant: Mark Crawford
mcra@uab.edu



USF

4202 E Fowler Avenue
ATH100
Tampa, FL 33620
Phone 813/974-2125
Fax 813/974-5328

Director: John Gerdes (4086)
gerdes@admin.usf.edu

Associate: Fred Huff (4087)
huff@admin.usf.edu

Assistant: Paul Dodson
pdodson@admin.usf.edu

Assistant: Mike Hogan (4092)
mhogan@admin.usf.edu

Assistant: Jodi Smith (7099)
jsmith@admin.usf.edu



A young man with curly, light brown hair and blue eyes is looking slightly to the left. He is wearing a dark blue polo shirt with thin, horizontal white and light blue stripes. He has his hands in his pockets. The background is a textured, light-colored wall.

AÉROPOSTALE
IS A PROUD SPONSOR OF



AÉROPOSTALE
WWW.AEROPOSTALE.COM



Army Cincinnati

Louisville Memphis Southern Miss

TCU Tulane

East Carolina Houston

C-USA

conferenceusa.com

Memphis Southern Miss TCU Tulane UAB

Army Cincinnati East Carolina Houston Louisville Memphis Southern Miss TCU Tulane UAB