



CUSA™



CONFERENCE USA 2008 BASEBALL



2007 ACCOMPLISHMENTS

- Conference USA was the No. 5 ranked baseball conference in 2006, trailing only the ACC, SEC, Big 12 and Pac-10.
- Rice advanced to its sixth College World Series since 1997. The Owls won a pair of games in Omaha for the second straight season. It was the third consecutive year that C-USA placed a team in the CWS (Tulane in 2005).
- Conference USA placed four teams in the 2007 NCAA Tournament (East Carolina, Memphis, Rice and Southern Miss). It was the sixth straight year that C-USA produced at least four NCAA teams.
- For the seventh time in the last eight years, a Conference USA team hosted an NCAA Regional when Rice welcomed TCU, Baylor and Prairie View to the Houston Regional. The Owls also hosted a Super Regional against Texas A&M, marking the eighth straight season a C-USA team has advanced to Super Regional play.
- Rice (56-14) had the second-highest win total in college baseball. The 54 wins by the Owls prior to the World Series marked the fourth year in a row that Conference USA has produced the team with either the most total wins heading into the CWS or the best regular season record in Division I (Rice in 2006, Tulane in 2005 and East Carolina in 2004).
- The Owls were the No. 1 ranked team in the nation several weeks of the season, the third year in a row that C-USA produced the top-ranked team in multiple weeks of the season (Rice in 2006 and Tulane in 2005).
- East Carolina, Houston, Southern Miss and Tulane were each nationally-ranked at some point in the season, giving the league five ranked schools in 2007.
- Seven of the nine Conference USA teams won at least one game against a nationally-ranked, non-conference opponent.
- C-USA teams posted a total of 27 wins over nationally-ranked, non-conference opponents during the regular season, including 10 against Top 10 foes.
- Among the NCAA teams that C-USA defeated in 2007 were: North Carolina (Rice), Texas (Rice), Clemson (Memphis), Mississippi (Southern Miss), Texas A&M (Rice), Cal State Fullerton (East Carolina and Rice), Pepperdine (East Carolina), Long Beach State (Rice), TCU (Rice and UCF), Missouri (Memphis), Nebraska (Rice), Florida (UCF), LSU (Tulane and UCF), Louisiana-Lafayette (Southern Miss), Michigan (East Carolina and UCF), Louisville (Rice and Southern Miss) and Baylor (Houston and Rice).
- Five C-USA schools (East Carolina, Houston, Rice, Southern Miss and Tulane) ranked among the top 22 in Division I in average home attendance during the 2007 season.
- Six different Conference USA players were honored as All-Americans, including consensus first team All-American Joe Savery of Rice.
- Three C-USA players earned Freshman All-American honors, including Collegiate Baseball's National Freshman Pitcher of the Year Ryan Berry of Rice.
- Conference USA had three players that earned National Player of the Week honors.
- A record five C-USA players earned recognition as 2007 ESPN the Magazine Academic All-Americans, including two first team selections from Southern Miss (Patrick Ezell and Trey Sutton). Two additional players earned Academic All-District honors.
- Conference USA had 29 players chosen in the June Major League Baseball Draft, the second-highest total in league history. Rice's Joe Savery was the first of an NCAA record-tying 14 selections from Rice. Savery's selection marked the third straight year that C-USA has produced a first round pick.
- Fourteen players from C-USA schools appeared on the opening day rosters of Major League Baseball teams, with seven schools represented.



Rice players celebrate (above) after defeating Louisville, 15-10, in the opening game of the 2007 College World Series in Omaha, Neb. Owls starting pitcher Joe Savery delivers against North Carolina in the first inning of the Rice-North Carolina CWS series (right). The Owls entered their sixth CWS as the top-ranked team in the country. The C-USA 2007 regular season and tournament champion defeated North Carolina in their second CWS game, eventually being eliminated by the Tar Heels in the next two games. (AP Photo/Ted Kirk and Nat Harnik)



ON THE COVER

Featured on the front cover are players T. J. Hose, East Carolina; Jimmy Cesario, Houston; Josh Valle, Marshall; Matt Yokley, Memphis; Aaron Luna, Rice; Trey Sutton, Southern Miss; Shooter Hunt, Tulane; Phil Bell, UAB and Kiko Vazquez, UCF. Featured on the back cover are C-USA head coaches Billy Godwin, East Carolina; Rayner Noble, Houston; Jeff Waggoner, Marshall; Daron Schoenrock, Memphis; Wayne Graham, Rice; Corky Palmer, Southern Miss; Rick Jones, Tulane; Brian Shoop, UAB and Jay Bergman, UCF.

CONFERENCE USA
BASEBALL

2007 C-USA BASEBALL

C-USA™



ice became the first team in Conference USA history to win the regular season and tournament titles in back-to-back seasons when it defeated East Carolina in last year's championship game in Greenville.

CONFERENCE USA
5201 N. O'Connor Blvd., Suite 300
Irving, TX 75039
214/774-1300 • Fax 214/496-0055
conferenceusa.com

Commissioner: Britton Banowsky
Executive Associate Commissioner: Judy MacLeod (jmacleod@c-usa.org)
Associate Commissioner: Alfred White (awhite@c-usa.org)
Associate Commissioner: Kelly Carney (kcarney@c-usa.org)
Assistant Commissioner for Football/Baseball Operations:
 Russell Anderson (rdanderson@c-usa.org)
Assistant Commissioner for Sports Services: Chris Woolard (cwoolard@c-usa.org)
Assistant Commissioner for Business Affairs: Catrina Gibson (cgbson@c-usa.org)
Assistant Commissioner for Public Affairs:
 Courtney Morrison Archer (cmarcher@c-usa.org)
Assistant Commissioner for Compliance/Academics:
 Rob Philippi (rphilippi@c-usa.org)
Director of Compliance: Charolette Hunt (clhunt@c-usa.org)
Director of Events: Monay Wallin (mwallin@c-usa.org)
Director of Sports Services: Keisha Dunlap (kdunlap@c-usa.org)
Director of Sports Services: Donyale Canada (dcanada@c-usa.org)
Associate Director of Media Relations: Debbie Davis (ddavis@c-usa.org)
Associate Director of Marketing/Events: Emily Agler (eagler@c-usa.org)
Assistant Director of Media Relations: Tod Meisner (tmeisner@c-usa.org)
Coordinator of Student-Athlete Services and Assistant to the Commissioner:
 Callie Hubbell (chubbell@c-usa.org)
Administrative Assistant: TBA
Administrative Intern: Carmen Jones (cjones@c-usa.org)

Coordinator of Women's Baseball Umpires: Rich Fetchiet
Coordinator of Creative Services: Erika Amstadt Hirschfield

2	Media Services
3	Howser Ad
4	Preseason Awards
5-7	Notebook
8-18	Conference USA
19-22	East Carolina
23-26	Houston
27-30	Marshall
31-34	Memphis
35-38	Rice
39-42	Southern Miss
43-46	Tulane
47-50	UAB
51-54	UCF
55	Standings/Postseason Results
56	Awards
57-58	Individual Leaders – All Games
59-60	Team Leaders – All Games
61-62	Individual Leaders – C-USA Games
63-64	Team Leaders – C-USA Games
65-66	Records – Individual All Games
67-68	Records – Team All Games and 2007 NCAA Leaders
69-70	Records – Individual C-USA Games
71-72	Records – Team C-USA Games
73-74	Championship Records
75-76	Career Records
77	Miscellaneous Records
78-82	History
83-85	Annual Standings
86-91	Annual Leaders
92-102	All-Time Awards
101	National Player of the Year Awards
102-106	Players in the Pros
107-109	Composite Schedule
110	SID Directory

CREDITS

The 2008 Conference USA Baseball Guide is published by Conference USA, Britton Banowsky, Commissioner. For additional information or copies, please contact the media relations department.

Editor and Design: Erika Amstadt Hirschfield
 Co-Editor/Research and Compilation:
 Russell Anderson

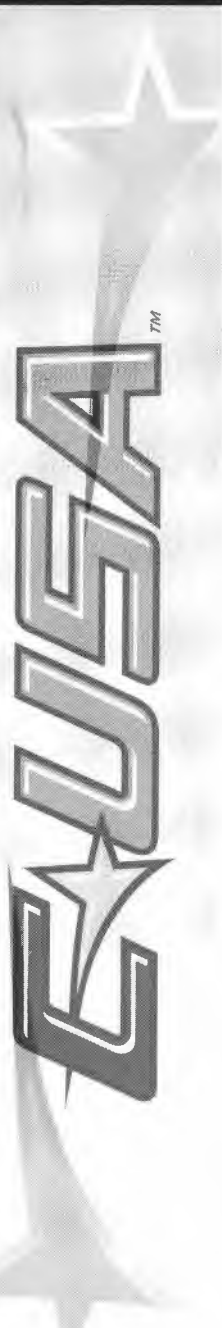
Contributing: Courtney Morrison-Archer
 Tod Meisner

Photography: Provided by Arizona Diamondbacks, Baltimore Orioles, Florida Marlins, Houston Astros, Minnesota Twins, New York Mets, Corpus Christi Hooks, Kane County Cougars and C-USA Sports Information departments.

Production: Vision Integrated Graphics, Tinley Park, Ill.
 Printing: Ebsco Media, Birmingham, Ala.

The conference extends special thanks to the sports information departments at all member institutions for assistance in preparation of this publication.





PRESS RELEASES

Conference USA press releases contain statistical information updates, as well as notes, standings, schedules and results. Releases are produced every Monday throughout the season. Thursday updates will be available during conference season only.

SCORE HOTLINE

Conference USA offers a scoreboard hotline for accredited media members. Scores are updated at the end of each night's play and several times on week-ends. Dial 214/774-1351 to access the scoreboard.

PLAYERS OF THE WEEK

Conference USA will name a Hitter of the Week and a Pitcher of the Week each week during the regular season. The awards, selected by the C-USA media relations department, are announced on Mondays.

C-USA ON THE WEB

For the most current information on Conference USA baseball, along with C-USA's other 18 sports, check out the league's official web site: conferenceusa.com. The league's online partner is CSTV.com.

POSTSEASON AWARDS

Conference USA names first and second All-Conference teams, an All-Freshman Team, Freshman of the Year, Newcomer of the Year, Player of the Year, Pitcher of the Year and the Keith LeClair Coach of the Year at the conclusion of the regular season. The award winners are selected by the league's head

coaches and media members in each league city. The league also releases an All-Academic team prior to the C-USA Championship. Championship awards include an All-Tournament team and Championship Most Valuable Player.

RADIO OUTLETS

East Carolina	WNCT	1070 AM
Houston	uhcougars.com	
Marshall	WRVC	930 AM
	WMUL	88.1 FM
Memphis	WUMR	91.7 FM
Rice	KTRU	91.7 FM
Southern Miss	WHUB	96.5 FM
Tulane	WRBH	88.3 FM
UAB	WSPZ	690 AM
UCF	WQTM	740 AM

C-USA MEDIA RELATIONS

214/774-1300

Russell Anderson, Assistant Commissioner for Football and Baseball Operations

E-mail: rdanderson@c-usa.org
Mobile: 214/773-1737

Courtney Morrison-Archer, Assistant Commissioner for Public Affairs

E-mail: cmarcher@c-usa.org


Debbie Davis, Associate Director of Media Relations

E-mail: ddavis@c-usa.org

Tod Meisner, Assistant Director of Media Relations

E-mail: tmeisner@c-usa.org

NATIONAL COLLEGIATE BASEBALL WRITERS ASSOCIATION



Founded in 1962, the NCBWA is dedicated to the advancement of college baseball. Membership is open to writers, broadcasters and publicists of the sport. Members receive a membership card, directory, newsletter updates and official votes in the Hower Award Player of the Year, Regional Player of the Year and NCBWA All-America voting. The NCBWA also sponsors preseason All-American awards, publication and writing contests. Additionally, the organization has launched a website at www.ncbwa.com. For membership, send annual dues (\$20.00), along with mailing address, phone, fax and e-mail address information to Russell Anderson, c/o Conference USA, 5201 N. O'Connor Blvd., Suite 300, Irving, TX 75039.

BOARD OF DIRECTORS:

Barry Allen, Alabama, 205-348-6084 (ballen@ia.ua.edu);

Tami Cutler, Wichita State, 316-978-5559 (tcutler@goshockers.com);

Jason Leturmy, Florida State 850-644-1403 (jleturmy@mailier.fsu.edu)

Kristie Le, ACC, 336-854-8787 (kle@theacc.org)

Ryan Bomberger, Liberty, 434-582-2292 (rbomberger@liberty.edu)

NCBWA 2007-2008 OFFICERS

President:

Shamus McKnight, Nebraska 402-472-7772 smcknight@huskers.com

1st Vice-President:

Joe Dier, Mississippi State 662-325-8040 jbdier@athletics.msstate.edu

2nd Vice-President

Chuck Dunlap, SEC 205-458-3010 cdunlap@sec.org

3rd Vice-President:

Julie St. Cyr, Big West 949-261-2525 jstcyr@bigwest.org

Executive Director:

Bo Carter, National Football Foundation 214-418-6132 bcarter@texascollegiateleague.com

Associate Executive Director:

Russell Anderson, Conference USA 214-774-1351 rdanderson@c-usa.org

Assistant Executive Director:

Mike Montoro, West Virginia 304-293-2821 mike.montoro@mail.wvu.edu

Division II Coordinator:

Bob McComas, Slippery Rock 724-738-2777 robert.mccomas@sru.edu

Division III Coordinator:

Steve Marovich, Carthage College 262-551-5740 carthagesid@carthage.edu

The Dick Howser Trophy™

Leadership Performance
Character Integrity

Past Winners Include:

David Price

Alex Gordon

Mark Prior

Todd Helton

Robin Ventura

Jason Jennings

JD Drew

Kris Benson

Jered Weaver

Rickie Weeks



CHAMBER

ST. PETERSBURG AREA CHAMBER OF COMMERCE


Award Founder

727.821.4069

www.stpete.com



www.EpicArtDesigns.com • 727.631.1373
graphic design, web sites & printing



www.DICKHOWSERTROPHY.COM



PRESEASON AWARDS

RICE CHOSEN PRESEASON BASEBALL FAVORITE; OWLS' LUNA NAMED PRESEASON PLAYER OF THE YEAR; RICE'S BERRY TABBED PRESEASON PITCHER OF THE YEAR

Coming off a second straight trip to the College World Series, Rice has been selected as the preseason favorite in the 2008 Conference USA baseball poll, chosen by the league's nine head coaches. Owls junior outfielder/designated hitter Aaron Luna, a preseason All-American, is the Preseason C-USA Player of the Year. Rice hurler Ryan Berry, a national Freshman of the Year selection by Collegiate Baseball last season, was named as the league's preseason Pitcher of the Year.

After spending time ranked No.1 in each of the past two seasons, Rice is ranked among the nation's top 10 in the preseason again this year. The Owls return 18 lettermen, five position starters and six experienced pitchers from last year's 56-14 club and placed a league-high four members on the preseason All-Conference team. In addition to Luna (.315, 15 2B, 13 HR, 66 RBI) and Berry (11-3, 3.01 ERA, 125 K, 34 BB), catcher Adam Zornes (2 2B, 4 HR, 9 RBI in just 17 starts) and pitcher Cole St.Clair (1.91 ERA, 26 K, 8 BB and 9 saves in 16 appearances), a 2006 All-American, earned All-C-USA recognition.

After placing second in the regular season and tournament last season with a 40-23 overall record, East Carolina was chosen to finish in second place again this spring. The Pirates return 15 lettermen, including eight starters, from last year's NCAA regional team and add 11 newcomers. Of the returning players, ECU brings back three players that earned preseason all-league honors. Senior starter T.J. Hose (6-5, 3.97 ERA, 70 K, 45 BB) is joined by a pair of first team All-C-USA performers in infielder Stephen Batts (.323, 15 2B, 4 3B, 6 HR, 56 RBI), who hit safely in the final 29 games last season, and outfielder Harrison Eldridge (.295, team-leading 19 2B, 6 HR, 28 RBI, team-best 15 SB) on the squad.

Southern Miss, which is coming off a fifth consecutive NCAA appearance and welcomes back 20 letterwinners and seven starters, was picked to finish third according to the league's coaches. Two Golden Eagle infielders, senior first baseman Trey Sutton, who led the team in batting (.368), runs scored (69), doubles (18) and triples (3), while hitting eight homers and driving in 38 runs, is joined by junior shortstop Brian Dozier (.339, 57 runs scored, 17 2B, 4 HR, 28 RBI) in being listed on the preseason All-Conference team.

Tulane, which opens a completely-renovated Turchin Stadium this season, was chosen fourth, just ahead of Houston. The Green Wave is represented on the preseason team by junior righthander Shooter Hunt, who was 6-6 with a 2.62 ERA and 104 strikeouts with just 30 walks in 15 starts last season. The Cougars are led by preseason all-league infielder Jimmy Cesario, a junior who earned the conference's inaugural Newcomer of the Year award last season after batting a team-high .352 with 35 runs scored, 13 doubles, three homers and 35 RBI.

Conference USA's 13th baseball season gets underway on February 22. The conference tournament is scheduled for May 21-25 in New Orleans, with Tulane University serving as the host. C-USA's nine baseball schools have produced 54 NCAA appearances and eight College World Series teams over the past 12 seasons.

2008 PRESEASON BASEBALL COACHES POLL

(as selected by C-USA's head coaches)

PREDICTED ORDER OF FINISH

Rank	School (First Place Votes)	Pts.
1.	Rice (8)	80
2.	East Carolina (1)	61
3.	Southern Miss	57
4.	Tulane	52
5.	Houston	38

PLAYER OF THE YEAR

Aaron Luna, Rice
(Junior, Outfielder/Designated Hitter)

PITCHER OF THE YEAR

Ryan Berry, Rice
(Sophomore, Righthander)

ALL-CONFERENCE TEAM

P	Ryan Berry	So.	Rice
P	T.J. Hose	Sr.	East Carolina
P	Shooter Hunt	Jr.	Tulane
RP	Cole St.Clair	Sr.	Rice
C	Adam Zornes	Sr.	Rice
IF	Stephen Batts	Jr.	East Carolina
IF	Jimmy Cesario	Jr.	Houston
IF	Brian Dozier	Jr.	Southern Miss
IF	Trey Sutton	Sr.	Southern Miss
IF	Kiko Vasquez	Jr.	UCF
OF	Tyson Auer	Sr.	UCF
OF	K.K. Chalmers	Sr.	Memphis
OF	Harrison Eldridge	Sr.	East Carolina
DH	Aaron Luna	Jr.	Rice





2008 RETURNING STATISTICAL LEADERS

Category	Player, Team, 2007 Rank	
Batting	Trey Sutton, USM (2)	.368
Slugging Pct.	Kiko Vazquez, UCF (2)	.587
On-Base Pct.	Kiko Vazquez, UCF (1)	.467
Runs Scored	Trey Sutton, USM (1)	69
Hits	Trey Sutton, USM (4)	88
RBI	Aaron Luna, RICE (1)	66
Doubles	Harrison Eldridge, ECU (3)	19
Triples	Brint Hardy, UAB (1)	6
Home Runs	Aaron Luna, RICE (3)	13
Total Bases	Trey Sutton, USM (3)	136
Walks	Aaron Luna, RICE (1)	48
Hit by Pitch	Trey Cuevas, USM (2)	16
Stolen Bases	K.K. Chalmers, MEM (1)	33
ERA	Matt Langwell, RICE (1)	2.35
Innings Pitched	Ryan Berry, RICE (1)	122.2
Strikeouts	Ryan Berry, RICE (1)	125
Wins	Ryan Berry, RICE (4)	11
Saves	Matt Yokley, MEM (3)	9
	Cole St.Clair, RICE (3)	9
	Justin Weiss, UCF (3)	9
Appearances	Tyler Conn, USM (3)	31
Starts	Ryan Berry, RICE (1)	20
	Sean Morgan, TLN (2)	17

WINNINGEST TEAMS OF THE 2000'S

(Since the beginning of the 2000 season)

Team	Yrs.	Won	Lost	Tied	Pct.
1. Florida State	8	405	142	1	.740
2. Rice	8	404	129	0	.758
3. Texas	8	390	151	0	.721
4. South Carolina	8	388	155	0	.715
5. Wichita State	8	381	173	0	.688
6. Nebraska	8	362	154	0	.702
7. Clemson	8	361	167	0	.684
8. Oral Roberts	8	359	131	0	.733
9. Georgia Tech	8	358	153	0	.701
10. North Carolina	8	357	158	1	.693
11. Cal St. Fullerton	8	354	157	0	.693
12. Notre Dame	8	352	148	3	.703
13. Tulane	8	349	160	1	.685
14. Miami (Fla.)	8	343	157	3	.685
15. Arizona State	8	341	149	2	.695
16. Stanford	8	340	163	0	.676
17. Coastal Carolina	8	335	160	0	.667
17. LSU	8	335	174	3	.657
19. East Carolina	8	327	164	2	.665
20. Stetson	8	325	172	0	.654
21. Florida Atlantic	8	322	171	0	.653
22. Ohio State	8	313	172	1	.645
23. La.-Lafayette	8	312	180	0	.634
23. Mississippi	8	312	182	1	.631
25. Florida	8	310	193	2	.616
25. Baylor	8	310	198	0	.610
27. Mississippi State	8	308	179	2	.632
28. Southern Miss	8	306	182	0	.627
28. Alabama	8	306	182	0	.627
30. UCF	8	305	181	0	.628

WINNINGEST ACTIVE COACHES BY PERCENTAGE

(Minimum five years as a Division I head coach; includes record at four-year colleges only.)

Coach, Team	Yrs.	Won	Lost	Tied	Pct.
1. Gene Stephenson, Wichita State	30	1,605	533	3	.750
2. Mike Fox, North Carolina	24	937	317	5	.746
3. Mike Martin, Florida State	28	1,484	506	4	.745
4. Wayne Graham, Rice	16	740	284	0	.723
5. Jim Morris, Miami (Fla.)	26	1,146	489	4	.700
6. Ray Tanner, South Carolina	20	895	393	3	.694
7. Rick Jones, Tulane	19	774	346	1	.691
8. Steve Owens, Le Moyne	16	502	228	1	.687
9. Augie Garrido, Texas	39	1,629	755	8	.683
10. Mike Anderson, Nebraska	5	214	100	0	.682
30. Jay Bergman, UCF	31	1,183	688	3	.632
37. Corky Palmer, Southern Miss	10	376	233	0	.617

In addition, UCF's **Jay Bergman** enters the 2008 season ranked seventh among all active coaches in total victories with 1,183.

2008 PRESEASON POLLS

BASEBALL AMERICA

Rank	Team
1.	UCLA (33-28)
2.	Arizona (42-17)
3.	Vanderbilt (54-13)
4.	Mississippi (40-25)
5.	North Carolina (57-16)
6.	Missouri (42-18)
7.	Oregon State (49-18)
8.	Michigan (42-19)
9.	Arizona State (49-15)
10.	Miami, Fla. (37-24)
11.	San Diego (43-18)
12.	South Carolina (46-20)
13.	Long Beach State (39-20)
14.	Rice (56-14)
15.	Baylor (35-27)
16.	Texas (46-17)
17.	Virginia (45-16)
18.	Fresno State (38-29)
19.	Louisiana-Lafayette (45-17)
20.	Wichita State (53-22)
21.	Texas A&M (48-19)
22.	Tulane (34-26)
23.	Clemson (41-23)
24.	East Carolina (40-23)
25.	Old Dominion (35-24)

COLLEGIATE BASEBALL

Rank	Team
1.	Arizona (42-17)
2.	South Carolina (46-20)
3.	Arizona State (49-15)
4.	Mississippi (40-25)
5.	North Carolina (57-16)
6.	Rice (56-14)
7.	San Diego (43-18)
8.	Texas (46-17)
9.	Wichita State (53-22)
10.	Michigan (42-19)
11.	Vanderbilt (54-13)
12.	Florida State (49-13)
13.	Clemson (41-23)
14.	Miami, Fla. (37-24)
15.	Missouri (42-18)
16.	Cal. St. Fullerton (38-25)
17.	Long Beach State (39-20)
18.	UCLA (33-28)
19.	Oregon State (49-18)
20.	Kentucky (34-19-1)
21.	Fresno State (38-29)
22.	Texas A&M (48-19)
23.	Louisville (47-24)
24.	Virginia (45-16)
25.	Georgia Tech (32-25)
26.	U.C. Irvine (47-17-1)
27.	Mississippi State (38-22)
28.	Baylor (35-27)
29.	Pepperdine (35-22)
30.	Louisiana State (29-26-1)
31.	Oklahoma State (42-21)
32.	Louisiana-Lafayette (45-17)
33.	Southern Illinois (34-22)
34.	Southern Miss (39-23)
35.	U.C. Riverside (38-21)
36.	Stetson (42-21)
37.	Coastal Carolina (50-13)
38.	Nebraska (32-27)
39.	California (29-26)
40.	Oral Roberts (40-17)

2008 PRESEASON ALL-AMERICANS

LOUISVILLE SLUGGER/COLLEGIATE BASEBALL

Second Team

OF	Aaron Luna, Rice
SP	Ryan Berry, Rice
RP	Cole St.Clair, Rice

NATIONAL COLLEGIATE BASEBALL WRITERS ASSOCIATION

First Team

OF	Aaron Luna, Rice
SP	Ryan Berry, Rice
RP	Cole St.Clair, Rice



NOTEBOOK

6

2008 C-USA BASEBALL

EAST CAROLINA

The Pirates made their eighth NCAA appearance in nine years when they competed in the Chapel Hill (N.C.) Regional as the No. 2 seed. The NCAA trip came after ECU finished as the runner-up in Conference USA in both the regular season and postseason, finishing 14-9 in league play and 40-23 overall. It was the ninth straight season that the Pirates have won at least 30 games and the sixth time that they have topped the 40-win mark over that span.

Junior 1B **Stephen Batts** will open the 2008 season on a 29-game hitting streak, the second-longest in school history and third-longest in C-USA annals. Last season, he batted .323 with 15 doubles, six homers and a team-high 56 RBI (third in C-USA).

Senior OF **Harrison Eldridge** was a first team All-Conference USA selection and a member of the C-USA All-Tournament team. Eldridge hit .295 with a team-high 19 doubles (third in C-USA), six home runs and 28 RBI. He also led the team in stolen bases with 15, including a game-winning steal of home in extra innings against Southern Miss in the C-USA Tournament.

Senior RHP **T.J. Hose** enters his third season as East Carolina's top starter and has compiled a 16-13 career record with a 4.10 ERA. A season ago, the right-hander picked up second-team All Conference USA honors after posting a 6-5 record with a 3.97 ERA. He was also a two-time C-USA Pitcher-of-the-Week selection.

The Pirates stole 85-of-114 bases last year, which was the ninth-highest total in school history. ECU had six players with ten or more steals.

HOUSTON

Junior IF **Jimmy Cesario** led the Cougars in 2007 with a .352 batting average and added a team-best 13 doubles, three home runs and 35 RBIs. He recorded a 20-game hitting streak midway through the season, becoming only the fifth player in school history to reach that milestone. Cesario was named to the All-Conference USA First Team and earned the league's first Newcomer of the Year Award.

Righthander **Wes Musick** emerged as the Cougars top starter last season, earning Freshman All-America honors in addition to being named first team All-Conference USA. He finished 6-5 with a team-best 3.00 ERA, striking out 73, while walking 34.

Junior 2B **Ryan Lormand** ranked third in the league in stolen bases with 23 and was only caught stealing twice. He was successful in his final 19 stolen base attempts last season. Lormand was one of only three Cougar players to start all 56 games, batting from the leadoff spot in those contests. He led all Cougars with 49 runs scored and 23 stolen bases.

After redshirting last season due to a shoulder injury, redshirt junior **Ricky Hargrove** seeks to regain his 2006 form that saw him emerge as a solid starting pitcher for UH. Hargrove was second on the staff with eight wins and 82 strikeouts in 100.2 innings of work, trailing only National Player of the

Year Brad Lincoln in those categories. Hargrove was also named a Cape Cod League All-Star in the summer of 2006.

The Cougars also will be boosted by the return of senior OF **Jake Stewart**. During the Cougars' 2007 season-opening win against Stephen F. Austin, Stewart blasted the first grand slam of his career but later aggravated a previous shoulder injury in the game that eventually caused him to miss the final 52 games of the season. In 2006, Stewart was a regular performer for the Cougars in center field, compiling a .321 batting average with seven home runs – mostly from the leadoff spot – 33 RBIs and 13 stolen bases.

MARSHALL

Marshall will return seven starters from the 2007 squad that finished 21-32 in **Jeff Waggoner's** first season at the helm. Among the Herd's conference wins were series victories over Houston and eventual NCAA participant Memphis.

The Herd acquired a pair of junior transfers from the University of Cincinnati, SS **Adam Yeager** and RHP **Steve Blevins**, and will look for them to make an immediate impact in 2008. Yeager started 109 of Cincinnati's 114 games over the last two seasons and led the team in walks (39) and stolen bases (24) in 2007. He was named the Northwoods Summer League's top offensive player at shortstop this past summer. Blevins, a Louisa, Ky., native, is a 6-foot-2 right-handed pitcher that garnered second team All-Big East and Collegiate Baseball Freshman All-American laurels in 2006 after tying for the conference lead with nine wins. As a sophomore in 2007, Blevins started a team-high 14 games and was second in wins (5), ERA (4.81) and strikeouts (64).

Junior LHP **Andrew Blain** emerged as a solid force out of the Marshall bullpen in 2007, striking out 47 batters in 46.2 innings pitched. In 23 appearances, he posted a 4-3 record.

Sophomore 2B **Josh Valle** led the Herd with a .331 batting average (tops among all C-USA freshmen) in his first season of collegiate baseball. He was even batter in league play, hitting .375 against C-USA opponents.

Shortstop **Brandon Casamassima** enjoyed a productive freshman season in 2007, batting .289 with eight home runs, seven doubles and a team high 36 RBI.

Junior LF **Nate Lape** registered a solid .294 batting average and tallied a .513 slugging percentage while totaling 10 doubles and four home runs for the Herd in 2007.

MEMPHIS

The Tigers made their first NCAA appearance since 1994 when they competed in the 2007 Nashville Regional as the No.3 seed. At 36-27, Memphis posted back-to-back 30+ win campaigns and back-to-back winning seasons for the first time since 1994-95.

Junior CF **K.K. Chalmers** led Conference USA in stolen bases for the second year with 33 in 2007. The only Tiger baseball player to ever steal 30 bags in consecutive seasons, Chalmers already holds the school's career

record with 89. In addition to his speed on the base paths, the 5 foot-7 Chalmers showed power numbers at the plate, banging out 15 doubles and seven homers. He ranked third in the conference with 58 runs scored and also drove in 38.

Junior RHP **Matt Yokley** set a new single-season school record for saves last season with nine, including seven in conference games.

Junior RHP **Will Hudgens**, who started three games at quarterback for the Memphis football team this past fall, was 5-2 on the mound last season earning wins over Missouri, Clemson, Southern Miss, UCF and Rice. He made 17 appearances with four starts, striking out 33 batters in 47 innings with a 5.17 ERA.

Junior RHP **Scott McGregor** should be the Tigers No. 1 pitcher this spring. He has made 29 starts in his first two years in a Tiger uniform, posting 12 victories. Last season, he was 5-4 with a 6.63 ERA in 14 starts, while adding a save in his lone relief appearance.


The Memphis pitching staff could receive a boost in 2008 if three performers that missed the majority of last season are healthy this spring. Righthander **Philip Utley**, the Tigers No. 2 starter, was lost for the season with an elbow injury on March 2. Righthanded pitcher **Marc Ashley**, the team's No. 4 starter, suffered a shoulder injury and did not pitch after March 25. Lefthanded pitcher **Brach Davis**, who was projected to be the team's Sunday starter, was lost for the season on February 27 with an elbow injury.

RICE

Baseball America named Rice the top college baseball program in the country for the nine-year span starting from 1999 to this season. The study included a wide-array of criteria, including win percentage, NCAA Regional bids, trips to the College World Series, winning a national championship, All-America honorees, major league draft picks and more. During that span, the Owls have made six College World Series appearances, winning the 2003 National Championship.

Rice made its sixth College World Series appearance in the last 11 years, entering the CWS as the No. 2 national seed for the second straight season, defeating Louisville and North Carolina before losing twice to the national runner-up Tar Heels. This was the Owls 13th consecutive NCAA appearance and the team produced its fifth 50-win season in the last nine years, finishing 56-14.

Rice also became the seventh team in Conference USA history to win the regular season and tournament titles in the same year. The Owls finished with a 22-2 league record, winning 21-of-22 after the team dropped its C-USA opener on the road at Southern Miss on March 23. Rice won the conference by 7.5 games, the largest margin in league history. The Blue & Gray has won 12-consecutive conference championships in three different leagues dating back to 1996. After two years of C-USA membership, the Owls' all-time C-USA regular season record is 44-4.



Righthander **Ryan Berry** was named Conference USA Freshman of the Year and earned National Freshman Pitcher of the Year honors from *Collegiate Baseball*. He posted an 11-3 record with a 3.01 ERA and 125 strikeouts with only 34 walks. Berry's 11 wins tied the Rice freshman record for victories, set by Matt Anderson in 1995.

Junior LHP **Cole St.Clair** is now Rice's all-time leader in career saves and recorded nine saves in 16 appearances. St.Clair maintained a 1.91 ERA and struck out 26 batters in 28.0 innings of work. This season, St.Clair is scheduled to move into the Owls starting rotation.

Third baseman **Diego Seastrunk** earned Freshman All-America honors last season and was named to C-USA's All-Freshman team. He made 50 starts and played in 66 games, posting a .307 batting average. Seastrunk had 11 doubles, two triples, a home run and 42 RBI.

SOUTHERN MISS

The Golden Eagles made their fifth consecutive NCAA Championship appearance last season, competing in the Oxford Regional as the No. 2 seed. Just 12 teams in Division I have a longer active streak of NCAA appearances. With a final record of 38-25, Southern Miss posted its sixth straight season with 38 or more wins under head coach **Corky Palmer**.

Senior 1B **Trey Sutton** earned NCBWA All-American honors as well as his third consecutive All-Conference USA Team selection in 2007. He led Southern Miss in hits (88), runs scored (a league-high 69) and batting average (.368), while adding 18 doubles (tied for fourth in the league), eight home runs and 38 RBI (both second on the team). In addition to his performance on the field Sutton was equally successful in the classroom last season, earning Academic All-American honors by ESPN the Magazine and CoSIDA.

Senior righthanders **Barry Bowden** and **David Clark** combine with sophomore RHP **Todd McInnis** to give the Golden Eagles a solid starting rotation. Bowden tossed a team-high 98 innings last season, going 7-4 with a 3.11 ERA and 86 strikeouts. Clark posted an 8-5 mark with a 4.85 ERA and 73 K's. McInnis was off to a great start to his freshman season before an injury cut the year short after just five starts. He was 4-1 with a 2.12 ERA and 24 strikeouts in 29 innings pitched.

Junior SS **Brian Dozier** placed second on the team in batting last season with a .339 average. He also smacked 17 doubles, along with four home runs and 28 RBI while starting all but one game.

Senior catcher/designated hitter **Trey Cuevas** started just 36 games, but hit a team-high 10 home runs. He also drove in 34 runs and notched three doubles, while hitting .256.

TULANE

In 2008, Tulane will play in a brand new on-campus facility which will officially be opened as Greer Field at Turchin Stadium on Feb. 22. The new stadium will feature increased seating to more than 5,000, improved sight lines, more chairback seating, more and expanded bathroom and concession areas and a fan plaza at the entranceway. In addition, the new facility will have four luxury suites and a state-of-the-art press box. In addition, the new stadium features a new playing surface as FieldTurf has replaced the former natural-grass field. FieldTurf is the same surface used by several Major League Baseball and NFL franchises, and with its ability to drain extremely well, the artificial surface all but eliminates the possibility of weather making the field unplayable. The facility will serve as the site of the 2008 C-USA Baseball Championship from May 21-25.

Junior RHP **Shooter Hunt** placed second in the league in strikeouts with 104 and was 6-6 with a team-leading 2.62 ERA and a .232 opponent batting average in 99.2 innings pitched. A first-team All-Conference USA honoree in 2007, Hunt finished third in C-USA in ERA, total strikeouts, strikeouts looking (35) and opponent batting average, and fourth in innings pitched. He also ranked 44th nationally in strikeouts, 57th in ERA and 58th in strikeouts per nine innings with a 9.39 clip. Hunt posted a 3.47 strikeout-to-walk ratio with just 30 bases on balls as a sophomore and tallied seven or more strikeouts eight times.

Sophomore RHP **Preston Claiborne** made 28 appearances out of the bullpen last season, posting a 2.36 ERA in 45 innings pitched. He struck out 45 batters and walked just 13, collecting a pair saves and earning a spot on the C-USA All-Freshman team.

Sophomore SS **Josh Prince** is expected to make an impact on Tulane's program right away. He comes to the Green Wave from the University of Texas where he hit .371 (33-for-89) with seven doubles and 16 RBI as a true freshman in 2007. Prince started 26 of the 35 games he played in for the Longhorns and fielded at a .963 clip with 30 putouts and 48 assists while committing just three errors. In Big 12 play, Price tallied a .340 batting average (17-for-50) with four doubles, seven RBI and six sacrifice bunts.

UAB

The Blazers finished 25-33 under first-year head coach **Brian Shoop**, an improvement of six games in the win column over 2006. The 12-12 record in league play represented the team's best conference mark since 1998 and its fourth place standing matched its highest finish in C-USA.

Junior LF **Phil Bell** batted .336 with eight doubles, three home runs and 37 RBI in 2007. He had a team-best 10 sacrifice hits and 17 stolen bases and also strung together a team-long 15-game hitting streak last season.

Senior **Ryan Keedy** will start at first base in 2008 where he started 55 games last season. The southpaw hit .333 with four home runs

and 33 RBI in 2007, while leading the team in walks (42) and on-base percentage (.457).

UAB returns two Conference USA All-Freshman Team selections from 2007 in shortstop **Jonathan Merritt** and left-handed pitcher **Shay Crawford**. Merritt led the Blazers with a .364 batting average in Conference USA games last season, while stealing a club-best nine bases. Crawford earned four victories on the mound, while giving up just 13 extra base hits.

Of the Blazers 16 newcomers, eight are freshmen, one is a sophomore and seven are juniors. Among this group, four (RHP **Beau Pender**, 3B **Luke Stewart**, OF **Austin Taylor**, C **Digger Towe**) have been previously selected in the Major League Draft and two (Stewart - Georgia, RHP **Benji Waite** - Samford) already have Division I experience.

The Blazers were able to impose their speed on teams in 2007, setting a school record with 25 triples in addition to stealing 81 bases, the fifth-highest total in program history and an increase of 31 more stolen bases than in 2006. Four different players swiped 13 or more bases.

UCF

The Knights played in their first C-USA Championship last season and earned their first C-USA Championship win with a 1-0 victory over Houston, the first 1-0 game in tournament history.

Junior 1B **Kiko Vazquez** was named first team All-Conference USA after leading the team in nearly every offensive category, including average (.364), doubles (17), home runs (9) and RBI (57). Vazquez had a career-best 16 game hitting streak from April 21- May 19.

Senior OF **Tyson Auer** was named to the All-Conference USA second team last season after batting .356 with a team-high 46 runs scored, 83 hits and 27 stolen bases. He also added 12 doubles, two triples and 31 RBI. Auer posted two hitting streaks of at least 10 games, recorded at least one hit in 48 of 57 games played, and had 26 multi-hit outings.

Third baseman **Chris Duffy** earned a spot on the C-USA All-Freshman team after rebounding from a slow start to hit .307 over the final 47 games and finish with a .283 average. He was second on the team with eight home runs, doubled nine times and drove in 34 runs.

Junior RHP **Justin Weiss** posted the second-lowest ERA in UCF history last season, holding a 1.38 mark in 32.2 innings pitched. His nine saves were second on the school's single-season list, while his 25 appearances ranked eighth. Weiss posted a 4-1 record with 30 strikeouts and allowed only one run in his final 12 outings (15.2 innings).

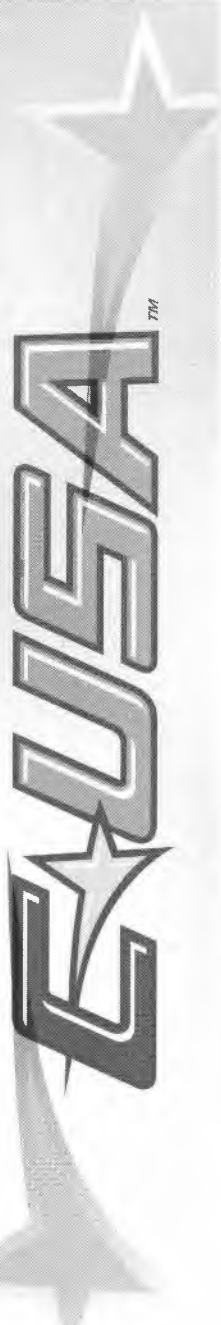
The Knights produced four of the top 10 most-attended series in school history last season, with all drawing more than 2,400 fans.

NOTEBOOK

7

2008 C-USA BASEBALL





★
Excellence in Leadership

C-USA has an outstanding reputation for excellence in competition, academics, NCAA compliance, sportsmanship, student-athlete welfare and overall sports services.

★
Excellence in a Commitment to the Student-Athlete

Less travel distance between schools means less missed class time for the student-athletes.

Student-athletes in C-USA schools have a higher graduation rate than the general student population.

★
Excellence in Competition

The C-USA football championship game made its debut in 2005, pitting the top teams from the East and West Divisions against one another for the C-USA crown.

Closer proximity allows more fans to travel to away contests. Developing rivalries will be enriched through membership in the same conference and new rivalries will be established.

★
Excellence in Community Involvement

The conference's footprint is concentrated with 12 members in nine states. The 11 metropolitan areas have a combined population of nearly 17 million.

C-USA schools give back to their communities through volunteer service with local and national organizations.

More than 1.1 million living alumni represent C-USA schools across the nation.

CONFERENCE USA: COMPETITION LIVES HERE

Welcome to Conference USA, home to 12 nationally prominent, tradition-rich members in East Carolina, Houston, Marshall, Memphis, Rice, SMU, Southern Miss, Tulane, Tulsa, UAB, UCF and UTEP. This combination enhances men's and women's programs that are steeped in athletic success and academic prowess. Together, we are committed to excellence, integrity and leadership in athletics, academics and in our communities. Dedication to excellence is a common thread for the C-USA and a guiding initiative for the league's promising future.

All C-USA institutions sponsor Division I-A football, along with several other men's and women's athletic programs, many of which compete regularly for NCAA Championships. C-USA sponsors competition in 19 sports - nine for men (baseball, basketball, cross country, football, golf, soccer, tennis and indoor and outdoor track and field) and 10 for women (basketball, cross country, golf, softball, soccer, swimming and diving, tennis, indoor and outdoor track and field and volleyball).

The league sponsors numerous academic awards, including the Commissioner's Honor Roll and the Commissioner's Academic Medal, indicative of outstanding achievement in the classroom. C-USA annually awards six postgraduate scholarships, along with the Sport Academic Award, Scholar Athletes of the Year and the Institutional Academic Excellence Award.

SUCCESS ON THE PLAYING FIELD

Conference USA performers have achieved great success in competition, placing the league among the top conferences in the nation.

Football

- Rated among the top seven conferences in the nation
- 38 teams have earned bowl bids
- Member of the Bowl Championship Series
- Bowl tie-ins with the AutoZone Liberty Bowl, GMAC Bowl, Bell Helicopter Armed Forces Bowl, Papajohns.com Bowl, R+L Carriers New Orleans Bowl, Sheraton Hawai'i Bowl and Texas Bowl

Men's Basketball

- Consistently rated as one of the top-basketball leagues in the country
- 73 postseason teams (41 NCAA and 32 NIT)
- Two Final Four teams
- Six Elite Eight NCAA Tournament teams
- One NIT Champion
- Four NIT semifinalists

Women's Basketball

- 40 NCAA Tournament appearances
- 28 WNIT appearances

- One team in the NCAA Sweet 16
- Two WNIT semifinalists

Baseball

- 39 NCAA appearances
- Four College World Series appearances in 2007, 2006, 2005 and 2001
- Nine Super Regional appearances
- Has produced at least four NCAA teams in each of the last six seasons

In addition, 28 volleyball teams, 39 men's and women's soccer teams and 17 softball teams have earned NCAA Tournament bids. C-USA has sent three men's soccer teams to the NCAA College Cup, five softball teams to the Women's College World Series and three volleyball teams to the Sweet 16. The league has also had three national champions in NCAA track and field competition, one national champion in diving and numerous NCAA individual and team competitors in cross country, golf, swimming, tennis and track and field. Overall, Conference USA teams and individuals have made 506 NCAA appearances.

SUCCESS OFF THE FIELD

C-USA institutions are among the nation's best in academic performance among student-athletes, bolstered by the fact that student-athletes at league schools have a higher graduation rate than the general student population. Among C-USA's 5,000 student-athletes, there are champions off the playing field as well. In 12 years, 105 student-athletes earned national ESPN The Magazine Academic All-America honors, while 338 were named All-District. In addition, more than 13,000 student-athletes have been named to the Commissioner's Honor Roll or received the Commissioner's Academic Medal, indicative of outstanding achievement in the classroom.

C-USA ON TV

C-USA enjoys significant television exposure through its partnerships with ESPN Inc. and College Sports Television Networks (CSTV). The league entered into long-term agreements with both ESPN and CSTV, which, combined, provides C-USA with significant national and regional exposure for football, men's and women's basketball, and all other conference sports. Additionally, the CSTV agreement includes video-on-demand, Internet, broadband, national over-the-air and satellite radio, and wireless distribution as well as corporate marketing rights, and website production through CSTV Online, a subsidiary of CSTV. The agreement with ESPN extends the conference's current regular season football package to include the broadcast of the conference's Football Championship Game. It also encompasses distribution of men's basketball and women's basketball on ESPN/ESPN2 and both tournament championship games.



C-USA IN THE COMMUNITY

The conference's footprint is concentrated with 12 members in nine states and a combined area population of nearly 17 million. More than 1.1 million living alumni represent C-USA schools across the nation. With a renewed commitment to community involvement, the conference has begun development of several initiatives to maintain strong ties in C-USA cities, as well as with fans and alumni across the country. C-USA schools also place a priority on giving back to their communities through volunteer service with local and national organizations.

GOVERNANCE

Along with the ACC, Big East, Big Ten, Big 12, Pac-10 and SEC, Conference USA is one of the seven conferences having significant representation in the NCAA governance structure. The Presidents of the member institutions serve as the league's Board of Directors. R. Gerald Turner of SMU will serve as chair of the Board for 2007-08.

A PROUD HISTORY; A PROMISING FUTURE

Conference USA was formed in 1995 and quickly emerged as one of the nation's top conferences. The conference unveiled its name, logo and commissioner on April 24, 1995 in Chicago. The league's charter members included Charlotte, Cincinnati, DePaul, Houston, Louisville,

Marquette, Memphis, Saint Louis, Southern Miss, Tulane, UAB and USF. Eleven of the institutions began athletic participation in 1995, while Houston joined competition in the fall of 1996.

The league's headquarters were established in Chicago and after nine years, relocated to the current office in Irving, Texas. Britton Banowsky was named Commissioner in October 2002, succeeding Mike Slive, the league's first commissioner.

C-USA added East Carolina (September, 1996) and the United States Military Academy (March, 1997) as football members. ECU began league competition in 1997; Army in 1998 and UAB began football play in 1999. The league added TCU and ECU (1999) for all sports and they began competition in 2001. USF started C-USA football in 2003.

After celebrating its 10th Anniversary during the 2004-05 season, C-USA began a new chapter in 2005-06 when its current membership came together to form the new look of the league.

Since its formation, C-USA has established a strong foundation, an identity and a history that reflects the league's national presence. Twelve years of remarkable history has reinforced the league's position in collegiate athletics, setting the course for the next decade and beyond.

METRO AREA POPULATION

City	Rank	Population
Dallas	9	5,221,801
Houston	10	4,669,571
Orlando	28	1,644,561
New Orleans	35	1,337,726
Memphis	44	1,135,614
Birmingham	55	921,106
Tulsa	59	803,235
El Paso	64	679,622
Huntington	128	315,538
Greenville	222	133,798
Hattiesburg	250	111,674
TOTALS		16,974,246

Courtesy: U.S. Census Data 2000

TV DEMOGRAPHICS

Market	TV Hshlds
Dallas-Fort Worth	2,255,970
Houston	1,848,770
Orlando	1,263,900
Birmingham	697,570
New Orleans	665,190
Memphis	662,180
Tulsa	505,000
Huntington	495,190
El Paso	283,870
Greenville	270,560
Hattiesburg	242,390
TOTALS	9,187,700

Courtesy: onsport



COMPETITIVE HIGHLIGHTS

- 121 Bowl appearances (47 since 1994)
- 111 NCAA Appearances in Men's Basketball (25 since 1994)
- Eight Men's Basketball Final Four Appearances and One National Championship
- 2002 NIT Champions (Memphis) and 2001 NIT Champions (Tulsa)
- 44 NCAA appearances in Women's Basketball (31 since 1994)
- 94 NCAA Appearances in Baseball (55 since 1995)
- 10 College World Series Appearances (2003 National Champions – Rice)
- 19 NCAA appearances in Volleyball in the last 13 years
- Two Softball College World Series Appearances
- One Men's Soccer College Cup Appearance
- 17 Men's Golf National Championships
- Two Women's Golf National Championships
- 22 National Championships in Track and Field and Cross Country

BASEBALL HIGHLIGHTS

- Ten College World Series Appearances
- 2003 National Champions - Rice
- At least one College World Series team in seven of the last nine seasons.
- 94 NCAA Appearances in Baseball (55 since 1995)
- Five National Players of the Year since 1995
- Six National Freshman of the Year since 1995
- 100 players have been All-Americans since 1995
- Schools have combined to win 40 or more games 47 times in the last 11 years
- Has had a team ranked No. 1 in the nation in each of the last four regular seasons

MORE COMPETITIVE HIGHLIGHTS

Women's Basketball – C-USA teams have made 44 NCAA appearances (32 since 1994) and 26 WNIT outings.

Men's Basketball – Conference USA teams have earned a combined 179 postseason bids (105 NCAA Tournament berths and 74 invites to the NIT).

Volleyball – C-USA schools have made 19 NCAA appearances in the last 13 years.

Football – 121 (47 since 1995) all-time bowl appearances.

Men's Soccer – 2007 C-USA regular season and tournament champion Tulsa earned a NCAA bid, while SMU made its 14th straight NCAA appearance.

Women's Soccer – Two C-USA teams qualified for the 2007 NCAA Tournament.

Softball – C-USA has sent three teams to the Women's College World Series since sponsoring the sport in 2000.

Women's Cross Country – UAB won the 2006 Cross Country Championship and the league had two individuals place in the Top 35 at the NCAA championships.

Men's Cross Country – UTEP, ranked among the Top 10 nationally, won the 2006 C-USA title and placed fourth at the NCAA Mountain Regional for the second-straight season.

Men's Track & Field – UTEP, has one of the most storied track programs in the NCAA, with seven NCAA Indoor Championships and six NCAA Outdoor Championships.

Women's Track & Field – Olympic Gold Medalist Leroy Burrell, an 11-time C-USA Coach of the Year and one of the premier names in U.S.A. Track and Field, led Houston to C-USA Indoor and Outdoor titles in 2006.

Men's Golf – A record four C-USA golf teams qualified for the NCAA Regionals, with a record eight different golfers earning All-America and/or All-Regional honors last season.

Women's Golf – The five members of the inaugural C-USA Women's Golf All-Academic Team averaged a 3.8 GPA and combined for seven All-Conference honors.

Men's Tennis – Five of the nine C-USA schools have advanced to the NCAA Championship, while those five combine for an impressive 41 appearances.

Women's Tennis – C-USA women's tennis programs boast 21 All-Americans.

Swimming & Diving – C-USA has produced 17 NCAA All-Americans the past two seasons.

CONFERENCE USA

10

2008 C-USA BASEBALL

C-USA™

Conference USA is dedicated to excellence in athletics, academics and community service. C-USA places an emphasis on academic achievement for its student-athletes, encouraging an environment for academic success. In addition to student-athletes representing the league on ESPN The Magazine Academic All-America teams, C-USA has several academic award programs that are featured below. A total of 1,773 student-athletes earned recognition to the Commissioner's Honor Roll during the 2006-07 academic year, with 321 earning the Academic Medal (3.75 GPA or better). Thirteen student-athletes earned national Academic All-America honors, while 56 were recognized at the district level.



2006-07 Commissioner's Honor Roll - Baseball

(*indicates Academic Medal winners)

ACADEMIC AWARDS

Institutional Academic Excellence Award

Awarded to the institution with the highest overall student-athlete GPA in Conference sponsored sports.

Sport Academic Award

Awarded to the team in each Conference sponsored sport with the highest GPA for the current academic year.

Commissioner's Honor Roll

Awarded to student-athletes in Conference sponsored sports that have achieved a 3.0 cumulative GPA or above.

Commissioner's Academic Medal

Awarded to student-athletes in Conference sponsored sports that have achieved a 3.75 cumulative GPA or above.

Scholar Athlete of the Year Award

Awarded to the top student-athlete in each Conference sponsored sport as determined by the Faculty Athletics Representatives. The award is based on academic achievement (GPA - 3.0 or better), athletic achievement and service.

Post-Graduate Scholarships

Twelve awards of \$4,000 each for graduates of each academic year. The Faculty Athletic Representatives will determine the recipients at the Conference's Spring meetings. At least two awards must go to women and two to men. Recipients of the Conference USA post-graduate scholarships must enroll in a graduate program within three years of receipt of the award.

2006-07 ESPN The Magazine Academic All-America

First Team Academic All-America

Heidi Krug, East Carolina (Volleyball)
Lukasz Kwapisz, UAB (Men's Soccer)
Matt Wideman, SMU (Men's Soccer)
Sara Dyer, Tulsa (Softball)
Patrick Ezell, Southern Miss (Baseball)
Trey Sutton, Southern Miss (Baseball)

Second Team Academic All-America

Eric Burkholder, Tulsa (Men's Soccer)
Shoko Mikami, Memphis (Women's Soccer)
Paul Smith, Tulsa (Football)
Ryne Tacker, Rice (Baseball)
Josh Stirneman, Houston (Baseball)

Third Team Academic All-America

Matt Thomas, Tulsa (Men's Soccer)
Brian Friday, Rice (Baseball)

EAST CAROLINA

Michael Anderson
Stephen Ashcraft
Stephen Batts
Zachary Cooper
Jacob Dean
Joshua Dowdy
Mike Flye
Bobby Fowler
Samuel Homan
T.J. Hose
Cory Kemp
Dale Mollenhauer
Chris Powell
Kyle Roller
Drew Schieber
Shane Small
Ryan Tousley

HOUSTON

James Cesario
Brandon Frith*
Austin Goolsby
Chris Joseph
Zakary Presley
Josh Stirneman*

MARSHALL

Andrew Blain
Brendon Bump
Mason Chapman
Adam Frederick
Derek Hagen
Andrew Hancock
Jacob Johnson
Chris Koutsavlis
Aaron Levinson
Brent Mason*
James Mathias
Tommy Ponietowicz
Sean Rigney
Blake Sanders
Jeremy Slone
Pete Thackston*

MEMPHIS

Marc Ashley
Zach Clark*
Dylan Cupples
Eric Farrell
Alex Fennell
Ben Grisham
Andrew Haley
Mark Jobe*
Brennon Martin
Scott McGregor
Michael Murray
Christopher Newsom
Christopher Novikoff
Neil Schenk*
Dane Sharp
Chris South

Trey Wiedman
Matt Yokley

RICE

Bobby Bell
Bobby Bramhall
Greg Buchanan
Jess Buenger
John Christovich
Jimmy Comerota
Craig Crow
Kyle Forrest*
Brian Friday
Abe Gonzales
Kyle Gunderson
Zackary Harwood
Tyler Henley
Christopher Kelley
Danny Lehmann
Chad Lembeck
Scott Lonergan
Will McDaniel
Mike Ojala
Lance Pendleton
Adam Rogers
Joe Savery
Cole St. Clair
Ryne Tacker
Chase Taylor
Jacob Yunis

SOUTHERN MISS

Ryan Belanger
Houston Brown*
Trey Cuevas
Benjamin Davis
Jeremy Davis
Adam Doleac
James Ewing
Michael Ewing
Patrick Ezell
Timmy Foster
Chance Harst
Bailey Hartel
Jonathan Johnston
Jordan King
Todd McInnis*
Trey Sutton*
Keith Winstead

TULANE

Aja Barto
Joseph Crowel
Jonathan Garrett
Matt Goebel
Brandon Gomes
Tim Guidry
Shooter Hunt
William Hunter
Johnson
Tyler Kimmons*
Daniel Latham

Trey Martin
Rustin Rebowe
Andrew Robinson
Taylor Rogers
Jonny Weiss
Robbie Whitman
Sam Wiley
Chris Worster

UAB

Phillip Bell
Kevin Cope
Shay Crawford
Brandon Flaherty
Jonathan Merritt*
Bradley Myer
Tyler Rollin
Mikael Saway*
Ben Shelley*
Ben Styes
Roy Wallace
Bradley Wilson

UCF

Bryan Bennett
DJ Bissell
Brett Bordwine
Shane Brown
Tyler Bunnell
Nick Choto*
Carmine Giardina
Matt Goodyear
Chadd Hartman
Mitch Herold
Matt Horwath
Mitch Houck
Matt Lambert
Ryan Richardson
Steve Stropp
Kiko Vazquez

Institutional Excellence Award

Rice

Sport Academic Award

Tulane

Postgraduate Scholarship Award

Jeff Cook,
Southern Miss

Scholar Athlete Award

Josh Stirneman,
Houston
Trey Sutton,
Southern Miss



CONFERENCE USA

12

2008 C USA BASEBALL


CUSA™

PARTNERS IN THE COMMUNITY

Conference USA is committed to excellence in athletics, academics and community involvement. Throughout the season, C-USA schools participate in activities that reflect a strong commitment to their communities.

During the C-USA Men's and Women's Soccer Championships, student-athletes participated in the Team C-USA: Reach for the Stars Program. The men visited The Little Light House, which serves young children with special needs from birth through age six in the Tulsa community. Two league coaches, along with 11 student-athletes participated in the event spending time in the various classrooms assisting with curriculum and interacting with the young children. The women (at right) were guests at the Charles Rice Learning Center in Dallas, where they read to the kids and answered questions about the sport of soccer and about the college experience.

Members of the Houston football team (below) made a visit to the Zoe Learning Academy the day before the C-USA Football Championship. The players visited classrooms and talked to the students about staying in school and showing respect for others. Nearly 200 students from Zoe attended the Championship game on December 1 at the University of Houston's Robertson Stadium, while another 200 students from other elementary schools and Boys & Girls Clubs were also among the record setting crowd.




PARTNERS IN THE COMMUNITY

More than 2,500 elementary school students in the Memphis community attended the C-USA Men's Basketball Championship at the FedExForum (at right, below) through our partnership with the Nike PE2GO Program. Twenty-six Memphis City Schools participate in the program, which is designed to promote good health and physical activity among second through fifth graders using a special classroom curriculum in conjunction with a series of physical activities designed by Nike coaches.

As part of the Team C-USA: North Stars program, men's basketball players from Houston, Memphis, Tulane and UCF visited one of the conference's adopted schools - Georgia Avenue Elementary - to kick off the 2007 C-USA Men's Basketball Championship. Georgia Avenue is located about two miles from the FedExForum, which has been the site of the last three C-USA tournaments and will host the 2008 Championship.

Members of the Conference USA Student-Athlete Advisory Committee (SAAC) took time out of their annual meeting to visit patients (third row) at the Texas Scottish Rite Hospital for Children in Dallas.


During the C-USA Baseball Championship in Greenville, N.C., several players spent a morning at the Children's Hospital at Pitt County Memorial (bottom), visiting the rooms of pediatric patients and playing games in the main activity room.



CONFERENCE USA

13

2008 C-USA BASEBALL



COMMISSIONER BRITTON BANOWSKY

In his sixth year as Commissioner of Conference USA, Britton Banowsky directs a league that is focused on excellence in athletics, academics and the community with his progressive leadership.

Under his direction, Conference USA has maintained a solid foundation, developed a strong identity and reinforced its position in collegiate athletics.

With a wealth of experience in intercollegiate athletics, Banowsky became the new Commissioner of Conference USA on October 28, 2002. He is only the second Commissioner in C-USA replacing Mike Slive, who held the reins since the Conference's inception in 1995. Banowsky arrived in his new role during a dynamic time in intercollegiate athletics. With schools changing allegiances among their conference memberships, Banowsky led the Conference through a transitional period and orchestrated a restructured Conference USA that began competition in August 2005.

Six nationally prominent universities – Marshall, Rice, SMU, Tulsa, UCF and UTEP – joined tradition-rich members – East Carolina, Houston, Memphis, Southern Miss, Tulane and UAB – to form the new look of the league. Twelve members are concentrated within nine states, with four members in the state of Texas. As a result the Conference headquarters were moved from Chicago to Irving, Texas during the summer of 2004.

With the realigned membership in place, Banowsky guided Conference USA through a 10th Anniversary celebration and transition to a 12-team league competing in all sports. The new Conference USA entered into a long-term agreement with CSTV and renewed its partnership with ESPN, ensuring significant national and regional television exposure into the next decade with increased television and marketing revenues. The league secured six bowl tie-ins for postseason football participation and achieved a significant milestone when the inaugural Football Championship made its debut in 2005. The Conference also completed a five-year strategic plan which establishes clear direction for the future and is grounded on the league's commitment to excellence in athletics, academics and community involvement conference-wide.

Banowsky, a licensed attorney in the state of Texas, has more than 17 years experience as a collegiate conference administrator. He came to Conference USA from the Big 12 Conference, where he served as Associate Commissioner for six years. Banowsky was instrumental in laying the organizational foundation for the Big 12 prior to its official launch in July 1996.

He was responsible for management of the Big 12 Conference's legal affairs, including the administration of television, bowl, and championships agreements. He oversaw national policy development, governance and NCAA regulatory matters, as well as assisted the commissioner in strategic planning and the management of the league office. Banowsky also served as a corporate officer and liaison to the league's Board of Directors.

Prior to joining the Big 12, Banowsky was the Commissioner of the Southland Conference. During his tenure at the Southland the Conference was incorporated and its Board of Directors were engaged. He was also involved in negotiating a multi-year television agreement, founding a corporate sponsorship program, directing a conference-wide initiative to develop women's athletics and engineering the expansion of the Southland Football League, one of the nation's premier Division I-AA football conferences.

Banowsky was an Assistant Commissioner at the Southland before joining the former Southwest Conference as an Assistant Commissioner. While at the old SWC, Banowsky was responsible for the league's legal affairs and compliance activities.

The 48-year old Banowsky has served on several national committees, including the Bowl Championship Series (BCS) Television Negotiations Committee; the NCAA Division I Management Council; and the NCAA Committee on Academic Performance. He has also served as an officer of the Collegiate Commissioners Association (CCA) and is a current member of the Dallas Assembly.

Born in Los Angeles, Calif., Banowsky has spent most of his professional career in the state of Texas. He is a graduate of the University of Oklahoma, where he earned both a business and a law degree. Banowsky and his wife, Cindy, have three children: Kendall, Brit and Wade.



C-USA
COMMISSIONER

14

2008 C-USA BASEBALL

THE BANOWSKY FILE

2002-present	Commissioner, Conference USA
1996-2002	Associate Commissioner and General Counsel, Big 12 Conference
1993-1996	Commissioner, Southland Conference
1991-1993	Assistant Commissioner, Southwest Conference
1989-1991	Assistant Commissioner, Southland Conference
1986-1989	Lawyer, Private Practice

Membership on National Committees (Current)

Collegiate Commissioners Association (CCA)
NCAA Committee on Academic Performance Committee
Bowl Championship Series (BCS) Properties, LLC
NCAA Division I Management Council
Basketball Academic Enhancement Working Group

Membership on National Committees (Past)

NCAA Special Committee to Review Marketing and Licensing Activities
NCAA Two-Year College Relations Committee
Bowl Championship Series (BCS) Television Negotiations Committee

CUSATM



C-USA STAFF

15

2008 C-USA BASEBALL



Judy MacLeod
Executive Associate Commissioner



Alfred White
Associate Commissioner



Kelly Carney
Associate Commissioner



Russell Anderson
Assistant Commissioner



Chris Woolard
Assistant Commissioner



Catrina Gibson
Assistant Commissioner



Courtney Morrison-Archer
Assistant Commissioner



Robert Phillip
Assistant Commissioner



Charollette Hunt
Director of Compliance



Monay Wallin
Director of Events



Keisha Dunlap
Director of Sports Services



Donyale Canada
Director of Sports Services



Debbie Davis
Associate Director of Media Relations



Emily Agler
Associate Director of Marketing/Events



Tod Meisner
Assistant Director of Media Relations



Callie Hubbell
Coordinator of Student Athlete Services



2007-08 CONFERENCE USA CHAMPIONSHIPS

<u>Sport</u>	<u>Date</u>	<u>Site</u>	<u>Host</u>
Cross Country	October 27	El Paso, Texas	UTEP
Women's Soccer	November 7-11	El Paso, Texas	UTEP
Men's Soccer	November 14-18	Birmingham, Ala.	UAB
Volleyball	November 15-18	Huntington, W. Va.	Marshall
Football	December 1	Site of regular season champion	
Swimming & Diving	February 27 – March 1	Houston, Texas	Houston
Indoor Track & Field	February 29 – March 1	Houston, Texas	Houston
Women's Basketball	March 6-9	Orlando, Fla.	UCF
Men's Basketball	March 12-15	Memphis, Tenn.	Memphis
Women's Golf	April 14-16	El Paso, Texas	UTEP
Women's Tennis	April 17-20	Houston, Texas	Houston
Men's Tennis	April 18-20	Dallas, Texas	SMU
Men's Golf	April 20-22	Texarkana, Ark.	C-USA
Softball	May 8-10	Houston, Texas	Houston
Outdoor Track & Field	May 15-17	El Paso, Texas	UTEP
Baseball	May 21-25	New Orleans, La.	Tulane

*Subject to change.

CONFERENCE USA

16

2008 C. USA BASEBALL

2006-07 CONFERENCE USA CHAMPIONSHIP SCOREBOARD

<u>Sport</u>	<u>Regular Season Champion</u>	<u>Tournament Champion</u>	<u>Postseason Teams/Individuals</u>
Men's Cross Country	N/A	UTEP	One individual
Women's Cross Country	N/A	UAB	Two individuals
Women's Soccer	SMU	UAB	SMU, Rice, Colorado College
Men's Soccer	SMU	SMU	SMU, UAB
Volleyball	Tulsa	UAB	UAB
Football	Houston	Houston	East Carolina, Houston, Rice, Southern Miss, Tulsa
Women's Swimming & Diving	N/A	SMU	Houston, SMU
Men's Indoor Track & Field	N/A	Houston	Eight individuals
Women Indoor Track & Field	N/A	Rice	Seven individuals
Women's Basketball	Tulane	East Carolina	East Carolina, Rice, UAB, Tulane
Men's Basketball	Memphis	Memphis	Memphis
Women's Golf	N/A	Memphis	Memphis, SMU, two individuals
Men's Golf	N/A	Tulsa	Tulsa, SMU, UAB, UCF, one individual
Women's Tennis	N/A	Tulsa	Tulsa
Men's Tennis	N/A	Tulsa	Tulsa, Rice
Softball	Houston	Houston	Houston
Men's Outdoor Track & Field	N/A	Memphis	13 individuals, one relay
Women's Outdoor Track & Field	N/A	Rice	19 individuals, two relays
Baseball	Rice	Rice	East Carolina, Memphis, Rice, Southern Miss

2007-08 CONFERENCE USA CHAMPIONSHIP SCOREBOARD

<u>Sport</u>	<u>Regular Season Champion</u>	<u>Tournament Champion</u>	<u>Postseason Teams/Individuals</u>
Men's Cross Country	N/A	UTEP	Tulsa, UTEP
Women's Cross Country	N/A	Rice	Rice, Three individuals
Women's Soccer	Memphis/UCF	Memphis	Memphis, UCF
Men's Soccer	Tulsa	Tulsa	SMU, Tulsa
Volleyball	Marshall	Tulsa	Tulsa
Football	UCF	UCF	East Carolina, Houston, Memphis, Southern Miss, Tulsa, UCF



2008 C-USA CHAMPIONSHIP

**Greer Field at
Turchin Stadium**
New Orleans, La.
Hosted by Tulane

Game Schedule

Wed., May 21

Game 1	9:00a
Game 2	12:30p
Game 3	4:00p
Game 4	7:30p

Thurs., May 22

Game 5	9:00a
Game 6	12:30p
Game 7	4:00p
Game 8	7:30p

Fri., May 23

Game 9	3:00p
Game 10	6:30p

Sat., May 24

Game 11	9:00a
Game 12	12:30p
Game 13	4:00p (if necessary)
Game 14	7:30p (if necessary)


Sun., May 25

Championship Game	1:00p
-------------------	-------

All times Central.



C-USA CHAMPIONSHIP BRACKET




2008 NCAA COLLEGE WORLD SERIES

The 62nd Annual College World Series will take place June 14-25 at Johnny Rosenblatt Stadium in Omaha, Neb. This is the 58th time that the CWS will be played in Omaha.

The field consists of 64 teams, with 29 conference champions being joined by 35 at-large selections. Sixteen double-elimination regionals consisting of four teams each will take place from Friday to Monday, May 30 - June 2. The winners of those regionals advance to the Super Regionals, which will be a best of three format with two teams playing at eight different sites during June 6-9.

The eight winners will play in the 2008 College World Series, which will employ its familiar pair of four-team double-elimination brackets leading to a single championship game. The CWS will run from Saturday, June 14 - Wednesday, June 25.


National television coverage of the 2007 College World Series will be provided by ESPN, including the championship series, June 23, 24 and 25.



2007
CHAMPIONSHIPS

17


2008 C-USA BASEBALL



Rich Fetchiet has served as Conference USA Coordinator of Baseball Umpires since 1999. He has over 25 years of collegiate, national and international umpiring and umpire-related administrative experience.

He is currently Supervisor of Baseball Umpires for the Big 12 Conference, Big East Conference, Big Ten Conference, Mid-American Conference, and the Horizon League. He is on the NCAA National Umpire Program Advisory Committee and is the Amateur Baseball Umpire Association's Liaison to both USA Baseball and the International Baseball Association Federation. Rich has also served as the Baseball Secretary-Rules Editor for the NCAA and Chair of the ABCA Rules Committee. He is active in numerous officiating organizations and is a teacher and instructor at umpire camps and clinics across the country.

Fetchiet retired from active umpiring after the 2000 season. Prior to that he umpired numerous Division I conference tournaments and made three College World Series appearances, including serving as the plate umpire for the 1999 national championship game. Included among Rich's international tournaments are the Pan Am Games, World Cup Qualifier, Intercontinental Cup, World Championships and the Olympic Games. In 1997, the International Baseball Association named him Umpire of the Year.



2008 C-USA UMPIRES

John Ausmus
John Bennett
Tom Brahan
David Buck
Clarence Coleman
Mike Conlin
Chris Coskey
Perry Costello
Bob Gaddey
Jim Garman
Scott Graham
Ray Gregson
Tim Henderson
Bob Howard
Stan Johnston
Scott Johnston
Marc Lewis
Dale Luker
Dan Mascorro
Mark McDonald
Ralph Minard
Mike Morris
Don Novak
Kelly Nutt
Dan O'Connell
Greg Oros
Gus Rodriguez
David Rogers
Hal Rozzelle
Darrin Sealey
Keith Shartzter
Darin Stiers
Gregory Street
Mike Wallace
David Wiley
Scott Wilkerson
Doug Williams

Note: Fetchiet has assembled a strong umpire staff for Conference USA. At least one C-USA umpire has been assigned to the College World Series each year since 1999. Last year, the conference was represented by four different umpires:

Dave Buck
Scott Graham
Danny Mascorro
David Rogers

In 2007, C-USA had 16 of its umpires assigned to NCAA Division I postseason play: John Ausmus, Dave Buck, Mike Conlin, Chris Coskey, Perry Costello, Jim Garman, Scott Graham, Danny Mascorro, Don Novak, Dan O'Connell, Greg Oros, David Rogers, Darrin Sealey, Greg Street, Mike Wallace and David Wiley.

2008 BASEBALL MAJOR RULES CHANGES

Rule 1-14-f, Jackets. The committee voted to: "...allow a jacket, which includes the team's official logo, in the coaching boxes if it is consistent with the team's uniform color and apparel. If both coaches opt to wear a jacket, the jackets must be uniform."

Rationale: The committee would like coaches to wear the official game jersey as the first preference. However, the committee understands that some coaches prefer to wear a jacket over the jersey and this alteration allows that, but places some restrictions on the type and requires that a team logo be on the apparel.

Rule 1-16-c, Eligible Players. Add to this rule: "During a game, no one except **eligible** players in uniform...shall occupy a team's dugout or **bullpen**."

Rationale: This alteration makes the rules book consistent with what has been a championship policy - and generally accepted practice - for years.

Rule 2, Ejections. The committee adjusted the penalty for pitchers that receive a post-game ejection. It will read: "If a pitcher receives a post-game ejection for unsportsmanlike actions, the pitcher will receive a four game suspension."

Rationale: This consistently punishes pitchers who commit an act worthy of an ejection after the game is completed. This rule only applies to post-game ejections.

Rule 4-1-a, Bat and Helmet Checks. The committee decided to take this duty out of the hands of the umpires. Coaches will be asked to certify that all bats and helmets are legal during the pre-game meeting.

Rationale: The committee's reasoning is two-fold. First, the committee does not believe having umpires enter both dugouts to check bats and helmets for legality starts the relationship in the right way between coaches and umpires. Secondly, since all NCAA bats are certified, very few bats are deemed illegal. Additionally, teams do not always make all bats and helmets available to umpires during pre-game activities. Coaches currently have the right to challenge a bat as illegal and they continue to have this right.

Rule 4-4-a, Pre-game Meeting. "The head coach, during the first game of a weekend series or any non-conference game, must attend the pre-game plate conference."

Rationale: To ensure the umpires are aware who the head coach is before a series and/or non-conference contest.

Rule 7-2, 7-2-c-(1), 7-2-(2)-a-b, Designated Hitter. The committee made several revisions to this rule:

Revise 7-2-c-(1) to read: "If the DH is not the pitcher and the DH or the pitcher is moved to a defensive position, this move may be made anytime."

Revise 7-2-(2)-(a) to read: "Upon his removal from the pitching position, he may be **immediately** inserted as the DH; the pitcher may not reenter the game in any other capacity."

Add A.R.: "At any time, before the pitcher's removal as the game pitcher, he may pinch run or pinch hit for only the DH and become the DH."

In 7-2-c-(2)-(b): Delete "while on defense." Insert, "At any time, 1) be moved..."

Highlight the last sentence of 7-2-c-(2)-(b): "There is no loss of the DH but the player may not reenter the contest in any other capacity."

Revise 7-2-(5)-(b) to read: "The DH may be moved to a defensive position at any time."

Rule 8-2-d-(2)-A.R., Hit By Pitch. Delete the wording: "makes no attempt to avoid the pitch" in this approved ruling.

Rationale: This eliminates a contradiction in the ruling in comparison with the actual rule. The committee did not alter any other wording in this section. The committee is emphasizing, through umpire instruction that the batter must attempt to avoid the pitch to be awarded first base.

Rule 8-3-g-(1)-(2), Ball In/Out of Play. Add to this section: "(3) The call is a delayed dead ball. Any attempt to advance beyond those that would be awarded is at the runner's own risk."

Rationale: Provides for clearer understanding of this rule.

8-6-b-(3), Appeals. Revise the second sentence to read: "In the case of multiple appeals, if the defense errs during its first appeal attempt or any base runner advances, the defense loses its right to appeal any runner at any base."

Rationale: Clarifies what has been the standard practice in both the NCAA & Major League Baseball codes.

Rule 9-1-a-(1)-(c); 9-1-e; 9-1-e, A.R., Pitching. Alter this rule to add the phrase, "and placing the pivot foot on the ground behind the rubber" (appropriate to context below).

9-1-a-(1)-(c): "Disengage from the pitching rubber by stepping back off the rubber and placing the pivot foot on the ground behind the rubber before separating the hands (or stepping back with the free foot)."


9-1-e: "The pitcher, upon breaking contact with the pitcher's rubber by stepping backward and placing the pivot foot on the ground behind the rubber becomes an infielder..."

9-1-e, A.R.: "To 'step off' the pitcher's rubber, the pitcher must 1) step backward and place the pivot foot on the ground behind the rubber and 2)..."

Rationale: Clarifies when the pitching restrictions end (when the pivot foot makes contact with the ground behind the rubber).

Rule 9-4-d, Pitching Changes. Revise to read: "A trip to the mound, which may include a conference with the infielders, is concluded when a coach leaves the dirt circle or the pitcher begins his eight warm-up pitches."

Rationale: The committee believes this will give umpires better guidance to improve the pace of the game without limiting the coaching opportunities.



QUICK FACTS

Location: Greenville, N.C.
 Founded: 1907
 Enrollment: 24,351
 Nickname: Pirates
 Colors: Purple and Gold
 Home Field: Clark-LeClair Stadium (3,000)
 Dimensions: 320 L, 390 C, 320 R
 Chancellor: Dr. Steve Ballard
 Chancellor Emeritus: Dr. David Dosser
 Athletics Director: Terry Holland
 Athletic Director Emerita: Rosie Thompson

SPORTS INFORMATION

Baseball SID: Malcolm Gray
 Office Phone: 252/737-4522
 E-Mail: graym@ecu.edu
 FAX: 252/737-4528
 Mobile: 252/414-2021
 Press Box: 252/328-0068
 Website: www.ecupirates.com

BASEBALL FACTS

2007 Record: 40-23
 2007 C-USA Record: 14-9
 2007 C-USA Championship: 3-1 (Runner-up)
 2007 Postseason: NCAA (1-2)
 NCAA Appearances: 22
 NCAA Record: 22-44
 All-Time Record: 1,499-781-8 (.658)
 Letterwinners R/L: 16/13
 Starters R/L: 9/4

EAST CAROLINA



(28) BILLY GODWIN

Alma Mater: Atlantic Christian '86
 Career Record: 335-134 (8)
 Record at East Carolina: 73-49 (2)
 Assistant:
 (6) Link Jarrett (Florida State '94)
 (24) Bill Jarman (Wingate '86)
 (3) Ben Sanderson (East Carolina '03)
 Director of Baseball Operations:
 Brian Cavanaugh
 Office Phone: 252/737-1985



Steve Ballard
Chancellor



Terry Holland
Athletics Director



Rosie Thompson
Athletic Director Emerita



Malcolm Gray
Baseball SID



Clark-LeClair Stadium



EAST CAROLINA

19

2008 C-USA BASEBALL



2008 ROSTER

No.	Player	Pos.	B/T	Ht.	Wt.	Year	Hometown/Previous School
1	Harrison Eldridge	OF	L/R	5-7	159	Sr.	Knoxville, Tenn./Farragut
2	Drew Schieber	INF/C	R/R	5-11	196	Jr.	Blue Springs, Mo./Blue Springs
4	Jamie Ray	OF	R/R	6-0	179	Sr.	Casar, N.C./Burns
5	Cameron Freeman	INF	R/R	6-0	162	Fr.	Fayetteville, N.C./Cape Fear
7	Dustin Harrington	INF/P	R/R	5-9	176	Fr.	Taylorsville, N.C./Alexander Central
8	Joe O'Malley	RHP	R/R	6-0	193	So.	Moorestown, N.J./Morrestown
9	Trent Whitehead	OF	L/L	5-10	169	Fr.	Washington, N.C./Washington
10	Brett Butts	RHP	R/R	6-0	229	Sr.	Goldsboro, N.C./Pitt Community College
11	Sthil Sowers	RHP	R/R	6-2	151	Fr.	LaGrange, N.C./North Lenoir
12	Jonathan Ratledge	OF	L/R	6-1	185	So.	Charlotte, N.C./South Meck
14	Bailey Daniels	RHP	R/R	6-0	224	Jr.	Wanchese, N.C./Louisburg College
15	Matt Hancock	C	R/R	6-0	206	Fr.	Middletown, Conn./Xavier
16	Ryan Wood	INF/P	R/R	6-4	174	Jr.	Woodbridge, Va./Hylton
17	Chase Hooper	RHP	R/R	5-11	168	So.	Buxton, N.C./Cape Hatteras
18	Josh Ruhlman	LHP	L/L	6-0	163	Sr.	Chesterfield, Mich./Central Michigan
19	Kyle Roller	1B	L/R	6-0	249	So.	Rockingham, N.C./Richmond Senior
20	Justin Bristow	INF/P	R/R	6-4	213	Jr.	Richmond, Va./Auburn Univ.
21	Brandon Henderson	OF	R/L	6-0	212	Jr.	Alpharetta, Ga./Milton
22	Matt Cox	LHP	L/L	6-2	200	Jr.	Shallotte, N.C./West Brunswick
25	Stephen Batts	INF	R/R	6-0	187	Jr.	Wilmington, N.C./E.A. Laney
26	Zach Cooper	RHP	R/R	6-7	200	Fr.	Jacksonville, N.C./White Oak
27	Bobby Fowler	C	R/R	6-2	185	Fr.	Holly Springs, N.C./Middle Creek
29	Brad Mincey	RHP	R/R	5-11	173	Fr.	Wilmington, N.C./New Hanover
30	Austin Homan	C/OF	L/R	6-3	201	Fr.	State College, Pa./State College Area
31	Seth Simmons	RHP	R/R	5-8	146	Fr.	Lewisville, N.C./Calvary Baptist
32	T.J. Hose	RHP	R/R	6-0	187	Sr.	Hagerstown, Md./North Hagerstown
33	Matt Laney	LHP	L/L	6-3	179	Fr.	Chesterfield, Va./LC Bird
34	Devin Harris	OF	R/R	6-3	224	Fr.	Gastonia, N.C./Ashbrook
35	Corey Kemp	C/INF	R/R	6-0	241	Sr.	Franklin, Tenn./Young Harris JC
37	Daniel Holder	RHP	R/R	6-2	241	Jr.	Dothan, Ala./Lurleen Wallace State College
38	Shane Small	LHP	L/L	6-6	192	Fr.	Charlotte, N.C./Providence
39	Broc Sutton	INF	L/R	5-11	186	So.	Edenton, N.C./John A. Holmes
40	Mike Anderson	RHP	R/R	6-3	226	So.	Cortlandt Manor, N.Y./Walter Panas
43	Seth Maness	RHP	R/R	5-11	168	Fr.	Pinehurst, N.C./Pinecrest
44	Trent Ashcraft	OF	L/L	6-0	173	Jr.	Brentwood, Tenn./Young Harris JC

ALPHABETICAL ROSTER

No.	Player	Pos.	No.	Player	Pos.
40	Mike Anderson	RHP	32	T J Hose	RHP
44	Trent Ashcraft	OF	35	Corey Kemp	C/INF
25	Stephen Batts	INF	33	Matt Laney	LHP
20	Justin Bristow	INF/P	43	Seth Maness	RHP
10	Brett Butts	RHP	29	Brad Mincey	RHP
26	Zach Cooper	RHP	8	Joe O'Malley	RHP
22	Matt Cox	LHP	12	Jonathan Ratledge	OF
14	Bailey Daniels	RHP	4	Jamie Ray	OF
1	Harrison Eldridge	OF	19	Kyle Roller	1B
27	Bobby Fowler	C	18	Josh Ruhlman	LHP
5	Cameron Freeman	INF	2	Drew Schieber	INF/C
15	Matt Hancock	C	31	Seth Simmons	RHP
7	Dustin Harrington	INF/P	38	Shane Small	LHP
34	Devin Harris	OF	11	Sthil Sowers	RHP
21	Brandon Henderson	OF	39	Broc Sutton	INF
37	Daniel Holder	RHP	9	Trent Whitehead	OF
30	Austin Homan	C/OF	16	Ryan Wood	INF/P
17	Chase Hooper	RHP			



Stephen Batts

EAST CAROLINA

20

2008 C-USA BASEBALL

C-USATM

2008 SCHEDULE

FEBRUARY

22	at South Carolina	3:00p
23	at South Carolina	1:30p
24	at South Carolina	1:30p
27	at Elon	4:00p
29	MONMOUTH	5:00p

MARCH

1	MONMOUTH	2:00p
2	MONMOUTH	1:00p
4	at Old Dominion	5:00p
5	at VCU	3:00p
7-9	KEITH LE CLAIR CLASSIC	
7	PITTSBURGH	5:00p
8	MICHIGAN	3:00p
9	GEORGIA SOUTHERN	2:00p
11	VIRGINIA COMMONWEALTH	3:00p
13	QUINNIPIAC	7:00p
14	RHODE ISLAND	7:00p
15	RHODE ISLAND	2:00p
16	RHODE ISLAND	1:00p
18	ELON	6:00p
21	HOUSTON	7:00p
22	HOUSTON	3:00p
23	HOUSTON	11:00a
26	CAMPBELL	6:00p
28	at UCF	6:30p
29	at UCF	6:30p
30	at UCF	1:00p

APRIL

1	NORTH CAROLINA STATE	6:00p
2	CAMPBELL	6:00p
4	at Southern Miss	7:30p
5	at Southern Miss	4:00p
6	at Southern Miss	Noon
8	OLD DOMINION	6:00p
9	at Elon	7:00p
11	MARSHALL	7:00p
12	MARSHALL	3:00p
13	MARSHALL	1:00p
15	at North Carolina State	6:30p
16	THE CITADEL	6:00p
18	at Rice	7:30p
19	at Rice	3:00p
20	at Rice	2:00p
22	UNC WILMINGTON	6:00p
23	at Campbell	7:00p
25	PRESBYTERIAN	7:00p
26	PRESBYTERIAN (DH)	1:00p
29	at UNC Wilmington	7:00p

MAY

2	UAB	7:00p
3	UAB	3:00p
4	UAB	1:00p
9	TULANE	7:00p
10	TULANE	3:00p
11	TULANE	Noon
13	UNC WILMINGTON	6:00p
15	at Memphis	7:30p
16	at Memphis	7:30p
17	at Memphis	2:00p
21-25	at Conference USA Championship (New Orleans, La.)	

2007 RESULTS

FEBRUARY

9	LIBERTY	L	2-6	0-1
10	LIBERTY	W	7-4	1-1
11	LIBERTY	W	11-2	2-1
16	at (15) UCLA	L	1-6	2-2
17	at (15) UCLA	L	7-9	2-3
18	at (15) UCLA	L	6-7	2-4
21	CAMPBELL	L	0-2	2-5
23-25	ECU INVITATIONAL			
23	ST. JOHN'S	W	5-1	3-5
24	WASHINGTON	W	6-3	4-5
25	DUKE	W	11-4	5-5

MARCH

2-4	KEITH LeCLAIR CLASSIC			
2	(13) PEPPERDINE	W	5-4	6-5
3	(24) N.C. STATE	L	4-5 (10)	6-6
4	WESTERN CAROLINA	W	3-2	7-6
6	NORTH CAROLINA A&T	W	7-4	8-6
9	(7) CAL STATE FULLERTON	W	6-1	9-6
10	(7) CAL STATE FULLERTON	W	2-0	10-6
11	(7) CAL STATE FULLERTON	W	12-5	11-6
13	RADFORD	W	8-5	12-6
14	RADFORD	W	16-3	13-6
17	MICHIGAN	W	2-1	14-6
17	MICHIGAN	W	3-2 (12)	15-6
21	HIGH POINT	W	12-4	16-6
23	MEMPHIS	W	12-10	17-6
24	MEMPHIS	W	12-0	18-6
25	MEMPHIS	W	11-1	19-6
28	UNC WILMINGTON	W	11-10 (11)	20-6
30	at (29) Tulane	L	1-2	20-7
31	at (29) Tulane	L	2-8	20-8

APRIL

1	at (29) Tulane	W	11-7	21-8
4	at (22) N.C. State	L	2-3	21-9
6	(8) RICE	L	0-4	21-10
7	(8) RICE	L	6-9	21-11
8	(8) RICE	L	6-8	21-12
11	at UNC Wilmington	W	3-2	22-12
13	at Marshall	W	7-4	23-12
13	at Marshall	W	13-3	24-12
15	at Marshall	(cancelled)		
18	OLD DOMINION	W	9-5	25-12
20	SAVANNAH STATE	W	14-1	26-12
21	SAVANNAH STATE	W	6-1	27-12
22	SAVANNAH STATE	W	14-5	28-12
24	at (4) North Carolina	L	0-10	28-13
27	SOUTHERN MISS	L	3-6	28-14
28	SOUTHERN MISS	L	1-5	28-15
29	SOUTHERN MISS	W	6-3	29-15

MAY

4	at Houston	W	3-1	30-15
5	at Houston	W	6-3	31-15
6	at Houston	W	9-2	32-15
8	THE CITADEL	L	6-8	32-16
9	(5) NORTH CAROLINA	L	1-5	32-17
11	UCF	W	8-6	33-17
12	UCF	W	8-7	34-17
13	UCF	W	13-8	35-17
15	ELON	L	2-4	35-18
17	at UAB	L	2-11	35-19
18	at UAB	L	2-3	35-20
19	at UAB	W	10-2	36-20
23-27	C-USA CHAMPIONSHIP			
23	TULANE	W	4-2	37-20
24	SOUTHERN MISS	W	2-1 (10)	38-20
26	TULANE	W	9-4	39-20
27	(2) RICE	L	8-16	39-21

JUNE

1	#vs. Western Carolina	W	9-8	40-21
2	#at (3) North Carolina	L	10-11	40-22
3	#vs. Western Carolina	L	5-9	40-23



EAST CAROLINA

21

2008 C. USA BASEBALL



All times Eastern and subject to change.

HOME GAMES IN CAPS. **Conference games in bold.**

#NCAA Championship (Chapel Hill, N.C.)

HOME GAMES IN CAPS. **Conference games in bold.**

2007 STATISTICS

Record: 40-23 C-USA: 14-9

BATTING

Player	AVG	GP-GS	AB	R	H	2B	3B	HR	RBI	TB	SLG%	BB	HBP	SO	GDP	OB%	SF	SH	SB-ATT	PO	A	E	FLD%	
Mollenhauer	.329	48-44	170	40	56	11	3	3	26	82	.482	23	2	20	2	.415	0	6	9-10	65	140	9	.958	
Batts	.323	61-59	226	43	73	15	4	6	56	114	.504	28	2	46	4	.396	4	4	12-17	475	44	11	.979	
Wood	.318	61-57	198	41	63	9	0	5	23	87	.439	38	4	34	0	.432	3	7	14-17	95	174	11	.961	
Tousley	.296	63-62	250	42	74	10	2	11	51	121	.484	26	1	48	3	.359	4	0	11-16	130	2	3	.978	
Eldridge	.295	62-62	244	58	72	19	0	6	28	109	.447	31	9	32	2	.390	3	6	15-20	152	4	4	.975	
Kemp	.267	60-53	195	32	52	14	0	5	41	81	.415	21	1	33	5	.336	3	2	1-1	256	47	7	.977	
Henderson	.241	53-44	162	19	39	6	0	6	23	63	.389	9	5	30	4	.296	3	3	4-5	131	6	2	.986	

Roller	.306	39-28	111	22	34	2	2	11	30	73	.658	16	2	20	5	.397	2	0	1-1	2	0	0	1000	
Ray	.306	50-35	134	24	41	7	1	2	22	56	.418	12	4	14	3	.377	1	1	5-7	58	5	3	.955	
Schieber	.301	55-45	143	33	43	5	1	6	22	68	.476	19	4	31	3	.395	1	7	11-15	48	91	6	.959	
Dean	.297	56-40	148	16	44	7	0	1	19	54	.365	18	0	13	2	.369	2	3	1-3	15	23	5	.884	
Forbes	.225	45-24	80	14	18	5	0	4	13	35	.438	9	2	22	0	.309	3	3	0-0	196	24	0	1000	
Sutton	.188	33-10	48	12	9	2	1	0	4	13	.271	7	2	11	0	.316	0	0	0-0	9	28	1	.974	
Letchworth	.143	26-4	21	7	3	0	0	2	5	9	.429	1	1	5	0	.217	0	1	1-2	5	0	1	.833	
Fowler	.000	5-0	2	0	0	0	0	0	1	0	.000	1	0	2	0	.250	1	0	0-0	3	0	0	1000	
Totals	.291	63-63	2132	403	621	112	14	68	364	965	.453	259	39	361	33	.374	30	43	85-114	1678	680	70	.971	
Opponents	.266	63-63	2124	298	564	84	17	38	269	796	.375	233	56	432	51	.351	16	51	45-69	1625	633	98	.958	

LOB - Team (461), Opp (504) DPs turned - Team (62), Opp (45) CI - Team (0), Opp (1) IBB - Team (17), Tousley 5, Dean 4, Roller 3, Sutton 2, Eldridge 1, Henderson 1, Kemp 1, Opp (15) Picked off - Schieber 3, Mollenhauer 2, Tousley 2, Forbes 2, Wood 1, Henderson 1

PITCHING (All games sorted by ERA)

Player	ERA	W-L	APP	GS	CG	SHO/CBO	SV	IP	H	R	ER	BB	SO	2B	3B	HR	AB	B/Avg	WP	HBP	BK	SFA	SHA	
Sasser	3.52	5-4	17	17	0	0/2	0	94.2	106	51	37	48	68	10	2	5	369	.287	6	8	2	2	5	
Dowdy	3.62	5-2	14	13	0	0/0	0	74.2	71	37	30	15	38	10	4	6	293	.242	0	8	2	1	5	
Hose	3.97	6-5	18	17	0	0/0	0	95.1	97	50	42	45	70	18	4	7	354	.274	5	6	1	2	11	

Butts	1.77	2-0	21	0	0	0/1	1	20.1	12	4	4	11	20	3	0	1	73	.164	3	1	2	1	1	
Leggett	2.45	0-0	5	0	0	0/0	0	3.2	2	1	1	2	1	1	0	0	13	.154	0	0	1	0	0	
Neitz	2.60	5-2	35	0	0	0/1	0	55.1	43	19	16	21	40	6	2	2	193	.223	2	9	1	2	10	
Anderson	3.00	1-1	8	6	0	0/0	0	24.0	25	11	8	7	13	4	1	1	93	.269	1	3	0	0	3	
Mathews	4.50	4-4	39	0	0	0/1	14	48.0	36	26	24	28	61	2	1	4	169	.213	4	0	0	3	7	
Daniels	4.53	4-1	27	5	0	0/0	0	49.2	56	25	25	12	46	8	0	3	199	.281	3	4	0	0	1	
Powell	4.87	0-1	12	1	0	0/0	0	20.1	23	16	11	12	20	3	0	0	80	.288	4	5	0	0	2	
Flye	5.16	1-0	18	0	0	0/1	0	22.2	29	14	13	12	18	8	1	1	94	.309	3	4	0	2	1	
Ruhlman	6.14	5-1	27	1	0	0/0	0	29.1	36	23	20	11	26	8	0	2	113	.319	2	6	1	2	3	
Ostrander	7.79	2-2	6	3	0	0/0	0	17.1	23	17	15	6	8	2	2	5	66	.348	0	1	0	0	2	
O'Malley	9.00	0-0	4	0	0	0/0	0	4.0	5	4	4	3	3	1	0	1	15	.333	1	1	0	1	0	
Totals	4.01	40-23	63	63	0	2/2	15	559.1	564	298	249	233	432	84	17	38	2124	.266	34	56	10	16	51	
Opponents	5.35	23-40	63	63	4	3/3	10	541.2	621	403	322	259	361	112	14	68	2132	.291	59	39	7	30	43	

PB - Team (14), Kemp 12, Forbes 1, Fowler 1, Opp (18) Pickoffs - Team (11), Sasser 3, Kemp 3, Powell 2, Ostrander 1, Ruhlman 1, Neitz 1, Opp (10) SBA/ATT - Forbes (23-32), Kemp (21-32), Sasser (14-17), Hose (9-15), Dowdy (5-6), Ruhlman (5-5), Powell (1-4), Daniels (2-4), Mathews (3-4), Neitz (1-4), Ostrander (0-3), Butts (2-3), O'Malley (1-2), Fowler (1-1), Anderson (1-1), Flye (1-1)

EAST CAROLINA

22

2008 C.USA BASEBALL

TM

C.USA

HOUSTON

HOUSTON



23

2008 C-USA BASEBALL



(85) RAYNER NOBLE

Alma Mater: Houston '83
 Career Record: 457-333 (13)
 Record at Houston: 457-333 (13)
 Assistants:
 (25) Kirk Blount (Houston '95)
 (23) Jorge Garza (Texas Tech '94)
 (45) Abe Arguello (Houston '07)
 Director of Baseball Operations:
 Traci Cauley
 Office Phone: 713/743-9396



QUICK FACTS

Location: Houston, Texas
 Founded: 1927
 Enrollment: 35,400
 Nickname: Cougars
 Colors: Scarlet and White
 Home Field: Cougar Field (3,500)
 Dimensions: 330 L, 390 C, 330 R
 Chancellor/President: Dr. Renu Khator
 FAR: Richard Scamell
 Athletics Director: Dave Maggard
 SWA: DeJuena Chizer

SPORTS INFORMATION

Baseball SID: Jeff Conrad
 Office Phone: 713/743-9410
 E-mail: jaconrad@mail.uh.edu
 FAX: 713/743-9411
 Mobile: 713/557-3841
 Press Box: 713/743-0840
 Website: www.uhcougars.com

BASEBALL FACTS

2007 Record: 28-28
 2007 C-USA Record: 12-12
 2007 C-USA Championship: 0-2
 2007 Postseason: n/a
 NCAA Appearances: 17 (2-CWS)
 NCAA Record: 31-35
 All-Time Record: 1,473-1,097-15 (.573)
 Letterwinners R/L: 16/6
 Starters R/L: 6/3



Dr. Renu Khator
Chancellor/President



Dave Maggard
Athletics Director



DeJuena Chizer
SWA



Jeff Conrad
Baseball SID



Cougar Field

2008 ROSTER

No.	Player	Pos.	B/T	Ht.	Wt.	Year	Hometown/Previous School
1	Tom Wertz	INF/C	R/R	6-0	180	Fr.	Sugar Land, Texas/Austin
2	Ryan Lormand	INF	R/R	6-0	170	Sr.	Waco, Texas/Midway/McLennan JC
4	Wes Musick	LHP	L/L	6-0	185	So.	Lufkin, Texas/Hudson
5	Blake Kelso	INF	R/R	5-10	170	Fr.	Pflugerville, Texas/Pflugerville
7	Ricky Hargrove	RHP	R/R	6-1	190	Jr.	Katy, Texas/Katy
8	Jimmy Raviele	LHP	L/L	6-2	190	Jr.	Richmond, Texas/Foster
9	Chase Dempsay	RHP/OF	R/R	6-3	180	Fr.	Baytown, Texas/Sterling
10	Austin Goolsby	C	R/R	6-2	190	So.	Coppell, Texas/Coppell
11	Chris Wright	RHP	R/R	6-0	205	Jr.	Houston, Texas/Langham Creek
12	Jake Stewart	OF	R/R	5-11	180	Sr.	Santa Fe, Texas/Santa Fe
13	Jimmy Cesario	INF	L/R	6-0	205	Jr.	Metairie, La./Jesuit/Delgado JC
14	Bryan Pounds	INF	R/R	6-0	200	Sr.	Houston, Texas/North Shore
15	Zak Presley	OF	L/R	6-1	190	So.	Southlake, Texas/Southlake Carroll
17	Felix Fanaselle	INF	L/R	5-10	175	Jr.	Houston, Texas/Lamar/Angelina JC
18	Taylor Hammack	LHP	L/L	6-4	230	So.	Angleton, Texas/Angleton/San Jacinto JC
19	Dereck Cloeren	RHP	R/R	6-4	225	Jr.	Orange, Texas/Little Cypress-Mauriceville/ Northwestern St.
20	Chris Wallace	C	R/R	6-0	215	So.	Cypress, Texas/Cy Fair
21	Ty Stuckey	LHP/INF	L/L	6-1	205	Fr.	Spring, Texas/Klein Collins
24	Matt Murphy	UTIL	L/R	6-3	190	Fr.	Pearland, Texas/Pearland
26	David Murphy	INF	R/R	6-1	190	Fr.	Beaumont, Texas/West Brook
28	Caleb Ramsey	OF	L/R	6-2	175	Fr.	Houston, Texas/Cy Fair
29	Matt Taylor	LHP/OF	L/L	6-2	180	Fr.	Sugar Land, Texas/Dulles
30	Bryan Tully	OF	R/R	6-2	205	Sr.	Houston, Texas/Alief Taylor
31	Jared Ray	RHP	R/R	6-3	200	Fr.	Waco, Texas/Midway
32	Alberto Lopez	C	L/R	5-10	205	Jr.	Waco, Texas/Midway/Odessa JC
33	Morgan Floyd	LHP	L/L	5-10	175	Jr.	Sherman, Texas/Whitewright
34	John Touchton	RHP	R/R	6-3	220	So.	Houston, Texas/Kingwood
35	David McClain	RHP	R/R	6-4	195	Jr.	Houston, Texas/North Shore/San Jacinto JC
36	Carlos Reyes	INF	R-R	5-10	180	Fr.	Calabasas, Calif./Southlake Carroll
38	Barrett Bruce	RHP	R/R	6-3	215	Fr.	Flower Mound, Texas/Flower Mound/Navarro JC
42	Barry Laird	RHP	R/R	6-4	230	Jr.	Baytown, Texas/Lee
44	Donnie Joseph	LHP	L/L	6-2	175	So.	Buda, Texas/Hays

ALPHABETICAL ROSTER

No.	Player	Pos.	No.	Player	Pos.
38	Barrett Bruce	RHP	4	Wes Musick	LHP
13	Jimmy Cesario	INF	14	Bryan Pounds	INF
19	Dereck Cloeren	RHP	15	Zak Presley	OF
9	Chase Dempsay	RHP/OF	28	Caleb Ramsey	OF
17	Felix Fanaselle	INF	8	Jimmy Raviele	LHP
33	Morgan Floyd	LHP	31	Jared Ray	RHP
10	Austin Goolsby	C	36	Carlos Reyes	INF
18	Taylor Hammack	LHP	12	Jake Stewart	OF
7	Ricky Hargrove	RHP	21	Ty Stuckey	LHP/INF
44	Donnie Joseph	LHP	29	Matt Taylor	LHP/OF
5	Blake Kelso	INF	34	John Touchton	RHP
42	Barry Laird	RHP	30	Bryan Tully	OF
32	Alberto Lopez	C	20	Chris Wallace	C
2	Ryan Lormand	INF	1	Tom Wertz	INF/C
35	David McClain	RHP	11	Chris Wright	RHP
24	Matt Murphy	UTIL			
26	David Murphy	INF			



Wes Musick

HOUSTON

24

2008 C USA BASEBALL

USA™



HOUSTON

25

2008 C-USA BASEBALL



2008 SCHEDULE

FEBRUARY

22	PACIFIC	6:30p
23	PACIFIC	3:00p
24	PACIFIC	1:00p
26	TEXAS STATE	6:30p
27	at Rice	4:00p
29-M2	at Houston College Classic (Houston, Texas)	
29	vs. Texas Tech	3:30p

MARCH

1	vs. Oklahoma	Noon
2	vs. Texas	6:00p
4	LOUISIANA-LAFAYETTE	6:30p
5	SACRED HEART	3:00p
7	UC SANTA BARBARA	6:30p
8	UC SANTA BARBARA	6:30p
9	UC SANTA BARBARA	1:00p
11	STEPHEN F. AUSTIN	6:30p
14	SAN FRANCISCO	6:30p
15	SAN FRANCISCO	6:30p
16	SAN FRANCISCO	1:00p
18	LAMAR	6:30p
21	at East Carolina	6:00p
22	at East Carolina	2:00p
23	at East Carolina	10:00a
25	at McNeese State	6:30p
26	RICE	6:30p
28	at San Diego State	8:00p
29	at San Diego State	3:00p
30	at San Diego State	3:00p

APRIL

4	UCF	6:30p
5	UCF	6:30p
6	UCF	1:00p
8	TEXAS A&M	6:30p
9	at Texas State	6:30p
11	TULANE	6:30p
12	TULANE	6:30p
13	TULANE	1:00p
15	at Stephen F. Austin	3:00p
16	SAM HOUSTON STATE	6:30p
18	at UAB	6:30p
19	at UAB	2:00p
20	at UAB	1:00p
22	McNEESE STATE	6:30p
25	at Southern Miss	6:30p
26	at Southern Miss	4:00p
27	at Southern Miss	1:00p
29	at Lamar	6:30p
30	UTSA	6:30p

MAY

2	MEMPHIS	6:30p
3	MEMPHIS	6:30p
4	MEMPHIS	Noon
9	at Rice	6:30p
10	at Rice	2:00p
11	at Rice	1:00p
13	at UTSA	6:00p
15	MARSHALL	6:30p
16	MARSHALL	6:30p
17	MARSHALL	1:00p
21-25	at Conference USA Championship (New Orleans, La.)	

2007 RESULTS

FEBRUARY

6	STEPHEN F. AUSTIN	W	15-6	1-0
9-11	at Minute Maid Park Classic			
9	vs. (20) Baylor	W	4-2	2-0
10	vs. Texas A&M	L	2-3	2-1
11	vs. (12) Arizona State	L	1-11	2-2
13	SAM HOUSTON STATE	W	16-9	3-2
16	UC IRVINE	L	7-9	3-3
17	UC IRVINE	L	6-15	3-4
18	UC IRVINE	L	5-11	3-5
20	McNEESE STATE	W	12-4	4-5
22-24	at Southwest Diamond Classic (Frisco, Texas)			
22	vs. UTSA	W	12-10	5-5
23	vs. Dallas Baptist	L	5-7	5-6
24	vs. Texas-Arlington	W	8-3	6-6
27	at UTSA	L	3-4	6-7

MARCH

2	NORTHWESTERN STATE	W	7-5	7-7
3	NORTHWESTERN STATE	L	2-8	7-8
4	NORTHWESTERN STATE	L	5-6 (10)	7-9
6	LAMAR	W	7-1	8-9
9	PRINCETON	W	5-0	9-9
10	PRINCETON	W	20-1	10-9
11	PRINCETON	W	8-3	11-9
16	at (22) San Diego	L	1-8	11-10
17	at (22) San Diego	L	4-5	11-11
18	at (22) San Diego	L	3-8	11-12
23	at UCF	W	10-2	12-12
24	at UCF	W	3-0	13-12
25	at UCF	W	7-2	14-12
27	at Lamar	W	17-10	15-12

APRIL

3	at Baylor	L	6-12	15-13
6	UAB	L	5-10	15-14
7	UAB	W	10-4	16-14
8	UAB	W	10-3	17-14
10	at Stephen F. Austin	W	4-0	18-14
13	(7) RICE	W	5-2	19-14
14	(7) RICE	L	0-12	19-15
15	(7) RICE	L	6-11	19-16
17	at (14) Texas A&M	L	3-8	19-17
20	at (24) Tulane	W	7-0	20-17
21	at (24) Tulane	W	2-1	21-17
22	at (24) Tulane	W	6-4	22-17
24	UTSA (Victoria, TX)	W	5-2	23-17
27	at Marshall	L	11-12	23-18
28	at Marshall	W	8-2	24-18
29	at Marshall	L	4-10	24-19

MAY

1	at McNeese State	W	5-4	25-19
4	EAST CAROLINA	L	1-3	25-20
5	EAST CAROLINA	L	3-6	25-21
6	EAST CAROLINA	L	2-9	25-22
11	at Memphis	W	11-7	26-22
12	at Memphis	L	10-16	26-23
13	at Memphis	W	10-5	27-23
15	at Sam Houston State	W	6-4	28-23
17	SOUTHERN MISS	L	0-6	28-24
18	SOUTHERN MISS	L	0-4	28-25
19	SOUTHERN MISS	L	2-7	28-26
23-27	at C-USA Championship (Greenville, N.C.)			
23	vs. Memphis	L	4-12	28-27
24	vs. UCF	L	0-1	28-28

HOME GAMES IN CAPS. Conference games in bold.

All times Central and subject to change.

HOME GAMES IN CAPS. Conference games in bold.

2007 STATISTICS

Record: 28-28 C-USA: 12-12

BATTING

Player	AVG	GP-GS	AB	R	H	2B	3B	HR	RBI	TB	SLG%	BB	HBP	SO	GDP	OB%	SF	SH	SB-ATT	PO	A	E	FLD%	
Cesario	.352	56-56	219	35	77	13	1	3	35	101	.461	23	3	47	2	.417	2	5	5-7	70	2	1	.986	
Stirneman	.323	56-55	223	39	72	12	1	7	40	107	.480	18	1	37	8	.370	4	1	1-1	478	35	3	.994	
Presley	.306	55-50	173	35	53	4	1	2	28	65	.376	27	1	38	1	.397	3	7	13-14	129	2	5	.963	
Lormand	.298	56-56	235	49	70	12	1	4	39	96	.409	28	6	31	4	.381	4	5	23-25	93	140	11	.955	
Fanaselle	.296	51-44	169	42	50	12	1	3	26	73	.432	26	2	45	0	.392	2	3	1-2	41	15	4	.933	
Kingsbury	.268	56-56	224	27	60	8	2	3	47	81	.362	17	5	24	4	.327	5	4	3-6	72	127	12	.943	
Tully, B	.266	52-51	192	31	51	12	2	4	26	79	.411	18	8	31	3	.347	4	2	10-12	124	11	5	.964	
Flores, L	.263	53-53	179	34	47	9	0	9	24	83	.464	37	3	45	5	.397	0	5	1-3	277	36	5	.984	
Pounds	.222	52-51	171	27	38	7	0	2	28	51	.298	30	5	42	0	.349	3	5	1-2	66	153	11	.952	

Goolsby, A	.250	19-8	28	8	7	2	0	0	4	9	.321	7	1	10	1	.405	1	0	2-2	50	6	2	.966	
Joseph, C	.231	38-18	65	8	15	1	2	1	8	23	.354	3	2	13	2	.286	0	5	1-1	31	0	1	.969	
Stewart	.143	4-4	14	4	2	0	0	1	4	5	.357	3	0	4	0	.294	0	1	0-0	5	0	1	.833	
Wallace	.077	13-2	13	2	1	1	0	0	0	2	.154	2	1	6	0	.250	0	2	0-0	18	2	0	1.000	
Laird	.000	1-0	1	0	0	0	0	0	0	0	.000	0	0	1	0	.000	0	0	0-0	0	2	2	.500	

Totals	.285	56-56	1906	341	543	93	11	39	309	775	.407	239	38	374	30	.371	28	45	61-75	1479	587	71	.967	
Opponents	.290	56-56	1945	330	565	108	14	38	289	815	.419	215	43	312	36	.369	27	27	71-91	1470	535	73	.965	

LOB - Team (438), Opp (448) DPs turned Team (47), Opp (43) IBB - Team (11), Stirneman 5, Cesario 3, Kingsbury 1, Presley 1, Flores, L 1, Opp (2)
 Picked off - Lormand 2, Kingsbury 1, Presley 1, Pounds 1, Stirneman 1

PITCHING (All games sorted by ERA)

Player	ERA	W-L	APP	GS	CG	SHO/CBO	SV	IP	H	R	ER	BB	SO	2B	3B	HR	AB	B/Avg	WP	HBP	BK	SFA	SHA	
Musick	3.00	6-5	15	15	1	0/2	0	93.0	87	37	31	34	73	18	2	7	354	246	6	4	1	3	1	
Brown	4.98	6-6	20	15	0	0/1	2	86.2	91	54	48	46	54	13	1	6	333	273	17	3	2	5	3	

McLemore	0.00	0-0	3	0	0	0/0	0	2.1	4	0	0	4	0	0	0	0	11	364	0	0	0	0	0	
Hancock	4.42	2-1	20	3	0	0/0	2	36.2	50	22	18	18	33	12	1	2	149	336	1	3	0	2	1	
Laird	5.64	2-1	25	0	0	0/1	2	44.2	46	33	28	19	27	9	2	2	175	263	6	10	3	0	4	
Wright	5.98	3-2	24	0	0	0/3	3	40.2	39	31	27	16	28	9	2	6	156	250	5	4	0	3	3	
Flores, L	6.10	1-1	6	3	0	0/0	0	20.2	26	14	14	4	12	7	1	3	81	321	1	1	2	0	4	
Tully, B	6.26	2-2	15	2	0	0/2	3	23.0	29	16	16	12	16	8	2	3	94	309	4	1	0	1	1	
Joseph, D	6.42	1-1	18	10	0	0/1	1	54.2	75	42	39	17	23	12	2	2	222	338	6	3	8	7	6	
Raviele	6.47	0-1	25	0	0	0/0	0	32.0	41	25	23	13	17	4	1	2	129	318	4	5	0	4	1	
Touchton	7.04	5-6	18	7	0	0/0	0	53.2	72	47	42	24	27	13	0	5	221	326	5	7	0	2	3	
Pounds	7.36	0-0	3	1	0	0/0	0	3.2	3	3	3	5	0	2	0	0	12	250	0	2	0	0	0	
Cloeren	20.25	0-2	2	0	0	0/0	0	1.1	2	6	3	3	2	1	0	0	8	250	2	0	0	0	0	

Totals	5.33	28-28	56	56	1	4/4	13	493.0	565	330	292	215	312	108	14	38	1945	.290	57	43	16	27	27	
Opponents	5.60	28-28	56	56	5	4/2	8	490.0	543	341	305	239	374	93	11	39	1906	285	63	38	11	28	45	

PB - Team (16), Flores, L 13, Goolsby, A 3, Opp (7) Pickoffs - Team (13), Flores, L 6, Brown 4, Tully, B 2, Joseph, D 1, Opp (6) SBA/ATT - Flores, L (59-69), Brown (19-22), Joseph, D (12-15), Musick (11-15), Goolsby, A (11-14), Touchton (10-13), Laird (6-6), Wright (4-6), Raviele (2-4), Hancock (2-4), Pounds (2-2), McLemore (1-1), Tully, B (1-1), Wallace (1-1)

HOUSTON

26

2008 C-USA BASEBALL

TM

C-USA

THE HERD

QUICK FACTS

Location: Huntington, W. Va.
 Founded: 1837
 Enrollment: 16,551
 Nickname: Thundering Herd
 Colors: Green and White
 Home Fields: Kennedy YMCA Center (3,000)
 Appalachian Power Park (4,500)
 Dimensions: 330L, 375C, 400R (YMCA) and
 330L, 400C, 320R (APP)
 President: Dr. Stephen J. Kopp
 FAR: Dr. Robert Bookwalter
 Athletics Director: Bob Marcum
 SWA: Beatrice Crane Banford

SPORTS INFORMATION

Baseball SID: Chris Attwood
 Office Phone: 304/696-4662
 E-mail: attwood@marshall.edu
 FAX: 304/696-2325
 Mobile: 978/944-0576
 Press Box: 614/288-4942
 Website: www.herdzone.com

BASEBALL FACTS

2007 Record: 21-32
 2007 C-USA Record: 5-18
 2007 C-USA Championship: n/a
 2007 Postseason: n/a
 NCAA Appearances: 2
 NCAA Record: 2-4
 All-Time Record: 1,153-1,253-11 (.479)
 Letterwinners R/L: 12/17
 Starters R/L: 7/5

MARSHALL



(30) JEFF WAGGONER

Alma Mater: Cleveland State '98
 Career Record: 21-32 (1)
 Record at Marshall: 21-32 (1)
 Assistants:
 (23) Tim Adkins
 (6) Tim Donnelly (Hardin-Simmons '04)
 (17) George Brumfield
 Office Phone: 304/696-5277



MARSHALL

27

2008 C USA BASEBALL



Dr. Stephen J. Kopp
President



Bob Marcum
Athletics Director



Beatrice Crane Banford
SWA



Chris Attwood
Baseball SID



Appalachian Power Park

CUSATM

2008 ROSTER

No.	Player	Pos.	B/T	Ht.	Wt.	Year	Hometown/Previous School
2	Ramon Tate	IF/OF	R/R	5-11	180	So.	Cleveland, Ohio/Myers University
3	Matt Helm	IF	R/R	6-0	190	Sr.	Downingtown, Pa./Downingtown
4	Blake Sanders	IF	R/R	5-11	175	So.	Ponte Verda Beach, Fla./Nease
5	Eddie Rush	OF	R/R	5-11	180	Jr.	McDonough, Ga./Spartanburg Junior College
7	Kenny Socorro	IF	R/R	5-7	170	Fr.	Miami, Fla./Miami High School
8	Brandon Casamassima	IF	R/R	6-0	185	Jr.	Colleyville, Texas/Grayson County JC
10	Josh Valle	IF	L/R	6-1	200	So.	Brentwood, N.Y./Ross Brentwood
11	Adam Yeager	IF	L/R	6-0	170	Jr.	Huntington, W.Va./Cincinnati
13	Steve Blevins	RHP	R/R	6-2	215	Jr.	Louisa, Ky./Cincinnati
15	Dan Straily	RHP	R/R	6-3	230	So.	Springfield, Ore./Western Oregon
16	Tyler Gatrell	RHP	R/R	6-0	181	So.	Boyd County, Ky./Boyd County
18	Rhett Stafford	C	R/R	6-2	217	Fr.	Cheraw, S.C./Cheraw
19	Tommy Johnson	C	R/R	6-0	205	Sr.	Gaithersburg, Md./Quince Orchard
20	Justin Moore	RHP	R/R	6-4	200	Fr.	Ashland, Ky./Boyd County
22	Jeff Rowley	OF	L/R	5-11	200	Sr.	Buffalo, N.Y./Erie CC
25	Nate Lape	OF	R/R	6-5	215	Jr.	Huntington, N.Y./North Carolina
26	Brian Mooney	LHP	L/L	6-2	190	Jr.	Huntington Station, N.Y./Manatee CC
27	Ben Jurevicius	OF	R/R	6-0	175	Fr.	Broadview Heights, Ohio/Saint Ignatius
28	Adam Dobies	RHP	R/R	6-0	220	Sr.	Pittsburgh, Pa./North Allegheny
31	Kevin Shackelford	C	R/R	6-5	190	Fr.	Charlotte, N.C./Providence
32	Victor Gomez	C	R/R	6-3	220	Fr.	Miami, Fla./LaSalle
33	Ryan Kiel	LHP	L/L	6-4	220	So.	Los Gatos, Calif./Arizona
35	Andrew Blain	LHP	L/L	6-0	180	Jr.	Huntington, W.Va./Spring Valley
36	Brycen Ferguson	IF	R/R	5-10	180	Fr.	Huntington, W.Va./Huntington
38	Andrew Hancock	RHP	R/R	6-4	200	Sr.	Ashland, Ky./Paul G. Blazer
39	Cam Dunlavy	OF	R/R	6-1	165	Fr.	Hurricane, W.Va./Hurricane
40	Chad Johnson	RHP	R/R	6-3	220	Fr.	Marietta, Ga./Lassister
41	Tyler Oliver	IF	R/R	6-1	20	Fr.	Lexington, Ky./Lexington Christian Academy
42	Ian Kadish	RHP	L/R	6-1	195	Fr.	Cincinnati, Ohio/Wyoming
44	Brock Neil	IF	L/L	6-5	240	Fr.	Winters, Calif./Winters
48	Shane Farrell	RHP	R/R	6-4	225	Fr.	Westlake, Ohio/St. Ignatius
50	Arik Sikula	RHP	R/R	5-11	189	Fr.	Hurricane, W.Va./Hurricane
55	Kurt Lipton	OF	L/R	6-6	200	Jr.	Boca Raton, Fla./Vanderbilt

ALPHABETICAL ROSTER

No.	Player	Pos.	No.	Player	Pos.
35	Andrew Blain	LHP	55	Kurt Lipton	OF
13	Steve Blevins	RHP	26	Brian Mooney	LHP
8	Brandon Casamassima	IF	20	Justin Moore	RHP
28	Adam Dobies	RHP	44	Brock Neil	IF
39	Cam Dunlavy	OF	41	Tyler Oliver	IF
48	Shane Farrell	RHP	22	Jeff Rowley	OF
36	Brycen Ferguson	IF	5	Eddie Rush	OF
16	Tyler Gatrell	RHP	4	Blake Sanders	IF
32	Victor Gomez	C	31	Kevin Shackelford	C
38	Andrew Hancock	RHP	50	Arik Sikula	RHP
3	Matt Helm	IF	7	Kenny Socorro	IF
40	Chad Johnson	RHP	18	Rhett Stafford	C
19	Tommy Johnson	C	15	Dan Straily	RHP
27	Ben Jurevicius	OF	2	Ramon Tate	IF/OF
42	Ian Kadish	RHP	10	Josh Valle	IF
33	Ryan Kiel	LHP	11	Adam Yeager	IF
25	Nate Lape	OF			



Brandon Casamassima

MARSHALL

28

2008 C-USA BASEBALL

CUSATM

2008 SCHEDULE

FEBRUARY

22	at Western Carolina	4:00p
23	at Western Carolina	2:00p
24	at Western Carolina	2:00p
29-M2	at Baseball at the Beach Tournament (Myrtle Beach, S.C.)	
29	vs. George Mason	Noon
29	at Coastal Carolina	4:00p

MARCH

1	vs. West Virginia	Noon
2	vs. Western Carolina	10:30a
4	at Radford	2:30p
5	at Cincinnati	4:00p
7	MARIST	3:00p
8	MARIST	1:00p
9	MARIST	1:00p
11	VALPARAISO	1:00p
12	VALPARAISO	1:00p
14	at Virginia Military Institute	4:00p
15	at Virginia Military Institute	2:00p
16	at Virginia Military Institute	1:00p
18	KENT STATE	1:00p
19	KENT STATE	1:00p
21	RICE	7:00p
22	RICE	7:00p
23	RICE	Noon
25	at North Carolina State	6:30p
26	at North Carolina State	3:30p
28	MEMPHIS	7:00p
29	MEMPHIS	4:00p
30	MEMPHIS	10:00a

APRIL

2	MOREHEAD STATE	3:00p
4	at Tulane	7:00p
5	at Tulane	7:00p
6	at Tulane	1:00p
8	at Morehead State	3:00p
11	at East Carolina	7:00p
12	at East Carolina	7:00p
13	at East Carolina	1:00p
15	at Eastern Kentucky	3:00p
16	EASTERN KENTUCKY	3:00p
18	UCF	7:00p
19	UCF	1:00p
20	UCF	10:00a
22	at Kent State	3:00p
23	OHIO	3:00p
25	at UAB	7:00p
26	at UAB	7:00p
27	at UAB	1:00p
30	at Ohio	6:00p

MAY

2	SOUTHERN MISS	7:00p
3	SOUTHERN MISS	7:00p
4	SOUTHERN MISS	1:00p
7	at Ohio State	6:35p
9	DELAWARE STATE	3:00p
10	DELAWARE STATE (DH)	Noon
15	at Houston	7:00p
16	at Houston	7:00p
17	at Houston	1:00p
21-25	at Conference USA Championship (New Orleans, La.)	

2007 RESULTS

FEBRUARY

16	at Charleston Southern	L	2-6	0-1
17	at Charleston Southern	W	11-9	1-1
18	at Charleston Southern	W	2-1	2-1
24	LASALLE (DH)	(cancelled)		
25	LASALLE (DH)	(cancelled)		
28	at West Virginia Tech	L	0-2	2-2

MARCH

3	BUFFALO	W	9-8 (10)	3-2
3	BUFFALO	W	1-0	4-2
4	BUFFALO	W	1-0	5-2
4	BUFFALO	W	9-3	6-2
7	at Morehead State	L	2-7	6-3
9	CAMPBELL	W	9-8	7-3
9	CAMPBELL	W	6-5	8-3
10	CAMPBELL	W	8-4	9-3
13	YOUNGSTOWN STATE	L	3-5	9-4
14	YOUNGSTOWN STATE	W	4-3	10-4
17	CANISIUS	W	8-7 (10)	11-4
17	CANISIUS	W	12-3	12-4
18	CANISIUS	W	6-5	13-4
20	at James Madison	L	4-12	13-5
21	at James Madison	W	10-5	14-5
23	TULANE	L	7-8 (11)	14-6
24	TULANE	L	1-4	14-7
25	TULANE	L	0-9	14-8
28	OHIO	(postponed)		
30	at (8) Rice	L	1-13	14-9
31	at (8) Rice	L	3-5	14-10

APRIL

1	at (8) Rice	L	6-12	14-11
3	at Louisville	L	1-17	14-12
5	at Ohio	L	6-9	14-13
6	at Liberty	L	6-8	14-14
7	at Liberty	L	7-11	14-15
7	at Liberty	L	4-10	14-16
9	at Cincinnati	L	10-12	14-17
11	MOREHEAD STATE	(cancelled)		
13	EAST CAROLINA	L	4-7	14-18
13	EAST CAROLINA	L	3-13	14-19
15	EAST CAROLINA	(cancelled)		
17	at Eastern Kentucky	L	3-14	14-20
20	at Memphis	L	3-5	14-21
21	at Memphis	W	21-7	15-21
22	at Memphis	W	11-0	16-21
24	EASTERN KENTUCKY	W	8-4	17-21
25	at Ohio	L	6-7 (11)	17-22
27	(28) HOUSTON	W	12-11	18-22
28	(28) HOUSTON	L	2-8	18-23
29	(28) HOUSTON	W	10-4	19-23

MAY

4	at Southern Miss	L	4-8	19-24
5	at Southern Miss	L	3-18	19-25
6	at Southern Miss	L	2-9	19-26
11	UAB	L	4-10	19-27
12	UAB	L	5-14	19-28
13	UAB	L	1-12	19-29
14	MIAMI (OHIO)	L	5-8	19-30
14	MIAMI (OHIO)	W	4-3	20-30
17	at UCF	L	6-8	20-31
18	at UCF	L	7-8	20-32
19	at UCF	W	6-3	21-32

HOME GAMES IN CAPS. Conference games in bold.



MARSHALL

29

2008 C-USA BASEBALL



2007 STATISTICS

Record: 21-32 C-USA: 5-18

BATTING

Player	AVG	GP-GS	AB	R	H	2B	3B	HR	RBI	TB	SLG%	BB	HBP	SO	GDP	OB%	SF	SH	SB-ATT	PO	A	E	FLD%
Valle	.331	46-38	139	18	46	7	0	1	24	56	403	18	2	22	1	.413	1	1	2-2	70	72	4	.973
Rowley	.319	47-40	141	29	45	7	0	3	21	61	433	22	5	22	3	.416	5	0	1-1	47	2	1	.980
Casamassima	.289	50-50	197	41	57	7	0	8	36	88	447	11	5	39	3	.338	3	1	6-9	59	119	13	.932
Chapman	.289	47-41	149	26	43	3	1	0	15	48	322	14	2	25	0	.353	2	7	4-10	111	1	2	.982
Vincent	.286	53-53	213	31	61	4	1	0	18	67	315	17	7	23	4	.357	1	2	3-4	268	18	3	.990
Murphy	.254	51-51	181	36	46	12	0	10	30	88	486	28	9	35	11	.374	4	1	0-0	151	12	3	.982

Maddox	.333	4-2	6	2	2	0	0	0	1	2	.333	2	0	2	0	.500	0	0	0-0	3	0	0	1.000
T. Johnson	.324	39-25	105	16	34	7	0	2	19	47	448	4	1	21	5	.348	2	1	0-1	111	17	1	.992
Lape	.294	32-29	119	21	35	10	2	4	20	61	513	8	1	27	1	.338	2	0	6-7	65	3	4	.944
Damas	.284	47-35	109	9	31	2	0	0	22	33	303	9	0	24	2	.333	2	7	5-7	85	4	1	.989
Ledford	.278	45-34	115	12	32	3	0	1	14	38	330	10	5	14	3	.362	0	7	0-1	199	27	5	.978
Sanders	.265	39-29	98	10	26	1	0	0	13	27	276	8	8	13	4	.356	4	3	2-3	45	64	12	.901
Helm	.241	49-37	108	25	26	1	0	0	10	27	250	12	7	32	2	.352	1	11	2-2	42	81	16	.885
Peak	.138	31-6	29	7	4	2	1	1	3	11	379	2	1	12	0	.219	0	2	0-0	30	1	2	.939
Jamieson	.045	23-6	22	4	1	0	0	0	0	1	.045	0	1	8	0	.087	0	2	0-0	7	10	1	.944
Mathias	.000	3-1	4	2	0	0	0	0	1	0	.000	2	0	0	0	.333	0	0	0-0	4	0	0	1.000
J. Johnson	.000	2-0	2	0	0	0	0	0	0	0	.000	0	0	0	0	.000	0	0	0-0	0	0	0	.000
Haden	.000	1-0	0	0	0	0	0	0	0	0	.000	0	0	0	0	.000	0	0	0-0	0	0	0	.000
Totals	.282	53-53	1737	289	489	66	5	30	247	655	.377	167	54	319	39	.358	27	45	31-47	1331	483	78	.959
Opponents	.303	53-53	1814	392	549	105	12	46	347	816	450	227	52	298	20	.390	29	26	102-123	1349	613	85	.958

LOB - Team (378), Opp (427). DPs turned - Team (25), Opp (42) CI - Team (2), Ledford 2, Opp (1) IBB - Team (5), Ledford 1, Casamassima 1, Murphy 1, Helm 1, Vincent 1, Opp (1) Picked off - Chapman 4, Damas 3, Sanders 2, Helm 2, Jamieson 1, Peak 1, Ledford 1

PITCHING (All games sorted by ERA)

Player	ERA	W-L	APP	GS	CG	SHO/CBO	SV	IP	H	R	ER	BB	SO	2B	3B	HR	AB	B/Avg	WP	HBP	BK	SFA	SHA
Chrisman	5.55	3-6	11	11	1	0/1	0	58.1	70	51	36	25	53	10	1	5	234	299	9	8	1	6	4
Slone	6.22	3-4	13	13	1	1/0	0	85.1	105	67	59	33	45	22	3	8	345	304	8	10	4	3	8
Dobies	6.39	3-5	17	11	1	1/0	0	76.0	97	66	54	26	45	22	2	14	317	306	7	10	1	4	5

Rigney	4.15	0-0	7	0	0	0/0	0	8.2	8	4	4	4	6	1	0	1	34	235	0	2	1	0	0
Wolle	4.59	1-6	22	1	0	0/1	7	33.1	41	22	17	8	24	6	4	3	138	297	4	1	1	4	1
Gatrell	5.32	1-0	14	1	0	0/0	0	22.0	28	15	13	10	9	4	0	2	90	311	8	2	2	0	1
Blain	5.59	4-3	23	4	0	0/0	0	46.2	56	36	29	35	47	16	1	1	190	295	14	2	0	3	2
Kuhr	6.66	0-0	6	4	0	0/0	0	25.2	31	19	19	18	13	6	1	0	99	313	3	3	0	1	0
Kiel	9.15	4-4	12	7	0	0/0	0	39.1	42	45	40	20	27	7	0	9	152	276	6	6	6	5	2
Hancock	9.55	1-1	22	0	0	0/1	0	21.2	28	32	23	28	14	1	0	1	95	295	6	3	0	1	2
Ponietowicz	10.32	0-2	10	0	0	0/0	1	11.1	22	16	13	10	9	4	0	0	56	393	1	2	0	1	1
Gentry	10.57	1-1	11	1	0	0/0	0	15.1	21	19	18	10	6	6	0	2	64	328	2	3	0	1	0
Totals	6.57	21-32	53	53	3	3/1	8	443.2	549	392	324	227	298	105	12	46	1814	.303	68	52	16	29	26
Opponents	4.60	32-21	53	53	6	2/0	10	449.2	489	289	230	167	319	66	5	30	1737	282	31	54	8	27	45

PB - Team (5), Ledford 4, T. Johnson 1, Opp (16) Pickoffs - Team (3), Dobies 2, Blain 1, Opp (14) SBA/ATT - Ledford (55-65), T. Johnson (47-56), Blain (25-26), Slone (18-23), Dobies (17-19), Chrisman (13-18), Gatrell (6-8), Kuhr (4-7), Gentry (5-7), Hancock (6-6), Kiel (4-4), Wolle (2-3), Ponietowicz (2-2)

MARSHALL

30

2008 C-USA BASEBALL

TM

C-USA



QUICK FACTS

Location: Memphis, Tenn.
 Founded: 1912
 Enrollment: 20,562
 Nickname: Tigers
 Colors: Blue and Gray
 Home Fields: Nat Buring Stadium (2,000)
 AutoZone Park (15,000)
 Dimensions: 318 L, 380 C, 317 R (NB)
 319 L, 400 C, 322 R (AZ)
 President: Dr. Shirley Raines
 FAR: Dr. Rodney Smith
 Athletics Director: R.C. Johnson
 SWA: Lynn Parkes

SPORTS INFORMATION

Baseball SID: Jason Redd
 Office Phone: 901/678-4640
 E-mail: jredd@memphis.edu
 Mobile: 901/734-0565
 FAX: 901/678-4134
 Press Box: 901/678-1301 (NB)
 901/722-0213(AZ)
 Website: www.gotigersgo.com

BASEBALL FACTS

2007 Record: 36-27
 2007 C-USA Record: 12-12
 2007 C-USA Championship: 3-2
 2007 Postseason: NCAA (0-2)
 NCAA Appearances: 5
 NCAA Records: 8-10
 All-Time Record: 1,456-1,071-14 (.576)
 Letterwinners R/L: 18/15
 Starters R/L: 3/5



Dr. Shirley Raines
 President



R.C. Johnson
 Athletics Director



Lynn Parkes
 SWA



Jason Redd
 Baseball SID

MEMPHIS



(43) DARON SCHOENROCK

Alma Mater: Tennessee Tech '84
 Career Record: 106-149 (5)
 Record at Memphis: 81-97 (3)
 Assistants:
 (21) Michael Federico
 (Southern Miss, 1999)
 (13) Jerry Zulli (New Orleans, 2002)
 (29) Cory Barton (Memphis, 2007)
 Director of Baseball Operations:
 Al Woods
 Office Phone: 901/678-2452



Nat Buring Stadium

MEMPHIS

31

2008 C-USA BASEBALL



2008 ROSTER

No.	Player	Pos.	B/T	Ht.	Wt.	Year	Hometown/Previous School
1	Alex Fennell	C	R/R	5-11	225	Sr.	Southaven, Miss./Southaven
2	Chad Zurcher	INF	R/R	6-0	150	Fr.	Knoxville, Tenn./South-Doyle
3	Adam McClain	INF	R/R	6-0	170	Fr.	Memphis, Tenn./Houston
4	Tyler Huelsing	OF	L/R	6-0	192	So.	Munford, Tenn./Munford
5	Brett Bowen	INF	R/R	6-1	170	Jr.	Cantonment, Fla./Pensacola JC
6	Chris Newsom	OF	L/R	6-1	195	Jr.	Germantown, Tenn./Germantown
7	Chris Kirkland	C	R/R	6-4	230	Sr.	Knoxville, Tenn./Chipola JC
8	Marcus Barnes	LHP	R/L	5-11	170	Fr.	Murfreesboro, Tenn./Oakland
9	Tyler Roberts	INF	L/R	5-10	185	Fr.	Decatur, Tenn. (Meigs County)
10	Robby Graham	OF	L/R	5-9	185	Fr.	Cordova, Tenn./Cordova
11	Eric Farrell	INF	R/R	5-10	180	Jr.	Collierville, Tenn./Birmingham Southern
12	Neil Schenk	LHP	L/L	6-4	220	Sr.	Memphis, Tenn./Briarcrest
14	Matt Yokley	RHP	R/R	6-4	215	Jr.	Collierville, Tenn./Collierville
15	Trey Wiedman	OF/1B	R/R	6-1	210	So.	Memphis, Tenn./Houston
16	Duke Williams	RHP	R/R	6-5	195	Sr.	Memphis, Tenn./Southern Arkansas
17	Mark Jobe	RHP	R/R	6-0	217	So.	Memphis, Tenn./White Station
18	Brach Davis	LHP	R/L	5-10	215	So.	Southaven, Miss./Southaven
19	Cole Shelton	C/INF	R/R	6-2	220	Jr.	Dyersburg, Tenn./Alabama
20	Jonathan Jones	RHP	R/R	6-2	177	Fr.	Collierville, Tenn./Collierville
22	K.K. Chalmers	OF	R/R	5-7	160	Sr.	Southaven, Miss./Southaven
23	Chris Novikoff	RHP	R/R	6-6	245	So.	Madisonville, Tenn./Christian Academy of Knoxville
24	Daniel Kaufmann	C	R/R	6-4	215	Jr.	Chicago, Ill./Middle Georgia College
25	Worth Tate	RHP	R/R	6-4	200	Fr.	Collierville, Tenn./Houston
26	Scott McGregor	RHP	R/R	6-3	193	Jr.	Liberty Township, Ohio/Lakota East
27	Jason Miller	1B	L/L	6-4	207	Fr.	Overland Park, Kan./Olathe East
28	Dane Sharp	RHP	R/R	6-4	230	Fr.	Bartlett, Tenn./Bartlett
30	Brennon Martin	LHP	L/L	6-3	195	So.	Memphis, Tenn./Harding Academy
31	Will Hudgens	RHP	R/R	6-4	235	Jr.	Memphis, Tenn./Ridgeway
32	Ryan Holland	LHP	L/L	6-0	205	Fr.	Knoxville, Tenn./South-Doyle
34	Marc Ashley	RHP/INF	R/R	5-10	167	So.	Collierville, Tenn./Collierville
35	Zach Helton	INF	R/R	5-9	175	Fr.	Knoxville, Tenn./Knoxville Central
38	Zach Clark	INF	R/R	5-4	175	So.	Bartlett, Tenn./Bartlett
40	Philip Utley	RHP	R/R	6-3	245	Sr.	Jackson, Tenn./Walters State CC
41	Andrew Haley	LHP	L/L	5-10	170	Fr.	Cordova, Tenn./Cordova
44	Garrett Hachtel	RHP	R/R	6-4	210	So.	Cordova, Tenn./Cordova
46	Chase Sain	C	R/R	6-4	225	So.	Bolivar, Tenn./Bolivar Central
50	Dylan Cupples	RHP	R/R	6-0	200	So.	Dyersburg, Tenn./Dyer County

ALPHABETICAL ROSTER

No.	Player	Pos.	No.	Player	Pos.
34	Marc Ashley	RHP/INF	7	Chris Kirkland	C
8	Marcus Barnes	LHP	30	Brennon Martin	LHP
5	Brett Bowen	INF	3	Adam McClain	INF
22	K.K. Chalmers	OF	26	Scott McGregor	RHP
38	Zach Clark	INF	27	Jason Miller	1B
50	Dylan Cupples	RHP	6	Chris Newsom	OF
18	Brach Davis	LHP	23	Chris Novikoff	RHP
11	Eric Farrell	INF	9	Tyler Roberts	INF
1	Alex Fennell	C	46	Chase Sain	C
10	Robby Graham	OF	12	Neil Schenk	LHP
44	Garrett Hachtel	RHP	28	Dane Sharp	RHP
41	Andrew Haley	LHP	19	Cole Shelton	C/INF
35	Zach Helton	INF	25	Worth Tate	RHP
32	Ryan Holland	LHP	40	Philip Utley	RHP
31	Will Hudgens	RHP	15	Trey Wiedman	OF/1B
4	Tyler Huelsing	OF	16	Duke Williams	RHP
17	Mark Jobe	RHP	14	Matt Yokley	RHP
20	Jonathan Jones	RHP	2	Chad Zurcher	INF
24	Daniel Kaufmann	C			



Scott McGregor

MEMPHIS

32

2008 C USA BASEBALL

USA



MEMPHIS

33

2008 C-USA BASEBALL



2008 SCHEDULE

FEBRUARY

22-24	at Service Academies Classic (Millington, Tenn.)	
22	vs. Seton Hall	4:00p
23	vs. Ohio State	4:00p
24	vs. Air Force	3:00p
26	TENNESSEE-MARTIN	4:00p
27	MURRAY STATE	4:00p
29	OHIO	4:00p

MARCH

1	OHIO	2:00p
2	OHIO	Noon
4	CREIGHTON	4:00p
5	CREIGHTON	4:00p
7	at Georgia	6:30p
8	at Georgia	3:00p
9	at Georgia	2:00p
11	at Arkansas State	6:30p
14	SOUTHEAST MISSOURI	6:30p
15	SOUTHEAST MISSOURI	2:00p
16	SOUTHEAST MISSOURI	1:00p
18	SAMFORD	6:30p
18	SAMFORD	4:00p
21	UAB	6:30p
22	UAB	2:00p
23	UAB	1:00p
25	vs. Austin Peay (Jackson, Tenn.)	6:30p
26	ARKANSAS STATE	6:30p
28	at Marshall (CH)	6:00p
29	at Marshall (CH)	6:00p
30	at Marshall (CH)	Noon

APRIL

1	MISSISSIPPI (AZ)	6:30p
2	at Mississippi	6:30p
4	RICE	6:30p
5	RICE	2:00p
6	RICE	1:00p
8	MISSISSIPPI STATE (AZ)	6:30p
11	at UCF	5:30p
12	at UCF	1:00p
13	at UCF	Noon
15	at Murray State	3:00p
16	vs. UT-Martin (Union City)	5:30p
18	DALLAS BAPTIST	6:30p
19	DALLAS BAPTIST	2:00p
22	at Middle Tennessee	6:00p
23	at Middle Tennessee	3:00p
25	TULANE	6:30p
26	TULANE	2:00p
27	TULANE	1:00p

MAY

2	at Houston	6:30p
3	at Houston	6:30p
4	at Houston	Noon
6	vs. Vanderbilt (Jackson, Tenn.)	6:00p
9	at Southern Miss	7:30p
10	at Southern Miss	4:00p
11	at Southern Miss	1:00p
13	at Mississippi State	6:30p
15	EAST CAROLINA	6:30p
16	EAST CAROLINA	6:30p
17	EAST CAROLINA	1:00p
21-25	at Conference USA Championship (New Orleans, La.)	

All times Central and subject to change
 HOME GAMES IN CAPS. **Conference games in bold.**
 AZ - AutoZone Park, Memphis
 CH - Charleston, W. Va.

2007 RESULTS

FEBRUARY

20	at (13) Ole Miss	L	9-12	0-1
22-24	SERVICE ACADEMIES SPRING CLASSIC			
22	vs. BYU	W	3-2 (10)	1-1
23	vs. Akron	W	4-2	2-1
25	vs. Missouri	W	5-1	3-1
27	TENNESSEE-MARTIN	W	2-1	4-1

MARCH

2-4	AUTO ZONE CLASSIC (AutoZone Park)			
2	vs. Northern Iowa	W	3-2	5-1
3	vs. Indiana	W	5-3	6-1
4	vs. Eastern Illinois	W	5-4	7-1
6	at Samford	L	1-2	7-2
7	at Samford	L	0-1	7-3
9	at (6) Clemson	W	6-4 (10)	8-3
10	at (6) Clemson	L	2-8	8-4
11	at (6) Clemson	L	2-7	8-5
13	ILLINOIS STATE	W	6-5	9-5
14	ILLINOIS STATE	L	13-15	9-6
16	AKRON	W	3-2	10-6
17	AKRON	W	5-4	11-6
18	AKRON	W	12-6	12-6
20	MIDDLE TENNESSEE	W	17-3	13-6
21	MIDDLE TENNESSEE	W	11-8	14-6
23	at (22) East Carolina	L	10-12	14-7
24	at (22) East Carolina	L	0-12	14-8
25	at (22) East Carolina	L	1-11	14-9
27	at Mississippi State	L	8-9	14-10
28	at Mississippi State	L	9-11	14-11
30	(30) SOUTHERN MISS	W	8-1	15-11

APRIL

1	(30) SOUTHERN MISS	W	7-5	16-11
1	(30) SOUTHERN MISS	W	8-5	17-11
6	at (22) Tulane	W	14-5	18-11
7	at (22) Tulane	W	5-3	19-11
8	at (22) Tulane	L	5-9	19-12
10	at Murray State	L	12-14	19-13
11	MURRAY STATE	L	6-7	19-14
13	at UAB	W	7-6	20-14
14	at UAB	W	8-7	21-14
15	at UAB	W	9-4	22-14
17	AUSTIN PEAY	W	4-3	23-14
18	at Austin Peay	W	13-7	24-14
20	MARSHALL	W	5-3	25-14
21	MARSHALL	L	7-21	25-15
22	MARSHALL	L	0-11	25-16
24	at Southeast Missouri	W	12-6	26-16
25	at Southeast Missouri	W	19-8	27-16

MAY

2	vs. (14) Ole Miss	L	2-10	27-17
4	UCF	L	6-9	27-18
5	UCF	W	7-3	28-18
6	UCF	W	10-9	29-18
8	at Arkansas State	W	10-5	30-18
9	ARKANSAS STATE	W	8-7	31-18
11	HOUSTON	L	7-11	31-19
12	HOUSTON	W	16-10	32-19
13	HOUSTON	L	5-10	32-20
15	at Tennessee-Martin	W	5-3	33-20
17	at (2) Rice	L	4-6	33-21
18	at (2) Rice	L	2-4	33-22
19	at (2) Rice	L	4-7	33-23
23-27	at C-USA Championship (Greenville, N.C.)			
23	vs. Houston	W	12-4	34-23
24	vs. (2) Rice	L	5-7	34-24
25	vs. UCF	W	12-6	35-24
26	vs. (2) Rice	W	2-1	36-24
27	vs. (2) Rice	L	9-20	36-25

JUNE

1	#vs. Michigan	L	7-10	36-26
2	#vs. Austin Peay	L	7-18	36-27

#NCAA Championship (Nashville, Tenn.)
 HOME GAMES IN CAPS. **Conference games in bold.** All times Central.

2007 STATISTICS

Record: 36-27 C-USA: 12-12

BATTING

Player	AVG	GP-GS	AB	R	H	2B	3B	HR	RBI	TB	SLG%	BB	HBP	SO	GDP	OB%	SF	SH	SB-ATT	PO	A	E	FLD%
Murray	.375	63-63	240	58	90	21	0	4	37	123	.513	30	4	23	7	.446	4	9	6-14	87	199	25	.920
Amar	.358	62-60	240	52	86	12	2	9	51	129	.538	21	5	25	3	.415	4	1	4-4	529	33	5	.991
Moss	.338	63-61	234	54	79	16	1	14	54	139	.594	30	10	33	3	.425	6	2	2-4	114	161	9	.968
Irvin	.325	55-44	163	28	53	18	1	4	45	85	.521	23	6	36	6	.418	4	1	1-1	79	3	2	.976
Chalmers	.289	61-59	232	58	67	15	2	7	38	107	.461	41	5	51	0	.402	3	4	33-38	189	9	5	.975
Norrid	.275	59-58	236	39	65	15	0	5	28	95	.403	12	8	38	6	.331	1	1	1-1	40	99	18	.885
Lieberman	.267	62-62	243	40	65	9	2	14	55	120	.494	30	0	61	4	.344	3	4	0-0	40	1	1	.976
Huelsing	.345	38-22	87	15	30	3	0	0	12	33	.379	13	0	15	1	.426	1	0	2-4	39	0	1	.975
Sain	.333	3-0	3	0	1	1	0	0	0	2	.667	0	0	1	0	.333	0	0	0-0	0	0	0	.000
Farrell	.302	23-11	53	7	16	4	0	0	10	20	.377	2	1	10	0	.339	0	0	1-1	12	24	3	.923
Grisham	.279	29-24	86	14	24	5	2	1	13	36	.419	10	0	23	1	.351	1	2	1-3	40	16	5	.918
Kirkland	.275	48-41	142	30	39	8	0	4	25	59	.415	10	1	25	6	.327	0	7	0-0	235	28	8	.970
Petersen	.235	41-40	166	28	39	7	0	1	20	49	.295	13	6	29	6	.312	1	2	10-11	85	0	5	.944
Watson	.231	8-2	13	0	3	1	0	0	4	4	.308	3	0	6	1	.375	0	0	0-1	23	2	0	1.000
Fennell	.131	25-20	61	8	8	2	0	0	7	10	.164	4	3	13	1	.221	0	3	0-0	96	11	3	.973
Clark	.000	4-0	2	0	0	0	0	0	0	0	.000	1	0	0	0	.333	0	0	0-0	0	3	0	1.000
Ashley	.000	1-0	0	0	0	0	0	0	0	0	.000	0	0	0	0	.000	0	0	0-0	4	1	0	1.000

Totals .302 63-63 2201 431 665 137 10 63 399 1011 .459 243 49 389 45 .380 28 36 61-82 1635 670 97 .960

Opponents .299 63-63 2186 432 653 109 17 56 393 964 441 235 57 356 44 375 40 44 76-93 1623 632 81 965

LOB - Team (492), Opp (497) DPs turned - Team (58), Opp (52) CI - Team (2), Kirkland 2, Opp (2). IBB - Team (2), Chalmers 1, Amar 1, Opp (9) Picked off - Chalmers 4, Murray 1, Kirkland 1

PITCHING (All games sorted by ERA)

Player	ERA	W-L	APP	GS	CG	SHO/CBO	SV	IP	H	R	ER	BB	SO	2B	3B	HR	AB	B/Avg	WP	HBP	BK	SFA	SHA
Grisham	6.34	4-4	13	11	1	0/0	1	65.1	91	54	46	25	36	12	1	6	272	.335	0	7	2	4	6
McGregor	6.63	5-4	15	14	1	0/0	1	73.1	99	66	54	24	35	8	3	8	307	.322	10	8	3	6	7
Davis, B	0.00	0-0	2	1	0	0/0	0	4.1	2	0	0	0	5	0	0	0	15	.133	0	0	0	0	0
Utley	2.84	0-0	2	2	0	0/0	0	12.2	6	4	4	4	7	1	1	1	44	.136	1	1	0	1	0
Yokley	3.52	4-2	26	0	0	0/0	9	46.0	46	23	18	20	57	7	2	4	175	.263	7	2	0	2	4
Davis, D	4.13	7-3	21	0	0	0/0	0	61.0	66	39	28	16	37	15	1	7	238	.277	0	4	3	2	6
Doll	4.15	2-1	5	0	0	0/0	0	13.0	18	11	6	3	8	4	0	2	53	.340	1	1	0	2	2
Martin	4.73	4-1	11	6	1	0/0	0	45.2	53	28	24	23	23	9	2	5	183	.290	4	5	0	4	1
Hudgens	5.17	5-2	17	4	0	0/0	1	47.0	52	37	27	14	33	11	1	3	176	.295	7	8	0	10	4
Hachtel	6.07	0-2	10	5	0	0/0	1	29.2	36	22	20	13	25	8	0	4	120	.300	4	2	0	2	2
Schenk	6.35	2-1	18	1	0	0/0	0	39.2	48	31	28	26	34	6	2	2	160	.300	7	4	0	0	5
Ashley	6.66	1-1	5	5	0	0/0	0	24.1	31	18	18	9	10	6	1	3	100	.310	1	4	3	0	1
Cupples	7.54	2-2	13	5	0	0/0	0	37.0	44	34	31	10	21	10	1	5	154	.286	1	1	3	3	1
Jobe	8.10	0-0	4	0	0	0/0	0	6.2	11	11	6	3	1	0	1	2	32	.344	1	2	0	0	0
Scoggins	8.86	0-2	9	7	0	0/0	0	21.1	19	23	21	25	13	4	1	1	78	.244	1	5	1	0	2
South	11.88	0-1	12	0	0	0/0	1	8.1	11	11	11	4	5	2	0	2	30	.367	2	3	0	3	2
Novikoff	12.27	0-1	5	2	0	0/0	0	7.1	18	16	10	13	5	6	0	0	40	.450	4	0	0	1	1
Hill	15.43	0-0	4	0	0	0/0	0	2.1	2	4	4	3	1	0	0	1	9	.222	0	0	0	0	0

Totals 5.88 36-27 63 63 3 0/0 14 545.0 653 432 356 235 356 109 17 56 2186 .299 51 57 15 40 44

Opponents 6.22 27-36 63 63 2 3/2 13 541.0 665 431 374 243 389 137 10 63 2201 302 82 49 11 28 36

PB - Team (12), Kirkland 8, Fennell 3, Watson 1, Opp (13). Pickoffs - Team (5), Yokley 2, Grisham 1, Martin 1, Schenk 1, Opp (6) SBA/ATT - Kirkland (46-57), Fennell (28-31), Hachtel (9-11), Davis, D (8-9), Schenk (7-9), Grisham (5-9), McGregor (9-9), Cupples (5-7), Martin (6-7), Hudgens (6-7), Scoggins (6-7), Ashley (5-6), Yokley (5-6), Doll (2-3), Novikoff (1-1), Watson (1-1), Utley (1-1), Hill (1-1)

MEMPHIS

34

2008 C-USA BASEBALL

C-USA™



RICE

QUICK FACTS

Location: Houston, Texas
Founded: 1891
Enrollment: 4,971
Nickname: Owls
Colors: Blue and Gray
Home Field: Reckling Park (5,700)
Dimensions: 330 L, 400 C, 330 R
President: David W. Leebron
FAR: Dr. James Castañeda
Athletics Director: Chris Del Conte
SWA: Leslie Claybrook

SPORTS INFORMATION

Baseball SID: John Sullivan
Office Phone: 713/348-5636
E-mail: jsully@rice.edu
FAX: 713/348-6019
Mobile: 832/250-9000
Press Box: 713/348-4931
Website: www.riceowls.com


BASEBALL FACTS

2007 Record: 56-14
2007 C-USA Record: 22-2
2007 C-USA Championship: 4-1 (Champions)
2007 Postseason: CWS (7-2)
NCAA Appearances: 13 (CWS-6)
NCAA Record: 61-31
All-Time Record: n/a
Letterwinners R/L: 18/10
Starters R/L: 5/4



(37) WAYNE GRAHAM

Alma Mater: Texas '70
Career Record: 1,315-397 (27)
Record at Rice: 740-284 (16)
Assistants:
(6) Mike Taylor (Prairie View A&M '97)
(5) David Pierce (Houston '88)
(18) Patrick Hallmark (Rice '95)
Director of Baseball Operations:
Kim Koehn
Office Phone: 713/348-8864



David W. Leebron
President



Chris Del Conte
Athletics Director



Leslie Claybrook
SWA



John Sullivan
Baseball SID



Reckling Park



RICE

35

2008 C-USA BASEBALL



2008 ROSTER

No.	Player	Pos.	B/T	Ht.	Wt.	Year	Hometown/Previous School
1	Derek Myers	IF/OF	R/R	5-9	180	Sr.	Bellaire, Texas/Bellaire
2	Jimmy Comerota	IF	R/R	6-1	175	So.	Missouri City, Texas/Hightower
3	Jonathan Runnels	LHP	L/L	6-1	170	Sr.	Pasadena, Texas/Rayburn/San Jacinto College
4	Chad Mazingo	OF	L/L	5-11	185	Fr.	Spring, Texas/Klein
5	Diego Seastrunk	IF/P	B/R	5-10	180	So.	Channelview, Texas/Channelview
7	Jordan Dodson	OF/RHP	R/R	6-1	205	Sr.	The Woodlands, Texas/The Woodlands
8	Garrett Tinsley	C	B/R	5-9	170	Fr.	Fort Myers, Fla./Fort Myers
9	Aaron Luna	IF/OF	R/R	5-11	200	Jr.	Southlake, Texas/Carroll
10	Jared Gayhart	OF/P	L/R	6-3	195	Jr.	Katy, Texas/Katy/San Jacinto College
11	Rick Hague	IF	R/R	6-2	185	Fr.	Spring, Texas/Klein Collins
12	Matt Evers	LHP	L/L	6-3	209	Fr.	Houston, Texas/Stratford
14	Jess Buenger	IF	B/R	5-11	180	Jr.	Bellville, Texas/Bellville/Texas A&M
15	Michael Fuda	IF/OF	R/R	6-0	190	Fr.	Katy, Texas/Katy
16	Joseph Paylor	OF	R/R	5-10	155	Fr.	Dallas, Texas/Hillcrest
17	Mike Ojala	RHP	R/R	6-2	185	So.	Kingwood, Texas/Kingwood
18	Nick Natale	OF	R/R	6-1	175	Fr.	Livingston, New Jersey/Seton Hall Prep
19	John Hale	C	R/R	5-9	170	Fr.	Houston, Texas/Lamar
21	Chris Kelley	P	R/R	6-1	200	Sr.	Sugar Land, Texas/Kempner/San Jacinto College
23	Bryan Price	P	R/R	6-4	210	Jr.	Marble Falls, Texas/Marble Falls
24	Abe Gonzales	LHP/1B	L/L	6-1	180	Fr.	Houston, Texas/St. Thomas
25	Lucas Luetge	P	L/L	6-3	198	Jr.	Industry, Texas/San Jacinto College
26	Matt Langwell	RHP	R/R	6-3	215	Jr.	College Station, Texas/Sam Houston State
27	Mark Haynes	RHP	R/R	6-2	185	So.	Sugar Land, Texas/Austin
28	Ryan Berry	RHP	R/R	6-1	195	So.	Humble, Texas/Humble
30	Adam Zornes	C	R/R	6-0	215	Jr.	Houston, Texas/St. Thomas
31	Jordan Rogers	RHP	R/R	6-2	190	Jr.	Dayton, Texas/Dayton/San Jacinto College
32	J.P. Padron	IF	R/R	6-0	185	Sr.	League City, Texas/Clear Creek/San Jacinto College
34	Andy Hamilton	LHP	L/L	6-8	280	Fr.	Metairie, La./Jesuit
35	Zack Harwood	RHP	R/R	6-1	178	Fr.	Groves, Texas/Port Neches-Groves
36	Will McDaniel	RHP	R/R	6-6	220	Sr.	Houston, Texas/Bellaire Episcopal
37	Doug Simmons	OF/IF	L/L	6-1	205	Fr.	Kingwood, Texas/Kingwood
40	Bobby Bell	RHP	R/R	6-4	195	Jr.	Aledo, Texas/Country Day
41	Nick DeBiasse	IF/C	R/R	6-2	225	Fr.	Lawrence, Kan./Lawrence
42	Cole St.Clair	LHP	L/L	6-6	230	Sr.	Santa Ana, Calif./Foothill
43	Travis Wright	RHP	R/R	6-6	180	Fr.	Paris, Texas/Paris

ALPHABETICAL ROSTER

No.	Player	Pos.	No.	Player	Pos.
40	Bobby Bell	RHP	9	Aaron Luna	IF/OF
28	Ryan Berry	RHP	36	Will McDaniel	RHP
14	Jess Buenger	IF	4	Chad Mazingo	OF
45	John-Michael Christovich	RHP	1	Derek Myers	IF/OF
2	Jimmy Comerota	IF	18	Nick Natale	OF
33	Trey Crain	IF/OF	17	Mike Ojala	RHP
41	Nick DeBiasse	IF/C	16	Joseph Paylor	OF
7	Jordan Dodson	OF/RHP	32	J.P. Padron	IF
12	Matt Evers	LHP	23	Bryan Price	P
10	Jared Gayhart	OF/P	31	Jordan Rogers	RHP
24	Abe Gonzales	LHP/1B	3	Jonathan Runnels	LHP
11	Rick Hague	IF	42	Cole St Clair	LHP
19	John Hale	C	39	Alex Schwent	C
34	Andy Hamilton	LHP	5	Diego Seastrunk	IF/P
35	Zack Harwood	RHP	37	Doug Simmons	OF/IF
27	Mark Haynes	RHP	8	Garrett Tinsley	C
21	Chris Kelley	P	43	Travis Wright	RHP
26	Matt Langwell	RHP	30	Adam Zornes	C



Ryan Berry

RICE

36

2008 C-USA BASEBALL

C-USATM

2008 SCHEDULE

FEBRUARY		
22	at Long Beach State	8:30p
23	at Long Beach State	4:00p
24	at Long Beach State	3:00p
26	TEXAS A&M CORPUS CHRISTI	4:00p
27	HOUSTON	4:00p
29-M2	at Houston College Classic (Houston, Texas)	
29	vs. Oklahoma	Noon
MARCH		
1	vs. Texas	7:00p
2	vs. Texas Tech	2:30p
4	at Sam Houston State	6:30p
5	vs. Dallas Baptist (Frisco, Texas)	6:00p
7-9	RICE CLASSIC	
7	MICHIGAN STATE	4:30p
8	WESTERN CAROLINA	1:00p
9	CREIGHTON	1:00p
11	TEXAS	6:30p
12	at Texas A&M Corpus Christi	7:00p
14	WINTHROP	6:30p
15	WINTHROP	3:00p
16	WINTHROP	1:00p
17	WINTHROP	6:30p
19	LOUISIANA-LAFAYETTE	6:30p
21	at Marshall (CH)	6:00p
22	at Marshall (CH)	6:00p
23	at Marshall (CH)	11:00a
25	at Texas State	6:30p
26	at Houston	6:30p
28	vs. Southern Miss	6:30p
29	vs. Southern Miss	2:00p
30	vs. Southern Miss	1:00p
APRIL		
1	at Texas	6:05p
2	DALLAS BAPTIST	6:30p
4	at Memphis	6:30p
5	at Memphis	2:00p
6	at Memphis	Noon
8	LAMAR	6:30p
11	UAB	6:30p
12	UAB	2:00p
13	UAB	Noon
15	at Texas A&M	6:30p
16	PRAIRIE VIEW A&M	6:30p
18	EAST CAROLINA	6:30p
19	EAST CAROLINA	2:00p
20	EAST CAROLINA	1:00p
22	SAM HOUSTON STATE	6:30p
25	at UCF	5:30p
26	at UCF	5:30p
27	at UCF	Noon
MAY		
6	TEXAS STATE	6:30p
7	OKLAHOMA STATE	6:30p
9	HOUSTON	6:30p
10	HOUSTON	2:00p
11	HOUSTON	1:00p
15	at Tulane	6:00p
16	at Tulane	6:00p
17	at Tulane	1:00p
21-25	at Conference USA Championship (New Orleans, La.)	

All times Central and subject to change.
HOME GAMES IN CAPS. **Conference games in bold.**

2007 RESULTS

FEBRUARY		
3	CENTRAL MISSOURI ST.	W 5-0 1-0
6	at Texas State	L 2-3 1-1
	MINUTE MAID PARK CLASSIC	
9	vs. (8) Vanderbilt	L 3-7 1-2
10	vs. (20) Baylor	W 7-0 2-2
11	vs. Texas A&M	L 2-4 2-3
13	TEXAS-SAN ANTONIO	W 4-3 3-3
16	(20) LONG BEACH STATE	L 3-4 (11) 3-4
17	(20) LONG BEACH STATE	W 11-2 4-4
18	(20) LONG BEACH STATE	W 2-1 5-4
20	DALLAS BAPTIST	W 7-1 6-4
23	(27) FLORIDA ATLANTIC	W 4-2 7-4
24	(7) NEBRASKA	W 9-5 8-4
25	TEXAS A&M CORPUS CHRISTI	W 14-1 9-4
27	at Sam Houston State	W 6-3 10-4
MARCH		
2	at (9) Cal State Fullerton	L 3-10 10-5
3	at (9) Cal State Fullerton	W 9-3 11-5
4	at (9) Cal State Fullerton	L 1-6 11-6
6	ST. JOHN'S	L 6-7 11-7
9	vs. (24) TCU	W 20-6 12-7
10	vs. Texas Tech	W 5-1 13-7
11	vs. Texas A&M Corpus Christi	W 2-1 14-7
16	CAL POLY	W 9-8 15-7
17	CAL POLY	W 7-2 16-7
18	CAL POLY	W 6-5 17-7
20	(10) TEXAS A&M	L 9-10 (11) 17-8
23	at (28) Southern Miss	L 3-9 17-9
24	at (28) Southern Miss	W 5-3 18-9
25	at (28) Southern Miss	W 18-5 19-9
27	at (9) Texas	L 4-6 19-10
30	MARSHALL	W 13-1 20-10
31	MARSHALL	W 5-3 21-10
APRIL		
1	MARSHALL	W 12-6 22-10
3	PRAIRIE VIEW A&M	W 5-4 23-10
6	at (21) East Carolina	W 4-0 24-10
7	at (21) East Carolina	W 9-6 25-10
8	at (21) East Carolina	W 8-6 26-10
11	at Lamar	W 13-4 27-10
13	at Houston	L 2-5 27-11
14	at Houston	W 12-0 28-11
15	at Houston	W 11-6 29-11
17	(5) TEXAS	W 7-4 30-11
20	UCF	W 10-1 31-11
21	UCF	W 4-2 32-11
22	UCF	W 8-0 33-11
24	SAM HOUSTON STATE	W 6-2 34-11
27	at UAB	W 8-2 35-11
28	at UAB	W 7-1 36-11
29	at UAB	W 6-3 37-11
MAY		
9	TEXAS STATE	W 6-4 38-11
11	TULANE	W 8-0 39-11
12	TULANE	W 8-3 40-11
13	TULANE	W 7-4 41-11
15	BAYLOR	W 13-0 42-11
17	MEMPHIS	W 6-4 43-11
18	MEMPHIS	W 4-2 44-11
19	MEMPHIS	W 7-4 45-11
23-27	at C-USA Championship (Greenville, N.C.)	
23	vs. UCF	W 16-6 46-11
24	vs. Memphis	W 7-5 47-11
26	vs. Memphis	L 1-2 47-12
26	vs. Memphis	W 20-9 48-12
27	at East Carolina	W 16-8 49-12
JUNE		
1	#PRAIRIE VIEW A&M	W 5-0 50-12
2	#(16) TCU	W 6-3 51-12
3	#(16) TCU	W 3-1 52-12
8	#(6) TEXAS A&M	W 3-2 (10) 53-12
9	#(6) TEXAS A&M	W 5-2 54-12
15	%(21) Louisville	W 15-10 55-12
17	%(2) North Carolina	W 14-4 56-12
20	%(2) North Carolina	L 1-6 56-13
21	%(2) North Carolina	L 4-7 56-14

#NCAA CHAMPIONSHIP (HOUSTON, TEXAS)
% COLLEGE WORLD SERIES (OMAHA, NEB.)
HOME GAMES IN CAPS. **Conference games in bold.**

RICE

37

2008 C USA BASEBALL

CUSA™

2007 STATISTICS

Record: 56-14 C-USA: 22-2

BATTING

Player	AVG	GP-GS	AB	R	H	2B	3B	HR	RBI	TB	SLG%	BB	HBP	SO	GDP	OB%	SF	SH	SB-ATT	PO	A	E	FLD%	
Savery	.356	70-70	275	58	98	19	2	6	60	139	.505	37	3	50	9	.435	2	0	4-5	465	51	4	.992	
Friday	.336	68-68	280	62	94	29	2	3	30	136	.486	30	11	41	1	.418	2	14	14-21	104	249	20	.946	
Luna	.315	66-65	235	57	74	15	3	13	66	134	.570	48	9	38	8	.447	1	5	7-9	71	91	4	.976	
Henley	.313	69-68	262	59	82	12	4	6	32	120	.458	33	22	35	5	.429	2	3	8-10	132	7	4	.972	
Lehmann	.313	66-57	195	37	61	16	1	4	40	91	.467	24	14	15	4	.418	4	8	2-2	461	53	3	.994	
Buenger	.306	65-55	216	44	66	12	1	7	47	101	.468	22	15	34	5	.404	2	1	2-2	86	118	13	.940	
Seastrunk	.304	66-50	214	31	65	11	2	1	42	83	.388	12	1	22	8	.338	4	5	0-2	32	85	16	.880	
Dodson	.302	64-60	212	43	64	13	0	8	55	101	.476	39	4	38	7	.412	5	5	6-11	79	3	4	.953	

Gayhart	.339	57-43	165	45	56	9	5	4	42	87	.527	27	1	32	4	.420	7	2	2-2	75	4	1	.988	
Padron	.310	40-24	71	17	22	7	0	1	10	32	.451	10	6	18	0	.432	1	4	2-3	51	37	7	.926	
Myers	.300	33-4	20	12	6	1	0	0	4	7	.350	3	0	7	0	.375	1	0	3-3	2	0	0	1.000	
Comerota	.294	11-4	17	5	5	1	0	0	0	6	.353	2	0	4	0	.368	0	2	0-0	3	10	0	1.000	
Lembeck	.254	56-34	142	25	36	5	1	1	20	46	.324	12	1	31	2	.310	3	5	3-4	59	4	0	1.000	
Zornes	.203	29-17	59	6	12	2	0	4	9	26	.441	5	3	12	3	.299	0	0	0-0	67	10	0	1.000	
Reagan	.163	34-16	49	10	8	0	0	2	3	14	.286	11	3	14	2	.349	0	6	0-0	147	31	0	1.000	
Totals	.311	70-70	2412	511	749	152	21	60	460	1123	.466	315	93	391	58	.405	34	60	53-74	1877	821	85	.969	
Opponents	.236	70-70	2311	260	545	94	8	36	235	763	.330	232	61	552	66	.320	15	38	29-58	1800	730	97	.963	

LOB - Team (591), Opp (520) DPs turned - Team (84), Opp (70) TPs turned - Team (1) CI - Team (0), Opp (1) IBB - Team (14), Savery 9, Luna 3, Gayhart 1, Dodson 1, Opp (8) Picked off - Dodson 3, Henley 1, Seastrunk 1, Padron 1

PITCHING (All games sorted by ERA)

Player	ERA	W-L	APP	GS	CG	SHO/CBO	SV	IP	H	R	ER	BB	SO	2B	3B	HR	AB	B/Avg	WP	HBP	BK	SFA	SHA	
Langwell	2.35	8-2	23	11	0	0/2	1	84.1	63	29	22	32	57	9	1	5	306	206	2	5	0	0	2	
Savery	2.99	11-1	18	18	0	0/2	0	93.1	82	35	31	41	61	18	1	2	339	242	10	4	0	4	9	
Berry	3.01	11-3	23	20	1	0/4	0	122.2	112	52	41	34	125	21	2	10	452	248	6	16	0	5	12	
Tacker	3.01	9-1	22	5	0	0/4	3	71.2	61	26	24	21	67	7	2	3	264	231	9	5	0	2	3	
Kelley	3.43	3-3	16	14	0	0/2	0	76.0	79	38	29	28	58	13	0	6	292	271	6	10	0	1	7	

Dodson	0.00	0-0	1	0	0	0/0	0	2.0	0	0	0	1	2	0	0	0	6	.000	1	0	0	0	0	
St Clair	1.91	0-0	16	0	0	0/1	9	28.1	22	6	6	8	26	3	0	1	103	214	1	1	4	0	0	
Gayhart	2.16	0-1	6	0	0	0/0	1	8.1	7	3	2	4	5	0	0	1	30	233	2	1	0	0	0	
Bramhall	2.35	7-2	28	0	0	0/4	6	61.1	36	21	16	33	80	8	1	4	214	168	3	3	1	2	2	
Lonergan	3.16	4-0	20	1	0	0/1	0	31.1	28	15	11	7	28	4	0	2	120	233	3	8	0	0	0	
Gunderson	3.46	1-0	12	0	0	0/1	0	13.0	13	9	5	4	11	3	0	1	50	260	3	0	1	0	2	
Runnels	3.86	0-0	5	0	0	0/0	0	2.1	3	1	1	1	0	1	0	0	8	375	1	1	0	1	1	
Ojala	4.38	2-0	9	0	0	0/0	0	12.1	11	7	6	7	9	1	1	0	45	244	6	4	2	0	0	
Price	7.84	0-0	8	1	0	0/2	1	10.1	17	10	9	7	12	4	0	0	47	362	1	2	0	0	0	
McDaniel	8.22	0-0	6	0	0	0/0	0	7.2	8	7	7	4	10	2	0	1	30	267	3	1	0	0	0	
Bell	13.50	0-1	1	0	0	0/0	0	0.2	3	1	1	0	1	0	0	0	5	600	0	0	0	0	0	
Totals	3.04	56-14	70	70	1	8/8	21	625.2	545	260	211	232	552	94	8	36	2311	.236	57	61	8	15	38	
Opponents	6.72	14-56	70	70	2	0/0	7	600.0	749	511	448	315	391	152	21	60	2412	.311	63	93	13	34	60	

PB - Team (7), Lehmann 3, Reagan 3, Zornes 1, Opp (11) Pickoffs - Team (7), Gayhart 1, Reagan 1, Bramhall 1, Lonergan 1, Lehmann 1, St Clair 1, Kelley 1, Opp (6) SBA/ATT - Lehmann (15-30), Reagan (6-18), Savery (7-10), Berry (4-10), Langwell (3-9), Zornes (8-9), Kelley (4-8), Bramhall (4-5), Gunderson (3-4), Tacker (3-4), Lonergan (1-3), Ojala (0-2), Gayhart (0-2), McDaniel (0-1)

RICE

38

2008 C USA BASEBALL

TM

CUSA

SOUTHERN MISS



SOUTHERN MISS

39

2008 C USA BASEBALL



QUICK FACTS

Location: Hattiesburg, Miss.
 Founded: 1910
 Enrollment: 16,050
 Nickname: Golden Eagles
 Colors: Black and Gold
 Home Field: Pete Taylor Park/
 Hill Denson Field (3,678)
 Dimensions: 340 L, 400 C, 340 R
 President: Dr. Martha D. Saunders
 FAR: Dr. Dennis Phillips
 Athletics Director: Richard Giannini
 SWA: Sonya Varnell

SPORTS INFORMATION

Baseball SID: Jason Kirksey
 Office Phone: 601/266-5332
 E-mail: jason.kirksey@usm.edu
 FAX: 601/266-4507
 Mobile: 251/370-8258
 Press Box: 601/266-5684
 Website: www.SouthernMiss.com

BASEBALL FACTS

2007 Record: 39-23
 2007 C-USA Record: 14-10
 2007 C-USA Championship: 1-2
 2007 Postseason: NCAA (1-2)
 NCAA Appearances: 8
 NCAA Record: 8-16
 All-Time Record: 1,319-1,105-10 (.546)
 Letterwinners R/L: 20/6
 Starters R/L: 7/2



(44) CORKY PALMER

Alma Mater: Southern Miss '77
 Career Record: 469-327 (10)
 Record at Southern Miss: 469-327 (10)
 Associate Head Coach:
 (40) Scott Berry (SW Missouri State '86)
 Assistants:
 (9) Chad Caillet (Southern Miss '99)
 (4) Graham Martin (SE Louisiana '03)
 Director of Baseball Operations:
 Eddie Burger
 Office Phone: 601/266-5017



Dr. Martha D. Saunders
President



Richard Giannini
Athletics Director



Sonya Varnell
SWA



Jason Kirksey
Baseball SID



Pete Taylor Park/Hill Denson Field

2008 ROSTER

No.	Player	Pos.	B/T	Ht.	Wt.	Year	Hometown/Previous School
2	Anthony Doss	OF	L/R	5-11	185	Fr.	Brandon, Miss./Northwest Rankin
3	Trey Cuevas	C	R/R	5-11	210	Sr.	Hattiesburg, Miss./Oak Grove
6	Bret Shattles	OF	R/R	5-10	175	Fr.	Long Beach, Miss./Long Beach
7	Trey Sutton	IF/OF	L/R	6-0	180	Sr.	Hattiesburg, Miss./West Jones
8	Daniel Covert	OF	L/L	5-11	170	Fr.	Meridian, Miss./Meridian
10	Todd McInnis	RHP	R/R	6-1	155	Fr.	Brandon, Miss./Northwest Rankin
11	Chris Matesich	IF	R/R	5-11	180	Sr.	Memphis, Tenn./Germantown
12	Brian Dozier	IF	R/R	5-11	185	Jr.	Fulton, Miss./Itawamba A.
14	Bo Davis	OF	R/R	6-0	185	Jr.	Meridian, Miss./West Lauderdale
15	Corey Stevens	OF	R/R	5-11	180	Jr.	Clinton, Miss./Hinds C.C.
19	Barry Bowden	RHP	R/R	6-2	195	Sr.	Vidalia, La./Vidalia
20	J.R. Ballinger	RHP	R/R	6-1	185	So.	Moss Point, Miss./East Central
22	Josh Fields	IF	R/R	5-10	195	Jr.	Springdale, Ark./University of Ark. Fort Smith
23	Jordan King	IF	R/R	6-0	185	So.	Brandon, Miss./Northwest Rankin
24	Tyler Conn	LHP	L/L	5-11	185	Sr.	Ocean Springs, Miss./Gulf Coast C.C.
25	Wade Weathers	LHP	L/L	6-1	195	Jr.	Quitman, Miss./Meridian C.C.
26	Matt Warren	RHP	R/R	6-4	190	Fr.	Petal, Miss./Petal
27	Drew Carson	OF	R/R	6-1	205	Sr.	Monroe, La./Neville
28	James Ewing	IF	R/R	6-0	190	Jr.	Beaumont, Texas/University of Arkansas
30	Houston Brown	LHP	L/L	6-0	185	Fr.	Collierville, Tenn./Evangelical Christian
32	Jonathan Johnston	RHP	R/R	6-2	195	Jr.	Brandon, Miss./Northwest Rankin
33	Michael Ewing	IF/OF	L/L	6-1	195	Jr.	Beaumont, Texas/West Brook
34	Brian Leach	RHP	R/R	6-4	190	Jr.	Brandon, Miss./Northwest C.C.
35	Adam Doleac	IF	L/R	6-4	210	Fr.	Hattiesburg, Miss./Presbyterian Christian
36	Collin Cargill	RHP	R/R	6-2	185	Fr.	Hattiesburg, Miss./Hattiesburg
37	Keith Winstead	C	R/R	6-3	200	Sr.	Hattiesburg, Miss./Pearl River C.C.
38	David Clark	RHP	R/R	6-2	200	Sr.	Columbia, Miss./Meridian C.C.
39	Kyle Maxie	C	L/R	6-2	215	So.	Hattiesburg, Miss./Pearl River C.C.
42	Seth Hester	IF/RHP	R/R	6-3	200	Fr.	Stringer, Miss./Stringer
43	Patrick Daugherty	LHP	L/L	6-5	210	Fr.	Meridian Miss./West Lauderdale
46	Josh Billeaud	RHP	R/R	6-3	215	Jr.	Scott, La./L.S.U. Eunice

ALPHABETICAL ROSTER

No.	Player	Pos.	No.	Player	Pos.
20	J.R. Ballinger	RHP	28	James Ewing	IF
46	Josh Billeaud	RHP	33	Michael Ewing	IF/OF
30	Houston Brown	LHP	22	Josh Fields	IF
19	Barry Bowden	RHP	42	Seth Hester	IF/RHP
36	Collin Cargill	RHP	32	Jonathan Johnston	RHP
27	Drew Carson	OF	23	Jordan King	IF
38	David Clark	RHP	34	Brian Leach	RHP
24	Tyler Conn	LHP	11	Chris Matesich	IF
8	Daniel Covert	OF	39	Kyle Maxie	C
3	Trey Cuevas	C	10	Todd McInnis	RHP
43	Patrick Daugherty	LHP	6	Bret Shattles	OF
14	Bo Davis	OF	15	Corey Stevens	OF
35	Adam Doleac	IF	7	Trey Sutton	IF/OF
2	Anthony Doss	OF	26	Matt Warren	RHP
12	Brian Dozier	IF	25	Wade Weathers	LHP
			37	Keith Winstead	C



Michael Ewing

SOUTHERN MISS

40

2008 C-USA BASEBALL

CUSA™



SOUTHERN MISS

41

2008 C-USA BASEBALL



2008 SCHEDULE

FEBRUARY

22	LIPSCOMB	4:00p
23	LIPSCOMB	3:00p
24	LIPSCOMB	1:00p
26	LOUISIANA-MONROE	6:30p
27	SOUTH ALABAMA	6:30p
29	at Louisiana-Lafayette	6:30p

MARCH

1	vs. Miami (Ohio)	6:00p
2	at Louisiana-Lafayette	1:00p
4	at Mississippi	6:30p
7	at Cal State Fullerton	9:00p
8	at Cal State Fullerton	8:00p
9	at Cal State Fullerton	1:00p
12	at New Orleans	6:30p
14	CAL STATE NORTHRIDGE	6:30p
15	LIBERTY	Noon
16	CAL STATE NORTHRIDGE	11:00a
18	SOUTHEASTERN LOUISIANA	6:30p
19	at Louisiana-Monroe	6:30p
21	UCF	6:30p
22	UCF	3:00p
23	UCF	1:00p
25	vs. Ole Miss (Pearl, Miss.)	7:00p
28	at Rice	6:30p
29	at Rice	2:00p
30	at Rice	1:00p

APRIL

1	TROY	6:30p
2	TROY	4:00p
4	EAST CAROLINA	6:30p
5	EAST CAROLINA	3:00p
6	EAST CAROLINA	1:00p
9	LSU	6:30p
11	ARKANSAS STATE	6:30p
12	ARKANSAS STATE	4:00p
13	ARKANSAS STATE	1:00p
15	MISSISSIPPI VALLEY STATE	6:30p
16	vs. Alabama (Pearl, Miss.)	7:00p
18	at Tulane	6:30p
19	at Tulane	2:00p
20	at Tulane	1:00p
22	MISSISSIPPI STATE	6:30p
23	MISSISSIPPI STATE	6:30p
25	HOUSTON	6:30p
25	HOUSTON	4:00p
25	HOUSTON	1:00p
29	NEW ORLEANS	6:30p
30	at Southeastern Louisiana	6:30p

MAY

2	at Marshall (CH)	6:00p
3	at Marshall (CH)	6:00p
4	at Marshall (CH)	Noon
9	MEMPHIS	6:30p
10	MEMPHIS	4:00p
11	MEMPHIS	1:00p
13	at South Alabama	6:00p
15	at UAB	7:00p
16	at UAB	7:00p
17	at UAB	1:00p
21-25	at Conference USA Championship (New Orleans, La.)	

All times Central and subject to change.

HOME GAMES IN CAPS. **Conference games in bold.**

CH - Charleston, W. Va.

2007 RESULTS

FEBRUARY

16-18	COCA-COLA CLASSIC			
16	SOUTHERN ILLINOIS	W	9-0	1-0
17	LOUISVILLE	W	6-5	2-0
18	NORTHWESTERN STATE	W	10-7	3-0
20	SOUTH ALABAMA	W	6-1	4-0
21	NEW ORLEANS	W	4-1	5-0
23-25	at Wiregrass Classic (Dothan, Ala.)			
23	vs. Georgia Southern	W	7-1	6-0
24	vs. Indiana	W	15-4	7-0
25	vs. Troy	L	2-3	7-1
28	at Southeastern Louisiana	W	4-2	8-1

MARCH

2	(29) LOUISIANA-LAFAYETTE	W	7-4	9-1
3	(29) LOUISIANA-LAFAYETTE	L	0-4	9-2
4	(29) LOUISIANA-LAFAYETTE	W	1-0	10-2
6	vs. (13) Alabama (T)	W	5-0	11-2
9	at LSU	L	1-2	11-3
10	at LSU	L	8-15	11-4
11	at LSU	W	5-3	12-4
13	SOUTHEASTERN LA.	L	3-5	12-5
12	at South Alabama	L	8-10	12-6
16	KENT STATE	W	5-2	13-6
17	KENT STATE	W	2-1 (12)	14-6
18	KENT STATE	W	7-4	15-6
20	vs. Louisiana-Monroe (T)	W	9-5	16-6
23	(8) RICE	W	9-3	17-6
24	(8) RICE	L	3-5	17-7
25	(8) RICE	L	5-18	17-8
27	vs. (13) Ole Miss (T)	L	5-6	17-9
30	at Memphis	L	1-8	17-10

APRIL

1	at Memphis	L	5-7	17-11
1	at Memphis	L	5-8	17-12
3	NICHOLLS STATE	W	13-5	18-12
6	at UCF	L	4-5 (10)	18-13
7	at UCF	W	8-3	19-13
8	at UCF	W	10-0	20-13
11	(13) MISSISSIPPI	W	4-2	21-13
13	(24) TULANE	L	507	21-14
15	(24) TULANE	W	5-2	22-14
15	(24) TULANE	L	1-7	22-15
18	LOUISIANA-MONROE	W	16-4	23-15
20	UAB	L	1-6	23-16
21	UAB	W	6-4	24-16
22	UAB	W	8-4	25-16
24	at (17) Mississippi State	L	2-11	25-17
25	at (17) Mississippi State	L	4-7	25-18
27	at (25) East Carolina	W	6-3	26-18
28	at (25) East Carolina	W	5-1	27-18
29	at (25) East Carolina	L	3-6	27-19

MAY

4	MARSHALL	W	8-4	28-19
5	MARSHALL	W	18-3	29-19
6	MARSHALL	W	9-2	30-19
12	DALLAS BAPTIST	W	4-3 (11)	31-19
12	DALLAS BAPTIST	W	9-8 (13)	32-19
13	DALLAS BAPTIST	W	12-1	33-19
15	at New Orleans	W	9-4	34-19
17	at HOUSTON	W	6-0	35-19
18	at HOUSTON	W	4-0	36-19
19	at HOUSTON	W	7-2	37-19
23-27	at C-USA Championship (Greenville, N.C.)			
23	vs. UAB	W	9-5	38-19
24	at East Carolina	L	1-2 (10)	38-20
25	at Tulane	L	2-6	38-21

JUNE

1	#vs. Troy	W	14-1	39-21
2	#at (19) Mississippi	L	0-4	39-22
3	#vs. Sam Houston State	L	11-12 (11)	39-23

#NCAA Championship (Oxford, Miss.)

HOME GAMES IN CAPS. **Conference games in bold.** All times Central.

2007 STATISTICS

Record: 39-23 C-USA: 14-10

BATTING

Player	AVG	GP-GS	AB	R	H	2B	3B	HR	RBI	TB	SLG%	BB	HBP	SO	GDP	OB%	SF	SH	SB-ATT	PO	A	E	FLD%
Sutton	.368	57-57	239	69	88	18	3	8	38	136	.569	35	5	19	5	.459	0	1	12-18	527	22	3	.995
Dozier	.339	61-61	248	57	84	17	0	4	28	113	.456	19	8	22	5	.402	1	6	5-9	87	203	14	.954
Blount	.326	56-48	184	35	60	10	2	6	36	92	.500	27	2	33	4	.412	3	3	4-4	90	4	1	.989
M. Ewing	.284	60-59	215	34	61	10	2	7	48	96	.447	44	3	51	8	.408	3	3	1-2	137	5	2	.986
J. Ewing	.257	59-59	222	33	57	10	0	2	36	73	.329	37	13	25	8	.389	3	0	3-5	65	155	15	.936
Winstead	.333	24-13	54	7	18	5	0	3	10	32	.593	5	2	14	1	.410	0	0	1-2	77	13	0	1.000
Adkins	.303	55-34	142	17	43	8	0	3	30	60	.423	19	2	22	1	.390	1	0	2-3	22	1	2	.920
King	.280	16-6	25	4	7	1	0	0	2	8	.320	5	0	6	0	.387	1	0	0-1	6	6	4	.750
J. Davis	.278	10-3	18	2	5	0	0	0	1	5	.278	1	0	6	0	.316	0	0	0-0	2	0	0	1.000
B. Davis	.264	47-34	121	23	32	6	1	1	10	43	.355	13	1	24	2	.338	1	5	12-15	79	3	0	1.000
Cuevas	.256	46-36	125	26	32	3	0	10	34	65	.520	15	16	25	1	.399	2	0	0-1	0	0	0	.000
Hartel	.250	45-39	148	20	37	9	0	2	13	52	.351	8	9	26	1	.327	0	1	1-4	103	94	7	.966
Carson	.238	42-36	130	13	31	7	0	0	17	38	.292	13	3	33	4	.320	1	2	1-2	60	1	1	.984
Harst	.238	18-13	42	13	10	3	0	0	4	13	.310	15	1	19	1	.448	0	1	0-0	96	18	1	.991
Burger	.226	40-37	115	12	26	6	0	1	15	35	.304	11	3	28	3	.308	1	7	1-1	235	32	3	.989
Matesich	.172	39-23	87	15	15	3	0	1	8	21	.241	11	0	22	0	.263	1	3	1-3	26	57	4	.954
Totals	.287	62-62	2115	380	606	116	8	48	330	882	.417	278	68	375	44	.384	18	32	44-70	1632	707	65	.973
Opponents	.261	62-62	2076	269	541	72	7	36	241	735	.354	180	53	416	44	.332	25	33	37-57	1597	593	97	.958

LOB - Team (520), Opp (467) DPs turned - Team (56), Opp (62) CI - Team (1), Harst 1, Opp (1) IBB - Team (7), Sutton 3, Winstead 1, M. Ewing 1, Blount 1, Hartel 1, Opp (7) Picked off - Sutton 2, M. Ewing 1, Dozier 1, B. Davis 1, J. Ewing 1, Blount 1

PITCHING (All games sorted by ERA)

Player	ERA	W-L	APP	GS	CG	SHO/CBO	SV	IP	H	R	ER	BB	SO	2B	3B	HR	AB	B/Avg	WP	HBP	BK	SFA	SHA
Belanger	2.54	8-4	17	16	1	1/1	0	106.1	97	38	30	18	86	6	2	4	400	243	4	11	1	3	6
Bowden	3.11	7-4	16	16	3	1/0	0	98.1	93	42	34	28	86	10	0	5	377	247	12	10	0	2	4
Clark	4.85	8-5	17	16	3	2/0	0	94.2	85	53	51	38	73	15	1	11	356	239	12	5	1	6	3
McInnis	2.17	4-1	5	5	0	0/1	0	29.0	19	7	7	10	24	3	0	1	101	188	7	2	0	0	3
Ezell	2.25	3-2	24	0	0	0/0	8	28.0	29	12	7	8	25	7	0	0	104	279	0	2	0	3	2
Conn	2.70	1-2	31	0	0	0/1	5	46.2	46	17	14	18	33	7	0	1	171	269	6	3	1	4	6
Ballinger	2.96	1-1	22	0	0	0/0	0	24.1	28	9	8	7	16	0	0	0	100	280	2	4	0	0	2
Johnston	3.54	0-0	15	0	0	0/1	0	20.1	22	12	8	6	12	2	0	0	76	289	3	5	0	1	2
Wade	3.68	1-0	5	0	0	0/0	0	7.1	7	4	3	4	5	3	0	0	28	250	3	0	0	0	0
King	5.68	1-1	4	0	0	0/0	0	6.1	7	6	4	4	3	0	1	0	25	280	1	1	0	0	0
L. Davis	5.79	0-0	8	0	0	0/0	0	14.0	14	12	9	9	12	4	0	2	51	275	3	2	0	2	5
Cashion	6.60	3-1	8	5	0	0/0	0	30.0	37	22	22	16	12	7	0	8	122	303	4	1	0	1	0
Cavanaugh	6.63	2-1	12	4	0	0/0	0	36.2	53	28	27	13	28	7	3	3	154	344	5	5	0	3	0
Adams	22.50	0-0	1	0	0	0/0	0	2.0	4	7	5	1	1	1	0	1	11	364	3	2	0	0	0
Totals	3.79	39-22	62	62	7	6/2	13	544.0	541	269	229	180	416	72	7	36	2076	.261	65	53	3	25	33
Opponents	5.24	22-39	62	62	2	2/1	10	532.1	606	380	310	278	375	116	8	48	2115	287	65	68	13	18	32

PB - Team (9), Harst 6, Burger 2, Winstead 1, Opp (16) Pickoffs - Team (4), Bowden 2, Clark 1, Belanger 1, Opp (6) SBA/ATT - Burger (17-31), Harst (13-17), Belanger (6-12), Cavanaugh (6-9), Winstead (7-8), Bowden (5-7), Clark (4-6), Cashion (5-6), McInnis (4-6), Conn (3-4), Johnston (0-2), Ezell (1-2), King (2-2), Ballinger (1-1)


SOUTHERN MISS

42

2008 C USA BASEBALL

TM

CUSA



QUICK FACTS

Location: New Orleans, La.
 Founded: 1834
 Enrollment: 10,606
 Nickname: Green Wave
 Colors: Olive Green and Sky Blue
 Home Field: Greer Field at
 Turchin Stadium (5,000)
 Dimensions: 325 L, 400 C, 325 R
 President: Dr. Scott Cowen
 FAR: Michael Hogg
 Athletics Director: Rick Dickson
 SWA: Maria Ochoa Woods

SPORTS INFORMATION

Baseball SID: Richie Weaver
 Office Phone: 504/314-7232
 E-mail: rweaver@tulane.edu
 FAX: 504/865-5512
 Mobile: 504/352-5802
 Press Box: 504/862-8224
 Website: www.tulanegreenwave.com

BASEBALL FACTS

2007 Record: 34-26
 2007 C-USA Record: 9-15
 2007 C-USA Championship: 2-2
 2007 Postseason: n/a
 NCAA Appearances: 18 (2-CWS)
 NCAA Record: 33-38
 All-Time Record: 1,682-1,144-17 (.595)
 Letterwinners R/L: 17/13
 Starters R/L: 6/7



(10) RICK JONES

Alma Mater: (UNC-Wilmington, '75)
 Career Record: 876-373-12 (19)
 Record at Tulane: 600-284-1 (14)
 Associate:
 (23) Mark Kingston (North Carolina, '95)
 Assistants:
 (18) Chad Sutter (Tulane, '00)
 (31) Billy Mohl (Tulane, '07)
 Office Phone: 504/862-8216



Dr. Scott Cowen
President



Rick Dickson
Athletics Director



Maria Ochoa Woods
SWA



Richie Weaver
Baseball SID



Greer Field at Turchin Stadium

2008 ROSTER

No.	Player	Pos.	B/T	Ht.	Wt.	Year	Hometown/Previous School
1	Peter Connick	LHP	L/L	6-0	175	Jr.	New Orleans, La./Jesuit
2	Steve Moritz	C	R/R	5-10	190	Jr.	Tomball, Texas/Tomball/Grayson CC
3	Sam Honeck	INF	L/L	6-3	215	Jr.	Austin, Texas/Westlake/Grayson CC
4	Drew Allain	OF	R/R	6-2	190	Jr.	Covington, La./Holy Cross/Delgado CC
5	Jared Dyer	C	R/R	6-0	200	Jr.	Deer Park, Texas/Deer Park/San Jacinto JC
6	Jonny Weiss	INF	R/R	5-11	185	Jr.	Greenwich, Conn./Greenwich/Boston College
7	Anthony Scelfo	INF/OF	L/R	5-10	195	Jr.	New Orleans, La./Jesuit
9	Rustin Rebowe	OF	L/R	5-11	190	Sr.	Norco, La./Destrehan
11	Seth Henry	INF	R/R	5-10	180	Jr.	Berwick, La./Berwick
13	Robby Broach	INF/RHP	R/R	6-0	195	Fr.	Luling, La./Archbishop Rummel
14	Jonathan Garrett	RHP	R/R	6-3	200	Jr.	Mandeville, La./St. Paul's School
15	Drew Zizinia	RHP	R/R	6-2	200	So.	Bellaire, Texas/Bellaire
16	Nick Boulosa	OF	L/L	5-10	170	Fr.	Covington, La./Covington
17	Josh Prince	INF	R/R	6-3	195	So.	Sulphur, La./Barbe/Univ. of Texas
19	Nick Pepitone	RHP	R/R	6-6	235	Fr.	Katy, Texas/Katy
20	Grayden Griener	C/OF	R/R	6-0	196	Sr.	New Orleans, La./DeLaSalle
21	Kirk Cunningham	OF	R/R	6-0	205	Fr.	Mandeville, La./Archbishop Rummel
22	Shooter Hunt	RHP	R/R	6-3	200	Jr.	Wyckoff, N.J./Ramapo/Univ. of Virginia
24	Warren McFadden	OF	R/R	6-1	205	Jr.	Plantation, Fla./Nova
26	Rob Segedin	INF/RHP	R/R	6-3	220	Fr.	Old Tappan, N.J./Northern Valley Regional
28	Aaron Loup	LHP	L/L	6-0	175	So.	Luling, La./Hahnville
29	Matt Petiton	LHP	L/L	6-2	190	So.	Garden City, N.Y./Garden City/Univ. of North Carolina
32	Preston Claiborne	INF/RHP	R/R	6-3	220	So.	Dallas, Texas/Newman Smith
33	Scott Powell	OF	R/R	5-11	190	Jr.	New Orleans, La./Newman
34	Taylor Rogers	RHP	R/R	6-5	202	So.	Round Rock, Texas/McNeil
35	Aja Barto	OF	R/R	6-5	225	Jr.	Houston, Texas/Stratford
36	Mason Griffin	RHP	R/R	6-1	220	Jr.	Bedford, Texas/Trinity/Grayson CC
37	Hunter Johnson	LHP	L/L	5-11	185	Fr.	Bellaire, Texas/Bellaire
38	Karl Mundt	C	R/R	6-0	185	Fr.	Mandeville, La./Northlake Christian School
39	Marc Robèrt	C	R/R	5-11	185	Jr.	Metairie, La./Jesuit
40	Trey Martin	RHP	R/R	6-3	200	Jr.	Los Angeles, Calif./Loyola/Georgetown
42	Josh Zeid	RHP	R/R	6-4	215	Jr.	New Haven, Conn./Hamden Hall CDS/Vanderbilt Univ.
43	Andrew Robinson	C	R/R	5-9	180	Fr.	Gonzales, La./East Ascension
44	Andrew Rodgers	OF	R/R	6-4	215	Jr.	Grapevine, Texas/Grapevine/Navarro JC
45	Matt Ryan	INF	R/R	6-0	185	Fr.	Kenner, La./Jesuit

ALPHABETICAL ROSTER

No.	Player	Pos.	No.	Player	Pos.
4	Drew Allain	OF	2	Steve Moritz	C
35	Aja Barto	OF	38	Karl Mundt	C
16	Nick Boulosa	OF	19	Nick Pepitone	RHP
13	Robby Broach	INF/RHP	29	Matt Petiton	LHP
32	Preston Claiborne	INF/RHP	33	Scott Powell	OF
1	Peter Connick	LHP	17	Josh Prince	INF
21	Kirk Cunningham	OF	9	Rustin Rebowe	OF
5	Jared Dyer	C	39	Marc Robèrt	C
14	Jonathan Garrett	RHP	43	Andrew Robinson	C
20	Grayden Griener	C/OF	44	Andrew Rodgers	OF
36	Mason Griffin	RHP	34	Taylor Rogers	RHP
11	Seth Henry	INF	45	Matt Ryan	INF
3	Sam Honeck	INF	7	Anthony Scelfo	INF/OF
22	Shooter Hunt	RHP	26	Rob Segedin	INF/RHP
37	Hunter Johnson	LHP	6	Jonny Weiss	INF
28	Aaron Loup	LHP	42	Josh Zeid	RHP
40	Trey Martin	RHP	15	Drew Zizinia	RHP
24	Warren McFadden	OF			



Jared Dyer

TULANE

44

2008 C-USA BASEBALL

C-USA™

2008 SCHEDULE

FEBRUARY

22	ILLINOIS-CHICAGO	7:00p
23	ILLINOIS-CHICAGO	2:00p
24	ILLINOIS-CHICAGO	Noon
26	SOUTHEASTERN LOUISIANA	6:00p
27	LOUISIANA-LAFAYETTE	6:00p
29-M2	at Dairy Queen Classic (Minneapolis, Minn.)	
29	vs. Pepperdine	Noon

MARCH

1	at Minnesota	6:30p
2	vs. TCU	11:00a
4	NEW ORLEANS	6:00p
5	SOUTHERN	3:00p
7	UC IRVINE	6:00p
8	UC IRVINE	2:00p
9	UC IRVINE	Noon
11	NORTHWESTERN STATE	6:00p
12	NORTHWESTERN STATE	3:00p
14	OAKLAND	6:00p
15	OAKLAND	2:00p
16	OAKLAND	1:00p
19	at LSU	6:30p
21	SACRED HEART	6:00p
22	SACRED HEART	2:00p
23	SACRED HEART	1:00p
25	at Southeastern Louisiana	6:30p
28	at UAB	6:30p
29	at UAB	2:00p
30	at UAB	1:00p

APRIL

1	McNEESE STATE	6:00p
2	at Nicholls State	6:30p
4	MARSHALL	6:00p
5	MARSHALL	6:00p
6	MARSHALL	1:00p
8	NICHOLLS STATE	6:00p
9	at New Orleans	6:30p
11	at Houston	6:30p
12	at Houston	6:30p
13	at Houston	1:00p
15	SOUTHEASTERN LOUISIANA	6:00p
18	SOUTHERN MISS	6:00p
19	SOUTHERN MISS	6:00p
20	SOUTHERN MISS	1:00p
22	LSU	6:00p
25	at Memphis	6:30p
26	at Memphis	2:00p
27	at Memphis	1:00p
29	NICHOLLS STATE	6:00p

MAY

2	UCF	6:00p
3	UCF	6:00p
4	UCF	1:00p
6	NEW ORLEANS	6:30p
7	at Southern	6:00p
9	at East Carolina	6:00p
10	at East Carolina	2:00p
11	at East Carolina	11:00a
15	RICE	6:00p
16	RICE	6:00p
17	RICE	1:00p
21-25	CONFERENCE USA CHAMPIONSHIP	

2007 RESULTS

FEBRUARY

9	SOUTHEASTERN LA. (Z)	W	19-4	1-0
10	at Southeastern La.	L	3-5	1-1
11	SOUTHEASTERN LA. (Z)	L	0-4	1-2
16	NORTH FLORIDA (Z)	W	5-1	2-2
17	NORTH FLORIDA (Z)	W	20-5	3-2
18	NORTH FLORIDA (Z)	W	5-1	4-2
23	at Southern California	L	5-8	4-3
24	at Southern California	L	3-4	4-4
25	at Southern California	W	5-3	5-4
27	at LSU	W	8-3	6-4

MARCH

2	WRIGHT STATE (Z)	W	5-4 (13)	7-4
3	WRIGHT STATE (Z)	W	9-8	8-4
4	WRIGHT STATE (Z)	W	4-1	9-4
6	MC NEESE STATE (Z)	W	8-3	10-4
7	UNC ASHEVILLE (Z)	W	6-5	11-4
9	LOYOLA-MARYMOUNT (Z)	W	4-1	12-4
10	LOYOLA-MARYMOUNT (Z)	L	3-7	12-5
11	LOYOLA-MARYMOUNT (Z)	L	2-3	12-6
13	NEW ORLEANS (Z)	W	2-0	13-6
16	SIENA (Z)	W	6-0	14-6
17	SIENA (Z)	W	2-0	15-6
18	SIENA (Z)	W	19-0	16-6
20	at New Orleans	L	2-14	16-7
23	at Marshall	W	8-7 (11)	17-7
24	at Marshall	W	4-1	18-7
25	at Marshall	W	9-0	19-7
27	NICHOLLS STATE (Z)	W	5-0	20-7
30	(19) EAST CAROLINA (Z)	W	2-1	21-7
31	(19) EAST CAROLINA (Z)	W	8-2	22-7

APRIL

1	(19) EAST CAROLINA (Z)	L	7-11	22-8
3	LSU	W	16-9	23-8
6	MEMPHIS	L	5-14	23-9
7	MEMPHIS	L	3-5	23-10
8	MEMPHIS	W	9-5	24-10
11	(23) LOUISIANA-LAFAYETTE (Z)	W	5-4	25-10
13	at Southern Miss	W	7-5	26-10
15	at Southern Miss	L	2-5	26-11
15	at Southern Miss	W	7-1	27-11
17	NORTHWESTERN STATE (Z)	W	4-3	28-11
20	HOUSTON (Z)	L	0-7	28-12
21	HOUSTON (Z)	L	1-2	28-13
22	HOUSTON (Z)	L	4-6	28-14
25	NICHOLLS STATE (Z)	W	11-5	29-14
26	at UCF	L	6-7	29-15
27	at UCF	L	3-4	29-16
28	at UCF	L	4-8	29-17

MAY

1	NEW ORLEANS (Z)	L	4-7	29-18
5	UAB (Z)	L	8-11 (11)	29-19
6	UAB (Z)	L	2-4	29-20
6	UAB (Z)	W	2-1	30-20
11	at (Z) Rice	L	0-8	30-21
12	at (Z) Rice	L	3-8	30-22
13	at (Z) Rice	L	4-7	30-23
17	CHICAGO STATE (Z)	L	1-2	30-24
18	CHICAGO STATE (Z)	W	4-2	31-24
19	CHICAGO STATE (Z)	W	7-0	32-24
23-27	at C-USA Championship (Greenville, N.C.)			
23	at East Carolina	L	2-4	32-25
24	vs. UAB	W	13-5	33-25
25	vs. Southern Miss	W	6-2	34-25
26	at East Carolina	L	4-9	34-26

All times Central and subject to change.

HOME GAMES IN CAPS. Conference games in bold.

HOME GAMES IN CAPS. Conference games in bold.

(Z) - Zephyr Field

TULANE

45

2008 C-USA BASEBALL

C-USA

2007 STATISTICS

Record: 34-26 C-USA: 9-15

BATTING

Player	AVG	GP-GS	AB	R	H	2B	3B	HR	RBI	TB	SLG%	BB	HBP	SO	GDP	OB%	SF	SH	SB-ATT	PO	A	E	FLD%
Emaus	.329	60-60	219	43	72	6	2	5	35	97	.443	41	5	23	8	.439	4	1	3-7	127	138	8	.971
Guidry	.325	60-60	237	42	77	11	0	5	38	103	.435	20	4	19	5	.383	3	4	4-7	402	45	5	.989
Everett	.307	60-60	228	25	70	5	0	0	32	75	.329	35	3	32	5	.400	4	14	9-13	70	153	8	.965
Dyer	.300	56-53	160	25	48	4	1	2	17	60	.375	30	9	30	3	.433	2	10	1-1	360	41	9	.978
McFadden	.296	58-57	203	34	60	14	0	4	34	86	.424	30	6	31	11	.395	4	3	7-12	74	3	1	.987
Scelfo	.277	53-51	184	31	51	8	1	4	28	73	.397	28	5	35	2	.380	4	2	9-11	79	2	2	.976
Barto	.269	56-52	182	35	49	7	4	6	28	82	.451	19	6	56	1	.354	2	2	7-10	80	3	0	1.000
Henry	.256	53-53	180	38	46	12	0	3	25	67	.372	19	5	19	5	.340	2	7	5-5	63	102	13	.927
Simon	.254	51-47	177	26	45	8	1	4	34	67	.379	23	2	40	2	.345	1	4	6-7	102	1	4	.963

Wallace	.373	29-19	75	8	28	4	0	0	9	32	.427	3	0	7	3	.397	0	1	0-0	103	10	0	1.000
Wiley	.333	4-0	6	0	2	0	0	0	1	2	.333	1	0	1	0	.429	0	0	0-0	0	0	0	.000
Ackal	.333	6-0	6	1	2	0	0	0	1	2	.333	1	0	3	0	.429	0	0	0-0	0	0	0	.000
Claiborne	.333	3-0	3	0	1	0	0	0	0	1	.333	0	0	1	0	.333	0	0	0-0	2	8	0	1.000
Powell	.333	23-0	3	6	1	0	0	0	1	1	.333	1	1	0	0	.600	0	0	3-5	7	0	0	1.000
Griener	.269	19-3	26	5	7	0	0	0	2	7	.269	3	1	5	1	.367	0	2	1-1	21	0	1	.955
Morgan	.214	14-7	28	2	6	1	0	1	7	10	.357	3	0	3	1	.290	0	1	0-1	2	17	2	.905
Weiss	.196	25-14	56	8	11	1	0	0	5	12	.214	6	0	10	3	.270	1	4	0-0	56	11	0	1.000
Rebowe	.125	20-3	24	4	3	0	0	1	5	6	.250	4	1	9	0	.267	1	0	1-1	0	0	0	.000
Robert	.000	2-0	1	1	0	0	0	0	0	0	.000	0	1	0	0	.500	0	0	0-0	1	0	0	1.000
Crowel	.000	1-1	0	0	0	0	0	0	0	0	.000	0	0	0	0	.000	0	0	0-0	0	0	0	.000
Barnett	.000	1-0	0	1	0	0	0	0	0	0	.000	0	0	0	0	.000	0	0	0-0	0	0	0	.000

Totals	.290	60-60	1998	335	579	81	9	35	302	783	.392	267	49	324	50	.382	28	55	56-81	1584	609	59	.974
Opponents	.266	60-60	2023	266	539	97	11	28	247	742	.367	162	51	486	36	.333	20	45	73-96	1545	672	75	.967

LOB - Team (505), Opp (453) DPs turned - Team (45), Opp (54) CI - Team (2), Dyer 2, Opp (1) IBB - Team (6), McFadden 2, Emaus 2, Scelfo 2, Opp (5)
 Picked off - Guidry 2, Emaus 2, Simon 1, Scelfo 1, Dyer 1, Henry 1

PITCHING (All games sorted by ERA)

Player	ERA	W-L	APP	GS	CG	SHO/CBO	SV	IP	H	R	ER	BB	SO	2B	3B	HR	AB	B/Avg	WP	HBP	BK	SFA	SHA
Hunt	2.62	6-6	16	15	0	0/1	0	99.2	85	40	29	30	104	10	0	3	366	.232	6	13	1	2	10
Gomes	3.92	7-6	16	16	2	1/2	0	96.1	103	47	42	18	74	22	3	4	377	.273	3	8	1	3	9
Morgan	4.11	8-4	17	16	1	0/1	1	103.0	89	51	47	49	122	16	2	8	382	.233	12	9	3	3	6
Martin	0.00	0-0	1	0	0	0/0	0	1.0	4	0	0	1	1	2	0	0	6	.667	0	0	0	0	0
Claiborne	2.36	0-2	28	0	0	0/3	2	45.2	47	14	12	13	45	10	3	0	174	.270	2	2	0	4	2
Zizinia	3.00	0-0	14	0	0	0/2	0	18.0	18	9	6	7	11	1	0	1	66	.273	0	3	0	1	2
Latham	4.23	2-5	29	0	0	0/3	10	44.2	47	21	21	5	37	11	0	3	172	.273	1	1	0	2	3
Loup	4.37	2-1	18	2	0	0/1	0	35.0	39	22	17	11	36	6	0	3	135	.289	4	6	0	1	8
Goebel	5.11	8-2	15	10	0	0/3	0	56.1	68	37	32	15	41	11	2	5	225	.302	2	3	1	2	3
Rogers	6.75	1-0	14	1	0	0/4	0	20.0	25	15	15	6	11	4	0	0	83	.301	1	3	0	1	2
Garrett	7.71	0-0	4	0	0	0/0	0	4.2	5	4	4	5	4	1	1	1	18	.278	1	0	0	1	0
Johnson	9.00	0-0	2	0	0	0/0	0	1.0	2	1	1	1	0	0	0	0	5	.400	0	2	0	0	0
Connick	16.88	0-0	4	0	0	0/0	0	2.2	7	5	5	1	0	3	0	0	14	.500	0	1	0	0	0

Totals	3.94	34-26	60	60	3	7/6	13	528.0	539	266	231	162	486	97	11	28	2023	.266	32	51	6	20	45
Opponents	4.91	26-34	60	60	2	3/3	15	515.0	579	335	281	267	324	81	9	35	1998	.290	53	49	10	28	55

PB - Team (8), Dyer 7, Griener 1, Opp (4) Pickoffs - Team (8), Hunt 2, Goebel 2, Morgan 2, Gomes 1, Dyer 1, Opp (8) SBA/ATT - Dyer (59-70), Hunt (24-32), Wallace (14-17), Morgan (12-16), Claiborne (8-10), Gomes (9-10), Loup (7-9), Goebel (3-8), Rogers (4-5), Latham (4-4), Zizinia (2-2)

TULANE

46

2008 C-USA BASEBALL





QUICK FACTS

Location: Birmingham, Ala.
 Founded: 1969
 Enrollment: 16,561
 Nickname: Blazers
 Colors: Forest Green and Old Gold
 Home Field: Young Memorial Field (1,000)
 Dimensions: 330 L, 400 C, 330 R
 President: Dr. Carol Garrison
 FAR: Dr. Johnny Scott
 Athletics Director: Brian Mackin
 SWA: Rosalind Ervin

SPORTS INFORMATION

Baseball SID: Mark Vellek
 Office Phone: 205/996-2576
 FAX: 205/934-7505
 E-mail: mvellek@uab.edu
 Mobile: 205/910-1518
 Press Box: 205/934-0200
 Website: www.uabsports.com

BASEBALL FACTS

2007 Record: 25-33
 2007 C-USA Record: 12-12
 2007 C-USA Championship: 0-2
 2007 Postseason: n/a
 NCAA Appearances: 1
 NCAA Record: 1-2
 All-Time Record: 800-754-1 (.515)
 Letterwinners R/L: 19/11
 Starters R/L: 5/5



(7) BRIAN SHOOP

Alma Mater: Malone (Ohio) '80
 Career Record: 717-338-1 (18)
 Record at UAB: 25-33 (1)
 Assistants:
 (34) Doug Kovash (Concordia, Minn. '86)
 (4) Perry Roth (Greenville '97)
 (5) Jared Walker (Birmingham Southern '04)
 Office Phone: 205/934-5181



Dr. Carol Garrison
President



Brian Mackin
Athletics Director



Rosalind Ervin
SWA



Mark Vellek
Baseball SID




Young Memorial Field

2008 ROSTER

No.	Player	Pos.	B/T	Ht.	Wt.	Year	Hometown/Previous School
1	Phil Bell	OF	R/R	5-10	170	Sr.	Gulf Breeze, Fla./Gulf Breeze
2	Jonathan Merritt	SS	R/R	5-6	150	So.	Douglasville, Ga./Douglas County
3	Kevin Cope	C	R/R	6-2	180	So.	Birmingham, Ala./Briarwood Christian
6	Nick Crawford	2B	R/R	5-7	145	Fr.	Cordova, Tenn./Evangelical Christian School
8	Mitch Kloskowski	RHP	R/R	6-3	205	Jr.	Rainbow City, Ala./Southside
9	Bradley Hicks	OF	L/R	5-11	170	Fr.	Mobile, Ala./Faith Academy
10	Brandon Wallace	RHP	R/R	5-10	170	Sr.	Hartselle, Ala./Shelton State CC
11	Kyle Roberson	RHP	R/R	6-2	205	Jr.	Clay, Ala./Clay-Chalkville
12	Brint Hardy	OF/C	R/R	5-11	170	Jr.	Homewood, Ala./Birmingham-Southern
13	Austin Taylor	OF	R/R	6-5	190	Jr.	Kosciusko, Miss./Holmes (Miss.) CC
14	Allen Aubin	C/INF	B/R	5-10	185	Jr.	Mobile, Ala./Birmingham-Southern
15	Luke Stewart	3B	L/R	6-4	220	So.	Normal, Ill./Georgia
16	Blake Huddleston	RHP/UT	R/R	6-0	160	Fr.	Cullman, Ala./Cullman
17	Robert Brewster	RHP	R/R	5-10	190	So.	Altoona, Ala./West End
18	Shay Crawford	LHP	L/L	6-2	185	So.	Bartlett, Tenn./Harding Academy
19	Cody McMurry	OF	R/R	5-11	195	Jr.	Hueytown, Ala./Hueytown
20	Digger Towe	C	L/L	6-0	215	Jr.	Charlotte, Mich./Indian Hills (Iowa) CC
21	James Oliver	RHP	R/R	6-3	215	Jr.	Vestavia Hills, Ala./Birmingham-Southern
22	Andrew Manning	INF/C	R/R	6-0	195	Fr.	LaGrange, Ga./LaGrange
24	Brandon Flaherty	RHP	R/R	6-0	190	Sr.	Clay, Ala./Clay-Chalkville
25	Ryan Keedy	1B	L/R	6-3	220	Sr.	Gardendale, Ala./Wallace State CC
26	Rodney Wodson	LHP	R/L	6-2	195	Sr.	Morayfield, Australia/Wallace State CC
27	John Volk	LHP	L/L	5-11	175	Jr.	Tonganoxie, Kan./Allen County (Kan.) CC
28	Ben Drust	INF	R/R	5-8	185	Jr.	Cartersville, Ill./John A. Logan (Ill.) CC
29	Beau Pender	RHP	R/R	6-4	200	Jr.	Marianna, Fla./Gulf Coast (Fla.) CC
30	Benji Waite	RHP	L/R	6-2	235	Jr.	Huntsville, Ala./Samford
31	Trey Vice	LHP	L/L	6-2	225	Fr.	Wellington, Ala./Westbrook Christian
33	Billy Lichtner	1B/LHP	L/L	6-2	225	Sr.	Huntsville, Ala./Huntsville
34	Daniel Volk	OF	R/R	6-2	180	Fr.	Tonganoxie, Kan./Tonganoxie
35	Dustin Colburn	RHP	R/R	6-0	220	Sr.	Tuscaloosa, Ala./Shelton State CC
36	Mikael Saway	RHP	R/R	5-11	175	So.	Birmingham, Ala./John Carroll
37	Jimbo Crew	RHP	R/R	6-2	255	Sr.	Birmingham, Ala./Briarwood Christian
41	Paul Jones	LHP	L/L	6-5	185	Sr.	Mobile, Ala./Birmingham-Southern
42	Jeff Younger	RHP	R/R	6-2	185	Fr.	Tampa, Fla./Tampa Jesuit
44	Devin Hamilton	1B	L/L	6-2	210	Fr.	Acworth, Ga./Harrison

ALPHABETICAL ROSTER

No.	Player	Pos.	No.	Player	Pos.
14	Allen Aubin	C/INF	22	Andrew Manning	INF/C
1	Phil Bell	OF	19	Cody McMurry	OF
17	Robert Brewster	RHP	2	Jonathan Merritt	SS
35	Dustin Colburn	RHP	21	James Oliver	RHP
3	Kevin Cope	C	29	Beau Pender	RHP
6	Nick Crawford	2B	11	Kyle Roberson	RHP
18	Shay Crawford	LHP	36	Mikael Saway	RHP
37	Jimbo Crew	RHP	15	Luke Stewart	3B
24	Brandon Flaherty	RHP	13	Austin Taylor	OF
44	Devin Hamilton	1B	20	Digger Towe	C
12	Brint Hardy	OF/C	31	Trey Vice	LHP
9	Bradley Hicks	OF	34	Daniel Volk	OF
16	Blake Huddleston	RHP/UT	27	John Volk	LHP
41	Paul Jones	LHP	30	Benji Waite	RHP
25	Ryan Keedy	1B	10	Brandon Wallace	RHP
8	Mitch Kloskowski	RHP	26	Rodney Wodson	LHP
33	Billy Lichtner	1B/LHP	42	Jeff Younger	RHP



Mitch Kloskowski

UAB

48

2008 C USA BASEBALL

CUSATM



UAB

49

2008 C USA BASEBALL



2008 SCHEDULE

FEBRUARY		
22	BALL STATE	3:00p
23	BALL STATE	Noon
24	BALL STATE	1:00p
26	at Mississippi State	4:00p
29	BROWN	3:00p
MARCH		
1	BROWN (DH)	Noon
2	BROWN	1:00p
4	at Jacksonville State	6:30p
8	at Hawai'i-Hilo (DH)	7:00p
9	at Hawai'i-Hilo	5:00p
11	at Hawai'i	10:30p
12	at Hawai'i	10:30p
18	MISSISSIPPI STATE	6:30p
21	at Memphis	6:30p
22	at Memphis	2:00p
23	at Memphis	1:00p
25	TROY	6:30p
26	ALABAMA A&M	6:30p
28	TULANE	7:00p
29	TULANE	2:00p
30	TULANE	1:00p
APRIL		
1	at Alabama	6:30p
2	ALABAMA (H)	6:30p
4	PRESBYTERIAN	7:00p
5	PRESBYTERIAN	2:00p
6	PRESBYTERIAN	1:00p
8	at Alabama A&M	2:00p
9	SAMFORD	6:30p
11	at Rice	6:30p
12	at Rice	2:00p
13	at Rice	Noon
15	at Kennesaw State	5:00p
16	KENNESAW STATE	4:00p
18	HOUSTON	7:00p
19	HOUSTON	2:00p
20	HOUSTON	1:00p
22	JACKSONVILLE STATE	6:30p
23	at Samford	6:30p
25	MARSHALL	7:00p
26	MARSHALL	2:00p
27	MARSHALL	1:00p
MAY		
2	at East Carolina	6:00p
3	at East Carolina	2:00p
4	at East Carolina	Noon
6	at Jacksonville State	6:30p
7	JACKSONVILLE STATE	6:30p
9	at UCF	5:30p
10	at UCF	5:30p
11	at UCF	Noon
13	at Troy	6:00p
15	SOUTHERN MISS	7:00p
16	SOUTHERN MISS	7:00p
17	SOUTHERN MISS	1:00p
21-25	at Conference USA Championship (New Orleans, La.)	

All times Central and subject to change.
HOME GAMES IN CAPS, **Conference games in bold.**

2007 RESULTS

FEBRUARY		
16	CENTRAL MICHIGAN	W 5-4 (11) 1-0
17	CENTRAL MICHIGAN	L 4-5 1-1
18	CENTRAL MICHIGAN	L 3-5 1-2
20	at Alabama A&M	W 15-2 2-2
23	at (13) Arizona State	L 3-11 2-3
24	at (13) Arizona State	L 2-13 2-4
25	at (13) Arizona State	L 5-12 2-5
28	at (16) Alabama	L 0-16 2-6
MARCH		
2	CENTRAL ARKANSAS	W 8-0 3-6
3	CENTRAL ARKANSAS	W 8-0 4-6
4	CENTRAL ARKANSAS	L 2-6 4-7
6	at Mississippi State	L 10-12 4-8
9	FURMAN	W 3-2 5-8
10	FURMAN	W 5-4 (10) 6-8
11	FURMAN	W 6-2 7-8
13	PURDUE	W 15-8 8-8
14	PURDUE	L 4-14 8-9
16	at Kennesaw State	W 10-3 9-9
17	at Kennesaw State	L 3-4 9-10
18	at Kennesaw State	L 4-7 9-11
20	TROY	W 7-6 10-11
21	ALABAMA A&M	W 22-4 11-11
23	UNC ASHEVILLE	L 1-5 11-12
24	UNC ASHEVILLE	W 11-3 12-12
25	UNC ASHEVILLE	L 5-6 12-13
27	SAMFORD	L 11-12 12-14
28	at Samford	L 4-5 12-15
30	UCF	W 15-5 13-15
31	UCF	W 2-1 14-15
31	UCF	W 9-7 15-15
APRIL		
4	vs. Alabama (Hoover Met)	L 1-2 15-16
6	at Houston	W 10-5 16-16
7	at Houston	L 4-10 16-17
8	at Houston	L 3-10 16-18
11	KENNESAW STATE	(postponed)
13	MEMPHIS	L 6-7 16-19
14	MEMPHIS	L 7-8 16-20
15	MEMPHIS	L 4-9 16-21
17	at Jacksonville State	L 5-14 16-22
18	JACKSONVILLE STATE	W 15-5 17-22
20	at Southern Miss	W 6-1 18-22
21	at Southern Miss	L 4-6 18-23
22	at Southern Miss	L 4-8 18-24
23	KENNESAW STATE	L 4-6 18-25
27	(4) RICE	L 2-8 18-26
28	(4) RICE	L 1-7 18-27
29	(4) RICE	L 3-6 18-28
MAY		
5	at Tulane	W 11-8 (11) 19-28
6	at Tulane	W 4-2 20-28
6	at Tulane	L 1-2 20-29
8	at Troy	L 15-20 20-30
11	at Marshall	W 10-4 21-30
12	at Marshall	W 14-5 22-30
13	at Marshall	W 12-1 23-30
17	(29) EAST CAROLINA	W 11-2 24-30
18	(29) EAST CAROLINA	W 3-2 25-30
19	(29) EAST CAROLINA	L 2-10 25-31
23-27	at C-USA Championship (Greenville, N.C.)	
23	vs. Southern Miss	L 5-9 25-32
24	vs. Tulane	L 5-13 25-33

HOME GAMES IN CAPS **Conference games in bold.**

2007 STATISTICS

Record: 25-33 C-USA: 12-12

BATTING

Player	AVG	GP-GS	AB	R	H	2B	3B	HR	RBI	TB	SLG%	BB	HBP	SO	GDP	OB%	SF	SH	SB-ATT	PO	A	E	FLD%
Bond	.358	58-57	218	48	78	14	5	4	47	114	.523	21	14	29	6	.445	1	1	7-12	152	2	4	.975
Lovdahl	.338	58-57	219	50	74	13	2	5	47	106	.484	21	8	30	6	.409	4	2	0-1	63	90	25	.860
Bell	.336	56-52	226	44	76	8	2	3	37	97	.429	10	7	34	3	.380	2	10	17-19	98	7	3	.972
Keedy	.333	55-55	198	40	66	8	2	4	33	90	.455	42	5	29	8	.457	2	8	3-5	469	36	4	.992
Patmon	.295	53-46	173	28	51	9	0	1	22	63	.364	32	5	26	6	.415	2	2	1-1	38	1	0	1.000
Merritt	.294	54-54	187	31	55	7	1	2	32	70	.374	17	0	45	6	.346	4	3	13-16	117	154	20	.931
Sawyer	.293	56-55	208	40	61	17	2	2	33	88	.423	27	2	30	4	.378	1	0	3-3	207	36	10	.960
Hardy	.265	51-38	147	21	39	3	6	0	15	54	.367	8	4	31	1	.319	1	2	18-21	110	8	4	.967

Lichtner	.294	21-5	34	4	10	0	0	0	6	10	.294	4	1	9	0	.385	0	0	0-0	8	3	0	1.000
Cope	.250	6-0	4	0	1	0	0	0	1	1	.250	1	1	0	0	.500	0	0	0-0	4	0	0	1.000
Rollin	.231	48-35	117	19	27	5	1	0	17	34	.291	12	10	28	2	.353	0	4	6-8	73	86	4	.975
Hall	.220	21-8	41	4	9	3	0	0	7	12	.293	3	0	10	0	.273	0	0	0-0	23	37	8	.882
Aubin	.212	43-25	99	16	21	4	2	0	10	29	.293	12	3	27	3	.313	1	1	0-1	37	59	11	.897
Shelley	.200	23-12	45	10	9	3	0	0	11	12	.267	10	0	8	1	.345	0	1	0-0	76	12	1	.989
Turner	.192	42-23	99	17	19	4	2	3	16	36	.364	5	5	38	1	.257	4	1	13-13	14	0	0	1.000
Saway	.000	6-0	1	2	0	0	0	0	0	0	.000	1	0	0	0	.500	0	0	0-0	0	2	0	1.000

Totals	.296	58-58	2016	374	596	98	25	24	334	816	.405	226	65	374	47	.381	22	35	81-100	1514	621	110	.951
Opponents	.292	58-58	2013	374	588	107	8	24	330	783	.389	300	56	283	44	.393	35	29	49-66	1512	611	90	.959

LOB - Team (471), Opp (545) DPs turned - Team (60), Opp (55) TPs turned - Team (1) IBB - Team (1), L Patmon 1, Opp (7) Picked off - S Turner 2, D Sawyer 1, J Merritt 1, P Bell 1, R Lovdahl 1, T Rollin 1, L Patmon 1

PITCHING (All games sorted by ERA)

Player	ERA	W-L	APP	GS	CG	SHO/CBO	SV	IP	H	R	ER	BB	SO	2B	3B	HR	AB	B/Avg	WP	HBP	BK	SFA	SHA
Kloskowski	3.84	5-5	16	15	1	0/1	1	86.2	77	39	37	40	52	11	1	5	322	239	3	0	2	1	4
Wallace	4.71	2-4	21	5	0	0/0	4	63.0	81	44	33	31	24	13	0	0	255	318	5	9	0	5	4

Lichtner	0.00	0-0	2	0	0	0/0	0	2.0	2	0	0	0	0	0	0	7	286	0	0	0	0	0	0
Addison	2.86	3-2	18	3	1	0/1	0	44.0	43	22	14	25	31	9	0	1	178	242	10	5	0	0	1
Wodson	3.18	0-0	6	0	0	0/0	0	5.2	8	7	2	9	4	0	0	23	348	1	1	0	2	1	
Flaherty	3.42	0-0	21	0	0	0/0	0	26.1	28	19	10	16	11	4	0	2	108	259	5	6	0	3	1
Oliver	4.20	1-3	22	0	0	0/1	1	40.2	38	30	19	23	24	9	2	2	158	241	3	5	0	4	3
Styes	4.40	3-4	12	7	0	0/0	0	45.0	42	24	22	28	20	7	1	1	163	258	4	5	1	2	1
Croft	5.60	2-1	19	0	0	0/0	1	35.1	35	25	22	20	17	11	2	1	135	259	9	2	2	3	2
Crawford	5.86	4-4	15	13	0	0/1	0	55.1	82	44	36	29	28	11	0	2	231	355	6	6	2	6	3
Jones	8.68	0-1	12	0	0	0/0	0	9.1	15	11	9	7	6	6	1	0	42	357	0	0	0	1	1
Crew	8.87	2-1	13	2	0	0/0	0	23.1	34	26	23	18	17	5	1	1	96	354	10	2	1	4	1
Colburn	8.91	3-3	14	6	0	0/0	0	34.1	47	37	34	24	18	6	0	5	141	333	5	7	1	3	3
Roberson	9.00	0-4	17	7	0	0/1	2	28.0	42	35	28	23	26	11	0	3	123	341	6	6	0	1	4
Saway	9.00	0-0	2	0	0	0/0	0	2.0	4	5	2	2	1	2	0	0	11	364	1	0	0	0	0
Brewster	10.80	0-1	3	0	0	0/0	0	1.2	4	3	2	3	1	2	0	1	9	444	0	1	0	0	0
Keedy	13.50	0-0	5	0	0	0/0	0	2.0	6	3	3	2	3	0	0	0	11	545	1	1	0	0	0

Totals	5.21	25-33	58	58	2	2/2	9	504.2	588	374	292	300	283	107	8	24	2013	.292	69	56	9	35	29
Opponents	5.39	33-25	58	58	0	1/1	15	504.0	596	374	302	226	374	98	25	24	2016	.296	54	65	7	22	35

PB - Team (14), D Sawyer 8, B Shelley 6, Opp (11) Pickoffs - Team (12), B Styes 4, D Sawyer 4, S Crawford 2, B Wallace 1, J Oliver 1, Opp (8) SBA/ATT - D Sawyer (35-47), B Shelley (14-18), B Styes (9-11), S Crawford (8-10), Kloskowski (4-10), K Croft (6-6), B Wallace (3-6), K Roberson (3-5), D Colburn (3-4), J Crew (4-4), J Oliver (4-4), B Flaherty (2-3), G Addison (2-2), B Lichtner (1-1)

UAB

50

2008 C-USA BASEBALL

TM





QUICK FACTS

Location: Orlando, Fla.
Founded: 1963
Enrollment: 48,897
Nickname: Knights
Colors: Black and Gold
Home Field: Jay Bergman Field (2,230)
Dimensions: 325 L, 400 C, 325 R
President: Dr. John C. Hitt
FAR: Dr. Cynthia Young
Athletics Director: Keith R. Tribble
SWA: Jessica Reo

SPORTS INFORMATION

Baseball SID: Brian Ormiston
Office Phone: 407/823-2409
E-mail: bormiston@athletics.ucf.edu
FAX: 407/823-5266
Mobile: 407/920-1233
Press Box: 407/UCF-HITS
Website: www.ucfathletics.com

BASEBALL FACTS

2007 Record: 27-32
2007 C-USA Record: 7-17
2007 C-USA Championship: 1-2
2007 Postseason: n/a
NCAA Appearances: 9
NCAA Record: 12-18
All-Time Record: 1,200-767-10 (.610)
Letterwinners R/L: 21/11
Starters R/L: 8/1



(2) JAY BERGMAN

Alma Mater: Rollins '63
Career Record: 1,183-688-3 (31)
Record at UCF: 967-575-5 (25)
Assistants:
(38) Craig Cozart (UCF '96)
(23) Bryan Peters (USF '97)
(39) Rich Wallace (UCF '04)
Office Phone: 407/823-0140



Dr. John C. Hitt
President



Keith R. Tribble
Athletics Director



Jessica Reo
SWA



Brian Ormiston
Baseball SID



Jay Bergman Field




2008 ROSTER

No.	Player	Pos.	B/T	Ht.	Wt.	Year	Hometown/Previous School
1	Evan Stobbs	INF/RHP	R/R	6-2	215	Fr.	Myakka City, Fla./Sarasota
3	Tyson Auer	OF	R/R	6-0	190	Sr.	Longwood, Fla./Lake Mary
5	Eric Kallstrom	INF	R/R	5-10	180	Jr.	Southwest Ranches, Fla./Cypress Bay
6	Nick Choto	INF	S/R	5-9	160	Jr.	Lecanto, Fla./Nova Southeastern
7	Dwayne Bailey	INF	R/R	6-2	185	Sr.	Tampa, Fla./South Florida CC
8	Brandon Romans	C	R/R	6-1	220	Jr.	Cocoa, Fla./Birmingham-Southern
9	Josh Siebenaler	INF/OF	L/R	5-9	165	Jr.	Mulberry, Fla./Polk CC
10	Cody Allen	RHP	R/R	6-1	200	Fr.	Orlando, Fla./Boone
11	Cory Weech	RHP	R/R	6-2	200	So.	Southwest Ranches, Fla./Broward CC
12	Matt Lambert	OF	L/R	5-11	180	Sr.	Chesterton, Ind./Chesterton
14	Shane Brown	C/INF	R/R	5-10	175	So.	Winter Park, Fla./Winter Park
15	Mitch Houck	LHP	L/L	6-2	220	So.	Weston, Fla./Cypress Bay
16	Kyle Mills	INF	R/R	5-9	160	So.	Palm Harbor, Fla./Dunedin
17	Caleb Graham	RHP	R/R	6-3	195	Jr.	Lutz, Fla./Florida State
19	Stephen Branca	INF	R/R	6-1	175	Fr.	Valrico, Fla./Newsome
20	Chadd Hartman	OF	L/R	6-0	190	Jr.	Windermere, Fla./Olympia
21	Rob Lara	C	R/R	6-2	215	Jr.	Fort Lauderdale, Fla./LSU
22	Ryan Richardson	OF	R/R	6-3	195	Sr.	Lake Mary, Fla./Seminole CC
24	Carmine Giardina	LHP	L/L	6-3	210	So.	Valrico, Fla./Durant
25	Austin Hudson	RHP	R/R	6-4	185	So.	Orlando, Fla./Boone
26	Matt Manning	RHP/OF	R/R	5-11	180	Jr.	Melbourne, Fla./Brevard CC
27	Matt Goodyear	RHP	R/R	6-1	195	So.	Melbourne, Fla./Eau Gallie
28	Colin Arnold	OF	R/R	6-2	195	Jr.	Palm Beach Gardens, Fla./Daytona Beach CC
29	Kyle Sweat	RHP	R/R	6-3	200	Jr.	Apopka, Fla./Apopka
30	Brian Griggs	LHP	R/L	5-11	195	Sr.	Melbourne, Fla./Alabama
31	Justin Weiss	RHP	R/R	6-0	205	Jr.	Miami, Fla./Killian
32	Tim Russell	C	L/R	6-0	215	Sr.	Maitland, Fla./Polk CC
33	Kiko Vazquez	INF	R/R	6-3	220	Jr.	Sebring, Fla./Sebring
34	Mitch Herold	LHP	L/L	6-0	200	Jr.	Merritt Island, Fla./Cocoa
35	Chris Duffy	INF	L/R	6-2	210	So.	Orlando, Fla./Cypress Creek
36	Jaager Good	RHP	R/R	6-0	190	Sr.	Atlanta, Ga./Riverwood
37	Paul Cinder	RHP	R/R	6-9	235	Sr.	Longwood, Fla./Embry-Riddle
44	Brennan Dobbins	RHP	R/R	6-3	200	Fr.	Longwood, Fla./Lake Brantley

ALPHABETICAL ROSTER

No.	Player	Pos.	No.	Player	Pos.
10	Cody Allen	RHP	15	Mitch Houck	LHP
28	Colin Arnold	OF	25	Austin Hudson	RHP
3	Tyson Auer	OF	5	Eric Kallstrom	INF
7	Dwayne Bailey	INF	12	Matt Lambert	OF
19	Stephen Branca	INF	21	Rob Lara	C
14	Shane Brown	C	26	Matt Manning	RHP
6	Nick Choto	INF	16	Kyle Mills	INF
37	Paul Cinder	RHP	22	Ryan Richardson	OF
44	Brennan Dobbins	RHP	8	Brandon Romans	C
35	Chris Duffy	INF	32	Tim Russell	C
24	Carmine Giardina	LHP	9	Josh Siebenaler	INF/OF
36	Jaager Good	RHP	1	Evan Stobbs	INF/RHP
27	Matt Goodyear	RHP	29	Kyle Sweat	RHP
17	Caleb Graham	RHP	33	Kiko Vazquez	INF
30	Brian Griggs	LHP	11	Cory Weech	RHP
20	Chadd Hartman	OF	31	Justin Weiss	RHP
34	Mitch Herold	LHP			



Jaager Good

UCF

52

2008 C. USA BASEBALL

C. USA™



UCF

53

2008 C USA BASEBALL



2008 SCHEDULE

FEBRUARY

22	FLORIDA A&M	6:30p
23	FLORIDA A&M	1:00p
24	FLORIDA A&M	1:00p
25	MISSOURI	3:00p
29	CENTRAL MICHIGAN	6:30p

MARCH

1	CENTRAL MICHIGAN	1:00p
2	CENTRAL MICHIGAN	1:00p
4	JACKSONVILLE	6:30p
5	at Jacksonville	4:00p
7	MONMOUTH	6:30p
8	MONMOUTH	1:00p
9	MONMOUTH	1:00p
11	PITTSBURGH	6:30p
12	at Stetson	7:00p
15	SIENA (DH)	1:00p
16	SIENA	1:00p
17	WAGNER	6:30p
18	WAGNER	6:30p
19	WAGNER	6:30p
21	at Southern Miss	7:30p
22	at Southern Miss	4:00p
23	at Southern Miss	2:00p
25	NORTH FLORIDA	6:30p
26	at Florida Gulf Coast	6:00p
28	EAST CAROLINA	6:30p
29	EAST CAROLINA	6:30p
30	EAST CAROLINA	1:00p

APRIL

1	USF	6:30p
2	FLORIDA GULF COAST	6:30p
4	at Houston	7:30p
5	at Houston	7:30p
6	at Houston	2:00p
8	USF	6:30p
9	STETSON	6:30p
11	MEMPHIS	6:30p
12	MEMPHIS	6:30p
13	MEMPHIS	Noon
15	at North Florida	7:00p
18	at Marshall (CH)	7:00p
19	at Marshall (CH)	1:00p
20	at Marshall (CH)	10:00a
25	RICE	6:30p
26	RICE	6:30p
27	RICE	1:00p
29	at USF	7:00p

MAY

2	at Tulane	7:00p
3	at Tulane	7:00p
4	at Tulane	2:00p
6	at USF	7:00p
9	UAB	6:30p
10	UAB	6:30p
11	UAB	1:00p
15	CLEMSON	6:30p
16	CLEMSON	6:30p
17	CLEMSON	6:30p
21-25	at Conference USA Championship (New Orleans, La.)	

All times Eastern and subject to change.

HOME GAMES IN CAPS. **Conference games in bold.**

CH - Charleston, W. Va.

2007 RESULTS

FEBRUARY

3	FLORIDA INTERNATIONAL	L	3-5	0-1
4	FLORIDA INTERNATIONAL	W	9-3	1-1
9	(15) TCU	L	1-10	1-2
10	(15) TCU	L	1-12	1-3
11	(15) TCU	W	8-6	2-3
16	MARYLAND	L	4-16	2-4
17	MARYLAND	L	7-9	2-5
18	MARYLAND	W	4-3	3-5
23	at LSU	L	1-4	3-6
24	at LSU	L	6-13	3-7
25	at LSU	W	5-4	4-7
27	MICHIGAN	W	7-6 (10)	5-7

MARCH

2	MONMOUTH	L	4-7	5-8
3	MONMOUTH	W	11-10	6-8
4	MONMOUTH	L	4-13	6-9
6	MICHIGAN STATE	W	7-5	7-9
7	NORTHEASTERN	W	5-2	8-9
9	MASSACHUSETTS	W	6-1	9-9
10	MASSACHUSETTS	W	5-2	10-9
11	MASSACHUSETTS	W	7-1	11-9
13	ARMY	W	12-4	12-9
16	RUTGERS	W	10-8	13-9
17	RUTGERS	L	3-4	13-10
18	RUTGERS	W	4-0	14-10
23	HOUSTON	L	2-10	14-11
24	HOUSTON	L	0-3	14-12
25	HOUSTON	L	2-7	14-13
26	HARVARD	W	7-3	15-13
27	at Stetson	W	4-3 (11)	16-13
30	at UAB	L	5-15	16-14
31	at UAB	L	1-2	16-15
31	at UAB	L	7-9	16-16

APRIL

3	at USF	L	4-11	16-17
6	SOUTHERN MISS	W	5-4 (10)	17-17
7	SOUTHERN MISS	L	3-8	17-18
8	SOUTHERN MISS	L	0-10	17-19
10	at (16) Florida	W	6-2	18-19
17	at USF	L	5-10	18-20
20	at (6) Rice	L	1-10	18-21
21	at (6) Rice	L	2-4	18-22
22	at (6) Rice	L	0-8	18-23
24	USF	W	11-4	19-23
27	TULANE	W	7-6	20-23
28	TULANE	W	4-3	21-23
29	TULANE	W	8-4	22-23

MAY

2	STETSON	L	7-10	22-24
4	at Memphis	W	9-6	23-24
5	at Memphis	L	3-7	23-25
6	at Memphis	L	9-10	23-26
8	at (28) Stetson	W	14-3	24-26
11	at East Carolina	L	6-8	24-27
12	at East Carolina	L	7-8	24-28
13	at East Carolina	L	8-13	24-29
17	MARSHALL	W	8-6	25-29
18	MARSHALL	W	8-7	26-29
19	MARSHALL	L	3-6	26-30
23-27	at C-USA Championship (Greenville, N.C.)			
23	vs. Rice	L	6-16	26-31
24	vs. Houston	W	1-0	27-31
24	vs. Memphis	L	6-12	27-32

HOME GAMES IN CAPS. **Conference games in bold.**

2007 STATISTICS

Record: 27-32 C-USA: 7-17

BATTING

Player	AVG	GP-GS	AB	R	H	2B	3B	HR	RBI	TB	SLG%	BB	HBP	SO	GDP	OB%	SF	SH	SB-ATT	PO	A	E	FLD%
Vazquez	.364	59-58	206	36	75	17	1	9	57	121	.587	32	13	21	6	.467	6	1	1-2	510	18	8	.985
Auer	.356	58-57	233	46	83	12	2	0	31	99	.425	20	3	33	4	.406	5	2	27-34	140	6	4	.973
Richardson	.313	58-56	201	30	63	9	1	1	19	77	.383	14	1	38	3	.356	3	6	12-12	94	3	7	.933
Duffy	.283	57-50	184	27	52	9	0	8	34	85	.462	16	3	47	3	.350	0	0	1-1	27	78	19	.847
Kallstrom	.269	58-57	208	31	56	4	0	4	32	72	.346	17	4	26	7	.335	1	5	1-3	75	166	17	.934
Hartman	.247	57-53	170	24	42	1	3	0	19	49	.288	20	9	45	0	.350	4	5	8-10	87	4	6	.938
Bailey	.232	56-55	190	33	44	5	2	0	17	53	.279	25	1	33	4	.324	0	11	19-20	112	158	10	.964
Horwath	.336	41-37	143	24	48	13	2	1	13	68	.476	15	3	16	8	.402	3	1	2-4	1	3	3	.571
Mills	.324	22-8	37	7	12	2	0	0	5	14	.378	2	1	3	2	.366	1	1	1-1	15	23	1	.974
Romans	.274	42-35	124	21	34	3	1	1	15	42	.339	15	10	18	2	.396	0	1	0-0	191	24	5	.977
Brown	.267	38-24	101	16	27	4	1	0	12	33	.327	18	3	21	3	.393	0	4	3-4	106	17	4	.969
Maulbetsch	.238	14-3	21	1	5	0	0	0	3	5	.238	0	0	5	1	.238	0	0	1-1	1	14	5	.750
Bennett	.235	17-1	17	2	4	1	0	0	2	5	.294	1	2	1	0	.350	0	0	0-0	2	0	1	.667
Russell	.211	35-6	38	1	8	1	0	0	2	9	.237	2	2	7	1	.286	0	0	0-1	19	0	0	1.000
Stropp	.197	33-20	66	5	13	3	0	0	7	16	.242	5	5	20	3	.295	2	1	0-0	123	17	3	.979
Williams	.176	11-7	34	4	6	0	0	1	2	9	.265	1	0	11	0	.200	0	1	1-1	15	1	0	1.000
Bissell	.063	11-2	16	0	1	0	0	0	1	1	.063	0	0	9	0	.063	0	0	0-0	3	0	0	1.000
Lambert	.000	20-0	12	3	0	0	0	0	1	0	.000	0	0	3	1	.000	1	0	0-0	4	0	0	1.000
Choto	.000	11-2	4	2	0	0	0	0	0	0	.000	1	0	1	0	.200	0	2	0-0	2	6	2	.800
McClung	.000	1-0	0	0	0	0	0	0	0	0	.000	0	0	0	0	.000	0	0	0-0	1	6	1	.875

Totals	.286	59-59	2005	313	573	84	13	25	272	758	.378	204	60	358	48	.365	26	41	77-94	1546	637	101	.956
Opponents	292	59-59	2067	397	603	90	7	34	337	809	.391	260	54	421	34	.382	18	40	101-130	1534	681	82	.964

LOB - Team (470), Opp (496) DPs turned - Team (44), Opp (55) TPs turned - Team (1) IBB - Team (12), Vazquez 7, Romans 2, Duffy 1, Auer 1, Kallstrom 1, Opp (6) Picked off - Auer 2, Hartman 2, Richardson 1, Bailey 1, Romans 1

PITCHING (All games sorted by ERA)

Player	ERA	W-L	APP	GS	CG	SHO/CBO	SV	IP	H	R	ER	BB	SO	2B	3B	HR	AB	B/Avg	WP	HBP	BK	SFA	SHA
Good	3.89	5-5	16	15	0	0/2	0	88.0	90	49	38	32	62	15	0	4	337	267	9	4	0	6	9
Sweat	5.62	4-5	17	10	0	0/0	1	65.2	79	51	41	16	38	14	1	7	268	295	7	5	1	3	5
Weiss	1.38	4-1	25	0	0	0/2	9	32.2	24	9	5	11	30	3	0	3	118	203	0	3	0	1	2
Brooks	2.42	4-1	24	2	0	0/1	1	44.2	45	22	12	20	29	9	1	1	179	251	2	7	0	0	2
Houck	4.50	1-5	7	6	0	0/0	0	30.0	31	19	15	17	33	1	0	0	114	272	8	0	2	1	2
Giardina	4.97	1-2	8	4	0	0/0	0	25.1	28	20	14	16	28	2	1	1	102	275	11	2	0	0	0
Maulbetsch	5.50	0-0	10	2	0	0/0	0	18.0	26	12	11	10	11	4	0	0	74	351	1	2	0	0	0
Hudson	5.52	1-0	22	2	0	0/0	0	44.0	59	31	27	15	29	6	0	1	178	331	7	3	0	2	8
Bordwine	6.97	3-3	16	6	0	0/0	0	41.1	50	34	32	30	44	6	0	4	165	303	4	4	3	0	3
McClung	7.06	1-0	10	0	0	0/0	0	21.2	23	23	17	11	9	6	0	5	85	271	3	4	1	0	2
Abriola	7.25	1-2	22	1	0	0/0	0	36.0	54	35	29	22	30	8	2	2	161	335	15	7	1	1	1
Goodyear	9.00	0-0	3	0	0	0/0	0	3.0	4	6	3	6	5	1	0	1	13	308	2	2	0	0	1
English	9.86	2-5	12	6	0	0/0	0	38.1	52	48	42	29	39	11	1	4	156	333	2	8	1	4	2
Herold	10.46	0-3	16	5	0	0/0	0	26.2	38	38	31	25	34	4	1	1	117	325	2	3	1	0	3

Totals	5.54	27-32	59	59	0	2/2	11	515.1	603	397	317	260	421	90	7	34	2067	.292	73	54	10	18	40
Opponents	4.59	32-27	59	59	3	3/2	13	511.1	573	313	261	204	358	84	13	25	2005	.286	34	60	8	26	41

PB - Team (12), S Stropp 6, S Brown 5, B Romans 1, Opp (10) Pickoffs - Team (8), M Houck 2, J Weiss 1, B Romans 1, Maulbetsch 1, J Good 1, C Giardina 1, D Abriola 1, Opp (7) SBA/ATT - B Romans (46-53), S Stropp (31-39), S Brown (24-30), J Good (21-24), K Sweat (12-16), E English (12-15), M Herold (12-12), C Giardina (8-11), M McClung (6-9), D Abriola (6-8), A Hudson (6-8), J Weiss (5-7), B Bordwine (4-7), B Brooks (5-6), Maulbetsch (3-3), M Houck (0-3), M Goodyear (1-1)

UCF

54

2008 C-USA BASEBALL

C-USA™

2007 STANDINGS

	C-USA				All Games				
	W-L	Pct.	H	A	W-L	Pct.	H	A	N
x,y Rice	22-2	.917	12-0	10-2	56-14	.800	33-3	14-6	9-5
East Carolina	14-9	.609	7-5	7-4	40-23	.635	31-12	8-10	1-1
Southern Miss	14-10	.583	7-5	7-5	39-23	.629	23-7	10-13	6-4
Houston	12-12	.500	3-9	9-3	28-28	.500	11-14	13-9	4-4
Memphis	12-12	.500	7-5	5-7	36-27	.571	20-8	11-15	6-4
UAB	12-12	.500	5-7	7-5	25-33	.431	16-16	9-15	0-2
Tulane	9-15	.375	4-8	5-7	34-26	.567	24-14	7-13	2-0
UCF	7-17	.292	5-7	1-11	27-32	.458	21-15	5-15	1-2
Marshall	5-18	.217	2-9	3-9	21-32	.396	16-11	5-21	0-0

x- regular season champion

x- tournament champion

STANDINGS/
POSTSEASON
RESULTS

55

2008 C-USA BASEBALL

2007 POSTSEASON RESULTS

C-USA CHAMPIONSHIP (Greenville, N.C.)

Wed., May 23

(5) Memphis 12, (4) Houston 4
(1) Rice 16, (8) UCF 6
(3) Southern Miss 9, (6) UAB 5
(2) East Carolina 4, (7) Tulane 2

Thu., May 24

UCF 1, Houston 0
Tulane 13, UAB 5
Rice 7, Memphis 5
East Carolina 2,
Southern Miss 1 (10 inn.)

Fri., May 26

Memphis 12, UCF 6
Tulane 6, Southern Miss 2

Sat., May 27

Memphis 2, Rice 1
East Carolina 9, Tulane 4
Rice 20, Memphis 9

Sun., May 28

Championship Game
Rice 16, East Carolina 8

NCAA CHAMPIONSHIP

COLLEGE WORLD SERIES

(Omaha, Neb.)

Fri., June 15

(1) Rice 15, Louisville 10

Sun., June 17

(1) Rice 14, North Carolina 4

Wed., June 20

North Carolina 6, (1) Rice 1

Thu., June 21

North Carolina 7, (1) Rice 4

HOUSTON SUPER REGIONAL

(Houston, Texas)

Fri., June 8

(1) Rice 3, (6) Texas A&M 2 (10 inn.)

Sat., June 9

(1) Rice 5, (6) Texas A&M 2

HOUSTON REGIONAL

(Houston, Texas)

Fri., June 1

(1) Rice 5, (4) Prairie View 0

Sat., June 2

Rice 6, TCU 3

Sun., June 3

Rice 3, TCU 1 (Rice advances)

CHAPEL HILL REGIONAL

(Chapel Hill, N.C.)

Fri., June 1

(2) East Carolina 9,
(3) Western Carolina 8

Sat., June 2

North Carolina 11,
East Carolina 10

Sun., June 3

Western Carolina 9,
East Carolina 6

OXFORD REGIONAL

(Oxford, Miss.)

Fri., June 1

(2) Southern Miss 14,
(3) Troy 1

Sat., June 2

Ole Miss 4, Southern Miss 0

Sun., June 3

Sam Houston State 12,
Southern Miss 11 (11 inn.)

NASHVILLE REGIONAL

(Nashville, Tenn.)

Fri., June 1

(2) Michigan 10, (3) Memphis 7

Sat., June 2

Austin Peay 18, Memphis 7

C-USA



2007 AWARDS

56

2008 C. USA BASEBALL

PLAYER OF THE YEAR

Joe Savery, Rice

PITCHER OF THE YEAR

Ryne Tacker, Rice

FRESHMAN OF THE YEAR

Ryan Berry, Rice

NEWCOMER OF THE YEAR

Jimmy Cesario, OF, Houston

KEITH LECLAIR COACH OF THE YEAR

Wayne Graham, Rice

FIRST TEAM ALL-CONFERENCE

- IF Brian Friday, Sr., Rice
- IF Joe Savery, Jr., Rice
- IF Trey Sutton, Jr., Southern Miss
- IF Kiko Vazquez, So., UCF
- OF J.R. Bond, Sr., UAB
- OF Jimmy Cesario, So., Houston
- OF Harrison Eldridge, Jr., East Carolina
- C Danny Sawyer, Sr., UAB
- DH/UT Joey Lieberman, Sr., Memphis
- P Ryan Berry, Fr., Rice
- P Shooter Hunt, So., Tulane
- P Wes Musick, Fr., Houston
- P Ryne Tacker, Sr., Rice
- RP Shane Mathews, Jr., East Carolina

SECOND TEAM ALL-CONFERENCE

- IF Adam Amar, Sr., Memphis
- IF Dale Mollenhauer, Jr., East Carolina
- IF Bill Moss, Sr., Memphis
- IF Michael Murray, Sr., Memphis
- OF Tyson Auer, Jr., UCF
- OF Jared Gayheart, So., Rice
- OF Ryan Tousley, Sr., East Carolina
- C Luis Flores, So., Houston
- DH/UT Aaron Luna, So., Rice
- P Ryan Belanger, Sr., Southern Miss
- P T.J. Hose, Jr., East Carolina
- P Sean Morgan, Jr., Tulane
- P Joe Savery, Jr., Rice
- RP Patrick Ezell, Sr., Southern Miss

ALL-FRESHMAN TEAM

- JR Ballinger, P, Southern Miss
- Ryan Berry, P, Rice
- Preston Claiborne, P, Tulane
- Shay Crawford, P, UAB
- Chris Duffy, 3B, UCF
- Jonathan Merritt, SS, UAB
- Wes Musick, P, Houston
- Zak Presley, OF, Houston
- Kyle Roller, DH, East Carolina
- Diego Seastrunk, IF, Rice
- Josh Valle, IF, Marshall

C-USA ALL-TOURNAMENT TEAM

- C Danny Lehmann, Rice
- IF Adam Amar, Memphis
- IF Stephen Batts, East Carolina
- IF Bill Moss, Memphis
- IF Joe Savery, Rice
- OF Harrison Eldridge, East Carolina
- OF Josh Irvin, Memphis
- OF Anthony Scelfo, Tulane
- DH Aaron Luna, Rice
- P Barry Bowden, Southern Miss
- P Jaeger Good, UCF
- P Matt Langwell, Rice
- P Shane Mathews, East Carolina

MVP: Aaron Luna, Rice

HITTERS OF THE WEEK

- F12 Jimmy Cesario DH Houston
- F19 Brendan Murphy 1B Marshall
- F26 Aaron Luna IF/OF Rice
- M5 Bill Moss 2B Memphis
- Nate Simon OF/DH Tulane
- M12 Kiko Vazquez IF UCF
- M19 Tyson Auer CF UCF
- M26 Harrison Eldridge OF East Carolina
- A2 Bill Moss 2B Memphis
- A9 Michael Murray SS Memphis
- A16 Jess Buenger 2B/DH Rice
- A23 Tommy Johnson C Marshall
- A30 Matt Horwath DH UCF
- MY7 Michael Ewing OF Southern Miss
- MY14 Ryan Lormand 2B Houston
- Ryan Keedy IF UAB
- MY21 Aaron Luna OF/DH Rice

PITCHERS OF THE WEEK

- F12 Ryan Berry RHP Rice
- F19 Sean Morgan RHP Tulane
- F26 Ryan Belanger RHP Southern Miss
- M5 David Clark RHP Southern Miss
- M12 T.J. Hose RHP East Carolina
- Todd McInnis RHP Southern Miss
- M19 Sean Morgan RHP Tulane
- M26 Wes Musick LHP Houston
- A2 Ben Grisham RHP Memphis
- A9 Ryan Berry RHP Rice
- A16 Kyle Sweat RHP UCF
- A23 Aaron Brown RHP Houston
- A30 Barry Bowden RHP Southern Miss
- MY7 T.J. Hose RHP East Carolina
- MY14 Ryan Berry RHP Rice
- MY21 Ryan Belanger RHP Southern Miss

NATIONAL PLAYERS OF THE WEEK

PRO-LINE ATHLETIC/NCBWA

- A9 Ryan Berry RHP Rice
- MY 1 Matt Horwath 3B UCF
- MY22 Ryan Belanger RHP Southern Miss

NCAA ALL-COLLEGE WORLD SERIES

- 3B Diego Seastrunk, Rice

NCAA ALL-REGIONAL HONORS

HOUSTON REGIONAL

- C Danny Lehmann, Rice
- 1B Joe Savery, Rice
- OF Jared Gayheart, Rice
- OF Tyler Henley, Rice
- P Matt Langwell, Rice

Most Outstanding Player: Joe Savery, Rice

CHAPEL HILL REGIONAL

- C Corey Kemp, East Carolina
- 1B Stephen Batts, East Carolina
- OF Jamie Ray, East Carolina

OXFORD REGIONAL

- SS Brian Dozier, Southern Miss
- 3B Chris Matesich, Southern Miss
- RHP Ryan Belanger, Southern Miss

NASHVILLE REGIONAL

- 1B Adam Amar, Memphis

C-USA ALL-AMERICANS

ABCA

FIRST TEAM

- UT Joe Savery Jr. Rice

SECOND TEAM

- RHP Ryan Berry Fr. Rice

BASEBALL AMERICA

FIRST TEAM

- UT Joe Savery Jr. Rice

COLLEGIATE BASEBALL

FIRST TEAM

- UT Joe Savery Jr. Rice

THIRD TEAM

- RHP Ryan Berry Fr. Rice
- RHP Ryne Tacker Sr. Rice

NCBWA

FIRST TEAM

- UT Joe Savery Jr. Rice

THIRD TEAM

- 1B Trey Sutton Jr. Southern Miss
- DH Aaron Luna So. Rice

RIVALS.COM

FIRST TEAM

- UT Joe Savery Jr. Rice

SECOND TEAM

- LHP Bobby Bramhall Jr. Rice

FRESHMAN ALL-AMERICANS

COLLEGIATE BASEBALL FRESHMAN ALL-AMERICANS

- RHP Ryan Berry Rice
- RHP Wes Musick Houston
- IF Diego Seastrunk Rice

RIVALS.COM FRESHMAN ALL-AMERICANS

First Team

- RHP Ryan Berry Rice

Second Team

- RHP Wes Musick Houston

C-USA ALL-ACADEMIC TEAM

- Jimmy Cesario, Houston
- Josh Stirneman, Houston
- Ben Grisham, Memphis
- Michael Murray, Memphis
- Brian Friday, Rice
- Danny Lehmann, Rice
- Ryne Tacker, Rice
- Patrick Ezell, Southern Miss
- Trey Sutton, Southern Miss
- Matt Horwath, UCF
- Kiko Vasquez, UCF

C-USA NATIONAL ACADEMIC HONORS

ACADEMIC ALL-AMERICANS

First Team

- Patrick Ezell, P, Southern Miss

- Trey Sutton, 2B, Southern Miss

Second Team

- Brian Friday, IF, Rice

- Josh Stirneman, 1B, Houston

Third Team

- Ryne Tacker, P, Rice

ACADEMIC ALL-DISTRICT

District 5 First Team

- Michael Murray, IF, Memphis

District 6 First Team

- Patrick Ezell, P, Southern Miss

- Brian Friday, IF, Rice

- Trey Sutton, 2B, Southern Miss

- Josh Stirneman, 1B, Houston

- Ryne Tacker, P, Rice

District 6 Second Team

- Danny Lehmann, C, Rice





INDIVIDUAL LEADERS ALL GAMES

58

2008 C-USA BASEBALL



GAMES FINISHED

1. Mathews, ECU	37
2. Latham, TLN	26
3. J. Weiss, UCF	23
4. Yokley, MEM	22
5. Ezell, USM	20
6. Wolle, MAR	19
7. Bramhall, RICE	16
8. St.Clair, RICE	13
9. Wright, HOU	11
Conn, USM	11

GAMES IN RELIEF

1. Mathews, ECU	39
2. Neitz, ECU	35
3. Conn, USM	31
4. Latham, TLN	29
5. Bramhall, RICE	28
Claiborne, TLN	28
7. Yokley, MEM	26
Ruhlman, ECU	26
9. 3 tied at	25

SAC BUNTS ALLOWED

1. Berry, RICE	12
2. Hose, ECU	11
3. Neitz, ECU	10
Hunt, TLN	10
5. J. Good, UCF	9
Savery, RICE	9
Gomes, TLN	9
8. A. Hudson, UCF	8
Slone, MAR	8
Loup, TLN	8

SAC FLIES ALLOWED

1. Hudgens, MEM	10
2. Joseph, D., HOU	7
3. S. Crawford, UAB	6
Clark, USM	6
Chrisman, MAR	6
McGregor, MEM	6
J. Good, UCF	6
8. 4 tied at	5

LOSSES

1. Chrisman, MAR	6
Gomes, TLN	6
Hunt, TLN	6
Brown, HOU	6
Wolle, MAR	6
Touchton, HOU	6
7. 10 tied at	5

RUNNERS PICKED OFF

1. Flores, L., HOU	6
2. Brown, HOU	4
D. Sawyer, UAB	4
B. Styes, UAB	4
5. Sasser, ECU	3
Kemp, ECU	3
7. 10 tied at	2

WILD PITCHES

1. Brown, HOU	17
2. D. Abriola, UCF	15
3. Blain, MAR	14
4. Morgan, TLN	12
Clark, USM	12
Bowden, USM	12
7. C. Giardina, UCF	11
8. 4 tied at	10

BALKS

1. Joseph, D., HOU	8
2. Kiel, MAR	6
3. St.Clair, RICE	4
Slone, MAR	4
5. 7 tied at	3

HIT BATTERS

1. Berry, RICE	16
2. Hunt, TLN	13
3. Belanger, USM	11
4. Bowden, USM	10
Laird, HOU	10
Dobies, MAR	10
Slone, MAR	10
Kelley, RICE	10
9. 3 tied at	9

INTENTIONAL BB ALLOWED

1. Neitz, ECU	7
2. Davis, D., MEM	4
3. Mathews, ECU	3
Ezell, USM	3
J. Weiss, UCF	3
Berry, RICE	3
7. 6 tied at	2

HITS ALLOWED

1. Tacker, RICE	61
2. Langwell, RICE	63
3. Chrisman, MAR	70
4. Dowdy, ECU	71
5. Kloskowski, UAB	77
6. Kelley, RICE	79
K. Sweat, UCF	79
8. B. Wallace, UAB	81
9. Savery, RICE	82
10. Clark, USM	85

RUNS ALLOWED

1. Tacker, RICE	26
2. Langwell, RICE	29
3. Savery, RICE	35
4. Dowdy, ECU	37
Musick, HOU	37
6. Belanger, USM	38
Kelley, RICE	38
8. Kloskowski, UAB	39
9. Hunt, TLN	40
10. Bowden, USM	42

EARNED RUNS ALLOWED

1. Langwell, RICE	22
2. Tacker, RICE	24
3. Kelley, RICE	29
Hunt, TLN	29
5. Belanger, USM	30
Dowdy, ECU	30
7. Savery, RICE	31
Musick, HOU	31
9. B. Wallace, UAB	33
10. Bowden, USM	34

WALKS ALLOWED

1. Dowdy, ECU	15
2. K. Sweat, UCF	16
3. Gomes, TLN	18
Belanger, USM	18
5. Tacker, RICE	21
6. McGregor, MEM	24
7. Chrisman, MAR	25
Grisham, MEM	25
9. Dobies, MAR	26
10. Kelley, RICE	28

DOUBLES ALLOWED

1. Belanger, USM	6
2. Tacker, RICE	7
3. McGregor, MEM	8
4. Langwell, RICE	9
5. Sasser, ECU	10
Bowden, USM	10
Dowdy, ECU	10
Hunt, TLN	10
Chrisman, MAR	10
10. Kloskowski, UAB	11

TRIPLES ALLOWED

1. J. Good, UCF	0
B. Wallace, UAB	0
Kelley, RICE	0
Hunt, TLN	0
Bowden, USM	0
6. Clark, USM	1
K. Sweat, UCF	1
Brown, HOU	1
Grisham, MEM	1
Savery, RICE	1

HOME RUNS ALLOWED

1. B. Wallace, UAB	0
2. Savery, RICE	2
3. Hunt, TLN	3
Tacker, RICE	3
5. J. Good, UCF	4
Gomes, TLN	4
Belanger, USM	4
8. Kloskowski, UAB	5
Chrisman, MAR	5
Langwell, RICE	5

FIELDING LEADERS

FIELDING PCT

1. Barto, TLN	1.000
B. Davis, USM	1.000
Lembeck, RICE	1.000
L. Patmon, UAB	1.000
5. Sutton, USM	.995
6. Lehmann, RICE	.994
7. Stirneman, HOU	.994
8. Savery, RICE	.992
9. R. Keedy, UAB	.992
10. Amar, MEM	.991

CHANCES

1. Amar, MEM	567
2. Sutton, USM	552
3. K. Vazquez, UCF	536
4. Batts, ECU	530
5. Savery, RICE	520
6. Lehmann, RICE	517
7. Stirneman, HOU	516
8. R. Keedy, UAB	509
9. Guidry, TLN	452
10. Dyer, TLN	410

PUTOUTS

1. Amar, MEM	529
2. Sutton, USM	527
3. K. Vazquez, UCF	510
4. Stirneman, HOU	478
5. Batts, ECU	475
6. R. Keedy, UAB	469
7. Savery, RICE	465
8. Lehmann, RICE	461
9. Guidry, TLN	402
10. Dyer, TLN	360

ASSISTS

1. Friday, RICE	249
2. Dozier, USM	203
3. Murray, MEM	199
4. Wood, ECU	174
5. E. Kallstrom, UCF	166
6. Moss, MEM	161
7. D. Bailey, UCF	158
8. J. Ewing, USM	155
9. J. Merritt, UAB	154
10.2 tied at	153

FIELDING DOUBLE PLAYS

1. Friday, RICE	57
2. Batts, ECU	52
3. Savery, RICE	49
Amar, MEM	49
R. Keedy, UAB	49
6. Moss, MEM	44
7. Sutton, USM	42
8. J. Merritt, UAB	39
Wood, ECU	39
10.3 tied at	37

PASSED BALLS

1. Flores, L., HOU	13
2. Kemp, ECU	12
3. Kirkland, MEM	8
D. Sawyer, UAB	8
5. Dyer, TLN	7
6. B. Shelley, UAB	6
Harst, USM	6
S. Stropp, UCF	6
9. S. Brown, UCF	5
10. Ledford, MAR	4

CATCHERS INTERFERENCE

1. Ledford, MAR	2
Kirkland, MEM	2
Dyer, TLN	2
4. Harst, USM	1

STEAL ATTEMPTS AGAINST

1. Dyer, TLN	70
2. Flores, L., HOU	69
3. Ledford, MAR	65
4. Kirkland, MEM	57
5. T. Johnson, MAR	56
6. B. Romans, UCF	53
7. D. Sawyer, UAB	47
8. S. Stropp, UCF	39
9. 3 tied at	32

STOLEN BASES AGAINST

1. Dyer, TLN	59
Flores, L., HOU	59
3. Ledford, MAR	55
4. T. Johnson, MAR	47
5. Kirkland, MEM	46
B. Romans, UCF	46
7. D. Sawyer, UAB	35
8. S. Stropp, UCF	31
9. Fennell, MEM	28
10. Blain, MAR	25

CAUGHT STEALING BY

1. Lehmann, RICE	15
2. Burger, USM	14
3. Reagan, RICE	12
D. Sawyer, UAB	12
5. Kemp, ECU	11
Dyer, TLN	11
Kirkland, MEM	11
8. Ledford, MAR	10
Flores, L., HOU	10
10.2 tied at	9

ERRORS

1. Murray, MEM	25
R. Lovdahl, UAB	25
3. Friday, RICE	20
J. Merritt, UAB	20
5. C. Duffy, UCF	19
6. Norrid, MEM	18
7. E. Kallstrom, UCF	17
8. Helm, MAR	16
Seastrunk, RICE	16
10. J.Ewing, USM	15

BATTING LEADERS**BATTING AVG**

1. Rice	.311
2. Memphis	.302
3. UAB	.296
4. East Carolina	.291
5. Tulane	.290
6. Southern Miss	.287
7. UCF	.286
8. Houston	.285
9. Marshall	.282

SLUGGING PCT

1. Rice	.466
2. Memphis	.459
3. East Carolina	.453
4. Southern Miss	.417
5. Houston	.407
6. UAB	.405
7. Tulane	.392
8. UCF	.378
9. Marshall	.377

ON BASE PCT

1. Rice	.405
2. Southern Miss	.384
3. Tulane	.382
4. UAB	.381
5. Memphis	.380
6. East Carolina	.374
7. Houston	.371
8. UCF	.365
9. Marshall	.358

RUNS SCORED

1. Rice	511
2. Memphis	431
3. East Carolina	403
4. Southern Miss	380
5. UAB	374
6. Houston	341
7. Tulane	335
8. UCF	313
9. Marshall	289

HITS

1. Rice	749
2. Memphis	665
3. East Carolina	621
4. Southern Miss	606
5. UAB	596
6. Tulane	579
7. UCF	573
8. Houston	543
9. Marshall	489

RUNS BATTED IN

1. Rice	460
2. Memphis	399
3. East Carolina	364
4. UAB	334
5. Southern Miss	330
6. Houston	309
7. Tulane	302
8. UCF	272
9. Marshall	247

DOUBLES

1. Rice	152
2. Memphis	137
3. Southern Miss	116
4. East Carolina	112
5. UAB	98
6. Houston	93
7. UCF	84

8. Tulane	81
9. Marshall	66

TRIPLES

1. UAB	25
2. Rice	21
3. East Carolina	14
4. UCF	13
5. Houston	11
6. Memphis	10
7. Tulane	9
8. Southern Miss	8
9. Marshall	5

HOME RUNS

1. East Carolina	68
2. Memphis	63
3. Rice	60
4. Southern Miss	48
5. Houston	39
6. Tulane	35
7. Marshall	30
8. UCF	25
9. UAB	24

TOTAL BASES

1. Rice	1123
2. Memphis	1011
3. East Carolina	965
4. Southern Miss	882
5. UAB	816
6. Tulane	783
7. Houston	775
8. UCF	758
9. Marshall	655

TOTAL PLATE APPEARANCES

1. Rice	2915
2. Memphis	2559
3. Southern Miss	2512
4. East Carolina	2504
5. Tulane	2398
6. UAB	2364
7. UCF	2336
8. Houston	2256
9. Marshall	2031

AT BATS

1. Rice	2412
2. Memphis	2201
3. East Carolina	2132
4. Southern Miss	2115
5. UAB	2016
6. UCF	2005
7. Tulane	1998
8. Houston	1906
9. Marshall	1737

WALKS

1. Rice	315
2. Southern Miss	278
3. Tulane	267
4. East Carolina	259
5. Memphis	243
6. Houston	239
7. UAB	226
8. UCF	204
9. Marshall	167

HIT BY PITCH

1. Rice	93
2. Southern Miss	68
3. UAB	65
4. UCF	60
5. Marshall	54
6. Memphis	49
7. Tulane	49

8. East Carolina	39
9. Houston	38

STRIKEOUTS

1. Rice	391
2. Memphis	389
3. Southern Miss	375
4. UAB	374
5. Houston	374
6. East Carolina	361
7. UCF	358
8. Tulane	324
9. Marshall	319

SAC BUNTS

1. Rice	60
2. Tulane	55
3. Marshall	45
4. Houston	45
5. East Carolina	43
6. UCF	41
7. Memphis	36
8. UAB	35
9. Southern Miss	32

SAC FLIES

1. Rice	34
2. East Carolina	30
3. Memphis	28
4. Houston	28
5. Tulane	28
6. Marshall	27
7. UCF	26
8. UAB	22
9. Southern Miss	18

STOLEN BASES

1. East Carolina	85
2. UAB	81
3. UCF	77
4. Houston	61
5. Memphis	61
6. Tulane	56
7. Rice	53
8. Southern Miss	44
9. Marshall	31

CAUGHT STEALING

1. East Carolina	29
2. Southern Miss	26
3. Tulane	25
4. Rice	21
5. Memphis	21
6. UAB	19
7. UCF	17
8. Marshall	16
9. Houston	14

STEAL ATTEMPTS

1. East Carolina	114
2. UAB	100
3. UCF	94
4. Memphis	82
5. Tulane	81
6. Houston	75
7. Rice	74
8. Southern Miss	70
9. Marshall	47

GROUNDING INTO DP

1. Rice	58
2. Tulane	50
3. UCF	48
4. UAB	47
5. Memphis	45
6. Southern Miss	44

7. Marshall	39
8. East Carolina	33
9. Houston	30

PITCHING LEADERS**EARNED RUN AVG**

1. Rice	3.04
2. Southern Miss	3.79
3. Tulane	3.94
4. East Carolina	4.01
5. UAB	5.21
6. Houston	5.33
7. UCF	5.54
8. Memphis	5.88
9. Marshall	6.57

OPPOSING BAT AVG

1. Rice	.236
2. Southern Miss	.261
3. East Carolina	.266
4. Tulane	.266
5. Houston	.290
6. UCF	.292
7. UAB	.292
8. Memphis	.299
9. Marshall	.303

INNINGS PITCHED

1. Rice	625.2
2. East Carolina	559.1
3. Memphis	545.0
4. Southern Miss	544.0
5. Tulane	528.0
6. UCF	515.1
7. UAB	504.2
8. Houston	493.0
9. Marshall	443.2

BATTERS STRUCK OUT

1. Rice	552
2. Tulane	486
3. East Carolina	432
4. UCF	421
5. Southern Miss	416
6. Memphis	356
7. Houston	312
8. Marshall	298
9. UAB	283

BATTERS SO OUT LOOKING

1. Rice	167
2. Tulane	152
3. East Carolina	145
4. UCF	127
5. Southern Miss	116
6. Memphis	115
7. Houston	111
8. Marshall	100
9. UAB	93


WINS

1. Rice	56
2. East Carolina	40
3. Southern Miss	39
4. Memphis	36
5. Tulane	34
6. Houston	28
7. UCF	27
8. UAB	25
9. Marshall	21

**TEAM LEADERS
ALL GAMES**

59

2008 C-USA BASEBALL





**TEAM LEADERS
ALL GAMES**

60

2008 C-USA BASEBALL



LOSSES

1. UAB	33
2. UCF	32
Marshall	32
4. Houston	28
5. Memphis	27
6. Tulane	26
7. East Carolina	23
Southern Miss	23
9. Rice	14

SAVES

1. Rice	21
2. East Carolina	15
3. Memphis	15
4. Southern Miss	14
Houston	13
Tulane	13
7. UCF	11
8. UAB	9
9. Marshall	8

RUNNERS PICKED OFF

1. Houston	13
2. UAB	12
3. East Carolina	11
4. UCF	8
Tulane	8
6. Rice	7
7. Memphis	5
8. Southern Miss	4
9. Marshall	3

SAC BUNTS ALLOWED

1. East Carolina	51
2. Tulane	45
3. Memphis	44
4. UCF	40
5. Rice	38
6. Southern Miss	33
7. UAB	29
8. Houston	27
9. Marshall	26

SAC FLIES ALLOWED

1. Memphis	40
2. UAB	35
3. Marshall	29
4. Houston	27
5. Southern Miss	25
6. Tulane	20
7. UCF	18
8. East Carolina	16
9. Rice	15

HITS ALLOWED

1. Tulane	539
2. Southern Miss	541
3. Rice	545
4. Marshall	549
5. East Carolina	564
6. Houston	565
7. UAB	588
8. UCF	603
9. Memphis	653

RUNS ALLOWED

1. Rice	260
2. Tulane	266
3. Southern Miss	269
4. East Carolina	298
5. Houston	330
6. UAB	374
7. Marshall	392
8. UCF	397
9. Memphis	432

EARNED RUNS ALLOWED

1. Rice	211
2. Southern Miss	229
3. Tulane	231
4. East Carolina	249
5. UAB	292
Houston	292
7. UCF	317
8. Marshall	324
9. Memphis	356

WALKS ALLOWED

1. Tulane	162
2. Southern Miss	180
3. Houston	215
4. Marshall	227
5. Rice	232
6. East Carolina	233
7. Memphis	235
8. UCF	260
9. UAB	300

DOUBLES ALLOWED

1. Southern Miss	72
2. East Carolina	84
3. UCF	90
4. Rice	94
5. Tulane	97
6. Marshall	105
7. UAB	107
8. Houston	108
9. Memphis	109

TRIPLES ALLOWED

1. Southern Miss	7
UCF	7
3. UAB	8
Rice	8
5. Tulane	11
6. Marshall	12
7. Houston	14
8. East Carolina	17
Memphis	17

HOME RUNS ALLOWED

1. UAB	24
2. Tulane	28
3. UCF	34
4. Rice	36
Southern Miss	36
6. East Carolina	38
Houston	38
8. Marshall	46
9. Memphis	56

WILD PITCHES

1. UCF	73
2. UAB	69
3. Marshall	68
4. Southern Miss	65
5. Rice	57
Houston	57
7. Memphis	51
8. East Carolina	34
9. Tulane	32

BALKS

1. Marshall	16
Houston	16
3. Memphis	15
4. UCF	10
East Carolina	10
6. UAB	9
7. Rice	8
8. Tulane	6
9. Southern Miss	3

HIT BATTERS

1. Rice	61
2. Memphis	57
3. East Carolina	56
UAB	56
5. UCF	54
6. Southern Miss	53
7. Marshall	52
8. Tulane	51
9. Houston	43

**INTENTIONAL BB
ALLOWED**

1. East Carolina	15
2. Memphis	9
3. Rice	8
4. UAB	7
Southern Miss	7
6. UCF	6
7. Tulane	5
8. Houston	2
9. Marshall	1

FIELDING LEADERS

FIELDING PCT

1. Tulane	.974
2. Southern Miss	.973
3. East Carolina	.971
4. Rice	.969
5. Houston	.967
6. Memphis	.960
7. Marshall	.959
8. UCF	.956
9. UAB	.951

CHANCES

1. Rice	2783
2. East Carolina	2428
3. Southern Miss	2404
4. Memphis	2402
5. UCF	2284
6. Tulane	2252
7. UAB	2245
8. Houston	2137
9. Marshall	1892

PUTOUTS

1. Rice	1877
2. East Carolina	1678
3. Memphis	1635
4. Southern Miss	1632
5. Tulane	1584
6. UCF	1546
7. UAB	1514
8. Houston	1479
9. Marshall	1331

ASSISTS

1. Rice	821
2. Southern Miss	707
3. East Carolina	680
4. Memphis	670
5. UCF	637
6. UAB	621
7. Tulane	609
8. Houston	587
9. Marshall	483

ERRORS

1. UAB	110
2. UCF	101
3. Memphis	97
4. Rice	85
5. Marshall	78
6. Houston	71
7. East Carolina	70
8. Southern Miss	65
9. Tulane	59

FIELDING DOUBLE PLAYS

1. Rice	84
2. East Carolina	62
3. UAB	60
4. Memphis	58
5. Southern Miss	56
6. Houston	47
7. Tulane	45
8. UCF	44
9. Marshall	25

STOLEN BASES AGAINST

1. Marshall	102
2. UCF	101
3. Memphis	76
4. Tulane	73
5. Houston	71
6. UAB	49
7. East Carolina	45
8. Southern Miss	37
9. Rice	29

CAUGHT STEALING BY

1. Rice	29
UCF	29
3. East Carolina	24
4. Tulane	23
5. Marshall	21
6. Houston	20
Southern Miss	20
8. Memphis	17
UAB	17

STEAL ATTEMPTS AGAINST

1. UCF	130
2. Marshall	123
3. Tulane	96
4. Memphis	93
5. Houston	91
6. East Carolina	69
7. UAB	66
8. Rice	58
9. Southern Miss	57

PASSED BALLS

1. Houston	16
2. UAB	14
East Carolina	14
4. Memphis	12
UCF	12
6. Southern Miss	9
7. Tulane	8
8. Rice	7
9. Marshall	5

CATCHERS INTERFERENCE

1. Marshall	2
Memphis	2
Tulane	2
4. Southern Miss	1

BATTING LEADERS

BATTING AVG

1. Murray, MEM	.448
2. Amar, MEM	.435
3. M. Horwath, UCF	.397
4. Gayhart, RICE	.395
5. Blount, USM	.383
6. K. Vazquez, UCF	.376
7. Valle, MAR	.375
8. Friday, RICE	.371
9. Sutton, USM	.364
J. Merritt, UAB	.364

SLUGGING PCT

1. K. Vazquez, UCF	.635
2. Sutton, USM	.626
3. Murray, MEM	.621
4. Friday, RICE	.618
5. M. Horwath, UCF	.603
6. Amar, MEM	.598
7. Blount, USM	.580
8. Barto, TLN	.569
9. Gayhart, RICE	.566
10. C. Duffy, UCF	.519

ON BASE PCT

1. Murray, MEM	.510
2. Gayhart, RICE	.490
3. M. Horwath, UCF	.477
4. Blount, USM	.468
5. K. Vazquez, UCF	.462
6. Sutton, USM	.457
7. Amar, MEM	.455
8. Luna, RICE	.452
9. Friday, RICE	.447
10. Buenger, RICE	.430

RUNS SCORED

1. Sutton, USM	29
2. Friday, RICE	26
3. Murray, MEM	25
Lormand, HOU	25
5. Gayhart, RICE	24
6. Savery, RICE	23
7. R. Lovdahl, UAB	22
8. Dodson, RICE	21
9. 4 tied at	20

HITS

1. Amar, MEM	40
2. Murray, MEM	39
3. Sutton, USM	36
4. T. Auer, UCF	33
P. Bell, UAB	33
Friday, RICE	33
7. 6 tied at	32

RUNS BATTED IN

1. Kemp, ECU	23
Amar, MEM	23
3. K. Vazquez, UCF	22
Savery, RICE	22
5. Chalmers, MEM	21
Irvin, MEM	21
7. Lieberman, MEM	20
P. Bell, UAB	20
Gayhart, RICE	20
Buenger, RICE	20

DOUBLES

1. Friday, RICE	12
2. Murray, MEM	9
3. Buenger, RICE	8
M. Horwath, UCF	8
R. Lovdahl, UAB	8
6. 9 tied at	7

TRIPLES

1. B. Hardy, UAB	5
2. Lape, MAR	2
Friday, RICE	2
Mollenhauer, ECU	2
C. Hartman, UCF	2
Emaus, TLN	2
M. Horwath, UCF	2
Sutton, USM	2
9. 21 tied at	1

HOME RUNS

1. C. Duffy, UCF	6
2. K. Vazquez, UCF	5
Roller, ECU	5
Lieberman, MEM	5
Cuevas, USM	5
Sutton, USM	5
7. Barto, TLN	4
Schieber, ECU	4
9. 11 tied at	3

TOTAL BASES

1. Sutton, USM	62
2. Friday, RICE	55
Amar, MEM	55
4. Murray, MEM	54
K. Vazquez, UCF	54
6. Lieberman, MEM	48
7. Blount, USM	47
8. Buenger, RICE	45
Tousley, ECU	45
Lape, MAR	45

WALKS

1. J. Ewing, USM	19
M. Ewing, USM	19
3. Luna, RICE	18
4. R. Keedy, UAB	17
Dodson, RICE	17
Gayhart, RICE	17
7. Savery, RICE	16
Presley, HOU	16
Henley, RICE	16
Wood, ECU	16

HIT BY PITCH

1. Henley, RICE	8
2. J.R. Bond, UAB	7
3. Sanders, MAR	6
Cuevas, USM	6
5. Lehmann, RICE	5
K. Vazquez, UCF	5
7. 5 tied at	4

SAC BUNTS

1. P. Bell, UAB	7
2. Friday, RICE	6
3. R. Keedy, UAB	5
Helm, MAR	5
Kirkland, MEM	5
6. Schieber, ECU	4
7. 14 tied at	3

SAC FLIES

1. K. Vazquez, UCF	4
Moss, MEM	4
3. Sanders, MAR	3
Kingsbury, HOU	3
J. Merritt, UAB	3
Murray, MEM	3
Gayhart, RICE	3
8. 22 tied at	2

STOLEN BASES

1. Chalmers, MEM	15
2. Lormand, HOU	13
3. J. Merritt, UAB	9
P. Bell, UAB	9

5. B. Hardy, UAB	8
6. Friday, RICE	7
7. 8 tied at	6

TOTAL PLATE APPEARANCES

1. Lormand, HOU	119
2. Sutton, USM	117
3. Savery, RICE	114
R. Keedy, UAB	114
5. Henley, RICE	112
P. Bell, UAB	112
L. Patmon, UAB	112
Everett, TLN	112
9. Cesario, HOU	111
10. 2 tied at	110

AT BATS

1. Norrid, MEM	101
T. Auer, UCF	101
3. Lormand, HOU	100
4. Sutton, USM	99
5. R. Lovdahl, UAB	98
6. L. Patmon, UAB	97
Vincent, MAR	97
8. Savery, RICE	96
J.R. Bond, UAB	96
10. D. Sawyer, UAB	95

STEAL ATTEMPTS

1. Chalmers, MEM	17
2. Lormand, HOU	13
3. P. Bell, UAB	11
4. B. Hardy, UAB	10
J. Merritt, UAB	10
6. Sutton, USM	9
7. T. Auer, UCF	8
Tousley, ECU	8
Murray, MEM	8
Friday, RICE	8

STRIKEOUTS

1. Lieberman, MEM	25
2. C. Hartman, UCF	24
3. C. Duffy, UCF	23
Murphy, MAR	23
5. Simon, TLN	20
Cesario, HOU	20
7. Barto, TLN	19
Pounds, HOU	19
Richardson, UCF	19
Friday, RICE	18
10. 3 tied at	18

CAUGHT STEALING

1. Murray, MEM	6
2. Eldridge, ECU	3
Sutton, USM	3
4. 11 tied at	2

GROUNDED INTO DP

1. Everett, TLN	5
Emaus, TLN	5
Stirneman, HOU	5
4. T. Johnson, MAR	4
J. Ewing, USM	4
Irvin, MEM	4
Murphy, MAR	4
Norrid, MEM	4
9. 11 tied at	3

PITCHING LEADERS

EARNED RUN AVG

1. G. Addison, UAB	0.70
2. Bowden, USM	2.00
3. Langwell, RICE	2.05
Berry, RICE	2.30
5. Savery, RICE	2.58
6. Musick, HOU	2.70
7. Tacker, RICE	2.91

8. Belanger, USM	2.96
9. Hunt, TLN	3.17
10. Dowdy, ECU	3.50

OPPOSING BAT AVG

1. G. Addison, UAB	.184
2. Berry, RICE	.211
3. Bowden, USM	.226
4. Tacker, RICE	.232
5. Savery, RICE	.235
6. Belanger, USM	.250
7. Langwell, RICE	.253
8. Musick, HOU	.254
9. Dowdy, ECU	.255
10. Clark, USM	.262

INNINGS PITCHED

1. Berry, RICE	54.2
2. Bowden, USM	54.0
3. Slone, MAR	54.0
4. Gomes, TLN	52.1
5. Belanger, USM	51.2
6. Hunt, TLN	48.1
7. Morgan, TLN	48.0
8. Grisham, MEM	46.2
Musick, HOU	46.2
10. J. Good, UCF	46.0

BATTERS STRUCK OUT

1. Hunt, TLN	53
2. Berry, RICE	51
3. Morgan, TLN	47
4. Bowden, USM	44
5. Belanger, USM	41
6. Musick, HOU	40
7. Gomes, TLN	36
8. Clark, USM	33
9. Bramhall, RICE	32
10. Sasser, ECU	30

BATTERS SO OUT LOOKING

1. Berry, RICE	20
2. Belanger, USM	16
3. Musick, HOU	15
Hunt, TLN	15
5. Kloskowski, UAB	2
6. Sasser, ECU	10
Dowdy, ECU	10
8. Slone, MAR	9
Chrisman, MAR	9
Brown, HOU	9

WINS

1. Bowden, USM	6
Berry, RICE	6
3. Tacker, RICE	5
Savery, RICE	5
Dowdy, ECU	4
McGregor, MEM	4
Clark, USM	4
8. 8 tied at	3

SAVES

1. Yokley, MEM	7
2. Mathews, ECU	4
B. Wallace, UAB	4
St.Clair, RICE	4
5. Conn, USM	3
J. Weiss, UCF	3
7. 5 tied at	2

APPEARANCES

1. Yokley, MEM	11
Conn, USM	11
Mathews, ECU	11
4. A. Hudson, UCF	10
Neitz, ECU	10
B. Brooks, UCF	10
Latham, TLN	10
8. 11 tied at	9



INDIVIDUAL LEADERS C-USA GAMES

61

2008 C-USA BASEBALL

C-USATM



INDIVIDUAL LEADERS C-USA GAMES

62

2008 C-USA BASEBALL

GAMES STARTED

- 1. 15 tied at 8

GAMES FINISHED

- 1. Yokley, MEM 11
- 2. Latham, TLN 9
- Mathews, ECU 9
- J. Weiss, UCF 9
- 5. Wolle, MAR 6
- Ezell, USM 6
- 7. 8 tied at 5

GAMES IN RELIEF

- 1. Mathews, ECU 11
- Conn, USM 11
- Yokley, MEM 11
- 4. Latham, TLN 10
- B. Brooks, UCF 10
- Neitz, ECU 10
- A. Hudson, UCF 10
- 8. 7 tied at 9

SAC BUNTS ALLOWED

- 1. Slone, MAR 7
- 2. McGregor, MEM 6
- Hose, ECU 6
- Savery, RICE 6
- 5. Belanger, USM 5
- Hunt, TLN 5
- 7. Grisham, MEM 4
- Berry, RICE 4
- Loup, TLN 4
- A. Hudson, UCF 4

SAC FLIES ALLOWED

- 1. Hudgens, MEM 7
- 2. J. Good, UCF 4
- McGregor, MEM 4
- Wolle, MAR 4
- 5. B. Wallace, UAB 3
- Clark, USM 3
- Dobies, MAR 3
- Raviele, HOU 3
- Kiel, MAR 3
- S. Crawford, UAB 3

LOSSES

- 1. Chrisman, MAR 5
- Wolle, MAR 5
- 3. Touchton, HOU 4
- E. English, UCF 4
- J. Good, UCF 4
- Latham, TLN 4
- Sasser, ECU 4
- Gomes, TLN 4
- Brown, HOU 4
- 10. 9 tied at 3

RUNNERS PICKED OFF

- 1. Flores, L., HOU 3
- 2. Kemp, ECU 2
- S. Crawford, UAB 2
- D. Sawyer, UAB 2
- 5. 17 tied at 1

WILD PITCHES

- 1. Brown, HOU 9
- Blain, MAR 9
- 3. Tacker, RICE 7
- Bowden, USM 7
- 5. Morgan, TLN 6
- 6. Chrisman, MAR 5
- McGregor, MEM 5
- K. Croft, UAB 5
- Yokley, MEM 5
- 10. 9 tied at 4

BALKS

- 1. Slone, MAR 3
- Morgan, TLN 3
- 3. Dowdy, ECU 2
- Grisham, MEM 2
- Kiel, MAR 2
- Davis, D., MEM 2
- 7. 20 tied at 1

HIT BATTERS

- 1. Belanger, USM 7
- 2. Hunt, TLN 6
- 3. Morgan, TLN 5
- Chrisman, MAR 5
- B. Wallace, UAB 5
- 6. 7 tied at 4

INTENTIONAL BB ALLOWED

- 1. Neitz, ECU 2
- 2. Berry, RICE 2
- Mathews, ECU 2
- 4. 20 tied at 1

HITS ALLOWED

- 1. G. Addison, UAB 18
- 2. Langwell, RICE 25
- 3. Tacker, RICE 29
- 4. Dobies, MAR 34
- Blain, MAR 34
- Hudgens, MEM 34
- 7. Dowdy, ECU 37
- 8. Savery, RICE 38
- 9. Chrisman, MAR 39
- Davis, D., MEM 39

RUNS ALLOWED

- 1. G. Addison, UAB 5
- 2. Langwell, RICE 10
- 3. Tacker, RICE 11
- 4. B. Wallace, UAB 15
- 5. Dowdy, ECU 16
- Berry, RICE 16
- Musick, HOU 16
- 8. Savery, RICE 17
- Bowden, USM 17
- 10. Belanger, USM 21

EARNED RUNS ALLOWED

- 1. G. Addison, UAB 2
- 2. Langwell, RICE 6
- 3. Tacker, RICE 11
- 4. Bowden, USM 12
- 5. Savery, RICE 13
- 6. Berry, RICE 14
- Musick, HOU 14
- Dowdy, ECU 14
- B. Wallace, UAB 14
- 10. Belanger, USM 17

WALKS ALLOWED

- 1. K. Sweat, UCF 4
- 2. Gomes, TLN 6
- 3. Davis, D., MEM 7
- 4. Dowdy, ECU 8
- 5. Tacker, RICE 9
- 6. G. Addison, UAB 10
- Belanger, USM 10
- 8. Hudgens, MEM 11
- B. Wallace, UAB 11
- 10. Berry, RICE 12

DOUBLES ALLOWED

- 1. Langwell, RICE 1
- 2. Hunt, TLN 3
- 3. Belanger, USM 4
- 4. G. Addison, UAB 5
- Tacker, RICE 5
- Kloskowski, UAB 5
- Sasser, ECU 5
- Hudgens, MEM 5
- B. Wallace, UAB 5
- McGregor, MEM 5

TRIPLES ALLOWED

- 1. Blain, MAR 0
- Touchton, HOU 0
- J. Good, UCF 0
- Brown, HOU 0
- S. Crawford, UAB 0
- Savery, RICE 0
- Grisham, MEM 0
- K. Sweat, UCF 0
- Hunt, TLN 0
- Chrisman, MAR 0

HOME RUNS ALLOWED

- 1. Gomes, TLN 0
- Langwell, RICE 0
- G. Addison, UAB 0
- B. Wallace, UAB 0
- 5. Dowdy, ECU 1
- Blain, MAR 1
- Savery, RICE 1
- Sasser, ECU 1
- 9. Tacker, RICE 2
- Belanger, USM 2

FIELDING LEADERS

FIELDING PCT

- 1. Lehmann, RICE 1.000
- J.R. Bond, UAB 1.000
- T. Johnson, MAR 1.000
- T. Rollin, UAB 1.000
- Damas, MAR 1.000
- Tousley, ECU 1.000
- Cesario, HOU 1.000
- Henley, RICE 1.000
- M. Ewing, USM 1.000
- Blount, USM 1.000

CHANCES

- 1. Stirneman, HOU 240
- 2. Sutton, USM 219
- 3. Amar, MEM 218
- 4. K. Vazquez, UCF 217
- 5. Batts, ECU 211
- 6. R. Keedy, UAB 209
- 7. Savery, RICE 164
- 8. Lehmann, RICE 162
- Dyer, TLN 162
- 10. Vincent, MAR 159

PUTOUTS

- 1. Stirneman, HOU 224
- 2. Sutton, USM 209
- 3. Amar, MEM 203
- 4. K. Vazquez, UCF 202
- 5. Batts, ECU 193
- 6. R. Keedy, UAB 191
- 7. Lehmann, RICE 150
- 8. Vincent, MAR 149
- 9. Dyer, TLN 142
- 10. Savery, RICE 139

ASSISTS

- 1. Friday, RICE 96
- 2. Wood, ECU 75
- 3. E. Kallstrom, UCF 74
- 4. Murray, MEM 70
- 5. Pounds, HOU 69
- Moss, MEM 69
- 7. Dozier, USM 68
- 8. J. Merritt, UAB 66
- 9. Kingsbury, HOU 64
- Buenger, RICE 64

FIELDING DOUBLE PLAYS

- 1. Friday, RICE 26
- 2. Amar, MEM 24
- 3. Moss, MEM 23
- Buenger, RICE 23
- 5. R. Keedy, UAB 21
- Savery, RICE 21
- 7. Sutton, USM 19
- 8. Batts, ECU 17
- Stirneman, HOU 17
- 10. 2 tied at 16

PASSED BALLS

- 1. Kemp, ECU 6
- 2. Kirkland, MEM 5
- 3. S. Brown, UCF 4
- 4. D. Sawyer, UAB 3
- 5. Ledford, MAR 2
- Harst, USM 2
- Flores, L., HOU 2
- 8. 5 tied at 1

CATCHERS INTERFERENCE

- 1. Ledford, MAR 2
- Kirkland, MEM 2
- 3. Dyer, TLN 1

STEAL ATTEMPTS AGAINST

- 1. T. Johnson, MAR 34
- 2. B. Romans, UCF 25
- Dyer, TLN 25
- 4. Kirkland, MEM 24
- 5. Flores, L., HOU 23
- 6. D. Sawyer, UAB 22
- 7. S. Brown, UCF 19
- 8. Ledford, MAR 16
- 9. Hunt, TLN 15
- 10. 4 tied at 13

STOLEN BASES AGAINST


- 1. T. Johnson, MAR 31
- 2. B. Romans, UCF 23
- 3. Dyer, TLN 21
- 4. Kirkland, MEM 20
- 5. Flores, L., HOU 17
- D. Sawyer, UAB 17
- 7. S. Brown, UCF 14
- 8. Ledford, MAR 13
- 9. J. Good, UCF 12
- 10. Hunt, TLN 11

CAUGHT STEALING BY

- 1. Flores, L., HOU 6
- 2. S. Brown, UCF 5
- Burger, USM 5
- D. Sawyer, UAB 5
- 5. 7 tied at 4

ERRORS

- 1. Norrid, MEM 10
- 2. R. Lovdahl, UAB 9
- Dozier, USM 9
- J. Merritt, UAB 9
- 5. C. Duffy, UCF 8
- Sanders, MAR 8
- Murray, MEM 8
- 8. 4 tied at 7



BATTING LEADERS**BATTING AVG**

1. Rice	.316
2. Memphis	.313
3. UAB	.303
4. Southern Miss	.297
5. East Carolina	.293
6. Houston	.282
7. UCF	.278
8. Marshall	.275
9. Tulane	.267

SLUGGING PCT

1. Rice	.466
2. Southern Miss	.457
3. East Carolina	.441
4. Memphis	.441
5. UAB	.392
6. UCF	.383
7. Marshall	.373
8. Houston	.360
9. Tulane	.352

ON BASE PCT

1. Rice	.420
2. Southern Miss	.387
3. Memphis	.381
4. UAB	.373
5. East Carolina	.369
6. Houston	.367
7. Tulane	.354
8. UCF	.344
9. Marshall	.334

RUNS SCORED

1. Rice	185
2. Memphis	155
3. East Carolina	152
4. UAB	148
5. Southern Miss	142
6. Houston	133
7. Marshall	122
8. UCF	108
Tulane	108

HITS

1. Rice	257
2. UAB	256
Memphis	256
4. Southern Miss	239
5. East Carolina	232
6. UCF	229
Houston	229
8. Marshall	216
9. Tulane	215

RUNS BATTED IN

1. Rice	164
2. Memphis	142
3. East Carolina	141
4. UAB	133
5. Southern Miss	128
6. Houston	118
7. Marshall	105
8. Tulane	94
9. UCF	93

DOUBLES

1. Rice	61
2. Southern Miss	49
3. Memphis	47
4. UAB	38
5. UCF	37
East Carolina	37

7. Houston	34
8. Tulane	30
9. Marshall	28

TRIPLES

1. UAB	11
2. Marshall	5
Rice	5
4. Tulane	4
Southern Miss	4
East Carolina	4
UCF	4
8. Houston	3

HOME RUNS

1. Southern Miss	24
East Carolina	24
3. Memphis	19
4. Rice	17
5. UCF	14
6. Marshall	13
7. Tulane	10
8. Houston	8
9. UAB	5

TOTAL BASES

1. Rice	379
2. Southern Miss	368
3. Memphis	360
4. East Carolina	349
5. UAB	331
6. UCF	316
7. Houston	293
Marshall	293
9. Tulane	283

TOTAL PLATE APPEARANCES

1. Rice	1008
2. UAB	977
3. Houston	961
4. Memphis	945
5. Southern Miss	941
Tulane	941
7. UCF	932
8. East Carolina	917
9. Marshall	891

AT BATS

1. UAB	845
2. UCF	825
3. Memphis	817
4. Rice	813
Houston	813
6. Southern Miss	806
7. Tulane	805
8. East Carolina	792
9. Marshall	785

WALKS

1. Rice	129
2. Houston	105
3. Southern Miss	104
4. Tulane	96
5. East Carolina	92
6. Memphis	85
7. UCF	74
8. UAB	72
9. Marshall	60

HIT BY PITCH

1. UAB	29
2. Rice	27
3. Southern Miss	19
4. Tulane	16
Marshall	16
6. Memphis	14
UCF	14
8. Houston	12
9. East Carolina	10

STRIKEOUTS

1. UCF	153
2. Marshall	150
3. Memphis	145
Houston	145
UAB	145
6. East Carolina	129
Southern Miss	129
8. Tulane	128
9. Rice	113

SAC BUNTS

1. Rice	23
2. UAB	20
3. Houston	17
4. Tulane	16
5. Marshall	15
6. Memphis	13
7. East Carolina	12
8. UCF	10
9. Southern Miss	5

SAC FLIES

1. Memphis	16
2. Rice	15
3. Houston	14
Marshall	14
5. UAB	11
6. East Carolina	10
7. UCF	9
8. Tulane	7
9. Southern Miss	6

STOLEN BASES

1. UAB	37
2. East Carolina	31
3. Houston	30
4. Rice	23
5. Tulane	21
6. UCF	19
Memphis	19
8. Southern Miss	17
9. Marshall	14

CAUGHT STEALING

1. Memphis	11
2. Southern Miss	9
UAB	9
4. East Carolina	8
5. Tulane	7
6. Marshall	6
Rice	6
8. UCF	5
9. Houston	4

STEAL ATTEMPTS

1. UAB	46
2. East Carolina	39
3. Houston	34
4. Memphis	30
5. Rice	29
6. Tulane	28
7. Southern Miss	26
8. UCF	24
9. Marshall	20

GROUNDING INTO DP

1. Marshall	21
Tulane	21
3. Memphis	19
4. UCF	17
5. Southern Miss	16
6. Houston	14
Rice	14
UAB	14
9. East Carolina	11

PITCHING LEADERS**EARNED RUN AVG**

1. Rice	2.62
2. Southern Miss	3.77
3. East Carolina	4.34
4. UAB	4.85
5. Tulane	5.14
6. Houston	5.26
7. UCF	6.40
8. Memphis	6.63
9. Marshall	7.42

OPPOSING BAT AVG

1. Rice	.228
2. Southern Miss	.271
3. East Carolina	.274
4. UAB	.288
5. Houston	.293
6. UCF	.304
7. Tulane	.304
8. Marshall	.324
9. Memphis	.330

INNINGS PITCHED

1. Rice	213.0
2. Houston	212.0
3. UAB	208.0
4. Tulane	205.0
5. UCF	204.0
6. Memphis	201.0
East Carolina	201.0
8. Southern Miss	200.1
9. Marshall	195.1

BATTERS STRUCK OUT

1. Tulane	181
2. Rice	177
3. Southern Miss	150
4. East Carolina	147
5. UCF	131
6. Houston	122
7. Memphis	114
8. UAB	108
Marshall	108

BATTERS SO OUT LOOKING

1. Rice	56
2. East Carolina	49
3. Houston	48
4. Tulane	45
5. UCF	44
6. Marshall	39
7. UAB	38
Southern Miss	38
9. Memphis	34

**TEAM LEADERS
C-USA GAMES**

63

2008 C-USA BASEBALL

C-USA™



**TEAM LEADERS
C-USA GAMES**

64

2008 C-USA BASEBALL



WINS

1. Rice	22
2. East Carolina	14
Southern Miss	14
4. UAB	12
Houston	12
Memphis	12
7. Tulane	9
8. UCF	7
9. Marshall	5

LOSSES

1. Marshall	18
2. UCF	17
3. Tulane	15
4. Memphis	12
UAB	12
Houston	12
7. Southern Miss	10
8. East Carolina	9
9. Rice	2

SAVES

1. Rice	9
2. Memphis	7
Houston	7
UAB	7
5. East Carolina	5
Southern Miss	5
7. UCF	4
Tulane	4
9. Marshall	2

RUNNERS PICKED OFF

1. UAB	5
Houston	5
3. East Carolina	3
Rice	3
5. Memphis	2
Southern Miss	2
UCF	2
Tulane	2
Marshall	2

SAC BUNTS ALLOWED

1. Tulane	21
2. East Carolina	19
Memphis	19
4. Southern Miss	15
5. Marshall	14
6. UCF	12
7. Houston	11
Rice	11
9. UAB	6

SAC FLIES ALLOWED

1. Memphis	20
2. Marshall	17
3. UAB	14
4. Tulane	11
5. UCF	10
6. East Carolina	9
Houston	9
8. Southern Miss	7
9. Rice	6

HITS ALLOWED

1. Rice	177
2. Southern Miss	213
East Carolina	213
4. UAB	239
5. Houston	248
6. Tulane	249
7. UCF	251
8. Marshall	264
9. Memphis	272

RUNS ALLOWED

1. Rice	76
2. Southern Miss	108
3. East Carolina	113
4. Tulane	130
5. UAB	134
6. Houston	138
7. UCF	174
8. Memphis	184
9. Marshall	196

EARNED RUNS ALLOWED

1. Rice	62
2. Southern Miss	84
3. East Carolina	97
4. UAB	112
5. Tulane	117
6. Houston	124
7. UCF	145
8. Memphis	148
9. Marshall	161

WALKS ALLOWED

1. Southern Miss	60
2. Tulane	74
3. Rice	76
4. Houston	86
5. Memphis	92
6. UCF	99
7. East Carolina	100
8. UAB	113
9. Marshall	116

DOUBLES ALLOWED

1. Rice	32
2. Tulane	33
East Carolina	33
Southern Miss	33
5. UCF	37
6. Memphis	41
7. UAB	42
8. Marshall	52
9. Houston	57

TRIPLES ALLOWED

1. Southern Miss	2
UCF	2
3. UAB	3
Rice	3
5. Memphis	4
6. Houston	5
East Carolina	5
8. Tulane	7
9. Marshall	9

HOME RUNS ALLOWED

1. Rice	7
2. UAB	8
3. Southern Miss	12
Tulane	12
5. East Carolina	13
6. UCF	18
Houston	18
8. Marshall	22
9. Memphis	24

WILD PITCHES

1. Marshall	36
2. Houston	27
3. UCF	21
4. UAB	20
Southern Miss	20
6. Memphis	19
7. Rice	15
8. Tulane	14
9. East Carolina	11

BALKS

1. Marshall	6
Memphis	6
3. Tulane	5
UCF	5
5. East Carolina	4
6. Rice	3
7. Houston	2
UAB	2
9. Southern Miss	1

HIT BATTERS

1. Tulane	22
2. UCF	21
Marshall	21
4. Southern Miss	20
5. Memphis	18
6. Houston	16
7. UAB	15
Rice	15
9. East Carolina	9

**INTENTIONAL BB
ALLOWED**

1. East Carolina	8
2. UCF	4
Tulane	4
4. Memphis	3
Rice	3
6. UAB	2
Southern Miss	2
8. Houston	1
Marshall	1

FIELDING LEADERS

FIELDING PCT

1. Houston	.976
2. Rice	.975
3. East Carolina	.975
4. Tulane	.964
5. Southern Miss	.961
6. UCF	.955
7. Memphis	.954
8. Marshall	.954
9. UAB	.953

CHANCES

1. Rice	951
2. Houston	924
3. Memphis	913
4. UCF	906
5. UAB	894
6. Southern Miss	887
7. Tulane	870
8. East Carolina	868
9. Marshall	822

PUTOUTS

1. Rice	639
2. Houston	636
3. UAB	624
4. Tulane	615
5. UCF	612
6. East Carolina	603
Memphis	603
8. Southern Miss	601
9. Marshall	586

ASSISTS

1. Rice	288
2. Memphis	268
3. Houston	266
4. UCF	253
5. Southern Miss	251

6. East Carolina	243
7. UAB	228
8. Tulane	224
9. Marshall	198

ERRORS

1. UAB	42
Memphis	42
3. UCF	41
4. Marshall	38
5. Southern Miss	35
6. Tulane	31
7. Rice	24
8. Houston	22
East Carolina	22

FIELDING DOUBLE PLAYS

1. Rice	33
2. Memphis	28
3. UAB	23
4. Houston	21
5. Southern Miss	20
6. Tulane	19
UCF	19
8. East Carolina	18
9. Marshall	8

STOLEN BASES AGAINST

1. UCF	47
2. Marshall	44
3. Tulane	31
4. Memphis	22
5. UAB	20
6. East Carolina	19
7. Houston	18
8. Southern Miss	8
9. Rice	2

CAUGHT STEALING BY

1. UCF	13
2. East Carolina	8
Tulane	8
Houston	8
5. Marshall	7
6. Southern Miss	6
UAB	6
8. Memphis	5
Rice	5

STEAL ATTEMPTS AGAINST

1. UCF	60
2. Marshall	51
3. Tulane	39
4. East Carolina	27
Memphis	27
6. Houston	26
UAB	26
8. Southern Miss	14
9. Rice	7

PASSED BALLS

1. East Carolina	7
2. Memphis	5
UCF	5
4. UAB	4
5. Southern Miss	2
Houston	2
Marshall	2
8. Rice	1
Tulane	1

CATCHERS INTERFERENCE

1. Marshall	2
Memphis	2
3. Tulane	1

BATTING

LONGEST HITTING STREAK

40	Jarrod Bitter, HOU	1998-99
33	James Matan, CHA	1998
29	Stephen Batts, ECU	2007
29	Scott Peden, SLU	2005

BATTING AVERAGE SEASON

.441	Terry Trofholz, TCU	2002
.427	Goefrey Tomlinson, HOU	1997
.424	Bo Robinson, CHA	1998
.420	Michael Aubrey, TLN	2003
.417	Shayne Carnes, UAB	1998
.416	Darryl Lawhorn, ECU	2002
.408	Michael Artman, USM	1999
.407	Kevin Youkilis, CIN	1999
.405	Jarrett Hoffpaur, USM	2004
.400	Ryan Jones, ECU	2004

OFFICIAL AT BATS GAME

9	Sean Allen, HOU (Baylor)	2-21-99
9	Aaron Melebeck, HOU (Baylor)	2-21-99
9	Brandon Caraway, HOU (Baylor)	2-21-99
9	Craig House, MEM (Evansville)	3-7-99
9	Daniel Ugglá, MEM (Evansville)	3-7-99
9	Nick Garcia, MEM (Evansville)	3-7-99

SEASON

299	Andy Cannizaro, TLN	2001
295	Greg Buchanan, RICE	2006
290	Jake Gautreau, TLN	2001
288	Tommy Manzella, TLN	2005
280	Brian Friday, RICE	2007

RUNS SCORED GAME

6	Aaron Luna, RICE (Marshall)	5-18-06
6	Kevin Youkilis, CIN (Dayton)	5-2-00
5	22 times	
Most Recent:		
	Jess Buenger, RICE (MEM)	5-26-07

SEASON

90	James Jurries, TLN	1999
86	Gio Cafaro, USF	1996
85	Kevin Youkilis, CIN	1999
85	Ross Gload, USF	1997
84	Jason Sparks, TLN	1998
84	Joey Hammond, CHA	1998
84	Gerald Parr, CHA	1998

HITS GAME

7	Jamie Paige, ECU (CIN)	4-17-04
6	Adam Amar, MEM (ECU)	5-20-06
6	Nate Fish, CIN (Miami-Ohio)	4-24-02
6	Steve Shirley, TLN (USF)	5-12-00
6	Kevin Youkilis, CIN (Dayton)	5-2-00
6	Anthony Snowell, CIN (SLU)	5-7-99
5	74 tied with	

SEASON

118	Andy Cannizaro, TLN	2001
109	Jarrett Hoffpaur, USM	2004
108	Dustin Carr, HOU	1997
106	Michael Artman, USM	1999
106	Bo Robinson, CHA	1998
106	Chris Heintz, USF	1996
	Goefrey Tomlinson, HOU	1997

RUNS BATTED IN GAME

10	Shayne Carnes, UAB (Alabama State)	3-17-98
9	Bill Moss, MEM (Illinois State)	3-14-07
9	Daniel Ugglá, MEM (Eastern Ill.)	3-14-01
8	Dustin Kingsbury, HOU (CIN)	4-3-05
8	Josh Payne, MEM (UT-Martin)	4-2-03
8	Corey Hinton, CIN (Dayton)	3-31-99
8	Craig House, MEM (Army)	3-1-98
8	Mickey McKee, TUL (USM)	5-9-98
8	B.J. Huff, UAB (SLU)	3-15-96
8	James Matan, CHA (MEM)	4-20-96

SEASON

100	Bo Robinson, CHA	1998
96	Jake Gautreau, TLN	2001
95	James Matan, CHA	1998
95	Chris Heintz, USF	1996
92	Jarrett Hoffpaur, USM	2004

DOUBLES GAME

4	Dave DiNatale, UCF (Monmouth)	3-3-06
4	Brad Willcutt, USM (HOU)	5-21-05
4	Jamie Paige, ECU (CIN)	4-17-04
4	Jarrett Hoffpaur, USM (SE La.)	4-24-02
4	Brian Hughes, TLN (Centenary)	4-8-98
3	34 tied with	

SEASON

34	Ryan Norwood, ECU	2004
34	Andy Cannizaro, TLN	2001
32	Bo Robinson, CHA	1998
32	Dustin Carr, HOU	1997
29	Brian Friday, RICE	2007
29	Brian Hughes, TLN	1998
29	Goefrey Tomlinson, HOU	1997
29	Bo Robinson, CHA	1997

TRIPLES GAME

2	Brian Dozier, USM (South Alabama)	3-21-06
2	Warren McFadden, TLN (Penn State)	2-18-06
2	Kevin Roberts, HOU (Texas A&M)	2-13-05
2	LaFringe Hayes, CIN (Cleveland State)	3-4-05
2	Patrick Breen, HOU (Texas Tech)	3-23-04
2	Marc Maddox, USM (Indiana State)	3-5-04
2	Jeff Baisley, USF (Central Michigan)	2-28-04
2	Mike Budak, LOU (Cleveland St.)	3-12-02
2	Mark Jurich, LOU (Vanderbilt)	2-23-02
2	Greg Wooley, USM (USF)	3-23-00
2	Doug Lorenz, LOU (UAB)	5-16-99
2	Mike Medrano, HOU (TLN)	3-15-98
2	Doug Lorenz, LOU (CHA)	5-1-98
2	Scott Cheek, USM (New Orleans)	3-4-98
2	Brett Bredensteiner, SLU (W. Illinois)	3-20-97
2	Darin Cissel, SLU (Bradley)	3-5-97
2	B.J. Huff, UAB (SLU)	3-15-96
2	Kelly Ray, UAB (Alabama State)	4-11-96

SEASON

11	Corey Lane, CHA	2005
11	B.J. Huff, UAB	1996
8	Joey Anderson, CHA	1996
7	Tyler Henley, RICE	2006
7	LaFringe Hayes, CIN	2005
7	Chris Meeks, TCU	2003
7	Mike Barclay, USF	2002
7	Doug Lorenz, LOU	1999
7	Bubba Pfister, CHA	1999
7	Doug Lorenz, LOU	1998
7	Gio Cafaro, USF	1996

HOME RUNS GAME

3	Brendan Murphy, MAR (Eastern Ky.)	5-3-06
3	Adam Amar, MEM (TLN)	3-23-06
3	Trey Cuevas, USM (Illinois State)	3-5-06
3	Nathan Southard, TUL (HOU)	5-28-05
3	Austin Adams, TCU (CHA)	4-23-05
3	Jon Greenwood, SLU (Eastern Illinois)	3-30-04
3	Steve Pickrell, CIN (Xavier)	4-29-03
3	Josh Payne, MEM (UT-Martin)	4-2-03
3	Jake Duncan, TCU (Oklahoma)	3-4-03
3	Joe List, CIN (USF)	4-12-02
3	Chris Hamblen, CIN (MEM)	3-31-02
3	Allen Winningham, USM (TCU)	3-15-02
3	Kevin Youkilis, CIN (Toledo)	5-2-01
3	Daniel Ugglá, MEM (Eastern Ill.)	3-14-01
3	J.P. Woodward, HOU (LOU)	3-20-99
3	James McAuley, LOU (UAB)	5-15-99
3	Nick Crocker, SLU (Bradley)	3-3-99

3	Jason Sparks, TLN (CHA)	3-21-99
3	Shayne Carnes, UAB (Alabama State)	3-17-98
3	Scott Heller, CIN (Marshall)	5-5-98
3	Craig House, MEM (Army)	3-1-98
3	Jason Lovell, MEM (CIN)	4-25-98
3	Jeremy Albritton, USM (Kentucky)	2-22-98
3	Mike Pursell, TLN (LSU)	3-3-98
3	Mickey McKee, TLN (USM)	5-9-98
3	Jeff Bell, UAB (CHA)	5-15-96
3	James Matan, CHA (MEM)	4-20-96
3	Chris Heintz, USF (N.C. State)	5-23-96

SEASON

30	Jason Sparks, TLN	1998
27	James Matan, CHA	1998
23	Jeff Cook, USM	2003
23	Clint King, USM	2003
23	Chad Sutter, TLN	1999
23	Shayne Carnes, UAB	1998
23	Chad Sutter, TLN	1997

TOTAL BASES GAME

14	Austin Adams, TCU (CHA)	4-23-05
14	Jon Greenwood, SLU (Eastern Illinois)	3-30-04
14	Clayton McCullough, ECU (N.Y. Tech)	2-22-02
14	Jason Lovell, MEM (CIN)	4-25-98
13	Adam Amar, MEM (TLN)	3-23-06
13	Kevin Youkilis, CIN (Toledo)	5-1-01
13	James Jurries, TLN (UAB)	4-14-00
13	J.P. Woodward, HOU (LOU)	3-20-99
13	Anthony Snowell, CIN (SLU)	5-7-99
13	Mike Pursell, TLN (LSU)	3-3-98
13	Chris Heintz, USF (N.C. State)	5-23-96

SEASON

209	James Matan, CHA	1998
199	Bo Robinson, CHA	1998
196	Clint King, USM	2003
194	James Jurries, TLN	1999
191	Jake Gautreau, TLN	2001

STOLEN BASES GAME

6	Josh Hoffpaur, USM (CIN)	4-29-00
5	Mitch Jones, UAB (Alabama State)	2-13-00
4	Tyson Auer, UCF (Michigan State)	3-6-07
4	Ryan Wood, ECU (UCF)	5-12-07
4	Tony Giarratano, TLN (New Orleans)	4-1-03
4	Michael Bourn, HOU (USF)	5-5-02
4	Michael Bourn, HOU (TLN)	3-24-02
4	Andy Cannizaro, TUL (UAB)	4-29-01
4	Gio Cafaro, USF (CIN)	4-2-96
4	Gio Cafaro, USF (UAB)	5-12-96

SEASON

55	Will Smith, UAB	2000
52	Andy Cannizaro, TLN	2001
50	Gio Cafaro, USF	1996
48	Jonny Kaplan, TLN	2003
41	Gerald Parr, CHA	1998

WALKS GAME

5	J.P. Woodward, HOU (Rice)	5-28-00
5	Will Smith, UAB (Alabama State)	2-13-00
5	Johnny Raburn, USF (Stetson)	2-8-00
5	Gerald Parr, CHA (Howard)	2-28-98
5	Bo Robinson, CHA (Howard)	2-23-96
4	41 tied with	

SEASON

68	Ross Gload, USF	1996
64	Gerald Parr, CHA	1998
63	Kevin Youkilis, CIN	2000
61	Craig Tewes, CIN	1999
59	Kevin Youkilis, CIN	2001

STRIKEOUTS GAME

5	Matt Helm, MAR (TUL)	3-23-07
5	Bryan Hierlmeier, USF (ECU)	4-4-03
5	Chris Hesse, USM (MEM)	3-14-97
5	Jason Dellaero, USF (Florida)	5-25-96
4	several tied with	

RECORDS INDIVIDUAL ALL GAMES

65

2008 C USA BASEBALL

USA

SEASON

73	Ryan Frith, USM	2004
68	Matt Womble, UAB	2002
68	Dan DeMent, UAB	2000
67	Jordan Hart, MEM	2004
65	Jake Burnham, TLN	1999
65	Jason Hill, CHA	1998
65	Jeff Bell, UAB	1996

SLUGGING PERCENTAGE

SEASON		
.846	Jason Sparks, TLN	1998
.839	Shayne Carnes, UAB	1998
.823	Ryan Jones, ECU	2004
.813	James Matan, CHA	1998
.796	Bo Robinson, CHA	1998

ON-BASE PERCENTAGE

SEASON		
.549	Kevin Youkilis, CIN	2001
.513	Rich Russell, MAR	2006
.511	Ryan Jones, ECU	2004
.511	Craig Tewes, CIN	1999
.511	Joey Anderson, CHA	1996

SACRIFICE HITS

SEASON		
15	Keith Barnes, UAB	2000
14	Cat Everett, TLN	2007
14	Brian Friday, RICE	2007
14	Alex Bryant, CHA	2005
14	Chris Lane, CHA	2005
14	Bily Richardson, ECU	2004
14	Kevin Wilson, CIN	2000

SACRIFICE FLIES

SEASON		
14	Chris Heintz, USF	1996
12	Jarrett Hoffpauir, USM	2004
8	eight tied with	

Most Recently:

8	Jake Smith, ECU	2006
8	Josh Rodriguez, RICE	2006

HIT BY PITCH

SEASON		
25	Aaron Luna, RICE	2006
22	Tyler Henley, RICE	2007
22	Rich Russell, MAR	2006
22	Bryan Hiermeier, USF	2005
22	Chad Huffman, TCU	2004
21	Kevin Coker, USM	2006

PITCHING

MOST WINS

SEASON		
15	Lance Broadway, TCU	2005
13	Eddie Degerman, RICE	2006
13	Brian Bogusevic, TLN	2005
13	Brad Sullivan, HOU	2002
13	Kyle Crowell, HOU	2000
13	Jared Berkowitz, TLN	1999
13	Josh Bobbitt, TLN	1998
12	Brad Lincoln, HOU	2006
12	Micah Owings, TLN	2005
12	John Maine, CHA	2001
12	Jared Berkowitz, TLN	2000
12	Scott Glaser, USF	1999
12	Scott Glaser, USF	1996
12	Jason Navarro, TLN	1997

EARNED RUN AVERAGE

SEASON		
(min. 1.0 IP per team game)		
1.21	Carlos Fernandez, LOU	2003
1.62	Lance Broadway, TCU	2005
1.69	Brad Lincoln, HOU	2006
1.82	Cole St. Clair, RICE	2006
1.82	Brad Sullivan, HOU	2002
1.93	Ryan Wagner, HOU	2003
2.00	Eddie Degerman, RICE	2006
2.00	Jason Navarro, TLN	1997

INNINGS PITCHED

GAME		
11.0	Chad Harville, MEM (SLU)	4-12-97
10.0	Brad Lincoln, HOU (SLU)	5-7-05
10.0	Brad Sullivan, HOU (ECU)	3-14-03
10.0	Beau Richardson, TLN (MEM)	5-19-01

10.0	Zach Treadway, CHA (USF)	5-6-01
10.0	Brad Wehrfritz, SLU v. (Tenn.-Martin)	5-1-01
10.0	Mike Heis, CIN (Kentucky)	5-5-99
10.0	Jason Stanford, CHA (UAB)	4-24-99
9.2	B.J. Borsa, CIN (SLU)	5-18-02
9.2	Jonathan Leicester, MEM (USM)	3-17-00
9.1	Jeremy Slone, MAR (TLN)	5-7-06

SEASON

138.1	Kyle Crowell, HOU	2000
134.1	John Maine, CHA	2001
130.2	Eddie Degerman, RICE	2006
130.1	Brian Bogusevic, TLN	2005
129.2	Micah Owings, TLN	2005

NO-HITTERS

J.R. Crowel, Billy Mohl, Daniel Latham, TUL (Nicholls State)	4-26-05
Ricky Brooks, ECU (Memphis)	4-24-05
Cliff Russum, USM (Eastern Illinois)	3-13-04
Josh Bobbitt, TLN (New York Tech) (7 inn.)	3-8-98

FEWEST HITS

GAME		
(min. 9 inn. pitched)		
1	Ricky Brooks, ECU (CHA)	3-26-05
1	Jason Tourangeau, ECU (HOU)	5-21-03
1	Austin Faught, HOU (UAB)	4-7-01
1	Brian Bentley, LOU (USF)	3-28-99
1	Shane Nance, HOU (USM)	4-30-98
1	Jason Stanford, CHA (SLU)	4-18-98
2	Matt Johnson, CHA (SLU)	5-13-01
2	Andre Parks, UAB (LOU)	5-4-01
2	Shane Nance, HOU (SLU)	5-22-99
2	Jared Berkowitz, TLN (HOU)	4-17-99
2	Henry Bonilla, TLN (MEM)	4-23-99
2	Jason Fortenberry, USM (SLU)	4-25-98
2	Reggie Wheat, USM (South Ala.)	3-12-96
2	Jason Navarro, TLN (SLU)	5-3-97

SEASON

(1.0 IP per team game)		
39	Cole St. Clair, RICE	2006
39	Ryan Wagner, HOU	2003
42	Carlos Fernandez, LOU	2003
44	Chad Harville, MEM	1996
50	Nate Bouldin, CIN	2002

MOST STRIKEOUTS

GAME		
17	Derek Hankins, MEM (Murray State)	2-28-04
17	Chad Harville, MEM (CIN)	5-2-97
16	Brad Sullivan, HOU (SLU)	4-18-03
16	Brad Sullivan, HOU (MEM)	4-12-02
16	Josh Bobbitt, TLN (New York Tech)	3-8-98
16	Mike Ruhman, SLU (Westminster)	3-28-96

SEASON

172	Eddie Degerman, RICE	2006
157	Brad Sullivan, HOU	2002
154	Brad Sullivan, HOU	2003
152	Brad Lincoln, HOU	2006
151	Lance Broadway, TCU	2005

COMPLETE GAMES

SEASON		
9	Corey Lawson, SLU	2002
7	Chad Harville, MEM	1997
6	B.J. Borsa, CIN	2002
6	Jason Stanford, CHA	1999
6	Brannon Player, CHA	1997

SHUTOUTS

SEASON		
4	Craig House, MEM	1999
3	Lance Broadway, TCU	2005
3	Brad Sullivan, HOU	2002
3	Kyle Crowell, HOU	2000
2	several tied with	

SAVES

SEASON		
16	Brandon Belanger, TLN	1999
15	Ryan Wagner, HOU	2003
14	Shane Mathews, ECU	2007
14	Daniel Latham, TLN	2005
13	Daniel Best, USM	2006
13	Daniel Latham, TLN	2005
13	Joey Livingston, USF	2003

APPEARANCES

SEASON		
41	Joey Livingston, USF	2002
41	Brandon Belanger, TLN	1999
40	Steven Boyles, USF	1996
39	Shane Mathews, ECU	2007
39	Joey Charron, TLN	2003
39	Tyler Kee, USM	1999

GAMES STARTED

SEASON		
20	Ryan Berry, RICE	2007
20	John Maine, CHA	2001
20	Scott Glaser, USF	1997
19	Eddie Degerman, RICE	2006
19	Micah Owings, TLN	2005
19	David Austen, USF	2003
19	Zach Jackson, LOU	2003
19	Brad Sullivan, HOU	2003
19	Kyle Crowell, HOU	2000
19	Shane Nance, HOU	1999

OPPOSING BATTING AVERAGE

SEASON		
.147	Ryan Wagner, HOU	2003
.177	Brad Sullivan, HOU	2002
.185	Nathan Mitchell, HOU	2002
.191	Lance Broadway, TCU	2005
.191	Greg Bunn, ECU	2004

FIELDING

PUTOUTS

GAME		
26	Marc Maddox, USM (La.-Monroe)	5-3-05
23	J.P. Woodward, HOU (Baylor)	2-21-99
22	Craig Tewes, CIN (USF)	4-22-00
21	Brett Logan, HOU (SLU)	5-7-05
19	six tied with	

SEASON

SEASON		
598	J.P. Woodward, HOU	2000
596	Ross Gload, USF	1996
582	Michael Aubrey, TUL	2003
582	Mike Eylward, USF	2001
569	Craig Tewes, CIN	2000

ASSISTS

GAME		
12	Paul Miles, SLU (Murray State)	3-10-00
11	Dan Harness, UAB (SLU)	4-12-98
10	15 tied with;	
Most Recently:		
	Ryan Metcalf, UAB (B'ham-So.)	3-7-06

SEASON

SEASON		
249	Brian Friday, RICE	2007
219	Eric McMaster, USM	1999
219	Jared Martin, USM	1997
215	Ryan Metcalf, UAB	2006
215	Aaron Melebeck, HOU	2000

ERRORS

GAME		
5	Matt Baltz, USM (Alabama)	3-24-98
4	Stuart Musslewhite, TCU (Oklahoma)	4-12-05
4	Patrick Valdez, SLU (Bradley)	3-24-04
4	Brandon Shockley, SLU (Tenn. Tech)	2-28-99
4	Mike Eylward, USF (Florida St.)	3-2-99
4	Chris Reimers, UAB (LOU)	5-14-99
3	several tied with	

SEASON

SEASON		
34	CorEY Reimers, UAB	1999
33	Brandon Shockley, SLU	1999
29	Ryan Hirsch, SLU	1998
29	Jason Dellaero, USF	1996
28	Johnny Raburn, USF	2000
28	Michael Johns, TLN	1997

**RECORDS
INDIVIDUAL
ALL GAMES**

66

2008 C USA BASEBALL

CUSATM

MOST WINS**OVERALL**

57	Rice	2006
56	Rice	2007
56	Tulane	2005
56	Tulane	2001
51	East Carolina	2004

MOST GAMES PLAYED

70	Rice (56-14)	2007
70	Rice (57-13)	2006
69	Tulane (56-13)	2001
68	Tulane (56-12)	2005
66	Houston (48-18)	2000
66	USF (47-19)	1996

BATTING**BATTING AVERAGE****SEASON**

.340	Tulane	1998
.338	Tulane	2001
.332	Charlotte	1998
.331	UAB	1998
.329	USF	1997

OFFICIAL AT-BATS**GAME**

74	Houston (Baylor)	2-21-99
73	Memphis (Evansville)	3-7-99
63	USF (Florida)	2-25-03
60	USF (CIN)	4-22-00
59	Cincinnati (USF)	4-22-00

SEASON

2499	Tulane (69 games)	2001
2448	USF (66 games)	1996
2412	Rice (70 games)	2007
2383	USF (63 games)	1997
2372	Rice (70 games)	2006

RUNS SCORED**GAME**

32	East Carolina (CIN)	4-17-04
30	TCU (LOU)	5-16-03
28	Tulane (CHA)	3-22-98
27	TCU (CHA)	4-23-05
26	Rice (MAR)	5-18-06
26	USF (Bethune-Cookman)	2-26-02
26	USF (UAB)	5-1-99

SEASON**SEASON**

639	Tulane (69 games)	2001
593	Tulane (63 games)	1998
586	USF (66 games)	1996
568	Tulane (65 games)	1999
565	Charlotte (62 games)	1998

HITS**GAME****HITS****GAME**

35	TCU (LOU)	5-16-03
34	East Carolina (CIN)	4-17-04
29	Houston (MEM)	4-3-99
28	Houston (USM)	4-14-06
28	Southern Miss (SE La.)	4-24-02
28	Tulane (CHA)	3-22-98

SEASON

844	Tulane (69 games)	2001
792	USF (66 games)	1996
783	USF (63 games)	1997
766	Tulane (63 games)	1998
759	Houston (63 games)	1997

RUNS BATTED IN**GAME**

32	East Carolina (CIN)	4-17-04
28	TCU (LOU)	5-16-03
27	Tulane (CHA)	3-22-98
26	Rice (MAR)	5-18-06
25	TCU (CHA)	4-23-05
25	USF (Bethune-Cookman)	2-26-02
25	USF (UAB)	4-30-99

SEASON

587	Tulane (69 games)	2001
536	Tulane (63 games)	1998
520	Tulane (65 games)	1999
515	Charlotte (62 games)	1998
504	Tulane (68 games)	2005

DOUBLES**GAME**

11	Rice (Memphis)	4-15-06
11	East Carolina (UAB)	5-13-05
10	UCF (Monmouth)	3-3-06
10	Southern Miss (SE. La.)	4-24-02
10	Southern Miss (CIN)	3-23-02
10	Memphis (Tenn.-Martin)	4-24-01
10	Saint Louis (Western Illinois)	3-14-99
9	13 tied with	

SEASON

168	Tulane (63 games)	1998
164	Tulane (68 games)	2005
162	Rice (70 games)	2006
157	Houston (66 games)	2000
156	Charlotte (62 games)	1998

TRIPLES**GAME**

4	Cincinnati (Cleveland State)	3-4-05
4	UAB (LOU)	4-5-98
4	Louisville (Toledo)	3-1-98
3	10 tied with	

Most Recent:

UAB (Alabama A&M)	3-21-07
-------------------	---------

SEASON

29	Charlotte (54 games)	2005
28	Louisville (55 games)	1998
27	USF (66 games)	1996
25	UAB (58 games)	2007
25	Louisville (56 games)	1999

HOME RUNS**GAME**

9	TCU (CHA)	4-23-05
8	Cincinnati (USF)	4-12-02
8	Tulane (CIN)	3-28-99
8	UAB (CIN)	4-26-97
7	10 tied with	

Most Recent:

Cincinnati (Toledo)	5-2-01
---------------------	--------

SEASON

128	Tulane (65 games)	1999
105	Tulane (63 games)	1998
100	East Carolina (64 games)	2004
95	Charlotte (62 games)	1998
95	Southern Miss (57 games)	1997

STOLEN BASES**GAME**

10	Houston (MEM)	3-24-01
10	UAB (HOU)	3-31-00
10	Houston (UAB)	5-3-97
9	Southern Miss (LOU)	3-31-96
9	Southern Miss (CIN)	3-15-97

SEASON**SEASON**

164	UAB (60 games)	2000
152	Houston (63 games)	1997
146	Tulane (69 games)	2001
137	Charlotte (59 games)	1996
116	Tulane (63 games)	2002

TOTAL BASES**GAME**

59	TCU (CHA)	4-23-05
55	TCU (LOU)	5-16-03
47	Rice (MAR)	5-18-06
47	Southern Miss (SE. La.)	4-24-02
47	Cincinnati (USF)	4-12-02
47	Houston (MEM)	4-3-99
47	USF (UAB)	4-30-99
47	UAB (Samford)	4-7-98
47	USF (SLU)	4-6-97

SEASON

1297	Tulane (65 games)	1999
1269	Tulane (63 games)	1998
1268	USF (66 games)	1996
1263	Tulane (69 games)	2001
1209	Charlotte (62 games)	1998

WALKS**GAME**

19	Tulane (Jackson State)	3-28-06
17	Saint Louis (Eastern Illinois)	3-30-04
17	Charlotte (Howard)	2-23-96
16	UAB (Alabama State)	2-12-00
16	USF (Stetson)	2-8-00
16	Louisville (HOU)	3-21-99
16	Tulane (Howard)	2-15-97

SEASON

340	USF (66 games)	1996
331	Tulane (68 games)	2005
323	Charlotte (62 games)	1998
321	Louisville (56 games)	1999
319	Tulane (69 games)	2001

STRIKEOUTS**GAME**

20	Houston (Baylor)	2-21-99
19	Memphis (HOU)	4-23-02
19	Memphis (HOU)	4-12-02
18	UAB (HOU)	3-31-00
18	Southern Miss (LSU)	2-19-99
18	Tulane (Southwestern La.)	3-19-97

SEASON

500	Memphis (58 games)	2001
483	UAB (60 games)	2000
477	USF (66 games)	1996
468	Memphis (53 games)	2002
468	UAB (56 games)	2002

SLUGGING PERCENTAGE**SEASON**

.563	Tulane	1998
.561	Tulane	1999
.545	Charlotte	1998
.534	UAB	1998
.527	East Carolina	2004

ON-BASE PERCENTAGE**SEASON**

.433	Tulane	1998
.421	Charlotte	1998
.419	Tulane	2001
.413	Tulane	2005
.412	UAB	1998

HIT BY PITCH**SEASON**

112	Rice	2006
93	Rice	2007
91	Charlotte	2000
88	TCU	2004
87	Southern Miss	1997

**RECORDS
TEAM ALL GAMES**

67

2008 C-USA BASEBALL





RECORDS
TEAM ALL GAMES

2007 NCAA
LEADERS

68

2008 C-USA BASEBALL



PITCHING

EARNED RUN AVERAGE SEASON

3.04	Rice	2007
3.16	Rice	2006
3.20	Houston	2002
3.58	Houston	2000
3.64	East Carolina	2002

INNINGS PITCHED GAME

22.0	Houston (Baylor)	2-21-99
21.0	Memphis (Evansville)	3-7-99
17.0	Cincinnati (Kentucky)	5-5-99
16.0	Houston (MEM)	4-23-06
16.0	Cincinnati (USF)	4-22-00
16.0	USF (CIN)	4-22-00

SEASON

625.2	Rice (70 games)	2007
619.0	Tulane (69 games)	2001
618.2	Rice (70 games)	2006
602.0	Tulane (68 games)	2005
597.2	Houston (66 games)	2000

STRIKEOUTS GAME

21	Houston (SLU)	5-7-05
19	East Carolina (Michigan)	3-17-07
19	TCU (Manhattan)	3-4-05
19	Houston (Memphis)	4-13-02
19	Houston (Memphis)	4-12-02
19	Memphis (Evansville)	3-7-99
18	UCF (Northeastern)	3-7-07
18	East Carolina (Elon)	3-5-03
18	Houston (UAB)	3-31-00
18	Tulane (Southeastern La.)	3-4-98

SEASON

653	Rice (70 games)	2006
579	Tulane (68 games)	2005
569	Tulane (63 games)	1996
552	Rice (70 games)	2007
548	Houston (65 games)	2002

SAVES SEASON

22	Rice (70 games)	2006
22	Tulane (68 games)	2005
21	Rice (70 games)	2007
18	East Carolina (64 games)	2002
18	Tulane (65 games)	1999

OPPOSING BATTING AVERAGE SEASON

.228	Rice (70 games)	2006
.236	Rice (70 games)	2007
.248	East Carolina (64 games)	2004
.249	Houston (61 games)	2006
.251	TCU (61 games)	2005

COMPLETE GAMES SEASON

14	Louisville (61 games)	2001
12	Tulane (60 games)	2001
12	Charlotte (57 games)	1999
12	Charlotte (57 games)	1997
11	Charlotte (52 games)	2000

SHUTOUTS SEASON

9	East Carolina (64 games)	2004
8	Rice (70 games)	2007
8	Tulane (68 games)	2005
8	TCU (61 games)	2005
8	Tulane (62 games)	2004
7	Tulane (59 games)	2007
7	East Carolina (64 games)	2002
7	Houston (65 games)	2002

FIELDING

PUTOUTS GAME

66	Houston (Baylor)	2-21-99
63	Memphis (Evansville)	3-7-99
51	Cincinnati (Kentucky)	5-5-99
48	Houston (Memphis)	4-23-06
48	Cincinnati (USF)	4-22-00
48	USF (CIN)	4-22-00

SEASON

1877	Rice (70 games)	2007
1856	Rice (70 games)	2006
1806	Tulane (68 games)	2005
1793	Houston (66 games)	2000
1768	USF (66 games)	1996

ASSISTS GAME

35	Memphis (Evansville)	3-7-99
30	Southern Miss (Louisiana-Monroe)	5-3-05
29	Houston (Baylor)	2-21-99
27	UAB (SLU)	4-12-98
26	USF (ECU)	4-4-03

SEASON

821	Rice (70 games)	2007
780	Southern Miss (63 games)	1999
773	Rice (70 games)	2006
749	USF (63 games)	1997
741	Houston (64 games)	1999

ERRORS GAME

9	TCU (Oklahoma)	4-12-05
9	UAB (LOU)	5-14-99
9	Saint Louis (Fontbonne)	4-9-98
8	Memphis (TCU)	3-19-04
8	UAB (Samford)	3-9-04
8	Tulane (George Washington)	2-13-98

SEASON

127	Saint Louis (48 games)	1998
125	UAB (53 games)	1999
112	Saint Louis (58 games)	1999
112	Southern Miss (60 games)	1996
111	Memphis (55 games)	2005
111	Charlotte (59 games)	1998

DOUBLE PLAYS GAME

7	Memphis (Murray State)	4-11-06
---	------------------------	---------

SEASON

84	Rice (70 games)	2007
80	Southern Miss (63 games)	1999
79	USF (58 games)	1999
74	USF (55 games)	2004
74	Houston (66 games)	2000

2007 NCAA LEADERS

BATTING AVERAGE

40-	Rice	.311
-----	------	------

DOUBLES

12-	Brian Friday, Rice	(29) 0.43 pg
26-	Memphis	(137) 2.17 pg
27-	Rice	(152) 2.17 pg

TRIPLES

23-	Brint Hardy, UAB	(6) 0.12 pg
10-	UAB	(25) 0.43 pg

HOME RUNS PER GAME

28-	East Carolina	(68) 1.08 pg
36-	Memphis	(63) 1.00 pg

WALKS PER GAME

34-	Ryan Keedy, UAB	(40) 0.80 pg
39-	Michael Ewing, Southern Miss	(44) 0.73 pg
45-	Aaron Luna, Rice	(38) 0.79 pg

RUNS PER GAME

13-	Trey Sutton, Southern Miss	(69) 1.21 pg
27-	Rice	(511) 7.30 pg

HIT BY PITCH

42-	Tyler Henley, Rice	(22) 0.32 pg
-----	--------------------	--------------

STOLEN BASES

21-	K.K. Chalmers, Memphis	(33) 0.54 pg
38-	Tyson Auer, UCF	(27) 0.47 pg

SACRIFICE HITS PER GAME

46-	Cat Everett, Tulane	(14) 0.23 pg
-----	---------------------	--------------

SLUGGING PERCENTAGE

40-	Rice	.466
50-	Memphis	.459

VICTORIES

16-	Ryan Berry, Rice	11
16-	Joe Savery, Rice	11

EARNED RUN AVERAGE

31-	Matt Langwell, Rice	2.35
47-	Ryan Belanger, Southern Miss	2.54
4-	Rice	3.04
29-	Southern Miss	3.79
42-	Tulane	3.94

STRIKEOUTS PER NINE INNINGS

19-	Sean Morgan, Tulane	(122) 10.7
12-	Tulane	(486) 8.3
23-	Rice	(507) 8.0

TOTAL STRIKEOUTS

14-	Ryan Berry, Rice	125
16-	Sean Morgan, Tulane	122
44-	Shooter Hunt, Tulane	104

SAVES

5-	Shane Mathews, East Carolina	14
42-	Daniel Latham, Tulane	10

FIELDING

13-	Tulane	.974
20-	Southern Miss	.973
33-	East Carolina	.971
50-	Rice	.969

DOUBLE PLAYS PER GAME

4-	Rice	(84) 1.20 pg
19-	UAB	(60) 1.03 pg
33-	East Carolina	(62) 0.98 pg

WON-LOSS PERCENTAGE

3-	Rice	(56-14) .800
41-	East Carolina	(40-23) .635
43-	Southern Miss	(39-23) .629

BATTING

BATTING AVERAGE

SEASON

.476	Jarrold Bitter, HOU	1999
.467	Brian Friday, RICE	2006
.459	Adam Amar, MEM	2006
.451	Goefrey Tomlinson, HOU	1997
.448	Michael Murray, MEM	2007

OFFICIAL AT BATS

GAME

8	Will Petersen, MEM (HOU)	4-23-06
8	Jamie Paige, ECU (CIN)	4-17-04
8	Jake Duncan, TCU (LOU)	5-16-03
8	Ryan Minges, CIN (USF)	4-22-00
8	Kevin Youkilis, CIN (USF)	4-22-00
8	Chris Cuccia, USF (CIN)	4-22-00
8	Ben Drawdy, USF (CIN)	4-22-00
7	55 tied with	

SEASON

142	Jamie Paige, ECU	2004
137	Stuart Munslewhite, TCU	2005
133	Jake Duncan, TCU	2003
130	Mike Ambrose, CHA	2005
130	Matt Shepherd, USM	2004
130	Tony Giarratano, TLN	2003

RUNS SCORED

GAME

6	Aaron Luna, RICE (MAR)	5-18-06
5	K.K. Chalmers, MEM (UCF)	5-12-06
5	Danny Sawyer, UAB (UCF)	4-23-06
5	Austin Adams, TCU (CHA)	4-23-05
5	Mark Minicozzi, ECU (CIN)	4-17-04
5	Terry Trofholz, TCU (LOU)	5-16-03
5	Andy Cannizaro, TLN (CHA)	4-8-01
5	Anthony Snowell, CIN (SLU)	5-5-99
5	Mike Pursell, TLN (CHA)	3-22-98
5	Joey Anderson, CHA (LOU)	5-16-96
5	Chris Heintz, USF (CIN)	4-14-96
4	77 tied with	

SEASON

46	Ryan Jones, ECU	2004
46	James Jurries, TLN	2002
43	Ross Gload, USF	1997
42	James Jurries, TLN	1999
42	Brandon Caraway, HOU	1998

HITS

GAME

7	Jamie Paige, ECU (CIN)	4-17-04
6	Billy Richardson, ECU (CIN)	4-17-04
6	Steve Shirley, TLN (USF)	5-12-00
6	Kevin Youkilis, CIN (SLU)	3-17-00
6	Anthony Snowell, CIN (SLU)	5-5-99
5	38 tied with	

SEASON

57	Jamie Paige, ECU	2004
52	Travis Tully, HOU	2005
52	Terry Trofholz, TCU	2002
51	Ryan Norwood, ECU	2004
50	six tied with	

RUNS BATTED IN

GAME

8	Dustin Kingsbury, HOU (CIN)	4-3-05
8	Mickey McKee, TLN (USM)	5-9-98
8	B.J. Huff, UAB (SLU)	3-15-96
8	James Matan, CHA (MEM)	4-20-96
7	18 tied with; most recently:	
	Adam Amar (TLN)	3-23-06

SEASON

54	Brad Willcutt, USM	2005
50	Bo Robinson, CHA	1998
46	Jake Gautreau, TLN	2001
46	Chris Heintz, USF	1996
45	Shayne Carnes, UAB	1998

DOUBLES

GAME

4	Brian Friday, RICE (MEM)	5-15-06
4	Brad Willcutt, USM (HOU)	5-21-05
4	Jamie Paige, ECU (CIN)	4-17-04
3	22 tied with; most recently:	
	Danny Sawyer, UAB (MAR)	4-16-06

SEASON

21	Ryan Norwood, ECU	2004
19	Andy Cannizaro, TLN	2001
16	Jason Hill, CHA	1998
16	Goefrey Tomlinson, HOU	1997
15	Brad Emaus, TLN	2005
15	Brad Willcutt, USM	2005
15	Devin Ivany, USF	2004

TRIPLES

GAME

2	Patrick Breen, HOU (CIN)	4-24-04
2	Greg Wooley, USM (USF)	3-23-00
2	Doug Lorenz, LOU (UAB)	5-16-99
2	Mike Medrano, HOU (TLN)	3-15-98
2	Doug Lorenz, LOU (CHA)	5-1-98
2	B.J. Huff, UAB (SLU)	3-15-96
1	several tied with	

SEASON

7	Corey Lane, CHA	2005
6	Chris Meeke, TCU	2003
6	Mike Barclay, USF	2002
5	Brint Hardy, UAB	2007
4	seven tied with	
	Most Recently:	
4	Beau Davis, USM	2006

HOME RUNS

GAME

3	Adam Amar, MEM (TLN)	3-23-06
3	Nathan Southard, TLN (HOU)	5-28-05
3	Austin Adams, TCU (CHA)	4-23-05
3	Joe List, CIN (USF)	4-12-02
3	Allen Winningham, USM (TCU)	3-15-02
3	Chris Hamblen, CIN (MEM)	3-13-02
3	J.P. Woodward, HOU (LOU)	3-20-99
3	James McAuley, LOU (UAB)	5-15-99
3	Jason Sparks, TLN (CHA)	3-21-99
3	Jason Lovell, MEM (CIN)	3-25-98
3	Mickey McKee, TLN (USM)	5-9-98
3	Jeff Bell, UAB (CHA)	5-15-96
3	James Matan, CHA (MEM)	4-20-96
3	Kevin Bennett, LOU (CIN)	3-15-97

SEASON

14	Trevor Lawhorn, ECU	2004
14	James Jurries, TLN	2002
14	Jake Gautreau, TLN	2001
14	James Matan, CHA	1998
14	Bo Robinson, CHA	1998
13	Clint King, USM	2003
13	Jeff Cook, USM	2003

TOTAL BASES

GAME

14	Jason Lovell, MEM (CIN)	4-25-98
14	Kevin Bennett, LOU (CIN)	3-15-97
13	Adam Amar, MEM (TLN)	3-23-06
13	James Jurries, TLN (UAB)	4-14-00
13	Anthony Snowell, CIN (SLU)	5-5-99
13	J.P. Woodward, HOU (LOU)	3-20-99

SEASON

103	Ryan Jones, ECU	2004
98	Ryan Norwood, ECU	2004
98	Trevor Lawhorn, ECU	2004
98	Bo Robinson, CHA	1998
97	Brad Willcutt, USM	2005
97	Jake Gautreau, TLN	2000

STOLEN BASES

GAME

6	Josh Hoffapuir, USM (CIN)	4-29-00
4	Ryan Wood, ECU (UCF)	5-12-07
4	Michael Bourn, HOU (USF)	5-5-02
4	Michael Bourn, HOU (TLN)	3-24-02
4	Andy Cannizaro, TLN (UAB)	4-29-01
4	Will Smith, UAB (MEM)	4-7-00
4	Gio Cafaro, USF (CIN)	4-2-96
4	Gio Cafaro, USF (UAB)	5-12-96

SEASON

25	Jonny Kaplan, TLN	2003
24	Gio Cafaro, USF	1996
21	Michael Bourn, HOU	2002
20	Jon Kaplan, TLN	2002
19	Andy Cannizaro, TLN	2001
19	Brian Hughes, TLN	1998

WALKS

GAME

5	G. Tomlinson, HOU (MEM)	4-20-97
4	25 tied with	

SEASON

31	Ross Gload, USF	1996
30	Johnny Raburn, USF	2000
27	Michael Bourn, HOU	2002
26	Gerald Clark, TLN	2002
26	Doug Lorenz, LOU	1999
26	Mike Pursell, TLN	1998

STRIKEOUTS

GAME

5	Matt Helm, MAR (TLN)	3-23-07
5	Bryan Hierlmeier, USF (ECU)	4-4-03
5	Chris Hesse, USM (MEM)	3-14-97
4	several tied with	

RECORDS INDIVIDUAL C-USA GAMES

69

2008 C-USA BASEBALL





**RECORDS
INDIVIDUAL
C-USA GAMES**

70

2008 C-USA BASEBALL

SEASON

43	Matt Womble, UAB	2002
37	Brent Laircey, UAB	2000
36	Patrick Hope, MEM	2005
35	Isaiah Howes, LOU	2004
35	Barrett Smith, MEM	2002
35	Mitch Jones, UAB	2002

SLUGGING PERCENTAGE

SEASON

.949	Matt Weston, HOU	2006
.901	James Jurries, TLN	2000
.864	Shayne Carnes, UAB	1998
.860	Bo Robinson, CHA	1998
.856	Brian Friday, RICE	2006

ON-BASE PERCENTAGE

SEASON

.562	James Jurries, TLN	2000
.553	Ross Gload, USF	1996
.552	Jarrod Bitter, HOU	1999
.545	Brian Friday, RICE	2006
.541	Goefrey Tomlinson, HOU	1997

HIT BY PITCH

SEASON

14	Mark Muscenti, CIN	2004
13	Jason Sparks, TLN	1998
11	J.J. Estrada, TCU	2005
11	Shelby Ford, TCU	2005
11	Bryan Hierlmeier, USF	2005
11	Shelby Ford, TCU	2004

PITCHING

MOST WINS

SEASON

8	Clayton Jerome, TCU	2002
8	Jared Berkowitz, TLN	2000
8	Kyle Crowell, HOU	2000
8	Kyle Crowell, HOU	1999
7	Brad Lincoln, HOU	2006
7	Clayton Jerome, TCU	2003
7	Zachary Treadway, CHA	2003
7	Nick Bourgeois, TLN	2002
7	Zach Jackson, LOU	2002
7	Brad Sullivan, HOU	2002
7	Jared Berkowitz, TLN	1999
7	Shane Nance, HOU	1998
7	Jason Stanford, CHA	1998
7	Jason Navarro, TLN	1997

EARNED RUN AVERAGE

SEASON (min. 1.0 IP per team game)

0.70	Grant Addison, UAB	2007
0.70	Cole St. Clair, RICE	2006
1.28	Brad Lincoln, HOU	2006
1.47	Duncan McAdoo, HOU	2000
1.48	Carlos Fernandez, LOU	2003
1.58	Clayton Jerome, TCU	2003
1.66	Lance Broadway, TCU	2005
1.78	Garrett Mock, HOU	2004
1.80	Erik Walker, CHA	2005
1.80	Shane Nance, HOU	1998
1.95	Ryan Wagner, HOU	2003

INNINGS PITCHED

GAME

11.0	Chad Harville, MEM (SLU)	4-12-97
10.0	Brad Lincoln, HOU (SLU)	5-7-05
10.0	Brad Sullivan, HOU (SLU)	4-18-03
10.0	Zach Treadway, CHA (USF)	5-6-01
10.0	Jason Stanford, CHA (UAB)	4-24-99
9.2	Jonathan Leicester, MEM (USM)	3-17-00
9.1	Jeremy Slone, MAR (TLN)	5-7-06
9.1	Michael Stallings, UAB (USM)	4-11-99

SEASON

79.2	Clayton Jerome, TCU	2003
77.2	Zachary Treadway, CHA	2003
77.0	Jon Uhl, USF	2003
74.1	Brad Sullivan, HOU	2002
71.2	Jason Stanford, CHA	1999

MOST STRIKEOUTS

GAME

17	Chad Harville, MEM (CIN)	5-2-97
16	Brad Sullivan, HOU (SLU)	4-18-03
16	Brad Sullivan, HOU (MEM)	4-12-02
15	Brad Lincoln, HOU (SLU)	5-7-05
15	Nick Bourgeois, TLN (MEM)	4-5-02
15	Brian Kern, SLU (USM)	4-5-96

SEASON

100	Brad Sullivan, HOU	2003
97	Lance Broadway, TCU	2005
97	Brad Sullivan, HOU	2002
91	Chad Harville, MEM	1997
87	Micah Owings, TLN	2005

SAVES

SEASON

7	Matt Yokley, MEM	2007
7	Daniel Latham, TLN	2006
7	Austin Tubb, USM	2004
7	Austin Tubb, USM	2003
7	Ryan Wagner, HOU	2003
7	John McKay, CHA	2000
7	Brandon Belanger, TLN	1999
6	six tied with	
Most Recently:		
6	Cole St.Clair, RICE	2006

APPEARANCES

SEASON

21	Joey Livingston, USF	2002
19	Erik Walker, CHA	2005
19	Brandon Raznovsky, HOU	2004
18	Eric Roberts, UAB	2004
18	Ray Antonelli, USM	2003

GAMES STARTED

SEASON

10	49 tied with	
9	43 tied with	

OPPOSING BATTING AVERAGE

SEASON

.116	Cole St.Clair, RICE	2006
.164	Ryan Wagner, HOU	2003
.169	Brad Sullivan, HOU	2002
.170	Erik Walker, CHA	2005
.184	Grant Addison, UAB	2007
.184	Brad Lincoln, HOU	2006
.184	John McKay, CHA	2000

FIELDING

PUTOUTS

GAME

22	Craig Tewes, CIN (USF)	4-22-00
21	Brett Logan, HOU (SLU)	5-7-05
19	Daniel Boyd, USF (CIN)	4-22-00
19	Craig Tewes, CIN (USF)	5-3-98
18	Andrew Slania, SLU (CIN)	5-9-03
18	Chris Snyder, HOU (UAB)	3-31-00
18	Jay Fik, MEM (SLU)	3-26-00
18	Keith Graffagnini, TLN (CHA)	3-22-98

SEASON

281	Nathan McCorkle, UAB	2005
281	Matt Womble, UAB	2002
269	Doug Lorenz, LOU	1998
268	Michael Artman, USM	1999
265	Michael Aubrey, TLN	2003

ASSISTS

GAME

11	Dan Harness, UAB (SLU)	4-12-98
10	Billy Richardson, ECU (UAB)	5-13-05
10	Daniel Ugglia, MEM (SLU)	3-26-00
10	Chris Fishburn, USM (TLN)	5-14-99
10	Joe Grawey, UAB (MEM)	5-5-96
10	Dan Harness, UAB (MEM)	3-22-97

SEASON

116	Matt Shepherd, USM	2003
105	Mark Garner, UAB	2002
104	Mark Muscenti, CIN	2005
104	Seth Rollin, UAB	2005
104	Travis Kahoalii, LOU	1998

ERRORS

GAME

4	Christian Reimers, UAB (LOU)	5-14-99
3	40 tied with	

SEASON

18	Corey Reimers, UAB	1999
16	Patrick Hope, MEM	2005
15	Brandon Shockley, SLU	1999
14	Ryan Minges, CIN	2000
14	Shaun Skrehot, HOU	1998
14	Johnny Raburn, USF	1998
14	Michael Johns, TLN	1997



**MOST WINS
CONFERENCE GAMES**

25	East Carolina	2004
24	Tulane	2005
23	Southern Miss	2003
22	Rice	2007
22	Rice	2006
22	TCU	2003
22	Houston	2002
22	Tulane	1998

BATTING

**BATTING AVERAGE
SEASON**

.353	East Carolina	2004
.353	Tulane	1998
.347	Tulane	2000
.342	Tulane	2001
.342	Charlotte	1998

**OFFICIAL AT-BATS
GAME**

60	USF (CIN)	4-22-00
59	Cincinnati (USF)	4-22-00
58	East Carolina (CIN)	4-17-04
58	TCU (LOU)	5-16-03
56	Memphis (HOU)	4-23-06
56	Houston (USM)	4-14-06
56	East Carolina (USF)	4-4-03
56	UAB (USF)	5-1-99

SEASON

1130	East Carolina (30 games)	2004
1090	TCU (30 games)	2005
1087	TCU (30 games)	2003
1082	Charlotte (30 games)	2005
1082	Tulane (30 games)	2002

**RUNS SCORED
GAME**

32	East Carolina (CIN)	4-17-04
30	TCU (LOU)	5-16-03
28	Tulane (CHA)	3-22-98
27	TCU (CHA)	4-23-05
26	Rice (MAR)	5-18-06
26	USF (UAB)	4-30-99

SEASON

298	East Carolina (30 games)	2004
284	Tulane (27 games)	1998
254	Tulane (27 games)	2001
250	Charlotte (27 games)	1998
249	Tulane (30 games)	2004

**HITS
GAME**

35	TCU (LOU)	5-16-03
34	East Carolina (CIN)	4-17-04
29	Houston (MEM)	4-3-99
28	Houston (USM)	4-14-06
28	Tulane (CHA)	3-22-98

SEASON

399	East Carolina (30 games)	2004
355	TCU (30 games)	2003
351	Tulane (30 games)	2004
350	TCU (30 games)	2005
346	Tulane (30 games)	2005

**RUNS BATTED IN
GAME**

32	East Carolina (CIN)	4-17-04
28	TCU (LOU)	5-16-03
27	Tulane (CHA)	3-22-98
26	Rice (MAR)	5-18-06
25	USF (UAB)	4-30-99
25	TCU (CHA)	4-23-05

SEASON

280	East Carolina (30 games)	2004
260	Tulane (27 games)	1998
236	Tulane (27 games)	2001
224	Tulane (30 games)	2005
224	Tulane (30 games)	2004
224	TCU (30 games)	2003

**DOUBLES
GAME**

11	Rice (MEM)	4-15-06
11	East Carolina (UAB)	5-13-05
10	Southern Miss (CIN)	3-23-02
9	East Carolina (CIN)	4-17-04
9	Houston (USF)	4-7-00
9	UAB (USF)	5-1-99
9	Southern Miss (LOU)	5-8-99
9	UAB (HOU)	5-4-97

SEASON

88	East Carolina (30 games)	2004
83	Southern Miss (30 games)	2005
83	Tulane (30 games)	2005
75	UAB (27 games)	1998
74	TCU (30 games)	2003
74	Houston (25 games)	2000
74	Tulane (27 games)	2000

**TRIPLES
GAME**

4	UAB (LOU)	4-5-98
3	Tulane (SLU)	3-29-02
3	Charlotte (USM)	4-7-02
3	USF (CHA)	4-10-99
3	Louisville (CHA)	5-1-98
3	USF (SLU)	4-6-97

SEASON

15	Charlotte (30 games)	2005
14	TCU (30 games)	2003
12	USF (30 games)	2002
12	TCU (30 games)	2002
12	USF (27 games)	1999

**HOME RUNS
GAME**

9	TCU (CHA)	4-23-05
8	Cincinnati (USF)	4-14-02
8	Tulane (CIN)	3-28-99
8	UAB (CIN)	4-26-97
7	Tulane (USM)	4-21-01
7	Tulane (HOU)	4-14-01
7	Tulane (CIN)	4-2-00
7	Houston (CIN)	5-2-99

SEASON

62	East Carolina (30 games)	2004
62	Tulane (27 games)	1999
51	Southern Miss (30 games)	2003
51	Charlotte (27 games)	1998
48	Tulane (27 games)	2001
48	Southern Miss (26 games)	1997

**STOLEN BASES
GAME**

10	Houston (MEM)	3-24-01
10	Houston (UAB)	5-3-97
9	Southern Miss (LOU)	3-31-96
9	Southern Miss (CIN)	5-15-97
8	four tied with	

SEASON

66	Houston (27 games)	1997
64	Houston (27 games)	2001
58	Charlotte (24 games)	1996
57	USF (30 games)	2002
57	Tulane (30 games)	2002

**TOTAL BASES
GAME**

59	TCU (CHA)	4-23-05
58	East Carolina (CIN)	4-17-04
55	TCU (LOU)	5-16-03
47	Rice (MEM)	4-15-06
47	Cincinnati (USF)	4-14-02
47	Houston (MEM)	4-3-99
47	USF (UAB)	4-30-99
47	USF (SLU)	4-6-97

SEASON

683	East Carolina (30 games)	2004
579	Charlotte (27 games)	1998
576	TCU (30 games)	2005
565	TCU (30 games)	2003
563	Southern Miss (30 games)	2003

**WALKS
GAME**

16	Louisville (HOU)	3-20-99
15	UCF (UAB)	4-22-06
14	Southern Miss (CIN)	3-26-05
14	USF (CIN)	4-14-96
13	Tulane (USF)	4-30-05
13	Cincinnati (USM)	4-30-00
13	USF (UAB)	4-30-99
13	Louisville (USF)	5-17-96

SEASON

159	Tulane (27 games)	1998
150	Tulane (30 games)	2005
145	Southern Miss (30 games)	2005
142	Houston (29 games)	2002
141	Cincinnati (27 games)	2001
141	Louisville (27 games)	1999
141	USF (24 games)	1996

**STRIKEOUTS
GAME**

19	Memphis (HOU)	4-13-02
19	Memphis (HOU)	4-12-02
17	Cincinnati (SLU)	5-9-03
17	Saint Louis (HOU)	4-18-03
17	East Carolina (HOU)	3-14-03
17	Southern Miss (TUL)	5-14-99
17	Cincinnati (MEM)	5-3-97

SEASON

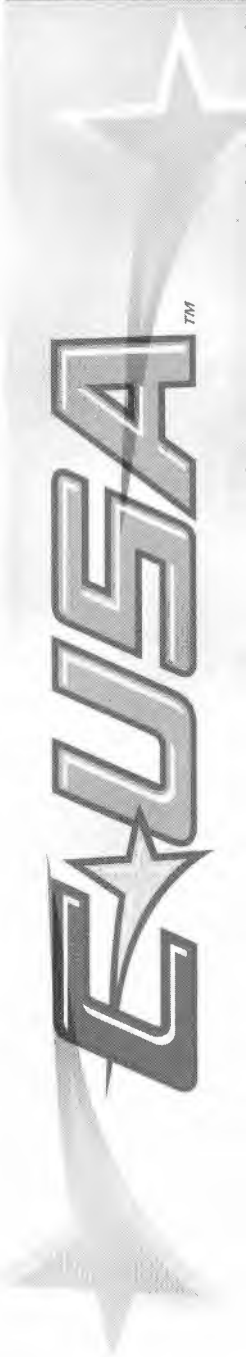
293	Memphis (30 games)	2002
260	Memphis (30 games)	2003
260	Memphis (29 games)	2003
252	UAB (30 games)	2002
245	Saint Louis (30 games)	2003



**RECORDS
TEAM
C-USA GAMES**

71

2008 C-USA BASEBALL





**RECORDS
TEAM
C-USA GAMES**

72

2008 C-USA BASEBALL

SLUGGING PERCENTAGE

SEASON	Player	Games	Year
.604	East Carolina	(30 games)	2004
.578	Charlotte	(27 games)	1998
.576	Tulane	(27 games)	1998
.575	Tulane	(27 games)	1999
.562	Tulane	(27 games)	2001

ON-BASE PERCENTAGE

SEASON	Player	Games	Year
.455	Tulane	(27 games)	1998
.424	East Carolina	(30 games)	2004
.424	Tulane	(27 games)	2000
.421	Tulane	(30 games)	2005
.420	Rice	(24 games)	2007

HIT BY PITCH

SEASON	Player	Games	Year
46	TCU	(30 games)	2004
43	Louisville	(30 games)	2004
43	UAB	(30 games)	2004
38	TCU	(30 games)	2005
38	Southern Miss	(29 games)	2002
38	Tulane	(27 games)	1998

PITCHING

EARNED RUN AVERAGE

SEASON	Player	Games	Year
2.62	Rice	(24 games)	2007
3.00	Houston	(25 games)	2000
3.04	Rice	(24 games)	2006
3.04	Houston	(29 games)	2002
3.21	Houston	(27 games)	2001
3.21	USF	(24 games)	1996

INNINGS PITCHED

GAME	Player	Team	Date
16.0	Houston (MEM)		4-23-06
16.0	Cincinnati (USF)		4-22-00
16.0	USF (CIN)		4-22-00
15.2	Memphis (HOU)		4-23-06
15.0	East Carolina (HOU)		4-4-03
15.0	Cincinnati (SLU)		5-9-03
15.0	Saint Louis (CIN)		5-9-03
15.0	Memphis (UAB)		4-19-02
SEASON	Player	Games	Year
275.1	East Carolina	(30 games)	2003
268.0	Charlotte	(30 games)	2005
267.0	Houston	(30 games)	2003
265.2	Southern Miss	(30 games)	2003
265.1	Memphis	(30 games)	2002

STRIKEOUTS

GAME	Player	Team	Date
21	Houston (SLU)		5-7-05
19	Houston (MEM)		4-13-02
19	Houston (MEM)		4-12-02
18	Houston (UAB)		3-31-00
17	Houston (SLU)		4-18-03
17	Saint Louis (CIN)		5-9-03
17	Houston (ECU)		3-14-03
17	Tulane (USM)		5-14-99
17	Memphis (CIN)		5-2-97
SEASON	Player	Games	Year
309	Houston	(30 games)	2003
287	Tulane	(30 games)	2005
280	TCU	(30 games)	2005
254	Houston	(29 games)	2002
251	Houston	(29 games)	2005

SEASON

SEASON	Player	Games	Year
309	Houston	(30 games)	2003
287	Tulane	(30 games)	2005
280	TCU	(30 games)	2005
254	Houston	(29 games)	2002
251	Houston	(29 games)	2005

SAVES

SEASON	Player	Games	Year
11	Rice	(24 games)	2006
10	Southern Miss	(30 games)	2003
10	USF	(27 games)	2001
9	Rice	(24 games)	2007
9	Houston	(30 games)	2004
9	East Carolina	(30 games)	2002

OPPOSING BATTING AVERAGE

SEASON	Player	Games	Year
.220	Houston	(29 games)	2002
.228	Rice	(24 games)	2007
.238	Houston	(30 games)	2003
.242	Houston	(27 games)	1998
.244	Houston	(25 games)	2000

FIELDING

PUTOUTS

GAME	Player	Team	Date
48	Houston (MEM)		4-23-06
48	Cincinnati (USF)		4-22-00
48	USF (CIN)		4-22-00
47	Memphis (HOU)		4-23-06
45	Cincinnati (SLU)		5-9-03
45	Saint Louis (CIN)		5-9-03
45	East Carolina (USF)		4-4-03
45	USF (ECU)		4-4-03
45	Memphis (UAB)		4-19-02
SEASON	Player	Games	Year
826	East Carolina	(30 games)	2003
804	Charlotte	(30 games)	2005
801	Houston	(30 games)	2003
797	Southern Miss	(30 games)	2003
796	Tulane	(30 games)	2005
796	Memphis	(30 games)	2002

ASSISTS

GAME	Player	Team	Date
27	UAB (SLU)		4-12-98
26	USF (ECU)		4-4-03
24	Cincinnati (USF)		4-22-00
23	Memphis (SLU)		3-26-00
23	Cincinnati (USF)		5-3-98
SEASON	Player	Games	Year
363	UAB	(30 games)	2005
353	UAB	(30 games)	2002
352	Southern Miss	(30 games)	2003
350	Southern Miss	(27 games)	1999
349	Cincinnati	(30 games)	2002

SEASON

SEASON	Player	Games	Year
363	UAB	(30 games)	2005
353	UAB	(30 games)	2002
352	Southern Miss	(30 games)	2003
350	Southern Miss	(27 games)	1999
349	Cincinnati	(30 games)	2002

ERRORS

GAME	Player	Team	Date
9	UAB (LOU)		5-14-99
8	Memphis (TCU)		3-19-04
7	USF (TLN)		3-16-01
7	Saint Louis (USM)		3-20-99
7	Louisville (UAB)		4-3-98
7	Southern Miss (USF)		5-2-97
SEASON	Player	Games	Year
62	UAB	(27 games)	1999
62	Saint Louis	(24 games)	1998
57	Memphis	(30 games)	2002
56	Charlotte	(30 games)	2004
56	Cincinnati	(27 games)	1997

SEASON

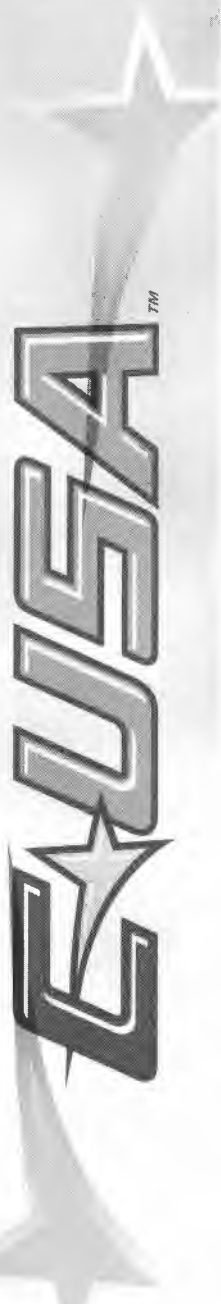
SEASON	Player	Games	Year
62	UAB	(27 games)	1999
62	Saint Louis	(24 games)	1998
57	Memphis	(30 games)	2002
56	Charlotte	(30 games)	2004
56	Cincinnati	(27 games)	1997



Ryan Wood, East Carolina



David Clark, Southern Miss



INDIVIDUAL

BATTING

BATTING AVERAGE

GAME (Min. 5 at-bats)		
1.000	Jordan Hart, MEM (USM)	2004
1.000	Brian Hughes, TUL (LOU)	1998
1.000	Jeff Davis, USM (SLU)	1996
1.000	Jason Michonski, USF (CHA)	1996
.833	Joe Savery, RICE (UCF)	2007
.833	Key Voshell, LOU (UAB)	1998
.833	Joey Hammond, CHA (LOU)	1996

SERIES (Min. 10 at-bats)

.714	Jason Michonski, USF (10-for-14)	1996
.692	Brian Bormaster, TUL (9-for-13)	2003
.625	Jeff Davis, USM (10-for-16)	1996
.615	Tommy Manzella, TUL (8-for-13)	2003
.615	Tommy Manzella, TUL (8-for-13)	2002

TIMES AT BAT

GAME		
7	Brandon Caraway, HOU (USF)	2000
7	Craig Brown, TUL (CHA)	1997
7	Jeff Bell, UAB (HOU)	1997
7	Dan Harness, UAB (HOU)	1997
6	several tied with	

SERIES

33	Andy Cannizaro, TUL (6 games)	2001
33	Jon Kaplan, TUL (6 games)	2001
32	James Jurries, TUL (6 games)	2001
32	Jake Gautreau, TUL (6 games)	2001
31	two tied with	

RUNS SCORED

GAME		
5	Jess Buenger, RICE (MEM)	2007
5	Joey Anderson, CHA (LOU)	1996
5	Goefrey Tomlinson, HOU (CHA)	1997
4	14 tied with	

SERIES

11	Jarrett Hoffpauir, USM (6 games)	2004
10	Chris Heintz, USF (6 games)	1996
10	Goefrey Tomlinson, HOU (5 games)	1997
9	Jess Buenger, RICE (5 games)	2007
9	Aaron Luna, RICE (5 games)	2007
9	Marc Maddox, USM (6 games)	2004
9	Andy Cannizaro, TUL (4 games)	1999

HITS

GAME		
5	Joe Savery, RICE (MEM)	2007
5	Jordan Hart, MEM (USM)	2004
5	Brian Hughes, TUL (LOU)	1998
5	Key Voshell, LOU (UAB)	1998
5	Joey Hammond, CHA (LOU)	1996
4	43 tied with	

SERIES

15	Ben Drawdy, USF (6 games)	2001
13	Aaron Luna, RICE (5 games)	2007
13	Austin Adams, TCU (6 games)	2004
13	Jarrett Hoffpauir, USM (6 games)	2004
13	Chris Heintz, USF (6 games)	1996
12	four tied with	

RUNS BATTED IN

GAME		
7	Aaron Luna, RICE (MEM)	2007
7	Kevin Kaczmarek, LOU (USF)	1996
6	Jared Gayheart, RICE (ECU)	2007
6	Jarrett Hoffpauir, USM (UAB)	2004
6	Ronnie Barassi, MEM (SLU)	1996
6	Chris Heintz, USF (CHA)	1996
5	12 tied with	

SERIES

13	Aaron Luna, RICE (5 games)	2007
13	Jarrett Hoffpauir, USM (6 games)	2004
12	Austin Adams, TCU (6 games)	2004
10	Jarrod Bitter, HOU (4 games)	1999
10	Chris Heintz, USF (6 games)	1996
10	Cliff Wren, USM (4 games)	1996

DOUBLES

GAME		
3	Tyson Schweitzer, HOU (USF)	2000
3	Brent Murphy, UAB (HOU)	1997
2	45 tied with	

SERIES

SERIES		
5	Andy Cannizaro, TUL (4 games)	1999
5	Jeremy Schied, USM (4 games)	1998
5	Dustin Carr, HOU (5 games)	1997
4	nine tied with	

TRIPLES

GAME		
2	Mike Terry, UAB (SLU)	1998
1	42 tied with	

SERIES

SERIES		
2	Jeff Cook, USM	2001
2	Luke Williams, LOU	1999
2	Mike Terry, UAB	1998
1	40 tied with	

HOME RUNS

GAME		
HOME RUNS		
GAME		
3	Nathan Southard, TUL (HOU)	2005
3	Jeff Bell, UAB (CHA)	1996
2	18 tied with, most recently:	
2	Jess Buenger, RICE (MEM)	2007
2	Aaron Luna, RICE (MEM)	2007
2	Adam Amar, MEM (HOU)	2007

SERIES

4	Austin Adams, TCU (6 games)	2004
4	Jarrett Hoffpauir, USM (6 games)	2004
3	Aaron Luna, RICE (5 games)	2007
3	Adam Amar, MEM (5 games)	2007
3	Nathan Southard, TUL (3 games)	2005
3	Jarrod Bitter, HOU (4 games)	1999
3	Jeff Bell, UAB (2 games)	1996
3	Jason Fitzgerald, TUL (4 games)	1996

TOTAL BASES

GAME		
12	Aaron Luna, RICE (MEM)	2007
12	Nathan Southard, TUL (HOU)	2005
12	Jeff Bell, UAB (CHA)	1996
11	Jordan Hart, MEM (USM)	2004
10	Adam Amar, MEM (HOU)	2007
10	Scott Cheek, USM (MEM)	1998
10	Jason Fitzgerald, TUL (SLU)	1996
10	Chris Heintz, USF (CHA)	1996

SERIES

27	Austin Adams, TCU (6 games)	2004
27	Jarrett Hoffpauir, USM (6 games)	2004
25	Aaron Luna, RICE (5 games)	2007
23	Chris Heintz, USF (6 games)	1996
20	Jason Fitzgerald, TUL (4 games)	1996

STOLEN BASES

GAME		
3	Andy Cannizaro, TUL (CHA)	2001
3	Mike Hook, LOU (CIN)	1999
2	25 tied with	
1	several tied with	

SERIES

6	Will Smith, UAB (4 games)	2000
5	Andy Cannizaro, TUL (6 games)	2001
4	Brandon Caraway, HOU (4 games)	2000
4	Andy Cannizaro, TUL (4 games)	1999
4	Vinnie Diaco, CHA (5 games)	1997
4	Brian Hughes, TUL (4 games)	1997

WALKS

SERIES		
6	Ryan Wood, ECU (4 games)	2007
6	Chris Snyder, HOU (4 games)	2002
6	Jake Gautreau, TUL (6 games)	2001
6	Kris Wilken, HOU (4 games)	2000
6	Eric Lee, HOU (4 games)	2000
6	Chris Finnegan, USM (4 games)	1999
6	Gio Cafaro, USF (6 games)	1996

ON-BASE PERCENTAGE

SERIES (min. 10 at-bats)		
.722	Jason Michonski, USF (5 games)	1996
.667	Brian Bormaster, TUL (4 games)	2003
.667	Tommy Manzella, TUL (4 games)	2003
.667	Joey Anderson, CHA (4 games)	1996
.654	Aaron Luna, MEM (5 games)	2007

SLUGGING PERCENTAGE

SERIES (min. 10 at-bats)		
1.500	Jeff Bell, UAB (2 games)	1996
1.286	Jason Michonski, USF (5 games)	1996
1.231	Nathan Southard, TUL (3 games)	2005
1.182	Eric Lee, HOU (3 games)	1998
1.136	Aaron Luna, RICE (5 games)	2007

CHAMPIONSHIP RECORDS

73

2008 C. USA BASEBALL


CUSATM



CHAMPIONSHIP RECORDS

74

2008 C-USA BASEBALL



PITCHING

MOST WINS

SERIES

2	Eugene Espinelli, TCU (2 games)	2004
2	Jason Bartz, USF (2 games)	2001
2	Joey Charron, TUL (2 games)	2001
2	David Richtberg, USF (4 games)	2001
2	Curtus Moak, CIN (3 games)	2000
2	Tyler Kee, USM (3 games)	1998
1	131 tied with	

EARNED RUN AVERAGE

SERIES (min. 9.0 IP)

0.00	Beau Richardson, TUL (10.1 innings)	2001
0.00	Shane Mathews, ECU (10.0 innings)	2006
0.00	Patrick Ezell, USM (9.1 innings)	2004
0.00	Brion Treadway, CHA (9.1 innings)	1998
0.00	ten tied with (9.0 innings)	

INNINGS PITCHED

GAME

10.1	Beau Richardson, TUL (MEM)	2001
9.0	Ben Grisham, MEM (RICE)	2007
9.0	Brennon Martin, MEM (HOU)	2007
9.0	Luis Flores, HOU (TLN)	2006
9.0	Sam Demel, TCU (LOU)	2005
9.0	Chris Weems, TCU (HOU)	2004
9.0	three tied with	2003
9.0	three tied with	2002
9.0	four tied with	2000
9.0	one tied with	1999
9.0	four tied with	1998
9.0	one tied with	1997
9.0	four tied with	1996

SERIES

16.0	Jonathan Estes, SLU	1999
14.0	Adam Price, UAB	2004
14.0	Scott Stauffer, LOU	1998
13.1	Joey List, CIN	2000
12.2	John Gorham, USF	2001

FEWEST HITS

GAME (Min. 9 innings)

1	Jason Tourangeau, ECU (HOU)	2003
2	Shane Nance, HOU (SLU)	1999
3	Luis Flores, HOU (TLN)	2006
3	Sam Demel, TCU (LOU)	2005
3	Beau Richardson, TUL (MEM)	2001
4	six tied with	

MOST STRIKEOUTS

GAME

13	Jason Navarro, TUL (CIN)	1997
11	Jack Cressend, TUL (USF)	1996
11	Brandon Parker, USM (TUL)	1997
10	Brandon Gomes, TLN (USM)	2007
10	Jarrett Grube, MEM (USM)	2004
10	Chad Bradford, USM (MEM)	1996

SERIES

15	Mark Roberts, USF	1996
13	Craig Brown, TUL	1998
13	Chad Bradford, USM	1996
13	Jason Navarro, TUL	1997
11	three tied with	

TEAM

MOST WINS

5	TCU	2004
5	Tulane	2001
5	Houston	2000
4	ten tied with	

MOST GAMES PLAYED

6	TCU	2004
6	Southern Miss	2004
6	South Florida	2001
6	Tulane	2001
6	Houston	2000
6	South Florida	1996
5	seven tied with	

BATTING AVERAGE

.401	Tulane (4 games)	1999
.381	Rice (5 games)	2007
.373	USF (6 games)	2001
.366	Houston (4 games)	1999
.366	UAB (2 games)	1996

RUNS SCORED

GAME

23	Charlotte (LOU, 23-3)	1996
23	Houston (CHA, 22-7)	1997
21	Tulane (USF, 21-4)	2001
20	Rice (MEM, 20-9)	2007
19	Houston (USF, 19-6)	2000

SERIES

62	USF (6 games)	1996
60	Rice (5 games)	2007
60	Southern Miss (6 games)	2004
54	Tulane (6 games)	2001
52	Houston (5 games)	1997

HITS

GAME

24	Tulane (USF, 21-4)	2001
23	Houston (CHA, 22-7)	1997
22	Charlotte (UAB, 17-9)	1996
21	Tulane (UAB, 13-5)	2007
21	Rice (UCF, 16-6)	2007
20	six tied with	

SERIES

85	USF (6 games, 228 at-bats)	2001
82	USF (6 games-230 at-bats)	1996
79	Tulane (6 games, 232 at-bats)	2001
74	Rice (5 games, 194 at-bats)	2007
73	Houston (5 games, 202 at-bats)	1997

RUNS BATTED IN

GAME

20	Houston (CHA, 22-7)	1997
19	Tulane (USF, 21-4)	2001
18	Rice (MEM, 20-9)	2007
17	Charlotte (LOU, 23-3)	1996
16	Rice (UCF, 16-6)	2007
16	Tulane (ECU, 16-4)	2005

SERIES

55	Southern Miss (6 games)	2004
54	Rice (5 games)	2007
53	USF (6 games)	1996
48	Tulane (6 games)	2001
48	Houston (5 games)	1997

DOUBLES

GAME

7	Tulane (UAB, 13-5)	2007
7	Southern Miss (CHA, 13-0)	2003
7	Houston (USF, 19-6)	2000
7	Tulane (USM, 11-4)	1999
7	Houston (CHA, 22-7)	1997
6	East Carolina (LOU, 13-2)	2004
6	UAB (CHA, 9-17)	1996
6	Tulane (CIN, 10-0)	1997

SERIES

21	Houston (5 games)	1997
20	Tulane (4 games)	1999
17	USF (6 games)	1996
16	Tulane (5 games)	1997
15	UAB (5 games)	1997

TRIPLES

GAME

2	Rice (MEM, 20-9)	2007
2	Houston (SLU, 14-4)	1999
2	UAB (SLU, 4-1)	1998
2	Louisville (UAB, 9-8)	1998
1	several tied with	

SERIES

4	Rice (5 games)	2007
3	Southern Miss (4 games)	2001
3	Louisville (3 games)	1999
3	UAB (3 games)	1998
3	Houston (4 games)	1999
3	Louisville (4 games)	1998

HOME RUNS

BOTH TEAMS, GAME

7	RICE vs. MEM, 20-9	2007
6	MEM vs. HOU, 12-4	2007
6	USF vs. CHA, 17-6	1996
6	CHA vs. UAB, 9-17	1996

GAME

6	RICE (MEM, 20-9)	2007
5	UAB (CHA, 9-17)	1996
5	USF (CHA, 17-6)	1996
4	MEM (HOU, 12-4)	2007
4	TUL (HOU, 10-1)	2005
4	TUL (USM, 13-7)	1999
4	TUL (SLU, 14-5)	1996

SERIES

15	Southern Miss (5 games)	2004
13	TCU (6 games)	2004
11	RICE (7 games)	2007
11	USF (6 games)	1996
9	Tulane (4 games)	1999
9	Tulane (4 games)	1996

SERIES TOTAL

56	(6 grand slams)	1996
39	(5 grand slams)	2004

STOLEN BASES

GAME

9	USM (CIN, 5-0)	1997
6	LOU (CIN, 9-8)	1999
5	seven tied with	

SERIES

12	Tulane (6 games)	2001
10	Tulane (4 games)	1999
10	Charlotte (4 games)	1996
9	UAB (4 games)	2000
9	Southern Miss (3 games)	1997
9	Charlotte (5 games)	1997
9	Tulane (5 games)	1997

BATTING PERCENTAGE

(min. 2 years played, .369 average)

PLAYER	YEARS	G	AVG.
Ross Gload, USF	96-97	129	.388
Jeremy Schied, USM	97-98	103	.380
Shayne Carnes, UAB	96-98	166	.379
Darryl Lawhorn, ECU	02-03	124	.376
Clint King, USM	02-03	102	.374
Bo Robinson, CHA	96-98	166	.373
Michael Aubrey, TLN	01-03	186	.369
James Jurries, TLN	99-02	239	.369

RUNS BATTED IN

PLAYER	YEARS	G	RBI
Chad Sutter, TLN	96-99	244	280
James Jurries, TLN	99-02	239	257
Matt Singer, CIN	98-01	229	239
Brad Willcutt, USM	02-05	241	236
Jake Gautreau, TLN	99-01	195	233
Mike Eylward, USF	98-01	228	225
James Matan, CHA	96-98	177	216
Craig Tewes, CIN	98-01	230	214
Marc Maddox, USM	03-06	244	212
Jeff Baisley, USF	02-05	222	209
Daniel Boyd, USF	98-01	223	209
Kevin Youkilis, CIN	98-01	230	203
Jeff Cook, USM	00-03	225	201
Michael Aubrey, TLN	01-03	186	200
Adam Amar, MEM	04-07	217	192
Bo Robinson, CHA	96-98	177	190
Jason Hill, CHA	96-99	219	188
Keith Graffagnini, TLN	96-98	175	186
Matt Baltz, USM	96-99	206	179
Mark Jurich, LOU	01-04	193	178

HITS

PLAYER	YEARS	G	H
James Jurries, TLN	99-02	239	352
Andy Cannizaro, TLN	98-01	248	350
Brandon Caraway, HOU	97-00	246	324
Chad Sutter, TLN	96-99	244	315
Kevin Youkilis, CIN	98-01	230	313
Myron Leslie, USF	01-04	241	312
Mike Pilger, USF	96-99	238	311
Matt Singer, CIN	98-01	229	309
Tommy Manzella, TLN	02-05	244	307
Jonny Kaplan, TLN	00-03	247	307
Jeff Baisley, USF	02-05	222	300
Daniel Boyd, USF	98-01	223	298
Marc Maddox, USM	03-06	244	296
Ben Drawdy, USF	98-01	226	293
Jeff Cook, USM	00-03	225	292
Brad Willcutt, USM	02-05	241	289
James Matan, CHA	96-98	177	288
Mike Eylward, USF	98-01	228	285
Nathan Southard, TLN	03-06	241	277
Adam Amar, MEM	04-07	217	276

TRIPLES

PLAYER	YEARS	G	3B
Doug Lorenz, LOU	96-99	173	17
Cory Lane, CHA	04-05	99	13
K.K. Chalmers, MEM	05-07	174	12
Mark Jurich, LOU	01-04	193	12
Tyler Henley, RICE	06-07	136	11
Jarrett Hoffpauir, USM	02-04	175	11
Chris Meeks, TCU	02-03	104	11
James Jurries, TLN	99-02	239	11
Brett Bredensteiner, SLU	96-98	147	11
Joey Hammond, CHA	96-98	178	11
B.J. Huff, UAB	1996	58	11
Bryan Hierlmeier, USF	02-05	203	10
Mike Cunningham, USF	00-03	212	10
Mike Barclay, USF	99-02	229	10
Eric Lee, HOU	97-00	234	10
Bradley Smith, CHA	99-00	110	10

HOME RUNS

PLAYER	YEARS	G	HR
Chad Sutter, TLN	96-99	294	75
James Jurries, TLN	99-02	239	62
Jake Gautreau, TLN	99-01	195	58
Marc Maddox, USM	03-06	244	53
Kevin Youkilis, CIN	98-01	230	53
Matt Singer, CIN	98-01	229	52
Jeff Cook, USM	00-03	225	50
Jason Sparks, TLN	98-99	125	49
James Matan, CHA	96-98	177	48
Mark Jurich, LOU	01-04	193	47
Daniel Boyd, USF	98-01	223	47
Brad Willcutt, USM	02-05	241	46
Darryl Lawhorn, ECU	02-04	178	43
Dusty Lahway, USM	97-01	209	42
Shayne Carnes, UAB	96-98	166	40
Mike Eylward, USF	98-01	228	40
Jason Dellaero, USF	96-97	123	39
Ross Gload, USF	96-97	129	39
Michael Aubrey, TLN	01-03	186	38
Chris Hamblen, CIN	99-02	171	38
Craig Tewes, CIN	98-01	230	38

TIMES AT BAT

PLAYER	YEARS	G	AB
Andy Cannizaro, TLN	98-01	248	1030
Brandon Caraway, HOU	97-00	246	1006
James Jurries, TLN	99-02	239	953
Mike Pilger, USF	96-99	238	944
Tommy Manzella, TLN	02-05	244	939
Brad Willcutt, USM	02-05	241	934
Matt Singer, CIN	98-01	229	922
Chad Sutter, TLN	96-99	244	920
Myron Leslie, USF	02-04	241	907
Jonny Kaplan, TLN	00-03	247	907
Marc Maddox, USM	03-06	244	895
Mike Eylward, USF	98-01	228	889
Jeff Baisley, USF	02-05	222	878
Ben Drawdy, USF	98-01	226	872
Jeff Cook, USM	00-03	225	869
Nathan Southard, TLN	03-06	241	864
Daniel Boyd, USF	98-01	223	859
Kevin Youkilis, CIN	98-01	230	855
Eric Lee, HOU	97-00	234	854
Chris Cuccia, USF	99-02	222	847

DOUBLES

PLAYER	YEARS	G	2B
Andy Cannizaro, TLN	98-01	248	85
Myron Leslie, USF	01-04	241	74
Brad Willcutt, USM	02-05	241	72
Matt Singer, CIN	98-01	229	72
Brian Hughes, TLN	96-98	186	69
James Jurries, TLN	99-02	239	66
Tommy Manzella, TLN	02-05	244	64
Mike Pilger, USF	96-99	238	64
Brandon Caraway, HOU	97-00	246	63
Mike Eylward, USF	98-01	228	63
Nathan Southard, TLN	03-06	241	61
Jeff Baisley, USF	02-05	222	58
Mark Jurich, LOU	01-04	193	58
Kevin Youkilis, CIN	98-01	230	58
Jarrett Hoffpauir, USM	02-04	185	57
Craig Tewes, CIN	98-01	230	57
Bill Moss, MEM	04-07	205	55
Chris Cuccia, USF	99-02	222	54
Jeremy Albritton, USM	96-99	210	54
Daniel Boyd, USF	98-01	223	54
Jake Gautreau, TLN	99-01	195	54

RUNS SCORED

PLAYER	YEARS	G	RUNS
James Jurries, TLN	99-02	239	284
Kevin Youkilis, CIN	98-01	230	279
Andy Cannizaro, TLN	98-01	248	258
Brandon Caraway, HOU	97-00	246	238
Jonny Kaplan, TLN	00-03	247	235
Marc Maddox, USM	03-06	244	228
Myron Leslie, USF	01-04	241	227
Chad Sutter, TLN	96-99	244	227
Matt Singer, CIN	98-01	229	226
Mike Pilger, USF	96-99	238	219
Daniel Boyd, USF	98-01	223	215
Brian Hughes, TLN	96-98	186	211
Nathan Southard, TLN	03-06	241	204
Brad Willcutt, USM	02-05	241	203
Jeff Cook, USM	00-03	225	200
Jake Gautreau, TLN	99-01	195	200
Craig Tewes, CIN	98-01	230	190
Trey Sutton, USM	05-07	175	188
Tommy Manzella, TLN	02-05	244	187
Joey Hammond, CHA	96-98	178	186

TOTAL BASES

PLAYER	YEARS	G	TB
James Jurries, TLN	99-02	239	618
Chad Sutter, TLN	96-99	244	583
Matt Singer, CIN	98-01	229	552
James Jurries, TLN	99-01	176	537
Kevin Youkilis, CIN	98-01	230	536
Marc Maddox, USM	03-06	244	514
Jake Gautreau, TLN	99-01	195	511
Daniel Boyd, USF	98-01	223	509
Jeff Cook, USM	00-03	225	505
Brad Willcutt, USM	02-05	241	501
Mike Eylward, USF	98-01	228	484
Andy Cannizaro, TLN	98-01	248	479
Steve Shirley, TLN	98-01	198	465
James Matan, CHA	96-98	177	463
Myron Leslie, USF	01-04	241	462
Mark Jurich, LOU	01-04	193	457
Tommy Manzella, TLN	02-05	244	449
Nathan Southard, TLN	03-06	241	441
Jeff Baisley, USF	02-05	222	439
Michael Aubrey, TLN	01-03	186	438

CAREER RECORDS

75

2008 C.USA BASEBALL

CUSA™



STOLEN BASES

PLAYER	YEARS	G	SB
Andy Cannizaro, TLN	98-01	248	128
Jonny Kaplan, TLN	00-03	247	107
Brandon Caraway, HOU	97-00	246	94
Will Smith, UAB	97-00	203	91
Michael Bourn, HOU	01-03	172	90
Gerald Parr, CHA	96-98	174	90
K.K. Chalmers, MEM	05-07	174	89
Brian Hughes, TLN	96-98	186	88
Mike Pilger, USF	96-99	238	81
James Jurries, TLN	99-02	239	80
Mike Hook, LOU	99-01	158	79
Mitch Jones, UAB	00-03	213	72
Mike Cunningham, USF	00-03	212	65
Eric Lee, HOU	97-00	234	65
Thomas Bowker, CHA	01-04	186	63
Jon Kaplan, TLN	00-02	185	59
Myron Leslie, USF	01-04	241	58
Vinnie Diaco, CHA	96-97	134	54
Craig Brown, TLN	96-98	167	54
Daniel Boyd, USF	98-01	223	51

PITCHING VICTORIES

PLAYER	YEARS	G	WINS
Jared Berkowitz, TLN	97-00	70	38
Scott Glaser, USF	96-99	68	33
Shane Nance, HOU	97-00	69	32
Clayton Jerome, TCU	02-04	50	27
John Gorham, USF	99-02	81	27
J.R. Crowel, TLN	03-05	51	26
Ryan Baker, CHA	97-00	72	26
Billy Mohl, TLN	03-06	71	25
Brian Bogusevic, TLN	03-05	49	25
Brad Sullivan, HOU	01-03	56	25
Kyle Crowell, HOU	98-00	62	25
Brandon Gomes, TLN	04-07	72	24
John Vigue, USF	98-01	71	24
Cliff Russum, USM	02-06	65	23
Jason Navarro, TLN	96-97	34	23
Sean Morgan, TLN	05-07	62	22
Shea Douglas, USM	00-02	45	22
Brian Bentley, LOU	97-00	58	22
John Maine, CHA	00-02	53	20
Henry Bonilla, TLN	99-00	38	20
Josh Bobbitt, TLN	97-98	35	20
Scott Bell, TLN	96-98	60	20

INNINGS PITCHED

PLAYER	YEARS	G	IP
Jared Berkowitz, TLN	97-00	70	415.2
Shane Nance, HOU	97-00	69	411.1
John Vigue, USF	98-01	71	374.2
John Gorham, USF	99-02	81	371.0
Ryan Baker, CHA	97-00	72	368.1
B.J. Borsa, CIN	00-03	67	363.0
Scott Glaser, USF	96-99	68	359.3
Ben Hutton, SLU	99-03	70	354.0
Brandon Gomes, TLN	03-07	72	351.0
Brad Sullivan, HOU	01-03	56	347.1
Clayton Jerome, TCU	02-04	50	336.0
Billy Mohl, TLN	03-06	71	308.0
J.R. Crowel, TLN	03-05	51	302.2
Brian Bentley, LOU	97-00	58	300.1
Zachary Treadway, CHA	01-04	60	299.1
Cliff Russum, USM	02-06	65	289.1
Kyle Crowell, HOU	98-00	62	288.0

Brad Lincoln, HOU	04-06	47	286.1
Craig House, MEM	96-99	70	285.1
Scott Beyer, UAB	96-00	99	280.1
Brian Bogusevic, TLN	03-05	49	276.1
John Maine, CHA	00-02	53	276.1

COMPLETE GAMES

PLAYER	YEARS	G	CG
Corey Lawson, SLU	02-03	26	14
B.J. Borsa, CIN	00-03	67	13
Jared Berkowitz, TLN	97-00	70	12
Shane Nance, HOU	97-00	69	12
Clayton Jerome, TCU	02-04	50	10
Jason Stanford, CHA	98-99	39	10
Mike Tisdale, LOU	01-04	45	8
Zachary Treadway, CHA	01-04	60	8
Clayton Jerome, TCU	02-03	36	8
Henry Bonilla, TLN	99-00	38	8
John McKay, CHA	96-00	84	8

SAVES

PLAYER	YEARS	G	SAVES
Daniel Latham, TLN	04-07	122	43
John Livingston, USF	01-04	138	30
Joey Charron, TLN	01-04	124	28
Brandon Belanger, TLN	99-00	72	27
Daniel Best, USM	03-06	95	25
Austin Tubb, USM	03-04	62	20
Erik Walker, CHA	03-05	79	19
Tyler Kee, USM	96-99	105	17
Greg Bunn, ECU	02-04	61	16
Ryan Wagner, HOU	02-03	63	16
Carlos Fernandez, LOU	00-03	81	16
Luis Ramos, USF	96-98	84	16
Shane Mathews, ECU	04-07	77	15
Brian Halford, LOU	03-05	71	15
Todd Ardoin, TLN	96-98	85	15
Curtus Moak, CIN	98-01	99	15
David Richtberg, USF	97-01	95	15
John McKay, CHA	96-00	84	14
Todd Raithe, LOU	97-00	80	14
Eric Roberts, UAB	04-05	69	13

EARNED RUN AVERAGE (min. 100 IP)

PLAYER	YEARS	G	ERA
Lance Broadway, TCU	05	19	1.62
Cole St.Clair, RICE	06-07	53	1.84
Eddie Degerman, RICE	06	20	2.00
Ryan Wagner, HOU	02-03	63	2.19
Bobby Bramhall, RICE	06-07	54	2.36
Brad Sullivan, HOU	01-03	56	2.64
Jason Navarro, TLN	96-97	34	2.59
Luis Ramos, USF	96-99	68	2.78
Joe Savery, RICE	06-07	31	2.90
Glen Tucker, ECU	02-03	50	2.92
Greg Bunn, ECU	02-04	61	2.94
Ryan Berry, RICE	07	23	3.01
Ryan Belanger, USM	06-07	41	3.03
Brandon Belanger, TLN	99-00	72	3.12
Kyle Crowell, HOU	98-00	62	3.16
Chad Rogers, USM	00-01	33	3.17
Jarrett Grube, MEM	03-04	31	3.18
Danny Zell, HOU	02-03	41	3.19
Micah Owings, TLN	05	19	3.26
Scott Gibson, UAB	01-03	25	3.26
Brad Lincoln, HOU	04-06	47	3.30

STRIKEOUTS

PLAYER	YEARS	G	K
Brad Sullivan, HOU	01-03	56	409
John McKay, CHA	96-00	84	409
Shane Nance, HOU	97-00	69	388
Ryan Baker, CHA	97-00	72	322
Craig House, MEM	96-99	70	309
Jared Berkowitz, TLN	97-00	70	303
John Maine, CHA	00-02	53	297
Brad Lincoln, HOU	04-06	47	293
Sean Morgan, TLN	05-07	62	289
John Gorham, USF	99-02	81	288
Shea Douglas, USM	00-02	45	285
B.J. Borsa, CIN	00-03	67	277
Brandon Gomes, TLN	03-07	72	276
Scott Glaser, USF	96-99	68	273
Ben Hutton, SLU	99-03	70	250
Jason Navarro, TLN	96-97	34	245
Brian Bentley, LOU	97-00	58	243
Joey Charron, TLN	01-04	124	242
Brian Bogusevic, TLN	03-05	49	239
Kyle Crowell, HOU	98-00	62	238

SHUTOUTS

PLAYER	YEARS	G	SHO
Greg Bunn, ECU	02-04	61	5
Shane Nance, HOU	97-00	69	5
Cliff Russum, USM	03-06	65	4
Brad Sullivan, HOU	01-03	56	4
Shea Douglas, USM	00-02	45	4
Ryan Belanger, USM	06-07	41	3
Brian Bogusevic, TLN	03-05	49	3
J.R. Crowel, TLN	03-05	51	3
Clayton Jerome, TCU	02-04	50	3
Jared Berkowitz, TLN	97-00	70	3
Kyle Crowell, HOU	98-00	62	3

APPEARANCES

PLAYER	YEARS	APP.
Joey Livingston, USF	01-04	138
Joey Charron, TLN	01-04	124
Daniel Latham, TLN	04-07	122
Scott Beyer, UAB	96-00	99
Curtus Moak, CIN	98-01	99
Daniel Best, USM	03-06	95
David Richtberg, USF	97-01	95
Jim Steele, CIN	96-99	90
Nathan Mitchell, HOU	99-02	85
Todd Ardoin, TLN	96-98	85
John McKay, CHA	96-00	84
Luis Ramos, USF	96-98	84
Nick Torina, HOU	98-01	83
Carlos Fernandez, LOU	00-03	81
John Gorham, USF	99-02	81
Layne Dawson, MEM	98-01	80
Todd Raithe, LOU	97-00	80
Erik Walker, CHA	03-05	79
Brad Mattingly, LOU	97-00	79
Patrick Ezell, USM	04-078	78
Jason Nietz, ECU	04-07	78
Robert Dieudonne', HOU	97-00	78





MISCELLANEOUS RECORDS

77

2008 C-USA BASEBALL



LONGEST OVERALL WIN STREAK

20	Rice	4/14/07-5/26/07
19	East Carolina	3/27/04-5/4/04
15	Tulane	4/14/01-5-12/01
14	East Carolina	3/4/07-3/28/07
14	Rice	5/13/06-6/11/06
14	Rice	3/25/06-4/18/06
14	UAB	2/25/99-3/21/99
14	USF	3/2/96-3/20/96

LONGEST C-USA GAME WIN STREAK

22	East Carolina	3/27/04-5/16/04
17	Rice	3/25/06-5/12/06
16	Houston	4/16/00-3/30/01
14	Rice	4/14/07-5/19/07
14	Tulane	4/19/98-5/17/98

LONGEST OVERALL LOSING STREAK

21	Cincinnati	4/5/96-5/7/96
19	UAB	3/21/06-4/22/06
17	Cincinnati	4/1/96-4/23/96
16	Marshall	3/23/07-4/21/07
16	UAB	4/1/03-5/2/03

LONGEST C-USA GAME LOSING STREAK

20	UCF	4/22/06-4/6/07
17	Marshall	4/28/06-4/21/07
17	Cincinnati	3/29/96-5/7/96
13	Saint Louis	4/12/98-5/12/98
13	Cincinnati	5/14/97-4/12/98

BEST STARTS (Undefeated)

13-0	UAB	2003
12-0	East Carolina	2004
11-0	Charlotte	2000
10-0	East Carolina	2002
8-0	Tulane	2005
8-0	Tulane	2001

BEST STARTS (With one loss)

14-1	Tulane	2005
13-1	UAB	2003
13-1	East Carolina	2002
12-1	Cincinnati	2000
11-1	Southern Miss	2004
11-1	Charlotte	2000

MOST SERIES SWEEPS ONE SEASON

6	Rice	2007
6	Rice	2006
6	East Carolina	2004
6	USF	1996
5	seven tied with	

RECORDS SINCE C-USA'S INCEPTION

TEAM	C-USA	OVERALL
East Carolina	100-66-1	236-135-2
Houston	206-93	402-276
Marshall	11-36	43-64
Memphis	132-187	298-366-1
Rice	44-4	113-27
Southern Miss	195-128	442-284
Tulane	225-100-1	527-234-1
UAB	129-194	316-364
UCF	12-36	50-65

C-USA VS. RANKED FOES IN 2007

Last season, seven of the league's nine teams posted a win over a ranked non-conference foe, combining to produce 27 total ranked wins. Here's a look at the 2007 wins:

Feb. 9	Houston 4, (20) Baylor 2
Feb. 10	Rice 7, (20) Baylor 0
Feb. 11	UCF 8, (15) TCU 6
Feb. 17	Rice 11, (20) Long Beach State 2
Feb. 18	Rice 2, (20) Long Beach State 1
Feb. 22	Rice 4, (27) Florida Atlantic 2
Feb. 24	Rice 9, (7) Nebraska 5
Mar. 2	East Carolina 5, (13) Pepperdine 4
Mar. 2	Southern Miss 7, (29) Louisiana-Lafayette 4
Mar. 3	Rice 9, (6) Cal State Fullerton 3
Mar. 4	Southern Miss 1, (29) Louisiana-Lafayette 0
Mar. 6	Southern Miss 5, (13) Alabama 0
Mar. 9	Memphis 6, (6) Clemson 4 (10 inn.)
Mar. 9	East Carolina 6, (7) Cal State Fullerton 1

Mar. 9	Rice 20, (23) TCU 6
Mar. 10	East Carolina 2, (7) Cal State Fullerton 0
Mar. 11	East Carolina 12, (7) Cal State Fullerton 5
Apr. 10	UCF 6, (16) Florida 2
Apr. 11	Southern Miss 4, (13) Mississippi 2
Apr. 11	Tulane 5, (23) Louisiana-Lafayette 4
Apr. 17	Rice 7, (5) Texas 4
June 2	Rice 6, (16) TCU 3
June 3	Rice 3, (16) TCU 1
June 8	Rice 3, (6) Texas A&M 2 (10 inn.)
June 9	Rice 5, (6) Texas A&M 2
June 15	Rice 15, (21) Louisville 10
June 17	Rice 14, (2) North Carolina 4

ALL-TIME NON-CONFERENCE, TOP 10 WINS

88 overall – 37 over Top 5 opponents

2007 (10)

Feb. 24	Rice 9, (7) Nebraska 5
Mar. 3	Rice 9, (6) Cal State Fullerton 3
Mar. 9	Memphis 6, (6) Clemson 4 (10 inn.)
Mar. 9	East Carolina 6, (7) Cal State Fullerton 1
Mar. 10	East Carolina 2, (7) Cal State Fullerton 0
Mar. 11	East Carolina 12, (7) Cal State Fullerton 5
Apr. 17	Rice 7, (5) Texas 4
June 8	Rice 3, (6) Texas A&M 2 (10 inn.)
June 9	Rice 5, (6) Texas A&M 2
June 17	Rice 14, (2) North Carolina 4

2006 (9)

Feb. 12	Tulane 4, (7) Texas 2
Feb. 25	Rice 3, (3) Nebraska 2
Mar. 3	Houston 5, (8) LSU 3
Mar. 4	Rice 3, (7) Cal State Fullerton 2 (10 inn.)
Mar. 4	Rice 6, (7) Cal State Fullerton 2
June 10	Rice 10, (9) Oklahoma 4
June 12	Rice 9, (9) Oklahoma 5
June 17	Rice 6, (6) Georgia 4
June 19	Rice 3, (8) Miami (Fla.) 2

2005 (14)

Feb. 13	Houston 6, (9) Texas A&M 1
Feb. 25	Houston 2, (2) LSU 1
Mar. 6	UAB 4, (2) LSU 3
Mar. 6	East Carolina 7, (7) Georgia 1
Mar. 8	Tulane 6, (5) LSU 2
Mar. 11	TCU 2, (7) Rice 1
Mar. 13	Tulane 13, (3) Cal State Fullerton 9
Apr. 5	Southern Miss 10, (9) Mississippi 9
Apr. 19	TCU 2, (8) Baylor 1
May 10	USF 8, (10) Florida 7
May 11	USF 11, (10) Florida 5
June 12	Tulane 7, (7) Rice 0
June 13	Tulane 9, (7) Rice 6
June 18	Tulane 3, (2) Oregon State 1

2004 (9)

Feb. 29	Houston 4, (8) Long Beach State 2
Mar. 6	Houston 10, (1) LSU 5
Mar. 12	Tulane 5, (5) Arizona State 3
Mar. 16	USF 7, (6) Miami (Fla.) 2
Mar. 16	Houston 3, (4) Rice 2
Mar. 23	Southern Miss 8, (8) Mississippi 7
Apr. 6	Tulane 1, (2) LSU 0
Apr. 20	Southern Miss 8, (6) Mississippi 4
Apr. 27	Southern Miss 6, (9) Mississippi 3

2003 (6)

Mar. 19	Memphis 8, (9) Mississippi State 7 (10 inn.)
Apr. 16	Houston 5, (1) Rice 1
Apr. 29	Tulane 9, (6) LSU 5

May 13	Houston 8, (9) Texas A&M 6
May 31	East Carolina 10, (7) Georgia Tech 3
June 7	Houston 5, (1) Rice 1

2002 (10)

Feb. 8	TCU 8, (9) Texas 1
Feb. 22	Houston 11, (3) LSU 3
Feb. 24	Houston 12, (3) LSU 11
Feb. 27	Southern Miss 5, (10) Mississippi 1
Mar. 1	Houston 7, (8) Cal St. Fullerton 3
Mar. 3	Houston 8, (6) Miami (Fla.) 6
Mar. 5	Tulane 6, (6) LSU 5
Mar. 26	TCU 5, (10) Baylor 3
Apr. 2	Houston 1, (3) Rice 0
June 7	Houston 2, (8) Texas 0

2001 (5)

Feb. 21	Houston 14, (1) Rice 5
Mar. 7	Tulane 13, (2) LSU 3
Mar. 21	Houston 4, (1) Rice 3
Apr. 4	South Florida 12, (7) Stetson 6
Apr. 11	Tulane 7, (2) LSU 6

2000 (7)

Feb. 25	Houston 10, (2) LSU 2
Feb. 26	Houston 11, (2) LSU 7
Feb. 27	Houston 10, (2) LSU 2
March 10	Houston 3, (5) USC 2
March 11	Houston 14, (5) USC 7
March 12	Houston 8, (5) USC 4
April 18	Houston 13, (7) Baylor 2

1999 (6)

Feb. 13	Houston 9, (10) Alabama 5 (11 innings)
Feb. 14	Houston 6, (10) Alabama 2
Feb. 16	Houston 12, (5) Texas 9
Feb. 23	Houston 8, (2) Rice 3
April 21	UAB 8, (6) Mississippi State 6
April 23	Houston 8, (1) Rice 3

1998 (2)

Feb. 1	South Florida 15, (2) Miami (Fla.) 2
April 22	UAB 4, (4) Alabama 3

1997 (6)

Feb. 7	South Florida 10, (5) Oklahoma State 2
Feb. 8	Houston 16, (4) Rice 12
March 1	Houston 10, (7) Wichita State 6
March 2	Houston 4, (7) Wichita State 3
April 16	UAB 10, (5) Alabama 2
April 29	Southern Miss 9, (5) Mississippi State 4

1996 (4)

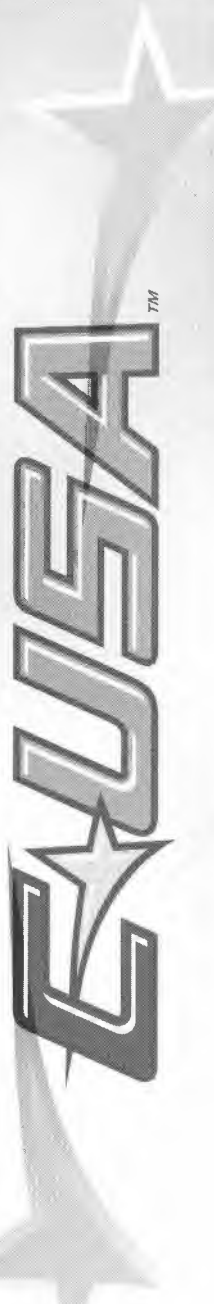
Feb. 17	South Florida 6, (7) Clemson 5
Feb. 18	South Florida 7, (7) Clemson 2
Feb. 24	Tulane 16, (8) Mississippi State 3
March 5	South Florida 10, (7) Miami (Fla.) 4



HISTORY

78

2008 C-USA BASEBALL



NCAA APPEARANCES

EAST CAROLINA (22)

2007, 2005, 2004, 2003, 2002, 2001, 2000, 1999, 1993, 1991, 1990, 1989, 1987, 1984, 1982, 1980, 1977, 1974, 1970, 1968, 1966, 1964

HOUSTON (17)

2006, 2003, 2002, 2001, 2000, 1999, 1997, 1990, 1987, 1985, 1982, 1967 (CWS), 1966, 1960, 1958, 1953 (CWS), 1951

MARSHALL (2)

1978, 1973

MEMPHIS (5)

2007, 1994, 1981, 1978, 1976

RICE (13)

2007 (CWS), 2006 (CWS), 2005, 2004, 2003 (CWS), 2002 (CWS), 2001, 2000, 1999 (CWS), 1998, 1997 (CWS), 1996, 1995

SOUTHERN MISS (8)

2007, 2006, 2005, 2004, 2003, 1999, 1991, 1990

TULANE (18)

2006, 2005 (CWS), 2004, 2003, 2002, 2001 (CWS), 2000, 1999, 1998, 1996, 1994, 1992, 1988, 1987, 1986, 1983, 1982, 1979

UAB (1)

1991

UCF (9)

2004, 2003, 2001, 2000, 1997, 1996, 1995, 1993, 1989

ANNUAL NCAA TEAM CHAMPIONS

Batting Average

1978 Memphis .357

Hits

1999 Rice 270

2001 Tulane 844

Doubles Per Game

1992 Southern Miss 2.64

Doubles

2001 Rice 163

2006 Rice 162

Triples

1985 UCF 45

1999 Rice 37

Runs Scored

2001 Tulane 639

Stolen Bases

1985 UCF 253

Most Total Bases

2001 Tulane 1,263

Fielding Percentage

1992 Cincinnati .976

2000 Houston .977

Strikeouts

2006 Rice 653

Strikeout Ratio

2006 Rice 9.5

Earned Run Average

1981 East Carolina 2.78

1984 Rice 2.60

2002 Rice 2.79

2004 Rice 2.64

Double Plays

2003 Southern Miss 72

Winning Percentage

1990 East Carolina .839

2005 Tulane .824

2006 Rice .814

ALL-TIME RECORDS

	YRS	W	L	T	PCT
ECU	57	1499	781	8	.658
HOU	61	1473	1097	15	.573
MAR	101	1153	1253	11	.479
MEM	58	1456	1071	14	.576
RICE	n/a				
USM	79	1319	1105	10	.546
TLN	101	1682	1144	17	.595
UAB	29	800	754	1	.515
UCF	35	1200	767	10	.610

TEAM VS. TEAM RECORDS

	ECU	HOU	MAR	MEM	RICE	USM	TLN	UAB	UCF
ECU	—	14-8	7-1	12-6	1-6	9-11	7-13	14-4	9-3
HOU	8-14	—	5-2	28-7	67-74	22-15	23-20	25-6	12-4
MAR	1-7	2-5	—	2-4	0-6	1-8	0-7	4-6	2-4
MEM	6-12	7-28	4-2	—	1-9	38-45	29-36	31-36	6-1
RICE	6-1	74-67	6-0	9-1	—	6-1	13-4	7-0	10-1
USM	11-9	15-22	8-1	45-38	1-6	—	43-85-1	48-24	7-2
TLN	13-7	20-23	7-0	36-29	4-13	85-43-1	—	30-9	4-6
UAB	4-14	6-25	6-4	36-31	0-7	24-48	9-30	—	5-1
UCF	3-9	4-12	4-2	1-6	1-10	2-7	6-4	1-5	—

2007

Clark-LeClair Stadium
Greenville, N.C.

WEDNESDAY, MAY 23

(5) Memphis 12,
(4) Houston 4
(1) Rice 16, (8) UCF 6
(3) Southern Miss 9, (6) UAB 5
(2) East Carolina 4,
(7) Tulane 2

THURSDAY, MAY 24

UCF 1, Houston 0
Tulane 13, UAB 5
Rice 7, Memphis 5
East Carolina 2,
Southern Miss 1 (10 inn.)

FRIDAY, MAY 26

Memphis 12, UCF 6
Tulane 6, Southern Miss 2

SATURDAY, MAY 27

Memphis 2, Rice 1
East Carolina 9, Tulane 4
Rice 20, Memphis 9

SUNDAY, MAY 28 Championship Game

Rice 16, East Carolina 8

2006

Reckling Park,
Houston, Texas

WEDNESDAY, MAY 24

(6) East Carolina 4,
(3) Tulane 2
(2) Houston 9, (7) Marshall 1
(1) Rice 9, (8) UAB 3
(5) Southern Miss 6,
(4) Memphis 2

THURSDAY, MAY 25

Tulane 12, Marshall 1 (8)
Memphis 13, UAB 2 (7)
Houston 7, East Carolina 1
Rice 5, Southern Miss 1

FRIDAY, MAY 26

Tulane 2, East Carolina 1 (10)
Memphis 8, Southern Miss 5

SATURDAY, MAY 27

Houston 6, Tulane 0
Rice 7, Memphis 4

SUNDAY, MAY 28 Championship Game

Rice 11, Houston 5

2005

Pete Taylor Park,
Hattiesburg, Miss.

WEDNESDAY, MAY 25

(4) East Carolina 6,
(5) Houston 5
(1) Tulane 8, (8) UAB 6
(2) TCU 4, (7) Louisville 2
(3) Southern Miss 5, (6) USF 3

THURSDAY, MAY 26

Houston 7, UAB 5
USF 11, Louisville 1
Tulane 16, East Carolina 3
TCU 8, Southern Miss 0

FRIDAY, MAY 27

Houston 6, East Carolina 4
Southern Miss 9, USF 3

SATURDAY, MAY 28

Tulane 10, Houston 1
TCU 13, Southern Miss 7

SUNDAY, MAY 29 Championship Game TCU vs. Tulane (cancelled due to weather) (Tulane and TCU declared co-champions)

2004

Cougar Field,
Houston, Texas

WEDNESDAY, MAY 26

(6) Memphis 10,
(3) Southern Miss 5
(7) UAB 10, (2) Tulane 4
(1) East Carolina 13,
(8) Louisville 2
(5) Houston 9, (4) TCU 5

THURSDAY, MAY 27

Southern Miss 16, Tulane 4
TCU 4, Louisville 3
UAB 7, Memphis 6
Houston 6, East Carolina 5

FRIDAY, MAY 28

Southern Miss 13, Memphis 0
TCU 10, East Carolina 4

SATURDAY, MAY 29

Southern Miss 16, UAB 10
TCU 8, Houston 3
Southern Miss 9, UAB 7
TCU 5, Houston 4

SUNDAY, MAY 30 Championship Game

TCU 3, Southern Miss 1

2003

Turchin Stadium,
New Orleans, La.

WEDNESDAY, MAY 21

(4) Houston 2,
(5) East Carolina 1
(1) Southern Miss 13,
(8) Charlotte 0
(7) Louisville 5, (2) TCU 1
(3) Tulane 4, (6) USF 3

THURSDAY, MAY 22

East Carolina 8, Charlotte 5
USF 10, TCU 6
Southern Miss 7, Houston 2
Tulane 3, Louisville 1

FRIDAY, MAY 23

East Carolina 5, Houston 0
Louisville 11, USF 4

SATURDAY, MAY 24

Southern Miss 3,
East Carolina 1
Tulane 5, Louisville 3

SUNDAY, MAY 25 Championship Game

Southern Miss 7, Tulane 5

2002

Grainger Stadium,
Kinston, N.C.

TUESDAY, MAY 21

(1) Houston 5,
(8) Saint Louis 0
(4) Southern Miss 7,
(5) Tulane 3

WEDNESDAY, MAY 22

(7) USF 10, (2) Louisville 0
(8 inn.)
Tulane 6, Saint Louis 5
(6) East Carolina 5, (3) TCU 1

THURSDAY, MAY 23

TCU 8, Louisville 1
Houston 7, Southern Miss 1
East Carolina 12, USF 10

FRIDAY, MAY 24

Tulane 12, Southern Miss 5
USF 2, TCU 1

SATURDAY, MAY 25

Houston 7, Tulane 2
East Carolina 3, USF 2

SUNDAY, MAY 26 Championship Game

East Carolina 4, Houston 0

2001

Zephyr Field,
New Orleans, La.

WEDNESDAY, MAY 16

(7) Southern Miss 6,
(2) Houston 2
(3) USF 10, (6) Louisville 5
(5) Memphis 8,
(4) Cincinnati 5
(8) Charlotte 8, (1) Tulane 4

THURSDAY, MAY 17

Louisville 6, Houston 5
Tulane 9, Cincinnati 7
Southern Miss 18, USF 5
Memphis 4, Charlotte 2

FRIDAY, MAY 18

USF 7, Louisville 3
(10 innings)
Tulane 6, Charlotte 2

SATURDAY, MAY 19

USF 6, Southern Miss 4
Tulane 7, Memphis 6
USF 7, Southern Miss 4
Tulane 7, Memphis 2

SUNDAY, MAY 20 Championship Game

Tulane 21, USF 4

2000

Florida Power Park,
St. Petersburg, Fla.

WEDNESDAY, MAY 17

(7) UAB 11, (2) Tulane 4
(6) Cincinnati 7, (3) Southern
Miss 2 (10 innings)
(1) Houston 4, (8) Louisville 3
(4) Charlotte 2, (5) USF 1

THURSDAY, MAY 18

Southern Miss 10, Tulane 9
USF 10, Louisville 6
Cincinnati 9, UAB 4
Charlotte 6, Houston 1

FRIDAY, MAY 19

UAB 10, Southern Miss 6
Houston 19, USF 6

C-USA
CHAMPIONSHIP
RESULTS

79

2008 C-USA BASEBALL

C-USA



**C-USA
CHAMPIONSHIP
RESULTS**

80

2008 C-USA BASEBALL

SATURDAY, MAY 20

Cincinnati 15, UAB 6
Houston 3, Charlotte 0
Houston 14, Charlotte 2

**SUNDAY, MAY 21
Championship Game**

Houston 7, Cincinnati 4 (10)

1999

*USA Stadium,
Millington, Tenn.*

**TUESDAY, MAY 18
(play-in games)**

(8) Cincinnati 8, (9) UAB 7
(10) Saint Louis 5,
(7) Charlotte 2

WEDNESDAY, MAY 19

(3) Southern Miss 10,
(6) Louisville 5
(2) Tulane 10, Cincinnati 5
(1) Houston 14, Saint Louis 4
(5) USF 8, (4) Memphis 6

THURSDAY, MAY 20

Louisville 10, Cincinnati 9
Saint Louis 11, Memphis 9
Tulane 11, Southern Miss 4
Houston 14, USF 3

FRIDAY, MAY 21

Southern Miss 5, Louisville 2
Saint Louis 16, USF 5

SATURDAY, MAY 22

Tulane 13, Southern Miss 7
Houston 3, Saint Louis 0

**SUNDAY, MAY 23
Championship Game**

Tulane 12, Houston 9

1998

*Zephyr Field,
New Orleans, La.*

TUESDAY, MAY 12

(play-in games)
(9) Saint Louis 7, (8) USF 6
(7) Memphis 6,
(10) Cincinnati 5

WEDNESDAY, MAY 13

(3) Charlotte 13,
(6) Southern Miss 3
(2) Houston 3, Memphis 2
(5) Louisville 9, (4) UAB 8
(1) Tulane 7, Saint Louis 3

THURSDAY, MAY 14

Southern Miss 7, Memphis 6
UAB 4, Saint Louis 1
Charlotte 6, Houston 5
Tulane 13, Louisville 2

FRIDAY, MAY 15

Southern Miss 6, Houston 5
Louisville 11, UAB 6

SATURDAY, MAY 16

Charlotte 6, Southern Miss 5
Tulane 6, Louisville 3

**SUNDAY, MAY 17
Championship Game**

Tulane 5, Charlotte 3

1997

*Turchin Stadium,
New Orleans, La.*

**TUESDAY, MAY 13
(play-in games)**

(9) Saint Louis 9,
(8) Memphis 2
(10) Cincinnati 8,
(7) Louisville 5

WEDNESDAY, MAY 14

(3) USF 5, (6) UAB 2
(2) Houston 13, Saint Louis 4
(5) Charlotte 14,
(4) Southern Miss 9
(1) Tulane 10, Cincinnati 0

THURSDAY, MAY 15

UAB 6, Saint Louis 2
Southern Miss 5, Cincinnati 0
Houston 2, USF 0
Charlotte 8, Tulane 6

FRIDAY, MAY 16

UAB 5, USF 3
Tulane 6, Southern Miss 2

SATURDAY, MAY 17

UAB 6, Houston 5
Tulane 13, Charlotte 4
Houston 10, UAB 8
Charlotte 9, Tulane 2

**SUNDAY, MAY 18
Championship Game**

Houston 22, Charlotte 7

1996

*Pete Taylor Park,
Hattiesburg, Miss.*

**TUESDAY, MAY 14
(play-in game)**

(8) Louisville 4, (9)
Cincinnati 2

WEDNESDAY, MAY 15

(5) Charlotte 17, (4) UAB 9
Louisville 13, (1) USF 9
(2) Tulane 14,
(7) Saint Louis 5
(3) Southern Miss 9,
(6) Memphis 4

THURSDAY, MAY 16

USF 9, UAB 7
Saint Louis 9, Memphis 8 (10)
Charlotte 23, Louisville 3
Tulane 9, Southern Miss 5

FRIDAY, MAY 17

USF 14, Louisville 11
Southern Miss 9, Saint Louis 5

SATURDAY, MAY 18

USF 13, Charlotte 2
Tulane 10, Southern Miss 8
USF 17, Charlotte 6

**SUNDAY, MAY 19
Championship Game**

Tulane 2, USF 0



Rice baseball, ranked in the top spot in the national poll for most of the season, won its first Conference USA title in 2006. The Owls hosted the championship event at Reckling Park in Houston.



Southern Miss celebrates the 2003 C-USA tournament title in New Orleans.



2007

College World Series

FRIDAY, JUNE 15

(1) Rice 15, Louisville 10

SUNDAY, JUNE 17

(1) Rice 14, North Carolina 4

WEDNESDAY, JUNE 20

North Carolina 6, (1) Rice 1

THURSDAY, JUNE 21

North Carolina 7, (1) Rice 4

Houston Super Regional

FRIDAY, JUNE 8

(1) Rice 3, (6) Texas A&M 2
(10 inn.)

SATURDAY, JUNE 9

(1) Rice 5, (6) Texas A&M 2

Houston Regional

(Houston, Texas)

FRIDAY, JUNE 1

(1) Rice 5, (4) Prairie View 0

SATURDAY, JUNE 2

Rice 6, TCU 3

SUNDAY, JUNE 3

Rice 3, TCU 1 (Rice advances)

Chapel Hill Regional

(Chapel Hill, N.C.)

FRIDAY, JUNE 1

(2) East Carolina 9,
(3) Western Carolina 8

SATURDAY, JUNE 2

North Carolina 11,
East Carolina 10

SUNDAY, JUNE 3

Western Carolina 9,
East Carolina 6

Oxford Regional

(Oxford, Miss.)

FRIDAY, JUNE 1

(2) Southern Miss 14,
(3) Troy 1

SATURDAY, JUNE 2

Ole Miss 4, Southern Miss 0

SUNDAY, JUNE 3

Sam Houston State 12,
Southern Miss 11 (11 inn.)

Nashville Regional

(Nashville, Tenn.)

FRIDAY, JUNE 1

(2) Michigan 10,
(3) Memphis 7

SATURDAY, JUNE 2

Austin Peay 18, Memphis 7

2006

College World Series

SATURDAY, JUNE 17

Rice 6, Georgia 4

MONDAY, JUNE 19

Rice 3, Miami (Fla.) 2

WEDNESDAY, JUNE 21

Oregon State 5, Rice 0

THURSDAY, JUNE 22

Oregon State 2, Rice 0

Houston Super Regional

SATURDAY, JUNE 10

Rice 10, Oklahoma 4

SUNDAY, JUNE 11

Oklahoma 11, Rice 5

MONDAY, JUNE 12

Rice 9, Oklahoma 5

Houston Regional

FRIDAY, JUNE 2

(1) Rice 6, (4) Prairie
View A&M 5

SUNDAY, JUNE 4

(1) Rice 7, (2) Baylor 2

FRIDAY, JUNE 2

(1) Rice 7, (2) Baylor 4

Norman Regional

FRIDAY, JUNE 2

(3) Wichita State 2,
(2) Houston 1

SATURDAY, JUNE 3

(1) Oklahoma 8, (2) Houston 6

Oxford Regional

FRIDAY, JUNE 2

(3) South Alabama 7,
(2) Tulane 1

SATURDAY, JUNE 3

(2) Tulane 12,
(4) Bethune-Cookman 7

SUNDAY, JUNE 4

(2) Tulane 18,
(3) South Alabama 11
(3) Mississippi 12, (2) Tulane 4

Tuscaloosa Regional

FRIDAY, JUNE 2

(2) Troy 10,
(3) Southern Miss 8

SATURDAY, JUNE 3

(3) Southern Miss 6,
(4) Jacksonville State 2

SUNDAY, JUNE 4

(2) Troy 6,
(3) Southern Miss 5

2005

College World Series

SATURDAY, JUNE 18

Tulane 3, Oregon State 1

MONDAY, JUNE 20

Texas 5, Tulane 0

TUESDAY, JUNE 21

Baylor 8, Tulane 7

New Orleans Super Regional

SATURDAY, JUNE 11

Rice 9, Tulane 5

SUNDAY, JUNE 12

Tulane 7, Rice 0

MONDAY, JUNE 13

Tulane 9, Rice 6

New Orleans Regional

FRIDAY, JUNE 3

(1) Tulane 17, (4) Southern 7

SATURDAY, JUNE 4

(1) Tulane 10, (2) Alabama 4

MONDAY, JUNE 6

(1) Tulane 7, (2) Alabama 4

Waco Regional

SATURDAY, JUNE 4

(2) TCU 5, (3) Stanford 1

SUNDAY, JUNE 5

(1) Baylor 8, (2) TCU 3
(3) Stanford 12, (2) TCU 4

Oxford Regional

FRIDAY, JUNE 3

(3) Oklahoma 5,
(2) Southern Miss 4

SATURDAY, JUNE 4

(4) Maine 12,
(2) Southern Miss 2

Tempe Regional

FRIDAY, JUNE 3

(2) Arizona State 9,
(3) East Carolina 6

SATURDAY, JUNE 4

(4) UNLV 5, (3) East Carolina 3

2004

Columbia Super Regional

SATURDAY, JUNE 12

South Carolina 4,
East Carolina 2

SUNDAY, JUNE 13

South Carolina 5,
East Carolina 3

Fullerton Super Regional

SATURDAY, JUNE 12

Cal State Fullerton 9,
Tulane 0

SUNDAY, JUNE 13

Cal State Fullerton 10,
Tulane 7

Kinston Regional

SATURDAY, JUNE 5

(1) East Carolina 8,
(4) Stony Brook 2

SUNDAY, JUNE 6

East Carolina 11,
UNC Wilmington 4

MONDAY, JUNE 7

East Carolina 7,
UNC Wilmington 0

Baton Rouge Regional

FRIDAY, JUNE 4

(2) Southern Miss 6,
(3) Coll. of Charleston 5

SATURDAY, JUNE 5

LSU 6, Southern Miss 2
College of Charleston 7,
Southern Miss 3

Oxford Regional

FRIDAY, JUNE 4

(3) Tulane 3,
(2) Washington 2

SATURDAY, JUNE 5

Tulane 7, Western
Kentucky 0

SUNDAY, JUNE 6

Tulane 12, Washington 3

Austin Regional

FRIDAY, JUNE 4

(2) Oral Roberts 6, (3) TCU 5

SATURDAY, JUNE 5

TCU 12, Youngstown State 8
Oral Roberts 10, TCU 1

2003

Houston Super Regional

SATURDAY, JUNE 7

Houston 5, (1) Rice 2

SUNDAY, JUNE 8

(1) Rice 10, Houston 2

MONDAY, JUNE 9

(1) Rice 5, Houston 2

Hattiesburg Regional

FRIDAY, MAY 30

(3) Southern U. 5,
(2) Southern Miss 3

SATURDAY, MAY 31

Southern Miss 18,
Murray State 0
Southern Miss 18, Southern 1

SUNDAY, JUNE 1

Baylor 3, Southern Miss 2

Atlanta Regional

FRIDAY, MAY 30

(2) South Carolina 4,
(3) East Carolina 0

SATURDAY, MAY 31

East Carolina 10,
Georgia Tech 3
Stetson 9, East Carolina 4

Baton Rouge Regional

FRIDAY, MAY 30

(2) Tulane 8,
(3) UNC Wilmington 3

SATURDAY, MAY 31

LSU 13, Tulane 5
UNC Wilmington 9, Tulane 8
(10 innings)

NCAA
POSTSEASON
RESULTS

81

2008 C-USA BASEBALL

C-USA



College Station Regional
FRIDAY, MAY 30
(2) Alabama 9, (3) Houston 3

SATURDAY, MAY 31
Houston 4, Oral Roberts 2
Houston 16, Alabama 8

SUNDAY, JUNE 1
Houston 7, Texas A&M 6
Houston 7, Texas A&M 6
(10 innings)

2002
Austin Super Regional
FRIDAY, JUNE 7
Houston 2, Texas 0

SATURDAY, JUNE 8
Texas 17, Houston 2

SUNDAY, JUNE 9
Texas 5, Houston 2

Atlanta Regional
FRIDAY, MAY 31
(2) Georgia 7, (3) Louisville 1
SATURDAY, JUNE 1
(4) Coastal Carolina 9,
Louisville 1

Baton Rouge, Regional
FRIDAY, MAY 31
(2) Louisiana-Lafayette 6,
(3) Tulane 3
SATURDAY, JUNE 1
Tulane 10, (4) Southern 2
(1) LSU 4, LSU 2

Clemson Regional
FRIDAY, MAY 31
(2) East Carolina 13,
(3) Elon 7
SATURDAY, JUNE 1
(1) Clemson 4,
East Carolina 2
East Carolina 7,
(4) Georgia Southern 3
SUNDAY, JUNE 2
Clemson 21, East Carolina 1

Mesa Regional
FRIDAY, MAY 31
(1) Houston 9,
(4) New Mexico State 0
SATURDAY, JUNE 1
Houston 8,
(2) Arizona State 4
SUNDAY, JUNE 2
Houston 7, Arizona State 3

Tallahassee Regional
FRIDAY, MAY 31
(2) UCF 6, (3) USF 1

SATURDAY, JUNE 1
USF 14, (4) Stetson 13
USF 7, UCF 2

SUNDAY, JUNE 2
(1) Florida State 13, USF 6

2001
College World Series
FRIDAY, JUNE 8
(4) Stanford 13, (5) Tulane 11
SUNDAY, JUNE 10
(5) Tulane 6, (3) Nebraska 5
TUESDAY, JUNE 12
(4) Cal St. Fullerton 11,
(5) Tulane 2

New Orleans Super Regional
FRIDAY, JUNE 1
(9) Louisiana State 4, (5)
Tulane 3 (13 innings)
SATURDAY, JUNE 2
(5) Tulane 9,
(9) Louisiana State 4
SUNDAY, JUNE 3
(5) Tulane 7,
(9) Louisiana State 1

New Orleans Regional
FRIDAY, MAY 25
(5) Tulane 22, Southern 9
SATURDAY, MAY 26
(5) Tulane 13,
Oklahoma State 10
SUNDAY, MAY 27
(5) Tulane 9,
Oklahoma State 8

Houston Regional
FRIDAY, MAY 25
(25) Baylor 7, Houston 1
SATURDAY, MAY 26
Texas-Arlington 7, Houston 6

Wilson Regional
FRIDAY, MAY 25
USF 7, Winthrop 2
SATURDAY, MAY 26
(10) East Carolina 12, USF 8
SUNDAY, MAY 27
Winthrop 6, USF 1

2000
Houston Super Regional
FRIDAY, JUNE 2
San Jose State 5, Houston 3
SATURDAY, JUNE 3
Houston 5, San Jose
State 2 (14)

SUNDAY, JUNE 4
San Jose State 3, Houston 2

Houston Regional
FRIDAY, MAY 26
(1) Houston 7, (4) Princeton 6
SATURDAY, MAY 27
(1) Houston 5, (2) Rice 2
SUNDAY, MAY 28
(2) Rice 5, (1) Houston 4
(1) Houston 9, (2) Rice 5

Starkville Regional
FRIDAY, MAY 26
(3) Notre Dame 8,
(2) Tulane 4
SATURDAY, MAY 27
(2) Tulane 4,
(4) South Alabama 3
(3) Notre Dame 10,
(2) Tulane 6

1999
Houston Regional
FRIDAY, MAY 28
(1) Houston 6, Southwest
Texas State 4
SATURDAY, MAY 29
(2) Southwestern Louisiana 5,
Houston 3
Houston 8, Texas 5
SUNDAY, MAY 30
Southwestern Louisiana 19,
Houston 8

Auburn Regional
FRIDAY, MAY 28
(4) Winthrop 8, (1)
Tulane 7 (11)
SATURDAY, MAY 29
Tulane 11, (3) North Carolina
State 5
Tulane 15, (4) Winthrop 8
SUNDAY, MAY 30
Tulane 7, (1) Auburn 5
Auburn 13, Tulane 9

Tuscaloosa Regional
FRIDAY, MAY 28
(3) Southern Miss 20,
(2) South Alabama 13
SATURDAY, MAY 29
(1) Alabama 10,
Southern Miss 4
Southern Miss 10,
South Alabama 9
SUNDAY, MAY 30
(1) Alabama 7,
Southern Miss 6

1998
South II Regional
(Baton Rouge, La.)
THURSDAY, MAY 21
(3) Tulane 11,
(4) Southwestern
Louisiana 5
FRIDAY, MAY 22
Cal. State Fullerton 10,
Tulane 6
SATURDAY, MAY 23
Harvard 14, Tulane 11


Central Regional
(College Station, Texas)
THURSDAY, MAY 21
(2) Texas A&M 17,
(5) Charlotte 0
FRIDAY, MAY 22
(6) Oral Roberts 20,
Charlotte 13

1997
East Regional
(Tallahassee, Fla.)
THURSDAY, MAY 22
(4) USF 5, (3) UCF 4
FRIDAY, MAY 23
(2) Auburn 9, USF 0
SATURDAY, MAY 24
USF 9, (5) Western Carolina 4
(1) Florida State 6, USF 5

South I Regional
(Baton Rouge, La.)
THURSDAY, MAY 22
(2) South Alabama 12,
(5) Houston 6
FRIDAY, MAY 23
(6) UNC Greensboro 9,
Houston 5

1996
East Regional
(Gainesville, Fla.)
THURSDAY, MAY 23
(4) USF 12, (3) N.C. State 3
FRIDAY, MAY 24
USF 14, (5) UMass 8
SATURDAY, MAY 25
(1) Florida 6, USF 4 (13 inn.)
Massachusetts 13, USF 12

South II Regional
(at Baton Rouge, La.)
THURSDAY, MAY 23
(4) Tulane 10, (3) UNLV 7
FRIDAY, MAY 24
(5) New Orleans 13, Tulane 5
SATURDAY, MAY 25
(2) Georgia Tech 7, Tulane 4



2007

	C-USA				All Games				
	W-L	Pct.	H	A	W-L	Pct.	H	A	N
&#Rice	22-2	.917	12-0	10-2	56-14	.800	33-3	14-6	9-5
East Carolina	14-9	.609	7-5	7-4	40-23	.635	31-12	8-10	1-1
Southern Miss	14-10	.583	7-5	7-5	39-23	.629	23-7	10-13	6-4
Houston	12-12	.500	3-9	9-3	28-28	.500	11-14	13-9	4-4
Memphis	12-12	.500	7-5	5-7	36-27	.571	20-8	11-15	6-4
UAB	12-12	.500	5-7	7-5	25-33	.431	16-16	9-15	0-2
Tulane	9-15	.375	4-8	5-7	34-26	.567	24-14	7-13	2-0
UCF	7-17	.292	5-7	1-11	27-32	.458	21-15	5-15	1-2
Marshall	5-18	.217	2-9	3-9	21-32	.396	16-11	5-21	0-0

&Regular season champion #Tournament Champion

2006

	C-USA				All Games				
	W-L	Pct.	H	A	W-L	Pct.	H	A	N
&#Rice	22-2	.917	10-2	12-0	57-13	.814	33-6	17-3	6-4
Houston	18-6	.750	11-1	7-5	39-22	.639	22-4	13-15	4-3
Tulane	15-9	.625	8-4	7-5	43-21	.672	27-10	9-7	7-4
Memphis	13-11	.542	5-7	8-4	32-28	.533	15-13	12-11	4-4
Southern Miss	13-11	.542	8-4	5-7	39-23	.629	26-6	8-13	5-4
East Carolina	10-14	.417	7-5	3-9	33-26	.559	28-9	4-15	1-2
Marshall	6-18	.250	2-10	4-8	22-32	.407	13-14	9-16	0-2
UAB	6-18	.250	2-10	4-8	19-38	.333	11-17	6-18	2-3
UCF	5-19	.208	2-10	3-9	23-33	.411	15-20	8-13	0-0

&Regular season champion #Tournament Champion

2005

	C-USA				All Games				
	W-L	Pct.	H	A	W-L	Pct.	H	A	N
&#Tulane	24-6	.800	13-2	11-4	56-12	.824	36-5	16-5	4-2
#TCU	20-10	.667	11-4	9-6	41-20	.672	24-6	15-13	2-1
Southern Miss	20-10	.667	11-4	9-6	41-21	.661	26-8	12-9	3-4
East Carolina	18-12	.600	9-6	9-6	35-26	.574	18-10	12-13	5-3
Houston	16-13	.552	9-6	7-7	29-30	.492	16-14	10-12	3-4
USF	15-14	.517	9-6	6-8	33-31	.516	21-11	10-16	2-4
Louisville	15-14	.517	5-9	10-5	32-24	.571	20-15	12-7	0-2
UAB	14-16	.467	10-5	4-11	31-27	.534	22-10	9-15	0-2
Charlotte	13-17	.433	3-12	10-5	31-23	.574	18-16	13-7	0-0
Cincinnati	10-19	.344	6-8	4-11	25-30	.455	17-13	8-17	0-0
Saint Louis	8-22	.267	3-12	5-10	13-40	.245	5-20	8-18	0-2
Memphis	5-25	.167	2-13	3-12	13-42	.236	4-20	6-19	3-3

&Regular season champion #Tournament Champion

2004

	C-USA				All Games				
	W-L	Pct.	H	A	W-L	Pct.	H	A	N
& East Carolina	25-5	.833	12-3	13-2	51-13	.797	29-4	17-8	5-1
Tulane	21-9	.700	13-2	7-7	41-21	.661	28-5	10-15	3-1
Southern Miss	21-9	.700	11-4	10-5	45-19	.703	22-8	15-8	8-2
#TCU	19-11	.633	12-3	7-8	39-26	.600	20-9	12-14	7-3
Houston	19-11	.633	11-4	8-7	30-29	.508	19-12	9-13	2-4
Memphis	15-14	.517	10-4	5-10	29-28	.509	13-7	8-17	7-5
UAB	13-16	.448	5-10	8-6	30-29	.508	17-16	11-10	2-3
Louisville	13-17	.433	7-8	6-9	26-30	.464	17-17	8-11	1-2
USF	12-17	.414	9-9	3-8	31-24	.564	24-11	7-11	0-2
Charlotte	9-21	.300	4-11	5-10	20-32	.385	12-19	8-13	0-0
Cincinnati	6-24	.200	3-9	3-15	15-40	.273	3-9	11-31	1-1
Saint Louis	5-24	.172	3-11	2-13	14-41	.255	11-17	3-22	0-2

&Regular season champion #Tournament Champion



ANNUAL
STANDINGS

83

2008 C-USA BASEBALL





2003

	C-USA				All Games				
	W-L	Pct.	H	A	W-L	Pct.	H	A	N
&#Southern Miss	23-7	.767	13-2	10-5	47-16	.746	26-7	16-8	5-1
TCU	22-8	.733	10-5	12-3	35-22	.614	21-9	14-9	0-4
Tulane	20-10	.667	14-1	6-9	44-19	.698	33-3	8-13	3-3
Houston	18-12	.600	10-5	8-7	37-30	.552	18-8	15-15	4-7
East Carolina	17-13	.567	10-5	7-8	34-27-1	.556	21-10	11-13-1	2-4
USF	14-14	.500	7-7	7-7	31-27	.534	19-12	9-13	2-2
Louisville	14-15	.483	7-8	7-7	34-23	.597	21-11	11-11	2-1
Charlotte	11-15	.423	5-7	6-8	21-28	.429	12-11	9-15	0-2
UAB	12-17	.414	10-5	2-12	27-26	.509	24-9	3-17	0-0
Memphis	11-18	.379	8-7	3-11	21-33	.389	14-14	6-18	1-1
Cincinnati	7-22	.241	3-11	4-11	15-39	.278	3-11	12-27	0-1
Saint Louis	6-24	.200	4-11	2-13	18-32	.360	13-13	4-15	1-4

&Regular season champion #Tournament Champion

2002

	C-USA				All Games				
	W-L	Pct.	H	A	W-L	Pct.	H	A	N
& Houston	22-7	.759	12-3	10-4	48-17	.738	21-5	16-9	10-3
Louisville	21-9	.700	12-3	9-6	39-18	.684	26-6	13-8	0-4
TCU	19-11	.633	12-3	7-8	30-29	.508	16-6	8-14	6-9
Southern Miss	18-11	.621	10-5	8-6	36-22	.621	24-9	9-11	3-2
Tulane	17-13	.567	10-5	7-8	36-27	.571	21-10	10-12	4-5
#East Carolina	16-13-1	.550	6-9	10-4-1	43-20-1	.680	23-10	14-10-1	6-0
USF	16-14	.533	9-6	7-8	35-29	.547	16-10	14-15	5-4
Saint Louis	11-17	.393	6-7	5-10	22-30	.423	12-13	10-14	0-3
Cincinnati	11-18-1	.383	7-7-1	4-11	26-29-1	.473	16-10-1	10-19	0-0
Memphis	10-20	.333	7-8	3-11	20-31	.392	11-13	8-16	1-2
Charlotte	9-21	.300	5-10	4-11	19-35	.352	14-17	5-16	0-2
UAB	7-23	.233	4-11	3-12	16-40	.286	12-19	4-19	0-2

&Regular season champion #Tournament Champion

2001


	C-USA				All Games				
	W-L	Pct.	H	A	W-L	Pct.	H	A	N
&#Tulane	21-6	.778	12-3	9-3	56-13	.812	31-5	14-4	11-4
Houston	20-7	.714	12-0	8-7	29-30	.492	16-11	11-14	2-5
USF	16-11	.593	10-5	6-6	33-31	.516	17-13	9-14	7-4
Cincinnati	16-11	.593	11-4	5-7	34-24	.586	20-7	13-15	1-2
Memphis	13-14	.481	9-6	4-8	34-24	.586	21-10	8-11	5-3
Louisville	13-14	.481	8-7	5-7	32-29	.525	23-11	8-16	1-2
Southern Miss	11-16	.407	7-5	4-11	27-32	.458	16-13	8-17	3-2
Charlotte	10-17	.370	5-7	5-10	24-31	.436	16-10	7-16	1-5
Saint Louis	9-18	.333	6-6	3-12	21-32	.396	17-10	4-19	0-3
UAB	6-21	.222	6-6	0-15	25-30	.455	20-12	5-18	0-0

&Regular season champion #Tournament Champion

2000

	C-USA				All Games				
	W-L	Pct.	H	A	W-L	Pct.	H	A	N
&#Houston	21-4	.840	11-4	10-0	48-18	.727	23-12	20-5	4-1
Tulane	20-6-1	.759	8-3-1	12-3	38-22-1	.631	19-7-1	14-9	5-6
Southern Miss	15-10	.600	10-5	5-5	32-26	.552	23-10	8-12	0-2
Charlotte	15-11	.577	9-5	6-6	32-25-1	.560	20-10	10-13-1	2-2
USF	14-13	.519	5-7	9-6	29-29	.500	16-13	12-14	1-2
Cincinnati	11-16	.407	5-7	6-9	35-25	.583	17-9	15-15	3-1
UAB	10-15	.400	5-8	4-7	28-32	.467	17-13	9-16	2-2
Louisville	10-16-1	.389	5-7	5-9-1	17-37-1	.318	10-16	7-19-1	0-1
Memphis	8-18	.308	4-8	4-10	15-37	.288	11-13	4-19	0-5
Saint Louis	6-21	.222	4-11	2-10	19-34	.358	10-14	9-18	0-2

&Regular season champion #Tournament Champion



1999

	C-USA				All Games				
	W-L	Pct.	H	A	W-L	Pct.	H	A	N
&Houston	20-7	.741	10-2	10-5	40-24	.625	24-11	13-12	3-1
#Tulane	19-8	.704	12-3	7-5	48-17	.738	25-4	11-9	12-4
Southern Miss	18-9	.667	11-1	7-8	40-23	.635	27-3	7-16	6-4
Memphis	15-12	.555	10-5	5-7	28-26-1	.518	15-13	8-9-1	5-4
USF	15-12	.555	8-7	7-5	31-27	.534	17-13	13-12	1-2
Louisville	14-13	.519	7-8	7-5	37-19	.661	21-9	15-8	1-2
Charlotte	13-14	.481	6-6	7-8	26-26	.500	16-10	10-13	0-3
Cincinnati	9-18	.333	5-10	4-8	30-29	.508	16-13	12-13	2-3
UAB	7-20	.259	5-7	2-13	22-31	.415	15-12	6-18	1-1
Saint Louis	5-22	.185	2-10	3-12	19-39	.328	9-14	6-23	4-2

&Regular Season Champion #Tournament Champion

1998

	C-USA				All Games				
	W-L	Pct.	H	A	W-L	Pct.	H	A	N
#&Tulane	22-5	.815	10-2	12-3	48-15	.762	23-4	18-6	7-5
Houston	21-6	.778	13-2	8-4	34-25	.576	23-11	10-11	1-3
Charlotte	19-8	.704	11-4	8-4	43-19	.694	29-8	11-9	3-2
UAB	15-12	.556	8-7	7-5	29-24	.547	16-9	11-12	2-2
Louisville	14-13	.519	5-7	9-6	31-24	.564	15-15	13-7	3-2
Southern Miss	12-15	.444	7-8	5-7	30-28	.517	19-13	8-11	3-4
Memphis	12-15	.444	5-10	7-5	24-31	.436	12-12	8-16	4-3
USF	9-18	.333	4-8	5-10	21-36	.368	11-14	8-17	2-5
Saint Louis	4-20	.167	4-11	0-9	10-38	.208	6-15	3-21	1-2
Cincinnati	4-20	.167	1-8	3-12	15-38	.283	7-9	8-28	0-1

&Regular Season Champion #Tournament Champion

1997

	C-USA				All Games				
	W-L	Pct.	H	A	W-L	Pct.	H	A	N
&Tulane	19-7	.731	11-3	8-4	40-21	.656	27-12	11-8	2-1
#Houston	19-8	.704	9-3	10-5	40-23	.635	21-8	15-12	4-3
USF	18-8	.692	13-2	5-6	39-24	.619	23-6	10-13	6-5
Southern Miss	16-10	.615	8-4	8-6	34-23	.607	23-8	9-13	2-2
Charlotte	14-12	.538	8-3	6-9	30-26-1	.546	18-10	10-14	2-2-1
UAB	14-13	.519	9-3	5-10	31-29	.517	17-10	8-16	5-3
Louisville	11-15	.423	5-9	6-6	23-32	.418	14-13	9-16	0-3
Memphis	9-17	.346	8-7	1-10	20-31	.392	16-13	3-17	1-1
Saint Louis	8-19	.296	5-7	3-12	21-30	.412	14-13	6-15	1-1
Cincinnati	4-23	.148	2-13	2-10	12-46	.207	7-23	4-20	1-3

&Regular Season Champion #Tournament Champion

1996

	C-USA				All Games				
	W-L	Pct.	H	A	W-L	Pct.	H	A	N
&USF	20-4	.833	10-2	10-2	47-19	.712	27-6	14-10	6-3
#Tulane	18-6	.750	9-3	9-3	43-20	.683	24-8	14-9	5-3
Southern Miss	14-10	.583	9-3	5-7	32-28	.533	26-13	6-13	0-3
UAB	13-11	.542	5-7	8-4	33-25	.569	16-14	15-8	2-3
Charlotte	11-13	.458	8-4	3-9	29-30	.492	23-11	4-17	2-2
Memphis	9-11	.450	4-8	5-3	26-28	.481	14-13	9-13	3-2
Saint Louis	9-12	.429	5-5	4-7	25-24	.510	13-6	11-17	1-1
Louisville	6-15	.286	5-6	1-9	18-36	.333	12-13	4-19	2-4
Cincinnati	1-19	.050	0-8	1-11	5-34	.128	3-15	2-18	0-1

&Regular Season Champion #Tournament Champion



**ANNUAL
STANDINGS**

85

2008 C.USA BASEBALL



INDIVIDUAL - ALL GAMES

BATTING

BATTING AVERAGE

2007	Michael Murray, MEM	.375
2006	Adam Amar, MEM	.395
2005	Brian Cavanaugh, ECU	.382
2004	Jarrett Hoffpauir, USM	.405
2003	Michael Aubrey, TLN	.420
2002	Terry Trofholz, TCU	.441
2001	Kevin Youkilis, CIN	.405
2000	Jake Gautreau, TLN	.388
1999	Michael Artman, USM	.408
1998	Bo Robinson, CHA	.424
1997	Goefrey Tomlinson, HOU	.427
1996	Joey Anderson, CHA	.401

OFFICIAL AT BATS

2007	Brian Friday, RICE	.280
2006	Greg Buchanan, RICE	.295
2005	Tommy Manzella, TLN	.288
2004	Matt Shepherd, USM	.275
2003	Tony Giarratano, TLN	.274
2002	Mike Macaluso, USF	.268
2001	Andy Cannizaro, TLN	.299
2000	Brandon Caraway, HOU	.277
1999	James Jurries, TLN	.278
1998	Brian Hughes, TLN	.273
1997	Mike Pilger, USF	.272
1996	Chris Heintz, USF	.265

RUNS SCORED

2007	Trey Sutton, USM	69
2006	Tyler Henley, RICE	74
2005	Nathan Southard, TLN	80
2004	Matt Shepherd, USM	74
2003	Jonny Kaplan, TLN	76
2002	James Jurries, TLN	77
2001	Jake Gautreau, TLN	82
2000	Kevin Youkilis, CIN	75
1999	James Jurries, TLN	90
1998	Jason Sparks, TLN	84
	Joey Hammond, CHA	84
	Gerald Parr, CHA	84
1997	Ross Gload, USF	85
1996	Gio Cafaro, USF	86

HITS

2007	Joe Savery, RICE	98
2006	Greg Buchanan, RICE	102
2005	Tommy Manzella, TLN	100
2004	Jarrett Hoffpauir, USM	109
2003	Michael Aubrey, TLN	102
2002	Darryl Lawhorn, ECU	104
2001	Andy Cannizaro, TLN	118
2000	Jake Gautreau, TLN	95
1999	Michael Artman, USM	106
1998	Bo Robinson, CHA	106
1997	Dustin Carr, HOU	108
1996	Chris Heintz, USF	106

RUNS BATTED IN

2007	Aaron Luna, RICE	66
2006	Brendan Murphy, MAR	70
	Marc Maddox, USM	70
	Brad Willcutt, USM	82
2004	Jarrett Hoffpauir, USM	92
2003	Michael Aubrey, TLN	79
2002	James Jurries, TLN	74
2001	Jake Gautreau, TLN	96
2000	Jake Gautreau, TLN	68
1999	Chad Sutter, TLN	87
1998	Bo Robinson, CHA	100
1997	Ross Gload, USF	80
1996	Chris Heintz, USF	95

DOUBLES

2007	Brian Friday, RICE	29
2006	Tyler Henley, RICE	26
2005	Jeff Baisley, USF	26
2004	Ryan Norwood, ECU	34
2003	Clint King, USM	23
2002	Myron Leslie, USF	19
	Clint Stoy, USM	19
	Allen Wittingham, USM	19
2001	Andy Cannizaro, TLN	34
2000	Aaron Melebeck, HOU	24
1999	Tyson Schweitzer, HOU	24
1998	Bo Robinson, CHA	32
1997	Dustin Carr, HOU	32
1996	Jason Fitzgerald, TLN	28

TRIPLES

2007	Brint Hardy, UAB	6
2006	Tyler Henley, RICE	7
2005	Cory Lane, CHA	11
2004	Matt Shepherd, USM	6
2003	Chris Meeks, TCU	7
2002	Mike Barclay, USF	7
2001	Bill Gatti, Jr., LOU	6
	Paul Reuer, MEM	6
2000	Eric Lee, HOU	5
1999	Doug Lorenz, LOU	7
	Bubba Pfister, CHA	7
1998	Doug Lorenz, LOU	7
1997	Brett Bredensteiner, SLU	6
1996	B.J. Huff, UAB	11

HOME RUNS

2007	Joey Lieberman, MEM	14
	Bill Moss, MEM	14
2006	Mark Hamilton, TLN	20
2005	Micah Owings, TLN	18
2004	Ryan Frith, USM	22
2003	Jeff Cook, USM	23
	Clint King, USM	23
2002	James Jurries, TLN	20
2001	Jake Gautreau, TLN	21
2000	Kevin Youkilis, CIN	19
1999	Chad Sutter, TLN	23
1998	Jason Sparks, TLN	30
1997	Chad Sutter, TLN	23
1996	Ross Gload, USF	21

TOTAL BASES

2007	Bill Moss, MEM	139
	Joe Savery, RICE	139
2006	Tyler Henley, RICE	156
2005	Micah Owings, TLN	159
2004	Ryan Jones, ECU	177
2003	Clint King, USM	196
2002	James Jurries, TLN	180
2001	Jake Gautreau, TLN	191
2000	Jake Gautreau, TLN	167
1999	James Jurries, TLN	194
1998	James Matan, CHA	209
1997	Goefrey Tomlinson, HOU	189
1996	Chris Heintz, USF	183

STOLEN BASES

2007	K.K. Chalmers, MEM	33
2006	K.K. Chalmers, MEM	39
2005	Boomer Whiting, LOU	26
2004	Ramon Moses, TCU	23
2003	Jonny Kaplan, TLN	48
2002	Michael Bourn, HOU	32
2001	Andy Cannizaro, TLN	52
2000	Will Smith, UAB	55
1999	Andy Cannizaro, TLN	31
1998	Gerald Parr, CHA	41
1997	Shaun Skrehot, HOU	33
1996	Gio Cafaro, USF	50

WALKS

2007	Aaron Luna, RICE	48
2006	Cat Everett, TLN	53
2005	Matt Barket, TLN	52
2004	Ryan Jones, ECU	43
2003	Myron Leslie, USF	48
2002	Myron Leslie, USF	48
2001	Kevin Youkilis, CIN	59
2000	Kevin Youkilis, CIN	63
1999	Craig Tewes, CIN	61
1998	Gerald Parr, CHA	64
1997	Craig Brown, TLN	54
1996	Ross Gload, USF	68

STRIKEOUTS

2007	Joey Lieberman, MEM	61
2006	Bryan Tully, HOU	55
2005	Patrick Hope, MEM	63
2004	Ryan Frith, USM	73
2003	Matt Womble, UAB	59
2002	Matt Womble, UAB	68
2001	Mitch Jones, UAB	59
	Kevin Wilson, CIN	59
2000	Dan DeMent, UAB	68
1999	Jake Burnham, TLN	65
1998	Jason Hill, CHA	65
1997	Jud McMillin, CIN	59
	Jeff Bell, UAB	59
1996	Jeff Bell, UAB	65

SLUGGING PERCENTAGE

2007	Bill Moss, MEM	.594
2006	Matt Weston, HOU	.657
2005	Micah Owings, TLN	.733
2004	Ryan Jones, ECU	.823
2003	Clint King, USM	.772

2002	James Jurries, TLN	.750
2001	Daniel Uggla, MEM	.790
2000	Kevin Youkilis, CIN	.717
1999	J.P. Woodward, HOU	.734
1998	Jason Sparks, TLN	.846
1997	Goefrey Tomlinson, HOU	.762
1996	Ross Gload, USF	.712

ON-BASE PERCENTAGE

2007	Kiko Vazquez, UCF	.467
2006	Rich Russell, MAR	.513
2005	Scott Madden, TLN	.482
2004	Ryan Jones, ECU	.511
2003	Michael Aubrey, TLN	.505
2002	Darryl Lawhorn, ECU	.500
2001	Kevin Youkilis, CIN	.549
2000	Kevin Youkilis, CIN	.507
1999	Craig Tewes, CIN	.511
1998	Bo Robinson, CHA	.510
1997	Ross Gload, USF	.493
1996	Joey Anderson, CHA	.511

SACRIFICE HITS

2007	Cat Everett, TLN	14
	Brian Friday, RICE	14
2006	Dale Mollenhauer, ECU	13
2005	Alex Bryant, CHA	14
	Chris Lane, CHA	14
2004	Billy Richardson, ECU	14
2003	Drew Goneke, UAB	13
2002	Terry Trofholz, TCU	7
2001	Keith Barnes, UAB	13
2000	Keith Barnes, UAB	15
1999	Lee Jolly, UAB	9
	Kevin Wilson, CIN	9
	Eric Lee, HOU	9
	Kris Wilken, HOU	9
	Brian Haddock, SLU	9
1998	Will Smith, UAB	11
1997	Gerald Parr, CHA	12
1996	Kelly Ray, UAB	10
	Mike Huelsmann, SLU	10

SACRIFICE FLIES

2007	Jared Gayheart, RICE	7
2006	Jake Smith, ECU	8
	Josh Rodriguez, RICE	8
2005	J.T. LaFountain, LOU	8
2004	Jarrett Hoffpauir, USM	12
2003	J.T. LaFountain, LOU	7
	Kyle Leon, UAB	7
	Jarrett Hoffpauir, USM	7
2002	Michael Aubrey, TLN	7
	Jeff Baisley, USF	7
	Mike Budak, USF	7
	Chris Snyder, HOU	7
	Brad Willcutt, USM	7
2001	Mike Budak, LOU	8
	Jim Bredenkoetter, SLU	8
	Jake Gautreau, TLN	8
	Matt Groff, TLN	8
2000	Kris Wilken, HOU	8
1999	Jason Sparks, TLN	8
1998	Jayme Sperring, HOU	8
1997	Jason Schreiber, HOU	6
	Ross Gload, USF	6
1996	Chris Heintz, USF	14

HIT BY PITCH

2007	Tyler Henley, RICE	22
2006	Aaron Luna, RICE	25
2005	Bryan Hiermeier, USF	22
2004	Chad Huffman, TCU	22
2003	Mark Muscenti, CIN	18
2002	Griff Israel, USM	19
2001	Brad Erwin, CHA	15
2000	Keith Barnes, UAB	20
1999	Daniel Boyd, USF	18
1998	Jason Sparks, TLN	20
1997	Craig House, MEM	17
1996	Adam Gabris, SLU	12
	Scott Wilson, TLN	12

PITCHING

MOST WINS

2007	Ryan Berry, RICE	11
	Joe Savery, RICE	11
2006	Eddie Degerman, RICE	13
2005	Lance Broadway, TCU	15
2004	Greg Bunn, ECU	10
	Anthony DeWitt, USM	10
2003	David Austen, USF	11
2002	Brad Sullivan, HOU	13
2001	John Maine, CHA	12
2000	Kyle Crowell, HOU	13



1999	Jared Berkowitz, TLN	13
1998	Josh Bobbitt, TLN	13
1997	Jason Navarro, TLN	12
1996	Scott Glaser, USF	12

EARNED RUN AVERAGE SEASON (min. 1.0 IP per team game)

2007	Matt Langwell, RICE	2.35
2006	Brad Lincoln, HOU	1.69
2005	Lance Broadway, TCU	1.62
2004	Greg Bunn, ECU	2.70
2003	Carlos Fernandez, LOU	1.21
2002	Brad Sullivan, HOU	1.82
2001	Chad Rogers, USM	3.28
2000	Shane Nance, HOU	2.31
1999	Brandon Belanger, TLN	2.45
1998	Raul Echeverez, TLN	2.78
1997	Jason Navarro, TLN	3.30
1996	Jason Navarro, TLN	2.00

INNINGS PITCHED

2007	Ryan Berry, RICE	122.2
2006	Eddie Degerman, RICE	130.2
2005	Brian Bogusevic, TLN	130.1
2004	Brian Bogusevic, TLN	111.2
2003	Brad Sullivan, HOU	123.2
2002	Brad Sullivan, HOU	128.2
2001	John Maine, CHA	134.1
2000	Kyle Crowell, HOU	138.1
1999	Henry Bonilla, TLN	124.0
1998	Josh Bobbitt, TLN	116.2
1997	Scott Glaser, USF	125.2
1996	Jesse Summey, CHA	123.1

FEWEST HITS (1.0 IP per team game)

2007	Ryne Tacker, RICE	61
2006	Cole St.Clair, RICE	39
2005	Scott Jenkins, LOU	62
2004	Cliff Russum, USM	58
2003	Ryan Wagner, HOU	39
2002	Nate Bouldin, CIN	50
2001	Layne Dawson, MEM	51
2000	Henry Castor, MEM	51
1999	Ryan Baker, CHA	51
1998	Tighe Dickinson, UAB	57
1997	Chad Harville, MEM	71
1996	Chad Harville, MEM	44

MOST STRIKEOUTS

2007	Ryan Berry, RICE	125
2006	Eddie Degerman, RICE	172
2005	Lance Broadway, TCU	151
2004	Greg Bunn, ECU	117
2003	Brad Sullivan, HOU	154
2002	Brad Sullivan, HOU	157
2001	John Maine, CHA	144
2000	Kyle Crowell, HOU	117
1999	Henry Bonilla, TLN	131
1998	John McKay, CHA	138
1997	Chad Harville, MEM	136
1996	Jack Cressend, TLN	123

SAVES

2007	Shane Mathews, ECU	14
2006	Daniel Latham, TLN	14
2005	Daniel Latham, TLN	13
2004	Robbie Findlay, TCU	11
2003	Ryan Wagner, HOU	15
2002	Jesse Crain, HOU	10
2001	Josh Ring, LOU	10
2000	John McKay, CHA	11
1999	Brandon Belanger, TLN	16
1998	Todd Raithe, LOU	10
1997	Luis Ramos, USF	8
	Chris Mason, UAB	8
1996	Chad Harville, MEM	8

APPEARANCES

2007	Shane Mathews, ECU	39
2006	Cole St.Clair, RICE	37
2005	Eric Roberts, UAB	32
2004	Eric Roberts, UAB	37
2003	Joey Charron, TLN	39
	Joey Livingston, USF	39
2002	Joey Livingston, USF	41
2001	Curtus Moak, CIN	37
2000	Danny Stout, USM	33
1999	Brandon Belanger, TLN	41
1998	Todd Ardoin, TLN	32
	Paul Giambalvo, USF	32
1997	Tyler Kee, USM	31
	Chris Mason, UAB	31
1996	Steven Boyles, USF	40

GAMES STARTED

2007	Ryan Berry, RICE	20
2006	Eddie Degerman, RICE	19
2005	Brian Bogusevic, TLN	19
	Micah Owings, TLN	19
2004	Clayton Jerome, TCU	18
2003	David Austen, USF	19
	Zach Jackson, LOU	19
	Brad Sullivan, HOU	19
2002	Brad Sullivan, HOU	18
2001	John Maine, CHA	20
2000	Kyle Crowell, HOU	19
1999	Shane Nance, HOU	19
1998	John McKay, CHA	18
1997	Scott Glaser, USF	20
1996	Mark Roberts, USF	18

OPPOSING BATTING AVERAGE

2007	Matt Langwell, RICE	.206
2006	Cole St.Clair, RICE	.151
2005	Lance Broadway, TCU	.191
2004	Greg Bunn, ECU	.191
2003	Ryan Wagner, HOU	.147
2002	Brad Sullivan, HOU	.177
2001	Layne Dawson, MEM	.217
2000	Kyle Crowell, HOU	.229
1999	Kyle Crowell, HOU	.210
1998	Shane Nance, HOU	.223
1997	Chad Harville, MEM	.192
1996	Brandon Parker, USM	.213

FIELDING

PUTOUTS

2007	Adam Amar, MEM	529
2006	Mark Hamilton, TLN	556
2005	Greg Dini, TLN	547
2004	Marc Maddox, USM	538
2003	Michael Aubrey, TLN	582
2002	Chris Snyder, HOU	515
2001	Mike Eylward, USF	582
2000	J.P. Woodward, HOU	598
1999	Brian Haddock, SLU	531
1998	Doug Lorenz, LOU	546
1997	Ross Gload, USF	549
1996	Ross Gload, USF	596

ASSISTS

2007	Brian Friday, RICE	249
2006	Ryan Metcalf, UAB	215
2005	Seth Rollin, UAB	199
2004	Jarrett Hoffpauir, USM	201
2003	Luke Shepherd, USM	207
2002	Luke Cherry, ECU	208
2001	Adam Haley, LOU	193
2000	Aaron Melebeck, HOU	215
1999	Eric McMaster, USM	219
1998	Travis Kahoali, LOU	205
1997	Jared Martin, USM	219
1996	Joey Hammond, CHA	213

ERRORS

2007	Ryne Lovdahl, UAB	25
	Michael Murray, MEM	25
2006	Brian Dozier, USM	22
2005	Patrick Hope, MEM	25
2004	Josh Miljavac, UAB	25
2003	Myron Leslie, USF	24
2002	Myron Leslie, USF	26
2001	Myron Leslie, USF	25
2000	Johnny Raburn, USF	28
1999	Corey Reimers, UAB	34
1998	Ryan Hirsch, SLU	29
1997	Michael Johns, TLN	28
1996	Jason Dellaero, USF	29

TEAM ALL GAMES

MOST WINS

2007	Rice	56
2006	Rice	57
2005	Tulane	56
2004	East Carolina	51
2003	Southern Miss	47
2002	Houston	48
2001	Tulane	56
2000	Houston	48
1999	Tulane	48
1998	Tulane	48
1997	Tulane	40
	Houston	40
1996	USF	47

MOST GAMES PLAYED

2007	Rice (56-14)	70
2006	Rice (57-13)	70
2005	Tulane (56-12)	68
2004	TCU (39-26)	65
2003	Houston (37-30)	67
2002	Houston (48-17)	65
2001	Tulane (56-13)	69
2000	Houston (48-18)	66
1999	Tulane (48-17)	65
1998	Tulane (48-15)	63
1997	Houston (40-23)	63
	USF (39-24)	63
1996	USF (47-19)	66

BATTING

BATTING AVERAGE

2007	Rice	.311
2006	Memphis	.315
	Rice	.315
2005	Tulane	.318
2004	East Carolina	.318
2003	Southern Miss	.319
2002	Houston	.310
2001	Tulane	.338
2000	Tulane	.312
1999	Tulane	.326
1998	Tulane	.340
1997	USF	.329
1996	USF	.325

OFFICIAL AT-BATS

2007	Rice (70 games)	2412
2006	Rice (70 games)	2372
2005	Tulane (68 games)	2338
2004	Southern Miss (64 games)	2278
2003	Houston (67 games)	2272
2002	USF (64 games)	2286
2001	Tulane (69 games)	2499
2000	Houston (66 games)	2310
1999	Houston (64 games)	2325
1998	Tulane (63 games)	2256
1997	USF (63 games)	2383
1996	USF (66 games)	2448

RUNS SCORED

2007	Rice (70 games)	511
2006	Rice (70 games)	523
2005	Tulane (68 games)	541
2004	East Carolina (64 games)	513
2003	Southern Miss (63 games)	497
2002	USF (64 games)	472
2001	Tulane (69 games)	639
2000	Houston (66 games)	484
1999	Tulane (65 games)	568
1998	Tulane (63 games)	593
1997	USF (63 games)	532
1996	USF (66 games)	586

HITS

2007	Rice (70 games)	749
2006	Rice (70 games)	748
2005	Tulane (68 games)	743
2004	East Carolina (64 games)	725
2003	Southern Miss (63 games)	712
2002	Houston (65 games)	693
2001	Tulane (69 games)	844
2000	Houston (66 games)	703
1999	Tulane (65 games)	754
1998	Tulane (63 games)	766
1997	USF (63 games)	783
1996	USF (66 games)	792

RUNS BATTED IN

2007	Rice (70 games)	460
2006	Rice (70 games)	485
2005	Tulane (68 games)	504
2004	East Carolina (64 games)	481
2003	Southern Miss (63 games)	455
2002	USF (64 games)	424
2001	Tulane (69 games)	587
2000	Houston (66 games)	445
1999	Tulane (65 games)	520
1998	Tulane (63 games)	536
1997	USF (63 games)	468
1996	USF (66 games)	457

DOUBLES

2007	Rice (70 games)	152
2006	Rice (70 games)	162
2005	Tulane (68 games)	164
2004	East Carolina (64 games)	153
2003	Southern Miss (63 games)	142

ANNUAL LEADERS

87

2008 C-USA BASEBALL





ANNUAL LEADERS

88

2008 C-USA BASEBALL



2002	Southern Miss (58 games)	128
	Tulane (58 games)	128
2001	TLNane (69 games)	149
2000	Houston (66 games)	157
1999	Houston (64 games)	140
1998	TLNane (63 games)	168
1997	Houston (63 games)	147
1996	USF (66 games)	149

TRIPLES

2007	UAB (58 games)	25
2006	Rice (70 games)	23
2005	Charlotte (54 games)	29
2004	Southern Miss (64 games)	19
2003	Louisville (57 games)	22
2002	TCU (59 games)	21
2001	Charlotte (55 games)	18
	Memphis (58 games)	18
	Tulane (69 games)	18
2000	Houston (66 games)	16
1999	Louisville (56 games)	25
1998	Louisville (55 games)	28
1997	USF (63 games)	23
1996	USF (66 games)	27

HOME RUNS

2007	East Carolina (63 games)	68
2006	Southern Miss (62 games)	81
2005	Tulane (68 games)	84
2004	East Carolina (64 games)	100
2003	Southern Miss (63 games)	89
2002	Cincinnati (56 games)	74
2001	Cincinnati (58 games)	86
2000	Houston (66 games)	75
	Cincinnati (60 games)	75
1999	Tulane (65 games)	128
1998	Tulane (63 games)	105
1997	Southern Miss (57 games)	95
1996	USF (66 games)	91

STOLEN BASES

2007	East Carolina (63 games)	85
2006	Houston (86 games)	86
2005	Charlotte (54 games)	91
2004	East Carolina (64 games)	85
2003	Tulane (63 games)	116
2002	Tulane (63 games)	116
2001	Tulane (69 games)	146
2000	UAB (60 games)	164
1999	Houston (64 games)	114
1998	Charlotte (62 games)	115
1997	Houston (63 games)	152
1996	Charlotte (59 games)	137

TOTAL BASES

2007	Rice (70 games)	1123
2006	Rice (70 games)	1196
2005	Tulane (68 games)	1177
2004	East Carolina (64 games)	1200
2003	Southern Miss (63 games)	1151
2002	Tulane (63 games)	1029
2001	Tulane (69 games)	1263
2000	Houston (66 games)	1117
1999	Tulane (65 games)	1297
1998	Tulane (63 games)	1269
1997	USF (63 games)	1186
1996	USF (66 games)	1268

WALKS

2007	Rice (70 games)	315
2006	Tulane (64 games)	311
2005	Tulane (68 games)	331
2004	Southern Miss (64 games)	263
2003	Southern Miss (63 games)	255
2002	USF (64 games)	273
2001	Cincinnati (58 games)	319
2000	Cincinnati (60 games)	314
1999	Louisville (56 games)	321
1998	Charlotte (62 games)	323
1997	Tulane (61 games)	309
1996	USF (66 games)	340

STRIKEOUTS

2007	Rice (70 games)	391
2006	Rice (70 games)	439
2005	Memphis (55 games)	460
2004	Saint Louis (55 games)	440
2003	Memphis (54 games)	450
2002	Memphis (51 games)	468
2001	Memphis (58 games)	500
2000	UAB (60 games)	483
1999	Charlotte (52 games)	436
1998	Memphis (55 games)	433
1997	Cincinnati (58 games)	445
1996	USF (66 games)	477

SLUGGING PERCENTAGE

2007	Rice	.466
2006	Rice	.504
2005	Tulane	.503
2004	East Carolina	.527
2003	Southern Miss	.516
2002	Louisville	.476
2001	Tulane	.505
2000	Houston .484	
1999	Tulane	.561
1998	Tulane	.563
1997	Southern Miss	.522
1996	USF	.518

ON-BASE PERCENTAGE

2007	Rice	.405
2006	Southern Miss	.409
2005	Tulane	.413
2004	East Carolina	.398
2003	Southern Miss	.396
2002	Southern Miss	.397
2001	Tulane	.419
2000	USF	.400
1999	Saint Louis	.410
1998	Tulane	.433
1997	USF	.400
1996	USF	.409

HIT BY PITCH

2007	Rice	93
2006	Rice	112
2005	Louisville	74
2004	TCU	88
2003	Louisville	75
2002	Southern Miss	79
2001	Louisville	77
2000	Charlotte	91
1999	Southern Miss	67
1998	Tulane	81
1997	Southern Miss	87
1996	Southern Miss	55

PITCHING

EARNED RUN AVERAGE

2007	Rice	3.04
2006	Rice	3.16
2005	Tulane	3.84
2004	East Carolina	3.77
2003	Southern Miss	3.45
2002	Houston	3.20
2001	UAB	4.36
2000	Houston	3.58
1999	Tulane	4.60
1998	Tulane	4.07
1997	Tulane	4.05
1996	USF	3.99

INNINGS PITCHED

2007	Rice (70 games)	625.2
2006	Rice (70 games)	618.2
2005	Tulane (68 games)	602.0
2004	TCU (65 games)	567.2
2003	Houston (67 games)	598.1
2002	Houston (65 games)	574.1
2001	Tulane (69 games)	619.0
2000	Houston (66 games)	597.2
1999	Houston (64 games)	584.2
1998	Tulane (63 games)	547.2
1997	USF (63 games)	561.1
1996	USF (66 games)	589.1

SAVES

2007	Rice (70 games)	21
2006	Rice (70 games)	22
2005	Tulane (68 games)	22
2004	East Carolina (64 games)	16
2003	Southern Miss (67 games)	19
2002	East Carolina (64 games)	18
2001	Memphis (58 games)	15
2000	Cincinnati (60 games)	16
1999	Tulane (65 games)	18
1998	Charlotte (62 games)	13
1997	Houston (63 games)	14
1996	USF (66 games)	13
	Tulane (63 games)	13

BATTERS STRUCK OUT

2007	Rice (70 games)	552
2006	Rice (70 games)	653
2005	Tulane (68 games)	579
2004	East Carolina (64 games)	481
2003	Houston (67 games)	605
2002	Houston (65 games)	548
2001	Tulane (69 games)	493
2000	Tulane (61 games)	459
1999	Tulane (65 games)	478
1998	Charlotte (62 games)	506
1997	Tulane (61 games)	520
1996	Tulane (63 games)	569

OPPOSING BATTING AVERAGE

2007	Rice (70 games)	.236
2006	Rice (70 games)	.228
2005	TCU (61 games)	.251
2004	East Carolina (64 games)	.248
2003	Houston (67 games)	.242
2002	Houston (65 games)	.231
2001	UAB (55 games)	.264
2000	Houston (66 games)	.264
1999	Houston (64 games)	.271
1998	Tulane (63 games)	.267
1997	USF (66 games)	.263
1996	Southern Miss (60 games)	.263
	Memphis (51 games)	.263

FIELDING

FIELDING PERCENTAGE

2007	Tulane (60 games)	.974
2006	Tulane (64 games)	.978
2005	Tulane (68 games)	.973
2004	East Carolina (64 games)	.975
2003	Tulane (67 games)	.973
2002	Louisville (57 games)	.971
2001	Louisville (61 games)	.972
2000	Houston (66 games)	.977
1999	Houston (64 games)	.969
1998	Charlotte (62 games)	.964
1997	Houston (63 games)	.963
1996	Tulane (63 games)	.971

PUTOUTS

2007	Rice (70 games)	1877
2006	Rice (70 games)	1856
2005	Tulane (68 games)	1806
2004	TCU (65 games)	1703
2003	Houston (67 games)	1795
2002	Houston (65 games)	1723
2001	Tulane (69 games)	1857
2000	Houston (66 games)	1793
1999	Houston (64 games)	1754
1998	Tulane (63 games)	1643
1997	USF (63 games)	1684
1996	USF (66 games)	1768

ASSISTS

2007	Rice (70 games)	821
2006	Rice (70 games)	773
2005	USF (64 games)	674
2004	Southern Miss (64 games)	682
2003	Houston (67 games)	730
2002	East Carolina (64 games)	732
2001	USF (64 games)	741
2000	Houston (66 games)	727
1999	Southern Miss (63 games)	780
1998	Southern Miss (58 games)	719
1997	USF (63 games)	749
1996	USF (66 games)	728

ERRORS

2007	UAB (58 games)	110
2006	Memphis (60 games)	98
2005	Memphis (54 games)	111
2004	UAB (59 games)	98
2003	USF (58 games)	92
2002	UAB (56 games)	110
2001	USF (64 games)	114
2000	USF (58 games)	107
1999	UAB (53 games)	125
1998	Saint Louis (48 games)	127
1997	Cincinnati (58 games)	108
	USF (63 games)	108
	UAB (60 games)	108
1996	Southern Miss (60 games)	112

INDIVIDUAL - C-USA GAMES

BATTING

BATTING AVERAGE

2007	Michael Murray, MEM	.448
2006	Brian Friday, RICE	.467
2005	Travis Tully, HOU	.430
2004	Ryan Norwood, ECU	.432
2003	Ron Braun, LOU	.444
2002	Terry Trofholz, TCU	.444
2001	Andy Cannizaro, TLN	.404
2000	James Jurries, TLN	.446
1999	Jarrod Bitter, HOU	.476
1998	Shayne Carnes, UAB	.445
1997	Goefrey Tomlinson, HOU	.451
1996	Brian Hughes, TLN	.424

OFFICIAL AT BATS

2007	Tyson Auer, UCF	101
	Kyle Norrid, MEM	101
2006	Will Petersen, MEM	107
2005	Stuart Musslewhite, TCU	137
2004	Jamie Paige, ECU	142
2003	Jake Duncan, TCU	133
2002	Jeff Cook, USM	129
2001	George Sandel, CHA	119
	Brett Clark, CIN	119
2000	Ryan Minges, CIN	118
	Chris Cuccia, USF	118
	Andy Cannizaro, TLN	118
1999	Brandon Caraway, HOU	118
1998	Brian Hughes, TLN	118
	Travis Kahoolii, LOU	118
	Jason Hill, CHA	118
1997	Dan Harness, UAB	121
1996	B.J. Huff, UAB	107

RUNS SCORED

2007	Trey Sutton, USM	29
2006	Adam Amar, MEM	38
2005	Nathan Southard, TLN	40
2004	Ryan Jones, ECU	46
2003	Jonny Kaplan, TLN	40
2002	James Jurries, TLN	46
2001	Jon Kaplan, TLN	38
2000	James Jurries, TLN	40
1999	James Jurries, TLN	42
1998	Brandon Caraway, HOU	42
1997	Ross Gload, USF	43
1996	Ross Gload, USF	32

HITS

2007	Adam Amar, MEM	40
2006	Adam Amar, MEM	45
2005	Travis Tully, HOU	52
2004	Jamie Paige, ECU	57
2003	Jonny Kaplan, TLN	49
2002	Terry Trofholz, TCU	52
2001	Andy Cannizaro, TLN	46
2000	Jake Gautreau, TLN	50
1999	Michael Artman, LOU	50
1998	Shayne Carnes, UAB	49
1997	Dustin Carr, HOU	47
1996	Brian Hughes, TLN	39

RUNS BATTED IN

2007	Corey Kemp, ECU	23
	Adam Amar, MEM	23
2006	Adam Amar, MEM	38
2005	Brad Willcutt, USM	54
2004	Ryan Jones, ECU	40
2003	Michael Aubrey, TLN	42
2002	James Jurries, TLN	44
2001	Jake Gautreau, TLN	46
2000	Jake Gautreau, TLN	38
1999	Matt Singer, CIN	40
1998	Bo Robinson, CHA	50
1997	Ross Gload, USF	43
1996	Chris Heintz, USF	46

DOUBLES

2007	Brian Friday, RICE	12
2006	Tyler Henley, RICE	12
2005	Brad Willcutt, USM	15
	Brad Emaus, TLN	15
2004	Ryan Norwood, ECU	21
2003	Stuart Musslewhite, HOU	13
	Mike Settle, TCU	13
2002	Clint Stoy, USM	14
2001	Andy Cannizaro, TLN	19
2000	Jake Gautreau, TLN	12
	Steve Shirley, TLN	12
1999	Key Voshell, LOU	13

1998	Jason Hill, CHA	16
1997	Goefrey Tomlinson, HOU	16
1996	B.J. Huff, UAB	9

TRIPLES

2007	Brint Hardy, UAB	5
2006	Beau Davis, USM	4
2005	Corey Lane, CHA	7
2004	Brian Hierlmeier, USF	3
2003	Chris Meeks, TCU	6
2002	Mike Barclay, USF	6
2001	Paul Reuer, MEM	4
2000	Mitch Jones, UAB	3
1999	Anthony Snowell, CIN	4
	Bubba Pfister, CHA	4
1998	Shaun Skrehot, HOU	3
	Doug Lorenz, LOU	3
1997	Mike Diaz, USF	4
1996	Kyle Logan, USM	3

HOME RUNS

2007	Chris Duffy, UCF	6
2006	Matt Weston, HOU	12
2005	Brad Willcutt, USM	12
2004	Trevor Lawhorn, ECU	14
2003	Jeff Cook, USM	13
	Clint King, USM	13
2002	James Jurries, TLN	14
2001	Jake Gautreau, TLN	14
2000	Kevin Youkilis, CIN	11
	Jake Gautreau, TLN	11
	James Jurries, TLN	11
1999	Jason Sparks, TLN	11
1998	James Matan, CHA	14
	Bo Robinson, CHA	14
1997	Jeff Bell, UAB	11
1996	Jay Jones, UAB	9

TOTAL BASES

2007	Trey Sutton, USM	62
2006	Brian Friday, RICE	77
2005	Brad Willcutt, USM	97
2004	Ryan Jones, ECU	103
2003	Clint King, USM	95
2002	James Jurries, TLN	96
2001	Jake Gautreau, TLN	83
2000	Jake Gautreau, TLN	97
1999	James Jurries, TLN	86
1998	Bo Robinson, CHA	98
1997	Ross Gload, USF	85
1996	Jay Jones, UAB	73

STOLEN BASES

2007	K.K. Chalmers, MEM	15
2006	K.K. Chalmers, MEM	17
2005	K.K. Chalmers, MEM	11
	Mike Ambrose, CHA	11
2004	Ramon Moses, TCU	14
2003	Jonny Kaplan, TLN	25
2002	Michael Bourn, HOU	21
2001	Andy Cannizaro, TLN	19
2000	Will Smith, UAB	18
1999	Eric Lee, HOU	14
1998	Brian Hughes, TLN	19
1997	Goefrey Tomlinson, HOU	14
1996	Gio Cafaro, USF	24

WALKS

2007	James Ewing, USM	19
	Michael Ewing, USM	19
2006	Mark Hamilton, TLN	22
2005	Drew Costanzo, ECU	25
2004	Jamie Rusco, CHA	14
2003	Myron Leslie, USF	23
2002	Michael Bourn, HOU	27
2001	Craig Tewes, CIN	24
	Daniel Uggla, MEM	24
2000	Johnny Raburn, USF	30
1999	Doug Lorenz, LOU	26
1998	Mike Pursell, TLN	26
1997	Brian Hughes, TLN	25
1996	Ross Gload, USF	31

STRIKEOUTS

2007	Joey Lieberman, MEM	25
2006	Roddy Stieger, MAR	31
2005	Patrick Hope, MEM	36
2004	Isaiah Howes, LOU	35
2003	Don Rogers, SLU	33
2002	Matt Womble, UAB	43
2001	Barrett Smith, MEM	33
2000	Brent Laircey, UAB	37
1999	Kirby Southerland, CHA	34

1998	Tim Harper, LOU	29
	Jason Hill, CHA	29
	Jason Sparks, TLN	29
1997	Jeff Bell, UAB	32
1996	Jeff Bell, UAB	32

SLUGGING PERCENTAGE

2007	Kiko Vazquez, UCF	.635
2006	Matt Weston, HOU	.949
2005	Brad Willcutt, USM	.802
2004	Ryan Jones, ECU	.837
2003	Clint King, USM	.766
2002	James Jurries, TLN	.850
2001	Jake Gautreau, TLN	.761
2000	James Jurries, TLN	.901
1999	J.P. Woodward, HOU	.809
1998	Shayne Carnes, UAB	.864
1997	Ross Gload, USF	.825
1996	Ross Gload, USF	.758

ON-BASE PERCENTAGE

2007	Michael Murray, MEM	.510
2006	Brian Friday, RICE	.545
2005	shelby Ford, TCU	.504
2004	Jamie Rusco, CHA	.504
2003	Ron Braun, LOU	.522
2002	James Jurries, TLN	.514
2001	Daniel Uggla, MEM	.516
2000	James Jurries, TLN	.562
1999	Jarrod Bitter, HOU	.552
1998	Shayne Carnes, UAB	.523
1997	Goefrey Tomlinson, HOU	.541
1996	Ross Gload, USF	.553

HIT BY PITCH

2007	Tyler Henley, RICE	8
2006	Aaron Luna, RICE	9
	Kevin Coker, USM	9
2005	J.J. Estrada, TCU	11
	Shelby Ford, TCU	11
	Bryan Hierlmeier, USF	11
2004	Mark Muscenti, CIN	14
2003	Griff Israel, USM	7
	J.T. LaFountain, LOU	7
	Mark Muscenti, CIN	7
2002	Allen Wittingham, USM	10
2001	Brian Bowman, CHA	9
	Brad Erwin, CHA	9
2000	Brad Lamm, CHA	9
1999	Jason Sparks, TLN	10
1998	Jason Sparks, TLN	13
1997	Daryn Miller, MEM	9
1996	Cameron Jones, MEM	10

PITCHING

MOST WINS

2007	Barry Bowden, USM	6
	Ryan Berry, RICE	6
2006	Brad Lincoln, HOU	7
2005	Lance Broadway, TCU	9
2004	Derek Hankins, MEM	6
	Anthony DeWitt, USM	6
2003	Clayton Jerome, TCU	7
	Zachary Treadway, CHA	7
2002	Clayton Jerome, TCU	8
2001	Brad Sullivan, HOU	6
2000	Kyle Crowell, HOU	8
	Jared Berkowitz, TLN	8
1999	Kyle Crowell, HOU	8
1998	Shane Nance, HOU	7
	Jason Stanford, CHA	7
1997	Jason Navarro, TLN	7
1996	Mark Roberts, USF	6
	Jesse Summey, CHA	6
	Pat Ryan, USF	6

EARNED RUN AVERAGE (min. 1.0 IP per team game)

2007	Grant Addison, UAB	0.70
2006	Cole St.Clair, RICE	0.70
2005	Lance Broadway, TCU	1.66
2004	Garrett Mock, HOU	1.78
2003	Carlos Fernandez, LOU	1.48
2002	Brad Sullivan, HOU	2.42
2001	Brad Sullivan, HOU	1.96
2000	Duncan McAdoo, HOU	1.47
1999	Henry Bonilla, TLN	2.77
1998	Shane Nance, HOU	1.80
1997	Jason Navarro, TLN	2.22
1996	Chad Harville, MEM	2.15

ANNUAL LEADERS

89

2008 C-USA BASEBALL





ANNUAL LEADERS

2008 C-USA BASEBALL

90

INNINGS PITCHED

2007	Ryan Berry, RICE	54.2
2006	Brad Lincoln, HOU	63.1
2005	Lance Broadway, TCU	70.2
2004	Casey Hudspeth, USF	68.0
2003	Clayton Jerome, TCU	79.2
2002	Brad Sullivan, HOU	74.1
2001	Ben Hutton, SLU	68.2
2000	Ryan Baker, CHA	68.0
1999	Jason Stanford, CHA	71.2
1998	Shane Nance, HOU	70.0
1997	Chad Harville, MEM	65.0
	Jason Navarro, TLN	65.0
1996	Jesse Summey, CHA	62.2

MOST STRIKEOUTS

2007	Shooter Hunt, TLN	53
2006	Brad Lincoln, HOU	78
2005	Lance Broadway, TCU	97
2004	Derek Hankins, MEM	77
2003	Brad Sullivan, HOU	100
2002	Brad Sullivan, HOU	97
2001	John Maine, CHA	76
2000	Chad Rogers, USM	66
1999	Jason Stanford, CHA	72
1998	John McKay, CHA	72
1997	Chad Harville, MEM	91
1996	Jack Cressend, TLN	54

SAVES

2007	Matt Yokley, MEM	7
2006	Daniel Latham, TLN	7
2005	Brian Halford, LOU	7
	Daniel Best, USM	7
2004	Austin Tubb, USM	7
2003	Austin Tubb, USM	7
	Ryan Wagner, HOU	7
2002	Greg Bunn, ECU	5
	Jesse Crain, HOU	5
	Joey Livingston, USF	5
2001	David Richtberg, USF	6
2000	John McKay, CHA	7
1999	Brandon Belanger, TLN	7
1998	Cary Hiles, MEM	5
1997	Chris Mason, UAB	4
	David Sonson, LOU	4
1996	Chad Harville, MEM	3

APPEARANCES

2007	Tyler Conn, USM	11
	Shane Mathews, ECU	11
	Matt Yokley, MEM	11
2006	Daniel Latham, TLN	14
2005	Erik Walker, CHA	19
2004	Brandon Roznovsky, HOU	19
2003	Ray Antonelli, USM	18
2002	Joey Livingston, USF	21
2001	Curtus Moak, CIN	16
	David Richtberg, USF	16
2000	John McKay, CHA	13
	Sean Green, LOU	13
	Scott Beyer, UAB	13
1999	Brandon Belanger, TLN	16
	James Steele, CIN	16
1998	James Steele, CIN	15
1997	Tyler Kee, USM	14
1996	Steven Boyles, USF	14

GAMES STARTED

2007	15 tied with	8
2006	14 tied with	8
2005	Nine tied with	10
2004	12 tied with	10
2003	13 tied with	10
2002	13 tied with	10
2001	Ten tied with	9
2000	Shea Douglas, USM	10
1999	Twelve tied with	9
1998	Eleven tied with	9
1997	Heath Cantrelle, USM	9
1996	Brannon Player, CHA	8
	Mark Roberts, USF	8
	Jesse Summey, CHA	8

OPPOSING BATTING AVERAGE

2007	Grant Addison, UAB	.184
2006	Cole St Clair, RICE	.116
2005	Erik Walker, CHA	.170
2004	Garrett Mock, HOU	.194
2003	Ryan Wagner, HOU	.164
2002	Brad Sullivan, HOU	.169
2001	Andre Parks, UAB	.216
2000	John McKay, CHA	.184
1999	Kyle Crowell, HOU	.185
1998	Shane Nance, HOU	.198
1997	Chad Harville, MEM	.200
1996	Chad Harville, MEM	.189

FIELDING

PUTOUTS

2007	Josh Stirneman, HOU	224
2006	Mark Hamilton, TLN	218
2005	Nathan McCorkle, UAB	281
2004	Marc Maddox, USM	237
2003	Michael Aubrey, TLN	265
2002	Matt Womble, UAB	281
2001	Mike Eylward, USF	261
2000	Craig Tewes, CIN	254
1999	Michael Artman, USM	268
1998	Doug Lorenz, LOU	269
1997	Keith Graffagnini, TLN	246
1996	Brian Jersey, UAB	228

ASSISTS

2007	Brian Friday, RICE	96
2006	Dale Mollenhauer, ECU	83
	Ryan Metcalf, UAB	83
2005	Mark Muscenti, CIN	104
	Seth Rollin, UAB	104
2004	Matt Shepherd, USM	97
2003	Matt Shepherd, USM	116
2002	Mark Garner, UAB	105
2001	Adam Haley, LOU	90
	Mark Garner, UAB	90
2000	Andy Cannizaro, TLN	95
1999	Eric McMaster, USM	102
1998	Travis Kahoalii, LOU	104
1997	Jared Martin, USM	101
1996	Joey Hammond, CHA	86

ERRORS

2007	Kyle Norrid, MEM	10
2006	Travis Cougot, HOU	11
2005	Patrick Hope, MEM	16
2004	Thomas Bowker, CHA	13
2003	J.T. LaFountain, LOU	12
	Myron Leslie, USF	12
2002	Hyung Cho, HOU	12
	Brent Dlugach, MEM	12
	Brad Lamm, CHA	12
2001	Brad Lamm, CHA	12
2000	Ryan Minges, CIN	14
1999	Corey Reimers, UAB	18
1998	Shaun Skrehot, HOU	14
	Johnny Raburn, USF	14
1997	Michael Johns, TLN	14
1996	Jason Dellaero, USF	13

TEAM - C-USA GAMES

MOST WINS

CONFERENCE GAMES

2007	Rice	22
2006	Rice	22
2005	Tulane	24
2004	East Carolina	25
2003	Southern Miss	23
2002	Houston	22
2001	Tulane	21
2000	Houston	21
1999	Houston	20
1998	Tulane	22
1997	Tulane	19
	Houston	19
1996	USF	20

MOST GAMES PLAYED

2007	Seven Tied	24
2006	Nine Tied	24
2005	Eight Tied	30
2004	Eight Tied	30
2003	Six Tied	30
2002	Nine Tied	30
2001	Ten Tied	27
2000	Five Tied	27
1999	Ten tied	27
1998	Eight tied	27
1997	Five Tied	27
1996	Five Tied	24

BATTING

BATTING AVERAGE

2007	Rice	.316
2006	Rice	.327
2005	Tulane	.329
2004	East Carolina	.353
2003	TCU	.327
2002	Houston	.327
2001	Tulane	.342
2000	Tulane	.347
1999	Houston	.330
1998	Tulane	.353
1997	USF	.331
1996	USF	.320

OFFICIAL AT-BATS

2007	UAB (24 games)	845
2006	Memphis (24 games)	926
2005	TCU (30 games)	1090
2004	East Carolina (30 games)	1130
2003	TCU (30 games)	1087
2002	Tulane (30 games)	1082
2001	Tulane (27 games)	966
2000	USF (27 games)	999
1999	USF (27 games)	985
1998	Charlotte (27 games)	1002
1997	USF (26 games)	989
1996	USF (24 games)	893

RUNS SCORED

2007	Rice (24 games)	185
2006	Rice (24 games)	200
2005	Tulane (30 games)	240
2004	East Carolina (30 games)	298
2003	TCU (30 games)	242
2002	Tulane (30 games)	233
2001	Tulane (27 games)	254
2000	Tulane (27 games)	230
1999	Tulane (27 games)	239
1998	Tulane (27 games)	284
1997	USF (26 games)	246
1996	USF (24 games)	219

HITS

2007	Rice (24 games)	257
2006	Memphis (24 games)	302
2005	TCU (30 games)	350
2004	East Carolina (30 games)	399
2003	TCU (30 games)	355
2002	Tulane (30 games)	340
2001	Tulane (27 games)	330
2000	Tulane (27 games)	344
1999	Houston (27 games)	321
1998	Charlotte (27 games)	343
1997	USF (26 games)	327
1996	USF (24 games)	286

RUNS BATTED IN

2007	Rice (24 games)	164
2006	Rice (24 games)	190
2005	Tulane (30 games)	224
2004	East Carolina (30 games)	280
2003	TCU (30 games)	224
2002	Tulane (30 games)	207
2001	Tulane (27 games)	236
2000	Tulane (27 games)	204
1999	Tulane (27 games)	221
1998	Tulane (27 games)	260
1997	USF (26 games)	216
1996	USF (24 games)	198

DOUBLES

2007	Rice (24 games)	61
2006	Rice (24 games)	56
2005	Tulane (30 games)	83
2004	East Carolina (30 games)	88
2003	TCU (30 games)	74
2002	Southern Miss (29 games)	64
	Tulane (30 games)	64
2001	Tulane (27 games)	61
2000	Houston (25 games)	74
	Tulane (27 games)	74
1999	Houston (27 games)	62
1998	UAB (27 games)	75
1997	USF (26 games)	64
1996	UAB (24 games)	52
	Tulane (24 games)	52



TRIPLES

2007	UAB (24 games)	11
2006	Southern Miss (24 games)	9
2005	Charlotte (30 games)	15
2004	TCU (30 games)	9
2003	TCU (30 games)	14
2002	USF (30 games)	12
	TCU (30 games)	12
2001	Charlotte (27 games)	8
	Memphis (27 games)	8
2000	Louisville (27 games)	7
1999	USF (27 games)	12
1998	Houston (27 games)	9
	Louisville (27 games)	9
	Charlotte (26 games)	7
	USF (26 games)	7
1996	Saint Louis (21 games)	8
	USF (24 games)	8

HOME RUNS

2007	Southern Miss (24 games)	24
2006	Houston (24 games)	42
2005	TCU (30 games)	45
2004	East Carolina (30 games)	62
2003	Southern Miss (30 games)	51
2002	Cincinnati (30 games)	41
	Tulane (30 games)	41
2001	Tulane (27 games)	48
2000	Tulane (27 games)	39
1999	Tulane (27 games)	62
1998	Charlotte (27 games)	51
1997	Southern Miss (26 games)	48
1996	USF (24 games)	34

STOLEN BASES

2007	UAB (24 games)	37
2006	Memphis (24 games)	35
2005	Charlotte (30 games)	43
2004	East Carolina (30 games)	38
2003	Houston (30 games)	51
2002	USF (30 games)	57
	Tulane (30 games)	57
2001	Houston (27 games)	64
2000	USF (27 games)	55
1999	Houston (27 games)	54
1998	Houston (27 games)	54
1997	Houston (27 games)	66
1996	Charlotte (24 games)	58

TOTAL BASES

2007	Rice (24 games)	379
2006	Houston (24 games)	462
2005	TCU (30 games)	576
2004	East Carolina (30 games)	683
2003	TCU (30 games)	565
2002	Tulane (30 games)	541
2001	Tulane (27 games)	543
2000	Tulane (27 games)	547
1999	Tulane (27 games)	557
1998	Charlotte (27 games)	579
1997	USF (26 games)	519
1996	USF (24 games)	450

WALKS

2007	Rice (24 games)	129
2006	Tulane (24 games)	114
2005	Tulane (30 games)	150
2004	Tulane (30 games)	130
2003	Southern Miss (30 games)	118
2002	Houston (29 games)	142
2001	Cincinnati (27 games)	141
2000	Cincinnati (27 games)	140
1999	Louisville (27 games)	141
1998	Tulane (27 games)	159
1997	Tulane (26 games)	132
1996	USF (24 games)	141

STRIKEOUTS

2007	UCF (24 games)	153
2006	UAB (24 games)	201
2005	Memphis (30 games)	260
2004	Memphis (30 games)	239
2003	Memphis (29 games)	260
2002	Memphis (30 games)	293
2001	Memphis (27 games)	237
2000	Cincinnati (27 games)	212
1999	Charlotte (27 games)	227
1998	Louisville (27 games)	218
1997	Saint Louis (27 games)	222
1996	Charlotte (59 games)	188

SLUGGING PERCENTAGE

2007	Rice (24 games)	.466
2006	Rice (24 games)	.555
2005	TCU (30 games)	.528
2004	East Carolina (30 games)	.604
2003	Southern Miss (30 games)	.532
2002	Tulane (30 games)	.500
2001	Tulane (27 games)	.562
2000	Tulane (27 games)	.553
1999	Tulane (27 games)	.575
1998	Charlotte (27 games)	.578
1997	Southern Miss (26 games)	.528
1996	USF (24 games)	.504

ON-BASE PERCENTAGE

2007	Rice (24 games)	.420
2006	Rice (24 games)	.418
2005	Tulane (30 games)	.421
2004	East Carolina (30 games)	.424
2003	Southern Miss (30 games)	.395
2002	Houston (29 games)	.412
2001	Tulane (27 games)	.410
2000	Tulane (27 games)	.424
1999	Houston (27 games)	.412
1998	Tulane (27 games)	.455
1997	USF (26 games)	.407
1996	USF (24 games)	.409

HIT BY PITCH

2007	UAB (24 games)	29
2006	Rice (24 games)	37
2005	TCU (30 games)	38
2004	TCU (30 games)	46
2003	Louisville (29 games)	35
2002	Southern Miss (29 games)	38
2001	Charlotte (27 games)	37
2000	Louisville (27 games)	37
1999	Southern Miss (27 games)	34
1998	Tulane (27 games)	38
1997	Memphis (26 games)	34
	Southern Miss (26 games)	34
1996	UAB (24 games)	25

PITCHING**EARNED RUN AVERAGE**

2007	Rice (24 games)	2.62
2006	Rice (24 games)	3.04
2005	Houston (29 games)	4.01
2004	East Carolina (30 games)	3.75
2003	TCU (30 games)	3.36
2002	Houston (29 games)	3.04
2001	Houston (27 games)	3.21
2000	Houston (27 games)	3.00
1999	Tulane (27 games)	3.95
1998	Houston (27 games)	3.85
1997	Tulane (26 games)	4.17
1996	USF (24 games)	3.21

INNINGS PITCHED

2007	Rice (24 games)	213.0
2006	Memphis (24 games)	221.0
2005	Charlotte (30 games)	268.0
2004	East Carolina (30 games)	264.0
2003	East Carolina (30 games)	275.1
2002	Memphis (30 games)	265.1
2001	Houston (27 games)	241.0
2000	USF (27 games)	246.0
1999	Tulane (27 games)	241.2
1998	Charlotte (27 games)	240.1
1997	UAB (27 games)	239.2
1996	USF (24 games)	215.2

STRIKEOUTS

2007	Tulane (24 games)	181
2006	Houston (24 games)	223
2005	Tulane (30 games)	287
2004	Houston (30 games)	245
2003	Houston (30 games)	309
2002	Houston (29 games)	254
2001	Houston (27 games)	229
2000	Tulane (27 games)	197
1999	Tulane (27 games)	220
1998	Charlotte (27 games)	232
1997	Memphis (26 games)	229
1996	Tulane (24 games)	215

SAVES

2007	Rice (24 games)	9
2006	Rice (24 games)	11
2005	Southern Miss (30 games)	8
2004	Houston (30 games)	9
2003	Southern Miss (30 games)	10
2002	East Carolina (30 games)	9
2001	USF (27 games)	10
2000	Charlotte (26 games)	8
1999	Tulane (27 games)	8
1998	Memphis (27 games)	6
1997	Houston (27 games)	7
1996	USF (24 games)	8

OPPOSING BATTING AVERAGE

2007	Rice (24 games)	.228
2006	Rice (24 games)	.227
2005	TCU (30 games)	.255
2004	Houston (30 games)	.256
2003	Houston (30 games)	.238
2002	Houston (29 games)	.220
2001	Houston (27 games)	.245
2000	Houston (25 games)	.244
1999	Houston (27 games)	.259
1998	Houston (27 games)	.242
1997	Houston (27 games)	.259
	Charlotte (27 games)	.259
	Memphis (26 games)	.259
1996	Southern Miss (24 games)	.254

FIELDING**FIELDING PERCENTAGE**

2007	Houston (24 games)	.976
2006	Rice (24 games)	.976
2005	Tulane (30 games)	.976
2004	East Carolina (30 games)	.974
2003	TCU (30 games)	.974
2002	Cincinnati (30 games)	.973
	TCU (30 games)	.973
2001	Cincinnati (27 games)	.973
2000	Houston (25 games)	.979
1999	Houston (27 games)	.972
1998	UAB (27 games)	.968
1997	Houston (27 games)	.964
1996	Tulane (24 games)	.968
	UAB (24 games)	.968

PUTOUTS

2007	Rice (24 games)	639
2006	Memphis (24 games)	663
2005	Charlotte (30 games)	804
2004	East Carolina (30 games)	792
2003	East Carolina (30 games)	826
2002	Memphis (30 games)	796
2001	Houston (27 games)	723
2000	USF (27 games)	738
1999	Tulane (27 games)	725
1998	Charlotte (27 games)	721
1997	UAB (27 games)	719
1996	USF (24 games)	647

ASSISTS

2007	Rice (24 games)	288
2006	UAB (24 games)	307
2005	UAB (30 games)	363
2004	Louisville (30 games)	327
2003	Southern Miss (30 games)	352
2002	UAB (30 games)	353
2001	USF (27 games)	319
2000	Cincinnati (27 games)	318
1999	Southern Miss (27 games)	350
1998	Southern Miss (27 games)	347
1997	UAB (27 games)	342
1996	USF (24 games)	272

ERRORS

2007	UAB (24 games)	42
2006	UAB (24 games)	37
	UCF (24 games)	37
2005	Memphis (30 games)	54
2004	Charlotte (30 games)	56
2003	Louisville (29 games)	46
	UAB (29 games)	46
2002	Memphis (30 games)	57
2001	USF (27 games)	48
2000	USF (27 games)	51
1999	UAB (27 games)	62
1998	Saint Louis (24 games)	62
1997	Cincinnati (27 games)	56
1996	Charlotte (24 games)	55

ANNUAL LEADERS

91

2008 C USA BASEBALL

CUSATM

ALL-CONFERENCE

2007

All-Conference First Team

IF	Brian Friday, Sr., Rice
IF	Joe Savery, Jr., Rice
IF	Trey Sutton, Jr., Southern Miss
IF	Kiko Vazquez, So., UCF
OF	J.R. Bond, Sr., UAB
OF	Jimmy Cesario, So., Houston
OF	Harrison Eldridge, Jr., East Carolina
C	Danny Sawyer, Sr., UAB
DH/UT	Joey Lieberman, Sr., Memphis
P	Ryan Berry, Fr., Rice
P	Shooter Hunt, So., Tulane
P	Wes Musick, Fr., Houston
P	Ryne Tacker, Sr., Rice
RP	Shane Mathews, Jr., East Carolina

All-Conference Second Team

IF	Adam Amar, Sr., Memphis
IF	Dale Mollenhauer, Jr., East Carolina
IF	Bill Moss, Sr., Memphis
IF	Michael Murray, Sr., Memphis
OF	Tyson Auer, Jr., UCF
OF	Jared Gayheart, So., Rice
OF	Ryan Tousley, Sr., East Carolina
C	Luis Flores, So., Houston
DH/UT	Aaron Luna, So., Rice
P	Ryan Belanger, Sr., Southern Miss
P	T.J. Hose, Jr., East Carolina
P	Sean Morgan, Jr., Tulane
P	Joe Savery, Jr., Rice
RP	Patrick Ezell, Sr., Southern Miss

2006

All-Conference First Team

IF	Adam Amar, Memphis
IF	Brian Friday, Rice
IF	Isa Garcia, Houston
IF	Mark Hamilton, Tulane
IF	Marc Maddox, Southern Miss
OF	Toddric Johnson, Southern Miss
OF	Warren McFadden, Tulane
OF	Matt Weston, Houston
C	Jake Smith, East Carolina
DH/UT	Brad Lincoln, Houston
P	Tim Bascom, UCF
P	Eddie Degerman, Rice
P	Brad Lincoln, Houston
P	Sean Morgan, Tulane
RP	Cole St.Clair, Rice

All-Conference Second Team

IF	Josh Rodriguez, Rice
IF	Joe Savery, Rice
IF	Trey Sutton, Southern Miss
IF	Adam Witter, East Carolina
OF	K.K. Chalmers, Memphis
OF	Aaron Luna, Rice
OF	Nathan Southard, Tulane
C	Kevin Coker, Southern Miss
DH/UT	Brendan Murphy, Marshall
P	Bobby Bell, Rice
P	Craig Crow, Rice
P	Scott McGregor, Memphis
P	Brody Taylor, East Carolina
RP	Daniel Best, Southern Miss

2005

All-Conference First Team

IF	Shelby Ford, TCU
IF	Brad Emaus, Tulane
IF	Marc Maddox, Southern Miss
IF	Tommy Manzella, Tulane
OF	Brian Cavanaugh, East Carolina
OF	Nathan Southard, Tulane
OF	Travis Tully, Houston
C	Brad Willcutt, Southern Miss
DH/UT	Micah Owings, Tulane
P	Brian Bogusevic, Tulane
P	Lance Broadway, TCU
P	Ricky Brooks, East Carolina
P	Matt Farrington, Houston
RP	Daniel Best, Southern Miss

All-Conference Second Team

IF	Jeff Baisley, USF
IF	Chad Huffman, TCU
IF	J.T. LaFountain, Louisville
IF	Mark Minicozzi, East Carolina
IF	Trey Sutton, Southern Miss
OF	Jason Lowery, Southern Miss
OF	Boomer Whiting, Louisville
OF	Adam Willard, Charlotte
C	Greg Dini, Tulane
DH/UT	Kevin Roberts, Houston
P	Ryan Bird, Saint Louis
P	J.R. Crowel, Tulane
P	T.J. Hose, East Carolina
P	Casey Hudspeth, USF
RP	Erik Walker, Charlotte

2004

All-Conference First Team

IF	Jarrett Hoffpaur, Southern Miss
IF	Trevor Lawhorn, East Carolina
IF	Ryan Norwood, East Carolina
IF	Matt Shepherd, Southern Miss
OF	Matt Barket, Tulane
OF	Ryan Frith, Southern Miss
OF	Mark Jurich, Louisville
C	Devin Ivany, USF
DH/UT	Ryan Jones, East Carolina
P	Greg Bunn, East Carolina
P	J.R. Crowel, Tulane
P	Jarrett Grube, Memphis
P	Casey Hudspeth, USF
RP	Austin Tubb, Southern Miss

All-Conference Second Team

IF	Brent Dlugach, Memphis
IF	Shelby Ford, TCU
IF	Myron Leslie, USF
IF	Jamie Rusco, Charlotte
OF	Chad Huffman, TCU
OF	Jamie Paige, East Carolina
OF	Darryl Lawhorn, ECU
OF	Travis Tully, Houston
C	Steve Pickerell, Cincinnati
DH/UT	Brian Bogusevic, Tulane
P	Anthony DeWitt, Southern Miss
P	Derek Hankins, Memphis
P	Cory Hahn, Tulane
P	Clayton Jerome, TCU
RP	Robbie Findlay, TCU

2003

All-Conference First Team

IF	Michael Aubrey, Tulane
IF	Hyung Cho, Houston
IF	Tony Giarratano, Tulane
IF	Mike Settle, TCU
OF	Jeff Cook, Southern Miss
OF	Jonny Kaplan, Tulane
OF	Clint King, Southern Miss
C	Devin Ivany, USF
DH	Chris Neuman, TCU
P	Clayton Jerome, TCU
P	Brad Sullivan, Houston

All-Conference Second Team

IF	Jeff Baisley, USF
IF	Darryl Lawhorn, East Carolina
IF	Myron Leslie, USF
IF	George Sandel, Charlotte
OF	Josh Bolen, Louisville
OF	Jake Duncan, TCU
OF	Kyle Leon, UAB
C	Brad Willcutt, Southern Miss
DH	Ryan Martin, Memphis
P	David Austen, USF
P	Bob McCrory, Southern Miss
P	Ryan Wagner, Houston

2002

All-Conference First Team

IF	Jesse Crain, Houston
IF	James Jurries, Tulane
IF	Darryl Lawhorn, East Carolina
IF	Brad Schutz, Cincinnati
IF	Allen Winningham, Southern Miss
OF	Brett Cooley, Houston
OF	Jeff Cook, Southern Miss
OF	Mark Jurich, Louisville
OF	Terry Trofholz, TCU
C	Chris Snyder, Houston
DH	Joe List, Cincinnati
P	Nick Bourgeois, Tulane
P	Shea Douglas, Southern Miss
P	Corey Lawson, Saint Louis
P	Brad Sullivan, Houston
RP	Jesse Crain, Houston

All-Conference Second Team

IF	Jeff Baisley, USF
IF	Morgan Bojorquez, Louisville
IF	Myron Leslie, USF
IF	Walter Olmstead, TCU
IF	George Sandel, Charlotte
OF	Michael Bourn, Houston
OF	Aaron Feldman, Tulane
OF	Jon Kaplan, Tulane
OF	Chris Meeks, TCU
C	Chris Hamblen, Cincinnati
DH	Ken Tirpack, Louisville
P	Zach Jackson, Louisville
P	Clayton Jerome, TCU
P	Bob McCrory, Southern Miss
P	Sam Narron, East Carolina
RP	Joey Charron, Tulane

2001

All-Conference First Team

IF	Andy Cannizaro, Tulane
IF	Jake Gautreau, Tulane
IF	James Jurries, Tulane
IF	Daniel Ugglia, Memphis
IF	Kevin Youkilis, Cincinnati
OF	Michael Aubrey, Tulane
OF	Daniel Boyd, USF
OF	Matt Groff, Tulane
OF	Matt Singer, Cincinnati
C	Chris Hamblen, Cincinnati
DH	Steve Shirley, Tulane
P	Matt Foster, Tulane
P	Ben Hutton, Saint Louis
P	John Maine, Charlotte
P	Brad Sullivan, Houston
RP	Josh Ring, Louisville

All-Conference Second Team

IF	Brett Clark, Cincinnati
IF	Myron Leslie, USF
IF	George Sandel, Charlotte
IF	Nick Steiner, Saint Louis
IF	Craig Tewes, Cincinnati
OF	Jeff Cook, Southern Miss
OF	Michael Bourn, Houston
OF	Mike Hook, Louisville
OF	Jon Kaplan, Tulane
C	Chris Snyder, Houston
DH	Mike Orrico, Saint Louis
P	Shea Douglas, Southern Miss
P	Austin Faught, Houston
P	Andre Parks, UAB
P	John Vigue, USF
RP	Curtus Moak, Cincinnati

2000

All-Conference First Team

IF	Daniel Boyd, USF
IF	Mike Eylward, USF
IF	Jake Gautreau, Tulane
IF	James Jurries, Tulane
IF	Kevin Youkilis, Cincinnati
OF	Dusty Haley, Southern Miss
OF	Tyson Schweitzer, Houston
OF	Matt Singer, Cincinnati
OF	Will Smith, UAB
C	Jarrod Bitter, Houston
DH	Darren Welch, Southern Miss
P	Jared Berkowitz, Tulane
P	Kyle Crowell, Houston

P Chad Rogers, Southern Miss
 P Brion Treadway, Charlotte
 RP John McKay, Charlotte

All-Conference Second Team

IF Josh Hoffpaur, Southern Miss
 IF Scott Kohler, Louisville
 IF Aaron Melebeck, Houston
 IF Johnny Raburn, USF
 IF Kris Wilken, Houston
 OF Mitch Jones, UAB
 OF Eric Lee, Houston
 OF Nate Sams, Memphis
 OF Mike Taylor, Charlotte
 C Chris Finnegan, Southern Miss
 DH Steve Shirley, Tulane
 P Ryan Baker, Charlotte
 P John Gorham, USF
 P Duncan McAdoo, Houston
 P Shane Nance, Houston
 RP Curtus Moak, Cincinnati

1999

All-Conference First Team

IF Michael Artman, Southern Miss
 IF Andy Cannizaro, Tulane
 IF Brandon Caraway, Houston
 IF James Jarries, Tulane
 IF J.P. Woodward, Houston
 OF Jake Burnham, Tulane
 OF Dusty Haley, Southern Miss
 OF Matt Singer, Cincinnati
 OF Jason Sparks, Tulane
 C Chad Sutter, Tulane
 DH Craig House, Memphis
 P Jared Berkowitz, Tulane
 P Henry Bonilla, Tulane
 P Kyle Crowell, Houston
 P Craig House, Memphis
 RP Brandon Belanger, Tulane

All-Conference Second Team

IF Dan DeMent, UAB
 IF Ben Drawdy, USF
 IF Doug Lorenz, Louisville
 IF Craig Tewes, Cincinnati
 IF Kevin Youkilis, Cincinnati
 OF Jeremy Albritton, Southern Miss
 OF Mike Pilger, USF
 OF Will Smith, UAB
 OF Anthony Snowell, Cincinnati
 OF Jason Wood, Saint Louis
 C Jarrod Bitter, Houston
 DH Darren Welch, Southern Miss
 P Scott Glaser, USF
 P Shane Nance, Houston
 P Jason Stanford, Charlotte
 P Josh Stewart, Memphis
 RP Bryan Moore, Houston

1998

All-Conference First Team

IF Rodney Eberly, UAB
 IF Joey Hammond, Charlotte
 IF Bo Robinson, Charlotte
 IF Jeremy Schied, Southern Miss
 IF Mike Terry, UAB
 OF Shayne Carnes, UAB
 OF Brian Hughes, Tulane
 OF James Matan, Charlotte
 OF Jason Sparks, Tulane
 C James McAuley, Louisville
 DH Cliff Wren, Southern Miss
 P Josh Bobbitt, Tulane
 P Craig House, Memphis
 P Shane Nance, Houston
 P Jason Stanford, Charlotte
 RP Todd Ardoin, Tulane

All-Conference Second Team

IF Daniel Boyd, USF
 IF Scott Cheek, Southern Miss
 IF Keith Graffagnini, Tulane
 IF Gerald Parr, Charlotte
 IF Mike Pursell, Tulane
 OF Jeremy Albritton, Southern Miss
 OF Brett Bredensteiner, Saint Louis
 OF Brandon Caraway, Houston
 OF Vinnie Diaco, Charlotte
 C Chad Sutter, Tulane
 DH Bruce Rios, Houston
 P Ryan Baker, Charlotte
 P Raul Echeverez, Tulane
 P Jon McDonald, Houston
 P Jason Fortenberry, Southern Miss
 RP Todd Raithe, Louisville

1997

All-Conference First Team

IF Dustin Carr, Houston
 IF Jason Dellaero, USF
 IF Ross Gload, USF
 IF Keith Graffagnini, Tulane
 IF Bo Robinson, Charlotte
 OF Jeremy Albritton, Southern Miss
 OF Jason Fitzgerald, Tulane
 OF Kyle Logan, Southern Miss
 OF Goefrey Tomlinson, Houston
 C Chad Sutter, Tulane
 DH Cliff Wren, Southern Miss
 P Jason Navarro, Tulane
 P Chad Harville, Memphis
 RP Luis Ramos, USF

All-Conference Second Team

IF Matt Berger, Louisville
 IF Jorge DeLeon, USF
 IF Dan Harness, UAB
 IF Jeremy Schied, Southern Miss
 IF Adam Gabris, Saint Louis
 OF Brett Bredensteiner, Saint Louis
 OF Shayne Carnes, UAB
 OF Brian Hughes, Tulane
 OF Mike Pilger, USF

C Braxton Whitehead, Southern Miss
 DH Sean Lynch, USF
 P Brannon Player, Charlotte
 P Scott Stauffer, Louisville
 RP Chris Mason, UAB

All-Conference Third Team

IF Jeff Bell, UAB
 IF John Carney, Cincinnati
 IF Jared Martin, Southern Miss
 IF Mike Pursell, Tulane
 IF Shaun Skrehot, Houston
 OF Mike Diaz, USF
 OF Tim Harper, Louisville
 OF Chris Hesse, Southern Miss
 OF Mike Terry, UAB
 C Bruce Rios, Houston
 DH James Matan, Charlotte
 P Scott Glaser, USF
 P Pat Ryan, USF
 RP Brandon Parker, Southern Miss

1996

All-Conference First Team

IF Ross Gload, USF
 IF Brian Jersey, UAB
 IF Jorge DeLeon, USF
 IF Jason Dellaero, USF
 IF Chris Heintz, USF
 OF Joey Anderson, Charlotte
 OF Gio Cafaro, USF
 OF B.J. Huff, UAB
 OF Brian Hughes, Tulane
 C Jay Jones, UAB
 DH Tony Hausladen, Saint Louis
 P Jason Navarro, Tulane
 P Mark Roberts, USF
 RP Chad Harville, Memphis

All-Conference Second Team

IF Keith Graffagnini, Tulane
 IF Kelly Ray, UAB
 IF Michael Johns, Tulane
 IF Jared Martin, Southern Miss
 IF Adam Gabris, Saint Louis
 OF Ronnie Barassi, Memphis
 OF Steve Barhorst, Cincinnati
 OF Jason Fitzgerald, Tulane
 OF Chris Hesse, Southern Miss
 C Derek Reams, Southern Miss
 DH James Matan, Charlotte
 P Scott Glaser, USF
 P Jesse Summey, Charlotte
 RP Steven Boyles, USF

All-Conference Honorable Mention

IF Cliff Wren, Southern Miss
 IF Jerry Merrill, Cincinnati
 IF John Weidemann, Louisville
 IF Joe Grawey, UAB
 IF Scott Wilson, Tulane
 OF Jimmy Anderson, Charlotte
 OF Brett Bredensteiner, Saint Louis
 OF Mike Huelsmann, Saint Louis
 OF Jeff Ray, Saint Louis
 C Chad Sutter, Tulane

DH Ryan Mason, USF
 P John Bale, Southern Miss
 P Jack Cressend, Tulane
 RP Luis Ramos, USF

ALL-FRESHMAN

2007

All-Freshman Team

P JR Ballinger, Southern Miss
 P Ryan Berry, Rice
 P Preston Claiborne, Tulane
 P Shay Crawford, UAB
 3B Chris Duffy, UCF
 SS Jonathan Merritt, UAB
 P Wes Musick, Houston
 OF Zak Presley, Houston
 DH Kyle Roller, East Carolina
 IF Diego Seastrunk, Rice
 IF Josh Valle, Marshall

2006

OF Luke Adkins, Southern Miss
 SS Travis Cougot, Houston
 OF Dave DiNatale, UCF
 SS Brian Dozier, Southern Miss
 1B Michael Ewing, Southern Miss
 C/P Luis Flores, Houston
 P Mitch Houck, UCF
 OF Aaron Luna, Rice
 OF Warren McFadden, Tulane
 P Scott McGregor, Memphis
 IF Ryan Wood, East Carolina

2005

C Andrew Walker, TCU
 2B Trey Sutton, Southern Miss
 3B Brad Emaus, Tulane
 3B Dale Mollenhauer, East Carolina
 DH Matt McGuirk, TCU
 OF Ryan Peisel, East Carolina
 OF Clint Toomey, UAB
 P T.J. Hose, East Carolina
 P Keith Moreland, Charlotte
 P Sean Morgan, Tulane
 P Daniel Thomas, USF

2004

IF Zac Ward, UAB
 SS German Duran, TCU
 3B Shelby Ford, TCU
 DH/OF Daniel Burton, Louisville
 DH/OF Chad Huffman, TCU
 P Mike Cashion, Southern Miss
 P Patrick Ezell, Southern Miss
 P Casey Hudspeth, USF
 P Daniel Latham, Tulane
 P Brad Lincoln, Houston
 P Shane Mathews, East Carolina

ALL-TIME AWARDS

93

2008 C-USA BASEBALL





2003

- OF/P Brian Bogusevic, OF/P, Tulane
- P J.R. Crowel, LHP, Tulane
- OF Matt Farrington, OF, Houston
- P Stephen Gostkowski, RHP, Memphis
- 2B Nick Haley, 2B, Louisville
- 1B Marc Maddox, 1B, Southern Miss
- 3B Mark Minicozzi, 3B, East Carolina
- P Billy Mohl, RHP, Tulane
- C Jake Smith, C, East Carolina
- OF Travis Tully, OF, Houston
- IF Boomer Whiting, IF, Louisville

2002

- C Devin Ivany, USF
- C Brad Willcutt, Southern Miss
- 1B Darryl Lawhorn, East Carolina
- 2B Jarrett Hoffpauir, Southern Miss
- 2B Stuart Musslewhite, Houston
- SS Brent Dlugach, Memphis
- SS Matt Shepherd, Southern Miss
- 3B Jeff Baisley, USF
- OF Gerald Clark, Tulane
- P Zach Jackson, Louisville
- P Cliff Russum, Southern Miss

2001

- 2B Anthony Giarratano, Tulane
- 3B Hyung Cho, Houston
- 3B Myron Leslie, USF
- P/OF Michael Aubrey, Tulane
- OF Thomas Bowker, Charlotte
- OF Michael Bourn, Houston
- OF Mark Jurich, Louisville
- P Austin Faught, Houston
- P Gene Flores, Houston
- P Tony Maynard, Cincinnati
- P Brad Sullivan, Houston
- P John Uhl, USF

2000

- 1B Brad Erwin, Charlotte
- SS Brad Lamm, Charlotte
- P/1B/DH Nick Bourgeois, Tulane
- OF James Burgess, Tulane
- OF Mike Cunningham, USF
- OF Mitch Jones, UAB
- OF Mike Taylor, Charlotte
- OF Dave Williams, Jr., Louisville
- P Shea Douglas, Southern Miss
- P Bryan Harris, Houston
- P Zach Placzek, Saint Louis

1999

- IF Chris Cuccia, USF
- IF Brandon Davis, UAB
- IF Jay Fik, Memphis
- IF Jake Gautreau, Tulane
- IF James Jurries, Tulane
- OF Mike Barclay, USF
- OF Brian Bowman, Charlotte
- C Chris Hamblen, Cincinnati
- C Barrett Smith, Memphis
- C/DH Darren Welch, Southern Miss
- P John Gorham, USF

1998

- IF Daniel Boyd, USF
- IF Andy Cannizaro, Tulane
- IF Ben Drawdy, USF
- IF Mike Eylward, USF
- IF Jayme Sperring, Houston
- IF Kris Wilken, Houston
- OF Matt Singer, Cincinnati
- OF Craig Tewes, Cincinnati
- C Jarrod Bitter, Houston
- P Brion Treadway, Charlotte
- P John Vigue, USF

1997

- OF Brandon Caraway, Houston
- OF Eric Lee, Houston
- C Jimmie Romano, USF
- DH Nick Crocker, Saint Louis
- P Ryan Baker, Charlotte
- P Shane Nance, Houston
- RP Robert Dieudonne', Houston

1996

- IF Matt Baltz, Southern Miss
- IF Joey Hammond, Charlotte
- IF Jason Hill, Charlotte
- IF Cliff Wren, Southern Miss
- OF Jeff Davis, Southern Miss
- OF Corey Hinton, Cincinnati
- OF Mike Pilger, USF
- C Chad Sutter, Tulane
- DH Jeremy Albrittion, Southern Miss
- P Scott Beyer, UAB
- P Luis Ramos, USF

INDIVIDUAL AWARDS

Player of the Year

- 2007 Joe Savery, Rice
- 2006 Mark Hamilton, Tulane
- 2005 Micah Owings, Tulane
- 2004 Ryan Jones, East Carolina
- 2003 Michael Aubrey, Tulane
- 2002 James Jurries, Tulane
- 2001 Jake Gautreau, Tulane
- 2000 Jake Gautreau, Tulane
- 1999 Chad Sutter, Tulane
- 1998 James Matan, Charlotte
- 1997 Ross Gload, USF
- 1996 Chris Heintz, USF

Pitcher of the Year

- 2007 Ryne Tacker, Rice
- 2006 Brad Lincoln, Houston
- 2005 Lance Broadway, TCU
- 2004 Greg Bunn, East Carolina
- 2003 Clayton Jerome, TCU
- 2002 Brad Sullivan, Houston
- 2001 John Maine, Charlotte
- 2000 Kyle Crowell, Houston
- 1999 Kyle Crowell, Houston
- 1998 Josh Bobbitt, Tulane
- 1997 Jason Navarro, Tulane
- 1996 Mark Roberts, USF

Keith LeClair Coach of the Year

- 2007 Wayne Graham, Rice
- 2006 Wayne Graham, Rice
- 2005 Rick Jones, Tulane
- 2004 Randy Maze, East Carolina
- 2003 Corky Palmer, Southern Miss
- 2002 Lelo Prado, Louisville
- 2001 Rick Jones, Tulane
- 2000 Rayner Noble, Houston
- 1999 Rayner Noble, Houston
- 1998 Loren Hibbs, Charlotte
- 1997 Rick Jones, Tulane
- 1996 Eddie Cardieri, USF

Freshman of the Year

- 2007 Ryan Berry, Rice
- 2006 Warren McFadden, Tulane
- 2005 Brad Emaus, Tulane
- 2004 Chad Huffman, TCU
- 2003 J.R. Crowel, Tulane
- 2002 Darryl Lawhorn, East Carolina
- 2001 Michael Aubrey, Tulane
- 2000 Mike Taylor, Charlotte
- 1999 James Jurries, Tulane
- 1998 Daniel Boyd, USF
- 1997 Shane Nance, Houston
- 1996 Chad Sutter, Tulane

Newcomer of the Year

- 2007 Jimmy Cesario, Houston

ALL TOURNAMENT TEAM

2007

- C Danny Lehmann, Rice
- IF Adam Amar, Memphis
- IF Stephen Batts, East Carolina
- IF Bill Moss, Memphis
- IF Joe Savery, Rice
- OF Harrison Eldridge, East Carolina
- OF Josh Irvin, Memphis
- OF Anthony Scelfo, Tulane
- DH Aaron Luna, Rice
- P Barry Bowden, Southern Miss
- P Jaager Good, UCF
- P Matt Langwell, Rice
- P Shane Mathews, East Carolina

2006

- C Ty Wallace, Tulane
- IF Greg Buchanan, Rice
- IF Isa Garcia, Houston
- IF Michael Murray, Memphis
- IF Joe Savery, Rice
- OF Jordan Dodson, Rice
- OF Will Petersen, Memphis
- OF Jake Stewart, Houston
- DH Brad Lincoln, Houston
- P Bobby Bell, Rice
- P Bryce Cox, Rice
- P Luis Flores, Houston
- P Shane Mathews, East Carolina

2005

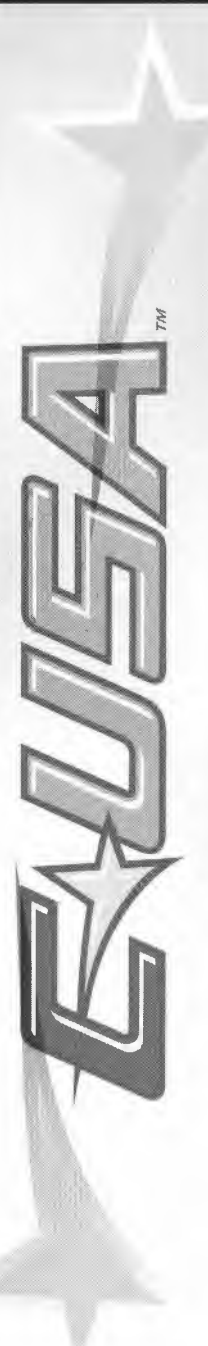
- C Brian Baisley, USF
- IF Brad Emaus, Tulane
- IF Chad Huffman, TCU
- IF Dustin Kingsbury, Houston
- IF Trey Sutton, Southern Miss
- OF Keith Conlon, TCU
- OF Jason Lowery, Southern Miss
- OF Nathan Southard, Tulane
- DH Mike Grace, East Carolina
- P Brian Bogusevic, Tulane
- P Lance Broadway, TCU
- P Sam Demel, TCU
- P Micah Owings, Tulane

2004

- IF Matt Shepherd, Southern Miss
- IF Jarrett Hoffpauir, Southern Miss
- IF Chris Neuman, TCU
- IF Bo Cogbill, TCU
- OF Ryan Frith, Southern Miss
- OF Chad Huffman, TCU
- OF Austin Adams, TCU
- C Brad Willcutt, Southern Miss
- DH Kevin Roberts, Houston
- P Mike Cashion, Southern Miss
- P Eugene Espinelli, TCU
- P Clayton Jerome, TCU
- P Ryan Weems, TCU

2003

- IF Darryl Lawhorn, East Carolina
- IF J.T. LaFountain, Louisville
- IF Beau Griffin, Southern Miss
- IF Tommy Manzella, Tulane
- OF Jeff Cook, Southern Miss
- OF Clint King, Southern Miss
- OF Jason Lowery, Southern Miss
- C Brian Bormaster, Tulane
- DH Allen Shirley, USF
- P Jason Tourangeau, East Carolina
- P Billy Mohl, Tulane



2002

IF Jeff Baisley, USF
 IF Tommy Manzella, Tulane
 IF Jesse Crain, Houston
 IF Darryl Lawhorn, East Carolina
 OF Jon Kaplan, Tulane
 OF Michael Bourn, Houston
 OF Ryan Jones, East Carolina
 C Chris Snyder, Houston
 DH Clint King, Southern Miss
 SP Sam Narron, East Carolina
 RP Neal Sears, East Carolina

2001

IF Ben Drawdy, USF
 IF Mike Eylward, USF
 IF Anthony Giarratano, Tulane
 IF Jake Gautreau, Tulane
 OF Daniel Boyd, USF
 OF Bill Naharodny, USF
 OF Clint Stoy, Southern Miss
 C Scott Madden, Tulane
 DH Kris Courier, USF
 SP Beau Richardson, Tulane
 RP Barth Melius, Tulane

2000

IF Sean Allen, Houston
 IF Daniel Boyd, USF
 IF Eric Shanks, Charlotte
 IF Craig Tewes, Cincinnati
 OF Brandon Caraway, Houston
 OF Matt Singer, Cincinnati
 OF Will Smith, UAB
 C Jarrod Bitter, Houston
 DH Brad Schutz, Cincinnati
 SP Shane Nance, Houston
 RP Curtus Moak, Cincinnati

1999

IF Andy Cannizaro, Tulane
 IF Brandon Caraway, Houston
 IF Jake Gautreau, Tulane
 IF Mickey McKee, Tulane
 OF Michael Artman, Southern Miss
 OF Matt Groff, Tulane
 OF Luke Williams, Louisville
 C Jarrod Bitter, Houston
 P Shane Nance, Houston
 RP Bryan Moore, Houston
 DH Chad Sutter, Tulane

1998

IF Jeremy Schied, Southern Miss
 IF Keith Graffagnini, Tulane
 IF Gerald Parr, Charlotte
 IF Bo Robinson, Charlotte
 OF Brandon Caraway, Houston
 OF Eric Lee, Houston
 OF Brian Hughes, Tulane
 C James McAuley, Louisville
 P Craig Brown, Tulane
 RP Brion Treadway, Charlotte
 DH Rob Partin, Louisville

1997

IF Keith Graffagnini, Tulane
 IF Joey Hammond, Charlotte
 IF Jason Hill, Charlotte
 IF Shaun Skrehot, Houston
 OF Jason Fitzgerald, Tulane
 OF Nick Rhodes, Charlotte
 OF Goefrey Tomlinson, Houston
 C Scottie Scott, Houston
 P Gary Shuford, Charlotte
 RP Chris Mason, UAB
 DH Jason Schreiber, Houston

1996

1B Cliff Wren, Southern Miss
 2B Mike Pursell, Tulane
 SS Joe Hammond, Charlotte
 3B Chris Heintz, USF
 OF Joey Anderson, Charlotte
 OF Jason Fitzgerald, Tulane
 OF Jason Michonski, USF
 C Chad Sutter, Tulane
 P Jack Cressend, Tulane
 RP Todd Ardoin, Tulane
 DH Jeff Davis, Southern Miss

Tournament Most Valuable Player

2007 Aaron Luna, Rice
 2006 Joe Savery, Rice
 2005 Nathan Southard, Tulane
 2004 Austin Adams, TCU
 2003 Clint King, Southern Miss
 2002 Darryl Lawhorn, East Carolina
 2001 Barth Melius, Tulane
 2000 Jarrod Bitter, Houston
 1999 Mickey McKee, Tulane
 1998 Brian Hughes, Tulane
 1997 Scottie Scott, Houston
 1996 Jason Fitzgerald, Tulane

PLAYERS OF THE WEEK

2007

HITTER OF THE WEEK

F12 Jimmy Cesario, Houston
 F19 Brendan Murphy, Marshall
 F26 Aaron Luna, Rice
 M 5 Bill Moss, Memphis
 Nate Simon, Tulane
 M12 Kiko Vazquez, UCF
 M19 Tyson Auer, UCF
 M26 Harrison Eldridge, East Carolina
 A2 Bill Moss, Memphis
 A9 Michael Murray, Memphis
 A16 Jess Buenger, Rice
 A23 Tommy Johnson, Marshall
 A30 Matt Horwath, UCF
 MY7 Michael Ewing, Southern Miss
 MY14 Ryan Lormand, Houston
 Ryan Keedy, UAB
 MY21 Aaron Luna, Rice

PITCHER OF THE WEEK

F 12 Ryan Berry, Rice
 F 19 Sean Morgan, Tulane
 F 26 Ryan Belanger, Southern Miss
 M 5 David Clark, Southern Miss
 M 12 T.J. Hose, East Carolina
 Todd McInnis, Southern Miss
 M 19 Sean Morgan, Tulane
 M 26 Wes Musick, Houston
 A 2 Ben Grisham, Memphis
 A 9 Ryan Berry, Rice
 A 16 Kyle Sweat, UCF
 A 23 Aaron Brown, Houston
 A 30 Barry Bowden, Southern Miss
 MY 7 T.J. Hose, East Carolina
 MY 14 Ryan Berry, Rice
 MY 21 Ryan Belanger, Southern Miss

2006

HITTER OF THE WEEK

F13 Aaron Luna, Rice
 F20 Brad Emaus, Tulane
 F27 Jake Smith, East Carolina
 M6 Brendan Murphy, Marshall
 Josh Rodriguez, Rice
 M13 Marc Maddox, Southern Miss
 Zac Ward, UAB
 M20 Dave DiNatale, UCF
 M27 Adam Amar, Memphis
 A3 Tyson Auer, UCF
 A10 Matt Weston, Houston
 A17 Matt Weston, Houston
 Adam Zornes, Rice
 A4 Brandon Henderson, East Carolina
 MY1 Toddric Johnson, Southern Miss
 Mark Hamilton, Tulane
 MY8 Warren McFadden, Tulane
 MY15 Joe Savery, Rice
 MY22 Adam Amar, Memphis
 Brian Friday, Rice

PITCHER OF THE WEEK

F13 Brad Lincoln, Houston
 Billy Mohl, Tulane
 F20 Eddie Degerman, Rice
 F27 Scott McGregor, Memphis
 M6 Brad Lincoln, Houston
 M13 Eddie Degerman, Rice
 M20 Daniel Best, Southern Miss
 M27 Brad Lincoln, Houston
 Cliff Russum, Southern Miss
 A3 Brody Taylor, East Carolina
 A10 Tim Bascom, UCF
 A17 Sean Morgan, Tulane
 A24 Sean Morgan, Tulane
 MY1 Cliff Russum, Southern Miss
 MY8 Ricky Hargrove, Houston
 MY15 Brad Lincoln, Houston
 MY22 Bryce Cox, Rice

2005

HITTER OF THE WEEK

F16 Brett Cooley, Houston
 F14 Shelby Ford, TCU
 F21 Jon DeLuca, Cincinnati
 F28 Ryan Martin, Memphis
 M7 Kris Rochelle, Charlotte
 M14 Nathan McCorkle, UAB
 M21 J.T. LaFountain, Louisville
 Nathan Southard, Tulane
 M28 Marc Maddox, Southern Miss
 A4 Chris Taylor, Charlotte
 A11 Keith Conlon, TCU
 A18 Matt McGuirk, TCU
 A25 Ricky Peden, Saint Louis
 M2 Tommy Manzella, Tulane
 M9 Trey Sutton, Southern Miss
 M16 Logan Parker, Cincinnati
 Marc Maddox, Southern Miss

PITCHER OF THE WEEK

F14 Brian Bogusevic, Tulane
 F21 Mike Flye, East Carolina
 F28 Brian Bogusevic, Tulane
 Casey Hudspeth, USF
 M7 Jeff Ostrander, East Carolina
 M14 Lance Broadway, TCU
 M21 Matt Farrington, Houston
 M28 Ricky Brooks, East Carolina
 A4 Mike Cashion, Southern Miss
 Micah Owings, Tulane
 A11 Matt Farrington, Houston
 J.R. Crowel, Tulane
 A18 Ryan Bird, Saint Louis
 Patrick Ezell, Southern Miss
 A25 Ricky Brooks, East Carolina
 M2 Lance Broadway, TCU
 Billy Mohl, Tulane
 M9 Brad Lincoln, Houston
 M16 Lance Broadway, TCU

2004

HITTER OF THE WEEK

F16 Brett Cooley, Houston
 F23 Matt Shepherd, Southern Miss
 Sam Clark, UAB
 M1 Ryan Jones, East Carolina
 M8 Ryan Frith, Southern Miss
 M15 Marc Maddox, Southern Miss
 M22 Chad Huffman, TCU
 Matt Barket, Tulane
 M29 Jarrett Hoffpauir, Southern Miss
 A5 Trevor Lawhorn, East Carolina
 A12 Ryan Norwood, East Carolina
 Carlos Velasquez, Southern Miss
 A19 Jamie Paige, East Carolina
 Daniel Hill, UAB
 A26 Tommy Manzella, Tulane
 MY3 Ryan Jones, East Carolina
 MY10 Daniel Hill, UAB
 MY17 Rob Johnson, Houston
 Brian Bogusevic, Tulane
 MY23 Ryan McKinnon, Louisville

ALL-TIME AWARDS

95

2008 C-USA BASEBALL

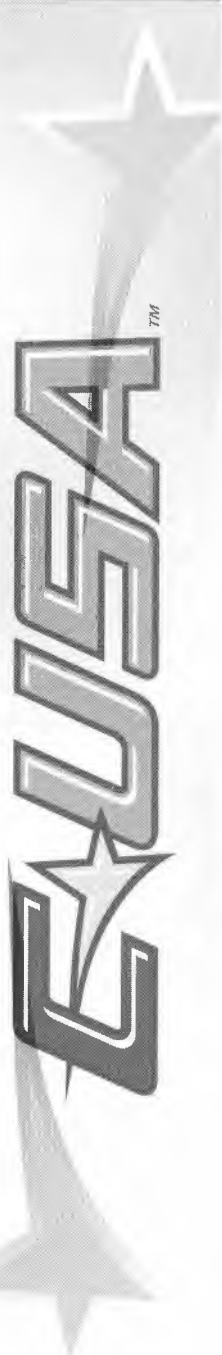
C-USA™



ALL-TIME AWARDS

96

2008 C-USA BASEBALL



PITCHER OF THE WEEK

- F16 Greg Bunn, East Carolina
- F23 Chase Lirette, USF
- M1 Derek Hankins, Memphis
- M8 Brett Cooley, Houston
- M15 Cliff Russum, Southern Miss
- M22 Casey Hudspeth, USF
- M29 Clayton Jerome, TCU
- A5 Derek Hankins, Memphis
- A12 Brian Bogusevic, Tulane
- A19 Dave Guntorius, Saint Louis
- A26 Chad Underwood, TCU
- MY 3 Derek Hankins, Memphis
- MY10 Matt Varner, Houston
- MY17 Kyle Schmidt, USF
- MY23 Greg Bunn, East Carolina

2003

HITTER OF THE WEEK

- F10 Jonny Kaplan, Tulane
- F17 Mike Settle, TCU
Kyle Leon, UAB
- F24 Devin Ivany, USF
Brad Willcutt, Southern Miss
- M3 Jeff Cook, Southern Miss
- M10 Brian Bogusevic, Tulane
- M17 Morgan Bojorquez, Louisville
- M24 Michael Aubrey, Tulane
- M31 Randall Poplin, Charlotte
- A7 Jeff Cook, Southern Miss
- A14 Travis Brown, USF
- A21 Jeff Cook, Southern Miss
Justin Hatcher, TCU
- A28 Cole Bruce, Houston
- MY5 Jonny Kaplan, Tulane
- MY12 Ryan Norwood, East Carolina
Jared Lundeen, TCU
- MY19 Jeff Cook, Southern Miss
Chris Meeks, TCU

PITCHER OF THE WEEK

- F10 Nate Bouldin, Cincinnati
- F17 David Austen, USF
- F24 Clayton Jerome, TCU
- M3 Brad Sullivan, Houston
Cody Cillo, UAB
- M10 Scott Barber, Louisville
- M17 Brad Sullivan, Houston
Scott Barber, Louisville
- M24 Zachary Treadway, Charlotte
Clayton Jerome, TCU
- M31 Davey Penny, East Carolina
- A7 Jarrett Grube, Memphis
- A14 Clayton Jerome, TCU
- A21 Brian Henderson, Houston
Travis Rios, USF
- A28 Brad Sullivan, Houston
Clayton Jerome, TCU
- MY5 Glenn Tucker, East Carolina
- MY12 Jarrett Grube, Memphis
- MY19 Lucas Trotter, UAB

2002

HITTER OF THE WEEK

- F11 Chris Snyder, Houston
- F18 Brad Dormann, Cincinnati
Bryant Ward, East Carolina
- F25 Jesse Crain, Houston
- M4 Jeff Cook, Southern Miss
- M11 Mark Jurich, Louisville
- M18 Brad Lamm, Charlotte
J.T. LaFountain, Louisville
- M25 Paul Cookman, Memphis
- A1 Walter Olmstead, TCU
- A8 Darryl Lawhorn, East Carolina
- A15 Brett Cooley, Houston
- A22 Myron Leslie, USF
- A29 Nate Fish, Cincinnati
Clint Stoy, Southern Miss
- MY6 Morgan Bojorquez, Louisville
- MY13 James Jurries, Tulane
- MY19 Mike Barclay, USF

PITCHER OF THE WEEK

- F11 Kyle Shoemaker, TCU
- F18 John Gorham, USF
- F25 Mike Tisdale, Louisville
Stephen Castleman,
Southern Miss
- M4 Sam Narron, East Carolina
- M11 Shea Douglas, Southern Miss
- M18 Corey Lawson, Saint Louis
- M25 Brad Sullivan, Houston
Shea Douglas, Southern Miss
- A1 Jesse Crain, Houston
- A8 Nick Bourgeois, Tulane
Corey Lawson, Saint Louis
- A15 Brad Sullivan, Houston
Clayton Jerome, TCU
- A22 Joey Charron, Tulane
- A29 Jon Burgett, UAB
- MY6 John Maine, Charlotte
- MY13 Kyle Shoemaker, TCU
- MY19 Brad Sullivan, Houston

2001

HITTER OF THE WEEK

- F12 Jake Gautreau, Tulane
- F19 Darren Welch, Southern Miss
- F26 Josh Snook, Houston
- M5 Kevin Youkilis, Cincinnati
- M12 Mike Orrico, Saint Louis
Michael Aubrey, Tulane
- M19 Daniel Ugglia, Memphis
- M26 Matt Groff, Tulane
- A2 George Sandel, Charlotte
- A9 Daniel Boyd, USF
- A16 Andy Cannizaro, Tulane
- A23 Jake Gautreau, Tulane
- A30 Chris Hamblen, Cincinnati
- MY7 Hyung Cho, Houston
- MY14 Barrett Smith, Memphis

PITCHER OF THE WEEK

- F12 John Gorham, USF
- F19 Mike Tisdale, Louisville
- F26 Shea Douglas, Southern Miss
- M5 John Maine, Charlotte
John Vigue, USF
- M12 Mike Tisdale, Louisville
- M19 Austin Faught, Houston
- M26 Ben Hutton, Saint Louis
- A2 Ben Hutton, Saint Louis
- A9 Austin Faught, Houston
- A16 Jason Wiedmeyer, Memphis
- A23 Andre Parks, UAB
- A30 B.J. Borsari, Cincinnati
- MY7 Barth Melius, Tulane
Andre Parks, UAB
- MY14 Matt Johnson, Charlotte

2000

HITTER OF THE WEEK

- F14 Chris Cuccia, USF
- F21 Brian Bowman, Charlotte
- F28 Tyson Schweitzer, Houston
- M6 John McLaughlin, Saint Louis
- M13 Brent Laircey, UAB
- M20 Jarrod Bitter, Houston
- M27 Kevin Youkilis, Cincinnati
- A3 Jake Gautreau, Tulane
- A10 Dusty Haley, Southern Miss
- A17 Jim Bredenkoetter,
Saint Louis
- A24 Daniel Boyd, USF
- MY1 Josh Hoffpaur, Southern Miss
James Jurries, Tulane
- MY8 Kris Wilken, Houston
Mike Taylor, Charlotte
- MY15 Brent Laircey, UAB

PITCHER OF THE WEEK

- F14 Shane Nance, Houston
- F21 Brandon Belanger, Tulane
- F28 Kyle Crowell, Houston
Brannon Hamby, Charlotte
- M6 Jared Berkowitz, Tulane
- M13 Kyle Crowell, Houston
- M20 Jared Berkowitz, Tulane
Zach Placzek, Saint Louis
- M27 Chad Rogers, Southern Miss
- A3 Kyle Crowell, Houston
- A10 John Vigue, USF
Jared Berkowitz, Tulane
- A17 Kyle Crowell, Houston
- A24 Shea Douglas, Southern Miss
- MY1 Duncan McAdoo, Houston
- MY8 Lee Jolly, UAB
- MY15 Ryan Baker, Charlotte
Shane Nance, Houston

1999

HITTER OF THE WEEK

- F15 Brandon Caraway, Houston
- F22 Craig Tewes, Cincinnati
- M1 James McAuley, Louisville
- M8 Doug Lorenz, Louisville
- M15 Jason Wood, Saint Louis
- M22 Jason Sparks, Tulane
- M29 James Jurries, Tulane
- A5 Jarrod Bitter, Houston
- A12 Dusty Haley, Southern Miss
- A19 Chad Sutter, Tulane
- A26 J.P. Woodward, Houston
- MY3 Mike Eylward, USF
- MY10 Anthony Snowell, Cincinnati
- MY17 James McAuley, Louisville

PITCHER OF THE WEEK

- F15 Bryan Moore, Houston
- F22 Scott Glaser, USF
- M1 Craig House, Memphis
- M8 Josh Stewart, Memphis
- M15 Kyle Crowell, Houston
- M22 Jason Stanford, Charlotte
- M29 Brian Bentley, Louisville
- A5 John McKay, Charlotte
- A12 Shane Nance, Houston
- A19 Jared Berkowitz, Tulane
- A26 Henry Bonilla, Tulane
- MY3 Duncan McAdoo, Houston
- MY10 Josh Stewart, Memphis
- MY17 Joey List, Cincinnati
Jonathan Estes, Saint Louis

1998

HITTER OF THE WEEK

- F16 Craig Tewes, Cincinnati
- F23 Jeremy Albritton,
Southern Miss
- M2 Craig House, Memphis
- M9 Cliff Wren, Southern Miss
- M16 Jeremy Schied, Southern Miss
- M23 Shayne Carnes, UAB
- M30 Bo Robinson, Charlotte
- A6 Bo Robinson, Charlotte
- A13 Jason Sparks, Tulane
- A20 Matt Singer, Cincinnati
- A27 Mike Medrano, Houston
- MY4 Mickey McKee, Tulane
- MY11 Shayne Carnes, UAB

PITCHER OF THE WEEK

- F16 Paul Poplin, Charlotte
- F23 Jon McDonald, Houston
- M2 Craig House, Memphis
- M9 Josh Bobbitt, Tulane
- M16 Michael Schaeffer, Saint Louis
- M23 Shane Nance, Houston
- M30 Jon McDonald, Houston
- A6 Drew Johnson, Southern Miss
- A13 Roy Tippet, Saint Louis
- A20 Jason Stanford, Charlotte
- A27 Shane Nance, Houston
- MY4 Shane Nance, Houston
- MY11 Craig Boroski, UAB

1997

HITTER OF THE WEEK

- M10 Jeremy Albritton, Southern Miss
 M17 Miss Jeremy Schied, Southern
 M24 Dustin Carr, Houston
 M31 Goefrey Tomlinson, Houston
 A7 Kyle Logan, Southern Miss
 A14 Cliff Wren, Southern Miss
 A21 Craig Brown, Tulane
 A28 Dan Harness, UAB
 MY5 Jason Dellaero, USF
 MY12 Jorge DeLeon, USF

PITCHER OF THE WEEK

- M10 Jason Navarro, Tulane
 M17 David Sonson, Louisville
 M24 Mark Gray, UAB
 M31 Brannon Player, Charlotte
 A7 Mick Portell, Saint Louis
 A14 Scott Glaser, USF
 A21 Ryan Baker, Charlotte
 A28 Jason Navarro, Tulane
 MY5 Jason Navarro, Tulane
 MY12 Heath Cantrelle, Southern Miss

1996

HITTER OF THE WEEK

- M11 Joey Anderson, Charlotte
 M18 Jason Hill, Charlotte
 M25 Cliff Wren, Southern Miss
 A1 B.J. Huff, UAB
 A8 Ross Gload, USF
 A15 Chad Sutter, Tulane
 A22 Jason Dellaero, USF
 A29 Chris Heintz, USF
 MY5 Tony Hausladen, Saint Louis
 MY12 Keith Graffagnini, Tulane

PITCHER OF THE WEEK

- M11 Scott Glaser, USF
 M18 Reggie Wheat, Southern Miss
 M25 Scott Williamson, Tulane
 A1 Chad Bradford, Southern Miss
 A8 Brian Kern, Saint Louis
 A15 Jason Navarro, Tulane
 A22 Jack Cressend, Tulane
 A29 Jesse Summey, Charlotte
 MY5 John Bale, Southern Miss
 MY12 Reggie Wheat, Southern Miss

C-USA ALL ACADEMIC TEAM

2007

- Jimmy Cesario, Houston
 Josh Stirneman, Houston
 Ben Grisham, Memphis
 Michael Murray, Memphis
 Brian Friday, Rice
 Danny Lehmann, Rice
 Ryne Tacker, Rice
 Patrick Ezell, Southern Miss
 Trey Sutton, Southern Miss
 Matt Horwath, UCF
 Kiko Vasquez, UCF

NATIONAL PLAYERS OF THE WEEK

2007

PRO-LINE ATHLETIC/NCBWA

- A9 Ryan Berry, Rice
 MY1 Matt Horwath, UCF
 MY22 Ryan Belanger, USM

2006

COLLEGIATE BASEBALL/LOUISVILLE SLUGGER

- M13 Marc Maddox, Southern Miss
 A10 Matt Weston, Houston
 My22 Brian Friday, Rice

PRO-LINE CAP/NCBWA

- F13 Aaron Luna, Rice
 M20 Daniel Best, Southern Miss
 My16 Brad Lincoln, Houston

2005

PRO-LINE CAP/NCBWA

- F15 Brian Bogusevic, Tulane
 M15 Lance Broadway, TCU
 A26 Ricky Brooks, East Carolina
 M10 Brad Lincoln, Houston
 M24 Lance Broadway, TCU

COLLEGIATE BASEBALL

- F14 Brian Bogusevic, Tulane
 M7 Micah Owings, Tulane
 A25 Ricky Brooks, East Carolina
 M2 J.R. Crowel/Billy Mohl/Daniel Latham, Tulane

2004

NATIONAL COLLEGIATE BASEBALL WRITERS ASSOCIATION

- M1 Derek Hankins, Memphis
 M8 Ryan Frith, Southern Miss
 M15 Cliff Russum, Southern Miss
 A12 Brian Bogusevic, Tulane
 MY25 Greg Bunn, East Carolina

COLLEGIATE BASEBALL

- M1 Derek Hankins, Memphis
 M15 Cliff Russum, Southern Miss
 MY17 Brian Bogusevic, Tulane

2003

NATIONAL COLLEGIATE BASEBALL WRITERS ASSOCIATION

- F11 Jonny Kaplan, Tulane
 M4 Jeff Cook, Southern Miss
 M25 Michael Aubrey, Tulane
COLLEGIATE BASEBALL
 M3 Lucas Trotter, UAB
 A21 Brad Sullivan, Houston

2002

NATIONAL COLLEGIATE BASEBALL WRITERS ASSOCIATION

- F25 Jesse Crain, Houston
 M4 Jeff Cook, Southern Miss
 M25 Brad Sullivan, Houston
COLLEGIATE BASEBALL
 F25 Jesse Crain, Houston
 M4 Jeff Cook, Southern Miss
 M11 Mark Jurich, Louisville
 M25 Brad Sullivan, Houston
 A15 Brad Sullivan, Houston
BASEBALL WEEKLY
 A16 Joe List, Cincinnati

2001

NATIONAL COLLEGIATE BASEBALL WRITERS ASSOCIATION

- M20 Daniel Uggla, Memphis
 A22 Jake Gautreau, Tulane
COLLEGIATE BASEBALL
 A22 Jake Gautreau, Tulane

1999

COLLEGIATE BASEBALL

- M1 Craig House, Memphis
 M22 Jason Sparks, Tulane
 MY3 Mike Eylward, USF

1998

COLLEGIATE BASEBALL

- F16 Jason Hill, Charlotte
 M2 Craig House, Memphis
 M9 Josh Bobbitt, Tulane
 M23 Shayne Carnes, UAB
 A20 Jason Stanford, Charlotte
SPORTING NEWS
 A27 Shane Nance, Houston

1997

COLLEGIATE BASEBALL

- M17 James Matan, Charlotte
 M31 Brannon Player, Charlotte
 A14 Cliff Wren, Southern Miss
 MY5 Chad Harville, Memphis

ALL-AMERICANS

2007

ABCA

- First Team
 UT Joe Savery, Rice
Second Team
 RHP Ryan Berry, Rice

BASEBALL AMERICA

- First Team
 UT Joe Savery, Rice

COLLEGIATE BASEBALL

- First Team
 UT Joe Savery, Rice
Third Team
 RHP Ryan Berry, Rice
 RHP Ryne Tacker, Rice

NCBWA

- First Team
 UT Joe Savery, Rice
Third Team
 1B Trey Sutton, Southern Miss
 DH Aaron Luna, Rice

RIVALS.COM

- First Team
 UT Joe Savery, Rice
Second Team
 LHP Bobby Bramhall, Rice

FRESHMAN ALL-AMERICANS

COLLEGIATE BASEBALL FRESHMAN ALL-AMERICANS

- RHP Ryan Berry, Rice
 RHP Wes Musick, Houston
 IF Diego Seastrunk, Rice

RIVALS.COM FRESHMAN ALL-AMERICANS

- First Team
 RHP Ryan Berry, Rice
Second Team
 RHP Wes Musick, Houston

C-USA NATIONAL ACADEMIC HONORS

ACADEMIC ALL-AMERICANS

- First Team
 Patrick Ezell, P, Southern Miss
 Trey Sutton, 2B, Southern Miss
Second Team
 Brian Friday, IF, Rice
 Josh Stirneman, 1B, Houston
Third Team
 Ryne Tacker, P, Rice

ACADEMIC ALL-DISTRICT

- District 5 First Team
 Michael Murray, IF, Memphis

- District 6 First Team
 Patrick Ezell, P, Southern Miss
 Brian Friday, IF, Rice
 Trey Sutton, 2B, Southern Miss
 Josh Stirneman, 1B, Houston
 Ryne Tacker, P, Rice

- District 6 Second Team
 Danny Lehmann, C, Rice

ALL-TIME AWARDS

97

2008 C-USA BASEBALL

C-USA



2006

ABCA

First Team

RHP Brad Lincoln, Houston

RHP Eddie Degerman, Rice

Second Team

LHP Cole St.Clair, Rice

BASEBALL AMERICA

First Team

RHP Brad Lincoln, Houston

RHP Eddie Degerman, Rice

LHP Cole St.Clair, Rice

1B Mark Hamilton, Tulane

SS Brian Friday, Rice

UT Brad Lincoln, Houston

Third Team

3B Josh Rodriguez, Rice

COLLEGIATE BASEBALL

First Team

RHP Brad Lincoln, Houston

RHP Eddie Degerman, Rice

Second Team

C Jake Smith, East Carolina

Third Team

LHP Cole St.Clair, Rice

1B Mark Hamilton, Tulane

SS Brian Friday, Rice

COLLEGE BASEBALL FOUNDATION

Second Team

RHP Brad Lincoln, Houston

RHP Eddie Degerman, Rice

SS Brian Friday, Rice

National Coach of the Year

Wayne Graham, Rice

NCBWA

First Team

P/UT Brad Lincoln, Houston

RHP Eddie Degerman, Rice

LHP Cole St.Clair, Rice

Second Team

C Jake Smith, East Carolina

Third Team

3B Marc Maddox, Southern Miss

P/UT Joe Savery, Rice

RHP Daniel Best, Southern Miss

ROSENBLATT REPORT

First Team

DH Mark Hamilton, Tulane

UT Brad Lincoln, Houston

RHP Eddie Degerman, Rice

LHP Cole St.Clair, Rice

Second Team

SS Brian Friday, Rice

FRESHMAN ALL-AMERICANS

BASEBALL AMERICA

First Team

OF Aaron Luna, Rice

OF Warren McFadden, Tulane

C/P Luis Flores, Houston

COLLEGIATE BASEBALL

First Team

1B Michael Ewing, Southern Miss

SS Brian Dozier, Southern Miss

OF Aaron Luna, Rice

OF Warren McFadden, Tulane

OF Luke Adkins, Southern Miss

C/P Luis Flores, Houston

ABCA ALL-REGION TEAMS

EAST REGION

Second Team

RHP Brody Taylor, East Carolina

MIDWEST REGION

Second Team

DH Brendan Murphy, Marshall

SOUTH REGION

First Team

RP Daniel Best, Southern Miss

1B Mark Hamilton, Tulane

Second Team

3B Marc Maddox, Southern Miss

SOUTH CENTRAL REGION

First Team

SP Eddie Degerman, Rice

SP Brad Lincoln, Houston

RP Cole St.Clair, Rice

Second Team

2B Greg Buchanan, Rice

SS Brian Friday, Rice

3B Josh Rodriguez, Rice

OF Matt Weston, Houston

ACADEMIC ALL-AMERICANS

ESPN THE MAGAZINE ALL-AMERICAN

First Team

Eddie Degerman, P, Rice

Marc Maddox, IF, Southern Miss

ALL-DISTRICT

District 2 First Team

Brent Mason, IF, Marshall

District 6 First Team

Eddie Degerman, P, Rice

Marc Maddox, IF, Southern Miss

Mark Hamilton, 1B, Tulane

District 6 Second Team

Craig Crow, P, Rice

Brian Friday, IF, Rice

Tyler Henley, OF, Rice

Joe Savery, IF/DH/P, Rice

Trey Sutton, 2B, Southern Miss

2005

ABCA

First Team

RHP Lance Broadway, TCU

Second Team

SS Tommy Manzella, Tulane

Third Team

LHP Brian Bogusevic, Tulane

BASEBALL AMERICA

National Coach of the Year

Rick Jones, Tulane

First Team

RHP Lance Broadway, TCU

Third Team

UT Micah Owings, Tulane

LHP Brian Bogusevic, Tulane

USA TODAY/SPORTS WEEKLY

Second Team

RHP Lance Broadway, TCU

COLLEGIATE BASEBALL

First Team

RHP Lance Broadway, TCU

LHP Brian Bogusevic, Tulane

Second Team

UT Micah Owings, Tulane

Third Team

C Brad Willcutt, Southern Miss

NCBWA

District XII Player of the Year

RHP Lance Broadway, TCU

First Team

RHP Lance Broadway, TCU

C Brad Willcutt, Southern Miss

Second Team

LHP Brian Bogusevic, Tulane

Third Team

RHP Daniel Best, Southern Miss

FRESHMAN ALL-AMERICANS

COLLEGIATE BASEBALL

First Team

3B Brad Emaus, Tulane

2B Trey Sutton, Southern Miss

ESPN THE MAGAZINE ACADEMIC ALL-AMERICA

First Team

SS Tommy Manzella, Tulane

2004

ABCA

Second Team

OF Ryan Jones, East Carolina

UT Brian Bogusevic, Tulane

RHP Greg Bunn, East Carolina

BASEBALL AMERICA

Second Team

OF Ryan Jones, East Carolina

2B Jarrett Hoffpauir, Southern Miss

UT Brian Bogusevic, Tulane

USA TODAY/SPORTS WEEKLY

Second Team

2B Jarrett Hoffpauir, Southern Miss

OF Ryan Frith, Southern Miss

COLLEGE BASEBALL INSIDER

First Team

2B Jarrett Hoffpauir, Southern Miss

OF Ryan Jones, East Carolina

RHP Austin Tubb, Southern Miss

Second Team

OF Ryan Frith, Southern Miss

RHP Greg Bunn, East Carolina

Honorable Mention

1B Ryan Norwood, East Carolina

UT Brian Bogusevic, Tulane

RHP Robbie Findlay, TCU

COLLEGIATE BASEBALL

First Team

OF Ryan Jones, East Carolina

RHP Austin Tubb, Southern Miss

Second Team

OF Ryan Frith, Southern Miss

Third Team

1B Ryan Norwood, East Carolina

2B Trevor Lawhorn, East Carolina

2B Jarrett Hoffpauir, Southern Miss

SS Matt Shepherd, Southern Miss

RHP Greg Bunn, East Carolina

NCBWA

District IV Co-Player of the Year

OF Ryan Jones, East Carolina

First Team

OF Ryan Jones, East Carolina

2B Jarrett Hoffpauir, Southern Miss

RHP Austin Tubb, Southern Miss

Second Team

OF Ryan Frith, Southern Miss

RHP Greg Bunn, East Carolina

Third Team

OF Matt Barket, Tulane

FRESHMAN ALL-AMERICANS

COLLEGIATE BASEBALL

First Team

SS German Duran, TCU

3B Shelby Ford, TCU

OF Chad Huffman, TCU

RHP Shane Mathews, East Carolina

RHP Patrick Ezell, Southern Miss

RHP Casey Hudspeth, USF

ALL-TIME AWARDS

98

2008 C-USA BASEBALL



2003

ABCA

First Team

RHP Ryan Wagner, Houston
 1B Michael Aubrey, Tulane
 OF Clint King, Southern Miss
Third Team
 OF Jeff Cook, Southern Miss

BASEBALL AMERICA

First Team

RHP Ryan Wagner, Houston
 1B Michael Aubrey, Tulane
Third Team
 OF Clint King, Southern Miss
 OF Jeff Cook, Southern Miss

USA TODAY/SPORTS WEEKLY

First Team

RHP Ryan Wagner, Houston
 OF Jeff Cook, Southern Miss
 OF Clint King, Southern Miss
Second Team
 1B Michael Aubrey, Tulane

COLLEGIATE BASEBALL

First Team

RHP Ryan Wagner, Houston
Second Team
 1B Michael Aubrey, Tulane
Third Team
 RHP Clayton Jerome, TCU
 OF Jeff Cook, Southern Miss
 OF Clint King, Southern Miss

NCBWA

District XII Co-Player of the Year

1B Michael Aubrey, Tulane
First Team
 OF Clint King, Southern Miss
Second Team
 1B Michael Aubrey, Tulane
 OF Jeff Cook, Southern Miss
Third Team
 RHP Ryan Wagner, Houston
 RHP Austin Tubb, Southern Miss

FRESHMAN ALL-AMERICANS

BASEBALL AMERICA

Second Team

LHP J.R. Crowel, Tulane
 UT Brian Bogusevic, Tulane

COLLEGIATE BASEBALL

First Team

1B Marc Maddox, Southern Miss
 LHP J.R. Crowel, Tulane
 UT Brian Bogusevic, Tulane

2002

ABCA

First Team

RHP Brad Sullivan, Houston
Second Team
 OF Terry Trofholz, TCU
 UT Jesse Crain, Houston

BASEBALL AMERICA

First Team

RHP Brad Sullivan, Houston
 UT Jesse Crain, Houston
Second Team
 C Chris Snyder, Houston
 UT Darryl Lawhorn, East Carolina
Third Team
 2B James Jurries, Tulane

BASEBALL WEEKLY

First Team

RHP Brad Sullivan, Houston
 UT Jesse Crain, Houston
Second Team
 OF Terry Trofholz, TCU

COLLEGIATE BASEBALL

First Team

RHP Brad Sullivan, Houston
Second Team
 2B James Jurries, Tulane

NCBWA

District XII Co-Player of the Year

2B James Jurries, Tulane
First Team
 RHP Brad Sullivan, Houston
Second Team
 2B James Jurries, Tulane
 OF Terry Trofholz, TCU
 UT Jesse Crain, Houston
Third Team
 C Chris Snyder, Houston
 OF Mark Jurich, Louisville
 UT Darryl Lawhorn, East Carolina

FRESHMAN ALL-AMERICANS

BASEBALL AMERICA

First Team

3B Jeff Baisley, USF
 UT Darryl Lawhorn, East Carolina
Second Team
 C Devin Ivany, USF

COLLEGIATE BASEBALL

Tri-National Freshman of the Year

UT Darryl Lawhorn, East Carolina
First Team
 LHP Zach Jackson, Louisville
 RHP Greg Bunn, East Carolina
 RHP Cliff Russum, Southern Miss
 C Brad Willcutt, Southern Miss
 2B Jarrett Hoffpauir, Southern Miss
 SS Matt Shepherd, Southern Miss
Honorable Mention

OF Adam Willard, Charlotte
 P Kyle Markle, Cincinnati
 2B Stuart Musslewhite, Houston
 IF Brent Dlugach, Memphis
 3b Jeff Baisley, USF
 C Devin Ivany, USF
 OF Gerald Clark, Tulane

2001

ABCA

First Team

3B Jake Gautreau, Tulane
Second Team
 2B Daniel Uggla, Memphis

Baseball America

First Team

3B Jake Gautreau, Tulane
Second Team
 3B Kevin Youkilis, Cincinnati
Third Team
 2B Daniel Uggla, Memphis

Baseball Weekly

First Team

2B Daniel Uggla, Memphis
 3B Jake Gautreau, Tulane
Second Team
 SS Andy Cannizaro, Tulane

Collegiate Baseball

Second Team

2B Daniel Uggla, Memphis
 SS Andy Cannizaro, Tulane
 3B Jake Gautreau, Tulane
Third Team
 3B Kevin Youkilis, Cincinnati

NCBWA

District XII Player of the Year

3B Jake Gautreau, Tulane
First Team
 3B Jake Gautreau, Tulane
Second Team
 2B Daniel Uggla, Memphis
Third Team
 3B Kevin Youkilis, Cincinnati

SPORTING NEWS

Second Team

RHP Kyle Crowell, Houston

FRESHMAN ALL-AMERICANS

Baseball America

National Freshman of the Year

UT Michael Aubrey, Tulane
First Team
 2B Anthony Giarratano, Tulane
 UT Michael Aubrey, Tulane
Second Team
 P Brad Sullivan, Houston

Baseball Weekly

First Team

3B Myron Leslie, USF
 P Brad Sullivan, Houston
 UT Michael Aubrey, Tulane

Collegiate Baseball

First Team

3B Myron Leslie, USF
 UT Michael Aubrey, Tulane

Honorable Mention

OF Thomas Bowker, Charlotte
 OF Michael Bourn, Houston
 3B Hyung Cho, Houston
 P Austin Faught, Houston
 P Gene Flores, Houston
 2B Anthony Giarratano, Tulane
 OF Mark Jurich, Louisville
 P Brad Sullivan, Houston
 P Jon Uhl, USF

Sporting News

National Freshman of the Year

UT Michael Aubrey, Tulane

GTE Academic

All-Americans

Second Team

1B Craig Tewes, Cincinnati

2000

ABCA

Second Team

RHP Kyle Crowell, Houston
 3B Jake Gautreau, Tulane

Baseball America

Third Team

RHP Kyle Crowell, Houston

Collegiate Baseball

Second Team

RHP Kyle Crowell, Houston
Third Team
 LHP Jared Berkowitz, Tulane
 3B Jake Gautreau, Tulane

NCBWA

Second Team

RHP Kyle Crowell, Houston
 LHP Jared Berkowitz, Tulane
 C Jarrod Bitter, Houston
 3B Kevin Youkilis, Cincinnati

SPORTING NEWS

Second Team

RHP Kyle Crowell, Houston

FRESHMAN

ALL-AMERICANS

Baseball America

Third Team

OF Mitch Jones, UAB
 OF Mike Taylor, Charlotte

Collegiate Baseball

First Team

OF Mike Taylor, Charlotte
Honorable Mention
 P Shea Douglas, Southern Miss
 P Bryan Harris, Houston
 P Zach Placzek, Saint Louis
 IF Nick Bourgeois, Tulane

GTE Academic

All-Americans

First Team

1B/DH Brent Laircey, UAB

ALL-TIME AWARDS

99

2007 C-USA BASEBALL

C-USA





ALL-TIME AWARDS

100

2007 C USA BASEBALL



1999

- Collegiate Baseball**
First Team
 RP Brandon Belanger, Tulane
 C Chad Sutter, Tulane
Second Team
 2B James Jurries, Tulane
Third Team
 P Kyle Crowell, Houston

- Baseball America**
Second Team
 2B James Jurries, Tulane
Freshman of the Year
 2B James Jurries, Tulane


- Baseball Weekly**
Second Team
 C Chad Sutter, Tulane
 2B James Jurries, Tulane

- NCBWA**
Second Team
 P Kyle Crowell, Houston
 C Chad Sutter, Tulane
Third Team
 1B J.P. Woodward, Houston
 2B James Jurries, Tulane
 2B Brandon Caraway, Houston
Honorable Mention
 P Henry Bonilla, Tulane
 1B Michael Artman, Southern Miss
 SS Andy Cannizaro, Tulane

- College Baseball Insider**
Freshman of the Year
 2B James Jurries, Tulane
First Team
 C Chad Sutter, Tulane
 2B James Jurries, Tulane

FRESHMAN ALL-AMERICANS

- Collegiate Baseball**
Freshman of the Year
 2B James Jurries, Tulane
First Team
 2B James Jurries, Tulane
 3B Jake Gautreau, Tulane
Honorable Mention
 DH Darren Welch, Southern Miss



Keith LeClair (1966-2006)
 Keith LeClair, East Carolina's head baseball coach from 1997-2002, passed away on July 17, 2006 following a five-year battle with ALS. In 2002, the Conference USA annual coaching award was renamed the Keith LeClair Coach of the Year Award by the league's head baseball coaches.

- GTE Academic All-Americans**
First Team
 IF Key Voshell, Louisville
Second Team
 1B Doug Lorenz, Louisville

- 1998**
Collegiate Baseball
Second Team
 3B Bo Robinson, Charlotte
 OF James Matan, Charlotte
Third Team
 P Josh Bobbitt, Tulane
 OF Jason Sparks, Tulane

- ABCA/Rawlings**
First Team
 3B Bo Robinson, Charlotte
Second Team
 P Josh Bobbitt, Tulane
 OF James Matan, Charlotte
Third Team
 DH Cliff Wren, Southern Miss
 OF Shayne Carnes, UAB

- NCBWA**
First Team
 OF James Matan, Charlotte
Second Team
 3B Bo Robinson, Charlotte
Third Team
 P Josh Bobbitt, Tulane
 OF Shayne Carnes, UAB
 OF Jason Sparks, Tulane

FRESHMAN ALL-AMERICANS

- Collegiate Baseball**
First Team
 3B Daniel Boyd, USF
Honorable Mention
 P Brion Treadway, Charlotte
 P John Vigue, USF
 1B Jayme Sperring, Houston

- GTE Academic All-Americans**
First Team
 1B Jeremy Schied, Southern Miss

- 1997**
Collegiate Baseball
Second Team
 P Jason Navarro, Tulane
Third Team
 1B Ross Gload, USF
 3B Dustin Carr, Houston

- NCBWA**
First Team
 P Jason Navarro, Tulane
 1B Ross Gload, USF
 OF Goeffrey Tomlinson, Houston
Third Team
 SS Jason Dellaero, USF

- 1996**
Collegiate Baseball
Second Team
 P Jason Navarro, Tulane
Third Team
 3B Chris Heintz, USF
 OF Joey Anderson, Charlotte

- Smith Super Team**
Second Team
 P Mark Roberts, USF
Third Team
 P Jason Navarro, Tulane
 1B Ross Gload, USF
 3B Chris Heintz, USF
 OF Joey Anderson, Charlotte
Honorable Mention
 OF Steve Barhorst, Cincinnati
 OF Brian Hughes, Tulane

FRESHMAN ALL-AMERICANS


- Collegiate Baseball**
First Team
 C Chad Sutter, Tulane
 1B Cliff Wren, Southern Miss
Honorable Mention
 OF Mike Pilger, USF

C-USA ALL DECADE TEAM

- Jake Gautreau, Tulane (1999-2001)
 Kevin Youkilis, Cincinnati (1998-2001)
 Brad Sullivan, Houston (2001-03)
 Shane Nance, Houston (1997-2000)
 Kyle Crowell, Houston (1998-2000)
 Mark Jurich, Louisville (2001-2004)
 Jeff Cook, OF, Southern Miss (2000-03)
 Michael Aubrey, Tulane (20001-03)
 James Jurries, Tulane (1999-2002)
 Chad Sutter, Tulane (1996-99)
 Ross Gload, USF (1995-97)

Player of the Decade
 Jake Gautreau, Tulane (1999-2001)

Coach of the Decade
 Rick Jones, Tulane (1996-present)




Shane Nance, Houston



Jeff Cook, Southern Miss



Rick Jones, Tulane



Jake Gautreau, Tulane

2006 – Brad Lincoln, Houston

Dick Howser Trophy Winner

ABCA/Rawlings National Player of the Year

Brooks Wallace Award

Lincoln emerged as one of the nation's finest all-around players in 2006. He compiled a sparkling 12-2 record with a 1.69 ERA and 152 strikeouts in 127.2 innings of work. Those numbers were even better in C-USA games only where he assembled a 7-0 record with a 1.28 ERA.

Lincoln's strikeout total ranked as the third-best mark in UH single-season history and moved him into third in UH career history with 293 punchouts.

A consensus All-American, he was named a C-USA Pitcher of the Week four times during the regular season and was honored as the Pro-Line Cap National Pitcher of the Week after tossing a five-hit shutout with nine strikeouts in the series opener at No. 1 Rice on May 12.

However, Lincoln was one of the Cougars' leading hitters all season. In 2006, he compiled a .295 batting average with 14 home runs and a team-leading 53 RBIs. He blasted a three-run walk-off homer in the bottom of the 10th inning to lead the Cougars to an 11-10 win over Texas-San Antonio in the season opener on Feb. 7.

With his pitching and offensive numbers, Lincoln ranked among the Top 10 C-USA individual leaders in five of the six Triple Crown categories for the majority of the 2006 season.



**NATIONAL PLAYER
OF THE YEAR
AWARDS**

101

2008 C-USA BASEBALL

2006 – Jake Smith, East Carolina

Johnny Bench Award Winner

East Carolina catcher Jake Smith was named the 2006 Coleman Company-Johnny Bench Award recipient, which is given to the nation's top collegiate catcher by the Greater Wichita Area Sports Commission.

Smith, who earned National Collegiate Baseball Writers Association (NCBWA) and Louisville Slugger second-team All-America honors, led the Pirates in seven offensive categories in 2006, including average, hits, doubles, RBI, total bases and slugging percentage, while ranking second in home runs with 13.

The Greensboro, N.C. native became the eighth Pirate to earn first-team All-Conference USA honors with his selection in May. Earlier in the season Smith took home C-USA Hitter of the Week honors on Feb. 27 after collecting a then-best five RBI against Duke in a 19-5 win. Smith finished his collegiate career with 29 home runs and 135 RBIs, which ranks in the top 12 on ECU's all-time charts.



NATIONAL PLAYERS OF THE YEAR

- 2006 Brad Lincoln, Houston** (Dick Howser Trophy Winner, ABCA/Rawlings National Player of the Year, Brooks Wallace Award)
- 2006 Jake Smith, East Carolina** (Johnny Bench Award Winner)
- 2003 Jeff Niemann, Rice** (College Baseball Insider)
- 1999 Mario Ramos, Rice** (College Baseball Insider)
- 1998 Damon Thames, Rice** (ABCA/Rawlings National Player of the Year)
- 1997 Lance Berkman, Rice** (Robert E. Smith Award, NCBWA)

NATIONAL FRESHMAN OF THE YEAR


- 2007 Ryan Berry, Rice** (Baseball America, Collegiate Baseball)
- 2005 Joe Savery, Rice** (Baseball America, Collegiate Baseball)
- 2002 Darryl Lawhorn, East Carolina** (Baseball America)
- Philip Humber, Rice** (Baseball America)
- Vincent Sinisi, Rice** (Baseball America)
- 2001 Michael Aubrey, Tulane** (Baseball America, Collegiate Baseball, The Sporting News)
- 1999 James Jurries, Tulane** (Baseball America, Collegiate Baseball, College Baseball Insider)

C-USATM


CONFERENCE USA PLAYERS IN MAJOR LEAGUE BASEBALL

The following is a list of active players from Conference USA schools are currently playing at the major league level.


Player	Position	MLB Affiliation	C-USA School
Chad Tracy	IF	Arizona Diamondbacks	East Carolina
Michael Bourn	OF	Houston Astros	Houston
Jesse Crain	RHP	Minnesota Twins	Houston
Rob Johnson	C	Seattle Mariners	Houston
Garrett Mock	RHP	Washington Nationals	Houston
Chris Snyder	C	Arizona Diamondbacks	Houston
Ryan Wagner	RHP	Washington Nationals	Houston
Woody Williams	RHP	Houston Astros	Houston
Chad Harville	RHP	Free Agent	Memphis
Jonathan Leicester	RHP	Baltimore Orioles	Memphis
Cliff Politte	RHP	Free Agent	Memphis
Daniel Uggla	2B	Florida Marlins	Memphis
David Aardsma	RHP	Boston Red Sox	Rice
Philip Barzilla	RHP	Houston Astros	Rice
Lance Berkman	OF	Houston Astros	Rice
Tim Byrdak	LHP	Detroit Tigers	Rice
Bubba Crosby	OF	Cincinnati Reds	Rice
Jose Cruz, Jr.	OF	Houston Astros	Rice
Philip Humber	RHP	New York Mets	Rice
Jeff Niemann	RHP	Tampa Bay Devil Rays	Rice
Joe Savery	LHP	Philadelphia Phillies	Rice
John Bale	LHP	Kansas City Royals	Southern Miss
Chad Bradford	RHP	Baltimore Orioles	Southern Miss
Jarrett Hoffpauir	2B	St. Louis Cardinals	Southern Miss
Bob McCrory	RHP	Baltimore Orioles	Southern Miss
Michael Aubrey	1B	Cleveland Indians	Tulane
James Jurries	IF	Free Agent	Tulane
Tony Giarratano	SS	Detroit Tigers	Tulane
Micah Owings	RHP	Arizona Diamondbacks	Tulane
Mike Maroth	LHP	St. Louis Cardinals	UCF



Lance Berkman,
Houston Astros



Micah Owings,
Arizona Diamondbacks



Dan Uggla,
Florida Marlins

PLAYERS IN
THE PROS

102

2008 C USA BASEBALL



CONFERENCE USA PLAYERS IN MINOR LEAGUE BASEBALL

The following is a list of players that are playing professionally in the minor leagues. Teams listed are 2006 squads.

PLAYER	POS.	TEAM	LEAGUE	MLB AFFILIATION	C-USA SCHOOL
Ricky Brooks	P	Winston-Salem	Carolina (A)	Chicago White Sox	East Carolina
Greg Bunn	P	Potomac	Carolina (A)	Washington	East Carolina
Darryl Lawhorn	1B	Stockton	California (A)	Oakland	East Carolina
Trevor Lawhorn	2B	Hagerstown	South Atlantic (A)	Washington	East Carolina
Shane Mathews	P	Aberdeen	N.Y. – Penn (ss- A)	Baltimore	East Carolina
Mark Minicozzi	SS	San Jose	California (A)	San Francisco	East Carolina
Dale Mollenhauer	SS	Great Falls	Pioneer (R)	Chicago White Sox	East Carolina
Sam Narron	P	Huntsville	Southern (AA)	Milwaukee	East Carolina
Jason Nietz	P	Salem-Keizer	Northwest (ss-A)	San Francisco	East Carolina
John Poppert	C	Hagerstown	South Atlantic (A)	Washington	East Carolina
Dustin Sasser	P	Boise	Northwest (ss-A)	Chicago Cubs	East Carolina
Jake Smith	C	Kane County	Midwest (A)	Oakland	East Carolina
Adam Witter	C	San Jose	California (A)	San Francisco	East Carolina
Patrick Breen	OF	Montgomery	Southern (AA)	Tampa Bay	Houston
Aaron Brown	P	Everett	Northwest (ss-A)	Seattle	Houston
Isa Garcia	2B	Palm Beach	Florida State (A)	St. Louis	Houston
Brian Henderson	P	Montgomery	Southern (AA)	Tampa Bay	Houston
Brad Lincoln	P	Hickory	South Atlantic (A)	Pittsburgh	Houston
Kevin Roberts	P	Altoona	Eastern (AA)	Pittsburgh	Houston
Justin Vaclavik	P	Altoona	Eastern (AA)	Pittsburgh	Houston
Matt Weston	OF	Augusta	South Atlantic (A)	San Francisco	Houston
Danny Zell	P	Erie	Eastern (AA)	Detroit	Houston
Brent Dlugach	SS	Erie	Eastern (AA)	Detroit	Memphis
Bill Edwards	P	Arkansas	Texas (AA)	LA Angels	Memphis
Jarrett Grube	P	Tulsa	Texas (AA)	Colorado	Memphis
Derek Hankins	P	Lynchburg	Carolina (A)	Pittsburgh	Memphis
Bill Moss	2B	Boise	Northwest (ss-A)	Chicago Cubs	Memphis
Matt Anderson	P	Fresno	Pacific Coast (AAA)	San Francisco	Rice
Philip Barzilla	P	Round Rock	Pacific Coast (AAA)	Houston	Rice
Bobby Bramhall	P	West Virginia	South Atlantic (A)	Milwaukee	Rice
Greg Buchanan	2B	Salem	Carolina (A)	Houston	Rice
Bryce Cox	P	Greenville	South Atlantic (A)	Boston	Rice
Bubba Crosby	OF	Louisville	International (AAA)	Cincinnati	Rice
Craig Crow	P	Spokane	Northwest (ss- A)	Texas	Rice
Enrique Cruz	SS	Charleston	South Atlantic (A)	Cincinnati	Rice
Eddie Degerman	P	Palm Beach	Florida State (A)	St. Louis	Rice
Brian Friday	SS	State College	N.Y. – Penn (ss- A)	Pittsburgh	Rice
Josh Geer	P	San Antonio	Texas (AA)	San Diego	Rice
Kyle Gunderson	P	GCL Nationals	Gulf Coast (R)	Washington	Rice
Marc Gwyn	P	Salt Lake	Pacific Coast (AAA)	LA Angels	Rice
Tyler Henley	SS	Quad City	Midwest (A)	St. Louis	Rice
Danny Lehmann	C	Elizabethtown	Appalachian (R)	Minnesota	Rice
Chad Lembeck	OF	Casper	Pioneer (R)	Colorado	Rice
Scott Lonergan	P	Lowell	N.Y. – Penn (ss-A)	Boston	Rice
Lance Pendleton	P	Staten Island	N.Y. – Penn (ss- A)	New York Yankees	Rice

PLAYERS IN
THE PROS

103

2008 C-USA BASEBALL

C-USATM

CONFERENCE USA PLAYERS IN MINOR LEAGUE BASEBALL - (Continued)


Player	Pos.	Team	League	MLB Affiliation	C-USA School
Josh Rodriguez	SS	Kinston	Carolina (AA)	Cleveland	Rice
Vince Sinisi	OF	Portland	Pacific Coast (AAA)	San Diego	Rice
Craig Stansberry	OF	Portland	Pacific Coast (AAA)	San Diego	Rice
Wade Townsend	P	Columbus	South Atlantic (A)	Tampa Bay	Rice
Ryan Belanger	P	Burlington	Appalachian (R)	Kansas City	Southern Miss
Toddric Johnson	OF	Kane County	Midwest (A)	Oakland	Southern Miss
Marc Maddox	2B	Wilmington	Carolina (A)	Kansas City	Southern Miss
Brian Bogusevic	P	Corpus Christi	Texas (AA)	Houston	Tulane
Henry Bonilla	P	Salt Lake	Pacific Coast (AAA)	LA Angels	Tulane
Brian Bormaster	C	New Hampshire	Eastern (AA)	Toronto	Tulane
Andy Cannizaro	IF	Tucson	Pacific Coast (AAA)	Arizona	Tulane
Brad Emaus	2B	Auburn	N.Y. - Penn (ss-A)	Toronto	Tulane
Cat Everett	SS	Tri-City	N.Y. - Penn (ss-A)	Houston	Tulane
Mark Hamilton	1B	Springfield	Texas (AA)	St. Louis	Tulane
Brandon Gomes	P	Fort Wayne	Midwest (A)	San Diego	Tulane
Daniel Latham	P	Elizabethtown	Appalachian (R)	Minnesota	Tulane
Tommy Manzella	SS	Corpus Christi	Texas (AA)	Houston	Tulane
Sean Morgan	P	Yakima	Northwest (ss- A)	Arizona	Tulane
Nathan Southard	OF	Palm Beach	Florida State (A)	St. Louis	Tulane
Dan DeMent	2B	Harrisburg	Eastern (AA)	Washington	UAB
Steven Turner	OF	Great Falls	Pioneer League (R)	Chicago White Sox	UAB
Tim Bascom	P	Frederick	Carolina (A)	Baltimore	UCF
Ryan Bear	OF	Carolina	Southern (AA)	Florida	UCF
Dee Brown	OF	Harrisburg	Eastern (AA)	Washington	UCF
Drew Butera	C	New Britian	Eastern (AA)	Minnesota	UCF
Matt Fox	P	Beloit	Midwest (A)	Minnesota	UCF
Jeremy Frost	C	Birmingham	Southern (AA)	Chicago White Sox	UCF
Bo Hall	P	Huntsville	Southern (AA)	Milwaukee	UCF
Matt Meath	OF	Altoona	Eastern (AA)	Pittsburgh	UCF
Chad Mottola	OF	Syracuse	International (AAA)	Toronto	UCF
Mike Myers	1B	Birmingham	Southern (AA)	Chicago White Sox	UCF
Justin Pope	P	Trenton	Eastern (AA)	New York Yankees	UCF
Eric Riggs	2B	Carolina	Southern (AA)	Florida	UCF
Von Stertzbach	P	Arkansas	Texas (AA)	LA Angels	UCF
Clay Timpner	OF	Fresno	Pacific Coast (AAA)	San Francisco	UCF

PLAYERS IN THE PROS

104

2008 C USA BASEBALL


CUSA™



Chad Bradford,
Baltimore Orioles



Chris Snyder,
Arizona Diamondbacks



Chad Tracy,
Arizona Diamondbacks

2007 DRAFTEES

EAST CAROLINA

Shane Mathews	RHP	8th Round	Baltimore Orioles
Dale Mollenhauer	IF	17th Round	Chicago White Sox
Dustin Sasser	LHP	21st Round	Chicago Cubs
Jason Neitz	LHP	37th Round	San Francisco Giants

HOUSTON

Aaron Brown	RHP	9th Round	Seattle Mariners
-------------	-----	-----------	------------------

MEMPHIS

Bill Moss	2B	28th Round	Chicago Cubs
-----------	----	------------	--------------

RICE

Joe Savery	LHP	1st Round	Philadelphia Phillies
Brian Friday	SS	3rd Round	Pittsburgh Pirates
Cole St. Clair	LHP	7th Round	Cleveland Indians
Tyler Henley	OF	8th Round	St. Louis Cardinals
Danny Lehmann	C	8th Round	Minnesota Twins
Bobby Bramhall	LHP	18th Round	Milwaukee Brewers
Adam Zornes	C	24th Round	Cleveland Indians
Jonathan Runnels	LHP	29th Round	Toronto Blue Jays
Chris Kelley	RHP	34th Round	Arizona Diamondbacks
Ryne Tackler	RHP	34th Round	Oakland A's
Scott Lonergan	RHP	37th Round	Boston Red Sox
Chad Lembeck	OF	44th Round	Colorado Rockies
Travis Reagan	C	45th Round	Washington Nationals
Kyle Gunderson	RHP	48th Round	Washington Nationals

SOUTHERN MISS

David Clark	RHP	13th Round	Los Angeles Angels
Tyler Conn	LHP	36th Round	Arizona Diamondbacks

TULANE

Sean Morgan	RHP	4th Round	Arizona Diamondbacks
Brad Emaus	IF	11th Round	Toronto Blue Jays
Daniel Latham	RHP	15th Round	Minnesota Twins
Brandon Gomes	RHP	17th Round	San Diego Padres
Warren McFadden	OF	28th Round	Detroit Tigers
Cat Everett	SS	44th Round	Houston Astros

UCF

Tim Bascom	RHP	4th Round	Baltimore Orioles
------------	-----	-----------	-------------------

2006 DRAFTEES

EAST CAROLINA

Jake Smith	C	21st Round	Oakland Athletics
Shane Mathews	RHP	26th Round	San Francisco Giants

HOUSTON

Brad Lincoln	RHP	1st Round	Pittsburgh Pirates
Matt Weston	OF	12th Round	San Francisco Giants
Brett Logan	C	26th Round	Washington Nationals
Isa Garcia	2B	34th Round	St. Louis Cardinals

MEMPHIS

Ricky Brooks	RHP	3rd Round	Chicago White Sox
--------------	-----	-----------	-------------------

RICE

Josh Rodriguez	3B	2nd Round	Cleveland Indians
Bryce Cox	RHP	3rd Round	Boston Red Sox
Eddie Degerman	RHP	4th Round	St. Louis Cardinals
Greg Buchanan	2B	9th Round	Houston Astros
Craig Crow	RHP	11th Round	Texas Rangers
Nathan Tackler	RHP	49th Round	Seattle Mariners
Tyler Henley	OF	50th Round	Houston Astros

SOUTHERN MISS

Marc Maddox	IF	9th Round	Kansas City Royals
Daniel Best	RHP	14th Round	Kansas City Royals
Toddric Johnson	OF	14th Round	Oakland Athletics
Scott Massey	RHP	24th Round	Pittsburgh Pirates
Damian Carter	OF	46th Round	Kansas City Royals

TULANE

Mark Hamilton	1B	2nd Round	St. Louis Cardinals
Nathan Southard	OF	17th Round	St. Louis Cardinals
Billy Mohl	RHP	25th Round	Philadelphia Phillies

UCF

Tim Bascom	RHP	6th Round	San Diego Padres
------------	-----	-----------	------------------

2005 DRAFTEES

CINCINNATI

Mark Haske	SS	23rd Round	Detroit Tigers
Josh Kay	RHP	31st Round	Oakland A's

EAST CAROLINA

Ricky Brooks	RHP	3rd Round	Chicago White Sox
Billy Richardson	SS	14th Round	San Diego Padres
Mark Minicozzi	IF	17th Round	San Francisco Giants
Brian Cavanaugh	OF	21st Round	San Diego Padres

HOUSTON

Kevin Roberts	RHP	5th Round	Milwaukee Brewers
Justin Vaclavik	RHP	7th Round	Pittsburgh Pirates
Travis Tully	OF	23rd Round	Arizona Diamondbacks

SOUTHERN MISS

Brad Willcutt	C	27th Round	Milwaukee Brewers
---------------	---	------------	-------------------

TCU

Lance Broadway	RHP	1st Round	Chicago White Sox
Kyle Dahlberg	C	13th Round	Baltimore Orioles
Stuart Musslewhite	IF	24th Round	Baltimore Orioles
Shawn Ferguson	RHP	36th Round	Baltimore Orioles

TULANE

Brian Bogusevic	LHP	1st Round	Houston Astros
Micah Owings	RHP	3rd Round	Arizona Diamondbacks
Tommy Manzella	SS	3rd Round	Houston Astros
Greg Dini	C	12th Round	Los Angeles Angels

USF

Jeff Baisley	IF	12th Round	Oakland A's
--------------	----	------------	-------------

2004 DRAFTEES

EAST CAROLINA

Greg Bunn	RHP	5th Round	Montreal Expos
Trevor Lawhorn	2B	9th Round	Cincinnati Reds
Ryan Norwood	1B	9th Round	Chicago Cubs
Darryl Lawhorn	OF	11th Round	Arizona Diamondbacks
John Poppert	C	17th Round	Montreal Expos
Matt Bishop	RHP	17th Round	Pittsburgh Pirates
Ryan Jones	OF	22nd Round	Oakland A's

HOUSTON

Garrett Mock	RHP	3rd Round	Arizona Diamondbacks
Rob Johnson	C	4th Round	Seattle Mariners
Matt Varner	RHP	11th Round	San Diego Padres
Rickey Putnam	RHP	20th Round	San Francisco Giants
Patrick Breen	OF	21st Round	Tampa Bay Devil Rays
Brett Cooley	1B	34th Round	St. Louis Cardinals

LOUISVILLE

J.T. LaFountain	1B	48th Round	Colorado Rockies
-----------------	----	------------	------------------

MEMPHIS

Brent Dlugach	SS	6th Round	Detroit Tigers
Jarrett Grube	RHP	10th Round	Colorado Rockies
Derek Hankins	RHP	10th Round	Pittsburgh Pirates
Bill Edwards	RHP	29th Round	Anaheim Angels

SOUTHERN MISS

Jarrett Hoffpauir	2B	6th Round	St. Louis Cardinals
Matt Shepherd	SS	8th Round	St. Louis Cardinals
Ryan Frith	OF	17th Round	Philadelphia Phillies
Austin Tubbs	RHP	32nd Round	St. Louis Cardinals
Anthony DeWitt	RHP	36th Round	Houston Astros

TCU

Eugene Espinelli	LHP	14th Round	San Francisco Giants
Clayton Jerome	RHP	41st Round	Texas Rangers

TULANE

Wes Swackhamer	OF	5th Round	St. Louis Cardinals
Brian Bormaster	C	26th Round	Toronto Blue Jays
Cory Hahn	RHP	30th Round	Toronto Blue Jays

USF

Devin Ivany	C	6th Round	Montreal Expos
Myron Leslie	3B	8th Round	Oakland A's
Kyle Schmidt	RHP	14th Round	Baltimore Orioles
Mike Macaluso	SS	29th Round	Toronto Blue Jays

2003 DRAFTEES

EAST CAROLINA

Glenn Tucker	RHP	11th Round	Atlanta Braves
Davey Penny	RHP	28th Round	Boston Red Sox

HOUSTON

Ryan Wagner	RHP	1st Round	Cincinnati Reds
Brad Sullivan	RHP	1st Round	Oakland A's
Michael Bourn	OF	4th Round	Philadelphia Phillies
Danny Zell	LHP	5th Round	Detroit Tigers
Brett Cooley	OF	23rd Round	Montreal Expos

LOUISVILLE

Mark Jurich	OF	13th Round	Atlanta Braves
Josh Bolen	OF	46th Round	Tampa Bay Devil Rays

MEMPHIS

Kevin House	CF	17th Round	St. Louis Cardinals
-------------	----	------------	---------------------

SOUTH FLORIDA

Myron Leslie	3B	11th Round	Philadelphia Phillies
David Austen	RHP	15th Round	Anaheim Angels
Jon Uhl	RHP	19th Round	Minnesota Twins

SOUTHERN MISS

Clint King	OF	3rd Round	Chicago White Sox
Bob McCrory	RHP	4th Round	Baltimore Orioles
Jeff Cook	OF	5th Round	Arizona Diamondbacks

TCU


Jake Duncan	OF	10th Round	Baltimore Orioles
Terry Trofholz	OF	22nd Round	Milwaukee Brewers
Justin Hatcher	C	25th Round	Texas Rangers
Chris Osentowski	RHP	30th Round	Baltimore Orioles
Will Lewis	IF	32nd Round	Milwaukee Brewers

TULANE


Michael Aubrey	1B	1st Round	Cleveland Indians
Tony Giarratano	SS	3rd Round	Detroit Tigers
Jonny Kaplan	OF	12th Round	Arizona Diamondbacks
Cory Hahn	RHP	24th Round	Oakland A's

UAB

Mitch Jones	OF	25th Round	Tampa Bay Devil Rays
-------------	----	------------	----------------------



Phillip Humber,
New York Mets



Mike Maroth,
St. Louis Cardinals



Woody Williams,
Houston Astros

PLAYERS IN
THE PROS

105

2008 C USA BASEBALL

USA



PLAYERS IN THE PROS

106

2008 C-USA BASEBALL

2002 DRAFTEES

CHARLOTTE

John Maine RHP 6th Round Baltimore Orioles

CINCINNATI

Chris Hamblen C 3rd Round Texas Rangers

EAST CAROLINA

Sam Narron LHP 15th Round Texas Rangers
Clayton McCullough C 22nd Round Cleveland Indians

HOUSTON

Jesse Crain SS/RHP 2nd Round Minnesota Twins
Chris Snyder C 2nd Round Arizona Diamondbacks
Brett Cooley OF 33rd Round San Francisco Giants
Keith Whatley LHP 41st Round Arizona Diamondbacks

LOUISVILLE

Adam Haley SS 13th Round Arizona Diamondbacks

SAINT LOUIS

Wes Jaiilet RHP 29th Round St. Louis Cardinals

SOUTH FLORIDA

Jason Bartz RHP 17th Round Kansas City Royals
Mike Barclay OF 28th Round Boston Red Sox
Ryan Gloger LHP 46th Round Arizona Diamondbacks

SOUTHERN MISS

Shea Douglas LHP 32nd Round Cleveland Indians

TCU

Walter Olmstead 1B 6th Round Cincinnati Reds
Levi Robinson SS 34th Round Baltimore Orioles

TULANE

Nick Bourgeois LHP 4th Round Philadelphia Phillies
James Jurries IF 6th Round Atlanta Braves
Beau Richardson LHP 34th Round Philadelphia Phillies

2001 C-USA DRAFTEES

CINCINNATI

Kevin Youkilis 3B 8th Round Boston Red Sox
Curtis Moak LHP 25th Round Cincinnati Reds
Chris Hamblen C 35th Round San Francisco Giants

EAST CAROLINA

Lee Delfino SS 6th Round Toronto Blue Jays
Chad Tracy 3B 7th Round Arizona Diamondbacks
John Williamson OF 18th Round Seattle Mariners
Joseph Hastings IF 24th Round San Diego Padres

MEMPHIS

Jason Wiedmeyer LHP 6th Round San Diego Padres
Daniel Uggla 2B 11th Round Arizona Diamondbacks
Layne Dawson RHP 26th Round Philadelphia Phillies

SAINT LOUIS

Dan Shouse LHP 39th Round St. Louis Cardinals

SOUTH FLORIDA

Brendan Fuller RHP 13th Round Toronto Blue Jays
Daniel Boyd OF 26th Round Milwaukee Brewers
Mike Eylward 3B 44th Round Anaheim Angels

SOUTHERN MISS

Anthony Rawson RHP 42nd Round St. Louis Cardinals

TCU

Erick Macha SS 12th Round Arizona Diamondbacks
Chris Bradshaw RHP 14th Round Texas Rangers
Chad Durham RHP 25th Round Houston Astros

TULANE

Jake Gautreau 3B 1st Round San Diego Padres
Andy Cannizaro SS 7th Round New York Yankees
Matt Groff OF 28th Round Oakland A's

UAB

Rob Caputo RHP 18th Round Montreal Expos
Blake Allen RHP 35th Round Anaheim Angels

2000 C-USA DRAFTEES

CHARLOTTE

Brion Treadway RHP 3rd Round San Francisco Giants
Daryl Clark IF 17th Round Milwaukee Brewers
Jason Hutton OF 48th Round Chicago Cubs

HOUSTON

Greg Runser RHP 5th Round Texas Rangers
Kyle Crowell RHP 8th Round Oakland A's
Shane Nance LHP 11th Round Los Angeles Dodgers
Kris Wilken 3B 12th Round Baltimore Orioles
Brandon Caraway OF 12th Round Philadelphia Phillies
J.P. Woodward 1B 14th Round San Diego Padres
Eric Lee OF 18th Round Houston Astros
Aaron Melebeck SS 19th Round Kansas City Royals
Jeremy Swindell LHP 20th Round Detroit Tigers
Jason Pekar OF 30th Round San Francisco Giants
Jarrod Bitter C 33rd Round San Diego Padres

LOUISVILLE

Sean Green RHP 12th Round Colorado Rockies
Brian Bentley RHP 20th Round Boston Red Sox

MEMPHIS

Jonathan Leicester RHP 11th Round Chicago Cubs

SOUTH FLORIDA

Johnny Raburn SS 16th Round Anaheim Angels

TULANE

Henry Bonilla RHP 8th Round Minnesota Twins
Mickey McKee IF 32nd Round Houston Astros

1999 DRAFTEES

HOUSTON

Erick Burke LHP 11th Round Detroit Tigers
Bryan Moore RHP 13th Round Florida Marlins
Brandon Caraway 2B 18th Round Colorado Rockies
Shane Nance LHP 24th Round Los Angeles Dodgers

LOUISVILLE

James McAuley C 7th Round Kansas City Royals

MEMPHIS

Josh Stewart LHP 4th Round Chicago White Sox
Craig House RHP 12th Round Colorado Rockies

TULANE

Chad Sutter C 23rd Round New York Yankees

1998 DRAFTEES

UAB

Shayne Carnes OF 24th Round Philadelphia Phillies

CINCINNATI

Casey McEvoy P 16th Round Cincinnati Reds

HOUSTON

Shaun Skrehot IF 38th Round Pittsburgh Pirates

MEMPHIS

Craig House P 15th Round Pittsburgh Pirates
Cary Hiles OF 23rd Round Philadelphia Phillies

UNC CHARLOTTE

Joey Hammond SS 25th Round Baltimore Orioles
Bo Robinson 3B 28th Round Seattle Mariners
James Matan OF 34th Round Cincinnati Reds

SAINT LOUIS

Michael Schaeffer P 18th Round Texas Rangers

SOUTH FLORIDA

Paul Giambalvo P 21st Round Arizona Diamondbacks
Jimmie Romano C 26th Round Texas Rangers
Bill Eaton OF 36th Round Milwaukee Brewers
Kevin Boles P 42nd Round Chicago Cubs
Scott Glaser P 42nd Round Pittsburgh Pirates

TULANE

Mike Pursell IF 30th Round Cleveland Indians
Craig Brown P/OF 32nd Round Cleveland Indians

1997 C-USA DRAFTEES

HOUSTON

Goefrey Tomlinson OF 4th Round Kansas City Royals
Dustin Carr 3B 22nd Round Tampa Bay Devil Rays
Mark Manbeck P 34th Round Houston Astros

LOUISVILLE

Danny Haas OF 15th Round Boston Red Sox
Matt Berger IF 23rd Round Chicago White Sox

MEMPHIS

Chad Harville P 2nd Round Oakland A's
Heath Bender 1B 23rd Round Cleveland Indians
Russ Bratton P 46th Round Minnesota Twins

SAINT LOUIS

Darin Cissell OF 18th Round San Francisco Giants
Tony Hausladen IB 19th Round Arizona Diamondbacks

SOUTH FLORIDA

Jason Dellaero SS 1st Round Chicago White Sox
Dwayne Dobson P 9th Round Arizona Diamondbacks
Pat Ryan P 12th Round San Diego Padres
Ross Gload 1B 13th Round Florida Marlins
Jorge DeLeon 3B 16th Round Boston Red Sox

SOUTHERN MISS

Brandon Parker P 2nd Round Seattle Mariners
Braxton Whitehead C 14th Round Cincinnati Reds
Kyle Logan OF 21st Round Houston Astros
Jared Martin SS 24th Round Arizona Diamondbacks
Donovan Marbury SS 35th Round Boston Red Sox

TULANE

Jason Fitzgerald OF *1st Round Cleveland Indians
Jason Navarro P 5th Round St. Louis Cardinals
Michael Johns SS 19th Round Colorado Rockies
Scott Wilson 3B 40th Round St. Louis Cardinals

*compensatory pick between the first and second rounds

1996 C-USA DRAFTEES

UAB

B.J. Huff OF New York Mets

MEMPHIS

Jonathan Lyons P Boston Red Sox

SAINT LOUIS

Mike Huelsmann OF Cleveland Indians

SOUTH FLORIDA

Gio Cafaro OF Milwaukee Brewers
Adam Danner P New York Yankees
Chris Heintz 3B Chicago White Sox
Mark Roberts P Chicago White Sox

SOUTHERN MISS


John Bale P Toronto Blue Jays
Chad Bradford P Chicago White Sox




Jake Smith,
Kane County Cougars



Tommy Manzella,
Corpus Christi Hooks



Toddric Johnson,
Kane County Cougars



FRI., FEBRUARY 22

East Carolina at South Carolina
 Pacific at Houston
 Marshall at Western Carolina
Service Academies Spring Classic
 (Millington, Tenn.)
 Seton Hall vs. Memphis
 Rice at Long Beach State
 Lipscomb at Southern Miss
 Illinois-Chicago at Tulane
 Ball State at UAB
 Florida A&M at UCF

SAT., FEBRUARY 23

East Carolina at South Carolina
 Pacific at Houston
 Marshall at Western Carolina
Service Academies Spring Classic
 (Millington, Tenn.)
 Ohio State vs. Memphis
 Rice at Long Beach State
 Lipscomb at Southern Miss
 Illinois-Chicago at Tulane
 Ball State at UAB
 Florida A&M at UCF

SUN., FEBRUARY 24

East Carolina at South Carolina
 Pacific at Houston
 Marshall at Western Carolina
Service Academies Spring Classic
 (Millington, Tenn.)
 Air Force vs. Memphis
 Rice at Long Beach State
 Lipscomb at Southern Miss
 Illinois-Chicago at Tulane
 Ball State at UAB
 Florida A&M at UCF

MON., FEBRUARY 25

Missouri at UCF

TUE., FEBRUARY 26

Texas State at Houston
 Tennessee-Martin at Memphis
 Texas A&M-Corpus Christi at Rice
 Louisiana-Monroe at Southern Miss
 Southeastern La. at Tulane
 UAB at Mississippi State

WED., FEBRUARY 27

East Carolina at Elon
 Houston at Rice
 Murray State at Memphis
 Houston at Rice
 South Alabama at Southern Miss
 Louisiana-Lafayette at Tulane

FRI., FEBRUARY 29

Monmouth at East Carolina
Houston Park College Classic
 (Houston, Texas)
 Texas Tech vs. Houston
 Oklahoma vs. Rice
Baseball at the Beach
 (Myrtle Beach, S.C.)
 Marshall vs. Western Carolina
 Marshall at Coastal Carolina
 Ohio at Memphis
 Southern Miss at Louisiana-Lafayette

Dairy Queen Classic
 (Minneapolis, Minn.)
 Tulane vs. Pepperdine
 Brown at UAB
 Central Michigan at UCF

SAT., MARCH 1

Monmouth at East Carolina
Houston Park College Classic
 (Houston, Texas)
 Oklahoma vs. Houston
 Texas vs. Rice
Baseball at the Beach
 (Myrtle Beach, S.C.)
 Marshall vs. Western Carolina
 Marshall vs. West Virginia
 Ohio at Memphis
 Southern Miss vs. Miami-Ohio
 (Lafayette, La.)
Dairy Queen Classic (Minneapolis, Minn.)
 Tulane at Minnesota
 Brown at UAB (DH)
 Central Michigan at UCF

SUN., MARCH 2

Monmouth at East Carolina
Houston Park College Classic
 (Houston, Texas)
 Texas vs. Houston
 Texas Tech vs. Rice
Baseball at the Beach
 (Myrtle Beach, S.C.)
 Marshall vs. George Mason
 Ohio at Memphis
 Southern Miss at Louisiana-Lafayette
Dairy Queen Classic
 (Minneapolis, Minn.)
 Tulane vs. TCU
 Brown at UAB
 Central Michigan at UCF

TUE., MARCH 4

East Carolina at Old Dominion
 Louisiana-Lafayette at Houston
 Marshall at Radford
 Creighton at Memphis
 Rice at Sam Houston State
 Southern Miss at Ole Miss
 New Orleans at Tulane
 UAB at Jacksonville State
 Jacksonville at UCF

WED., MARCH 5

East Carolina at Virginia
 Commonwealth
 Sacred Heart at Houston
 Marshall at Cincinnati
 Creighton at Memphis
 Rice at Dallas Baptist (F)
 Southern at Tulane
 UCF at Jacksonville

FRI., MARCH 7

Keith LeClair Classic (Greenville, N.C.)
 Pittsburgh at East Carolina
 UC Santa Barbara at Houston
 Marist at Marshall
 Memphis at Georgia
Rice Classic (Houston, Texas)
 Michigan State at Rice
 Southern Miss at Cal State Fullerton
 UC Irvine at Tulane
 Monmouth at UCF

SAT., MARCH 8

Keith LeClair Classic (Greenville, N.C.)
 Michigan at East Carolina
 UC Santa Barbara at Houston
 Marist at Marshall
 Memphis at Georgia
Rice Classic (Houston, Texas)
 Western Carolina at Rice
 Southern Miss at Cal State Fullerton
 UC Irvine at Tulane
 UAB at Hawai'i-Hilo (DH)
 Monmouth at UCF

SUN., MARCH 9

Keith LeClair Classic (Greenville, N.C.)
 Georgia Southern at East Carolina
 UC Santa Barbara at Houston
 Marist at Marshall
 Memphis at Georgia
Rice Classic (Houston, Texas)
 Creighton at Rice
 Southern Miss at Cal State Fullerton
 UC Irvine at Tulane
 UAB at Hawai'i-Hilo
 Monmouth at UCF

TUE., MARCH 11

Virginia Commonwealth at
 East Carolina
 Stephen F. Austin at Houston
 Valparaiso at Marshall
 Memphis at Arkansas State
 Texas at Rice
 Northwestern State at Tulane
 UAB at Hawai'i

WED., MARCH 12

Houston at Sam Houston State
 Valparaiso at Marshall
 Rice at Texas A&M-Corpus Christi
 Southern Miss at New Orleans
 Northwestern State at Tulane
 UAB at Hawai'i
 UCF at Stetson

THU., MARCH 13

Quinnipiac at East Carolina

FRI., MARCH 14

Rhode Island at East Carolina
 San Francisco at Houston
 Marshall at VMI
 Southeast Missouri at Memphis
 Winthrop at Rice
Coca-Cola Classic (Hattiesburg, Miss.)
 Cal State Northridge at
 Southern Miss
 Oakland at Tulane

**COMPOSITE
SCHEDULE****107**

2008 C. USA BASEBALL

C. USA



**COMPOSITE
SCHEDULE**

108

2008 C. USA BASEBALL

SAT., MARCH 15

Rhode Island at East Carolina
San Francisco at Houston
Marshall at VMI
Southeast Missouri at Memphis
Winthrop at Rice
Coca-Cola Classic (Hattiesburg, Miss.)
Liberty at Southern Miss
Oakland at Tulane
Siena at UCF (DH)

SUN., MARCH 16

Rhode Island at East Carolina
San Francisco at Houston
Marshall at VMI
Southeast Missouri at Memphis
Winthrop at Rice
Coca-Cola Classic (Hattiesburg, Miss.)
Cal State Northridge at
Southern Miss
Oakland at Tulane
Siena at UCF

MON., MARCH 17

Winthrop at Rice
Wagner at UCF

TUE., MARCH 18

Elon at East Carolina
Lamar at Houston
Kent State at Marshall
Samford at Memphis
Southeastern Louisiana at
Southern Miss
Mississippi State at UAB
Wagner at UCF

WED., MARCH 19

Kent State at Marshall
Samford at Memphis
Louisiana-Lafayette at Rice
Southern Miss at Louisiana-Monroe
Tulane at LSU
Wagner at UCF

FRI., MARCH 21

Houston at East Carolina
Rice at Marshall (CH)
UAB at Memphis
UCF at Southern Miss
Sacred Heart at Tulane

SAT., MARCH 22

Houston at East Carolina
Rice at Marshall (CH)
UAB at Memphis
UCF at Southern Miss
Sacred Heart at Tulane

SUN., MARCH 23

Houston at East Carolina
Rice at Marshall (CH)
UAB at Memphis
UCF at Southern Miss
Sacred Heart at Tulane

TUE., MARCH 25

Houston at McNeese State
Marshall at N.C. State
Memphis vs. Austin Peay (J)
Rice at Texas State
Southern Miss vs. Ole Miss (P)
Tulane at Southeastern Louisiana
Troy at UAB
North Texas at UCF

WED., MARCH 26

Campbell at East Carolina
Rice at Houston
Marshall at N.C. State
Arkansas State at Memphis
Alabama A&M at UAB
UCF at Florida Gulf Coast

FRI., MARCH 28

East Carolina at UCF
Houston at San Diego State
Memphis at Marshall (CH)
Southern Miss at Rice
Tulane at UAB

SAT., MARCH 29

East Carolina at UCF
Houston at San Diego State
Memphis at Marshall (CH)
Southern Miss at Rice
Tulane at UAB

SUN., MARCH 30

East Carolina at UCF
Houston at San Diego State
Memphis at Marshall (CH)
Southern Miss at Rice
Tulane at UAB

TUE., APRIL 1

N.C. State at East Carolina
Ole Miss at Memphis (AZ)
Rice at Texas
Troy at Southern Miss
McNeese State at Tulane
UAB at Alabama
USF at UCF

WED., APRIL 2

Morehead State at Marshall
Memphis at Ole Miss
Dallas Baptist at Rice
Troy at Southern Miss
Tulane at Nicholls State
Alabama at UAB (H)
Florida Gulf Coast at UCF

FRI., APRIL 4

East Carolina at Southern Miss
UCF at Houston
Marshall at Tulane
Rice at Memphis
Presbyterian at UAB

SAT., APRIL 5

East Carolina at Southern Miss
UCF at Houston
Marshall at Tulane
Rice at Memphis
Presbyterian at UAB

SUN., APRIL 6

East Carolina at Southern Miss
UCF at Houston
Marshall at Tulane
Rice at Memphis
Presbyterian at UAB

TUE., APRIL 8

Old Dominion at East Carolina
Texas A&M at Houston
Marshall at Morehead State
Mississippi State at Memphis (AZ)
Lamar at Rice
Nicholls State at Tulane
UAB at Alabama A&M
UCF at USF

WED., APRIL 9

Houston at Texas State
LSU at Southern Miss
Tulane at New Orleans
Samford at UAB
Stetson at UCF

FRI., APRIL 11

Marshall at East Carolina
Tulane at Houston
Memphis at UCF
UAB at Rice
Arkansas State at Southern Miss

SAT., APRIL 12

Marshall at East Carolina
Tulane at Houston
Memphis at UCF
UAB at Rice
Arkansas State at Southern Miss

SUN., APRIL 13

Marshall at East Carolina
Tulane at Houston
Memphis at UCF
UAB at Rice
Arkansas State at Southern Miss

TUE., APRIL 15

East Carolina at N.C. State
Houston at Stephen F. Austin
Marshall at Eastern Kentucky
Memphis at Murray State
Rice at Texas A&M
Mississippi Valley State at
Southern Miss
Southeastern Louisiana at Tulane
UAB at Kennesaw State
UCF at North Florida

WED., APRIL 16

The Citadel at East Carolina
Sam Houston State at Houston
Eastern Kentucky at Marshall
Memphis vs. Tennessee-Martin (U)
Prairie View A&M at Rice
Alabama vs. Southern Miss (P)
Kennesaw State at UAB



FRI., APRIL 18
East Carolina at Rice
Houston at UAB
UCF at Marshall (CH)
Dallas Baptist at Memphis
Southern Miss at Tulane

SAT., APRIL 19
East Carolina at Rice
Houston at UAB
UCF at Marshall (CH)
Dallas Baptist at Memphis
Southern Miss at Tulane

SUN., APRIL 20
East Carolina at Rice
Houston at UAB
UCF at Marshall (CH)
Southern Miss at Tulane

TUE., APRIL 22
UNC Wilmington at East Carolina
McNeese State at Houston
Marshall at Kent State
Memphis at Middle Tennessee
Sam Houston State at Rice
Mississippi State at Southern Miss
LSU at Tulane
Jacksonville State at UAB

WED., APRIL 23
East Carolina at Campbell
Ohio at Marshall
Memphis at Middle Tennessee
Mississippi State at Southern Miss
UAB at Samford

FRI., APRIL 25
Presbyterian at East Carolina
Houston at Southern Miss
Marshall at UAB
Tulane at Memphis
Rice at UCF

SAT., APRIL 26
Presbyterian at East Carolina (DH)
Houston at Southern Miss
Marshall at UAB
Tulane at Memphis
Rice at UCF

SUN., APRIL 27
Houston at Southern Miss
Marshall at UAB
Tulane at Memphis
Rice at UCF

TUE., APRIL 29
East Carolina at UNC Wilmington
Houston at Lamar
New Orleans at Southern Miss
Nicholls State at Tulane
USF at UCF

WED., APRIL 30
Texas-San Antonio at Houston
Marshall at Ohio
Southern Miss at Southeastern
Louisiana

FRI., MAY 2
UAB at East Carolina
Southern Miss at Marshall (CH)
Memphis at Houston
UCF at Tulane

SAT., MAY 3
UAB at East Carolina
Southern Miss at Marshall (CH)
Memphis at Houston
UCF at Tulane

SUN., MAY 4
UAB at East Carolina
Southern Miss at Marshall (CH)
Memphis at Houston
UCF at Tulane

TUE., MAY 6
Memphis vs. Vanderbilt (J)
Texas State at Rice
New Orleans at Tulane
UAB at Jacksonville State
UCF at USF

WED., MAY 7
Tulane at Southern
Marshall at Ohio State
Oklahoma State at Rice
Jacksonville State at UAB

FRI., MAY 9
Tulane at East Carolina
Houston at Rice
Delaware State at Marshall
Memphis at Southern Miss
UAB at UCF

SAT., MAY 10
Tulane at East Carolina
Houston at Rice
Delaware State at Marshall (DH)
Memphis at Southern Miss
UAB at UCF

SUN., MAY 11
Tulane at East Carolina
Houston at Rice
Memphis at Southern Miss
UAB at UCF

TUE., MAY 13
UNC Wilmington at East Carolina
Houston at Texas-San Antonio
Memphis at Mississippi State
Southern Miss at South Alabama
UAB at Troy

THU., MAY 15
East Carolina at Memphis
Marshall at Houston
Rice at Tulane
Southern Miss at UAB
Clemson at UCF

FRI., MAY 16
East Carolina at Memphis
Marshall at Houston
Rice at Tulane
Southern Miss at UAB
Clemson at UCF

SAT., MAY 17
East Carolina at Memphis
Marshall at Houston
Rice at Tulane
Southern Miss at UAB
Clemson at UCF

WED.-SUN., MAY 21-25
*Conference USA Championship
(New Orleans, La.)*

FRI.-SUN., MAY 30- JUNE 2
NCAA Regionals (Sites TBD)

FRI.-MON., JUNE 6-9
NCAA SuperRegionals (Sites TBD)

SAT., JUNE 14-WED., JUNE 25
College World Series (Omaha, NE)

AZ – AutoZone Park, Memphis, Tenn.
CH – Charleston, W. Va.
F – Frisco, Texas
H – Hoover, Ala.
J – Jackson, Tenn.
P – Pearl, Miss.
U – Union City, Tenn.

**COMPOSITE
SCHEDULE**

109

2008 C-USA BASEBALL

C-USATM

CONFERENCE USA

5201 N. O'Connor Blvd., Suite 300
Irving, TX 75039
P: 214/774-1300 • F: 214/496-0055
conferenceusa.com

Russell Anderson, Assistant Commissioner for Football and Baseball Operations
(rdanderson@c-usa.org)

Courtney Morrison Archer, Assistant Commissioner for Public Affairs
(cmarcher@c-usa.org)

Debbie Davis, Associate Director of Media Relations (ddavis@c-usa.org)

Tod Meisner, Assistant Director of Media Relations (tmeisner@c-usa.org)

SID DIRECTORY

110

2008 C-USA BASEBALL

EAST CAROLINA

320 Ward Sports Medicine
Building

Greenville, NC 27858
252/737-4522

Fax 252/737-4528

Director: Tom McClellan
mcclellant@mail.ecu.edu

Associate: Jody Jones
jonesjod@mail.ecu.edu

Assistant: Malcolm Gray
graym@mail.ecu.edu

Assistant: Amy Howard
howarda@ecu.edu



MEMPHIS

203 Athletic Office
Building

570 Normal
Memphis, TN 38152
901/678-2337

Fax 901/678-4134

Director: Jennifer Rodrigues
jmpowers@memphis.edu

Assistant: Lamar Chance
lchance1@memphis.edu

Assistant: Tammy DeGross
tdegross@memphis.edu

Assistant: Jason Redd
jredd@memphis.edu

Assistant: Brandon Kolditz
wkolditz@memphis.edu



TULANE

Wilson Center
Ben Weiner Drive
New Orleans, LA
70118-5681

504/865-5506

Fax 504/865-5512

Assistant AD: Roger Dunaway
roger@tulane.edu

Assistant: Richie Weaver
rweaver@tulane.edu

Assistant: Kevin Wilkinson
kwilkin@tulane.edu



HOUSTON

3100 Cullen Blvd.
Houston, TX 77004
713/743-9404

Fax 713/743-9411

Associate AD: Chris Burkhalter
cburkha@mail.uh.edu

Assistant: TBA

Assistant: Jeff Conrad
jaconrad@mail.uh.edu

Assistant: Ryan Koslen
rkoslen@uh.edu



RICE

PO Box 1892 MS 548
Houston, TX
77251-1892

713/348-4034

Fax 713/348-6019

Assistant AD: Chuck Pool
cpool@rice.edu

Assistant: Ron Mears
rmears@rice.edu

Assistant: John Sullivan
jsully@rice.edu

Assistant: Matt Dunaway
mdunaway@rice.edu



MARSHALL

PO Box 1360
Huntington, WV
25715

304/696-4660

Fax 304/696-2325

Assistant AD: Randy Burnside
burnsid2@marshall.edu

Assistant: Andy Boggs
boggsa@marshall.edu

Assistant: Brandon Parro
parro1@marshall.edu

Baseball SID: Chris Attwood
attwood@marshall.edu



SOUTHERN MISS

118 College Drive #5161
Hattiesburg, MS
39406-0001

601/266-4503

Fax 601/266-4507

Assistant AD: Jack Duggan
jack.duggan@usm.edu

Associate: Shirley Hill
shirley.jones-hill@usm.edu

Assistant: Timothy Andrzejewski
timothy.andrzejewski@usm.edu

Assistant SID: Jason Kirksey
jason.kirksey@usm.edu



UAB

115 Bartow Arena
617 13th Street South
Birmingham, AL
35294-4520

205/934-0722

Fax 205/975-7505

Assistant AD: Norm Reilly
nreilly@uab.edu

Associate: Aaron Jordan
jordana@uab.edu

Assistant: Michelle Cunningham
mcunning@uab.edu

Assistant: Mark Vellek
mvellek@uab.edu



UCF

4000 Central Florida Blvd.
Orlando, FL 32816
407/823-ext.

Fax 407/823-5266

Assistant AD: Joe Hornstein
joehorn@athletics.ucf.edu

Associate: Ryan Powell
rpowell@athletics.ucf.edu

Assistant: Doug Richards (2142)
dorichar@athletics.ucf.edu

Assistant: Brian Ormiston
bormiston@athletics.ucf.edu

Assistant: Sarah Tarasewicz
sarah@athletics.ucf.edu



Baseball contact in bold italics.



**Rawlings is a
Proud Sponsor
of Conference USA**



COME HOME TO **E★USA**TM
COLLEGE BASEBALL
ON CSTV.

NCAA 
BASEBALL

ON 

CSTVXXL

CATCH THOUSANDS OF LIVE GAMES,
TRACK ALL THE LATEST SCORES, AND
GET EXCLUSIVE IN-DEPTH COVERAGE ON
TEAMS ACROSS THE COUNTRY STREAMED
RIGHT TO YOUR COMPUTER WITH CSTV XXL.

SIGN UP TODAY AT WWW.CSTVXXL.COM





Be there for the next big moment.

Whether it's cheering for your school as it brings home a championship, being there as a friend wins an unforgettable match, or watching a family member walk across the graduation stage, big moments happen every day in Conference USA. Don't miss a minute of it. To get the full story behind each of these big moments, go to ConferenceUSA.com.

EUSATM
TRADITION LIVES HERE



