



DUKE

FOOTBALL

SHAKA
HEYWARD

MATEO
DURANT

2021 MEDIA GUIDE





COME FOR IT ALL

Come for the tailgates, tailbacks and everything you love about ACC Football. Come for the culture, the camaraderie and unrivaled coverage, year-round. Come for more than the game. **Come for it all.**



GetACCN.com | Join us @ACCNetwork



DIRECTORY

MEDIA INFORMATION

Quick Facts	1
Credits	1
Media Information & 2021 Opponent SID Information	2
2021 Team Analysis	3
2021 Schedule	3
2020 Results	3
2021 Roster	4-5
2021 Pronunciation Guide	5
2021 Preseason Positional Breakdown	6
2021 ACC Composite Schedule	BC

PLAYERS

Player Biographical Sketches	8-48
------------------------------	------

STAFF

David Cutcliffe	50-56
Zac Roper	57-58
Trooper Taylor	59
Ben Albert	60-61
Re'quan Boyette	62-63
Jeff Faris	64
Matt Guerrieri	65
Kirk Benedict	66
Greg Frey	67
Calvin Magee	68
Sam McGrath	69
Quinn Billerman	70
Austin Davis	70
Dan Hicks	70
Kevin Hodges	71
Justin Manning	71
Tee Mitchell	71
Matt O'Donnell	71-72
Mitch Singler	72
Zach Sparber	72
Nina E. King	73
Duke Football Administration	73
Sports Performance	74
Sports Medicine	74
Academic Support	74
Nutrition	74
Equipment Staff	74
Video Operations	74
Football Relations	75
Administrative	75
Athletic Facilities & Game Operations	75
Communications	75
Blue Devil Network	75
Digital Media	75
Blue Devil Sports Network from Learfield	75
Duke Athletics Senior Administration	76

2020 IN REVIEW

2020 Notebook	78
2020 Results	79
2020 Honors	79
2020 Game Summaries	79-84
2020 Statistics	85-86
2020 Starting Lineups	86
2020 ACC Standings & Bowl Results	87
2020 ACC Awards	87
2020 ACC Statistics	88-89

2021 DUKE FOOTBALL MEDIA GUIDE

EDITOR

Kat Castner

ASSISTANT EDITORS

Jeff Friday & Art Chase

RESEARCH ASSISTANCE

Colin Small, John Roth

EDITORIAL CONTRIBUTORS

Brad Amersbach, Sullivan Bortner, Jean O. Brooks, Cory Foote, Leslie Gaber, Julie Jurich, Tommy Kollias, Sarah Leggett, Nick Macdonald, Meredith Rieder, Ashley Wolf

COVER DESIGN

Will Britton

PHOTOGRAPHY

Duke Athletics, Frank Seldon, Grant Shorin

PRINTING

Telepathic Graphics
Raleigh, N.C.

SPECIAL THANKS

Adam Barnes
Mark Gauley

2020 ACC & NCAA Statistical Rankings	89
2020 Departed Lettermen	90-92

HISTORY

Annual Ledger	94
All-Time Results	95-103
Series Ledgers	104-106
Milestone Games & Wins	106
Largest Crowds	106
Bowl Game Summaries	107-113
ACC Championship Game Summary	114
Overtime Games	115
Duke in the <i>Associated Press</i> Poll	115
Homecoming Results	115
Duke vs. Nationally-Ranked Opponents	116
Duke When Nationally-Ranked	117
Largest Comebacks	118
Wins in Final Minute	118
Wins on Final Snap	118
Fourth Quarter & OT Wins	119
Duke vs. No. 1	120
Duke vs. Reigning National Champions	120
Duke in the Heisman Trophy Balloting	120
Duke vs. Heisman Trophy Recipients	120
All-Time Lettermen	121-128
All-Time Captains	129
Coaching Ledger	130
All-Time Assistant Coaches	130
Honors & Awards	131-139
All-Star Game Participation	139
All-America Biographical Sketches	140-145
College Football HOF Biographical Sketches	146
Pro Football HOF Biographical Sketches	147
Professional Draft Picks	148
NFL Roster	149
NFL Honors	149
Super Bowl Participation	149
Duke Quarterbacks	150-179
Duke Quarterback Debuts	180

RECORDS

Passing	182-193
Rushing	194-200
Receiving	201-211
Miscellaneous Game Superlatives	212-214
All-Purpose & Total Offense	215
Scoring & 150-Point Scorers	216
Placekicking	217-218
Scoring Return	219
Returns	220-222
Punting	223
Defensive	224-227
Freshman	228-232
Team & Scoring Superlatives	233
Annual Leaders	234-239
Annual Team & Opponent Statistics	240-241
Opponent 300-Yard & 100-Yard Games	242-243
Team Bowl Game	244-245
Individual Bowl Game	246-254
Bowl Game Long Plays	255
Long Plays	256

QUICK FACTS

DUKE UNIVERSITY

Location	Durham, N.C.
Founded	1838
Enrollment	6,542
Nickname	Blue Devils
School Colors	Duke Blue & White
Stadium	Brooks Field at Wallace Wade Stadium
Capacity/Surface	40,004/Natural grass
President	Vincent E. Price
VP & Director of Athletics	Nina E. King
Chair, Duke Athletic Council	Linda Franzoni
Faculty Athletic Representative	Martha Putallaz

2021 DUKE FOOTBALL PREVIEW

Offense	Multiple
Defense	4-2-5
2020 Overall Record	2-9
2020 ACC Record (Finish)	1-9 (T14th)
Lettermen Returning	77
	(40 Offense; 31 Defense; 6 Special Teams)
Lettermen Lost	25
	(14 Offense; 9 Defense; 2 Special Teams)
Starters Returning	13
	(5 Offense; 5 Defense; 3 Special Teams)
Starters Lost	12
	(6 Offense; 6 Defense; 0 Special Teams)

DUKE FOOTBALL COACHING STAFF

David Cutcliffe	Head Coach
Alma Mater	Alabama, 1976
Record at Duke/Years	74-88/13
Overall Record/Years	118-117/19+
Zac Roper	Baxter Family Deputy Head Coach (TE)
Trooper Taylor	Associate Head Coach (CB)
Ben Albert	Co-Defensive Coordinator (DL)
Re'quan Boyette	Co-Offensive Coordinator (WR)
Jeff Faris	Co-Offensive Coordinator (QB)
Matt Guerrieri	Co-Defensive Coordinator (S)
Kirk Benedict	Special Teams Coord./Def. Assistant/ Recruiting Coord. (Def.)
Greg Frey	Assistant Coach (OL)/Recruiting Coordinator (Offense)
Calvin Magee	Assistant Coach (RB)
Sam McGrath	Assistant Coach (LB)
Quinn Billerman	Graduate Assistant Coach (Offense)
Austin Davis	Graduate Assistant Coach (Offense)
Dan Hicks	Football Analyst (Defense)
Kevin Hodges	Graduate Assistant Coach (Defense)
Justin Manning	Special Asst. to the Head Coach/Defensive Quality Control
Tee Mitchell	Football Analyst (Offense)
Matt O'Donnell	Football Analyst (Defense)
Mitch Singler	Offensive Quality Control Coordinator
Zach Sparber	Graduate Assistant Coach (Defense)
Kevin Lehman	Executive Dir. of Football Administration and Chief of Staff

DUKE FOOTBALL HISTORY

First Season	1888
All-Time Record/Seasons	518-538-31 (.477)/108
All-Time Bowl Record	6-8
Last Bowl Game/Year	Walk-On's Independence/2018
Result	56-27 win vs. Temple

MEDIA INFORMATION

DUKE SPORTS INFORMATION CONTACTS

Kat Castner, Senior Associate Director of Communications
 Primary Football Contact and Credentialing
 • 919.684.8708 (office) • 984-245-5940 (cell)
 • Kat.Castner@duke.edu (email)

Art Chase, Sr. Associate AD/External Affairs
 Coach Cutcliffe
 • 919-684-2614 (office) • 919-599-9820 (cell)
 • Chasea@duke.edu (email)

Jeff Friday, Assistant Director of Communications
 Secondary Football Contact
 • 919-6846934 (office) • 704-214-1033 (cell)
 • Jeff.Friday@duke.edu (email)

DUKE FOOTBALL ON SOCIAL MEDIA

- The official Twitter, Facebook and Instagram accounts of the Duke football program are @DukeFOOTBALL
- The official Twitter account of head coach David Cutcliffe is @DavidCutcliffe

GODUKE.COM

- Game notes, statistics, feature stories and other pertinent information regarding Duke football can be found on GoDuke.com, the official website of Duke Athletics
- Each Monday of Duke's traditional game week, head coach David Cutcliffe's press conference will be streamed live on ACC Network Extra at 1:30 p.m.

GLENN E. (TED) MANN PRESS BOX

- Named after former Sports Information Director Ted Mann, the Duke press box is located on the fourth floor of Blue Devil Tower at Brooks Field at Wallace Wade Stadium ... Admittance is by credential only
- A charter inductee of the CoSIDA Hall of Fame, Mann served the Duke athletic department for nearly 47 years before retiring in 1973
- Cheering in the press box will not be tolerated ... Violators of this policy will be asked to leave

MEDIA CREDENTIALS

- Media representatives should direct requests regarding credentials to Art Chase
- Duke reserves the right to refuse any credential request deemed not to be in the best interest of the University

LOCKER ROOM POLICY

- The Duke locker room is closed to the media at all times
- Following all home games, David Cutcliffe and selected student-athletes will address the media. Specific post-game protocols will be determined at a later date
- Road accommodations for Cutcliffe and Duke players will be made based on the respective facility

MEDIA PARKING & WILL CALL

- Media parking is located on levels 4-7 of the Science Drive Garage
- Media will call hours and location will be determined at a later date

DUKE FOOTBALL PRACTICE

- The Duke football team conducts practice Sunday evening, and Tuesday through Friday mornings, during the regular season
- Practices are closed to the media

COLLEGEPRESSBOX.COM

- Collegepressbox is the official media website for Division I football. Access and download game notes, quotes, statistics, media guides, headshots, logos and more for all FBS schools, conferences, postseason games, awards and the College Football Playoff. For access, please register for an account at collegepressbox.com/register

ACC NETWORK

- Owned and operated by ESPN in partnership with the Atlantic Coast Conference, ACC Network (ACCN) and its digital platform ACCNX is a 24/7 national network dedicated to ACC sports that launched on August 22, 2019. ACCN features regular-season and tournament games from across the conference's 27 sponsored sports plus a complement of news and information shows and original programming. ESPN has been televising ACC content since 1979 and has exclusive rights to every conference-controlled game across all sports and championships. Carriage agreements are in place with the following video providers: AT&T TV, Cox, DIRECTV, DISH Network, fuboTV, Google Fiber, Hulu+ Live TV, Optimum, Sling TV, Spectrum TV, Suddenlink, Verizon Fios, YouTube TV, members of the NCTC, NRTC and Vivacast, among others. All ACCN games will also be available on the ESPN app to authenticated subscribers. Fans interested in learning more about ACCN can visit www.GetACCn.com

ACC MEDIA PORTAL

- Highlights & Press Conferences: The ACC and XOS Digital have partnered to provide individual highlight packages from all ACC-controlled regular season football and men's basketball games to approved TV news affiliates for the 2021-22 seasons. Upon the conclusion of each game, highlights will be available for local TV news affiliates to download and use in televised news programming at no cost. Outlets may access the highlights, along with any weekly head coach press conferences, through the ACC Media Portal. This portal replaces the ACC Video Clip Service (AVCS). The use of ACC game highlights provided through the ACC Media Portal remain subject to those restrictions outlined in the ACC News Access Guidelines. Interested affiliates should email licensing@xosdigital.com to register for the ACC Media Portal and for additional information. Approved affiliates will receive a confirmation email along with credentials to access the ACC Media Portal

INTERVIEW PROCEDURES

- Student-Athletes and Assistant Coaches: All interviews with Duke student-athletes and assistant coaches must be arranged through the Communications Office by contacting Kat Castner
- David Cutcliffe: For interviews with head coach David Cutcliffe, please contact Art Chase

DUKE ALL-ACCESS WITH COACH DAVID CUTCLIFFE

- Duke All-Access with Coach David Cutcliffe is produced by Learfield IMG College
- The 30-minute program includes head coach David Cutcliffe's analysis of every Duke football game, plus features on the team and players, with host Rebecca Fiorentino and analyst Dave Harding
- The show airs Sundays at 12 noon on ABC-11 WTVD in the Raleigh-Durham market and is also available on Saturdays at 9:30 a.m. on Bally Sports South and each week on MASN, with digital replays available on the Duke Athletics YouTube channel

BLUE DEVIL SPORTS NETWORK FROM LEARFIELD IMG COLLEGE

- David Shumate is in his fifth year as the play-by-play broadcaster for Duke football and men's basketball ... Named the Director of Broadcasting on June 12, 2017, Shumate replaced Hall of Fame announcer Bob Harris, who retired in 2017 after 41 years as the Voice of the Blue Devils ... A 2006 graduate of Appalachian State University, Shumate's prior broadcasting experience includes play-by-play duties for the Mid-American Conference championship football game (2010-16), SEC Men's Basketball Tournament (2011-17) and SEC Baseball Tournament (2013-17)
- The 2021 season marks Dave Harding's fifth as the lead analyst for Duke football broadcasts ... Harding, who started 41 games along the offensive line at Duke and was a team captain in 2013 when the Blue Devils captured the ACC Coastal Division championship, served the 2016 season as the sideline reporter
- John Roth continues to serve as the pregame show host and sideline reporter in 2021 ... He also serves as the lead analyst for Blue Devil men's basketball
- John Rose serves as the network's engineer
- A complete listing of the network affiliates may be found at GoDuke.com

MORE INFORMATION

Address	3100 Tower Blvd., Suite 404 Durham, N.C. 27707
Phone	919-286-1498
Website	Learfield.com
General Manager	Patrick Streko
Associate General Manager	Brian French
Senior Editor/Producer	John Roth
Manager - Business Development	Chaz Dawson
Manager - Business Development	Matt Palmer
Director - Broadcast	David Shumate
Partner Services Coordinator	Ari Snyder
Partner Services Coordinator	Kat Sokirka
Social Plus Correspondent	Will Britton
Play-By-Play (FB & MBKB)	David Shumate
Play-By-Play (WBKB)	Chris Edwards
Analyst (FB)	Dave Harding
Analyst (MBKB)	John Roth
Sideline Reporter (FB)	John Roth
Pregame Host (FB & MBKB)	John Roth
Engineer (FB & MBKB)	John Rose

2021 OPPONENT SPORTS INFORMATION DIRECTORY

Charlotte	Kansas	Miami	North Carolina A&T	Pittsburgh	Virginia Tech
Football Contact Tom Whitestone	Football Contact Daniel Berk	Football Contact Camron Ghorbi	Football Contact Brian Holloway	Football Contact E.J. Borghetti	Football Contact Pete Moris
E-mail tewhites@uncc.edu	E-mail dberk@ku.edu	E-mail c.ghorbi@miami.edu	E-mail bmhollow@ncat.edu	E-mail eborghetti@athletics.pitt.edu	E-mail morisvt@vt.edu
Office Phone (704) 687-1022	Office Phone (785) 312-2159	Office Phone (305) 284-3230	Office Phone (336) 285-3608	Office Phone (412) 648-8240	Office Phone (540) 231-9966
Cell Phone (980) 253-4951	Cell Phone (785) 312-2159	Cell Phone (786) 877-7329	Cell Phone (336) 328-6719	Cell Phone (412) 491-5110	Cell Phone (816) 213-5411
Website charlotte49ers.com	Website kuathletics.com	Website miamihurricanes.com	Website ncataggies.com	Website pittsburghpanthers.com	Website hokiesports.com
Georgia Tech	Louisville	North Carolina	Northwestern	Virginia	Wake Forest
Football Contact Mike Flynn	Football Contact Rocco Gasparro	Football Contact Jeremy Sharpe	Football Contact Paul Kennedy	Football Contact Vincent Briedis	Football Contact Will Pantages
E-mail mflynn@athletics.gatech.edu	E-mail rocco.gasparro@louisville.edu	E-mail jsharpe7@unc.edu	E-mail pkennedy@northwestern.edu	E-mail vb7s@virginia.edu	E-mail pantagw@wfu.edu
Office Phone (404) 894-5445	Office Phone (502) 852-0102	Office Phone (919) 962-9135	Office Phone (847) 467-2028	Office Phone (434) 982-5533	Office Phone (336) 758-2347
Cell Phone (828) 964-6406	Cell Phone (502) 262-2258	Cell Phone (520) 275-9895	Cell Phone (312) 497-5990	Cell Phone (434) 326-3792	Cell Phone (352) 275-3398
Website ramblinwreck.com	Website gocards.com	Website goheels.com	Website nusports.com	Website virginiasports.com	Website godeacs.com

2021 TEAM ANALYSIS

LETTERMEN RETURNING (77)

Offense (41): OT Peace Addo, RB Grissim Anderson, WR Edwin Barnes III, OT Graham Barton, WR Jake Bobo, WR Malik Bowen-Sims, WR Jalon Calhoun, OT Ron Carr, RB Jaylen Coleman, QB Jack Colyar, TE Nicky Dalmolin, QB Luca Diamont, RB Mataeo Durant, TE Cole Finney, WR Jarett Garner, OT John Gelotte, WR Darrell Harding Jr., WR Joe Hardison, OT Anthony Hinton, OT Casey Holman, QB Gunnar Holmberg, WR Trevor Horton, RB Nate Kyei-Donkor, TE Patrick Leitten, TE Jake Marwede, OG Maurice McIntyre, OG Jacob Monk, WR Eli Pancol, C Addison Penn, OT Calib Perez, TE Brendan Pernecky, WR Jontavis Robertson, WR William Robertson, TE Mason Russell, TE Matt Smith, QB Gavin Spurrier, OG Zach Thomson, RB Jordan Waters, C Jack Wohlabaugh, C Elijah Wroten

Defense (31): S Jalen Alexander, CB Josh Blackwell, S Cole Carteaux, DT DeWayne Carter, DE Ahmad Craig, CB Tony Davis, DE Zamari Ellis, S Isaiah Fisher-Smith, DE Ben Frye, LB Shaka Heyward, S James Hopson II, S Da'Quan Johnson, CB Leonard Johnson, DT Michael Larbie, CB Jeremiah Lewis, S Steve Mann, LB Dorian Mausi, DE R.J. Oben, DE Caleb Oppan, DT Aeneas Peebles, DE Michael Reese, DT Christian Rorie, DT Gary Smith III, LB Ryan Smith, LB Sayyid Stevens, S Jaylen Stinson, S Nate Thompson, CB Ken Torain, CB Khilan Walker, S J'Marick Woods, S Lummie Young IV

Special Teams (6): LS Jack Griffin, K Charlie Ham, P Jackson Hubbard, LS Colin Ross, LS John Taylor, P Porter Wilson

LETTERMEN LOST (25)

Offense (14): TE Mark Birmingham, QB Chase Brice, OG Rakavius Chambers, TE Noah Gray, OT Devery Hamilton, RB Marvin Hubbard III, RB Deon Jackson, QB Daniel Karlin, QB Chris Katrenick, OG Robert Kraeling, WR Damond Philyaw-Johnson, WR Dennis Smith, C Will Taylor, TE Aaron Wright

Defense (9): S Michael Carter II, DE Victor Dimukeje, CB Mark Gilbert, LB Christian Hood, DE Drew Jordan, DE Chris Rumph II, LB Rocky Shelton II, DT Derrick Tangelo, S Marquis Waters

Special Teams (2): K Matthew Cone, K Jack Driggers

STARTERS RETURNING (13)

Offense (5): OT Graham Barton+, WR Jake Bobo, WR Jalon Calhoun, OT Casey Holman, OG Jacob Monk

Defense (5): DE Ben Frye~, LB Shaka Heyward, CB Leonard Johnson, CB Jeremiah Lewis, S Nate Thompson/Lummie Young IV

Special Teams (3): K Charlie Ham, LS John Taylor, P Porter Wilson

STARTERS LOST (12)

Offense (6): QB Chase Brice, OG Rakavius Chambers, OT Devery Hamilton, RB Deon Jackson, TE Noah Gray, WR Dennis Smith,

Defense (6): C Michael Carter II, DE Victor Dimukeje, DE Chris Rumph II, LB Rocky Shelton II, DT Derrick Tangelo, C Marquis Waters

Special Teams (0): None

2021 SCHEDULE

				*ACC Game
SEPTEMBER				
3	at Charlotte	Charlotte, N.C.	CBSSN	7 p.m.
10	NORTH CAROLINA A&T	DURHAM, N.C.	ACCN	8 p.m.
18	NORTHWESTERN	DURHAM, N.C.	ACCN	4 p.m.
25	KANSAS	DURHAM, N.C.		TBA
OCTOBER				
2	at North Carolina*	Chapel Hill, N.C.		TBA
9	GEORGIA TECH*	DURHAM, N.C.		TBA
16	at Virginia*	Charlottesville, Va.		TBA
30	at Wake Forest*	Winston-Salem, N.C.		TBA
NOVEMBER				
6	PITTSBURGH*	Durham, N.C.		TBA
13	at Virginia Tech*	Blacksburg, Va.		TBA
18	LOUISVILLE*	Durham, N.C.	ESPN	7:30 p.m.
27	MIAMI*	Durham, N.C.		TBA

CLASS BREAKDOWN (Scholarship only)

FRESHMEN (18): CB Cameron Bergeron, S Trent Broadnax, DE Trey Brown III, RB Trent Davis, D Placide Djungu-Sungu, LB Tre Freeman*, WR Sahmir Hagans, DE Aaron Hall*, S Brandon Johnson*, C Andrew Jones, QB Riley Leonard, CB Dylan Merrell, RB Jaquez Moore, QB Jordan Moore*, LB Nick Morris Jr.*, CB Joshua Pickett*, OT Justin Pickett, DT Mandela Tobin

REDSHIRT FRESHMEN (4): QB Luca Diamont, TE Cole Finney, C Addison Penn, OT Calib Perez

SOPHOMORES (12): OT Graham Barton, WR Malik Bowen-Sims, TE Nicky Dalmolin, S Isaiah Fisher-Smith, S Da'Quan Johnson, LB Dorian Mausi, DT Aeneas Peebles, DE Michael Reese, WR Jontavis Robertson, DT Gary Smith III, LB Ryan Smith, S Jaylen Stinson

REDSHIRT SOPHOMORES (15): OT Ron Carr, DT DeWayne Carter, RB Jaylen Coleman, DE Ahmad Craig, CB Tony Davis, OT John Gelotte, K Charlie Ham, DE R.J. Oben, DE Caleb Oppan, DT Christian Rorie, TE Matt Smith, LB Sayyid Stevens, RB Jordan Waters, P Porter Wilson, C Elijah Wroten

JUNIORS (5): S Jalen Alexander, WR Jalon Calhoun, WR Darrell Harding Jr., OG Jacob Monk, WR Eli Pancol

REDSHIRT JUNIORS (10): OT Peace Addo, DE Zamari Ellis, DT Ja'Mion Franklin, WR Jarett Garner, LB Shaka Heyward, OT Casey Holman, CB Jeremiah Lewis, OG Maurice McIntyre, S Nate Thompson, CB Ken Torain

SENIORS (2): WR Jake Bobo, RB Mataeo Durant

REDSHIRT SENIORS (4): CB Leonard Johnson, TE Jake Marwede, C Jack Wohlabaugh, S Lummie Young IV

GRADUATE STUDENTS (15): CB Josh Blackwell, WR Scott Boylan, LB Colby Campbell, OG Brian Foley, DE Ben Frye, QB Gunnar Holmberg, P Jackson Hubbard, RB Nate Kyei-Donkor, TE Patrick Leitten, CB Dominique Long, S Steve Mann, OG Kade Parmelly, LS John Taylor, OT Carson Van Lynn, S J'Marick Woods

NON-SCHOLARSHIP (28)

GRADUATE STUDENTS (3): K Matt Alswanger, LB Adam Fakih, RB Nakeie Montgomery

SENIORS (3): S Cole Carteaux, WR Joe Hardison, OG Zach Thomson

JUNIORS (6): QB Jack Colyar, LS Jack Griffin, OT Anthony Hinton, WR Trevor Horton, DT Michael Larbie, QB Gavin Spurrier

REDSHIRT SOPHOMORES (1): TE Mason Russell

SOPHOMORES (8): RB Grissim Anderson, WR Edwin Barnes III, WR Brandon Hersh, S James Hopson II, TE Brendan Pernecky, WR William Robertson, LS Colin Ross, CB Khilan Walker

FRESHMEN (7): LS Curtis Cooper, LS Casey Donahue, LB Jason Hoffman, RB Calvin Kim, WR Nick Lampert, OL Ethan Niang, K Connor Wood

* Enrolled at Duke in January 2021

+ Started at C in five games | ~ Started at DT in nine games

2020 RESULTS

(2-9 Overall; 1-9 ACC)

*ACC game

SEPTEMBER				
12	at [10] Notre Dame*	South Bend, Ind.	L	13-27
19	BOSTON COLLEGE*	DURHAM, N.C.	L	6-26
26	at Virginia*	Charlottesville, Va.	L	20-38
OCTOBER				
3	VIRGINIA TECH*	DURHAM, N.C.	L	31-38
10	at Syracuse*	Syracuse, N.Y.	W	38-24
17	at NC State*	Raleigh, N.C.	L	20-31
31	CHARLOTTE	DURHAM, N.C.	W	53-19
NOVEMBER				
7	NORTH CAROLINA*	DURHAM, N.C.	L	24-56
28	at Georgia Tech*	Atlanta, Ga.	L	33-56
DECEMBER				
5	[9] MIAMI*	DURHAM, N.C.	L	0-48
12	at Florida State*	Tallahassee, Fla.	L	35-56

2021 ROSTER

No.	Name	Pos.	Ht.	Wt.	Yr.	Hometown/High School	No.	Name	Pos.
0	Joe Hardison	WR	5-10	175	Sr.	Darien, Conn./Taft School	76	Peace Addo	OT
1	Jontavis Robertson	WR	5-11	195	So.	Gray, Ga./Jones County	32	Jalen Alexander	S
2	Luca Diamont	QB	6-3	190	R-Fr.	Venice, Calif./Venice	49	Matt Alswanger	K
3	Darrell Harding Jr.	WR	6-4	225	Jr.	Winter Garden, Fla./West Orange	41	Grissim Anderson	RB
4	Cameron Bergeron	CB	6-0	185	Fr.	Albany, Ga./Westover	23	Edwin Barnes III	WR
4	Nick Lampert	WR	6-0	180	Fr.	Miami, Fla./Ransom Everglades	62	Graham Barton	OT
5	Jalon Calhoun	WR	5-11	190	Jr.	Greenville, S.C./Southside	4	Cameron Bergeron	CB
6	Eli Pancol	WR	6-3	200	Jr.	Pendleton, Ind./Pendleton Heights	31	Josh Blackwell	CB
7	Jordan Waters	RB	6-1	210	R-So.	Fairmont, N.C./Fairmont	19	Jake Bobo	WR
8	Jordan Moore	QB	6-2	180	Fr.	Sykesville, Md./Loyola Blakefield	18	Malik Bowen-Sims	WR
9	J'Marick Woods	S	6-3	215	Gr.	Florence, Ala./Florence/Michigan	89	Scott Boylan	WR
10	James Hopson II	S	6-0	190	So.	Leesburg, Ga./Lee County	14	Trent Broadnax	S
10	Riley Leonard	QB	6-4	205	Fr.	Fairhope, Ala./Fairhope	95	Trey Brown III	DE
11	Isaiah Fisher-Smith	S	6-0	205	So.	Greensboro, N.C./Page	5	Jalon Calhoun	WR
12	Gunnar Holmberg	QB	6-3	205	Gr.	Wake Forest, N.C./Heritage	45	Colby Campbell	LB
13	Jack Colyar	QB	6-3	190	Jr.	Langhorne, Pa./Archbishop Wood	74	Ron Carr	OT
13	Tony Davis	CB	6-2	195	R-So.	Gastonia, N.C./Hunter Huss	24	Cole Carteaux	S
14	Trent Broadnax	S	6-1	190	Fr.	Savannah, Ga./Benedictine Military School	90	DeWayne Carter	DT
15	Placide Djungu-Sungu	S	6-1	170	Fr.	Arlington, Texas/James Martin	22	Jaylen Coleman	RB
15	Nakeie Montgomery	RB	5-11	200	Gr.	Dallas, Texas/Episcopal School of Dallas	13	Jack Colyar	QB
16	Gavin Spurrier	QB	6-4	215	Jr.	Bowling Green, Ky./South Warren	73	Curtis Cooper	LS
16	Jaylen Stinson	S	5-8	165	So.	Opelika, Ala./Opelika	91	Ahmad Craig	DE
17	Da'Quan Johnson	S	6-1	200	So.	Flomaton, Ala./Flomaton	81	Nicky Dalmolin	TE
18	Malik Bowen-Sims	WR	6-3	190	So.	Mount Juliet, Tenn./Mount Juliet Senior	13	Tony Davis	CB
19	Jake Bobo	WR	6-5	215	Sr.	North Andover, Mass./Belmont Hill	25	Trent Davis	RB
20	Jaquez Moore	RB	5-11	195	Fr.	Live Oak, Fla./Suwannee	2	Luca Diamont	QB
21	Mataeo Durant	RB	6-1	195	Sr.	Plum Branch, S.C./McCormick	15	Placide Djungu-Sungu	S
21	Khilan Walker	CB	5-9	170	So.	Nesbit, Miss./Lewisburg	56	Casey Donahue	LS
22	Jaylen Coleman	RB	6-1	205	R-So.	Matthews, N.C./Porter Ridge	21	Mataeo Durant	RB
23	Edwin Barnes III	WR	6-1	195	So.	Charlotte, N.C./Covenant Day School	83	Zamari Ellis	DE
23	Lummie Young IV	S	6-1	205	R-Sr.	Anderson, S.C./Westside	46	Adam Fakh	LB
24	Cole Carteaux	S	6-2	210	Sr.	Brentwood, Tenn./Ravenwood	82	Cole Finney	TE
24	Jarett Garner	WR	6-3	210	R-Jr.	Harrisburg, N.C./Hickory Ridge	11	Isaiah Fisher-Smith	S
25	Trent Davis	RB	5-10	170	Fr.	Attalla, Ala./Etoway	64	Brian Foley	OG
26	Joshua Pickett	CB	6-1	180	Fr.	Demorest, Ga./Habersham Central	55	Ja'Mion Franklin	DT
26	William Robertson	WR	6-1	190	So.	Montgomery, Ala./Montgomery	48	Tre Freeman	LB
27	Nate Kyei-Donkor	RB	5-10	170	Gr.	Orlando, Fla./University HS	93	Ben Frye	DE
28	Dylan Merrell	CB	6-1	175	Fr.	Alpharetta, Ga./Alpharetta	24	Jarett Garner	WR
29	Nate Thompson	S	6-3	200	R-Jr.	Sanford, N.C./Southern Lee	70	John Gelotte	OT
30	Brandon Johnson	S	5-11	180	Fr.	Newton, N.C./Newton-Conover	72	Jack Griffin	LS
31	Josh Blackwell	CB	6-0	175	Gr.	Buford, Ga./Buford	85	Sahmir Hagans	WR
32	Jalen Alexander	S	5-11	160	Jr.	Loganville, Ga./Grayson	96	Aaron Hall	DE
33	Leonard Johnson	CB	6-1	190	R-Sr.	Hayden, Ala./Hayden	44	Charlie Ham	K
34	Sayyid Stevens	LB	6-3	225	R-So.	Midway, Ga./Calvary Day School	3	Darrell Harding Jr.	WR
35	Dorian Masi	LB	6-2	210	So.	Detroit, Mich./Univ. of Detroit Jesuit	0	Joe Hardison	WR
36	Nick Morris Jr.	LB	6-3	225	Fr.	Austin, Texas/Westlake	83	Brandon Hersh	WR
37	Jackson Hubbard	P	6-3	180	Gr.	Dallas, Texas/Highland Park	42	Shaka Heyward	LB
37	Ken Torain	CB	6-3	180	R-Jr.	Tampa, Fla./Jesuit	73	Anthony Hinton	OT
38	Dominique Long	CB	6-2	195	Gr.	Westerville, Ohio/Westerville South/Michigan State	54	Jason Hoffman	LB
39	Jeremiah Lewis	CB	6-1	190	R-Jr.	Lewisville, Texas/Prestonwood Christian	78	Casey Holman	OT
40	Ryan Smith	LB	6-2	210	So.	Acworth, Ga./Harrison	12	Gunnar Holmberg	QB
41	Grissim Anderson	RB	6-2	230	So.	Knoxville, Tenn./Webb School	10	James Hopson II	S
42	Shaka Heyward	LB	6-4	220	R-Jr.	Dacula, Ga./Mill Creek	84	Trevor Horton	WR
44	Charlie Ham	K	6-2	180	R-So.	Atlanta, Ga./The Westminster School	37	Jackson Hubbard	P
45	Colby Campbell	LB	6-0	230	Gr.	Montmorenci, S.C./South Aiken/Presbyterian	30	Brandon Johnson	S
46	Adam Fakh	LB	6-2	220	Gr.	Dearborn Heights, Mich./Detroit Country Day/Michigan	17	Da'Quan Johnson	S
46	Mason Russell	TE	6-2	245	R-So.	Windermere, Fla./Windermere Preparatory	33	Leonard Johnson	CB
47	Calvin Kim	RB	5-11	197	Fr.	Palos Verdes, Calif./Palos Verdes Peninsula	66	Andrew Jones	C
47	Steve Mann	S	6-0	205	Gr.	Farmington Hills, Mich./Detroit Country Day	47	Calvin Kim	RB
48	Tre Freeman	LB	6-1	230	Fr.	Durham, N.C./Northern	27	Nate Kyei-Donkor	RB
49	Matt Alswanger	K	5-11	190	Gr.	Stamford, Conn./Westhill/Tufts	4	Nick Lampert	WR
49	Connor Wood	K	5-10	170	Fr.	Lexington, Tenn./Lexington	74	Michael Larbie	DT
50	Jack Wohlabough	C	6-4	305	R-Sr.	Akron, Ohio/Walsh Jesuit/Ohio State	87	Patrick Leitten	TE

2021 ROSTER

No.	Name	Pos.	Ht.	Wt.	Yr.	Hometown/High School	No.	Name	Pos.
51	Mandela Tobin	DT	6-4	270	Fr.	San Diego, Calif./Westview	10	Riley Leonard	QB
52	Addison Penn	C	6-3	300	R-Fr.	Southlake, Texas/Carroll Senior	39	Jeremiah Lewis	CB
53	Ethan Niang	OG	6-6	300	Fr.	New Canaan, Conn./Taft School	38	Dominique Long	CB
54	Jason Hoffman	LB	5-11	210	Fr.	Memphis, Tenn./Lewisburg [Miss.]	47	Steve Mann	S
55	Ja'Mion Franklin	DT	6-1	310	R-Jr.	Ridgely, Md./North Carolina/Notre Dame	88	Jake Marwede	TE
56	Casey Donahue	LS	6-4	220	Fr.	Traverse City, Mich./Traverse City Saint Francis	35	Dorian Mausi	LB
57	John Taylor	LS	6-2	210	Gr.	Snellville, Ga./Grayson	71	Maurice McIntyre	OG
58	Gary Smith III	DT	6-2	320	So.	Shelbyville, Tenn./Shelbyville Central	28	Dylan Merrell	CB
59	Michael Reese	DE	6-4	250	So.	Nashville, Tenn./Cane Ridge	63	Jacob Monk	OG
61	Zach Thomson	OG	6-5	225	Sr.	Greenwood Village, Colo./Choate Rosemary [Conn.]	15	Nakeie Montgomery	RB
62	Graham Barton	OT	6-6	315	So.	Brentwood, Tenn./Ravenwood	20	Jaquez Moore	RB
63	Jacob Monk	OG	6-3	310	Jr.	Clayton, N.C./Corinth Holders	8	Jordan Moore	QB
64	Brian Foley	OG	6-4	315	Gr.	Clarendon Hills, Ill./Hinsdale Central/Holy Cross	36	Nick Morris Jr.	LB
65	Colin Ross	LS	5-11	255	So.	Knoxville, Tenn./Farragut	53	Ethan Niang	OG
66	Andrew Jones	C	6-4	260	Fr.	Pfafftown, N.C./Ronald W. Reagan	94	R.J. Oben	DE
68	Elijah Wroten	C	6-3	330	R-So.	Oreland, Pa./Germantown Academy	97	Caleb Oppan	DE
69	Kade Parmelly	OG	6-3	305	Gr.	Abilene, Texas/Wylie/Abilene Christian	6	Eli Pancol	WR
70	John Gelotte	OT	6-7	295	R-So.	Roebuck, S.C./Dorman	69	Kade Parmelly	OG
71	Maurice McIntyre	OG	6-2	330	R-Jr.	Jacksonville, N.C./Northside	92	Aeneas Peebles	DT
72	Jack Griffin	LS	6-0	195	Jr.	Nichols Hills, Okla./Heritage Hall	52	Addison Penn	C
73	Curtis Cooper	LS	6-1	190	Fr.	Huntsville, Ala./Randolph School	75	Calib Perez	OT
73	Anthony Hinton	OT	6-2	230	Jr.	Waxhaw, N.C./Marvin Ridge	86	Brendan Pernecky	TE
74	Ron Carr	OT	6-5	275	R-So.	Solon, Ohio/Solon	26	Joshua Pickett	CB
74	Michael Larbie	DT	6-1	265	Jr.	Monroe, N.C./Sun Valley	77	Justin Pickett	OT
75	Calib Perez	OT	6-5	310	R-Fr.	Pearland, Texas/Glenda Dawson	59	Michael Reese	DE
76	Peace Addo	OT	6-6	345	R-Jr.	Silver Spring, Md./St. Frances Academy	1	Jontavis Robertson	WR
77	Justin Pickett	OT	6-7	315	Fr.	Carmel, Ind./Carmel	26	William Robertson	WR
78	Casey Holman	OT	6-4	290	R-Jr.	Snellville, Ga./Brookwood	99	Christian Rorie	DT
79	Carson Van Lynn	OT	6-6	295	Gr.	Columbus, Ohio/Worthington Kilbourne/Pitt	65	Colin Ross	LS
80	Matt Smith	TE	6-5	235	R-So.	Needham, Mass./Needham	46	Mason Russell	TE
81	Nicky Dalmolin	TE	6-4	215	So.	Cumming, Ga./North Forsyth	58	Gary Smith III	DT
82	Cole Finney	TE	6-7	250	R-Fr.	Hingham, Mass./Hingham	80	Matt Smith	TE
83	Zamari Ellis	DE	6-5	240	R-Jr.	Henderson, N.C./Southern Vance	40	Ryan Smith	LB
83	Brandon Hersh	WR	6-3	190	So.	Short Hills, N.J./Seton Hall Prep	16	Gavin Spurrier	QB
84	Trevor Horton	WR	5-9	190	Jr.	Hendersonville, Tenn./Davidson Academy	34	Sayyid Stevens	LB
85	Sahmir Hagans	WR	5-10	190	Fr.	Philadelphia, Pa./Saint Joseph's Prep	16	Jaylen Stinson	S
86	Brendan Pernecky	TE	6-3	230	So.	Pasadena, Calif./Loyola HS	57	John Taylor	LS
87	Patrick Leitten	TE	6-8	270	Gr.	Nashville, Tenn./Ravenwood	29	Nate Thompson	S
88	Jake Marwede	TE	6-6	245	R-Sr.	Lake Forest, Ill./Loyola Academy	61	Zach Thomson	OG
89	Scott Boylan	WR	5-10	185	Gr.	Bakersfield, Calif./Garces Memorial/Brown	51	Mandela Tobin	DT
90	DeWayne Carter	DT	6-3	300	R-So.	Pickerington, Ohio/Pickerington Central	37	Ken Torain	CB
91	Ahmad Craig	DE	6-5	250	R-So.	Buford, Ga./Buford	79	Carson Van Lynn	OT
92	Aeneas Peebles	DT	6-2	280	So.	Raleigh, N.C./Knightdale	21	Khilan Walker	CB
93	Ben Frye	DE	6-3	255	Gr.	Dublin, Ohio/Dublin Coffman	7	Jordan Waters	RB
94	R.J. Oben	DE	6-4	255	R-So.	Montclair, N.J./St. Peters	98	Porter Wilson	P
95	Trey Brown III	DE	6-3	210	Fr.	Phoenix, Ariz./Arcadia	50	Jack Wohlabough	C
96	Aaron Hall	DE	6-4	240	Fr.	Durham, N.C./Southern School of Energy & Sustainability	49	Connor Wood	K
97	Caleb Oppan	DE	6-4	235	R-So.	Kennesaw, Ga./North Cobb	9	J'Marick Woods	S
98	Porter Wilson	P	6-5	225	R-So.	Fairlawn, Ohio/Copley	68	Elijah Wroten	C
99	Christian Rorie	DT	6-6	305	R-So.	Raleigh, N.C./Enloe	23	Lummie Young IV	S

PRONUNCIATION GUIDE

Peace ADDO ADD-oh
Trent BROADNAX BROAD-nax
JALON Calhoun JAY-len
Cole CARTEAUX car-TOE
Nicky DALMOLIN dal-MOLE-in
Luca DIAMONT DIA-mont
PLACIDE DJUNGU-SUNGU ... pluh-SEED JUNE-goo SOON-goo
MATAEO Durant muh-TAY-oh
Adam FAKIH FUH-key
JA'MION Franklin JAY-me-on
John GELOTTE jell-LOT
SAHMIR Hagans SAH-meer
DA'QUAN Johnson DUH-quan

Nate KYEI-DONKOR SHEA-donker
Patrick LEITTEN LIGHT-en
Jake MARWEDE mar-WEE-dee
Dorian MAUSI mah-OO-see
NAKEIE Montgomery nuh-KYE
JAQUEZ Moore JAH-quez
Ethan NIANG knee-YANG
Caleb OPPAN OH-pan
Kade PARMELLY PARM-mellee
AENEAS Peebles a-KNEE-us
Brendan PERNECKY PER-NICK-ee
JONTAVIS Robertson John-TAY-vis
Christian RORIE ROAR-ee

SAYYID Stevens sigh-EED
Ken TORAIN tur-RAIN
KHILAN Walker KY-lynn
Jack WOHLABAUGH WOHL-uh-baugh
J'MARICK Woods ja-MAR-ick
Elijah WROTEN ROW-ten
LUMMIE Young IV LUM-mee

COACHES

RE'QUAN Boyette RAY-quan
Greg FREY FRY
Matt GUERRIERI gur-RARE-ee

2021 PRESEASON POSITIONAL BREAKDOWN (Listed Alphabetically)

QUARTERBACK

Jack Colyar	6-3, 190	Jr.	1V
Luca Diamont	6-3, 190	R-Fr.	1V
Gunnar Holmberg	6-3, 205	Gr.	1V
Riley Leonard	6-4, 205	Fr.	HS
Jordan Moore	6-2, 180	Fr.	HS
Gavin Spurrier	6-4, 215	Jr.	1V

RUNNING BACK

Grissim Anderson	6-1, 230	So.	1V
Jaylen Coleman	6-1, 205	R-So.	2V
Trent Davis	5-10, 170	Fr.	HS
Mataeo Durant	6-1, 195	Sr.	3V
Calvin Kim	5-11, 197	Fr.	HS
Nate Kyei-Donkor	5-9, 170	Gr.	1V
Nakeie Montgomery	6-0, 180	Gr.	---
Jaquez Moore	5-11, 195	Fr.	HS
Jordan Waters	6-1, 210	R-So.	1V

WIDE RECEIVER (x)

Jake Bobo	6-5, 215	Sr.	3V
Jarett Garner	6-3, 210	R-Jr.	1V
Darrell Harding Jr.	6-4, 225	Jr.	2V
Eli Pancol	6-3, 200	Jr.	2V
William Robertson	6-1, 190	So.	1V

WIDE RECEIVER (y)

Malik Bowen-Sims	6-3, 190	So.	1V
Scott Boylan	5-10, 185	Gr.	TRF
Jalon Calhoun	5-11, 190	Jr.	2V
Sahmir Hagans	5-10, 190	Fr.	HS
Joe Hardison	5-10, 175	Sr.	2V
Jontavis Robertson	5-11, 195	So.	1V

WIDE RECEIVER (z)

Edwin Barnes III	6-4, 195	So.	1V
Brandon Hersh	6-3, 190	So.	SQ
Trevor Horton	5-9, 190	Jr.	1V
Nick Lampert	6-0, 180	Fr.	HS
Eli Pancol	6-3, 200	Jr.	2V

TIGHT END

^Nicky Dalmolin	6-4, 215	So.	1V
Cole Finney	6-7, 250	R-Fr.	1V
*Patrick Leitten	6-8, 270	Gr.	1V
Jake Marwede	6-6, 245	R-Sr.	3V
Brendan Pernecky	6-3, 230	So.	1V
Mason Russell	6-2, 245	R-So.	1V
Matt Smith	6-5, 235	R-So.	1V

OFFENSIVE TACKLE

Graham Barton	6-6, 315	So.	1V
Peace Addo	6-6, 345	R-Jr.	1V
Ron Carr	6-5, 275	R-So.	1V
John Gelotte	6-7, 295	R-So.	1V
Casey Holman	6-4, 290	R-Jr.	2V
Anthony Hinton	6-2, 230	Jr.	1V
Calib Perez	6-5, 310	R-Fr.	1V
Justin Pickett	6-7, 315	Fr.	HS
Carson Van Lynn	6-5, 295	Gr.	TRF

OFFENSIVE GUARD

Brian Foley	6-4, 315	Gr.	TRF
Maurice McIntyre	6-2, 330	R-Jr.	2V
Jacob Monk	6-3, 310	Jr.	2V
Ethan Niang	6-6, 300	Fr.	HS
Kade Parmelly	6-3, 305	Gr.	TRF
Zach Thomson	6-5, 225	Sr.	1V

CENTER

Andrew Jones	6-4, 260	Fr.	HS
Addison Penn	6-3, 300	R-Fr.	1V
*Jack Wohlabaugh	6-4, 305	R-Sr.	3V
*Elijah Wroten	6-3, 330	R-So.	1V

DEFENSIVE TACKLE

DeWayne Carter	6-3, 300	R-So.	1V
Ja'Mion Franklin	6-1, 310	R-Jr.	TRF
Michael Larbie	6-1, 265	Jr.	1V
Aeneas Peebles	6-2, 280	So.	1V
Christian Rorie	6-6, 305	R-So.	1V
Gary Smith III	6-2, 320	So.	1V
Mandela Tobin	6-5, 270	Fr.	HS

DEFENSIVE END

Trey Brown III	6-3, 210	Fr.	HS
Ahmad Craig	6-5, 250	R-So.	1V
Zamari Ellis	6-5, 240	R-Jr.	1V
Ben Frye	6-3, 255	Gr.	3V
Aaron Hall	6-4, 240	Fr.	HS
R.J. Oben	6-4, 255	R-So.	1V
Caleb Oppan	6-4, 235	R-So.	1V
Michael Reese	6-4, 250	So.	1V

LINEBACKER (MIKE)

Adam Fakh	6-1, 220	Gr.	TRF
Shaka Heyward	6-4, 220	R-Jr.	2V
Nick Morris Jr.	6-3, 225	Fr.	HS
Ryan Smith	6-2, 210	So.	1V

LINEBACKER (WILL)

Colby Campbell	6-0, 230	Gr.	TRF
Tre Freeman	6-1, 230	Fr.	HS
Jason Hoffman	5-11, 210	Fr.	HS
*Dorian Maus	6-2, 210	So.	1V
Sayyid Stevens	6-3, 225	R-So.	1V

CORNERBACK

Cameron Bergeron	6-0, 185	Fr.	HS
*Josh Blackwell	6-0, 175	Gr.	3V
Tony Davis	6-2, 195	R-So.	1V
Leonard Johnson	6-1, 190	R-Sr.	3V
Jeremiah Lewis	6-1, 190	R-Jr.	1V
Dominique Long	6-2, 195	Gr.	TRF
Dylan Merrell	6-1, 175	Fr.	HS
Joshua Pickett	6-1, 180	Fr.	HS
Ken Torain	6-3, 180	R-Jr.	1V
Khilan Walker	5-9, 170	So.	1V

SAFETY (ROVER)

Trent Broadnax	6-1, 190	Fr.	HS
Isaiah Fisher-Smith	6-0, 205	So.	1V
Steve Mann	6-0, 205	Gr.	1V
J'Marick Woods	6-3, 215	Gr.	1V
*Lummie Young IV	6-1, 205	R-Sr.	3V

SAFETY (STRIKE)

Jalen Alexander	5-11, 160	Jr.	2V
Brandon Johnson	5-11, 180	Fr.	HS
Jaylen Stinson	5-8, 165	So.	1V

SAFETY (BANDIT)

Cole Carteaux	6-2, 210	Sr.	1V
James Hopson II	6-0, 190	So.	1V
*Da'Quan Johnson	6-1, 200	So.	1V
Placide Djungu-Sungu	6-1, 170	Fr.	HS
Nate Thompson	6-3, 200	R-Jr.	2V

KICKER

Matt Alswanger	5-10, 190	Gr.	TRF
Charlie Ham	6-2, 180	R-So.	1V
Connor Wood	5-10, 170	Fr.	HS

LONG SNAPPER

Curtis Cooper	6-1, 190	Fr.	HS
Casey Donahue	6-4, 220	Fr.	HS
Jack Griffin	6-0, 195	Jr.	1V
Colin Ross	5-11, 255	So.	1V
John Taylor	6-2, 210	Gr.	2V

HOLDER

Jackson Hubbard	6-3, 180	Gr.	3V
-----------------	----------	-----	----

KICKOFF

Charlie Ham	6-2, 180	R-So.	1V
-------------	----------	-------	----

PUNTER

Jackson Hubbard	6-3, 180	Gr.	3V
Porter Wilson	6-5, 225	R-So.	1V

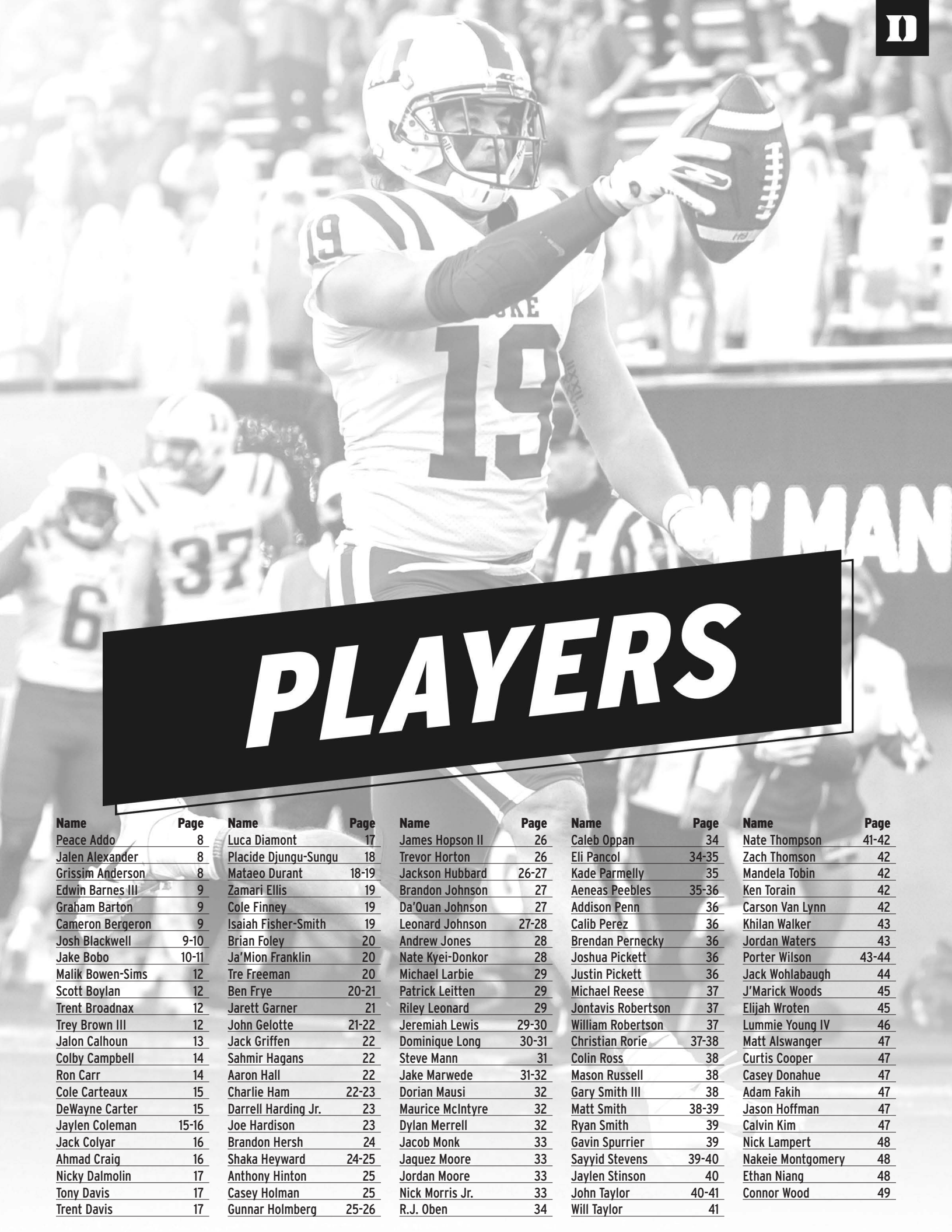
PUNT RETURN

Josh Blackwell	6-0, 175	Gr.	3V
Jake Bobo	6-5, 215	Sr.	3V
Jontavis Robertson	5-11, 195	So.	1V

KICKOFF RETURN

Jaylen Stinson	5-8, 165	So.	1V
Jordan Waters	6-1, 210	R-So.	1V
Mataeo Durant	6-1, 195	Sr.	3V

* Did not participate in spring practice due to injury
^ Suffered injury during spring practice



PLAYERS

Name	Page	Name	Page	Name	Page	Name	Page	Name	Page
Peace Addo	8	Luca Diamont	17	James Hopson II	26	Caleb Oppan	34	Nate Thompson	41-42
Jalen Alexander	8	Placide Djungu-Sungu	18	Trevor Horton	26	Eli Pancel	34-35	Zach Thomson	42
Grissim Anderson	8	Mataeo Durant	18-19	Jackson Hubbard	26-27	Kade Parmelley	35	Mandela Tobin	42
Edwin Barnes III	9	Zamari Ellis	19	Brandon Johnson	27	Aeneas Peebles	35-36	Ken Torain	42
Graham Barton	9	Cole Finney	19	Da'Quan Johnson	27	Addison Penn	36	Carson Van Lynn	42
Cameron Bergeron	9	Isaiah Fisher-Smith	19	Leonard Johnson	27-28	Calib Perez	36	Khilan Walker	43
Josh Blackwell	9-10	Brian Foley	20	Andrew Jones	28	Brendan Pernecky	36	Jordan Waters	43
Jake Bobo	10-11	Ja'Mion Franklin	20	Nate Kyei-Donkor	28	Joshua Pickett	36	Porter Wilson	43-44
Malik Bowen-Sims	12	Tre Freeman	20	Michael Larbie	29	Justin Pickett	36	Jack Wohlabauha	44
Scott Boylan	12	Ben Frye	20-21	Patrick Leitten	29	Michael Reese	37	J'Marick Woods	45
Trent Broadnax	12	Jarett Garner	21	Riley Leonard	29	Jontavis Robertson	37	Elijah Wroten	45
Trey Brown III	12	John Gelotte	21-22	Jeremiah Lewis	29-30	William Robertson	37	Lummie Young IV	46
Jalon Calhoun	13	Jack Griffen	22	Dominique Long	30-31	Christian Rorie	37-38	Matt Alswanger	47
Colby Campbell	14	Sahmir Hagans	22	Steve Mann	31	Colin Ross	38	Curtis Cooper	47
Ron Carr	14	Aaron Hall	22	Jake Marwede	31-32	Mason Russell	38	Casey Donahue	47
Cole Carteaux	15	Charlie Ham	22-23	Dorian Mausi	32	Gary Smith III	38	Adam Fakh	47
DeWayne Carter	15	Darrell Harding Jr.	23	Maurice McIntyre	32	Matt Smith	38-39	Jason Hoffman	47
Jaylen Coleman	15-16	Joe Hardison	23	Dylan Merrell	32	Ryan Smith	39	Calvin Kim	47
Jack Colyar	16	Brandon Hersh	24	Jacob Monk	33	Gavin Spurrier	39	Nick Lampert	48
Ahmad Craig	16	Shaka Heyward	24-25	Jaquez Moore	33	Sayyid Stevens	39-40	Nakeie Montgomery	48
Nicky Dalmolin	17	Anthony Hinton	25	Jordan Moore	33	Jaylen Stinson	40	Ethan Niang	48
Tony Davis	17	Casey Holman	25	Nick Morris Jr.	33	John Taylor	40-41	Connor Wood	49
Trent Davis	17	Gunnar Holmberg	25-26	R.J. Oben	34	Will Taylor	41		



76 Peace Addo

OT • 6-6, 345 • R-JR.
SILVER SPRING, MD.
ST. FRANCES ACADEMY

2021: Reserve offensive tackle ... in eight career games, has played 32 snaps.

2020: Saw action in one game against Virginia Tech ... on the field for nine snaps.

2019: Played in six games ... saw action versus North Carolina A&T, Middle Tennessee, Virginia Tech, Georgia Tech, Syracuse and Wake Forest ... on the field for 22 snaps.

2018: Played in one game ... on the field for one snap versus Temple in the Walk-On's Independence Bowl.

PRIOR TO DUKE: Played one season at St. Frances Academy under coaches Biff Poggi and Henry Russell ... helped St. Frances to 13-0 record including a 41-3 win over Bingham (Utah) in the GEICO State Champions Bowl Series in Phoenix, Ariz. ... member of St. Frances squad that captured the Maryland Interscholastic Athletic Association championship with a 44-7 win over Gilman, earned the state's No. 1 ranking and finished the season ranked No. 4 in the final *USA Today* Super 25 poll ... prior to enrolling at St. Frances, played at Springbrook High School under coach Jason Lomax ... also played basketball at Springbrook.

PERSONAL: Born July 11, 1999 ... majoring in cultural anthropology while minoring in education ... son of Ayeshetu Amado and Andrew Addo.



32 Jalen Alexander

S • 5-11, 160 • JR.
LOGANVILLE, GA.
GRAYSON HIGH SCHOOL

2021: Expected to compete for starting Strike safety role ... in 23 career games (five starts), has amassed 42 tackles, 2.0 TFL, two INTs, two PBUs and two QB pressures ... registered a career-best six tackles against North Carolina in 2019 and Charlotte in 2020 ... garnered one INT in contests with Virginia and North Carolina in 2019 ... has tallied 3+ tackles in six career contests ... on the field for 684 snaps.

2020: Played in all 11 games, making two starts against Charlotte and North Carolina ... compiled 15 tackles, 1.0 TFL, two PBUs, and one QB hurry ... registered a season-high six tackles and lone TFL against Charlotte ... earned a PBU versus Virginia and North Carolina ... posted at least one tackle in nine games ... lone QB pressure came versus Virginia Tech ... on the field for 373 snaps.

2019: Played in all 12 games with two starting assignments ... earned starts against North Carolina and Syracuse ... compiled 17 tackles, 1.0 TFL, two INTs and one QB pressure ... posted a season-best six tackles at North Carolina ... posted three tackles against Pittsburgh ... had at least one tackle in 10-of-12 games ... recorded INTs against Virginia and North Carolina ... in the ACC, ranked 10th in total INT yards (42) ... notched lone QB pressure at Middle Tennessee ... on the field for 311 snaps.

PRIOR TO DUKE: Three-year letterman at Grayson High School under coach Christian Hunicutt ... consensus three-star prospect by *ESPN.com*, *247Sports.com* and *Rivals.com* ... listed as the No. 77 cornerback nationally by *247Sports.com* and No. 94 by *ESPN.com* ... all-region first team honoree at defensive back following junior and senior seasons ... second team *Georgia Sports Writers Association* Class AAAAAA pick as a senior ... two-time first team all-county selection ... helped Grayson to the Georgia High School Association (GHSA) AAAAAA quarterfinals as a senior, when Rams went 10-3 overall and 5-0 in Region 8-AAAAAA action

... finished final season with 141 tackles, four INTs, three forced fumbles and two fumble recoveries ... as a junior, booked 110 tackles, four INTs and one forced fumble ... won a GHSA state championship with Grayson as a sophomore in 2016 ... tallied 97 tackles, three INTs, one forced fumble and one fumble recovery during sophomore season.

PERSONAL: Born August 20, 2000 ... majoring in African & African American studies while minoring in education ... son of Cassandra Dixon.

STATISTICS

2019

Opponent	Solo	Ast	Total	TFL	QBS	INT	PBU	CF	FR	QBH
Alabama	1	0	1	0.0-0	0.0-0	0	0	0	0	0
North Carolina A&T	0	1	1	0.5-1	0.0-0	0	0	0	0	0
Middle Tennessee	1	0	1	0.0-0	0.0-0	0	0	0	0	1
Virginia Tech	0	0	0	0.0-0	0.0-0	0	0	0	0	0
Pittsburgh	1	2	3	0.5-2	0.0-0	0	0	0	0	0
Georgia Tech	1	0	1	0.0-0	0.0-0	0	0	0	0	0
Virginia	0	1	1	0.0-0	0.0-0	1	0	0	0	0
North Carolina ¹	6	0	6	0.0-0	0.0-0	1	0	0	0	0
Notre Dame	1	0	1	0.0-0	0.0-0	0	0	0	0	0
Syracuse ²	1	0	1	0.0-0	0.0-0	0	0	0	0	0
Wake Forest	0	0	0	0.0-0	0.0-0	0	0	0	0	0
Miami	1	0	1	0.0-0	0.0-0	0	0	0	0	0

2020

Opponent	Solo	Ast	Total	TFL	QBS	INT	PBU	CF	FR	QBH
Notre Dame	2	0	2	0.0-0	0.0-0	0	0	0	0	0
Boston College	1	0	1	0.0-0	0.0-0	0	0	0	0	0
Virginia	3	2	5	0.0-0	0.0-0	0	1	0	0	0
Virginia Tech	3	0	3	0.0-0	0.0-0	0	0	0	0	1
Syracuse	1	0	1	0.0-0	0.0-0	0	0	0	0	0
NC State	1	1	2	0.0-0	0.0-0	0	0	0	0	0
Charlotte ³	5	1	6	1.0-1	0.0-0	0	0	0	0	0
North Carolina ⁴	3	1	4	0.0-0	0.0-0	0	1	0	0	0
Georgia Tech	0	0	0	0.0-0	0.0-0	0	0	0	0	0
Miami ⁵	1	0	1	0.0-0	0.0-0	0	0	0	0	0
Florida State	0	0	0	0.0-0	0.0-0	0	0	0	0	0

Year	G/GS	Solo	Ast	Total	TFL	QBS	INT	PBU	CF	FR	QBH
2019	12/2	13	4	17	1.0-3	0.0-0	2	0	0	0	1
2020	11/3	20	5	25	1.0-1	0.0-0	0	2	0	0	1
Total	23/5	33	9	42	2.0-4	0.0-0	2	2	0	0	2



41 Grissim Anderson

RB • 6-2, 230 • SO.
KNOXVILLE, TENN.
WEBB SCHOOL

2021: Reserve running back ... in two career games, has one tackle ... has played two snaps.

2020: Played in two games ... saw action against Charlotte and Florida State ... recorded one tackle on special teams at Florida State ... on the field for two snaps.

PRIOR TO DUKE: Lettered two years at Webb School of Knoxville under head coach David Meske ... helped lead the Spartans to the state playoffs both years ... recorded 87 tackles, two INTs and three forced fumbles ... amassed 792 all purpose yards with 10 TDs in addition to 74 tackles and four forced fumbles during senior season ... two-time all-region honoree... lettered two seasons in baseball as a left fielder ... two-year letterwinner in basketball as a shooting guard, reaching the state championship as a sophomore.

PERSONAL: Born June 2, 2001 ... son of Dee and Anne Anderson ... sister, Carter, was a member of the University of Georgia's equestrian team (2018-19-20-21).



23 Edwin Barnes III

WR • 6-1, 195 • SO.

CHARLOTTE, N.C.

COVENANT DAY SCHOOL

2021: Reserve wide receiver.

2020: Did not see game action.

PRIOR TO DUKE: Lettered two seasons at Covenant Day School in Matthews, N.C. under head coaches Chris James and Pete McSparin ... reached the state playoffs both seasons ... totaled 854 all-purpose yards and six TDs in addition to 27 tackles and one INT as a junior ... amassed 704 rushing yards, 159 receiving yards and seven TDs as a senior ... also added 47 tackles and three INTs ... lettered two seasons in track, primarily as a sprinter ... set the 4x100 school record as a senior.

PERSONAL: Born December 9, 2001 ... son of Edwin and Wallace Barnes.



62 Graham Barton

OT • 6-6, 315 • SO.

BRENTWOOD, TENN.


RAVENWOOD HIGH SCHOOL

2021: Expected to compete for a starting role at offensive tackle ... in six career games (five starts), has played 434 snaps ... earned second team Freshman All-America honors from *The Athletic* in 2020.

2020: Second team Freshman All-America pick by *The Athletic* ... recipient of the program's Sonny Falcone Award, an honor presented annually to offensive, defensive, and developmental members for their year-round commitment to strength and conditioning ... played in final six games (five starts) as Duke's center after season-ending injuries to Jack Wohlabaugh and Will Taylor ... helped block for an attack that averaged 379.7 yards of total offense per game ... created paths for running backs Mataeo Durant and Deon Jackson to record four and two games with over 100+ rushing yards, respectively ... helped the Duke offense register 33 total TDs, including 19 via the ground game ... blocked for an aerial attack that threw for over 2,400+ yards for the 11th time in the last 12 seasons ... on the field for 434 snaps.

PRIOR TO DUKE: Lettered four years at Ravenwood High School under coach Matthew Daniels ... consensus three-star prospect by *ESPN.com*, *247Sports.com* and *Rivals.com* ... listed by *247Sports.com* as the No. 14 offensive guard in the nation and No. 9 overall prospect in the state of Tennessee ... 2019 Offensive Lineman of the Year, three-time all-region selection, two-time all-midstate honoree, and two-time all-state pick ... helped Ravenwood to a 41-13 record, including the state championship in 2019 ... also lettered two years in lacrosse.

PERSONAL: Born June 1, 2002 ... son of Philip and Heather Barton.



4 Cameron Bergeron

CB • 6-0, 185 • FR.

ALBANY, GA.

WESTOVER HIGH SCHOOL

PRIOR TO DUKE: Lettered three seasons at Westover High School under coach Olten Downs ... rated a three-star prospect by *ESPN.com*, *247Sports.com* and *Rivals.com* ... listed as the No. 55 cornerback in the country by *ESPN.com* ... totaled 47 tackles while helping Westover to the state playoffs as a senior ... finished prep career with two INTs, returning one for a TD ... also a three-year letterwinner in track.

PERSONAL: Born October 11, 2002 ... son of Troy Bergeron and Sharee Downs ... father played in the NFL for the Atlanta Falcons, Buffalo Bills and Dallas Cowboys and in the Arena Football League for the Columbus Wardogs, Georgia Force and Cleveland Gladiators ... stepfather, Olten Downs, played football at Tennessee State University (2002-05) before coaching at the University of Georgia (2015-16) and Georgia Southern University (2017) and currently is the head coach at Westover High School.



31 Josh Blackwell

CB • 6-0, 175 • GR.

BUFORD, GA.

BUFORD HIGH SCHOOL

2021: Returning starting cornerback ... candidate to handle punt return duties for the third straight season ... selected to the Reese's Senior Bowl Watch List and named a pre-season All-ACC selection by *Pro Football Focus* (honorable mention) ... in 25 career games (17 starts), has 61 tackles, 1.0 TFL, 13 PBUs and one caused fumble along with 18 punt returns for 177 yards (9.83) ... owns 2+ tackles in 17 games, including a career-high six stops against Wake Forest in 2019 ... set Duke bowl game record for PBUs with four against Temple in the Walk-On's Independence Bowl in 2018 ... also owns the Blue Devil career record for PBUs in bowl competition with four ... has played 1,546 career snaps.

2020: Started in opening two games before suffering a season-ending right knee injury, which required surgery on Sept. 21 ... registered four tackles and 1.0 TFL ... also returned five punts for 35 yards (7.00), including a season-long 13-yard return at Notre Dame ... on the field for 112 snaps.

2019: Played in and started 10 games, missing two weeks due to injury ... did not see action against North Carolina and Syracuse ... compiled 29 tackles and seven PBUs ... returned 13 punts for 142 yards (10.92) with a long return of 32 yards against Georgia Tech ... ranked second in the ACC and 12th nationally in punt return average ... posted a season-best six tackles at Wake Forest ... had four-tackle games against Middle Tennessee, Georgia Tech and Virginia ... recorded 2+ tackles in nine games ... posted a season-high two PBUs against No. 15 Notre Dame ... ranked second on the team in PBUs ... on the field for 776 snaps.

2018: Played in all 13 games with five starts ... earned starting assignments against Northwestern, Baylor, N.C. Central, Virginia Tech and Georgia Tech ... thrust into a prominent role following a season-ending injury to All-America CB Mark Gilbert in week two at Northwestern ... totaled 28 tackles, six PBUs and one caused fumble ... tied for the team lead in PBUs ... had 2+ tackles in six games including a season-high five stops against Virginia Tech, North Carolina and Temple ... logged four tackles versus Northwestern in first career start ... recorded caused fumble at Baylor ... set Duke bowl game record for PBUs with four against Temple in the Walk-On's Independence Bowl to help the Blue Devils capture their third consecutive bowl win ... helped Duke rank among the ACC leaders in both passing defense (4th) and passing efficiency defense (5th) ... on the field for 658 snaps.

2017: Did not see game action.

PRIOR TO DUKE: Played at Buford High School for coach Jess Simpson ... consensus three-star prospect by *ESPN.com*, *Rivals.com*, *Scout.com* and *247Sports.com* ... charted as the No. 41 athlete in the nation by *ESPN.com* ... following senior season, received the Touchdown Club of Gwinnett's Cecil Morris Award, an honor presented to an all-county caliber player whose season was cut short by injury ... helped the Wolves to a 13-2 record and appearance in the state championship game ... as a junior, earned first team all-state (4A) honors from the *Georgia Sports Writers Association* as squad went 13-2 and reached the state title game ... also a first team all-region selection ... posted 47 tackles and one INT as part of a Buford defense that allowed just 7.33 points per game ... averaged 14.4 yards per punt return ... in sophomore season, helped Buford to a perfect 15-0 record and *Georgia High School Association* (GHS) Class 4A state championship with a 55-10 victory against St. Pius X Catholic in the title tilt ... member of Team North Georgia, the 2013 Football University eighth grade national champions ... also participated in track and field ... helped 4x100-meter relay team to a fourth place finish (42.51) at the GHS Class 4A state meet during junior year ... as a senior at the GHS 5A Section B meet, placed fourth in the 100-meters (10.96) and seventh in the 200-meters (22.27).

PERSONAL: Born April 5, 1999 ... graduated from Duke in May, 2020 with a public policy degree, a psychology minor and a certificate in markets and management ... currently pursuing a master's in management studies from Duke's Fuqua School of Business ... son of Joe and Janine Blackwell ... cousin, Katherine Randolph, was a member of the track and field program at Georgia State University and a member of the Sun Belt Conference championship 4x100 relay team in 2015.

STATISTICS

2018											
Opponent	Solo	Ast	Total	TFL	QBS	INT	PBU	CF	FR	QBH	
Army West Point	0	0	0	0.0-0	0.0-0	0	0	0	0	0	0
Northwestern ¹	4	0	4	0.0-0	0.0-0	0	0	0	0	0	0
Baylor ²	1	0	1	0.0-0	0.0-0	0	0	1	0	0	0
N.C. Central ³	0	1	1	0.0-0	0.0-0	0	1	0	0	0	0
Virginia Tech ⁴	4	1	5	0.0-0	0.0-0	0	0	0	0	0	0
Georgia Tech ⁵	0	1	1	0.0-0	0.0-0	0	0	0	0	0	0
Virginia	0	0	0	0.0-0	0.0-0	0	0	0	0	0	0
Pittsburgh	0	0	0	0.0-0	0.0-0	0	0	0	0	0	0
Miami	2	0	2	0.0-0	0.0-0	0	0	0	0	0	0
North Carolina	2	3	5	0.0-0	0.0-0	0	1	0	0	0	0
Clemson	0	0	0	0.0-0	0.0-0	0	0	0	0	0	0
Wake Forest	3	1	4	0.0-0	0.0-0	0	0	0	0	0	0
Temple	4	1	5	0.0-0	0.0-0	0	4	0	0	0	0

2019											
Opponent	Solo	Ast	Total	TFL	QBS	INT	PBU	CF	FR	QBH	
Alabama ⁶	2	0	2	0.0-0	0.0-0	0	0	0	0	0	0
North Carolina A&T ⁷	2	0	2	0.0-0	0.0-0	0	1	0	0	0	0
Middle Tennessee ⁸	2	2	4	0.0-0	0.0-0	0	1	0	0	0	0
Virginia Tech ⁹	0	0	0	0.0-0	0.0-0	0	0	0	0	0	0
Pittsburgh ¹⁰	2	0	2	0.0-0	0.0-0	0	1	0	0	0	0
Georgia Tech ¹¹	3	1	4	0.0-0	0.0-0	0	1	0	0	0	0
Virginia ¹²	3	1	4	0.0-0	0.0-0	0	0	0	0	0	0
North Carolina	- DNP -										
Notre Dame ¹³	2	0	2	0.0-0	0.0-0	0	2	0	0	0	0
Syracuse	- DNP -										
Wake Forest ¹⁴	4	2	6	0.0-0	0.0-0	0	0	0	0	0	0
Miami ¹⁵	2	1	3	0.0-0	0.0-0	0	1	0	0	0	0

Opponent	KOR	Yds	Lg	TD	PR	Yds	Lg	TD
Alabama ⁶	0	0	0	0	1	3	3	0
North Carolina A&T ⁷	0	0	0	0	2	26	26	0
Middle Tennessee ⁸	0	0	0	0	0	0	0	0
Virginia Tech ⁹	0	0	0	0	1	20	20	0
Pittsburgh ¹⁰	0	0	0	0	3	32	11	0
Georgia Tech ¹¹	0	0	0	0	3	50	32	0
Virginia ¹²	0	0	0	0	1	6	6	0
North Carolina	- DNP -							
Notre Dame ¹³	0	0	0	0	2	5	6	0
Syracuse	- DNP -							
Wake Forest ¹⁴	0	0	0	0	0	0	0	0
Miami ¹⁵	0	0	0	0	0	0	0	0

2020											
Opponent	Solo	Ast	Total	TFL	QBS	INT	PBU	CF	FR	QBH	
Notre Dame ¹⁶	2	0	2	1.0-2	0.0-0	0	0	0	0	0	0
Boston College ¹⁷	1	1	2	0.0-0	0.0-0	0	0	0	0	0	0
Virginia	- DNP -										
Virginia Tech	- DNP -										
Syracuse	- DNP -										
NC State	- DNP -										
Charlotte	- DNP -										
North Carolina	- DNP -										
Georgia Tech	- DNP -										
Miami	- DNP -										
Florida State	- DNP -										

Opponent	KOR	Yds	Lg	TD	PR	Yds	Lg	TD
Notre Dame ¹⁶	0	0	0	0	4	27	13	0
Boston College ¹⁷	0	0	0	0	1	8	8	0
Virginia	- DNP -							
Virginia Tech	- DNP -							
Syracuse	- DNP -							
NC State	- DNP -							
Charlotte	- DNP -							
North Carolina	- DNP -							
Georgia Tech	- DNP -							
Miami	- DNP -							
Florida State	- DNP -							

Year	G/GS	Solo	Ast	Total	TFL	QBS	INT	PBU	CF	FR	QBH
2018	13/5	20	8	28	0.0-0	0.0-0	0	6	1	0	0
2019	10/10	22	7	29	0.0-0	0.0-0	0	7	0	0	0
2020	2/2	3	1	4	1.0-2	0.0-0	0	0	0	0	0
Total	25/17	45	16	61	1.0-2	0.0-0	0	13	1	0	0

Year	G/GS	PR	Yards	Avg.	TD	Lg
2018	13/5	0	0	0.00	0	-
2019	10/10	13	142	10.92	0	32
2020	2/2	5	35	7.00	0	13
Total	25/17	18	177	9.83	0	32



19 Jake Bobo

WR • 6-5, 215 • SR.
NORTH ANDOVER, MASS.
BELMONT HILL HIGH SCHOOL

2021: Returning starting wide receiver ... in 32 career games (13 starts), has recorded 52 receptions for 647 yards (12.44) and two TDs ... has one kickoff return for 19 yards (19.00) and seven punt returns for 41 yards (5.86) ... hauled in a career-high six passes against N.C. State in 2020 ... has 13 games with 20+ receiving yards, including a career-high 70 yards versus Syracuse in 2020 ... has played 1,100 snaps.

2020: Academic All-ACC selection ... CoSIDA Academic All-District choice ... recipient of the Clarkston Hines Award, an honor presented to Duke's top receiver ... started all 11 games ... finished second on the squad with 32 receptions for a team-high 358 yards (11.19) with one TD ... returned two punts for six yards (3.00) ... posted a season-high six catches at N.C. State ... scored lone TD against the Wolfpack ... earned a season-best 70 yards, including a season-long 26-yard reception, against Syracuse ... posted 3+ receptions and 30+ receiving yards in six games ... recorded punt returns in games with Virginia and N.C. State ... registered a season-long nine-yard return versus the Wolfpack ... on the field for 599 snaps.

2019: Played in eight games with two starts ... missed the first three games of the campaign while recovering from a shoulder injury suffered during preseason camp ... earned starting assignments against Virginia Tech and Wake Forest ... awarded the team's Mike Suglia Award, which is presented annually to a second-year member of the Duke football program who best exemplifies the qualities of the late Mike Suglia ... finished with 10 receptions for 122 yards (12.20), returned two punts for 21 yards (10.50) and threw

one incomplete pass ... posted a season-high four catches at North Carolina ... earned a season-best 51 yards, including a season-long 17-yard reception, against the Tar Heels ... on the field for 260 snaps.

2018: Played in all 13 games ... caught 10 passes for 167 yards (16.70) and one TD ... returned one kickoff for 19 yards (19.00) and three punts for 14 yards (4.67) ... recorded season highs of two receptions and 35 receiving yards against N.C. Central ... caught first career TD pass from QB Daniel Jones in the Walk-On's Independence Bowl as Duke captured its third consecutive bowl crown with a 56-27 victory ... on the field for 241 snaps.

PRIOR TO DUKE: Lettered four years at Belmont Hill High School under coach Chris Butler ... three-star prospect according to *ESPN.com*, *Rivals.com* and *247Sports.com* ... consensus top-six prospect in Massachusetts according to *247Sports.com* (No. 4), *Rivals.com* (No. 4) and *ESPN.com* (No. 6) ... three-time first team All-Independent School League (ISL) selection ... as a senior, caught 34 passes for 514 yards and five TDs ... in junior season, totaled 31 receptions for 632 yards and 10 TDs ... during junior year, helped Belmont Hill to a 7-2 record including a 41-24 win over Wilbraham & Monson Academy in the Kevin Fleming Bowl to capture the New England Prep School championship ... also earned *Boston Herald All-Scholastic* honors following junior season ... as a sophomore, caught 30 passes for 652 yards and five TDs ... also lettered in basketball and track and field, earning All-ISL honors in both sports.

PERSONAL: Born August 4, 1998 ... majoring in economics ... son of Casey and Mike Bobo ... father earned three letters (1989-90-91) in football at Dartmouth College and served as team captain in 1991 ... mother played ice hockey at Dartmouth ... grandfather, Keith Bobo, lettered three seasons (1971-72-73) in football at SMU and was a 12th round selection of the Dallas Cowboys in the 1974 NFL Draft ... grandfather, David Hagerman, lettered four seasons (1965-66-67-68) in ice hockey at the University of New Hampshire ... aunt, Jamie Hagerman Phinney, lettered four seasons (2000-01-02-03) in ice hockey at Harvard University and earned a bronze medal as a member of the United States hockey team at the 2006 Olympic Games in Torino, Italy ... aunt, Kully Hagerman Reardon, played both field hockey and lacrosse at Middlebury College, scored the game-winning goal in overtime to lift the Panthers to the 1998 NCAA field hockey championship with a 3-2 victory over William Smith College and was a member of two NCAA championship lacrosse teams in 1997 and 1999 ... aunt, Whitaker Hagerman Willocks, lettered four seasons (2006-08-09-10) in lacrosse at the University of Virginia.

STATISTICS

2018								
Opponent	Rec	Yds	Lg	TD	Rush	Yds	Lg	TD
Army West Point	0	0	0	0	0	0	0	0
Northwestern	0	0	0	0	0	0	0	0
Baylor	0	0	0	0	0	0	0	0
N.C. Central	2	35	28	0	0	0	0	0
Virginia Tech	1	31	31	0	0	0	0	0
Georgia Tech	1	12	12	0	0	0	0	0
Virginia	1	22	22	0	0	0	0	0
Pittsburgh	1	18	18	0	0	0	0	0
Miami	1	24	24	0	0	0	0	0
North Carolina	0	0	0	0	0	0	0	0
Clemson	1	-2	0	0	0	0	0	0
Wake Forest	1	20	20	0	0	0	0	0
Temple	1	7	7	1	0	0	0	0

Opponent	KOR	Yds	Lg	TD	PR	Yds	Lg	TD
Army West Point	0	0	0	0	0	0	0	0
Northwestern	0	0	0	0	0	0	0	0
Baylor	0	0	0	0	0	0	0	0
N.C. Central	0	0	0	0	3	14	7	0
Virginia Tech	0	0	0	0	0	0	0	0
Georgia Tech	0	0	0	0	0	0	0	0
Virginia	0	0	0	0	0	0	0	0
Pittsburgh	0	0	0	0	0	0	0	0
Miami	0	0	0	0	0	0	0	0
North Carolina	1	19	19	0	0	0	0	0
Clemson	0	0	0	0	0	0	0	0
Wake Forest	0	0	0	0	0	0	0	0
Temple	0	0	0	0	0	0	0	0

2019								
Opponent	Rec	Yds	Lg	TD	Rush	Yds	Lg	TD
Alabama								
North Carolina A&T								
Middle Tennessee								
Virginia Tech ¹	2	12	7	0	0	0	0	0
Pittsburgh	1	13	13	0	0	0	0	0
Georgia Tech	0	0	0	0	0	0	0	0
Virginia	0	0	0	0	0	0	0	0
North Carolina	4	51	17	0	0	0	0	0
Notre Dame								
Syracuse	2	34	17	0	0	0	0	0
Wake Forest ²	1	12	12	0	0	0	0	0
Miami	0	0	0	0	0	0	0	0

Opponent	KOR	Yds	Lg	TD	PR	Yds	Lg	TD
Alabama								
North Carolina A&T								
Middle Tennessee								
Virginia Tech ¹	0	0	0	0	0	0	0	0
Pittsburgh	0	0	0	0	0	0	0	0
Georgia Tech	0	0	0	0	0	0	0	0
Virginia	0	0	0	0	0	0	0	0
North Carolina	0	0	0	0	2	21	14	0
Notre Dame								
Syracuse	0	0	0	0	0	0	0	0
Wake Forest ²	0	0	0	0	0	0	0	0
Miami	0	0	0	0	0	0	0	0

2020								
Opponent	Rec	Yds	Lg	TD	Rush	Yds	Lg	TD
Notre Dame ³	3	34	15	0	0	0	0	0
Boston College ⁴	5	50	13	0	0	0	0	0
Virginia ⁵	1	18	18	0	0	0	0	0
Virginia Tech ⁶	1	16	16	0	0	0	0	0
Syracuse ⁷	5	70	26	0	0	0	0	0
NC State ⁸	6	62	18	1	0	0	0	0
Charlotte ⁹	1	10	10	0	0	0	0	0
North Carolina ¹⁰	1	14	14	0	0	0	0	0
Georgia Tech ¹¹	3	39	17	0	0	0	0	0
Miami ¹²	5	36	11	0	0	0	0	0
Florida State ¹³	1	9	9	0	0	0	0	0

Opponent	KOR	Yds	Lg	TD	PR	Yds	Lg	TD
Notre Dame ³	0	0	0	0	0	0	0	0
Boston College ⁴	0	0	0	0	0	0	0	0
Virginia ⁵	0	0	0	0	1	-3	-3	0
Virginia Tech ⁶	0	0	0	0	0	0	0	0
Syracuse ⁷	0	0	0	0	0	0	0	0
NC State ⁸	0	0	0	0	1	9	9	0
Charlotte ⁹	0	0	0	0	0	0	0	0
North Carolina ¹⁰	0	0	0	0	0	0	0	0
Georgia Tech ¹¹	0	0	0	0	0	0	0	0
Miami ¹²	0	0	0	0	0	0	0	0
Florida State ¹³	0	0	0	0	0	0	0	0

Year	G/GS	Rec	Yards	Avg.	TD	Lg
2018	13/0	10	167	16.70	1	31
2019	8/2	10	122	12.20	0	17
2020	11/11	32	358	11.19	1	26
Total	32/13	52	647	12.44	2	31

Year	G/GS	KJR	Yards	Avg.	TD	Lg
2018	13/0	1	19	19.00	0	19
2019	8/2	0	0	-	0	0
2020	11/11	0	0	-	0	0
Total	32/13	1	19	19.00	0	19

Year	G/GS	PR	Yards	Avg.	TD	Lg
2018	13/0	3	14	4.67	0	7
2019	8/2	2	21	10.50	0	14
2020	11/11	2	6	3.00	0	9
Total	32/13	7	41	5.86	0	14

Year	G/GS	Comp	Att	Pct.	Yards	TD	INT	Lg
2018	13/0	0	0	-	0	0	0	0
2019	8/2	0	1	-	0	0	0	0
2020	11/11	0	0	-	0	0	0	0
Total	32/13	0	1	-	0	0	0	0



18 Malik Bowen-Sims

WR • 6-3, 190 • SO.

MOUNT JULIET, TENN.

MOUNT JULIET SENIOR HIGH SCHOOL

2021: Reserve wide receiver ... in seven career games, has registered three receptions for 36 yards (12.00) ... on the field for 71 snaps.

2020: Played in seven games against Virginia, Virginia Tech, Syracuse, Charlotte, Georgia Tech, Miami and Florida State ... recorded three receptions for 36 yards (12.00), all against Virginia Tech ... on the field for 71 snaps ... enrolled at Duke in January 2020.

PRIOR TO DUKE: Lettered three years at Mount Juliet Senior under coach Trey Perry ... consensus three-star prospect by *ESPN.com*, *247Sports.com* and *Rivals.com* ... ranked by *ESPN.com* as the No. 24 overall prospect and No. 3 wide receiver in the state of Tennessee ... named to *The Tennessean's* Dandy Dozen in 2018-19 ... a two-time first team all-region selection and the region's offensive MVP in 2018 ... helped Mount Juliet to a 29-7 record and three trips to the state playoffs ... compiled 1,241 career yards on 72 receptions with 15 TDs.

PERSONAL: Born November 6, 2001 ... son of Chris and Michelle Sims.

STATISTICS

Year	G/GS	Rec	Yards	Avg.	TD	Lg
2020	7/0	3	36	12.00	0	13
Total	7/0	3	36	12.00	0	13



89 Scott Boylan

WR • 5-10, 185 • GR.

BAKERSFIELD, CALIF.

GARCES MEMORIAL HIGH SCHOOL (BROWN)

2021: Graduate transfer from Brown University ... in 27 career games (10 starts) at Brown, rushed 39 times for 190 yards (4.87) and two TDs, caught 64 passes for 747 yards (11.67) with eight TDs, and returned 46 kicks for 918 yards (19.96) with one TD and 15 punts for 25 yards (1.67).

PRIOR TO DUKE: Four-year member of the football program at Brown University in 2017-18-19-20 (2020 season was canceled due to COVID-19)... in 27 career games (10 starts), rushed 39 times for 190 yards (4.87) and two TDs, caught 64 receptions for 747 yards (11.67) with eight TDs, and returned 46 kicks for 918 yards (19.96) with one TD and 15 punts for 25 yards (1.67) ... amassed a career-high 116 yards receiving on a career-best nine catches against Yale in 2018 ... rushed for a career-high 47 yards against Cal Poly in 2018 ... accumulated 66 career points on 11 TDs ... named Ivy League Rookie of the Week on Sept. 16, 2017 after returning a kickoff 95 yards for a TD versus Bryant ... attended Garces Memorial High School and was coached by A.J. Gass ... 2016 First Team All-SWYL utility player and Second Team All-Area wide receiver ... 2016 Garces Football and *Hometown Sports* Scholar-Athlete of the Year ... also participated in track ... 4x100-meter relay school record holder ... third in the league and fourth in the area with a time of 10.85 seconds in the 100-meters as a junior ... 2015 and 2016 Scholar-Athlete of the Year in track.


PERSONAL: Born January 11, 1999 ... graduated from Brown in May 2021, with a degree in business and philosophy ... currently pursuing a master's degree in liberal studies ... son of Bryan and Traci Boylan ... he is married to the former Gabrielle Clark of Ditchling, United Kingdom.

STATISTICS

Year	G/GS	Rush	Yards	Avg.	TD	Lg
2017	9/0	2	5	2.50	0	3
2018	8/0	34	157	4.62	2	28
2019	10/10	3	28	9.33	0	18
Total	27/10	39	190	4.87	2	28

Year	G/GS	Rec	Yards	Avg.	TD	Lg
2017	9/0	3	35	11.67	1	15
2018	8/0	27	257	9.52	2	76
2019	10/10	34	455	13.38	5	57
Total	27/10	64	747	11.67	8	76

NOTE: Played at Brown University in 2017, 2018, 2019 & 2020



14 Trent Broadnax

S • 6-1, 190 • FR.

SAVANNAH, GA.

BENEDICTINE MILITARY SCHOOL

PRIOR TO DUKE: Lettered three seasons at Benedictine Military School under coach Denny Britt ... labeled a three-star prospect by *ESPN.com*, *247Sports.com* and *Rivals.com* ... led Benedictine to a 26-8 record and three state playoff berths ... recorded 908 all-purpose yards as a senior, including 754 receiving yards with 11 TDs ... also returned one punt for a TD ... totaled 1,975 receiving yards on 134 receptions (14.74) and 22 TDs in prep career... three-time Greater Savannah all-region wide receiver ... defensively, posted 63 tackles, three forced fumbles and three INTs ... also lettered in basketball, baseball and track ... on the hardwood, totaled over 1,200 points and was a three-time Greater Savannah first team selection ... helped team to the state championship in baseball in 2018.

PERSONAL: Born May 9, 2002 ... son of Horace and Tammy Broadnax ... father played basketball at Georgetown University (1983-86), helping the Hoyas to two NCAA Final Four berths including the 1984 national championship, and currently serves as the head men's basketball coach at Savannah State University ... mother was a member of the cheerleading squad at Bethune Cookman University (1989-92) ... brother, Trae, is a current member of the U.S. Naval Academy men's basketball team.



95 Trey Brown III

DE • 6-3, 210 • FR.

PHOENIX, ARIZ.

ARCADIA HIGH SCHOOL

PRIOR TO DUKE: Lettered one season (2017) at Charlotte (N.C.) Catholic and three seasons (2018-19-20) at Arcadia High School ... tabbed a three-star prospect by *247Sports.com* ... totaled 60 tackles including 13.0 TFL, 5.0 sacks and three forced fumbles as a senior ... recorded 69 tackles, 19.0 TFL, 13.0 sacks and three forced fumbles in junior season ... named first team all-region and all-state as a defensive end during junior and senior years ... also earned first team all-state honors as a tight end as a junior ... posted 191 tackles, 40.0 TFL, 23.0 sacks and six forced fumbles in three seasons at Arcadia ... helped Charlotte Catholic to a 16-0 record and the 3A North Carolina State Championship as a freshman ... also played basketball at Arcadia.

PERSONAL: Born October 24, 2002 ... son of Ray and Ashley Brown ... father played football at the University of Memphis and Arkansas State University before a 19-year NFL career (1986-2005; 262 career games) as an offensive lineman for the St. Louis/Phoenix Cardinals, Washington Redskins, San Francisco 49ers, Detroit Lions and Washington Redskins, earning Pro Bowl and All-Pro (2nd team) honors in 2001 and later served as an assistant coach with the Buffalo Bills (2008-09), San Francisco 49ers (2010), Carolina Panthers (2011-17) and Arizona Cardinals (2018) ... cousin, Freddie Brown, played football at the University of Utah (2005-08) and was a seventh round draft pick by the Cincinnati Bengals in 2009.



5 Jalon Calhoun

WR • 5-11, 190 • JR.

GREENVILLE, S.C.

SOUTHSIDE HIGH SCHOOL

2021: Returning starting wide receiver ... in 23 career games (23 starts), has 85 receptions for 769 yards (9.05) and six TDs with five rushing attempts for minus-two yards (-0.40) ... has returned two punts for three yards (1.50) and completed one-of-two (.500) pass attempts for 25 yards with one TD and one INT ... has 20 games with 2+ receptions, including a career-high eight catches against North Carolina A&T in 2019 ... registered one 100+ yard receiving game (105 yards vs. North Carolina A&T, 2019) ... recorded a career-best 49-yard reception against Miami in 2019 ... has accounted for 11 plays of 20+ yards (10 receiving & one passing) and five TDs (four receiving & one passing) ... enters the 2021 season having caught at least one pass in 23 consecutive games ... has played 1,147 snaps.

2020: Started all 11 games ... recorded 39 receptions for 349 yards (9.05) and two TDs while rushing once for minus-four yards (-4.00) ... added two punt returns for three yards (1.50), one pass attempt and one INT ... led the team in receptions and was tied for the team lead in receiving TDs ... had 10 games with 2+ receptions, including a season-high six catches against Miami ... had a season-high 62 receiving yards versus Notre Dame ... caught a season-long 34-yard pass from QB Chase Brice at Virginia ... recorded receiving TDs against Syracuse and Charlotte ... compiled 30+ receiving yards in six contests ... accounted for four plays of 20+ yards (all receiving) and one TD ... totaled 12 points from two TDs ... on the field for 478 snaps.

2019: Honorable mention Freshman All-America selection by *Pro Football Focus* ... received the team's Clarkston Hines Award as Duke's top receiver ... started all 12 games ... recorded 46 receptions for 420 yards (9.13) and four TDs while rushing four times for two yards (0.50) ... one of two true freshmen to start in all 12 games ... led the team in receiving yards and receiving touchdowns ... led all ACC freshmen in pass receptions and was third among Power 5 freshman WRs in catches ... in the ACC, ranked 23rd in TD receptions ... totals ranked second in receptions, tied for third in touchdown receptions and sixth in receiving yards on Duke's freshman single-season charts ... had 10 games with 2+ receptions, including a season-high eight catches against North Carolina A&T ... also had season-highs of 105 receiving yards and two TD catches versus the Aggies ... finished first, fifth and sixth on freshman single-game list after two TDs, eight receptions and 105 receiving yards, respectively, against North Carolina A&T ... compiled 30+ receiving yards in six contests ... accounted for seven plays of 20+ yards (six receiving and one passing) and four TDs (three receiving and one passing) ... completed lone pass attempt for a 25-yard TD to Deon Jackson vs. Virginia Tech ... totaled 26 points from four TDs and one PAT ... on the field for 669 snaps.

PRIOR TO DUKE: Four-year letterman at Southside High School under coaches Julius Prince and Jeremy West ... consensus three-star prospect by *ESPN.com*, *247Sports.com* and *Rivals.com* ... selected to play in the Shrine Bowl of the Carolinas ... three-time all-region II-AAA selection ... chosen as the 2018 Class AAA Upper State Back of the Year by the *South Carolina Football Coaches Association* ... as a senior, helped Tigers to a 9-4 overall record and trip to the South Carolina High School League (SCHSL) quarterfinals, finishing 9-4 overall ... nine wins were tied for the most in program history and Tigers reached the quarterfinals of the state playoffs for the first time ... in senior year, threw for 633 yards and five TDs while adding 583 rushing yards and six scores ... as a junior, threw for 2,226 yards and 20 TDs while rushing for 511 yards and eight scores and was named team MVP ... also played basketball and helped Southside to SCHSL Class AAA titles as a sophomore and junior.

PERSONAL: Born December 16, 2000 ... majoring in sociology while pursuing a certificate in markets and management ... son of Dameta and Lamont Calhoun ... father played football at Lees-McRae College.

STATISTICS

2019

Opponent	Rec	Yds	Lg	TD	Rush	Yds	Lg	TD
Alabama ¹	1	2	2	0	0	0	0	0
North Carolina A&T ²	8	105	38	2	0	0	0	0
Middle Tennessee ³	6	46	14	1	0	0	0	0
Virginia Tech ⁴	3	6	8	0	0	0	0	0
Pittsburgh ⁵	5	27	13	0	0	0	0	0
Georgia Tech ⁶	4	68	42	0	0	0	0	0
Virginia ⁷	4	3	5	0	1	2	2	0
North Carolina ⁸	6	37	20	0	1	-4	-4	0
Notre Dame ⁹	3	11	6	0	0	0	0	0
Syracuse ¹⁰	2	0	4	0	0	0	0	0
Wake Forest ¹¹	1	33	33	0	2	4	3	0
Miami ¹²	3	82	49	1	0	0	0	0

2020

Opponent	Rec	Yds	Lg	TD	Rush	Yds	Lg	TD
Notre Dame ¹³	5	62	25	0	0	0	0	0
Boston College ¹⁴	1	3	3	0	0	0	0	0
Virginia ¹⁵	2	40	34	0	0	0	0	0
Virginia Tech ¹⁶	2	15	8	0	0	0	0	0
Syracuse ¹⁷	3	38	26	1	0	0	0	0
NC State ¹⁸	4	29	12	0	0	0	0	0
Charlotte ¹⁹	4	36	14	1	0	0	0	0
North Carolina ²⁰	4	34	12	0	0	0	0	0
Georgia Tech ²¹	4	50	22	0	1	-4	0	0
Miami ²²	6	21	12	0	0	0	0	0
Florida State ²³	4	21	9	0	0	0	0	0

Opponent	KOR	Yds	Lg	TD	PR	Yds	Lg	TD
Notre Dame ¹³	0	0	0	0	0	0	0	0
Boston College ¹⁴	0	0	0	0	0	0	0	0
Virginia ¹⁵	0	0	0	0	1	3	3	0
Virginia Tech ¹⁶	0	0	0	0	1	0	0	0
Syracuse ¹⁷	0	0	0	0	0	0	0	0
NC State ¹⁸	0	0	0	0	0	0	0	0
Charlotte ¹⁹	0	0	0	0	0	0	0	0
North Carolina ²⁰	0	0	0	0	0	0	0	0
Georgia Tech ²¹	0	0	0	0	0	0	0	0
Miami ²²	0	0	0	0	0	0	0	0
Florida State ²³	0	0	0	0	0	0	0	0

Year	G/GS	Rec	Yards	Avg.	TD	Lg
2019	12/12	46	420	9.13	4	49
2020	11/11	39	349	8.95	2	34
Total	23/23	85	769	9.05	6	49

Year	G/GS	Rush	Yards	Avg.	TD	Lg
2019	12/12	4	2	0.50	0	3
2020	11/11	1	-4	-2.00	0	0
Total	23/23	5	-2	-0.40	0	3

Year	G/GS	PR	Yards	Avg.	TD	Lg
2019	12/12	0	0	-	0	0
2020	11/11	2	3	1.50	0	3
Total	23/23	2	3	1.50	0	3

Year	G/GS	Comp	Att	Pct.	Yards	TD	INT	Lg
2019	13/13	1	1	1.000	25	1	0	25
2020	11/11	0	1	.000	0	0	1	0
Total	23/23	1	2	.500	25	1	1	25



45 Colby Campbell

LB • 6-0, 230 • GR.

MONTMORENCI, S.C.

SOUTH AIKEN HIGH SCHOOL (PRESBYTERIAN)

2021: Graduate transfer from Presbyterian College ... received All-America honors in spring 2021 from *Associated Press*, *FCS Athletic Directors Association*, *Stats Perform*, *AFC A*, *FCS Coaches* and *Athlon Sports* ... runner up for the 2021 *Stats Perform* FCS Buck Buchanan Award, which honors the defensive player of the year in college football's Division I subdivision ... three-time all-conference selection (1st team All-Pioneer, spring 2021; 1st team All-Big South, 2019; 2nd team All-Big South, 2018) ... in 40 career games (29 starts) with the Blue Hose, compiled 355 tackles, 32.0 TFL, 13 sacks, one INT, eight PBUs, four caused fumbles, two fumble recoveries and seven QB pressures ... earned double digit tackles in 19 games, including a career-best 25 against Davidson in the spring of 2021 ... logged 1.5+ TFL in 10 games, including a career-best 4.5 versus St. Andrews in 2019 ... recorded lone INT against Charleston Southern in 2019.

PRIOR TO DUKE: Four-year member of the football program at Presbyterian College in 2017-18-19-20 [21] ... received All-America honors in spring 2021 from *Associated Press*, *FCS Athletic Directors Association*, *Stats Perform*, *AFC A*, *FCS Coaches* and *Athlon Sports* ... runner up for the 2021 *Stats Perform* FCS Buck Buchanan Award, which honors the defensive player of the year in college football's Division I subdivision ... three-time all-conference selection (1st team All-Pioneer, spring 2021; 1st team All-Big South, 2019; 2nd team All-Big South, 2018) ... in 40 career games (29 starts) with the Blue Hose, compiled 355 tackles, 32.0 TFL, 13 sacks, one INT, eight PBUs, four caused fumbles, two fumble recoveries and seven QB hurries ... earned double-digit tackles in 19 games including a career-best 25 against Davidson in the spring of 2021 ... recorded second career 20+ tackle performance against Kennesaw State in 2019 ... logged 1.5+ TFL on 10 different occasions, including a career-best 4.5 versus St. Andrews in 2019 ... earned lone INT against Charleston Southern in 2019 ... named *Stats Perform* National Defensive Player of the Week and PFL Co-Defensive Player of the Week after breaking Presbyterian's DI record with 25 tackles against Davidson in 2020 ... graduated as Presbyterian's all-time Division I leader in TFL while ranking tied for first in caused fumbles, second in total tackles and tied for second in sacks ... also set the school's DI and Big South Conference single-season record with 150 tackles in 2019 ... attended South Aiken High School and was coached by Chris Hamilton ... CSRA Player of the Year ... named all-state and all-region ... AAAA Defensive Player of the Year by the *High School Sports Report* ... selected to the Shrine Bowl ... also lettered in soccer and was named all-region.

PERSONAL: Born Oct. 29, 1998 ... graduated from Presbyterian College in May 2021, with a degree in biology ... currently pursuing a master's in management studies from Fuqua School of Business ... son of Glenn and Dawn Campbell.

STATISTICS

2017

Opponent	Solo	Ast	Total	TFL	QBS	INT	PBU	CF	FR	QBH
Wake Forest	0	0	0	0.0-0	0.0-0	0	0	0	0	0
The Citadel	2	3	5	0.0-0	0.0-0	0	0	0	0	0
Campbell	1	1	2	0.0-0	0.0-0	0	1	0	0	0
Cumberland	0	0	0	0.0-0	0.0-0	0	0	0	0	1
Wofford	0	0	0	0.0-0	0.0-0	0	0	0	0	0
St. Francis	1	0	1	0.0-0	0.0-0	0	0	0	0	0
Charleston Southern	0	0	0	0.0-0	0.0-0	0	0	0	0	0
Kennesaw State	1	0	1	0.0-0	0.0-0	0	0	0	0	0
Monmouth	2	0	2	0.0-0	0.0-0	0	0	0	0	0
Liberty	3	3	6	1.5-5	0.0-0	0	0	0	0	0
Gardner-Webb	1	1	2	0.0-0	0.0-0	0	0	0	0	1

2018

Opponent	Solo	Ast	Total	TFL	QBS	INT	PBU	CF	FR	QBH
Austin Peay ¹	7	7	14	2.0-2	0.0-0	0	1	0	1	0
Bluefield ²	5	5	10	1.0-5	1.0-5	0	0	0	0	0
Lindsey Wilson ³	6	2	8	1.0-8	1.0-8	0	0	0	0	2
Kennesaw State ⁴	7	2	9	0.0-0	0.0-0	0	0	0	0	0
Hampton ⁵	5	2	7	0.0-0	0.0-0	0	0	0	0	0
Charleston Southern ⁶	4	3	7	1.5-4	1.0-3	0	0	0	0	1
Monmouth ⁷	2	4	6	0.0-0	0.0-0	0	0	0	0	0
Gardner-Webb ⁸	7	4	11	0.0-0	0.0-0	0	0	0	0	0
Campbell ⁹	5	9	14	0.5-1	0.0-0	0	0	1	0	1
Wofford ¹⁰	4	0	4	1.0-1	0.0-0	0	0	1	1	0

2019

Opponent	Solo	Ast	Total	TFL	QBS	INT	PBU	CF	FR	QBH
Mercer ¹¹	4	9	13	3.5-9	0.0-0	0	0	0	0	0
Jacksonville ¹²	5	7	12	0.0-0	0.0-0	0	0	0	0	0
Eastern Kentucky ¹³	11	3	14	2.5-13	2.5-13	0	0	0	0	0
North Alabama ¹⁴	4	1	5	1.0-11	1.0-11	0	0	0	0	0
Campbell ¹⁵	5	9	14	1.5-11	1.5-11	0	0	0	0	0
Monmouth ¹⁶	2	4	6	0.0-0	0.0-0	0	0	0	0	0
Kennesaw State ¹⁷	6	14	20	0.5-0	0.0-0	0	0	0	0	0
Merrimack ¹⁸	7	5	12	1.0-8	1.0-8	0	0	0	0	0
Hampton ¹⁹	3	7	10	1.0-3	0.0-0	0	0	0	0	0
Gardner-Webb ²⁰	5	6	11	0.5-0	0.0-0	0	1	0	0	0
Charleston So. ²¹	7	9	16	0.5-1	0.0-0	1	1	0	0	0
St. Andrews ²²	11	6	17	4.5-17	3.0-13	0	2	1	0	0

2020 (SPRING 2021)

Opponent	Solo	Ast	Total	TFL	QBS	INT	PBU	CF	FR	QBH
Gardner-Webb ²³	2	7	9	0.0-0	0.0-0	0	0	0	0	0
Morehead State ²⁴	6	4	10	0.0-0	0.0-0	0	0	0	0	0
Davidson ²⁵	6	10	16	0.0-0	0.0-0	0	0	0	0	0
San Diego ²⁶	10	5	15	2.0-4	0.0-0	0	0	0	0	0
Stetson ²⁷	10	4	14	2.0-11	1.0-9	0	1	0	0	1
Davidson ²⁸	11	14	25	3.0-10	0.0-0	0	0	1	0	0
Drake ²⁹	2	5	7	0.0-0	0.0-0	0	1	0	0	0

Year	G/GS	Solo	Ast	Total	TFL	QBS	INT	PBU	CF	FR	QBH
2017	11/0	11	8	19	1.5-5	0.0-0	0	1	0	0	2
2018	10/10	52	38	90	7.0-21	3.0-16	0	1	2	2	4
2019	12/12	70	80	150	16.5-73	9.0-56	1	4	1	0	0
2020	7/7	47	49	96	7.0-25	1.0-9	0	2	1	0	1
Total	40/29	180	175	355	32.0-124	13.0-81	1	8	4	2	7

NOTE: Played at Presbyterian College in 2017, 2018, 2019 & 2020



74 Ron Carr

OT • 6-5, 275 • R-SO.

OLON, OHIO

OLON HIGH SCHOOL

2021: Reserve offensive tackle ... in one career game, has played four snaps.

2020: Played in one game against Charlotte ... on the field for four snaps.

2019: Did not see game action.

PRIOR TO DUKE: Two-year letterman at Solon High School under coach Jim McQuaide ... consensus three-star prospect by *ESPN.com*, *247Sports.com* and *Rivals.com* ... the No. 45 offensive tackle nationally according to *ESPN.com* ... Second Team Northeast Lakes All-District selection and first team All-Greater Cleveland Conference honoree as a senior ... helped Solon to an 8-3 record and trip to the Ohio High School Athletic Association playoffs as a senior ... served as a team captain as a senior.

PERSONAL: Born August 12, 2001 ... majoring in evolutionary anthropology while minoring in African & African American studies ... son of Nikia Holland.



24

Cole Carteaux

S • 6-2, 210 • SR.

BRENTWOOD, TENN.

RAVENWOOD HIGH SCHOOL

2021: Reserve safety ... in three career games, has played six snaps.

2020: Played in one game against Charlotte ... on the field for one snap.

2019: Did not see game action.

2018: Played in two games ... saw action against N.C. Central and Temple in the Walk-On's Independence Bowl ... on the field for five snaps.

PRIOR TO DUKE: Three-year letterman at Ravenwood High School under coach Matt Daniels ... helped team to a three-year record of 31-10 with three state playoff berths including the state championship in 2015 ... had 90 tackles, four INTs and three fumble recoveries during senior season to earn first team all-region honors ... also lettered in lacrosse.

PERSONAL: Born March 12, 2000 ... double majoring in economics and finance while minoring in psychology ... son of Jodie and Nick Carteaux ... mother was a member of the swimming & diving program at College of Charleston.



90

DeWayne Carter

DT • 6-3, 300 • R-SO.

PICKERINGTON, OHIO

PICKERINGTON CENTRAL HIGH SCHOOL

2021: Expected to compete for a starting role at defensive tackle ... in 14 career games (one start), has compiled 12 tackles, 3.0 TFL, and 1.0 sack ... posted a career-high four tackles against Virginia in 2020 ... has played 439 snaps.

2020: Recipient of the program's Ace Parker Award, an honor presented annually to an individual who displays unparalleled commitment to the team and overcomes adversity to contribute ... played in all 11 games, starting against Virginia ... totaled 12 tackles, 3.0 TFL and 1.0 sack ... tallied a career-high four tackles at Virginia ... recorded 1.0 TFL against Georgia Tech and Florida State ... caught one pass for 11 yards out of punt formation at Georgia Tech ... on the field for 411 snaps.

2019: Played in three games ... saw action against Alabama, North Carolina A&T and Virginia ... recorded lone tackle against Alabama ... on the field for 28 snaps.

PRIOR TO DUKE: Four-year letterman at Pickerington Central under coach Jay Sharrett ... consensus three-star prospect by *ESPN.com*, *247Sports.com* and *Rivals.com* ... rated as the No. 33 defensive tackle nationally according to *Rivals.com* and *247Sports.com* ... helped Pickerington Central reach the Ohio High School Athletic Association (OHSAA) Division I semifinals the last three years of his career and won the state title as a junior ... two-time all-conference and all-district selection ... served as a team captain as a senior ... after senior year, first team all-state honoree by the *Associated Press* ... guided the Tigers to an 11-3 overall record ... *USA Today* American Family Insurance All-USA Ohio Football Team selection as a senior ... *The Columbus Dispatch's* All-Metro Team Defensive Player of Year as a senior after finishing with 83 tackles, 8.0 TFL and 5.0 sacks ... Pickerington Central finished 14-1 during state title campaign as a junior and 12-2 in sophomore season ... as a junior, carded 70 tackles and 11.0 TFL ... also played baseball and was a first team all-central district and first team All-Ohio Capital Conference-OHIO honoree.

PERSONAL: Born December 10, 2000 ... majoring in psychology while minoring in education and pursuing a certificate in markets and management ... son of Kristin and DeWayne

Carter ... father was a three-year letterman (1993-94-95) in football at Ohio State as the Buckeyes went 30-7-1, won the Big Ten championship in 1993 and appeared in a trio of bowl games ... grandfather, Raymond Carter, earned eight letters (1955-56-57-58) in football and track & field at Youngstown State, set the school mark in the 100-yard dash at 9.7 and in the broad jump at 23 feet and was inducted into the Youngstown State Hall of Fame in 1997 ... uncle, Raymond Carter, earned three letters (1983-84-85) as a tailback at Notre Dame.

STATISTICS

2019

Opponent	Solo	Ast	Total	TFL	QBS	INT	PBU	CF	FR	QBH
Alabama	0	1	1	0.0-0	0.0-0	0	0	0	0	0
North Carolina A&T	0	0	0	0.0-0	0.0-0	0	0	0	0	0
Middle Tennessee	- DNP -									
Virginia Tech	- DNP -									
Pittsburgh	- DNP -									
Georgia Tech	- DNP -									
Virginia	0	0	0	0.0-0	0.0-0	0	0	0	0	0
North Carolina	- DNP -									
Notre Dame	- DNP -									
Syracuse	- DNP -									
Wake Forest	- DNP -									
Miami	- DNP -									

2020

Opponent	Solo	Ast	Total	TFL	QBS	INT	PBU	CF	FR	QBH
Notre Dame	0	1	1	0.0-0	0.0-0	0	0	0	0	0
Boston College	0	1	1	0.5-3	0.5-3	0	0	0	0	0
Virginia ¹	0	4	4	0.0-0	0.0-0	0	0	0	0	0
Virginia Tech	0	1	1	0.5-4	0.5-4	0	0	0	0	0
Syracuse	0	0	0	0.0-0	0.0-0	0	0	0	0	0
NC State	0	0	0	0.0-0	0.0-0	0	0	0	0	0
Charlotte	0	0	0	0.0-0	0.0-0	0	0	0	0	0
North Carolina	1	0	1	0.0-0	0.0-0	0	0	0	0	0
Georgia Tech	2	1	3	1.0-5	0.0-0	0	0	0	0	0
Miami	0	0	0	0.0-0	0.0-0	0	0	0	0	0
Florida State	1	0	1	1.0-3	0.0-0	0	0	0	0	0

Year	G/GS	Solo	Ast	Total	TFL	QBS	INT	PBU	CF	FR	QBH
2019	3/0	0	1	1	0.0-0	0.0-0	0	0	0	0	0
2020	11/1	4	8	12	3.0-15	1.0-7	0	0	0	0	0
Total	14/1	4	9	13	3.0-15	1.0-7	0	0	0	0	0

Year	G/GS	Rec	Yards	Avg.	TD	Lg
2019	3/0	0	0	0	0	0
2020	11/1	1	11	11.00	0	11
Total	14/1	1	11	11.00	0	11



22

Jaylen Coleman

RB • 6-1, 205 • R-SO.

MATTHEWS, N.C.

PORTER RIDGE HIGH SCHOOL

2021: Reserve running back ... in 11 career games, has rushed 15 times for 42 yards (2.80) ... recorded career-highs of five carries and 34 yards against North Carolina A&T in 2019 ... has played 78 snaps.

2020: Played in two games, seeing action against Charlotte and Florida State ... returned to action after recovering from a ruptured left Achilles tendon suffered during spring practice, underwent surgery on March 2, 2020 ... on the field for two snaps.

2019: Played in nine games ... did not see action against Alabama, Virginia Tech and Notre Dame ... rushed 15 times for 42 yards (2.80) ... recorded career-highs of five carries and 34 yards against North Carolina A&T ... had a season-long rush of 23 yards against North Carolina A&T ... on the field for 76 snaps.

PRIOR TO DUKE: Three-year letterman at Porter Ridge High School under coach Michael Hertz ... consensus three-star prospect by *ESPN.com*, *247Sports.com* and *Rivals.com* ... the No. 76 running back in the country according to *247Sports.com* and No. 93 by *ESPN.com* ...

received the 2018 Charlotte Touchdown Club High School Leadership Award presented by the Carolina Panthers ... received four Union County Player of the Week awards during career ... following senior year, received Southwestern 4A Conference Offensive Player of the Year and All-Charlotte Observer first team honors ... USA Today American Family Insurance All-USA North Carolina Football Team second team selection as a senior ... Charlotte Media Group's 2018 Offensive Player of the Year after totaling 211 carries for 1,953 yards and 22 TDs ... rushed for 100+ yards in nine games as a senior ... guided Pirates to a 10-5 overall record and trip to the semifinals of the North Carolina High School Athletic Association (NCHSAA) 4A state playoffs as a senior ... in first game of senior year, carried 20 times for 349 yards and four TDs to help Porter Ridge to a 56-35 win over Cuthbertson High ... in opening round playoff game versus Central Cabarrus, rushed 15 times for 241 yards and three TDs ... as a junior, totaled 179 carries for 1,287 yards and 15 TDs and received Southwestern 4A All-Conference Honors ... also lettered in track & field, receiving all-conference honors in the 100 meters as a sophomore and junior ... as a junior, won the 100-meter dash at the NCHSAA 4A state championship (10.83) ... following senior year, named one of the five national finalists for the Franklin D. Watkins Memorial Award, an honor presented to the nation's top African-American high school scholar-athlete, joining former Duke lettermen Zavier Carmichael, Rakavius Chambers, Matt Daniels, Brandon Hill, Vince Oghobaase and Deion Williams, along with current team members Mataeo Durant, Jordan Moore and Michael Reese as finalists for the award.

PERSONAL: Born January 23, 2001 ... double majoring in biomedical engineering and electrical & computer engineering ... son of Karen and Corey Coleman ... uncle, Kenneth Stone Jr., earned two letters (1999-2000) as a running back at N.C. State ... uncle, Montrey Coleman, lettered four seasons (1999-2000-01-02) in baseball as a pitcher and outfielder at Florida A&M.

STATISTICS

2019									
Opponent	Rush	Yds	Lg	TD	Rec	Yds	Lg	TD	
Alabama		- DNP -							
North Carolina A&T	5	34	23	0	0	0	0	0	
Middle Tennessee	1	-6	-6	0	0	0	0	0	
Virginia Tech		- DNP -							
Pittsburgh	0	0	0	0	0	0	0	0	
Georgia Tech	4	8	5	0	0	0	0	0	
Virginia	3	1	2	0	0	0	0	0	
North Carolina	0	0	0	0	0	0	0	0	
Notre Dame		- DNP -							
Syracuse	2	5	3	0	0	0	0	0	
Wake Forest	0	0	0	0	0	0	0	0	
Miami	0	0	0	0	0	0	0	0	

2020									
Opponent	Rush	Yds	Lg	TD	Rec	Yds	Lg	TD	
Notre Dame		- DNP -							
Boston College		- DNP -							
Virginia		- DNP -							
Virginia Tech		- DNP -							
Syracuse		- DNP -							
NC State		- DNP -							
Charlotte	0	0	0	0	0	0	0	0	
North Carolina		- DNP -							
Georgia Tech		- DNP -							
Miami		- DNP -							
Florida State	0	0	0	0	0	0	0	0	

Year	G/GS	Rush	Yards	Avg.	TD	Lg
2019	9/0	15	42	2.80	0	23
2020	2/0	0	0	-	0	0
Total	11/0	15	42	2.80	0	23



13
Jack Colyar

QB • 6-3, 190 • JR.

LANGHORNE, PA.

ARCHBISHOP WOOD HIGH SCHOOL

2021: Reserve quarterback.

2020: Did not see game action.

2019: Did not see game action.

PRIOR TO DUKE: Lettered three seasons at Archbishop Wood High School under coach Steve Devlin ... helped the Vikings to Pennsylvania Interscholastic Athletic Association 5A state championships as a sophomore and junior and a runner-up performance as a senior ... voted team captain as a senior ... completed 224-of-425 (.527) passes for 3,584 yards and 43 TD passes during career ... also a four-year letterwinner for the baseball program.

PERSONAL: Born November 30, 2000 ... majoring in economics ... son of Theresa and Gus Colyar.



91
Ahmad Craig

DE • 6-5, 250 • R-SO.

BUFORD, GA.

BUFORD HIGH SCHOOL

2021: Reserve defensive end ... in one career game, has played six snaps.

2020: Played in one game against North Carolina ... on the field for six snaps.

2019: Did not see game action.

PRIOR TO DUKE: Three-year letterman at Buford High School under coach John Ford ... consensus three-star prospect by ESPN.com, 247Sports.com and Rivals.com ... the No. 55 strongside defensive end in the country according to 247Sports.com ... helped the Wolves to a 10-3 overall record as a senior and trip to the Georgia High School Association (GHSA) AAAAAA quarterfinals ... guided Buford to a 5-0 record in Region 8-AAAAAA action during final campaign ... earned honorable mention all-region 8-AAAAAA accolades as a senior ... during junior year, member of the Wolves' 11-2 season that resulted in a GHSA AAAAA state semifinals appearance ... as a sophomore, helped Buford to a 13-2 season as a team, advancing to the GHSA AAAAA championship game ... high school teammate of current teammate Josh Blackwell at Buford.

PERSONAL: Born November 16, 2000 ... son of Nedrea Townes and Anthony Craig ... cousin, Tim Wansley, earned three letters (1998-99-2000-01) as a defensive back at Georgia and earned a pair of All-SEC citations, was a seventh round NFL Draft selection of the Tampa Bay Buccaneers in 2002, played with Tampa Bay in 2002 and 2003 and won Super Bowl XXXVII with the Buccaneers with a 48-21 victory over the Oakland Raiders on January 26, 2003.



81 Nicky Dalmolin

TE • 6-4, 215 • SO.

CUMMING, GA.

NORTH FORSYTH HIGH SCHOOL

2021: Reserve tight end ... in nine career games, has registered three receptions for 42 yards (14.0) ... recorded a career-best two receptions for 29 yards at Florida State in 2020 ... has played 107 snaps.


2020: Played in the final nine games of season ... totaled three receptions for 42 yards (14.0) ... made first career reception for a 13-yard gain against Miami ... recorded two catches for 29 yards, including a career-long 17-yard reception, at Florida State ... on the field for 107 snaps.

PRIOR TO DUKE: Lettered four years at North Forsyth High School under coach Robert Craft ... consensus three-star prospect by *ESPN.com*, *247Sports.com* and *Rivals.com* ... ranked by *ESPN.com* as the No. 60 overall prospect and No. 10 wide receiver in the state of Georgia ... compiled 2,087 career yards on 171 receptions with 19 TDs ... helped North Forsyth to two state playoff appearances ... set school single-game records for receptions (13), receiving yards (237) and receiving TDs (4), while graduating as North Forsyth's program leader in career catches ... also competed two years in track and field, with his 4x100 meter relay team breaking the school record in 2019.

PERSONAL: Born November 27, 2001 ... son of Rich and Maria Dalmolin.

STATISTICS

Year	G/GS	Rec	Yards	Avg.	TD	Lg
2020	9/0	3	42	14.0	0	-
Total	9/0	3	42	14.0	0	-



13 Tony Davis

CB • 6-2, 195 • R-SO.

GASTONIA, N.C.

HUNTER HUSS HIGH SCHOOL

2021: Reserve cornerback ... in five career games, has two tackles ... has played 25 snaps.

2020: Played in three games ... saw action against Virginia, Charlotte and North Carolina ... totaled one tackle against North Carolina ... on the field for 13 snaps.

2019: Played in two games versus North Carolina and Syracuse ... recorded one tackle against Syracuse ... on the field for 12 snaps.

PRIOR TO DUKE: Four-year letterman at Hunter Huss High School under coach Jamar McKoy ... consensus four-star prospect by *ESPN.com*, *247Sports.com* and *Rivals.com* ... ranked as the No. 282 overall prospect in the country according to *Rivals.com* ... the No. 18 cornerback nationally according to *Rivals.com* ... selected to play in the Shrine Bowl of the Carolinas ... four-time All-Big South 3A selection ... three-time All-Gaston Gazette selection ... honorable mention All-Charlotte Observer pick as a senior ... USA Today American Family Insurance ALL-USA North Carolina Football Team first team selection as a senior ... as a senior, helped Hunter Huss to a 13-1 record and 7-0 Big South 3A mark as the Huskies advanced to the quarterfinals of the North Carolina High School Athletic Association (NCHSAA) playoffs before falling to Charlotte Catholic ... during senior year, recorded 45 tackles, four pass breakups and two caused fumbles and added 24 receptions for 696 yards and six touchdowns ... helped Huss to an 8-5 record and second round appearance in the NCHSAA playoffs as a junior ... recorded four INTs as a junior ... rushed for 266 yards and passed for 376 yards at quarterback in his first two seasons before adding defensive responsibilities.

PERSONAL: Born August 1, 2000 ... majoring in sociology while minoring in history and pursuing a certificate in markets and management ... son of Vanessa and Terrence Williamson.

STATISTICS

Year	G/GS	Solo	Ast	Total	TFL	QBS	INT	PBU	CF	FR	QBH
2019	2/0	1	0	1	0.0-0	0.0-0	0	0	0	0	0
2020	3/0	1	0	1	0.0-0	0.0-0	0	0	0	0	0
Total	5/0	2	0	2	0.0-0	0.0-0	0	0	0	0	0



25 Trent Davis

RB • 5-10, 170 • FR.

ATTALLA, ALA.

ETOWAH HIGH SCHOOL

PRIOR TO DUKE: Lettered four seasons at Etowah High School ... tabbed a three-star prospect by *ESPN.com*, *247Sports.com* and *Rivals.com* ... charted as the No. 47 running back in the nation by *ESPN.com* ... as a junior, rushed 98 times for 1,400 yards and 14 TDs while catching 21 passes for 412 yards and five TDs ... named the Etowah County Offensive Player of the Year as a junior ... amassed 1,200 yards and 10 TDs on 118 carries as a sophomore ... two-time all-area and all-region honoree ... named team MVP after both sophomore and junior seasons ... invited to play in the North/South All-Star Game by the *Alabama High School Athletic Association* ... lead Etowah to a 33-7 record over last three seasons ... also a four-year letterwinner in basketball, earning Etowah County Player of the Year honors in 2019-20.

PERSONAL: Born July 29, 2002 ... son of Thomas and April Davis ... father lettered in basketball at Troy University (1991-93) ... brother, TJ, ran track at Carson-Newman College (2013-17).



2 Luca Diamont

QB • 6-3, 190 • R-FR.

VENICE, CALIF.

VENICE HIGH SCHOOL

2021: Reserve quarterback ... in one career game, has completed five-of-eight passes (.625) for 38 yards with one INT and rushed 12 times for 60 yards (5.00) ... has played 32 snaps.

2020: Played in one game against Florida State ... completed five-of-eight passes (.625) for 38 yards with one INT and rushed 12 times for 60 yards (5.00) ... connected with TE Nicky Dalmolin on a season-long 17-yard pass and rushed for a season-long 23-yard gain against the Seminoles ... on the field for 32 snaps ... enrolled at Duke in January 2020.

PRIOR TO DUKE: Lettered four years at Venice High School under coach Angelo Gasca ... four-star prospect by *ESPN.com* and a three-star prospect by *Rivals.com* and *247Sports.com* ... charted as the No. 18 and No. 13 dual threat quarterback in the nation by *ESPN.com* and *247Sports.com*, respectively ... as a senior, threw for 2,161 yards and 23 TDs while rushing for 1,520 yards and 24 TDs ... finished career with 6,787 passing yards and 70 TDs, while rushing for 2,564 yards and 33 TDs ... three-time All-America selection by Tom Lemming ... two-time Western League Offensive Player of the Year and all-city honoree ... selected to the Offense-Defense All-American Bowl.

PERSONAL: Born December 10, 2000 ... son of Don Diamont and Cindy Ambuehl.



15 Placide Djungu-Sungu

S • 6-1, 170 • FR.

ARLINGTON, TEXAS

JAMES MARTIN HIGH SCHOOL

PRIOR TO DUKE: Lettered three years at James Martin High School under coach Bob Wager ... tabbed a three-star prospect by *ESPN.com*, *247Sports.com* and *Rivals.com* ... ranked as the No. 65 safety in the nation by *ESPN.com* ... totaled 83 tackles, two INTs and six PBUs as a junior ... named first team all-district after helping James Martin to an 11-2 record and state playoff berth ... recorded 31 total tackles and nine PBUs as a sophomore ... also lettered four years in track, competing at the regional level each season.

PERSONAL: Born December 18, 2002 ... son of Dorothy Kabole Nishmba ... sister, Malaika, is a current member of the Oberlin track and field program.



21 Mataeo Durant

RB • 6-1, 195 • SR.

PLUM BRANCH, S.C.

MCCORMICK HIGH SCHOOL

2021: Scheduled to start at running back ... returns after earned Duke's MVP honor in 2020 ... preseason All-ACC recipient and preseason All-ACC selection by *Athlon Sports* (2nd team), *Phil Steele* (2nd team), and *Pro Football Focus* (3rd team) ... also selected to the Reese's Senior Bowl Watch List, Doak Walker Award and Maxwell Award Watch Lists ... in 32 career games, has rushed 234 times for 1,321 yards (5.65) with nine TDs and caught 28 passes for 224 yards (8.00) with two TDs ... has amassed 1,545 all-purpose yards ... has scored 66 career points (11 TDs) ... led Duke with 924 all-purpose yards ... rushed for 50+ yards in 11 career games ... topped the 100-yard plateau on the ground four times, against Syracuse (23-163; 2020), North Carolina (11-132; 2020), Florida State (13-127; 2020) and Charlotte (12-104; 2020) ... has 11 rushing attempts of 20+ yards, including a career-long 64-yard TD jaunt versus Florida State in 2020 ... has posted nine games with 2+ pass receptions, including a career-high three catches on five different occasions, most recently against Miami in 2020 ... has five games with 25+ receiving yards, including a career-best 53 yards at Virginia Tech in 2020 ... rushed for 817 yards in 2020, marking the third highest total in the David Cutcliffe Era and the 15th highest single-season total in program history ... joined teammate Deon Jackson in 2020 to become the fourth pair of running backs to eclipse the 600-yard mark on the ground during the same season ... became the 12th player in school history to record 4+ 100-yard rushing games and sits 30th in Duke's career rushing chart ... holds four career TDs of 20+ yards (three rushing, one receiving) ... has played 881 career snaps.

2020: Recipient of the team's Carmen Falcone Most Valuable Player Award ... played in all 11 games ... rushed 120 times for a team-high 817 yards (6.81) and a team-best eight TDs ... had 12 receptions for 107 yards (8.92) and one TD ... yards per attempt ranks as the fourth-highest single-season total in Duke history, trailing only Shaun Wilson (7.67 in 2014), Ace Parker (7.43 in 1935) & Buddy Luper (6.84 in 1943) ... rushing yardage total stands 15th on the Blue Devil single-season chart ... in the ACC, ranked fourth in average yards per rush, tied for sixth in rushing TDs and seventh in both rushing yards and rushing yards per game (74.3) ... registered a season-best 163 ground yards against Syracuse, which was the 14th-most rushing yards in a single game in the ACC ... registered three multi-score games against Syracuse (two rushing), Charlotte (two rushing) and Georgia Tech (one rushing & one receiving) ... scored a rushing TD in three consecutive games versus Charlotte, North Carolina and Georgia Tech ... recorded three additional 100+ yard rushing games against North Carolina (132), Florida State (127) and Charlotte (104) ... on two different occasions, joined teammate Deon Jackson as each registered 100+ yards rushing in the same game, marking just the second time in program history the same two players registered 100+ rushing yards in the same contest on multiple occasions during a single season (1976: Art Gore and Mike Dunn against N.C. State & North Carolina) ... accumulated 40+ rushing yards

in eight contests ... posted a season-high 23 carries in Duke's win at Syracuse ... scampered for a season-long 64-yard rushing TD against Florida State and caught a season-long 30-yard TD pass from QB Chase Brice at Georgia Tech ... earned nine plays of 20+ yards (one receiving & eight rushing) with four scores ... accounted for 54 points from nine TDs (one receiving & eight rushing) ... paired with Jackson (five) to form the 29th duo in program history to each total 5+ rushing TDs in a campaign ... also teamed with Jackson (682 yards) to form the 17th duo in program lore to register 500+ rushing yards during a single season ... on the field for 392 snaps.

2019: Played in all 12 games ... rushed 97 times for 461 yards (4.75) and one TD while catching 16 passes for 117 yards (7.31) ... finished third on the team in rushing yards ... recorded a season-best 74 rushing yards against Georgia Tech ... had season-long 42-yard rush against Miami ... scored only two TDs on the year versus North Carolina A&T (1-yard rush & 22-yard reception) ... compiled season-best 53 receiving yards against Virginia Tech ... on the field for 381 snaps.

2018: Played in nine games ... did not see action against Army West Point, Northwestern, N.C. Central and Virginia Tech ... rushed 17 times for 43 yards (2.53) ... had a season-high six carries at Miami and gained a campaign-best 22 yards versus Wake Forest ... long gain of nine yards came against the Demon Deacons ... logged four tackles and one caused fumble on special teams ... carded two tackles against North Carolina and was credited with a caused fumble at Georgia Tech during a stretch when Duke forced fumbles on three consecutive drives to turn a 7-7 tie into a 28-7 advantage ... on the field for 108 snaps.

PRIOR TO DUKE: Lettered four seasons at McCormick High School under coach Paul Pratt ... three-star prospect according to *ESPN.com*, *Rivals.com* and *247Sports.com* ... charted as the No. 49 running back in the country by *Rivals.com* and the No. 66 running back in the nation by *ESPN.com* ... selected to play in the Shrine Bowl of the Carolinas ... 2017 South Carolina Football Coaches Association Upper State Running Back of the Year choice ... Class A-Region 1 Player of the Year selection as a junior and senior ... two-time all-state pick ... during senior year, helped McCormick to a 6-5 record and state playoff berth by rushing for 1,551 yards and 19 TDs on 159 carries ... helped McCormick to consecutive Region 1-A titles in 2016 and 2017 ... as a junior, rushed for 1,375 yards and 17 TDs in six games ... during sophomore campaign, rushed for 1,349 yards and 16 TDs on 144 carries ... in freshman year, totaled 1,979 yards on 177 carries with 26 TDs ... also played basketball and earned South Carolina Basketball Coaches Association all-state accolades as a junior ... member of the track and field program as a sprinter and earned regional championships in the 100 meters, 200 meters and 4x100-meter relay ... in 2017, earned a third place finish at the state meet in both the 100 and 200 meters ... in 2018, placed second in the 200 meters (22.81 seconds) and third in the 100 meters (11.03 seconds) at the state meet ... following senior year, named one of the five national finalists for the Franklin D. Watkins Memorial Award, an honor presented to the nation's top African-American high school scholar-athlete, joining former Duke lettermen Zavier Carmichael, Rakavius Chambers, Matt Daniels, Brandon Hill, Vince Oghobaase, and Deion Williams, along with current team members Jaylen Coleman, Jordan Moore and Michael Reese as finalists for the award.

PERSONAL: Born December 4, 1999 ... majoring in psychology ... son of Nakisha and George Durant ... cousin, Davon Durant, played football at Marshall University (2013-17).

STATISTICS

2018

Opponent	Rush	Yds	Lg	TD	Rec	Yds	Lg	TD
Army West Point		- DNP -						
Northwestern		- DNP -						
Baylor	0	0	0	0	0	0	0	0
N.C. Central		- DNP -						
Virginia Tech		- DNP -						
Georgia Tech	0	0	0	0	0	0	0	0
Virginia	0	0	0	0	0	0	0	0
Pittsburgh	1	4	4	0	0	0	0	0
Miami	6	8	5	0	0	0	0	0
North Carolina	0	0	0	0	0	0	0	0
Clemson	2	5	4	0	0	0	0	0
Wake Forest	5	22	9	0	0	0	0	0
Temple	3	4	5	0	0	0	0	0

2019


Opponent	Rush	Yds	Lg	TD	Rec	Yds	Lg	TD
Alabama	7	31	7	0	1	1	1	0
North Carolina A&T	9	15	5	1	3	39	22	1
Middle Tennessee	10	47	22	0	2	15	9	0
Virginia Tech	11	29	7	0	3	53	18	0
Pittsburgh	6	23	9	0	2	4	4	0
Georgia Tech	13	74	38	0	0	0	0	0
Virginia	5	7	4	0	2	5	7	0
North Carolina	4	22	11	0	1	3	3	0
Notre Dame	7	29	10	0	1	-4	-4	0
Syracuse	11	54	12	0	0	0	0	0
Wake Forest	7	71	15	0	1	1	1	0
Miami	7	59	42	0	0	0	0	0

2020

Opponent	Rush	Yds	Lg	TD	Rec	Yds	Lg	TD
Notre Dame	5	7	3	0	0	0	0	0
Boston College	5	59	49	1	1	4	4	0
Virginia	8	32	17	0	0	0	0	0
Virginia Tech	11	86	27	0	0	0	0	0
Syracuse	23	163	48	2	0	0	0	0
N.C. State	7	9	9	0	3	26	13	0
Charlotte	12	104	60	2	0	0	0	0
North Carolina	11	132	46	1	2	29	16	0
Georgia Tech	15	50	14	1	3	48	30	1
Miami	10	48	16	0	3	0	2	0
Florida State	13	127	64	1	0	0	0	0

Year	G/GS	Rush	Yards	Avg.	TD	Lg
2018	9/0	17	43	2.53	0	9
2019	12/0	97	461	4.75	1	42
2020	11/0	120	817	6.81	8	64
Total	32/0	234	1,321	5.65	9	64

Year	G/GS	Rec	Yards	Avg.	TD	Lg
2018	9/0	0	0	0.00	0	0
2019	12/0	16	117	7.31	1	22
2020	11/0	12	107	8.92	1	30
Total	32/0	28	224	8.00	2	30



83

Zamari Ellis

DE • 6-5, 240 • R-JR.

HENDERSON, N.C.

SOUTHERN VANCE HIGH SCHOOL

2021: Reserve defensive end ... transitioned from tight end to defensive end during spring practice ... in one career game, has played two snaps.

2020: Did not see game action.

2019: Did not see game action.

2018: Played in one game ... on the field for two snaps versus Temple in the Walk-On's Independence Bowl ... enrolled at Duke in January 2018.

PRIOR TO DUKE: Played at Southern Vance High School under coaches Darry Ragland and Lewis Young ... three-star prospect according to *ESPN.com*, *Rivals.com* and *247Sports.com* ... consensus top-60 tight end nationally by *Rivals.com* (No. 33), *ESPN.com* (No. 37) and *247Sports.com* (No. 60) ... 2016 *USA Today* North Carolina first team all-state selection ... named to the Northern Carolina 2A all-conference squad as both a sophomore and junior ... missed entire senior season due to injury ... during junior year, led the team in receiving with 35 catches for 613 yards and nine TDs ... as a sophomore, caught 31 passes for 536 yards and seven TDs ... as a freshman, caught 33 passes for 342 yards and two TDs ... also played basketball.

PERSONAL: Born March 17, 2000 ... majoring in sociology while minoring in education and pursuing a certificate in markets and management ... son of Zandria and Patrick Ellis.

82
Cole Finney

TE • 6-7, 250 • R-FR.

HINGHAM, MASS.


HINGHAM HIGH SCHOOL

2021: Reserve tight end ... in three career games, has played 14 snaps.

2020: Played in three games ... saw action against North Carolina, Georgia Tech and Miami ... on the field for 14 snaps.

PRIOR TO DUKE: Lettered three years at Hingham High School under coaches Chris Arouca, Jim Connor and Mark Nutley ... three-star prospect by *ESPN.com* and *247Sports.com* ... ranked by *ESPN.com* as the No. 33 tight end in the nation ... registered 50 career receptions with 11 TDs ... helped Hingham to two South Sectional Final appearances ... as a senior, was named team captain, Patriot League All-Star, and Patriot League and *Boston Herald* All-Scholastic Team member ... also lettered in lacrosse and helped Hingham to the state championship in 2017.

PERSONAL: Born December 8, 2001 ... son of Peter and Sonja Finney.



11

Isaiah Fisher-Smith

S • 6-0, 205 • SO.

GREENSBORO, N.C.

PAGE HIGH SCHOOL

2021: Reserve safety ... in nine career games, has registered two tackles and two blocked punts ... earned blocked punts against N.C. State and Charlotte in 2020 ... has played 96 snaps.

2020: Saw action in nine games mostly on special teams ... compiled two tackles ... blocked one punt against both N.C. State and Charlotte to become the second player in the David Cutcliffe Era to record multiple blocked kicks in a single season (Mike Ramsey; two in 2017) ... tabbed the ACC Specialist of the Week on Oct. 30 following Duke's win over Charlotte ... helped Duke's punt return coverage unit limit opponents to just 12 punt return yards on 16 attempts (0.75) ... on the field for 96 snaps.

PRIOR TO DUKE: Lettered two years at Page High School under coach Jared Rolles ... consensus three-star prospect by *ESPN.com*, *247Sports.com* and *Rivals.com* ... listed by *247Sports.com* as the No. 71 safety in the nation ... for his career, compiled 160 tackles, six blocked punts, two interceptions, five forced fumbles and four sacks ... all-area and all-conference selection ... helped Page to two state playoff appearances ... also lettered in track and field.

PERSONAL: Born May 20, 2002 ... son of the late Jewel Smith.

STATISTICS

Year	G/GS	Solo	Ast	Total	TFL	QBS	INT	PBU	CF	FR	QBH
2020	9/0	0	2	2	0.0-0	0.0-0	0	0	0	0	0
Total	9/0	0	2	2	0.0-0	0.0-0	0	0	0	0	0

NOTE: Blocked one punt against N.C. State and Charlotte, 2020



64 Brian Foley

OG • 6-4, 315 • GR.

CLARENDON HILLS, ILL.

HINSDALE CENTRAL HIGH SCHOOL (HOLY CROSS)

2021: Graduate transfer from College of Holy Cross ... played four seasons with the Crusaders (2017-18-19-20) ... earned second team All-America honors from the *American Football Coaches Association FCS Coaches'* and *Stats Perform FCS* in spring of 2021 ... three-time first team All-Patriot League choice ... played in 36 career games (26 starts) at Holy Cross.

PRIOR TO DUKE: Four-year member of the football program at the College of Holy Cross in 2017-18-19-20 ... second team All-America selection by the *American Football Coaches Association FCS Coaches'* and *Stats Perform FCS* in spring of 2021 ... three-time first team All-Patriot League honoree and 2020-21 team captain ... added All-ECAC Second Team honors in 2019 and was a *Hero Sports* Honorable Mention Sophomore All-American in 2018 ... recipient of the Davitt Award as the team's top offensive lineman in 2018 and 2019 ... played in 36 career games (26 starts) as a Crusader ... attended Hinsdale Central High School and was coached by Dan Hartman ... named all-area and all-conference following senior season ... helped lead Hinsdale to the 2016 West Suburban Conference championship ... selected as one of the top interior linemen in Illinois by *Deep Dish Football* ... also lettered in wrestling.

PERSONAL: Born March 8, 1999 ... graduated from Holy Cross in May 2021, with a degree in political science ... currently pursuing a master's in management studies from Fuqua School of Business ... son of Brendan and Laura Foley ... brother, Patrick, played football at Denison University (2011-12-13-14).



55 Ja'Mion Franklin

DT • 6-1, 310 • R-JR.

RIDGELY, MD.

NORTH CAROLINE HIGH SCHOOL (NOTRE DAME)

2021: Transfer from the University of Notre Dame ... three-year member of the Fighting Irish program (2018-19-20) ... in 12 career games with Notre Dame, registered four tackles.

PRIOR TO DUKE: Three-year member of the football program at the University of Notre Dame in 2018-19-20 ... in 12 career games with the Fighting Irish, registered four tackles ... attended North Carolina High School and was coached by James McCormick ... charted as a three-star prospect by *ESPN.com*, *Rivals.com* and *247Sports.com* ... was the No. 34 and No. 42 defensive tackle in the nation by *Rivals.com* and *247Sports.com*, respectively, while being listed as the No. 11, No. 12, and No. 14 prospect from the state of Maryland by *Rivals.com*, *247Sports.com* and *ESPN.com* ... as a senior, registered 45 tackles, 12.0 tackles for loss, 4.0 sacks, four forced fumbles, three pass breakups and one blocked punt ... named the Bayside Conference Defensive Player of the Year and to the First Team All-Bayside Conference team in 2017 ... selected to participate in Nike's 2017 "The Opening" in Beaverton, Oregon.

PERSONAL: Born November 13, 1999 ... majoring in visual and media studies ... son of James and Latoya Franklin.



48 Tre Freeman

LB • 6-1, 230 • FR.

DURHAM, N.C.

NORTHERN HIGH SCHOOL

2021: Reserve linebacker ... enrolled at Duke in January 2021.

PRIOR TO DUKE: Lettered four seasons at Northern High School under head coach John Hammett ... labeled a three-star prospect by *ESPN.com*, *247Sports.com* and *Rivals.com* ... helped Northern to a 28-8 record and three state playoff berths ... three-time all-conference selection ... also lettered in basketball and track.

PERSONAL: Born November 1, 2002 ... son of Anthony and Tomika Freeman ... father lettered in football at East Carolina University (1991-92).



93 Ben Frye

DE • 6-3, 255 • GR.

DUBLIN, OHIO

DUBLIN COFFMAN HIGH SCHOOL

2021: Returning starter at defensive tackle ... expected to see action at defensive end ... in 25 career games (nine starts) has recorded 42 tackles, 8.0 TFL, 2.5 sacks and one QB pressure ... has carded 2+ tackles in 13 contests with a career-high five stops versus both Boston College and Syracuse in 2020 ... owns two games with 1.5+ TFL, including a career-best 2.0 at Pittsburgh in 2018 ... has played 633 career snaps ... also a member of the Duke wrestling program.

2020: Academic All-ACC ... played in all 11 games, starting nine ... accumulated 28 tackles with 3.0 TFL, one sack and one QB pressure ... recorded 3+ tackles in each of Duke's first seven games of the season ... recorded a season-high five tackles against Boston College and Syracuse ... earned 1.0 TFL against Virginia Tech and N.C. State ... registered a QB pressure against Notre Dame ... on the field for 483 snaps.

2019: Saw action in eight games, missing the Alabama, North Carolina A&T, Pittsburgh, and North Carolina contests ... compiled nine tackles, 1.5 TFL and 0.5 sack ... posted season-best three tackles against No. 15 Notre Dame ... garnered a season-high 1.0 TFL against Georgia Tech ... on the field for 88 snaps.

2018: Played in six games before suffering a torn left anterior cruciate ligament on November 7 ... saw action against Baylor, N.C. Central, Virginia Tech, Georgia Tech, Pittsburgh and Miami ... recorded five tackles, 3.5 TFL and one sack ... carded 2+ tackles in two contests with a season-high three versus N.C. Central ... owns two games with 1.5+ TFL including a year-best 2.0 at Pittsburgh ... on the field for 62 snaps.

2017: Did not see game action.

DUKE WRESTLING: Also a member of the Duke wrestling team ... compiled a dual record of 2-2 while competing in the 285-pound weight division.

PRIOR TO DUKE: Played at Dublin Coffman High School for coach Mark Crabtree ... three-star prospect by *ESPN.com*, *Rivals.com* and *247Sports.com* ... charted as the No. 72 weak-side defensive end in the nation by *247Sports.com* ... first team all-state pick by the *Associated Press* as a senior ... also earned Ohio Capital Conference-Central Co-Defensive Player of the Year and first team all-league honors ... in senior season, posted 84 tackles, 23.0 TFL, 10.0 sacks and two caused fumbles as Dublin Coffman went 9-3 and advanced to the second round of the state playoffs ... as a junior, earned all-conference accolades as squad went 8-4 and qualified for the state playoffs ... also lettered in wrestling ... two-time all-state honoree on the mat including a runner-up state finish as a senior.

PERSONAL: Born October 5, 1998 ... graduated from Duke in May 2021, with an evolutionary anthropology degree and a minor in biology ... currently pursuing a master's in management studies from Duke's Fuqua School of Business ... son of Scott Frye and Kelly Pritchard ... father played football at Olivet Nazarene University.


STATISTICS

2018	Opponent	Solo	Ast	Total	TFL	QBS	INT	PBU	CF	FR	QBH	
	Army West Point	- DNP -										
	Northwestern	- DNP -										
	Baylor	0	0	0	0.0-0	0.0-0	0	0	0	0	0	
	N.C. Central	1	2	3	1.5-3	0.0-0	0	0	0	0	0	
	Virginia Tech	0	0	0	0.0-0	0.0-0	0	0	0	0	0	
	Georgia Tech	0	0	0	0.0-0	0.0-0	0	0	0	0	0	
	Virginia	- DNP -										
	Pittsburgh	2	0	2	2.0-2	1.0-1	0	0	0	0	0	
	Miami	0	0	0	0.0-0	0.0-0	0	0	0	0	0	
	North Carolina	- DNP -										
	Clemson	- DNP -										
	Wake Forest	- DNP -										
	Temple	- DNP -										

2019	Opponent	Solo	Ast	Total	TFL	QBS	INT	PBU	CF	FR	QBH	
	Alabama	- DNP -										
	North Carolina A&T	- DNP -										
	Middle Tennessee	0	0	0	0.0-0	0.0-0	0	0	0	0	0	
	Virginia Tech	1	0	1	0.0-0	0.0-0	0	0	0	0	0	
	Pittsburgh	- DNP -										
	Georgia Tech	2	0	2	1.0-2	0.0-0	0	0	0	0	0	
	Virginia	0	0	0	0.0-0	0.0-0	0	0	0	0	0	
	North Carolina	- DNP -										
	Notre Dame	0	3	3	0.0-0	0.0-0	0	0	0	0	0	
	Syracuse	0	2	2	0.0-0	0.0-0	0	0	0	0	0	
	Wake Forest	0	0	0	0.0-0	0.0-0	0	0	0	0	0	
	Miami	0	1	1	0.5-4	0.5-4	0	0	0	0	0	

2020	Opponent	Solo	Ast	Total	TFL	QBS	INT	PBU	CF	FR	QBH
	Notre Dame ¹	1	2	3	0.5-1	0.5-1	0	0	0	0	1
	Boston College ²	1	4	5	0.0-0	0.0-0	0	0	0	0	0
	Virginia ³	1	2	3	0.0-0	0.0-0	0	0	0	0	0
	Virginia Tech ⁴	1	3	4	1.0-2	0.0-0	0	0	0	0	0
	Syracuse ⁵	1	4	5	0.5-3	0.5-3	0	0	0	0	0
	N.C. State ⁶	1	2	3	1.0-4	0.0-0	0	0	0	0	0
	Charlotte	2	1	3	0.0-0	0.0-0	0	0	0	0	0
	North Carolina ⁷	2	0	2	0.0-0	0.0-0	0	0	0	0	0
	Georgia Tech ⁸	0	0	0	0.0-0	0.0-0	0	0	0	0	0
	Miami ⁹	0	0	0	0.0-0	0.0-0	0	0	0	0	0
	Florida State	0	0	0	0.0-0	0.0-0	0	0	0	0	0

Year	G/GS	Solo	Ast	Total	TFL	QBS	INT	PBU	CF	FR	QBH
2018	6/0	3	2	5	3.5-5	1.0-1	0	0	0	0	0
2019	8/0	3	6	9	1.5-6	0.5-4	0	0	0	0	0
2020	11/9	10	18	28	3.0-10	1.0-4	0	0	0	0	1
Total	25/9	16	26	42	8.0-21	2.5-9	0	0	0	0	1



24
Jarrett Garner

WR • 6-3, 210 • R-JR.
HARRISBURG, N.C.
HICKORY RIDGE HIGH SCHOOL

2021: Reserve wide receiver ... has played in 17 career games with one start ... has compiled 13 receptions for 274 yards (21.08) and two TDs ... posted 2+ receptions in four games, including a career-high three catches against Virginia Tech and Syracuse in 2020 ... logged a career-best 84 yards against the Hokies in 2020 ... earned a career-long 52-yard TD reception at Syracuse in 2020 ... has played 392 career snaps.

2020: Saw action in 10 games, earning one start against Georgia Tech ... compiled 13 receptions for 274 yards (21.08) and two TDs ... posted 2+ receptions in four games, including a season-high three catches against Virginia Tech and Syracuse ... logged a season-best 84 yards against the Hokies, while season-long 52-yard TD reception came against the Orange ... also tallied a 28-yard TD reception at Georgia Tech ... on the field for 311 snaps.

2019: Played in three games ... saw action against Middle Tennessee, Virginia Tech and Pittsburgh ... suffered season-ending knee injury against Pittsburgh ... underwent surgery on October 7, 2019 to repair a torn anterior cruciate ligament ... on the field for 11 snaps.

2018: Played in four games ... saw action against Virginia, North Carolina, Clemson and Wake Forest ... recipient of the program's Sonny Falcone Iron Duke Award, an honor presented annually to offensive, defensive and developmental program members for their year-round commitment to strength training and conditioning ... on the field for 70 snaps.


PRIOR TO DUKE: Lettered two seasons at Hickory Ridge High School under coach Jason Seidel ... three-star prospect by *ESPN.com*, *Rivals.com* and *247Sports.com* ... selected to play in the Shrine Bowl of the Carolinas ... as a senior, named a finalist for *WSOC-TV's* Big 22 Player of the Year award ... Southwestern 4A all-conference selection in 2017 ... finished senior year with 43 receptions for 846 yards and 10 TDs ... helped the Ragin' Bulls to an 11-3 record and a trip to the third round of the North Carolina High School Athletic Association (NCHSAA) 4A state playoffs ... as a junior, totaled 60 receptions for 1,292 yards and 14 TDs ... helped Hickory Ridge to the NCHSAA 3AA state semifinals with a 12-3 mark in 2016.

PERSONAL: Born June 25, 2000 ... double majoring in sociology and African & African American studies while pursuing a certificate in markets and management ... son of Rodney and Letitia Garner.

STATISTICS

2020	Opponent	Rec	Yds	Lg	TD	Rush	Yds	Lg	TD	
	Notre Dame	- DNP -								
	Boston College	0	0	0	0	0	0	0	0	
	Virginia	2	40	28	0	0	0	0	0	
	Virginia Tech	3	84	41	0	0	0	0	0	
	Syracuse	3	73	52	1	0	0	0	0	
	NC State	2	13	11	0	0	0	0	0	
	Charlotte	1	28	28	0	0	0	0	0	
	North Carolina	0	0	0	0	0	0	0	0	
	Georgia Tech ¹	2	36	28	1	0	0	0	0	
	Miami	0	0	0	0	0	0	0	0	
	Florida State	0	0	0	0	0	0	0	0	

Year	G/GS	Rec	Yards	Avg.	TD	Lg
2018	4/0	0	0	-	0	0
2019	3/0	0	0	-	0	0
2020	10/1	13	274	21.1	2	52
Total	17/1	13	274	21.1	2	52



70
John Gelotte

OT • 6-7, 295 • R-SO.
ROEBUCK, S.C.
DORMAN HIGH SCHOOL

2021: Expected to compete for starting spot at offensive tackle ... in 14 career games, has played 110 snaps.

2020: Played in 10 games, missing only the Miami game ... helped block for an attack that averaged 379.7 yards of total offense per game ... created paths for running backs Mataeo Durant and Deon Jackson to record four and two games with over 100+ rushing yards, respectively ... helped the Duke offense register 33 total TDs, including 19 via the ground game ... blocked for an aerial attack that threw for over 2,400+ yards for the 11th time in the last 12 seasons ... on the field for 83 snaps.

2019: Played in four games against Alabama, North Carolina A&T, Middle Tennessee and Virginia Tech ... on the field for 27 snaps.

PRIOR TO DUKE: Lettered two seasons at Dorman High School under coach Dave Gutshall ... consensus three-star prospect by *ESPN.com*, *247Sports.com* and *Rivals.com* ... the No. 71 offensive tackle in the country according to *ESPN.com* ... the No. 9 overall prospect in the state of South Carolina as ranked by *ESPN.com* ... selected to play in the Shrine Bowl of the Carolinas ... earned a place on the *Herald-Journal/GoUpstate* All-Area squad as a senior ... *USA Today* American Family Insurance All-USA South Carolina Football Team first team selection as a senior ... during final season, helped the Cavaliers to an 11-2 record including a 6-1 Region 2-AAAAA mark ... Wolves finished 12-3 in junior campaign including a 12-game winning streak before falling in the state championship game ... also lettered in track & field, taking sixth as a senior in the discus at the South Carolina High School League 5A State Championships with a toss of 135-04.

PERSONAL: Born September 9, 2000 ... majoring in earth and ocean sciences ... son of Joe and Donna Gelotte.



96 Aaron Hall

DE • 6-4, 240 • FR.

DURHAM, N.C.

SOUTHERN SCHOOL OF ENERGY & SUSTAINABILITY

2021: Reserve defensive end ... enrolled at Duke in January 2021.

PRIOR TO DUKE: Lettered three seasons at Southern School of Energy & Sustainability under head coach Darius Robinson ... senior season canceled due to the COVID-19 pandemic ... three-star prospect by *ESPN.com*, *247Sports.com* and *Rivals.com* ... recorded 12.0 sacks as a sophomore before totaling 32.0 sacks as a junior ... two-time all-conference selection ... helped Southern win the conference championship with a 10-2 record as a junior ... as a member of the basketball team.

PERSONAL: Born April 18, 2003 ... son of Anthony and Tishna Hall ... father lettered as a defensive lineman at the University of Utah (1990-92).



44 Charlie Ham

K • 6-2, 180 • R-SO.

ATLANTA, GA.

THE WESTMINSTER SCHOOL

2021: Returning starting placekicker ... named to the preseason Lou Groza Award Watch List ... in 13 games (11 starts), has totaled 69 points on 13-of-15 (.867) FGs and 30-of-32 (.938) PATs ... has kicked off 27 times for 1,666 yards (61.70) with 11 touchbacks against one boot out of bounds ... registered a career-long 47-yard FG against Virginia in 2020 ... made a career-high three FGs against Syracuse in 2020 ... kicked a career-high six successful PATs against Charlotte in 2020 ... has converted on 14 consecutive PATs and three-straight FGs entering 2021 ... has recorded one tackle on kickoff coverage ... holds seven games with 7+ points including a career-high 12 against Syracuse in 2020 (3 FGs & 3 PATs) ... on the field for 76 career snaps.

2020: Academic All-ACC selection ... semifinalist for the Lou Groza Award ... started all 11 games ... recorded a team-high 69 points on 13-of-15 (.867) FGs and 30-of-32 (.938) PATs ... ranked tied for second in the ACC and tied for 13th nationally with a 86.7 percentage on FGs ... finished tied for eighth in the ACC in FGs and FGs per game (1.18) ... converted on a season long FG of 47 yards against Virginia ... tallied 22 kickoffs for 1,384 yards (62.91) with 10 touchbacks against one boot out of bounds ... tabbed the ACC Specialist of the Week on Oct. 10 after converting FGs of 21-, 36- and 45-yards against Syracuse en route to a career-high 12 points ... season totals rank second all-time on Duke's freshman single-season chart in both points and FGs, fourth in PATs and tied for fourth in FG percentage ... on the field for 71 snaps.

2019: Played in two games against Wake Forest and Miami ... tallied five kickoffs for 282 yards (56.40) ... added one special teams tackle ... on the field for five snaps.

PRIOR TO DUKE: Lettered three seasons at Westminster School under coach Gerry Romberg ... three-star prospect by *ESPN.com* and *247Sports.com* ... the No. 7 kicker in the country as rated by *ESPN.com* and listed as No. 10 by *247Sports.com* ... *Northside Neighbor* Super Seven selection prior to senior year ... Class AAA *Atlanta Journal Constitution* and *Georgia Sports Writers Association* first team all-state and *MaxPreps* Small Schools All-American second team pick as a senior ... second team all-state and first team all-region 5-AAA selection following junior season ... helped the Wildcats to an 8-5 mark as a senior and a trip to the quarterfinals of the Georgia High School League (GHSL) 3A state playoffs ... in 44-34 second round playoff win against Greater Atlanta Christian, nailed three field goals including a 52-yarder in the fourth quarter ... scored 69 points during junior year with 12 field goals, including a long of 54 yards, and 34 PATs ... also played soccer and was named the 2018 Georgia High School Player of the Year ... guided the Wildcats to GHSL state soccer championships as a sophomore, junior and senior ... earned one of 21 spots on the 2018 United Soccer Coaches Winter-Spring Boys' High School All-America Team.



72 Jack Griffin

LS • 6-0, 195 • JR.

NICHOLS HILLS, OKLA.

HERITAGE HALL HIGH SCHOOL

2021: Reserve long snapper.

2020: Did not see game action.

2019: Did not see game action.

PRIOR TO DUKE: Four-year letterman at Heritage Hall High School under coach Brett Bogert ... helped team to a 53-2 record and three Oklahoma state championships ... served as team captain and earned first team all-district honors as a senior ... also earned four letters in soccer.

PERSONAL: Born May 12, 2000 ... majoring in public policy while minoring in economics and pursuing a certificate in markets and management ... son of David and Kirsten Griffin ... mother graduated from Duke in 1988 ... grandfather, Jay Wilkinson, graduated from Duke in 1964, was a three-year letterman on the football team (1961-62-63), finished ninth in the Heisman Trophy balloting in 1963, when he was a first team all-america and ACC Player of the Year, was inducted into the Duke Athletics Hall of Fame in 1979 and named to the ACC Silver Anniversary All-America Team ... great grandfather, Bud Wilkinson, was the head football coach at the University of Oklahoma from 1947-63, compiling a record of 145-29-4 and guiding the Sooners to three national championships (1950, 1955 & 1956), 14 conference titles and 47 consecutive wins before being inducted into the College Football Hall of Fame in 1969.



85 Sahmir Hagans

WR • 5-10, 190 • FR.

PHILADELPHIA, PA.

SAINT JOSEPH'S PREP

PRIOR TO DUKE: Lettered four seasons under coach Tim Roken at Saint Joseph's Prep ... tabbed a three-star prospect by *ESPN.com* and *247Sports.com* ... caught 27 passes for 383 yards and seven TDs as a senior ... had 49 receptions for 486 yards and eight TDs during junior season ... added two punt returns for TDs and two kickoff return scores as a junior ... earned all-state recognition following junior campaign ... two-time all-league honoree ... finished career with 94 catches for 1,092 yards with 150 points scored ... helped team to 31-2 record and three 6A PIAA state championships ... three-year letterwinner in track, competing in the 100-, 200- and 4x200-meter events.

PERSONAL: Born December 16, 2002 ... son of Allan and Miesha Hagans.

PERSONAL: Born January 27, 2001 ... majoring in psychology while minoring in sociology and pursuing a certificate in markets and management ... son of Hillary Dawson and John Ham.

STATISTICS

2020						
Opponent	FG-A	Made	Missed	Blk	PAT-A	Pts
Notre Dame ¹	2-2	29, 30	-	0	1-1	7
Boston College ²	0-1	-	35	0	0-1	0
Virginia ³	2-2	25, 47	-	0	2-2	8
Virginia Tech ⁴	1-1	39	-	0	4-4	7
Syracuse ⁵	3-3	36, 45, 21	-	0	3-3	12
NC State ⁶	2-3	46, 29	45	0	2-2	8
Charlotte ⁷	1-1	32	-	0	6-7	9
North Carolina ⁸	1-1	29	-	0	3-3	6
Georgia Tech ⁹	1-1	35	-	0	4-4	7
Miami ¹⁰	0-0	-	-	-	0-0	0
Florida State ¹¹	0-0	-	-	-	5-5	5

Year	G/GS	1-19	20-29	30-39	40-49	50+	Total	Lg	Blk	PAT	Pts
2019	2/0	0-0	0-0	0-0	0-0	0-0	0-0	-	0	0-0	0
2020	11/11	0-0	5-5	6-7	2-3	0-0	13-15	47	0	30-32	69
Total	13/11	0-0	5-5	6-7	2-3	0-0	13-15	47	0	30-32	69

Year	G/GS	KO	Yards	Avg.	TB	OB
2019	2/0	5	282	56.40	1	0
2020	11/11	22	1,384	62.91	10	1
Total	13/11	27	1,666	61.70	11	1



3
Darrell Harding Jr.

WR • 6-4, 225 • JR.

WINTER GARDEN, FLA.

WEST ORANGE HIGH SCHOOL

2021: Reserve wide receiver ... in 21 career games, has recorded 20 receptions for 290 yards (14.50) ... has five career games with 2+ receptions ... has played 605 career snaps.

2020: Played in all 11 games ... recorded 12 receptions for 160 yards (13.33) ... ranked fifth on the team in yards per reception ... tallied five receptions for 70 yards against North Carolina ... registered two receptions for 19 yards against Boston College ... reeled in a season-long 31-yard reception at Virginia ... on the field for 364 snaps.

2019: Played in 10 games, missing the Alabama and Pittsburgh contests ... caught eight passes for 130 yards (16.25) ... accumulated a season-best 41 receiving yards against Georgia Tech with a season-long 41-yard reception ... had a season-high two receptions against both North Carolina A&T and Miami ... compiled 20+ receiving yards on four different occasions against North Carolina A&T, Georgia Tech, Wake Forest, and Miami ... had two catches for 20+ yards against Georgia Tech and Wake Forest ... on the field for 241 snaps ... enrolled at Duke in January 2019.

PRIOR TO DUKE: Lettered four seasons at West Orange High School under coach Robert Head ... consensus three-star prospect by *ESPN.com*, *247Sports.com* and *Rivals.com* ... the No. 72 wide receiver in the country according to *ESPN.com* and No. 99 by *247Sports.com* ... two-time All-Metro and All-Central Florida selection ... the *Orlando Touchdown Club* Player of the Year following senior campaign ... named to the *All-Orlando Sentinel* varsity football first team as a senior ... finished final campaign with 52 receptions for 1,067 yards and 15 TDs while adding two kickoff returns for scores ... set school records with four receiving TDs and 235 receiving yards against Ocoee ... as a junior, caught 24 passes for 390 yards and eight TDs ... also lettered in basketball.

PERSONAL: Born December 3, 2000 ... majoring in psychology while minoring in sociology and pursuing a certificate in markets and management ... son of Darrell and Heather Harding Sr. ... father was a four-year letterwinner (1992-93-94-95) in football at the University of Cincinnati and served as a team captain for the 1995 campaign ... second cousin, Ken Griffey Jr., is a Major League Baseball Hall of Fame member who was a 13-time MLB All-Star, 10-time Gold Glove recipient, seven-time Silver Slugger Award winner and 1997 American League Most Valuable Player ... great uncle, Ken Griffey Sr., is a former Major League Baseball All-Star,

two-time World Series champion (1975-76) with the Cincinnati Reds and was inducted into the Cincinnati Reds Hall of Fame in 2004 ... cousin, Trey Griffey, was a four-year letterwinner (2013-14-15-16) in football at the University of Arizona, earning honorable mention All-Pac 12 accolades in 2016 and helping the Wildcats to three bowl games including the 2014 Fiesta Bowl ... cousin, Taryn Griffey, lettered two years (2016-17) in women's basketball at the University of Arizona.

STATISTICS

2019									
Opponent	Rec	Yds	Lg	TD	Rush	Yds	Lg	TD	
Alabama	-	DNP	-						
North Carolina A&T	2	32	19	0	0	0	0	0	0
Middle Tennessee	1	6	6	0	0	0	0	0	0
Virginia Tech	0	0	0	0	0	0	0	0	0
Pittsburgh	-	DNP	-						
Georgia Tech	1	41	41	0	0	0	0	0	0
Virginia	0	0	0	0	0	0	0	0	0
North Carolina	0	0	0	0	0	0	0	0	0
Notre Dame	1	6	6	0	0	0	0	0	0
Syracuse	0	0	0	0	0	0	0	0	0
Wake Forest	1	22	22	0	0	0	0	0	0
Miami	2	23	16	0	0	0	0	0	0

2020									
Opponent	Rec	Yds	Lg	TD	Rush	Yds	Lg	TD	
Notre Dame	1	10	10	0	0	0	0	0	0
Boston College	2	19	11	0	0	0	0	0	0
Virginia	1	31	31	0	0	0	0	0	0
Virginia Tech	0	0	0	0	0	0	0	0	0
Syracuse	2	13	7	0	0	0	0	0	0
N.C. State	0	0	0	0	0	0	0	0	0
Charlotte	1	17	17	0	0	0	0	0	0
North Carolina	5	70	28	0	0	0	0	0	0
Georgia Tech	0	0	0	0	0	0	0	0	0
Miami	0	0	0	0	0	0	0	0	0
Florida State	0	0	0	0	0	0	0	0	0

Year	G/GS	Rec	Yards	Avg.	TD	Lg
2019	10/0	8	130	16.25	0	41
2020	11/0	12	160	13.33	0	31
Total	21/0	20	290	14.50	0	41

Note: Recorded one blocked punt against Charlotte, 2020



O
Joe Hardison

WR • 5-10, 175 • SR.

DARIEN, CONN.

TAFT SCHOOL

2021: Reserve wide receiver ... in 10 career games, has played 59 snaps ... also a member of the Duke lacrosse program.

2020: Played in three games, seeing action against at Syracuse, Georgia Tech and Florida State ... on the field for 21 snaps, primarily on special teams.

2019: Played in five games ... saw action versus Georgia Tech, Virginia, North Carolina, Notre Dame and Syracuse ... on the field for 18 snaps.

2018: Experienced action in two games, against N.C. Central and Temple ... on the field for 20 snaps.

PRIOR TO DUKE: Four-year letterman at Taft School under coach Tyler Whitley ... as a senior, logged 51 tackles and two INTs while catching 21 passes for 342 yards and three TDs ... served as team captain ... also lettered in lacrosse, earning all-league honors.

PERSONAL: Born November 20, 1998 ... majoring in economics while minoring in history ... son of Jay and De Hardison ... sister, Taylor, lettered four seasons (2014-15-16-17) as a member of the lacrosse program at Boston University ... grandfather, Joseph Hardison Jr., attended Duke.



83
Brandon Hersh

WR • 6-3, 190 • SO.
SHORT HILLS, N.J.
SETON HALL PREP

2021: Reserve wide receiver ... joined the team in January 2021.

PRIOR TO DUKE: Lettered two years in baseball at Seton Hall Prep ... helped the team to a combined 69-9 record over three years (senior season was cut short due to the COVID-19 pandemic) ... won the conference and county championship ... helped Seton Hall Prep finish ranked No. 10 in the state junior year ... also lettered two years in basketball.

PERSONAL: Born February 26, 2002 ... son of Jeff and Lora Hersh ... as a member of the Duke tennis team (1985-86-87-88), father was a four-year letterwinner, All-ACC selection and Academic Honor Roll pick and three-time NCAA singles tournament participant while holding a ITA singles national ranking all four years including No. 35 in 1986, and earning the 1988 ACC singles flight title at the No. 1 spot ... brother, Zack, was a three-year member of the Duke baseball team (2016-17-18) as a pitcher ... sister, Morgan, worked in the Duke Football program both as an undergraduate and graduate student.



42
Shaka Heyward

LB • 6-4, 220 • R-JR.
DACULA, GA.
MILL CREEK HIGH SCHOOL

2021: Returning starting linebacker ... preseason All-ACC selection by *Phil Steele* (3rd team) and *Athlon Sports* (4th team) ... candidate for the Lott IMPACT Trophy, which honors the top defensive player in college football who makes the biggest impact for his team, both on and off the field ... in 27 career games (17 starts), compiled 148 tackles, 15.0 TFL, 6.5 sacks, one INT, three fumble recoveries, and six QB pressures ... has five double-digit tackle games, including a career-high 15 stops against North Carolina in 2019 ... has 17 games with 5+ tackles and has only failed to record 1+ tackle in four of the last 23 outings ... registered 1+ tackle in 16 straight contests ... has posted 2.0+ TFL three times with the most recent coming against Charlotte in 2020 ... lone INT was against Notre Dame in 2019 ... has registered fumble recoveries against Pittsburgh (2019), North Carolina (2019), and Georgia Tech (2020) ... recorded a safety and special teams TD against Georgia Tech in 2020 ... has played 1,508 career snaps.

2020: Fourth team All-ACC pick by *Phil Steele* ... recipient of the team's Vincent Rey Award, an honor presented to the team's top linebacker, and the Sonny Falcone Award, an honor presented annually to offensive, defensive, and developmental members for their year-round commitment to strength and conditioning ... started all 11 games ... led Duke with 80 tackles, while adding 8.5 TFL, 3.0 sacks, one fumble recovery, and four QB pressures ... ranked 12th in the ACC in tackles and tackles per game (7.27) ... registered two double-digit tackle games, including a season-best 12 against Charlotte ... had 10 tackles against Boston College ... earned at least 5+ tackles in 10 games ... recorded 1.0+ TFL in seven contests, including a season-best 2.0 against Charlotte ... logged 1.0+ TFL in four of the last five games of the season ... finished with 1.0 sack against Notre Dame, Charlotte, and Georgia Tech ... registered Duke's lone safety on the year against Georgia Tech, marking the team's first since 2017 against N.C. Central ... recovered a muffed punt versus the Yellow Jackets and returned it for a TD for first career score ... tallied one QB pressure in contests with Notre Dame, Boston College, Virginia and Florida State ... on the field for 860 snaps.

2019: Played in all 12 games with six starts ... recorded 68 tackles, 6.5 TFL, 3.5 sacks, one INT, two QB pressures and two fumble recoveries ... in the ACC, ranked third among freshmen in tackles and sixth among rookies in TFL ... ranked 33rd in the ACC in tackles per game (5.67) and tied for third in fumble recoveries ... finished fourth on the team in tackles ... booked three double-digit tackle games, including a season-best 15 tackles against North

Carolina ... also reached double figures versus Wake Forest (11) and Miami (10) ... posted 6+ tackles in seven games ... notched a season-best 2.0 TFL against both North Carolina and No. 15 Notre Dame in consecutive weeks ... had 1.0 sack in three straight contests versus North Carolina, No. 15 Notre Dame and Syracuse ... had one fumble recovery against both Pittsburgh and North Carolina ... registered lone INT versus No. 15 Notre Dame ... on the field for 630 snaps.

2018: Played in four games, seeing action against Virginia, North Carolina, Clemson and Temple ... on the field for 18 snaps.

PRIOR TO DUKE: Lettered three seasons at Mill Creek High School under coach Shannon Jarvis ... three-star prospect according to *ESPN.com*, *Rivals.com* and *247Sports.com* ... consensus top-60 outside linebacker nationally by *ESPN.com* (No. 41), *Rivals.com* (No. 52) and *247Sports.com* (No. 57) ... as a senior, recorded 90 tackles and 5.0 sacks along with one INT, eight passes defended, one fumble recovery and one caused fumble ... helped Mill Creek to an 8-4 ledger as a senior and Georgia High School Association (GHSAA) state playoff berth ... scored defensive TDs in consecutive games as a senior with a fumble return against Collins Hill and INT return versus Archer ... booked 78 tackles as a junior when Mill Creek reached the GHSAA Class AAAAAA semifinals ... as a junior, helped the Hawks to a 13-1 record as a junior and Region 6-AAAAAA title with only loss coming to Grayson in the GHSAA Class AAAAAA semifinal ... after junior season, earned a spot in the Georgia Elite All-Star Classic and logged four tackles and one INT.

PERSONAL: Born April 19, 2000 ... majoring in evolutionary anthropology while minoring in psychology ... son of Vic and Anita Heyward ... brother, Victor, was a member of the football program at Georgia State University (2017-18-19-20), and graduated ranked eighth in program history in career tackles (189), eighth in TFL (17.5) and 10th in sacks (6.5) ... cousin, Johnny Ali Heyward, graduated from Duke in 1997 ... cousin, Connor Heyward, is a member of the football program at Michigan State University and earned All-Big Ten honorable mention accolades as a kick returner in 2018 and led the team in carries (65) and ranked second in rushing yards (200) in 2020 ... cousin, Cameron Heyward, played football at Ohio State University (2007-08-09-10), helped the Buckeyes to three Big Ten championships, was a first round selection of the Pittsburgh Steelers in the 2011 NFL Draft and is currently in his 11th season with the Steelers ... cousin, Corey Heyward, lettered four seasons in basketball at Georgia Tech (2014-15-16-17) ... cousin, Craig Heyward Jr., played football at Middle Tennessee State University (2006-07-08-09) ... late uncle, Craig Heyward, played football at the University of Pittsburgh, was a first round selection of the New Orleans Saints in the 1988 NFL Draft, played 11 professional seasons the Saints (1988-1991), Chicago Bears (1992), Atlanta Falcons (1994-95), St. Louis Rams (1997) and Indianapolis Colts (1998), rushed for 4,301 career yards and earned a Pro Bowl selection in 1995.

STATISTICS

2018

Opponent	Solo	Ast	Total	TFL	QBS	INT	PBU	CF	FR	QBH
Army West Point										
Northwestern										
Baylor										
N.C. Central										
Virginia Tech										
Georgia Tech										
Virginia	0	0	0	0.0-0	0.0-0	0	0	0	0	0
Pittsburgh										
Miami										
North Carolina	0	0	0	0.0-0	0.0-0	0	0	0	0	0
Clemson	0	0	0	0.0-0	0.0-0	0	0	0	0	0
Wake Forest										
Temple	0	0	0	0.0-0	0.0-0	0	0	0	0	0

2019

Opponent	Solo	Ast	Total	TFL	QBS	INT	PBU	CF	FR	QBH
Alabama ¹	4	5	9	1.0-3	0.0-0	0	0	0	0	0
North Carolina A&T	0	0	0	0.0-0	0.0-0	0	0	0	0	0
Middle Tennessee	2	0	2	0.0-0	0.0-0	0	0	0	0	1
Virginia Tech	0	0	0	0.0-0	0.0-0	0	0	0	0	0
Pittsburgh	0	0	0	0.0-0	0.0-0	0	0	0	1	0
Georgia Tech	4	3	7	0.0-0	0.0-0	0	0	0	0	0
Virginia	0	0	0	0.0-0	0.0-0	0	0	0	0	0
North Carolina ²	8	7	15	2.0-10	1.0-9	0	0	0	1	0
Notre Dame ³	5	1	6	2.0-2	1.0-1	1	0	0	0	1
Syracuse ⁴	3	5	8	1.0-7	1.0-7	0	0	0	0	0
Wake Forest ⁵	8	3	11	0.0-0	0.0-0	0	0	0	0	0
Miami ⁶	5	5	10	0.5-4	0.5-4	0	0	0	0	0

2020

Opponent	Solo	Ast	Total	TFL	QBS	INT	PBU	CF	FR	QBH
Notre Dame ⁷	5	3	8	1.0-2	1.0-2	0	0	0	0	1
Boston College ⁸	6	4	10	1.0-6	0.0-0	0	0	0	0	1
Virginia ⁹	2	7	9	0.0-0	0.0-0	0	0	0	0	1
Virginia Tech ¹⁰	2	5	7	1.0-1	0.0-0	0	0	0	0	0
Syracuse ¹¹	3	1	4	0.0-0	0.0-0	0	0	0	0	0
N.C. State ¹²	5	3	8	0.0-0	0.0-0	0	0	0	0	0
Charlotte ¹³	9	3	12	2.0-5	1.0-2	0	0	0	0	0
North Carolina ¹⁴	3	2	5	1.0-2	0.0-0	0	0	0	0	0
Georgia Tech ¹⁵	3	2	5	1.5-8	1.0-7	0	0	0	1	0
Miami ¹⁶	6	1	7	1.0-1	0.0-0	0	0	0	0	0
Florida State ¹⁷	5	0	5	0.0-0	0.0-0	0	0	0	0	1

Year	G/GS	Solo	Ast	Total	TFL	QBS	INT	PBU	CF	FR	QBH
2018	4/0	0	0	0	0.0-0	0.0-0	0	0	0	0	0
2019	12/6	39	29	68	6.5-26	3.5-21	1	0	0	2	2
2020	11/11	49	31	80	8.5-25	3.0-11	0	0	0	1	4
Total	27/17	88	60	148	15.0-51	6.5-32	1	0	0	3	6

NOTE: Recovered a muffed punt for a TD at Georgia Tech, 2020

NOTE: Recorded a safety at Georgia Tech, 2020



73

Anthony Hinton

OT • 6-2, 230 • JR.

WAXHAW, N.C.

MARVIN RIDGE HIGH SCHOOL

2021: Reserve offensive tackle.

2020: Did not see game action.

2019: Did not see game action.

PRIOR TO DUKE: Lettered two seasons at Marvin Ridge High School under coach Aubrey Carter ... helped the Mavericks to the North Carolina High School Athletic Association play-offs as a junior and senior and a 10-0 regular season record in 2017.

PERSONAL: Born April 12, 2001 ... majoring in neuroscience while minoring in French studies ... son of Tony and Gina Hinton.



78

Casey Holman

OT • 6-4, 290 • R-JR.

SNELLVILLE, GA.

BROOKWOOD HIGH SCHOOL

2021: Returning starting left offensive tackle ... could see action at guard ... in 27 career games (23 starts), has played 1,724 snaps.

2020: Academic All-ACC selection ... recipient of the team's K.D. Kennedy Iron Devil Award for most snaps played (886) ... started in all 11 games ... helped block for an attack that averaged 379.7 yards of total offense per game ... created paths for running backs Mataeo Durant and Deon Jackson to record four and two games with over 100+ rushing yards, respectively ... helped the Duke offense register 33 total TDs, including 19 via the ground game ... blocked for an aerial attack that threw for over 2,400+ yards for the 11th time in the last 12 seasons ... on the field for 886 snaps.

2019: Academic All-ACC selection ... started all 12 games ... part of an offensive line unit that was named to the Midseason Honor Roll for the Joe Moore Award for the Most Outstanding Offensive Line Unit in College Football ... helped Duke's offensive line rank fifth in the ACC in sacks allowed and 15th nationally in TFL allowed ... blocked for an offense that averaged 329.7 yards per game and scored 37 TDs ... paved the way for the Duke offense to register 40+ points in three straight outings versus North Carolina A&T, Middle Tennessee and Virginia Tech ... on the field for 787 snaps.

2018: Played in four games, experiencing action against Army West Point, N.C. Central, Wake Forest and Temple ... on the field for 51 snaps ... enrolled at Duke in January 2018.

PRIOR TO DUKE: Lettered four seasons at Brookwood High School under coach Phillip Jones ... served as team captain as a senior ... three-star prospect according to *ESPN.com*, *Rivals.com* and *247Sports.com* ... tabbed the No. 29 offensive guard nationally by *Rivals.com* ... listed as the No. 33 offensive tackle in the nation by *ESPN.com* ... earned first team all-region honors as both a junior and senior ... led Brookwood to an 11-3 record as a senior, including a 6-0 region mark to win the Region 7-AAAAAAA title, as squad advanced to the Georgia High School Association Class AAAAAAA state semifinals, falling 31-14 to Colquitt County ... the 2017 Touchdown Club of Gwinnett Co-Offensive Lineman of the Year ... as a junior, helped the Broncos to an 8-4 mark and state playoff appearance ... named to the *Gwinnett Daily Post* all-county squad as a junior ... in 2016, was one of two juniors named to the *Touchdown Club of Gwinnett* all-region first team ... also played baseball.

PERSONAL: Born January 3, 2000 ... majoring in psychology ... son of Lamar and Shawn Holman.



12

Gunnar Holmberg

QB • 6-3, 205 • GR.

WAKE FOREST, N.C.

HERITAGE HIGH SCHOOL

2021: Projected starting quarterback ... in seven career games, has completed 18-of-25 pass attempts (.720) for 161 yards with two INTs and rushed 24 times for 28 yards (.117) and one TD ... has played 74 snaps.

2020: Saw action in six games against Virginia, Syracuse, Charlotte, North Carolina, Georgia Tech and Miami ... completed 18-of-25 pass attempts (.720) for 161 yards with two INTs ... rushed 23 times for nine yards (0.39) with one TD ... completed a season-high seven passes for 71 yards against North Carolina ... threw a season-long 17-yard completion on two different occasions against Charlotte and Georgia Tech ... scored first career TD on a one-yard rush against Charlotte ... on the field for 71 snaps.

2019: Missed the entire year after suffering a season-ending knee injury during preseason camp ... underwent surgery on August 13th to repair a torn right lateral meniscus.

2018: Played in one game ... on the field for three snaps versus Temple in the Walk-On's Independence Bowl ... recorded one rushing attempt for 19 yards (19.00) ... enrolled at Duke in January 2018.

PRIOR TO DUKE: Lettered three seasons at Heritage High School under coach Dewayne Washington ... four-star prospect by *ESPN.com* ... three-star prospect by *Rivals.com* and *247Sports.com* ... charted as the No. 27 pocket passing quarterback in the nation by *ESPN.com* ... listed as the No. 15 pro-style quarterback nationally by *247Sports.com* ... finished career with 6,987 passing yards and 65 TDs ... as both a junior and senior, named co-offensive player of the year in the Cap 8 4-A Conference ... as a senior, completed 183-of-274 passes for 2,730 yards and 26 TDs against just eight INTs ... passing yardage and TD totals established Heritage single-season records ... during senior year, helped team to 12-2 record and berth in the North Carolina High School Athletic Association (NCHSAA) 4A state quarterfinals ... as a junior, completed 200-of-311 passes for 2,485 yards and 21 TDs with 12 INTs ... during junior season, helped the Huskies to an 11-3 ledger and appearance in the quarterfinals of the NCHSAA 4AA state tournament ... as a sophomore, completed 130-of-236 passes for 1,772 yards and 18 TDs.

PERSONAL: Born February 15, 1999 ... graduated from Duke in June 2021, with a public policy degree, a visual and media studies minor and a certificate in markets and management ... currently pursuing a master's in management studies from Duke's Fuqua School of

Business ... son of Jennifer and the late Sean Holmberg ... father wrestled at Slippery Rock University ... sister, Torianne, was a four-year letterwinner (2015-16-17-18) in volleyball at Emory & Henry College ... cousin, Maddie Holmberg, was a four-year letterwinner (2016-17-18-19) as a member of the track & field program at Penn State University, finishing third in the heptathlon at the 2018 NCAA Championships with 5,833 points ... cousin, Gabrielle Holmberg, is a member of the track & field program at Duquesne University ... uncle, Rob Holmberg, played football at Penn State, was a seventh round selection of the Los Angeles Raiders in the 1994 NFL Draft and played eight professional seasons with the Los Angeles/Oakland Raiders (1994-97), Indianapolis Colts (1998), New York Jets (1998), Minnesota Vikings (1999), New England Patriots (2000-01), Carolina Panthers (2001) and Green Bay Packers (2001) ... great uncle, George Blanda, played football at the University of Kentucky, played 26 professional seasons with the Chicago Bears (1949; 1950-58), Baltimore Colts (1950), Houston Oilers (1960-66) and Oakland Raiders (1967-75), was the AFL's MVP in 1961, won three AFL championships (1960, 1961 & 1967), finished his career having completed 1,911-of-4,007 passes for 26,920 yards with 236 TDs and 277 INTs while scoring 2,002 points on nine rushing TDs, 335 field goals and 943 PATs and retired holding professional football records for most passing TDs in a game (7 vs. New York Titans on November 19, 1961), most seasons played, most seasons scoring 1+ point (26), most PATs attempted (959), most total points and most total points accounted for (3,418).

STATISTICS

Opponent	C-A	Pct.	Yds	TD-INT	Lg	Rush	Yds	Lg	TD
Notre Dame		- DNP -							
Boston College		- DNP -							
Virginia	0-0	-	0	0-0	0	3	-6	6	0
Virginia Tech		- DNP -							
Syracuse	1-1	1.000	12	0-0	12	4	9	6	0
NC State		- DNP -							
Charlotte	2-3	.667	21	0-1	17	3	-18	1	1
North Carolina	7-9	.778	71	0-0	15	9	7	12	0
Georgia Tech	3-6	.500	30	0-0	17	2	10	6	0
Miami	5-6	.833	27	0-1	13	2	7	6	0
Florida State		- DNP -							

Year	G/GS	Comp	Att	Pct.	Yards	TD	INT	Lg
2018	1/0	0	0	-	0	0	0	-
2019	0/0	0	0	-	0	0	0	-
2020	6/0	18	25	.720	161	0	2	17
Total	7/0	18	25	.720	161	0	2	17

Year	G/GS	Rush	Yards	Avg.	TD	Lg
2018	1/0	1	19	19.00	0	19
2019	0/0	0	0	-	0	-
2020	6/0	23	9	0.39	1	12
Total	7/0	24	28	1.17	1	19



84 Trevor Horton

WR • 5-9, 190 • JR.

HENDERSONVILLE, TENN.

DAVIDSON ACADEMY

2021: Reserve wide receiver.

2020: Recipient of team's Mike Suglia Award, which is presented annually to a second-year member of the Duke football program who best exemplifies the qualities of the late Mike Suglia ... did not see game action.

2019: Did not see game action.

PRIOR TO DUKE: Four-year letterman at Davidson Academy under coach Jonathan Quinn ... helped squad to four playoff appearances, including a state championship as a senior ... became an assistant defensive coordinator during final campaign after suffering a season-ending injury ... as a junior, played in five games before an injury cut the campaign short ... caught 11 passes for 122 yards and a touchdown to go along with 15 tackles and 3.5 for loss as a junior ... played in eight games as a sophomore, totaling 12 tackles with 1.0 TFL ... as a senior, named a finalist for the *National Football Foundation* Admiral William P. Lawrence Award, which is annually to the top high school football scholar-athlete in the Middle Tennessee area based on scholarship, sportsmanship and value to his team ... earned four additional varsity letters in basketball and three in tennis ... went undefeated as a junior during the tennis regular season in singles and doubles.

PERSONAL: Born August 1, 2000 ... son of Rob and Tiffany Horton.



37 Jackson Hubbard

P • 6-3, 180 • GR.

DALLAS, TEXAS

HIGHLAND PARK HIGH SCHOOL

2021: Returning starting holder on placement kicks ... reserve punter ... in 34 career games, has played 172 snaps.

2020: Played in 10 games, missing the Miami game ... served as the primary holder on placement kicks and assisted with kickoffs ... tallied eight kickoffs for 461 yards (57.63) with two touchbacks ... key component of Duke's placement kicking unit that went 30-of-32 on PATs and 13-of-15 on field goals as K Charlie Ham led the Blue Devils in scoring ... on the field for 57 snaps.

2019: Played in 11 games as the holder on placement kicks, missing the Virginia game ... key component of Duke's placement kicking unit that went 34-of-34 on PATs and 15-of-18 on field goals while K A.J. Reed booted two FGs of over 50 yards ... on the field for 50 snaps.

2018: Played in all 13 games as the holder on placement kicks ... key component of Duke's placement kicking unit, which went 49-of-51 on PATs and 9-of-13 on field goals as K Collin Wareham booted 49 PATs to post the third highest single-season total in program history ... registered one punt for 39 yards ... on the field for 65 snaps.

2017: Did not see game action.

PRIOR TO DUKE: Played at Highland Park High School under coach Randy Allen ... as a senior, earned all-district honors as a kicker after making 9-of-11 field goals and 35-of-35 PATs to help Highland Park to a 14-2 record and the Texas 5A Division 1 state championship ... all-district pick as a punter following junior campaign after averaging 41 yards per boot as team posted a 10-2 ledger ... also lettered in soccer and twice earned all-district honors.



10 James Hopson II

S • 6-0, 190 • SO.

LEESBURG, GA.

LEE COUNTY HIGH SCHOOL

2021: Reserve safety ... in one career game, has played one snap.

2020: Recipient of the team's the Sonny Falcone Award, an honor presented to offensive, defensive, and developmental members for their year-round commitment to strength and conditioning ... played in one game versus Charlotte ... on the field for one snap.

PRIOR TO DUKE: Three-year letterwinner at Lee County High School under head coach Dean Fabrizio ... AAAAAA (6A) Georgia State Champion after 15-0 record junior season ... totaled 617 receiving yards and five TDs on way to honorable mention all-region honors ... recorded 1,007 total yards and 11 TDs as a senior ... captained the Trojans to an 11-2 record and earned first team all-region.

PERSONAL: Born April 11, 2002 ... son of Granger and CaMia Hopson.

PERSONAL: Born January 18, 1999 ... graduated from Duke in May 2021, with a computer science degree and a double minor in statistics and economics ... currently pursuing a master's in electrical and computer engineering from Duke ... son of John and Kristin Hubbard.

STATISTICS

Year	G/GS	KO	Yards	Avg.	TB	OB
2018	13/0	0	0	0	0	0
2019	11/0	0	0	0	0	0
2020	10/0	8	461	57.63	2	2
Total	34/0	8	461	57.63	2	2



30

Brandon Johnson

S • 5-11, 180 • FR.

NEWTON, N.C.

NEWTON-CONOVER HIGH SCHOOL

2021: Reserve safety ... enrolled at Duke in January 2021.

PRIOR TO DUKE: Lettered three seasons for head coach Steven Pack at Newton-Conover High School ... tabbed a three-star prospect by *247Sports.com* ... amassed 44 total tackles in 13 games with three INTs and a caused fumble during senior season while helping Newton-Conover reach the state playoffs with an 8-5 record ... named all-conference and all-state ... also lettered three years in track and was the regional 100-meter dash champion.

PERSONAL: Born March 25, 2003 ... son of Wayne and Alanda Johnson ... father lettered in football at Lenoir-Rhyne University (1991-94) ... mother played basketball at Lenoir-Rhyne University (1992-96) and set the school single-game record for steals with 11, while finishing career as the program's all-time leader in steals (336) and scored over 1,000 career points.



17

Da'Quan Johnson

S • 6-1, 200 • SO.

FLOMATON, ALA.

FLOMATON HIGH SCHOOL

2021: Reserve safety ... in eight career games, has recorded four tackles ... on the field for 143 snaps.

2020: Played in eight games ... totaled four tackles, all coming against Charlotte ... helped Duke's punt return coverage unit limit opponents to only 12 punt return yards on 16 attempts (0.75) ... on the field for 143 snaps.

PRIOR TO DUKE: Lettered four years at Flomaton High School under coach Douglas Vickery Jr. ... three-star prospect by *ESPN.com* and *247Sports.com* ... compiled 111 tackles, nine INTs and two sacks over final two seasons ... registered 6,313 rushing yards and 69 TDs and 2,948 passing yards and 36 TDs over last three years ... helped Flomaton to the 2018 state championship and a 2019 state semifinal appearance ... Coastal Player of the Year, Class 3A Back of the Year, State Championship MVP and team captain ... also lettered three years in basketball.

PERSONAL: Born December 23, 2001 ... son of Tiffany Johnson.

STATISTICS

Year	G/GS	Solo	Ast	Total	TFL	QBS	INT	PBU	CF	FR	QBH
2020	8/0	1	3	4	0.0-0	0.0-0	0	0	0	0	0
Total	8/0	1	3	4	0.0-0	0.0-0	0	0	0	0	0



33

Leonard Johnson

CB • 6-1, 190 • R-SR.

HAYDEN, ALA.

HAYDEN HIGH SCHOOL

2021: Returning starting cornerback ... selected to the Reese's Senior Bowl Watch List ... in 35 career games (28 starts), has 131 tackles, 8.5 TFL, 2.0 sacks, four INTs, four caused fumbles, two fumble recoveries and 13 PBUs ... owns 10 games with 6+ tackles, including a career-high nine stops at Pittsburgh in 2018 ... returned an INT 53 yards for a TD at Baylor in 2018 ... tallied a career-best two PBUs versus Virginia in 2018, North Carolina A&T in 2019 and Virginia Tech in 2020 ... recorded 1.0+ TFL in seven contests with a career-best 2.0 versus Georgia Tech in 2018 ... both career sacks also came against the Yellow Jackets in 2018 ... has played 2,333 career snaps.

2020: Played in 10 games, making seven starts ... compiled 24 tackles, 1.0 TFL, one INT, three PBUs, two caused fumbles and one fumble recovery ... registered 3+ tackles five times on the year, with a season-best six at Syracuse ... recorded lone INT versus Virginia, while season-high two PBUs came against Virginia Tech ... tallied a TFL versus N.C. State ... carded caused fumbles against Miami and Florida State, while lone fumble recovery came versus N.C. State ... on the field for 609 snaps.

2019: Started all 12 games ... totaled 48 tackles, 1.5 TFL, two INTs, seven PBUs, one forced fumble and one fumble recovery ... carded 4+ tackles in seven contests with a season-high eight stops against No. 2 Alabama ... posted one caused fumble versus North Carolina A&T, while lone fumble recovery came against Pittsburgh ... logged INTs against both Virginia Tech and Virginia ... tallied a season-high PBUs versus North Carolina A&T ... on the field for 898 snaps.

2018: Played in all 13 games with nine starts ... received starting assignments in nine of the final 10 games of the season at Strike safety ... thrust into a prominent role due to season-ending injury to All-America CB Mark Gilbert in week two at Northwestern, which shifted Strike S Michael Carter II to cornerback, as well as a lingering injury to All-ACC S Jeremy McDuffie ... totaled 59 tackles, 6.0 TFL, 2.0 sacks, one INT, one caused fumble, three PBUs and two QB pressures ... led Duke with 29 tackles on passing plays ... returned lone INT 53 yards for a TD at Baylor in Duke's 40-27 victory in Waco ... had 6+ tackles in six games including a season-high nine stops at Pittsburgh ... recorded 1.0+ TFL in five contests with a career-best 2.0 versus Georgia Tech ... both sacks also came against the Yellow Jackets ... tallied a career-best two PBUs versus Virginia ... helped Duke rank among the ACC leaders in both passing defense (4th) and passing efficiency defense (5th) ... on the field for 826 snaps.

2017: Did not see game action ... recipient of the program's Sonny Falcone Iron Duke Award, an honor presented annually to offensive, defensive and developmental program members for their year-round commitment to strength training and conditioning.

PRIOR TO DUKE: Played at Hayden High School for coach Keith Register ... consensus three-star prospect by *ESPN.com*, *Rivals.com*, *Scout.com* and *247Sports.com* ... charted as the No. 64 safety in the nation by *ESPN.com* ... as a senior, posted 57 tackles and three INTs while rushing for a school single-season record 1,636 yards with 17 TDs as squad went 8-3 and advanced to the state playoffs ... had three TD rushes of 50-plus yards during a 15-carry, 246-yard performance against Fairview on October 15, 2016 ... totaled four games with 220-plus rushing yards on the season ... as a junior, registered 48 tackles and three INTs and carded all-state honors from the *Alabama Sports Writers Association* as squad went 9-3 with a state playoff appearance ... also played basketball, earning all-county honors.

PERSONAL: Born July 3, 1998 ... majoring in sociology while minoring in education and pursuing a certificate in markets and management ... son of Leonard and Hattie Johnson.

STATISTICS

2018

Opponent	Solo	Ast	Total	TFL	QBS	INT	PBU	CF	FR	QBH
Army West Point	0	2	2	0.0-0	0.0-0	0	0	0	0	0
Northwestern	3	3	6	0.0-0	0.0-0	0	1	0	0	0
Baylor ¹	2	1	3	0.0-0	0.0-0	1	0	0	0	0
N.C. Central ²	3	1	4	1.0-2	0.0-0	0	0	0	0	0
Virginia Tech ³	3	0	3	0.0-0	0.0-0	0	0	0	0	0
Georgia Tech	2	0	2	2.0-13	2.0-13	0	0	0	0	1
Virginia ⁴	4	3	7	1.0-2	0.0-0	0	2	0	0	0
Pittsburgh ⁵	8	1	9	0.0-0	0.0-0	0	0	1	0	0
Miami ⁶	1	0	1	0.0-0	0.0-0	0	0	0	0	0
North Carolina	1	1	2	0.0-0	0.0-0	0	0	0	0	0
Clemson ⁷	6	0	6	1.0-4	0.0-0	0	0	0	0	1
Wake Forest ⁸	3	3	6	0.0-0	0.0-0	0	0	0	0	0
Temple ⁹	5	3	8	1.0-2	0.0-0	0	0	0	0	0

2019

Opponent	Solo	Ast	Total	TFL	QBS	INT	PBU	CF	FR	QBH
Alabama ¹⁰	5	3	8	0.0-0	0.0-0	0	0	0	0	0
North Carolina A&T ¹¹	2	0	1	0.0-0	0.0-0	0	2	1	0	0
Middle Tennessee ¹²	4	1	5	0.0-0	0.0-0	0	0	0	0	0
Virginia Tech ¹³	3	1	4	0.0-0	0.0-0	1	1	0	0	0
Pittsburgh ¹⁴	5	0	5	0.0-0	0.0-0	0	1	0	1	0
Georgia Tech ¹⁵	2	0	2	0.0-0	0.0-0	0	0	0	0	0
Virginia ¹⁶	4	2	6	0.0-0	0.0-0	1	1	0	0	0
North Carolina ¹⁷	1	0	1	0.0-0	0.0-0	0	0	0	0	0
Notre Dame ¹⁸	2	2	4	0.5-1	0.0-0	0	1	0	0	0
Syracuse ¹⁹	2	0	2	0.0-0	0.0-0	0	0	0	0	0
Wake Forest ²⁰	4	3	7	0.0-0	0.0-0	0	0	0	0	0
Miami ²¹	1	1	2	1.0-1	0.0-0	0	1	0	0	0

2020

Opponent	Solo	Ast	Total	TFL	QBS	INT	PBU	CF	FR	QBH
Notre Dame	1	0	1	0.0-0	0.0-0	0	0	0	0	0
Boston College	0	0	0	0.0-0	0.0-0	0	0	0	0	0
Virginia ²²	2	1	3	0.0-0	0.0-0	1	1	0	0	0
Virginia Tech ²³	1	0	1	0.0-0	0.0-0	0	2	0	0	0
Syracuse ²⁴	6	0	6	0.0-0	0.0-0	0	0	0	0	0
N.C. State ²⁵	1	4	5	1.0-2	0.0-0	0	0	0	1	0
Charlotte	- DNP -									
North Carolina	0	0	0	0.0-0	0.0-0	0	0	0	0	0
Georgia Tech ²⁶	0	0	0	0.0-0	0.0-0	0	0	0	0	0
Miami ²⁷	3	0	3	0.0-0	0.0-0	0	0	1	0	0
Florida State ²⁸	5	0	5	0.0-0	0.0-0	0	0	1	0	0

Year	G/GS	Solo	Ast	Total	TFL	QBS	INT	PBU	CF	FR	QBH
2018	13/9	41	18	59	6.0-23	2.0-13	1	3	1	0	2
2019	12/12	35	13	48	1.5-2	0.0-0	2	7	1	1	0
2020	10/7	19	5	24	1.0-2	0.0-0	1	3	2	1	0
Total	35/28	95	36	131	8.5-27	2.0-13	4	13	4	2	2

NOTE: Returned INT 53 yards for a TD vs. Baylor, 2018



66 Andrew Jones

C • 6-4, 260 • FR.

PFAFFTOWN, N.C.

RONALD W. REAGAN HIGH SCHOOL

PRIOR TO DUKE: Lettered three years at Ronald W. Reagan High School under coach Josh McGee ... three-star prospect by *Rivals.com* and *247Sports.com* ... charted as the No. 39 offensive tackle in the nation by *247Sports.com* ... also listed as the No. 24 overall prospect in the state of North Carolina by *247Sports.com* ... helped team to 15 wins over sophomore and junior seasons ... senior season was cancelled due to COVID-19 pandemic.

PERSONAL: Born April 1, 2003 ... son of Robyn Jones ... uncle, Randy Jones, lettered in both football and track at Duke (1987-90), amassed 2,835 career all-purpose yards, was a member of the Blue Devils' ACC football championship team in 1989, led the ACC and ranked seventh nationally in kickoff return average (28.25) in 1990, finished career as the school's all-time leader in kickoff returns for TDs (3; record was eclipsed by DeVon Edwards [6; 2013-16]), broke the school's 36-year old record in the indoor 60-meter dash in 1992 (6.74), was a member of four consecutive U.S. Olympic bobsled teams (1994, 1998, 2002 & 2006), earning a silver medal in the four-man event in Salt Lake City in 2002, and was inducted into the Duke Athletics Hall of Fame in 2018.



27 Nate Kyei-Donkor

RB • 5-10, 170 • GR.

ORLANDO, FLA.

UNIVERSITY HIGH SCHOOL (FURMAN)

2021: Reserve running back ... has played in one game ... enrolled at Duke in August 2020, following transfer from Furman University.

2020: Played in one game against Charlotte ... on the field for one snap.

PRIOR TO DUKE: Three-year member of the football program at Furman University (2017-18-19) ... also competed for the Paladins track team for two years ... in 2019-20, posted a career-best time of 7.16 seconds in the 60m to finish 19th at the Southern Conference Indoor Track & Field Championships ... recorded a career-best mark of 6.39 meters in the long jump at the 2019-20 conference indoor championships ... three-year letterwinner at University High School under head coach Don Stark ... Iso ran track, specializing in the 100m and 4x100m relay.

PERSONAL: Born November 3, 1997 ... graduated from Furman in May 2020, with degrees in business administration and religion ... graduated from Duke in May 2021, with a master's in management studies from Duke's Fuqua School of Business ... currently enrolled in Duke's continuing studies program ... son of Danny and Tina Kyei-Donkor.



74 Michael Larbie

DT • 6-1, 265 • JR.

MONROE, N.C.

SUN VALLEY HIGH SCHOOL

2021: Reserve defensive tackle.

2020: Did not see game action.

2019: Did not see game action.

PRIOR TO DUKE: Played at Sun Valley High School under coach Tad Baucom ... as a junior, named all-county while Sun Valley advanced to the semifinals of the 2017 NCHSAA 3AA Championships and finished with a 11-4 record ... as a senior, recorded seven sacks to earn all-conference, all-county and South Charlotte Player of the Week honors.

PERSONAL: Born January 30, 2001 ... majoring in biomedical engineering with a minor in chemistry ... son of Joyce Afriyie.



87 Patrick Leitten

TE • 6-8, 270 • GR.

NASHVILLE, TENN.

RAVENWOOD HIGH SCHOOL

2021: Reserve tight end ... transitioned from offensive tackle to tight end during spring practice ... in six career games, has played 51 snaps.

2020: Played in five games ... saw action against Notre Dame, Virginia, Syracuse, N.C. State and Miami ... played 38 total snaps.

2019: Did not see game action ... missed the 2019 spring campaign after undergoing left knee surgery on December 20, 2018, for an injury sustained during practices for the Walk-On's Independence Bowl.

2018: Played in one game, against Wake Forest in the regular season finale ... underwent surgery on March 30, 2018, to repair left knee ligament damage suffered March 26, 2018, during spring drills ... also underwent left knee surgery on December 20, 2018, for an injury sustained during practices for the Walk-On's Independence Bowl ... on the field for 13 snaps.

2017: Did not see game action ... recipient of the program's Sonny Falcone Iron Duke Award, an honor presented annually to offensive, defensive and developmental program members for year-round commitment to strength training and conditioning.

PRIOR TO DUKE: Played at Ravenwood High School for coaches Rich Wessman and Will Hester ... consensus three-star prospect by *ESPN.com*, *Rivals.com*, *Scout.com* and *247Sports.com* ... nationally, ranked among the top 60 offensive tackles by *247Sports.com* (No. 52), *Rivals.com* (No. 53) and *ESPN.com* (No. 55) ... earned all-county, all-area and all-region honors following senior campaign after helping team to a 7-6 record and state playoff appearance ... selected to play in the 2016 Toyota East-West All-Star Classic ... as a junior, helped Ravenwood to a 14-1 record and state championship with a 26-17 win over Maryville in the title game and carded all-county and all-region honors.

PERSONAL: Born September 17, 1998 ... graduated from Duke in May 2021, with an economics degree and a certificate in markets and management ... currently pursuing a master's in management studies from Duke's Fuqua School of Business ... son of Alex Leitten.



10 Riley Leonard

QB • 6-4, 205 • FR.

FAIRHOPE, ALA.

FAIRHOPE HIGH SCHOOL

PRIOR TO DUKE: Lettered four years at Fairhope under coach Tim Carter ... three-star prospect by *ESPN.com*, *Rivals.com* and *247Sports.com* ... charted as the No. 14 and No. 20 dual threat quarterback in the nation by *Rivals.com* and *247Sports.com*, respectively ... also rated as the No. 18 and No. 27 overall prospect in the state of Alabama by those organizations ... as a senior, threw for 1,900 yards and 25 TDs while rushing for an additional 500 yards ... garnered all-state honors following final season ... also tabbed the Class 7A Player of the Year and the *AL.com* Coastal Player of the Year after leading the Pirates to a 27-2 record ... helped Fairhope to an overall record of 31-12 ... also lettered in basketball and track ... named two-time basketball *AL.com* Edward Jones Coastal Male Athlete of the Year (2020 and 2021) ... participated in the Alabama-Mississippi All-Star Classic and also was one of five players named to the *Alabama Sports Writers Association* Super All-State Basketball Team.

PERSONAL: Born September 13, 2002 ... son of Chad and Heather Leonard ... father played basketball at The Citadel (1992-95), matched the school's single-game record for steals (7 vs. Clemson on Dec. 18, 1994), set the school standard for steals in a season (68 in 1995) and finished career with 137 steals marking the second-highest total in program history ... uncle, Michael Sabol, played basketball at Georgetown University (1990-91).



39 Jeremiah Lewis

CB • 6-1, 190 • R-JR.

LEWISVILLE, TEXAS

PRESTONWOOD CHRISTIAN HIGH SCHOOL

2021: Returning starting cornerback ... in 27 career games (eight starts), has recorded 54 tackles, 3.5 TFL, two INTs and 11 PBUs ... registered at least 3+ tackles in nine games, including a career-best eight stops against Virginia in 2020 ... posted a career-high two PBUs in games against Virginia, Virginia Tech, N.C. State and Charlotte in 2020 ... has played 1,157 snaps.

2020: Saw action in all 11 games, making eight starts ... compiled 46 tackles, 3.5 TFL, two INTs and a team-high 10 PBUs ... in the ACC, ranked tied for first with 12 total passes defended ... registered 3+ tackles eight times on the year, with a season-best eight coming against Virginia ... recorded INTs versus Virginia Tech and N.C. State ... earned a season-high two PBUs against Virginia, Virginia Tech, N.C. State and Charlotte ... on the field for 827 snaps.

2019: Played in all 12 games ... registered seven tackles and one PBU ... recorded season-high four tackles at Virginia ... lone PBU came against the Cavaliers ... on the field for 273 snaps.

2018: Played in four games ... saw action against North Carolina, Clemson, Wake Forest and Temple ... credited with one tackle against Temple in the Walk-On's Independence Bowl ... on the field for 57 snaps ... enrolled at Duke in January 2018.

PRIOR TO DUKE: Lettered four seasons at Prestonwood Christian under coach Chris Cunningham ... two-year team captain ... charted as a three-star prospect by *ESPN.com*, *Rivals.com* and *247Sports.com* ... listed as the No. 57 cornerback in the nation by *Rivals.com* ... helped team advance to the Texas Association of Private and Parochial Schools (TAPPS) Division I state championship game three times, claiming the title twice including the 2017 crown ... in the 2017 state championship game, helped squad rally from 18 points down in the third quarter to defeat St. Pius X, 42-41, to claim the program's fifth TAPPS state title as Prestonwood Christian finished the year with a 12-2 ledger ... booked 65 tackles with 5.0 TFL and four INTs during final campaign ... after junior year, named TAPPS first team All-District 1 Division I as a cornerback ... helped the Lions to a 10-2 mark and trip to the TAPPS Division I state semifinals ... tallied 66 tackles, 2.0 TFL, two caused fumbles, one INT and five PBUs as a junior ... carded 53 tackles and three INTs during sophomore season as team finished 12-2 and claimed the state title ... also participated in track & field.

PERSONAL: Born July 20, 1999 ... majoring in economics while minoring in psychology ... son of Renardo Lewis and Angela Neal.

STATISTICS

2018										
Opponent	Solo	Ast	Total	TFL	QBS	INT	PBU	CF	FR	QBH
Army West Point										
Northwestern										
Baylor										
N.C. Central										
Virginia Tech										
Georgia Tech										
Virginia										
Pittsburgh										
Miami										
North Carolina	0	0	0	0.0-0	0.0-0	0	0	0	0	0
Clemson	0	0	0	0.0-0	0.0-0	0	0	0	0	0
Wake Forest	0	0	0	0.0-0	0.0-0	0	0	0	0	0
Temple	1	0	1	0.0-0	0.0-0	0	0	0	0	0

2019										
Opponent	Solo	Ast	Total	TFL	QBS	INT	PBU	CF	FR	QBH
Alabama	0	0	0	0.0-0	0.0-0	0	0	0	0	0
North Carolina A&T	0	0	0	0.0-0	0.0-0	0	0	0	0	0
Middle Tennessee	0	0	0	0.0-0	0.0-0	0	0	0	0	0
Virginia Tech	0	1	1	0.0-0	0.0-0	0	0	0	0	0
Pittsburgh	1	0	1	0.0-0	0.0-0	0	0	0	0	0
Georgia Tech	0	0	0	0.0-0	0.0-0	0	0	0	0	0
Virginia	2	2	4	0.0-0	0.0-0	0	1	0	0	0
North Carolina	0	0	0	0.0-0	0.0-0	0	0	0	0	0
Notre Dame	0	0	0	0.0-0	0.0-0	0	0	0	0	0
Syracuse	1	0	1	0.0-0	0.0-0	0	0	0	0	0
Wake Forest	0	0	0	0.0-0	0.0-0	0	0	0	0	0
Miami	0	0	0	0.0-0	0.0-0	0	0	0	0	0

2020										
Opponent	Solo	Ast	Total	TFL	QBS	INT	PBU	CF	FR	QBH
Notre Dame	2	0	2	0.0-0	0.0-0	0	0	0	0	0
Boston College	0	0	0	0.0-0	0.0-0	0	0	0	0	0
Virginia	4	4	8	0.0-0	0.0-0	0	2	0	0	0
Virginia Tech ¹	5	2	7	0.5-0	0.0-0	1	2	0	0	0
Syracuse ²	1	2	3	1.0-1	0.0-0	0	0	0	0	0
N.C. State ³	1	1	2	0.0-0	0.0-0	1	2	0	0	0
Charlotte ⁴	1	2	3	0.0-0	0.0-0	0	2	0	0	0
North Carolina ⁵	3	1	4	1.0-1	0.0-0	0	1	0	0	0
Georgia Tech ⁶	3	2	5	0.5-1	0.0-0	0	0	0	0	0
Miami ⁷	3	4	7	0.0-0	0.0-0	0	1	0	0	0
Florida State ⁸	2	3	5	0.5-0	0.0-0	0	0	0	0	0

Year	G/GS	Solo	Ast	Total	TFL	QBS	INT	PBU	CF	FR	QBH
2018	4/0	1	0	1	0.0-0	0.0-0	0	0	0	0	0
2019	12/0	4	3	7	0.0-0	0.0-0	0	1	0	0	0
2020	11/8	25	21	46	3.5-3	0.0-0	2	10	0	0	0
Total	27/8	30	24	54	3.5-3	0.0-0	2	11	0	0	0



38 Dominique Long

CB • 6-2, 195 • GR.
WESTERVILLE, OHIO

WESTERVILLE SOUTH HIGH SCHOOL (MICHIGAN STATE)

2021: Graduate transfer from Michigan State University ... in 44 career games (one start), for the Spartans, had 51 tackles, two PBUs and one blocked punt ... three-time Academic All-Big Ten selection (2018-19-20) and 2019 CoSIDA Academic All-District honoree ... also a 2020 semifinalist for the National Football Foundation's William V. Campbell Trophy ... has played 801 career snaps.

PRIOR TO DUKE: Four-year letterwinner of the football program at the Michigan State University in 2017-18-19-20 ... three-time Academic All-Big Ten selection and a 2019 CoSIDA Academic All-District honoree ... played in 44 career games for the Spartans, making one start against Indiana in 2020 ... compiled 51 career tackles, two PBUs and one blocked punt ... registered a career-high six stops against Indiana in 2020 ... registered lone career blocked punt versus Tulsa in 2019 ... named Michigan State's 2019 special teams player of the year for coverage of kicks and punts ... attended Westerville South High School and was coached by Kyle Stout ... ranked among the top safeties in the nation by *247Sports.com* (No. 30) and *ESPN.com* (No. 65) ... rated one of the best players in Ohio by *247Sports.com* (No. 15), *ESPN.com* (No. 37) and *Rivals.com* (No. 48) ... named one of the top 100 overall players in the Midwest by *ESPN.com* ... named to *Associated Press* 2016 Division I All-Ohio First Team ... chosen to *USA TODAY's* All-USA Ohio Second Team ... named to *Columbus Dispatch* All-Metro First Team ... selected to the *Associated Press' All-Central District First Team* ... First Team All-Ohio Capital Conference (Buckeye) honoree ... Honorable Mention selection for *ThisWeek's Community News* Super 25 Team ... had five catches for 105 yards, including a game-winning 45-yard TD reception late in the fourth quarter against Westerville North ... returned a punt 74 yards for a TD versus Big Walnut ... also a member of the Westerville South's school-record 4x400 relay team (3:21.47) and 4x200 relay team (1:27.71) and ranked second in program history in the 400 meters (47.69) ... other personal bests in track include times of 10.96 in the 100 meters and 21.81 in the 200 meters and a long jump of 21'4" ... finished third in the 400 meters at the 2017 Ohio Division I state championships and eighth in 2016.

PERSONAL: Born Sept. 10, 1998 ... graduated from Michigan State in May 2021, with a degree in mechanical engineering ... currently pursuing a master's in management studies from Fuqua School of Business ... son of Darryl and Lucretia Long.

STATISTICS

2017										
Opponent	Solo	Ast	Total	TFL	QBS	INT	PBU	CF	FR	QBH
Notre Dame	0	1	1	0-0	0-0	0	0	0	0	0
Iowa	1	0	1	0-0	0-0	0	0	0	0	0
Michigan	0	0	0	0-0	0-0	0	0	0	0	0
Minnesota	0	0	0	0-0	0-0	0	0	0	0	0
Indiana	1	0	1	0-0	0-0	0	0	0	0	0
Northwestern	1	0	1	0-0	0-0	0	0	0	0	0
Penn State	0	0	0	0-0	0-0	0	0	0	0	0
Ohio State	1	0	1	0-0	0-0	0	0	0	0	0
Maryland	1	0	1	0-0	0-0	0	0	0	0	0
Rutgers	2	0	2	0-0	0-0	0	0	0	0	0
Washington State	2	0	2	0-0	0-0	0	0	0	0	0

2018										
Opponent	Solo	Ast	Total	TFL	QBS	INT	PBU	CF	FR	QBH
Utah State	1	0	1	0-0	0-0	0	0	0	0	0
Arizona State	1	0	1	0-0	0-0	0	0	0	0	0
Indiana	0	0	0	0-0	0-0	0	0	0	0	0
Central Michigan	1	0	1	0-0	0-0	0	0	0	0	0
Northwestern	1	0	1	0-0	0-0	0	0	0	0	0
Penn State	0	0	0	0-0	0-0	0	0	0	0	0
Michigan	1	1	2	0-0	0-0	0	0	0	0	0
Purdue	1	0	1	0-0	0-0	0	0	0	0	0
Maryland	0	0	0	0-0	0-0	0	0	0	0	0
Ohio State	0	1	1	0-0	0-0	0	0	0	0	0
Nebraska	0	0	0	0-0	0-0	0	0	0	0	0
Rutgers	1	2	3	0-0	0-0	0	0	0	0	0
Oregon	1	0	1	0-0	0-0	0	0	0	0	0

2019	Opponent	Solo	Ast	Total	TFL	QBS	INT	PBU	CF	FR	QBH
	Tulsa	1	1	2	0-0	0-0	0	0	0	0	0
	Western Michigan	2	0	2	0-0	0-0	0	1	0	0	0
	Arizona State	1	0	1	0-0	0-0	0	0	0	0	0
	Northwestern	2	0	2	0-0	0-0	0	0	0	0	0
	Indiana	2	0	2	0-0	0-0	0	0	0	0	0
	Ohio State	1	0	1	0-0	0-0	0	0	0	0	0
	Wisconsin	1	0	1	0-0	0-0	0	0	0	0	0
	Penn State	0	0	0	0-0	0-0	0	0	0	0	0
	Illinois	0	2	2	0-0	0-0	0	0	0	0	0
	Michigan	0	0	0	0-0	0-0	0	0	0	0	0
	Rutgers	1	0	1	0-0	0-0	0	0	0	0	0
	Maryland	1	0	1	0-0	0-0	0	0	0	0	0
	Wake Forest	1	0	1	0-0	0-0	0	0	0	0	0

2020	Opponent	Solo	Ast	Total	TFL	QBS	INT	PBU	CF	FR	QBH
	Rutgers	0	1	1	0-0	0-0	0	0	0-0	0	0
	Michigan	4	0	4	0-0	0-0	0	0	0-0	0	0
	Iowa	0	0	0	0-0	0-0	0	0	0-0	0	0
	Indiana ¹	5	1	6	0-0	0-0	0	1	0-0	0	0
	Northwestern	0	0	0	0-0	0-0	0	0	0-0	0	0
	Ohio State	2	0	2	0-0	0-0	0	0	0-0	0	0
	Penn State	0	0	0	0-0	0-0	0	0	0-0	0	0

Year	G/GS	Solo	Ast	Total	TFL	QBS	INT	PBU	CF	FR	QBH
2017	11/0	9	1	10	0-0	0-0	0	0	0	0	0
2018	13/0	8	4	12	0-0	0-0	0	0	0	0	0
2019	13/0	13	3	16	0-0	0-0	0	1	0	0	0
2020	7/1	11	2	13	0-0	0-0	0	1	0	0	0
Total	44/1	41	10	51	0-0	0-0	0	2	0	0	0

NOTE: Played at Michigan State in 2017, 2018, 2019 and 2020



47 Steve Mann

S • 6-0, 205 • GR.
FARMINGTON HILLS, MICH.
DETROIT COUNTRY DAY SCHOOL

2021: Reserve safety ... in one career game, has played one snap.

2020: Played in one game against Charlotte ... on the field for one snap ... joined the program in January 2020 after playing two seasons with the Duke baseball team.

DUKE BASEBALL: Two-year member of the program in 2018-19 ... in 29 career games (three starts), batted .143 (5-for-35) with seven runs, one RBI and six walks ... first career hit was a walk-off single in the bottom of the 11th inning to help Duke to a series win over No. 18 Virginia on March 10, 2018.

PRIOR TO DUKE: Played at Detroit County Day ... served as team captain while earning all-state distinction ... also lettered in baseball ... drafted in the 38th round (No. 1145 overall) of the 2017 Major League Baseball Draft by the Detroit Tigers ... named the 2016-17 Gatorade Michigan Baseball Player of the Year ... tabbed the 2016-17 High School Athlete of the Year by the *Detroit Athletic Club*.

PERSONAL: Born September 13, 1998 ... graduated from Duke in May 2021, with a political science degree, a cultural anthropology minor and a certificate in markets and management ... currently pursuing a master's in management studies from Duke's Fuqua School of Business ... son of Steve and Kira Mann ... father played football at the University of Wyoming (1988-90) ... sister, Brittany, was a four-time All-American and two-time Pac-12 champion in the shot put at University of Oregon and University of Southern California ... brother, Cortland, played football at Eastern Michigan University (2004-08).



88 Jake Marwede

TE • 6-6, 245 • R-SR.
LAKE FOREST, ILL.
LOYOLA ACADEMY

2021: Projected starting tight end ... in 28 career games (two starts), has recorded 14 receptions for 152 yards (10.86) and one TD ... lone score was a career-long 55-yard reception against Virginia in 2020 ... also recorded a career-best 59 yards receiving against the Cavaliers in 2020 ... has registered 25+ receiving yards on two different occasions ... earned a career-best three catches against N.C. State in 2020 ... has played 661 career snaps.

2020: Played in all 11 games, starting against Miami and Florida State ... totaled 13 receptions for 145 yards (11.15) and one TD ... caught 1+ pass in eight consecutive games during the season ... tallied four multi-reception contests ... recorded a season-high 59 yards against Virginia, including a career-long 55-yard TD reception ... on the field for 497 snaps.

2019: Played in nine games ... missed the first three contests while recovering from surgery performed on November 19, 2018, to repair a torn right anterior cruciate ligament ... had one reception for seven yards against Virginia ... on the field for 117 snaps.

2018: Played in eight games, seeing action against Army West Point, N.C. Central, Georgia Tech, Virginia, Pittsburgh, Miami, North Carolina and Clemson ... suffered season-ending knee injury at Clemson ... underwent surgery on November 19 to repair a torn right anterior cruciate ligament ... on the field for 47 snaps.

2017: Did not see game action.

PRIOR TO DUKE: Played at Loyola Academy for coach John Holecek ... four-star prospect by *ESPN.com* and a member of the ESPN300 (No. 188) ... three-star prospect by *Rivals.com*, *Scout.com* and *247Sports.com* ... consensus top-20 tight end prospect, with rankings of No. 4 by *ESPN.com*, No. 14 by *247Sports.com*, No. 15 by *Scout.com* and No. 19 by *Rivals.com* ... helped Loyola Academy to two-year record of 27-1 with a state championship in 2015 and state runner-up finish in 2016 ... as a senior, had 68 rushing attempts for 342 yards while catching 42 passes for 580 yards and six TDs to earn Gatorade Player of the Year honors for Illinois ... also received Player of the Year accolades from the *Chicago Sun-Times* and was a first team all-state pick by the *Illinois Football Coaches Association* and *Champaign-Urbana News-Gazette* ... had five rushing TDs in a win over Brother Rice to propel team to the 2016 Catholic Blue championship ... selected to participate in the Under Armour All-America Game in January, 2017 ... as a junior, caught 16 passes for 227 yards while rushing for eight TDs as Loyola Academy went 14-0 and captured the state crown.

PERSONAL: Born May 5, 1999 ... majoring in economics while pursuing a certificate in markets and management ... son of Andy and Brenda Marwede ... father played football at Yale University ... mother played tennis at Lake Forest College ... sister, Hannah, played soccer at the University of Miami (2016-19).

STATISTICS

2019	Opponent	Rec	Yds	Lg	TD	Rush	Yds	Lg	TD
	Alabama		- DNP -						
	North Carolina A&T		- DNP -						
	Middle Tennessee		- DNP -						
	Virginia Tech	0	0	0	0	0	0	0	0
	Pittsburgh	0	0	0	0	0	0	0	0
	Georgia Tech	0	0	0	0	0	0	0	0
	Virginia	1	7	7	0	0	0	0	0
	North Carolina	0	0	0	0	0	0	0	0
	Notre Dame	0	0	0	0	0	0	0	0
	Syracuse	0	0	0	0	0	0	0	0
	Wake Forest	0	0	0	0	0	0	0	0
	Miami	0	0	0	0	0	0	0	0

2020

Opponent	Rec	Yds	Lg	TD	Rush	Yds	Lg	TD
Notre Dame	0	0	0	0	0	0	0	0
Boston College	0	0	0	0	0	0	0	0
Virginia	2	59	55	1	0	0	0	0
Virginia Tech	1	12	12	0	0	0	0	0
Syracuse	1	5	5	0	0	0	0	0
N.C. State	3	26	11	0	0	0	0	0
Charlotte	1	12	12	0	0	0	0	0
North Carolina	1	5	5	0	0	0	0	0
Georgia Tech	2	12	7	0	0	0	0	0
Miami ¹	2	14	9	0	0	0	0	0
Florida State ¹	0	0	0	0	0	0	0	0

Year	G/GS	Rec	Yards	Avg.	TD	Lg
2018	8/0	0	0	—	0	0
2019	9/0	1	7	7.00	0	0
2020	11/2	13	145	11.15	1	55
Total	28/2	14	152	10.86	1	55



71

Maurice McIntyre

OG • 6-2, 330 • R-JR.

JACKSONVILLE, N.C.

NORTHSIDE HIGH SCHOOL

2021: Expected to compete for starting role at offensive guard ... in 23 career games (four starts), has played 659 snaps.


2020: Saw action in nine games, earning three starts ... missed the Syracuse and Florida State contests ... registered starting assignments against Boston College, Virginia and Virginia Tech ... helped block for an attack that averaged 379.7 yards of total offense per game ... created paths for running backs Mataeo Durant and Deon Jackson to record four and two games with over 100+ rushing yards, respectively ... helped the Duke offense register 33 total TDs, including 19 via the ground game ... blocked for an aerial attack that threw for over 2,400+ yards for the 11th time in the last 12 seasons ... on the field for 293 snaps.

2019: Saw action in all 12 games, making one start at North Carolina ... part of an offensive line unit that was named to the Midseason Honor Roll for the Joe Moore Award for the Most Outstanding Offensive Line Unit in College Football ... helped Duke's offensive line rank fifth in the ACC in sacks allowed and 15th nationally in TFL allowed ... blocked for an offense that averaged 329.7 yards per game and scored 37 TDs ... paved the way for the Duke offense to register 40+ points in three straight outings versus North Carolina A&T, Middle Tennessee and Virginia Tech ... on the field for 347 snaps.

2018: Played in two games ... saw action against N.C. Central and Temple ... on the field for 19 snaps.

PRIOR TO DUKE: Lettered three seasons at Northside High School under coach Kendrick Pollock ... served as team captain as a senior ... three-star prospect by *ESPN.com*, *Rivals.com* and *247Sports.com* ... listed as the No. 57 offensive guard in the nation by *ESPN.com* and the No. 61 offensive guard in the country by *247Sports.com* ... during senior year, helped Northside to a 6-6 record and berth in the North Carolina High School Athletic Association (NCHSAA) 3A playoffs ... missed entire junior campaign due to injury, suffering a season-ending dislocated left knee in a preseason scrimmage ... all-area pick as a sophomore by the *Jacksonville Daily News* ... named to the All-East Central 2-A all-conference squad following sophomore season ... as a freshman, helped the team to a 9-4 ledger, the 2A East Central title and a NCHSAA 2AA state playoff berth ... also participated in track and field.

PERSONAL: Born March 18, 1999 ... majoring in cultural anthropology while minoring in computer science ... son of Maurice Williams and Alesia McIntyre.



28

Dylan Merrell

CB • 6-1, 175 • FR.

ALPHARETTA, GA.

ALPHARETTA HIGH SCHOOL

PRIOR TO DUKE: Lettered three years at Alpharetta High School under coach Jason Kervin ... three-star prospect by *ESPN.com*, *Rivals.com* and *247Sports.com* ... charted as the No. 58 safety in the nation and the No. 69 best overall prospect in Georgia by *Rivals.com* ... as a senior, recorded 37 tackles, 2.0 TFL, one INT and 11 PBUs ... rushed for 1,036 yards in prep career ... garnered both team offensive and defensive MVP honors his junior and senior seasons, respectively ... also lettered in track.

PERSONAL: Born November 19, 2003 ... son of Marc Harris and Carla Merrell.



35

Dorian Mausi

LB • 6-2, 210 • SO.

DETROIT, MICH.

UNIV. OF DETROIT JESUIT HIGH SCHOOL

2021: Expected to compete for starting linebacker spot ... in 11 career games (three starts), has compiled 29 tackles, 2.0 TFL, 1.5 sacks and one QB pressure ... registered 3+ tackles in five games, including a career-high six against Florida State in 2020 ... returned a blocked punt 32 yards for a TD against N.C. State in 2020 ... has played 423 career snaps.

2020: Played in all 11 games, making three starts against Georgia Tech, Miami and Florida State ... compiled 29 tackles, 2.0 TFL, 1.5 sacks and one QB pressure ... registered 3+ tackles in five games, including a season-high six against Florida State ... logged 1.0 sack versus North Carolina ... recorded lone QB pressure against N.C. State ... returned a blocked punt 32 yards for a TD against N.C. State ... on the field for 423 snaps.

PRIOR TO DUKE: Lettered four years at University of Detroit Jesuit High School under coach Matthew Lewis ... consensus three-star prospect by *ESPN.com*, *247Sports.com* and *Rivals.com* ... listed by *Rivals.com* as the No. 57 outside linebacker nationally ... team captain, defensive player of the year, two-time all-city selection, and all-catholic pick ... named to the 2019 *Detroit Free Press* All-State First Team ... helped University of Detroit Jesuit to two state playoff appearances ... posted 10 sacks and six forced fumbles as a senior ... registered 85 tackles in junior season.

PERSONAL: Born March 5, 2002 ... son of Dorian and Joi Mausi.

STATISTICS

Opponent	Solo	Ast	Total	TFL	QBS	INT	PBU	CF	FR	QBH
Notre Dame	1	1	2	0.0-0	0.0-0	0	0	0	0	0
Boston College	0	1	1	0.0-0	0.0-0	0	0	0	0	0
Virginia	0	3	3	0.0-0	0.0-0	0	0	0	0	0
Virginia Tech	0	2	2	0.0-0	0.0-0	0	0	0	0	0
Syracuse	0	2	2	0.5-3	0.5-3	0	0	0	0	0
NC State	1	0	1	0.0-0	0.0-0	0	0	0	0	1
Charlotte	0	0	0	0.0-0	0.0-0	0	0	0	0	0
North Carolina	3	2	5	1.0-6	1.0-6	0	0	0	0	0
Georgia Tech ¹	3	1	4	0.0-0	0.0-0	0	0	0	0	0
Miami ²	1	2	3	0.0-0	0.0-0	0	0	0	0	0
Florida State ³	4	2	6	0.5-1	0.0-0	0	0	0	0	0

Year	G/GS	Solo	Ast	Total	TFL	QBS	INT	PBU	CF	FR	QBH
2020	11/3	13	16	29	2.0-10	1.5-9	0	0	0	0	1
Total	11/3	13	16	29	2.0-10	1.5-9	0	0	0	0	1

NOTE: Returned a blocked punt 32 yards for a TD at N.C. State, 2020.



63 Jacob Monk

OG • 6-3, 310 • JR.

CLAYTON, N.C.

CORINTH HOLDERS HIGH SCHOOL

2021: Returning starter at right guard ... in 23 career games (23 starts), has played 1,633 snaps ... in 2019, became the first true freshman to start a season-opener along the offensive line since Bryan Morgan in 2007 ... also became just the third true freshman offensive lineman to play in the David Cutcliffe Era at Duke, joining Julian Santos (2016) and Rakavius Chambers (2017).

2020: Started all 11 games at right guard ... helped block for an attack that averaged 379.7 yards of total offense per game ... created paths for running backs Mataeo Durant and Deon Jackson to record four and two games with over 100+ rushing yards, respectively ... helped the Duke offense register 33 total TDs, including 19 via the ground game ... blocked for an aerial attack that threw for over 2,400+ yards for the 11th time in the last 12 seasons ... on the field for 824 snaps.

2019: Started all 12 games at right offensive tackle ... part of an offensive line unit that was named to the Midseason Honor Roll for the Joe Moore Award for the Most Outstanding Offensive Line Unit in College Football ... helped Duke's offensive line rank fifth in the ACC in sacks allowed and 15th nationally in TFL allowed ... blocked for an offense that averaged 329.7 yards per game and scored 37 TDs ... paved the way for the Duke offense to register 40+ points in three straight outings versus North Carolina A&T, Middle Tennessee and Virginia Tech ... became the first true freshman to start a season-opener along the offensive line since Bryan Morgan in 2007 ... also became just the third true freshman offensive lineman to play in the Cutcliffe Era at Duke, joining Julian Santos (2016) and Rakavius Chambers (2017) ... on the field for 809 snaps ... enrolled at Duke in January 2019.

PRIOR TO DUKE: Lettered three years at Corinth Holders High School under coach Adam Khavari ... consensus three-star prospect by *ESPN.com*, *247Sports.com* and *Rivals.com* ... rated by *ESPN.com* as the No. 6 center in the country ... ranked as the No. 26 offensive guard in the country by *247Sports.com* and No. 35 by *Rivals.com* ... three-year team captain ... as a senior, recorded 88 pancake blocks ... in junior campaign, posted 25 pancake blocks along with 15 TFL and seven sacks ... selected to play in the Shrine Bowl of the Carolinas ... invited to the Pro Football Hall of Fame World All-Star Bowl ... three-time all-conference selection and two-time Team MVP ... as a junior and senior, named to the *USA Today* American Family Insurance All-USA North Carolina Team ... also lettered in track & field.

PERSONAL: Born June 4, 2001 ... double majoring in African & African American studies and political science ... son of Stanley and Chareen Monk ... father was a four-year letterwinner (1984-85-86-87) as a running back at Duke, rushed 294 times for 1,149 yards and eight TDs with a pair of 100-yard rushing outings against N.C. State (21-104; 1985) and Rutgers (25-130; 1987) and signed with the NFL's Dallas Cowboys following collegiate career ... late uncle, Quincy Monk, earned four letters (1998-99-2000-01) as a linebacker at North Carolina, was selected in the seventh round of the NFL Draft by the New York Giants in 2002 and played three professional seasons with the Giants (2002-03) and Houston Texans (2004).



20 Jaquez Moore

RB • 5-11, 195 • FR.

LIVE OAK, FLA.

SUWANNEE HIGH SCHOOL

PRIOR TO DUKE: Lettered four years at Suwannee High School under coach Kyler Hall ... three-star prospect by *ESPN.com* and *247Sports.com* ... charted as the No. 80 athlete in the nation by *247Sports.com* ... rushed 351 times for 2,591 yards and 49 TDs in prep career ... added 38 receptions for 611 yards with eight TDs ... during senior season, accumulated 1,269 passing yards with 16 TDs ... guided Suwannee to an 8-3 mark and a second-round berth in the Class 5A playoffs in 2021 ... named *Lake City Reporter's* Offensive Player of the

Year ... also competed in weight lifting, was a state qualifier in the 183 weight class, and helped the team to back-to-back district and regional titles.

PERSONAL: Born July 19, 2003 ... son of Anthony Lee and Janet Moore ... cousin, John Perry, lettered in football (2010-13) at Tusculum University.



8 Jordan Moore

QB • 6-2, 180 • FR.

SYKESVILLE, MD.

LOYOLA BLAKEFIELD HIGH SCHOOL

2021: Reserve quarterback ... enrolled at Duke in January 2021.

PRIOR TO DUKE: Lettered four years at Loyola Blakefield High School under coach Anthony Zehyoue ... three-star prospect by *ESPN.com*, *Rivals.com* and *247Sports.com* ... charted as the No. 26 and No. 27 dual threat quarterback in the nation by *ESPN.com* and *Rivals.com*, respectively ... listed as the No. 24, No. 26, and No. 27 best prospect in the state of Maryland by *247Sports.com*, *ESPN.com*, and *Rivals.com*, respectively ... in three-plus seasons (senior year cut short due to COVID-19 pandemic), recorded 3,410 passing yards and 36 passing TDs while rushing for 1,120 yards and 11 scores ... two-time all-metro team selection ... also lettered in basketball and track & field ... following senior year, named the recipient of the 30th annual Franklin D. Watkins Memorial Award, an honor presented to the nation's top African-American high school scholar-athlete, joining former Duke lettermen Zavier Carmichael, Rakavius Chambers, Matt Daniels, Brandon Hill, Vince Oghobaase, and Deion Williams, along with current team members Jaylen Coleman, Mataeo Durant and Michael Reese as finalists for the award.

PERSONAL: Born April 18, 2002 ... son of Percy and Janice Moore ... father played soccer at Goucher College (1991-94), where he holds the all-time career goals (54) and points (133) records, single-game points record (eight vs. Arcadia and Gallaudet in 1991), single-game goals record (four vs. Arcadia in 1991), and goals in a season (16 in 1991 & 1992) mark.



36 Nick Morris Jr.

LB • 6-3, 225 • FR.


AUSTIN, TEXAS

WESTLAKE HIGH SCHOOL

2021: Reserve linebacker ... enrolled at Duke in January 2021.

PRIOR TO DUKE: Lettered two seasons (2018-19) at Fairfield (Conn.) College Prep and one season (2020) at Westlake High School under coach Todd Dodge ... three-star prospect by *ESPN.com* and *247Sports.com* ... charted as the No. 37 inside linebacker in the nation by *ESPN.com* ... compiled 220 tackles in prep career, including 23.0 sacks, three INTs, and four fumble recoveries ... named all-state and all-conference following junior season ... tabbed the *Austin American-Statesman* Central Texas Defensive Player of the Year ... also lettered in baseball.

PERSONAL: Born December 21, 2002 ... son of Nick and Katherine Morris ... father lettered in football at the University of Pennsylvania (1993-95) and helped the Quakers to a 24-game winning streak, two Ivy League championships and consecutive undefeated seasons in 1993 and 1994.



94
R.J. Oben

DE • 6-4, 255 • R-SO.
MONTCLAIR, N.J.
ST. PETERS HIGH SCHOOL

2021: Expected to compete for a starting role at defensive end ... in 13 career games, has registered five tackles, and 0.5 TFL ... recorded a career-high two tackles against Georgia Tech in 2020 ... has played 96 snaps.

2020: Played in nine games, missing action against Syracuse and N.C. State ... totaled four tackles and 0.5 TFL ... recorded a season-high two tackles against Georgia Tech ... carded 0.5 TFL versus Virginia ... on the field for 72 snaps.

2019: Played in four games against Alabama, North Carolina A&T, Georgia Tech and Virginia before suffering a season-ending injury ... had surgery on October 21, 2020 to repair a left shoulder injury ... recorded lone tackle against North Carolina A&T ... on the field for 24 snaps.

PRIOR TO DUKE: Lettered three years at St. Peters High School under coach Rich Hansen ... consensus three-star prospect by *ESPN.com*, *247Sports.com* and *Rivals.com* ... rated as the No. 51 weakside defensive end nationally by *Rivals.com* and listed at No. 57 by *247Sports.com* ... the No. 124 defensive end nationally as ranked by *ESPN.com* ... third team *NJ.com* All-State selection following final campaign ... *USA Today* American Family Insurance All-USA New Jersey pick as a senior ... named to the *Hudson Reporter* All-Area High School Football Team as a senior ... two-time all-conference selection ... chosen to participate in the Pro Football Hall of Fame World Bowl ... during final campaign, recorded 28 tackles and 5.0 sacks ... also competed in track and field and was a three-time all-county pick in the discus.

PERSONAL: Born June 17, 2001 ... majoring in economics while minoring in African & African American studies ... son of Roman Oben and Linda Claude-Oben ... father, who currently serves as the NFL Vice President of Football Development after joining the league as the Director of Health & Safety in January 2015, was a four-year letterwinner (1992-93-94-95) on the football team at the University of Louisville and added three letters as a member of the track & field program before becoming a third round pick by the New York Giants in the 1996 NFL Draft, spending 12 years as an offensive tackle with the Giants (1996-99), Cleveland Browns (2000-01), Tampa Bay Buccaneers (2002-03) and San Diego Chargers (2004-07), starting on the Buccaneers' Super Bowl XXXVII championship team, and in 130 of 143 games during pro career, and earning induction into the University of Louisville Football Ring of Honor and Athletic Hall of Fame ... mother played volleyball at New York University.

STATISTICS

Year	G/GS	Solo	Ast	Total	TFL	QBS	INT	PBU	CF	FR	QBH
2019	4/0	0	1	1	0.0-0	0.0-0	0	0	0	0	0
2020	9/0	1	3	4	0.5-4	0.0-0	0	0	0	0	0
Total	13/0	1	4	5	0.5-4	0.0-0	0	0	0	0	0



97
Caleb Oppan

DE • 6-4, 235 • R-SO.
KENNESAW, GA.
NORTH COBB HIGH SCHOOL

2021: Expected to compete for a starting role at defensive end ... in 10 career games, has recorded three tackles, 1.0 TFL, one sack and one QB pressure ... has played 61 snaps.

2020: Played in 10 games, missing the N.C. State game ... totaled three tackles, 1.0 TFL and one QB pressure ... recorded one tackle against Boston College, North Carolina and Miami ... tallied lone TFL against Miami for a loss of 10 yards ... on the field for 61 snaps.

2019: Did not see game action ... recipient of the program's Sonny Falcone Iron Duke Award, an honor presented annually to offensive, defensive and developmental program members for their year-round commitment to strength training and conditioning.

PRIOR TO DUKE: Lettered three years at North Cobb High School under coach Shane Queen ... consensus three-star prospect by *ESPN.com*, *247Sports.com* and *Rivals.com* ... the No. 67 weakside defensive end according to *247Sports.com* ... served as team captain as a senior ... earned first team all-region 3-A-A-A-A-A-A and All-Cobb County second team accolades in 2018 ... finished final campaign with 36 tackles, 7.0 sacks and 14 QB pressures ... as a junior, carded 63 tackles and 5.0 sacks ... played in the 2017 Georgia Elite Classic junior game ... earned a pair of varsity letters in wrestling and was a region qualifier.

PERSONAL: Born February 12, 2001 ... majoring in psychology ... son of Ebenezer and Francisca Oppan.

STATISTICS

Year	G/GS	Solo	Ast	Total	TFL	QBS	INT	PBU	CF	FR	QBH
2019	0/0	0	0	0	0.0-0	0.0-0	0	0	0	0	0
2020	10/0	2	1	3	1.0-10	1.0-10	0	0	0	0	1
Total	10/0	2	1	3	1.0-10	1.0-10	0	0	0	0	1



6
Eli Pancol

WR • 6-3, 200 • JR.
PENDLETON, IND.
PENDLETON HEIGHTS HIGH SCHOOL

2021: Expected to compete for a starting role at wide receiver ... in 23 career games, has compiled 30 catches for 332 yards (11.07) with four TDs and rushed seven times for 40 yards (5.71) and two scores ... has seven career games with 2+ receptions including a career-high five catches against Miami in 2020 ... on the field for 643 snaps.

2020: Played in all 11 games ... recorded 24 receptions for 241 yards (10.04) ... ranked fourth on the team in both receptions and receiving yards ... also tallied four rush attempts for 20 yards (5.00) ... opened the season with three receptions for 78 yards at Notre Dame, including a career-long 55-yard reception ... registered four receptions for 32 yards against Virginia Tech ... closed the season with four consecutive multi-catch games ... recorded three receptions for 24 yards and rushed twice for 27 yards, including a 22-yard TD, versus North Carolina ... gathered a career-high five receptions for 22 yards against No. 9 Miami ... ended the season with a 26-yard TD reception at Florida State ... on the field for 352 snaps.

2019: Honorable Mention Freshman All-America selection by *Pro Football Focus* ... played in all 12 games ... caught six passes for 91 yards (15.17) and three TDs ... rushed three times for 20 yards (6.67) and one TD ... finished fifth on the team in scoring (24 points) ... had a season-high two receptions at Virginia ... logged receiving TDs against North Carolina A&T (39 yards), Middle Tennessee (11) and Virginia (23) ... lone rushing score covered three yards versus Georgia Tech ... on the field for 291 snaps ... enrolled at Duke in January 2019.

PRIOR TO DUKE: Lettered two years at Pendleton Heights High School under coach Jed Richman ... consensus three-star prospect by *ESPN.com*, *247Sports.com* and *Rivals.com* ... consensus top-100 wide receiver nationally with rankings of No. 75 by *247Sports.com*, No. 91 by *Rivals.com* and No. 99 according to *ESPN.com* ... following senior year, named to the All-USA Central Indiana high school football Super Team, *Indiana Football Coaches Association* All-State team and *Associated Press* All-Indiana squad ... *Herald-Bulletin* Offense All-Area Player of the Year selection after senior season ... named to the all-area squads on offense and defense following junior campaign ... *Associated Press* Class 4A All-Indiana honorable mention selection as a wide receiver after junior campaign ... first team All-Hoosier Heritage Conference (HHC) selection at wide receiver as a junior and senior ... as a senior, caught 31 passes for 582 yards and a conference-leading 12 TDs as the Arabians went 8-3 ... during junior campaign, totaled 41 receptions for 834 yards and 17 TDs ... also lettered in basketball and track & field ... an All-HHC selection as a sophomore and was an honorable mention choice as a junior on the basketball team ... at the 2018 Indiana High School Athletic Association Boys State Track & Field Championships, placed third in the high jump with a personal-best leap of 6'8".

PERSONAL: Born July 7, 2000 ... majoring in visual and media studies ... son of Alison Pancel and Kevin Cherry, and the late John Hester.

STATISTICS

2019									
Opponent	Rec	Yds	Lg	TD	Rush	Yds	Lg	TD	
Alabama	0	0	0	0	0	0	0	0	
North Carolina A&T	1	39	39	1	0	0	0	0	
Middle Tennessee	1	11	11	1	0	0	0	0	
Virginia Tech	0	0	0	0	0	0	0	0	
Pittsburgh	0	0	0	0	0	0	0	0	
Georgia Tech	0	0	0	0	2	12	9	1	
Virginia	2	33	23	1	1	8	8	0	
North Carolina	0	0	0	0	0	0	0	0	
Notre Dame	1	4	4	0	0	0	0	0	
Syracuse	1	4	4	0	0	0	0	0	
Wake Forest	0	0	0	0	0	0	0	0	
Miami	0	0	0	0	0	0	0	0	

2020									
Opponent	Rec	Yds	Lg	TD	Rush	Yds	Lg	TD	
Notre Dame	3	78	55	0	0	0	0	0	
Boston College	1	8	8	0	0	0	0	0	
Virginia	0	0	0	0	0	0	0	0	
Virginia Tech	4	32	13	0	0	0	0	0	
Syracuse	3	22	14	0	1	4	4	0	
N.C. State	1	2	2	0	0	0	0	0	
Charlotte	0	0	0	0	0	0	0	0	
North Carolina	3	24	12	0	2	27	22	1	
Georgia Tech	2	25	15	0	0	0	0	0	
Miami	5	22	10	0	1	-11	0	0	
Florida State	2	28	26	1	0	0	0	0	

Year	G/GS	Rec	Yards	Avg.	TD	Lg
2019	12/0	6	91	15.17	3	39
2020	11/0	24	241	10.04	1	55
Total	23/0	30	332	11.07	4	55

Year	G/GS	Rush	Yards	Avg.	TD	Lg
2019	12/0	3	20	6.67	1	9
2020	11/0	4	20	5.00	1	22
Total	23/0	7	40	5.71	2	22



69
Kade Parmelly

OG • 6-3, 305 • GR.

ABILENE, TEXAS

WYLIE HIGH SCHOOL (ABILENE CHRISTIAN)

2021: Graduate transfer from Abilene Christian University ... played in 40 games (eight starts) with the Wildcats ... has played 2,080 career snaps ... enrolled at Duke in January 2021.

PRIOR TO DUKE: Four-year member of the football program at Abilene Christian University in 2017-18-19 ... team captain in 2019 and 2020 ... honorable mention All-Southland Conference selection in 2018 ... two-time Southland Conference All-Academic recipient (2018 & 2019) and CoSIDA Academic All-District honoree in 2019 ... appeared in 40 career games for the Wildcats, making eight starts ... tabbed the FCS Player of the Week on Sept. 15, 2020 ... named the 2020 Wildcat Club Male Student-Athlete of the Year and earned the 2020 Southland Conference F.L. McDonald Postgraduate Scholarship Award ... attended Abilene Wylie High School and was coached by Hugh Sandifer ... helped Wylie reach the Class 4A Division I state championship game while being named an honorable mention Class 4A all-state and all-district selection ... also recognized on the all-area team and earned an *Abilene Reporter-News* All-Big Country Super Team honors ... named second team academic all-state as well.

PERSONAL: Born Sept. 22, 1998 ... graduated from Abilene Christian University in 2019 with a degree in kinesiology ... currently pursuing a master's in management studies from Duke's Fuqua School of Business ... son of Bryan and Shawna Parmelly ... in May 2018, served on an international mission trip to Ghana, Africa, with the ACU Missions Departments, and during 2019 Spring Break, traveled to Dubai, United Arab Emirates, with a missionary group from a Abilene church.



92
Aeneas Peebles

DT • 6-2, 280 • SO.

RALEIGH, N.C.

KNIGHTDALE HIGH SCHOOL

2021: Reserve defensive tackle ... in 10 career games, has compiled three tackles ... on the field for 88 snaps.

2020: Played in 10 games, missing action against Georgia Tech ... totaled three tackles ... logged two tackles against North Carolina ... on the field for 88 snaps ... enrolled at Duke in January 2020.

PRIOR TO DUKE: Lettered four years at Knightdale High School under coach Anthony Timmons ... consensus three-star prospect by *ESPN.com*, *247Sports.com* and *Rivals.com* ... listed by *Rivals.com* as the No. 48 defensive tackle in the nation and No. 15 overall prospect in the state of North Carolina ... compiled 195 tackles, 27 sacks, 20 QB hurries, and two blocked field goals over final two seasons ... 2019 Defensive 4A Player of the Year ... helped Knightdale to consecutive state playoff appearances ... also lettered two years in baseball.

PERSONAL: Born September 3, 2001 ... son of William and Gia Peebles.

STATISTICS

2020

Opponent	Solo	Ast	Total	TFL	QBS	INT	PBU	CF	FR	QBH
Notre Dame	0	0	0	0.0-0	0.0-0	0	0	0	0	0
Boston College	0	0	0	0.0-0	0.0-0	0	0	0	0	0
Virginia	0	0	0	0.0-0	0.0-0	0	0	0	0	0
Virginia Tech	0	0	0	0.0-0	0.0-0	0	0	0	0	0
Syracuse	0	0	0	0.0-0	0.0-0	0	0	0	0	0
NC State	0	0	0	0.0-0	0.0-0	0	0	0	0	0
Charlotte	0	1	1	0.0-0	0.0-0	0	0	0	0	0
North Carolina	1	1	2	0.0-0	0.0-0	0	0	0	0	0
Georgia Tech	- DNP -									
Miami	0	0	0	0.0-0	0.0-0	0	0	0	0	0
Florida State	0	0	0	0.0-0	0.0-0	0	0	0	0	0

Year	G/GS	Solo	Ast	Total	TFL	QBS	INT	PBU	CF	FR	QBH
2020	10/0	1	2	3	0.0-0	0.0-0	0	0	0	0	0
Total	10/0	1	2	3	0.0-0	0.0-0	0	0	0	0	0



52 Addison Penn


C • 6-3, 300 • R-FR.
SOUTHLAKE, TEXAS
CARROLL SENIOR HIGH SCHOOL

2021: Reserve center.

2020: Did not see game action.

PRIOR TO DUKE: Lettered three years at Carroll Senior High School under coach Riley Dodge ... consensus three-star prospect by *ESPN.com*, *247Sports.com* and *Rivals.com* ... ranked by *247Sports.com* as the No. 18 offensive center nationally ... was a two-time unanimous first team all-district selection ... named a Padilla Poll all-state honoree (junior year), while also receiving second team *Dallas Morning News* all-state recognition (senior year) ... helped Carroll to a 36-6 record and three trips to the state playoffs ... also lettered in track & field with a focus on discus and shotput.

PERSONAL: Born November 3, 2001 ... son of Sean and Michele Penn.



75 Calib Perez


OT • 6-5, 310 • R-FR.
PEARLAND, TEXAS
GLENDA DAWSON HIGH SCHOOL

2021: Reserve offensive tackle.

2020: Did not see game action.

PRIOR TO DUKE: Lettered three years at Glenda Dawson High School under coaches Eric Wells and Mike Allison ... consensus three-star prospect by *ESPN.com*, *247Sports.com* and *Rivals.com* ... ranked by *247Sports.com* as the No. 78 offensive tackle in the nation ... first team all-district selection ... helped Glenda Dawson to a record of 22-11 record and three postseason appearances ... also lettered four years in track & field.

PERSONAL: Born March 14, 2002 ... son of Abel and Melody Perez.



86 Brendan Pernecky

TE • 6-3, 230 • SO.
PASADENA, CALIF.
LOYOLA HIGH SCHOOL

2021: Reserve tight end.

2020: Did not see game action.

PRIOR TO DUKE: Lettered two seasons at Loyola High School in Los Angeles, Calif., under head coach Drew Casani ... earned first team all-league honors.

PERSONAL: Born April 25, 2002 ... son of Paul and Aly Pernecky ... father played football at University of California, Los Angeles (1983-87).



26 Joshua Pickett

CB • 6-1, 180 • FR.
DEMOREST, GA.
HABERSHAM CENTRAL HIGH SCHOOL

2021: Reserve cornerback ... enrolled at Duke in January 2021.

PRIOR TO DUKE: Lettered four years at Habersham Central High School under coach Benji Harrison ... three-star prospect by *ESPN.com*, *Rivals.com* and *247Sports.com* ... charted as the No. 85 overall prospect in Georgia by *ESPN.com* ... named the Region 8-AAAAAA Two-Way Player of the Year and Class 6A defensive honorable mention by *The Atlanta Journal-Constitution* ... also lettered in basketball and track.

PERSONAL: Born October 3, 2002 ... son of Harold and Angelia Pickett ... cousin, Ryan Crawford, played football at Davidson College (1997-00) and is currently the Assistant Special Teams Coordinator/Nickelbacks Coach at Wake Forest University ... cousin, Daniel Pickett, lettered in football at the U.S. Air Force Academy (2009-12).



77 Justin Pickett

OT • 6-7, 315 • FR.
CARMEL, IND.
CARMEL HIGH SCHOOL

PRIOR TO DUKE: Lettered three years at Carmel High School under coach John Hebert ... three-star prospect by *ESPN.com*, *Rivals.com* and *247Sports.com* ... helped Carmel compile a 39-14 overall record including a state title during junior season ... named team captain as a senior and garnered first team All-Metropolitan Interscholastic Conference honors ... also was tabbed to the *Indianapolis Star* Super Team ... also lettered in basketball.

PERSONAL: Born December 20, 2002 ... son of Jeff and Cassy Pickett ... mother lettered four years in volleyball at Ball State University (1991-94) and is enshrined in the school's hall of fame ... brother, Jakob, is a current member of the Siena Heights University volleyball team ... uncle, Greg Pickett, played basketball at Indiana Wesleyan University (1993-95) ... uncle, Brad Pickett, played basketball at Moorhead State University (1995-97) ... cousin, Bryan Bullington, lettered in baseball at Ball State University (2000-02) and was the No. 1 overall pick in the 2002 MLB Draft by the Pittsburgh Pirates.

**59****Michael Reese****DE • 6-4, 250 • SO.****NASHVILLE, TENN.****CANE RIDGE HIGH SCHOOL**

2021: Reserve defensive end ... in two career games, has played nine snaps.


2020: Played in two games against Virginia Tech and North Carolina ... on the field for nine snaps ... enrolled at Duke in January 2020.

PRIOR TO DUKE: Lettered three years at Cane Ridge High School under coach Eddie Woods ... consensus three-star prospect by *ESPN.com*, *247Sports.com* and *Rivals.com* ... charted by *247Sports.com* as the No. 78 defensive tackle in the nation ... ranked by *ESPN.com* as the No. 31 overall prospect and No. 4 defensive tackle in the state of Tennessee ... compiled 85 tackles, 25 TFL, 11 sacks, one forced fumble, and two fumble recoveries over final two seasons ... three-time all-region honoree, two-time all-city selection and two-time region defensive player of the year ... also tabbed the all-city lineman of the year, while being named a Hume Award finalist ... helped Cane Ridge to four straight state playoff appearances ... finalist for the Franklin D. Watkins Memorial Award, an honor presented to the nation's top African-American high school scholar-athlete, joining former Duke lettermen Zavier Carmichael, Rakavius Chambers, Matt Daniels, Brandon Hill, Vince Oghobaase and Deion Williams, along with current team members Jaylen Coleman, Mataeo Durant and Jordan Moore as finalists for the award.

PERSONAL: Born October 10, 2001 ... son of James and Dawn Reese.

STATISTICS

Year	G/GS	Solo	Ast	Total	TFL	QBS	INT	PBU	CF	FR	QBH
2020	2/0	1	0	1	0.0-0	0.0-0	0	0	0	0	0
Total	2/0	1	0	1	0.0-0	0.0-0	0	0	0	0	0

**1****Jontavis Robertson****WR • 5-11, 195 • SO.****GRAY, GA.****JONES COUNTY HIGH SCHOOL**

2021: Reserve wide receiver ... in 11 career games, has caught four passes for 25 yards (6.25) and recorded seven punt returns for 55 yards (7.86) ... registered a career-high two receptions against Miami in 2020 ... on the field for 108 snaps.

2020: Played in all 11 games ... caught four passes for 25 yards (6.25) ... recorded seven punt returns for 55 yards (7.86) ... registered a season-high two receptions against Miami ... earned a season-best 13 yards against Notre Dame in first collegiate game ... returned a season-high two punts against Syracuse and North Carolina ... posted a season-best 21 punt return yards against Charlotte ... on the field for 108 snaps.

PRIOR TO DUKE: Lettered three years at Jones County High School under coach Justin Rogers and Mike Chastain ... consensus three-star prospect by *ESPN.com*, *247Sports.com* and *Rivals.com* ... compiled 2,502 receiving yards and 23 TDs during final three seasons ... also registered 253 rushing yards with six TDs as well as two punt returns for TDs ... 2019 Region 4AAAAA All-Region Athlete of the Year and three-time first team all-region selection ... helped Jones County to four straight state playoff appearances ... also lettered in track & field.

PERSONAL: Born June 6, 2002 ... son of Demetrius White.

STATISTICS

Year	G/GS	Rec	Yards	Avg.	TD	Lg
2020	11/0	4	25	6.25	0	13
Total	11/0	4	25	6.25	0	13

Year	G/GS	PR	Yards	Avg.	TD	Lg
2020	11/0	7	55	7.86	0	21
Total	11/0	7	55	7.86	0	21

**26****William Robertson****WR • 6-1, 190 • SO.****MONTGOMERY, ALA.****MONTGOMERY ACADEMY**

2021: Reserve wide receiver.

2020: Played in one game against Charlotte ... on the field for one snap.

PRIOR TO DUKE: Lettered four years at Montgomery Academy under head coach Gary Nelson ... reached the state playoffs all four seasons ... totaled 122 catches for 1,981 receiving yards and 18 TDs ... first team all-city and all-metro as a junior and senior ... named second-team all-state after amassing 900 receiving yards and eight TDs as a senior ... graduated as the school record holder for receptions in a season (62), career receptions (122) and career reception yards (1,981) ... also recorded 68 and 89 tackles, respectively, during junior and senior seasons ... added three INTs as a senior ... team captain as a junior and senior.

PERSONAL: Born December 11, 2001 ... son of John (Doug) and Cathryn Robertson ... mother played tennis at Methodist University (1992-93) ... father graduated from Duke in 1992.

**99****Christian Rorie****DT • 6-6, 305 • R-SO.****RALEIGH, N.C.****ENLOE HIGH SCHOOL**

2021: Reserve defensive tackle ... in seven career games, has compiled four tackles and 0.5 TFL ... registered a career-high two tackles against Virginia in 2020 ... on the field for 54 snaps.

2020: Played in seven games, seeing action against Virginia, Syracuse, N.C. State, Charlotte, North Carolina, Miami and Florida State ... totaled four tackles, including 0.5 TFL ... recorded a season-high two tackles at Virginia ... also added one tackle against Syracuse and North Carolina ... on the field for 54 snaps.

2019: Did not see game action.

PRIOR TO DUKE: Lettered four years at Enloe High School under coach Ken Blocker ... consensus three-star prospect by *ESPN.com*, *Rivals.com* and *247Sports.com* ... the No. 54 strongside defensive end in the country as ranked by *Rivals.com* ... ranked by *ESPN.com* as the No. 76 defensive end in the country ... as a senior, named to the *HighSchoolOT.com's* All-East Football Team ... named to the Cap 7 all-conference squad as a junior and senior ... as a freshman, Enloe went 0-11 before helping the program turn things around to begin senior season with a mark of 8-0 start, a first in program history ... as a senior, totaled 78 tackles, 17.0 TFL and 9.0 sacks ... during junior campaign, tallied 48 tackles with 6.0 TFL and 5.0 sacks ... as a sophomore, carded 33 tackles, 8.0 TFL and 3.0 sacks.

PERSONAL: Born October 30, 2000 ... majoring in political science while minoring in African & African American studies and pursuing a certificate in markets and management ... son of Douglas Turner and Felisha Rorie-Parson.

STATISTICS

Year	G/GS	Solo	Ast	Total	TFL	QBS	INT	PBU	CF	FR	QBH
2019	0/0	0	0	0	0.0-0	0.0-0	0	0	0	0	0
2020	7/0	1	3	4	0.5-3	0.0-0	0	0	0	0	0
Total	7/0	1	3	4	0.5-3	0.0-0	0	0	0	0	0



65
Colin Ross

LS • 5-11, 255 • SO.
KNOXVILLE, TENN.
FARRAGUT HIGH SCHOOL

2021: Reserve long snapper.

2020: Did not see game action.

PRIOR TO DUKE: Four-year letterman at Farragut High School under head coach Eddie Courtney ... helped lead Farragut to the AAAAA (5A) state championship and a 14-1 record his freshman season.

PERSONAL: Born May 2, 2002 ... son of Rob and Lisa Ross.



46
Mason Russell

TE • 6-2, 245 • R-SO.
WINDERMERE, FLA.
WINDERMERE PREPARATORY SCHOOL

2021: Reserve tight end ... has seen action in four games ... on the field for four snaps.

2020: Played in two games, against Charlotte and Florida State ... on the field for two snaps.

2019: Played in the first two games of the season against Alabama and North Carolina A&T ... on the field for two snaps.

PRIOR TO DUKE: Four-year letterman at Windermere Prep for coach Jacob Doss ... three-year team captain who helped Windermere to a trio of state playoff appearances with two trips to the semifinals and one championship game ... totaled 129 tackles, 24.0 TFL, 5.5 sacks and one INT as a senior en route to earning all-state, all-conference and *Florida Athletic Coaches Association* District 3A Player of the Year accolades ... as a junior, recorded 133 tackles while earning all-district and all-conference honors ... received the Mr. Windermere Prep Award as a senior ... the school's first four-time Male Athlete of the Year ... a U.S. National Football Team member for the U16 and U17 squads, captaining the U17 club ... earned four additional letters as an outfielder on the baseball team.

PERSONAL: Born June 30, 2000 ... majoring in economics while minoring in Spanish ... son of Bobby and Molly Russell ... grandfather, Thomas Draper, was a three-year letterman (1962-63-64) for the Brown men's lacrosse team and was a member of the 1971 Brown Athletic Hall of Fame induction class after accounting for 123 goals and 39 assists for 162 points during career, earning a trio of All-New England honors (1962-63-64), as well as All-Ivy League and All-America accolades in 1964.



58
Gary Smith III

DT • 6-2, 320 • SO.
SHELBYVILLE, TENN.
SHELBYVILLE CENTRAL HIGH SCHOOL

2021: Expected to compete for a starting role at defensive tackle ... in 10 career games, has compiled nine tackles ... registered a career-high two tackles against both Virginia Tech and Miami in 2020 ... on the field for 148 snaps.

2020: Played in 10 games, missing action against North Carolina ... totaled nine tackles, including five solo ... recorded two tackles against Virginia Tech and Miami ... on the field for 148 snaps.

PRIOR TO DUKE: Lettered four years at Shelbyville Central High School under coach Justin Palmer ... consensus three-star prospect by *ESPN.com*, *247Sports.com* and *Rivals.com* ... charted by *ESPN.com* as the No. 89 defensive tackle in the nation ... compiled 166 tackles and 6.5 sacks over final two seasons ... four-time all-region honoree and two-time defensive MVP ... all-state selection following senior season ... helped Shelbyville Central to four straight state playoff appearances and a 34-14 record.


PERSONAL: Born November 1, 2001 ... son of Telisha Sparrow.

STATISTICS

2020

Opponent	Solo	Ast	Total	TFL	QBS	INT	PBU	CF	FR	QBH	
Notre Dame	1	0	1	0.0-0	0.0-0	0	0	0	0	0	
Boston College	0	0	0	0.0-0	0.0-0	0	0	0	0	0	
Virginia	1	0	1	0.0-0	0.0-0	0	0	0	0	0	
Virginia Tech	0	2	2	0.0-0	0.0-0	0	0	0	0	0	
Syracuse	0	0	0	0.0-0	0.0-0	0	0	0	0	0	
NC State	0	1	1	0.0-0	0.0-0	0	0	0	0	0	
Charlotte	0	0	0	0.0-0	0.0-0	0	0	0	0	0	
North Carolina	- DNP -										
Georgia Tech	0	1	1	0.0-0	0.0-0	0	0	0	0	0	
Miami	2	0	2	0.0-0	0.0-0	0	0	0	0	0	
Florida State	1	0	1	0.0-0	0.0-0	0	0	0	0	0	

Year	G/GS	Solo	Ast	Total	TFL	QBS	INT	PBU	CF	FR	QBH
2020	10/0	5	4	9	0.0-0	0.0-0	0	0	0	0	0
Total	10/0	5	4	9	0.0-0	0.0-0	0	0	0	0	0



80
Matt Smith

TE • 6-5, 235 • R-SO.
NEEDHAM, MASS.
NEEDHAM HIGH SCHOOL

2021: Reserve tight end ... in six career games, has played 30 snaps.

2020: Played in six games against Virginia, Virginia Tech, Charlotte, Georgia Tech, Miami and Florida State ... on the field for 30 snaps.

2019: Did not see game action.

PRIOR TO DUKE: Lettered two years at Needham High School under coaches Doug Kopsco and David Duffy ... consensus three-star prospect by *ESPN.com*, *247Sports.com* and *Rivals.com* ... the No. 31 Y-tight end nationally as ranked by *ESPN.com* and the No. 51 tight end according to *247Sports.com* ... first team *Massachusetts Interscholastic Athletic Association* all-state selection at tight end after senior season ... *Massachusetts High School Football*

Coaches Association all-state honoree as a wide receiver following final campaign ... *USA Today American Family Insurance All-USA Massachusetts Football Team* first team selection as a senior ... received *Boston Herald* and *Boston Globe* all-scholastic selections after final campaign ... Bay State Conference Co-MVP and all-star selection as a senior ... served as team captain as a senior, tallying 56 receptions for 1,043 yards and 12 TDs ... in Needham's Division 1 South Sectional semifinal contest against Catholic Memorial, recorded seven catches for 179 yards and two TDs, including a 90-yard scoring reception on team's first drive of the game ... finished career against Wellesley on Thanksgiving Day, returning a kickoff 92 yards for a touchdown in a 14-13 victory ... as a junior, helped Needham to a 6-5 mark and the Bay State Conference title ... finished junior campaign with 37 receptions for 702 yards and five TDs and earned Bay State Conference all-star recognition ... also lettered three years in basketball and served as team captain as a senior ... earned one varsity letter as a freshman on the track team.

PERSONAL: Born September 7, 2000 ... majoring in public policy and pursuing a certificate in markets and management ... son of Tim and Michelle Smith ... mother played volleyball at Dickinson College (1986-87-88-89), served as a team captain in 1989 and ranks in the top 10 in program history in career blocks ... brother, Brendan, is a member of the football program at Boston College.



40 Ryan Smith

LB • 6-2, 210 • SO.

ACWORTH, GA.


HARRISON HIGH SCHOOL

2021: Reserve linebacker ... in seven career games, has one career tackle ... on the field for 64 snaps.

2020: Played in seven games ... saw action against Virginia Tech, Syracuse, Charlotte, North Carolina, Georgia Tech, Miami and Florida State ... recorded one tackle against Charlotte ... on the field for 64 snaps.

PRIOR TO DUKE: Lettered three years at Harrison High School under coach Matt Dickmann ... consensus three-star prospect by *ESPN.com*, *247Sports.com* and *Rivals.com* ... listed by *247Sports.com* as the No. 70 inside linebacker in the nation ... compiled 393 tackles, three sacks, three INT, four forced fumbles, and four PBUs ... named defensive player of the year, all-region and all-county ... helped Harrison to a 33-7 record over three-year career, including the state championship and 15-0 record in 2019 ... also lettered in track & field.

PERSONAL: Born September 17, 2002 ... son of Robert and Gwendolyn Smith.



16 Gavin Spurrier

QB • 6-4, 215 • JR.

BOWLING GREEN, KY.

SOUTH WARREN HIGH SCHOOL

2021: Reserve quarterback.


2020: Recipient of the team's Micah Harris Trinity Teammate Award, which is award annually to an individual who is a true teammate and showcases character, unselfishness, compassion and pride ... did not see game action.

2019: Did not see game action.

PRIOR TO DUKE: Earned a total of four varsity letters with three high schools, receiving the last two at South Warren High School under coach Brandon Smith ... 2019 Kentucky Su-

per Preps Male Athlete of the Year ... two-time All-Sky selection ... Class 5A Most Valuable Player, *Associated Press* honorable mention all-state honoree and team captain as a senior ... during two years at South Warren, completed 371-of-566 passes (.655) for 5,450 yards and 62 TDs ... helped South Warren to a pair of Kentucky High School Athletic Association (KHSAA) playoff appearances, capped with a 15-0 record and the KHSAA 5A championship crown as a senior with a 20-16 victory against Covington Catholic ... in the title game, completed 17-of-30 passes for 237 yards and two TDs ... invited to participate in the Best of the Bluegrass All-Star Game following senior campaign ... also earned two letters in soccer and three in basketball ... helped soccer to second place in the state championship in 2016.

PERSONAL: Born January 10, 2001 ... majoring in economics while double minoring in neuroscience and religion ... son of Steve and Melissa Spurrier Jr. ... father is a member of the coaching staff at Mississippi State and is a 1994 graduate of Duke after earning two varsity letters (1992-93) as a member of the football program ... grandfather, Steve Spurrier, served as the head coach of the Blue Devils from 1987-89, compiled an overall ledger of 20-13-1, was the ACC Coach of the Year selection in both 1988 and 1989, guided Duke to the ACC Championship and an All American Bowl appearance in 1989 and was inducted into the College Football Hall of Fame as a player (1986), following his Heisman Trophy winning career at Florida, and coach (2017), after guiding Florida to the national championship in 1996 and becoming the winningest coach in Gator (1990-2001) and University of South Carolina (2005-15) history ... cousin, Davis King, was a four-year letterman (2014-15-16-17) for the Trinity University football program.



34 Sayyid Stevens

LB • 6-3, 225 • R-SO.

MIDWAY, GA.

CALVARY DAY SCHOOL

2021: Expected to compete for starting linebacker spot ... in 15 career games, has recorded eight tackles ... earned a career-best three tackles against Florida State in 2020 ... on the field for 261 snaps.

2020: Played in all 11 games ... totaled six tackles, including three solo tackles ... recorded three tackles in Duke's season finale at Florida State ... also registered a tackle against Charlotte, North Carolina and Georgia Tech ... on the field for 221 snaps.

2019: Played in the final four games of the season against Notre Dame, Syracuse, Wake Forest and Miami ... recorded two tackles ... had single stops against Syracuse and Wake Forest ... on the field for 40 snaps.

PRIOR TO DUKE: Lettered four years at Calvary Day High School under coaches Mark Stroud and Rick Tomberlin ... a three-star prospect by *ESPN.com* and *247Sports.com* ... ranked as the No. 90 outside linebacker in the country by *247Sports.com* ... the No. 133 defensive end nationally as ranked by *ESPN.com* ... as a junior and senior, picked up first team all-region and first team *All-Savannah Morning News* accolades ... following senior campaign, selected to the *Atlanta Journal Constitution* Class A Private all-state team, *Georgia Sports Writers Association* Class A all-state first team, *Recruit Georgia* Class A Private all-state squad and *ESPN Savannah* All-Savannah Team ... as a senior, nominated for the Michael Finocchiaro Memorial Outstanding Football Player award, given to the best high school football player in Chatham County as selected by coaches and members of the media ... totaled 69 tackles, 15.0 TFL, 6.0 sacks, an INT, two fumble recoveries and three caused fumbles as a senior ... after junior year, received all-area, all-region, all-county and all-state accolades ... guided the Cavaliers to a 10-2 record as a senior and 10-3 mark as a junior with both campaigns resulting in trips to the Georgia High School Association (GHSA) A Private state quarterfinals ... as a senior, carded 82 tackles, 15.0 TFL, 8.0 sacks, one INT, four caused fumbles and a pair of fumble recoveries ... named to the *WJCL ABC 22 Big 22 Squad* prior to senior season ... finished junior year with 99 tackles, 32.0 TFL, 11.0 sacks, three caused fumbles and two fumble recoveries ... as a sophomore, helped Calvary Day to a 10-1 record and earned second team all-region 3-A west accolades as the Cavaliers advanced to the GHSA A Private quarterfinals.

PERSONAL: Born November 29, 2000 ... majoring in cultural anthropology and pursuing a certificate in innovation and entrepreneurship ... son of Lloyd and Stacy Stevens.

STATISTICS


2019

Opponent	Solo	Ast	Total	TFL	QBS	INT	PBU	CF	FR	QBH
Alabama										
North Carolina A&T										
Middle Tennessee										
Virginia Tech										
Pittsburgh										
Georgia Tech										
Virginia										
North Carolina										
Notre Dame	0	0	0	0.0-0	0.0-0	0	0	0	0	0
Syracuse	0	1	1	0.0-0	0.0-0	0	0	0	0	0
Wake Forest	1	0	1	0.0-0	0.0-0	0	0	0	0	0
Miami	0	0	0	0.0-0	0.0-0	0	0	0	0	0

2020

Opponent	Solo	Ast	Total	TFL	QBS	INT	PBU	CF	FR	QBH
Notre Dame	0	0	0	0.0-0	0.0-0	0	0	0	0	0
Boston College	0	0	0	0.0-0	0.0-0	0	0	0	0	0
Virginia	0	0	0	0.0-0	0.0-0	0	0	0	0	0
Virginia Tech	0	0	0	0.0-0	0.0-0	0	0	0	0	0
Syracuse	0	0	0	0.0-0	0.0-0	0	0	0	0	0
N.C. State	0	0	0	0.0-0	0.0-0	0	0	0	0	0
Charlotte	0	1	1	0.0-0	0.0-0	0	0	0	0	0
North Carolina	1	0	1	0.0-0	0.0-0	0	0	0	0	0
Georgia Tech	0	1	1	0.0-0	0.0-0	0	0	0	0	0
Miami	0	0	0	0.0-0	0.0-0	0	0	0	0	0
Florida State	2	1	3	0.0-0	0.0-0	0	0	0	0	0

Year	G/GS	Solo	Ast	Total	TFL	QBS	INT	PBU	CF	FR	QBH
2019	4/0	1	1	2	0.0-0	0.0-0	0	0	0	0	0
2020	11/0	3	3	6	0.0-0	0.0-0	0	0	0	0	0
Total	15/0	4	4	8	0.0-0	0.0-0	0	0	0	0	0



16
Jaylen Stinson

S • 5-8, 165 • SO.

OPELIKA, ALA.

OPELIKA HIGH SCHOOL

2021: Reserve safety ... in 11 career games, has compiled 12 tackles and one fumble recovery and returned 17 kickoffs for 355 yards (20.88) ... has earned 2+ tackles in five contests ... recovered a muffed punt for a TD against Virginia Tech in 2020 ... has played 251 snaps.

2020: Recipient of the team's Bill Keziah Award as the team's top special teams player ... saw action in all 11 games ... accumulated 12 tackles and one fumble recovery ... registered 17 kickoff returns for a team-high 355 yards (20.88) ... earned a season-high two tackles on five different occasion ... recovered a muffed punt for a TD against Virginia Tech ... helped Duke's punt return coverage unit limit opponents to only 12 punt return yards on 16 attempts (0.75) ... on the field for 251 snaps.

PRIOR TO DUKE: Lettered three years at Opelika High School under coach Erik Speakman ... consensus three-star prospect by *ESPN.com*, *247Sports.com* and *Rivals.com* ... charted by *247Sports.com* as the No. 62 athlete in the nation ... compiled 221 tackles, four INTs, eight TDs, two forced fumbles and two blocked field goals in final three years ... selected to participate in the 2019 Alabama-Mississippi All-Star Game ... three-time all-area selection and two-time all-state pick ... helped Opelika to three consecutive state playoff appearances ... also lettered in track & field, winning the 2019 state championship in the javelin.

PERSONAL: Born September 14, 2001 ... son of Brian and Keisha Stinson.

STATISTICS

2020

Opponent	Solo	Ast	Total	TFL	QBS	INT	PBU	CF	FR	QBH
Notre Dame	0	0	0	0.0-0	0.0-0	0	0	0	0	0
Boston College	1	1	2	0.0-0	0.0-0	0	0	0	0	0
Virginia	0	0	0	0.0-0	0.0-0	0	0	0	0	0
Virginia Tech	0	1	1	0.0-0	0.0-0	0	0	0	1	0
Syracuse	2	0	2	0.0-0	0.0-0	0	0	0	0	0
NC State	0	1	1	0.0-0	0.0-0	0	0	0	0	0
Charlotte	1	1	2	0.0-0	0.0-0	0	0	0	0	0
North Carolina	0	0	0	0.0-0	0.0-0	0	0	0	0	0
Georgia Tech	0	0	0	0.0-0	0.0-0	0	0	0	0	0
Miami	2	0	2	0.0-0	0.0-0	0	0	0	0	0
Florida State	2	0	2	0.0-0	0.0-0	0	0	0	0	0

Opponent	KOR	Yds	Lg	TD	PR	Yds	Lg	TD
Notre Dame	0	0	0	0	0	0	0	0
Boston College	0	0	0	0	0	0	0	0
Virginia	0	0	0	0	0	0	0	0
Virginia Tech	2	39	27	0	0	0	0	0
Syracuse	1	17	17	0	0	0	0	0
NC State	4	75	22	0	0	0	0	0
Charlotte	0	0	0	0	0	0	0	0
North Carolina	0	0	0	0	0	0	0	0
Georgia Tech	6	145	40	0	0	0	0	0
Miami	1	23	23	0	0	0	0	0
Florida State	3	56	21	0	0	0	0	0

Year	G/GS	Solo	Ast	Total	TFL	QBS	INT	PBU	CF	FR	QBH
2020	11/0	8	4	12	0.0-0	0.0-0	0	0	0	1	0
Total	11/0	8	4	12	0.0-0	0.0-0	0	0	0	1	0

Year	G/GS	KOR	Yards	Avg.	TD	Lg
2020	11/0	17	355	20.88	0	40
Total	11/0	17	355	20.88	0	40

NOTE: Recovered a muffed punt for a TD against Virginia Tech, 2020



57
John Taylor

LS • 6-2, 210 • GR.

SNELLVILLE, GA.

GRAYSON HIGH SCHOOL

2021: Returning starting long and short snapper ... selected to the Patrick Mannelly Award Watch List ... preseason All-ACC selection by *Phil Steele* (2nd team) ... in 35 career games, has assisted on 37-of-46 made FGs (.804), 113-of-117 PATs (.966) and 53 punts for 2,276 yards (42.94) ... has played 204 snaps.

2020: Second team All-ACC selection by *Phil Steele* ... semifinalist for the Patrick Mannelly Award, an honor presented to the top senior FBS long snapper and named for former Duke letterman Patrick Mannelly ... saw action in all 11 games ... helped K Charlie Ham convert 13-of-15 FGs and 30-of-32 PATs ... also assisted P Porter Wilson on 53 punts for 2,276 yards (42.94), including 21 punts downed inside the 20 ... on the field for 89 snaps.

2019: Saw action in 11 games, missing the Alabama game, while handling Duke's short snapping duties for all placement kicks ... helped Duke's kicking unit make 34-of-34 PATs and 15-of-18 FGs as K AJ Reed finished as the only ACC player with three field goals of 49+ yards ... on the field for 51 snaps.

2018: Played in all 13 games as the short snapper for placement kicks ... key component of Duke's placement kicking unit, which went 49-of-51 on PATs and 9-of-13 on FGs as K Collin Wareham booted 49 PATs to post the third highest single-season total in program history ... on the field for 64 snaps.

2017: Did not see game action.

PRIOR TO DUKE: Played at Grayson High School for coaches Jeff Herron and Mickey Conn ... in senior season, helped Grayson to a 14-1 record, the Georgia Class 7A state championship and a final national ranking of No. 7 in the *USA Today* poll ... during junior campaign, helped Grayson to a 13-1 ledger, the Class 7A Region 8 championship and berth in the state playoff semifinals.

PERSONAL: Born April 28, 1999 ... graduated from Duke in May 2021, with a computer science degree and a minor in music ... currently pursuing a master's in management studies from Duke's Fuqua School of Business ... son of Marty and Pam Taylor ... twin brother, Will, is a member of the Duke football program.



29 Nate Thompson

S • 6-3, 200 • R-JR.

SANFORD, N.C.

SOUTHERN LEE HIGH SCHOOL

2021: Expected to compete for starting role at safety ... in 22 games (five starts), has compiled 45 tackles, one TFL, one INT and one fumble recovery ... posted a career-high seven tackles against Georgia Tech and Florida State in 2020 ... carded lone INT versus Florida State in 2020 ... on the field for 626 career snaps.

2020: Played in all 11 games, making five starts against Syracuse, Charlotte, Georgia Tech, Miami and Florida State ... ranked sixth on the team with 43 total tackles ... posted 5+ tackles in six games ... tallied a career-high seven tackles against Georgia Tech and Florida State ... also recovered one fumble and one INT versus the Seminoles ... recorded first career TFL for a two-yard loss against Georgia Tech ... on the field for 527 snaps.

2019: Played in 10 games ... did not see action against Georgia Tech and Syracuse ... tallied two tackles on the year, both against North Carolina A&T ... on the field for 97 snaps.

2018: Played in one game against Miami ... on the field for two snaps.

PRIOR TO DUKE: Lettered four seasons at Southern Lee High School under coach Ken Neal ... four-star prospect according to *Rivals.com* ... three-star prospect according to *ESPN.com* and *247Sports.com* ... consensus top-60 safety nationally by *247Sports.com* (No. 31), *Rivals.com* (No. 35) and *ESPN.com* (No. 54) ... collected 58 tackles, 3.0 sacks, four INTs and two defensive TDs during senior season... recorded three INTs in a 28-20 victory against Triton on October 20, 2017, including a 65-yard return for a TD ... as a junior, booked 84 tackles, four INTs and seven PBUs to earn first team All-Cape Fear Valley 3-A honors ... also in 2016, helped the Cavaliers to an 8-4 record and bid to the North Carolina High School Athletic Association (NCHSAA) 3A state playoffs ... finished with 35 tackles, one TFL and one INT as a sophomore ... named to the All-Cape Fear Valley 3-A second team as a sophomore ... during freshman year, credited with 28 tackles and one INT and earned second team All-Cape Fear Valley 3-A accolades ... also played basketball and earned Cape Fear Valley Conference Player of the Year accolades as a junior and, as a senior, helped Southern Lee to a 25-4 overall record and quarterfinal appearance in the NCHSAA Class 3A state playoffs.

PERSONAL: Born February 19, 2000 ... majoring in sociology while pursuing a certificate in markets and management ... son of Treva Thompson ... aunt, Doris T. Fox, earned a master's degree from Duke's Divinity School.

STATISTICS

2019										
Opponent	Solo	Ast	Total	TFL	QBS	INT	PBU	CF	FR	QBH
Alabama	0	0	0	0.0-0	0.0-0	0	0	0	0	0
North Carolina A&T	2	0	2	0.0-0	0.0-0	0	0	0	0	0
Middle Tennessee	0	0	0	0.0-0	0.0-0	0	0	0	0	0
Virginia Tech	0	0	0	0.0-0	0.0-0	0	0	0	0	0
Pittsburgh	0	0	0	0.0-0	0.0-0	0	0	0	0	0
Georgia Tech	- DNP -									
Virginia	0	0	0	0.0-0	0.0-0	0	0	0	0	0
North Carolina	0	0	0	0.0-0	0.0-0	0	0	0	0	0
Notre Dame	0	0	0	0.0-0	0.0-0	0	0	0	0	0
Syracuse	- DNP -									
Wake Forest	0	0	0	0.0-0	0.0-0	0	0	0	0	0
Miami	0	0	0	0.0-0	0.0-0	0	0	0	0	0



55 Will Taylor

C • 6-3, 305 • R-SR.

SNELLVILLE, GA.

GRAYSON HIGH SCHOOL

2021: Transitions to an undergraduate assistant role due to career-ending injuries ... in 15 career games (nine starts), played 699 total snaps.

2020: Third team All-ACC pick by *Pro Football Focus* ... recipient of the team's Frances Cutcliffe Spirit of Perseverance Award, which is awarded annually to an individual who displays toughness and perseverance to overcome challenges ... started in first six games following preseason injury to All-ACC center Jack Wohlabaugh ... suffered a season-ending injury at N.C. State and underwent ligamentous reconstruction surgery on right knee on Oct. 27 ... helped block for an attack that averaged 379.7 yards of total offense per game ... created paths for running backs Mataeo Durant and Deon Jackson to record four and two games with over 100+ rushing yards, respectively ... helped the Duke offense register 33 total TDs, including 19 via the ground game ... blocked for an aerial attack that threw for over 2,400+ yards for the 11th time in the last 12 seasons ... on the field for 424 snaps.

2019: Played in six games, making three starts to end the season following an injury to All-ACC center Jack Wohlabaugh ... awarded the team's Ace Parker Award, an honor presented annually to an individual who displays unparalleled commitment to the team and overcomes adversity to contribute ... part of an offensive line unit that was named to the Midseason Honor Roll for the Joe Moore Award for the Most Outstanding Offensive Line Unit in College Football ... helped Duke's offensive line rank fifth in the ACC in sacks allowed and 15th nationally in TFL allowed ... blocked for an offense that averaged 329.7 yards per game and scored 37 TDs ... paved the way for the Duke offense to register 40+ points in three straight outings versus North Carolina A&T, Middle Tennessee and Virginia Tech ... on the field for 245 snaps.

2018: Played in three games ... saw action against N.C. Central, Wake Forest and Temple ... received the program's Mike Suglia Award, which is presented annually to the second-year member of the Duke football program who best exemplifies the qualities of the late Mike Suglia ... on the field for 30 snaps.

2017: Did not see game action.

PRIOR TO DUKE: Played at Grayson High School for coaches Jeff Herron and Mickey Conn ... consensus three-star prospect by *ESPN.com*, *Rivals.com*, *Scout.com* and *247Sports.com* ... consensus top-15 center nationally as ranked by *Rivals.com* (No. 3), *ESPN.com* (No. 5), *247Sports.com* (No. 9) and *Scout.com* (No. 13) ... as a senior, earned first team all-state honors from both the *Atlanta Journal-Constitution* and *Georgia Sports Writers Association* as Grayson went 14-1, captured the Georgia Class 7A state championship and finished the season ranked No. 7 in the *USA Today* final national poll ... also received first team all-region, all-county and all-metro accolades ... following final season, selected to play in the 2016 *Under Armour* All-American Game and served as a captain for Team Armour, which earned a 24-21 victory over Team Highlight ... during junior campaign, helped Grayson to a 13-1 ledger, the Class 7A Region 8 championship and berth in the state playoff semifinals.

PERSONAL: Born April 28, 1999 ... majoring in biomedical engineering ... son of Marty and Pam Taylor ... twin brother, John, is a member of the Duke football program.

2020

Opponent	Solo	Ast	Total	TFL	QBS	INT	PBU	CF	FR	QBH
Notre Dame	2	0	2	0.0-0	0.0-0	0	0	0	0	0
Boston College	4	1	5	0.0-0	0.0-0	0	0	0	0	0
Virginia	0	0	0	0.0-0	0.0-0	0	0	0	0	0
Virginia Tech	1	0	1	0.0-0	0.0-0	0	0	0	0	0
Syracuse ¹	4	2	6	0.0-0	0.0-0	0	0	0	0	0
N.C. State	1	0	1	0.0-0	0.0-0	0	0	0	0	0
Charlotte ²	4	1	5	0.0-0	0.0-0	0	0	0	0	0
North Carolina	3	2	5	0.0-0	0.0-0	0	0	0	0	0
Georgia Tech ³	6	1	7	1.0-2	0.0-0	0	0	0	0	0
Miami ⁴	3	1	4	0.0-0	0.0-0	0	0	0	0	0
Florida State ⁵	5	2	7	0.0-0	0.0-0	1	0	0	1	0

Year	G/GS	Solo	Ast	Total	TFL	QBS	INT	PBU	CF	FR	QBH
2018	1/0	0	0	0	0.0-0	0.0-0	0	0	0	0	0
2019	10/0	2	0	2	0.0-0	0.0-0	0	0	0	0	0
2020	11/5	33	10	43	1.0-2	0.0-0	1	0	0	1	0
Total	22/5	35	10	45	1.0-2	0.0-0	1	0	0	1	0



61 Zach Thomson

OG • 6-5, 225 • SR.

GREENWOOD VILLAGE, COLO.

CHOATE ROSEMARY HALL SCHOOL [CONN.]

2021: Reserve offensive guard ... in one career game, has played one snap.

2020: Did not see game action.

2019: Did not see game action.

2018: Played in one game ... saw action against Temple in the Walk-On's Independence Bowl ... on the field for one snap.

PRIOR TO DUKE: Lettered one season (2017) at Choate Rosemary Hall [Conn.] School under coach LJ Spinnato ... three-year (2014-15-16) letterman at Cherry Creek [Colo.] High School under coach Dave Logan ... helped squad to three-year ledger of 29-11 including state championship in 2014 ... earned first team all-conference honors as a senior.

PERSONAL: Born June 9, 1999 ... majoring in biomedical engineering while minoring in classical civilizations, chemistry and pre-med ... son of David and Larah Thomson.



51 Mandela Tobin

DT • 6-4, 270 • FR.

SAN DIEGO, CALIF.

WESTVIEW HIGH SCHOOL

PRIOR TO DUKE: Lettered three years at Westview High School under coach Jason French ... three-star prospect by *ESPN.com*, *Rivals.com* and *247Sports.com* ... Listed as the No. 96 defensive tackle in the country by *ESPN.com* charted as the No. 80 prospect in California by *Rivals.com* ... compiled 93 tackles, 21.0 TFL, and 13.0 sacks during sophomore and junior seasons ... garner all-conference accolades in 2019 ... also compete in track & field, throwing the shout put and discus.

PERSONAL: Born October 5, 2002 ... son of Asamawari and Nene Tobin.



37 Ken Torain

CB • 6-3, 180 • R-JR.

TAMPA, FLA.

JESUIT HIGH SCHOOL

2021: Reserve cornerback ... has seen action in one career game ... on the field for two snaps.

2020: Did not see game action.

2019: Did not see game action.

2018: Played in one game ... saw action against Temple in the Walk-On's Independence Bowl ... on the field for two snaps.

PRIOR TO DUKE: Played at Jesuit High School for head coach Matt Thompson ... three-star prospect according to *ESPN.com*, *Rivals.com* and *247Sports.com* ... rated as the No. 67 athlete in the country by *ESPN.com* and the No. 70 cornerback in the country by *247Sports.com* ... led Jesuit to the Florida High School Athletic Association 5A state semifinals in both 2015 and 2016 ... booked 26 tackles, three INTs, five PBUs and one fumble recovery as a senior ... named one of the top 25 seniors in the area by the *Tampa Bay Times* ... *Tampa Bay Times* honorable Mention All-Tampa Bay Defensive Team selection following senior season ... Jesuit finished with a 12-1 mark during junior campaign, going 4-0 in 5A District 10 play to capture the title ... during junior season, totaled 22 tackles, two INTs, six passes defended and one fumble recovery ... an *Associated Press* Class 5A second team all-state selection after junior campaign ... as a sophomore, helped Jesuit to a 13-1 ledger and the 5A District 10 championship ... also played basketball.

PERSONAL: Born January 24, 2000 ... majoring in public policy while pursuing a certificate in markets and management ... son of Tesra House.



79 Carson Van Lynn

OT • 6-6, 295 • GR.


COLUMBUS, OHIO

WORTHINGTON KILBOURNE HIGH SCHOOL (PITTSBURGH)

2021: Graduate transfer from the University of Pittsburgh ... played in 36 career games (eight starts) with the Panthers.

PRIOR TO DUKE: Three-year letterwinner of the football program at the University of Pittsburgh (2018-19-20) ... appeared in 36 career games, making three starts, along the offensive line in 2020 and five as a tight end in 2018 ... attended Worthington Kilbourne High School and was coached by coach Vince Trombetti ... rated as the No. 26 and No. 28 overall prospect in Ohio by *ESPN.com* and *Scout.com*, respectively ... rated the No. 2 offensive tackle prospect in Ohio and No. 11 in the Midwest region by *Scout.com* ... *Associated Press* Division II All-Ohio first team selection ... all-central district honoree ... also a first-team all-league performer in basketball.

PERSONAL: Born January 15, 1999 ... graduated from the University of Pittsburgh in December 2020, with a degree in finance ... currently pursuing a master's in management studies from Duke's Fuqua School of Business ... son of Travis and Kelli Van Lynn ... cousin, Matt Skura, played center at Duke (2012-13-14-15), was an All-America selection in 2015 by *USA Today* (second team), twice garnered All-ACC honors (third team in 2014 and first team in 2015), signed a free agent contract with the Baltimore Ravens and played four seasons (2017-18-19-20) before joining the Miami Dolphins in 2021.



21 Khilan Walker

CB • 5-9, 170 • SO.

NESBIT, MISS.


LEWISBURG HIGH SCHOOL

2021: Reserve cornerback.

2020: Did not see game action.

PRIOR TO DUKE: Three-year letterwinner at Lewisburg High School under head coach Matthew Gehrke ... totaled 95 tackles, 30 PBUs, seven forced fumbles and five INTs ... earned all-region honors as a junior and senior ... lettered three seasons in basketball and all four years in track ... placed sixth in the state in the 4x400 and eighth in the state in the 400-meter sprint.

PERSONAL: Born October 5, 2001 ... son of Keith Patton and Teela Walker.



7 Jordan Waters

RB • 6-1, 210 • R-SO.

FAIRMONT, N.C.

FAIRMONT HIGH SCHOOL

2021: Reserve running back ... in 15 career games, has rushed 18 times for 108 yards (6.00) and two TDs with one reception for minus-seven yards ... on the field for 131 snaps.

2020: Played in all 11 games ... recorded 16 rushing attempts for 100 yards (6.25) ... ranked third on the team in rushing yardage ... tallied 78 yards on five carries, both career highs, versus Charlotte ... also recorded a career-long 70-yard rush and a two-yard TD against the 49ers ... carded a two-yard TD run against North Carolina ... on the field for 120 snaps.

2019: Played in four games versus Alabama, Middle Tennessee, Pittsburgh and Georgia Tech ... registered two carries for eight yards (4.00) ... on the field for 11 snaps.

PRIOR TO DUKE: Lettered four years at Fairmont High School under coaches Kevin Inman and Mark Hail ... consensus three-star prospect by *ESPN.com*, *247Sports.com* and *Rivals.com* ... the No. 121 wide receiver in the country as ranked by *ESPN.com* ... selected to play in the Shrine Bowl of the Carolinas, becoming the second Fairmont player to receive the honor and the first from Robeson County since Lumberton's Jermaine Kesler in 2009 ... earned first team All-Three Rivers Conference accolades as a junior and senior and netted all-conference honors all four years ... *News 13* All-Blitz Team honoree following senior season ... four-time all-county selection ... recorded more than 2,300 yards of total offense with 29 TDs as a senior ... completed 66-of-124 passes for 827 yards and six TDs while rushing 106 times for 1,227 yards and 20 scores ... as a junior, totaled 75 receptions for 976 yards and nine TDs.

PERSONAL: Born December 18, 2000 ... son of Donald Waters and Tonya Fleming ... cousin, Darius Leonard, earned four letters (2014-15-16-17) as a linebacker at South Carolina State University, received a pair of Mid-Eastern Athletic Conference (MEAC) Defensive Player of the Year selections and garnered three All-MEAC picks before being selected in the second round of the 2018 NFL Draft by the Indianapolis Colts and setting the Colts single-season record for tackles.

STATISTICS

2019

Opponent	Rush	Yds	Lg	TD	Rec	Yds	Lg	TD
Alabama	0	0	0	0	0	0	0	0
North Carolina A&T		- DNP -						
Middle Tennessee	1	7	7	0	0	0	0	0
Virginia Tech		- DNP -						
Pittsburgh	1	1	1	0	0	0	0	0
Georgia Tech	0	0	0	0	0	0	0	0
Virginia		- DNP -						
North Carolina		- DNP -						
Notre Dame		- DNP -						
Syracuse		- DNP -						
Wake Forest		- DNP -						
Miami		- DNP -						

2020

Opponent	Rush	Yds	Lg	TD	Rec	Yds	Lg	TD
Notre Dame	0	0	0	0	0	0	0	0
Boston College	1	6	6	0	1	-7	0	0
Virginia	3	10	5	0	0	0	0	0
Virginia Tech	0	0	0	0	0	0	0	0
Syracuse	0	0	0	0	0	0	0	0
N.C. State	0	0	0	0	0	0	0	0
Charlotte	5	78	70	1	0	0	0	0
North Carolina	2	2	2	1	0	0	0	0
Georgia Tech	0	0	0	0	0	0	0	0
Miami	2	-2	1	0	0	0	0	0
Florida State	3	6	3	0	0	0	0	0

Year	G/GS	Rush	Yards	Avg.	TD	Lg
2019	4/0	2	8	4.00	0	7
2020	11/0	16	100	6.25	2	70
Total	15/0	18	108	6.00	2	70

Year	G/GS	Rec	Yards	Avg.	TD	Lg
2019	4/0	0	0	-	0	-
2020	11/0	1	-7	-7.0	0	0
Total	15/0	1	-7	-7.0	0	0



98 Porter Wilson

P • 6-5, 225 • R-SO.

FAIRLAWN, OHIO

COPLEY HIGH SCHOOL

2021: Returning starting punter ... selected to the Ray Guy Award Watch List ... preseason All-ACC selection by *Phil Steele* (3rd team) ... in 11 career games (11 starts), has punted 53 times for 2,276 yards (42.94) with 21 boots downed inside the opponent 20-yard line against two touchbacks ... has 12 punts of 50+ yards ... registered a career-long 70-yard punt against Georgia Tech in 2020 ... has had one punt blocked (N.C. State; 2020) ... punted a career-high nine times for 409 yards against Virginia Tech in 2020 ... has played 61 career snaps.

2020: Second team Freshman All-America pick by *The Athletic* ... Ray Guy Award semifinalist ... Academic All-ACC selection ... started all 11 games ... punted 53 times for 2,276 yards (42.94) ... added one kickoff for 58 yards against Georgia Tech ... ranked eighth in the ACC punting average ... had 21 kicks downed inside the opponent 20-yard line against two touchbacks ... finished with 12 punts of 50+ yards to tie for the sixth-highest total in the ACC ... registered a season-long 70-yard punt against Georgia Tech, which tied for the longest boot in the ACC ... first career punt against Notre Dame travelled 60 yards ... had one punt blocked against N.C. State ... punted a season-high nine times against Virginia Tech to tie for the second most in a single game in the ACC and tie for the third most all-time on Duke's freshman list ... accumulated 409 punting yards against the Hokies to rank fourth on the Duke freshman charts ... one of just three punters in the ACC with at least 10 punts of 50+ yards and at least 20 punts downed inside the 20 ... also one of only three punters to rank among the league's top 10 in punting average with 45+ boots against two-or-less touchbacks ... was tabbed the ACC Co-Specialist of the Week on Dec. 5 after punting seven

times for a total of 312 yards (44.57) against Florida State with four traveling 50+ yards and six pinned inside the 20-yard line ... also named to the Ray Guy Award "Ray's 4" list on Nov. 28 after booting six punts for 264 yards (44.0) against Georgia Tech ... finished second all-time on Duke's freshman single-season chart in punting average and sixth in punting yards ... on the field for 61 snaps.

2019: Did not see game action.

PRIOR TO DUKE: Three-year letterman at Copley High School under coach Scott Chouinard ... a three-star prospect by *ESPN.com* and *247Sports.com* ... the No. 12 punter in the country as ranked by *247Sports.com* and listed as No. 20 by *ESPN.com* ... following senior year, named to the *Ohio Prep Sportswriters Association* Division II All-Ohio first team, *MaxPreps* All-Ohio High School first team defense and *Akron Beacon Journal* All-Star Team ... received first team all-district and first team All-Suburban League accolades as a senior ... as a senior, punted 46 times for 2,057 total yards (44.7), placed 21 punts inside the 20 and had 14-of-32 kickoffs result in touchbacks ... earned an invitation to the Kohl's 2017 Underclassman Challenge ... as a junior, averaged 41 yards per punt ... earned additional letters as a member of the track & field program, receiving second team All-Suburban League accolades in the discus as a junior.

PERSONAL: Born October 5, 2000 ... majoring in sociology while minoring in psychology and pursuing a certificate in markets and management ... son of Jim and Kristin Wilson.

STATISTICS

2020

Opponent	Punts	Yards	Avg.	Lg	Blk	TB	FC	I20
Notre Dame ¹	6	274	45.67	60	0	0	3	4
Boston College ²	4	159	39.75	47	0	0	0	1
Virginia ³	4	160	40.00	42	0	0	4	1
Virginia Tech ⁴	9	409	45.44	63	0	0	1	3
Syracuse ⁵	1	47	47.00	47	0	0	0	0
NC State ⁶	5	187	37.40	45	1	0	0	1
Charlotte ⁷	2	85	42.50	49	0	0	1	1
North Carolina ⁸	4	175	43.75	47	0	1	1	0
Georgia Tech ⁹	6	264	44.00	70	0	0	2	4
Miami ¹⁰	7	312	44.57	57	0	1	0	6
Florida State ¹¹	5	204	40.80	52	0	0	2	0

Year	G/GS	Punt	Yds	Avg	Lg	Blk	TB	FC	I20
2019	0/0	0	0	-	-	0	0	0	0
2020	11/11	53	2,276	42.94	70	1	2	12	21
Total	11/11	53	2,276	42.94	70	1	2	12	21

Year	G/GS	KO	Yards	Avg.	TB	OB
2019	0/0	0	0	-	0	0
2020	11/11	1	58	58.00	0	0
Total	11/11	1	58	58.00	0	0



50 Jack Wohlabaugh

C • 6-4, 305 • R-SR.

AKRON, OHIO

WALSH JESUIT HIGH SCHOOL (OHIO STATE)

2021: Returning starting center ... selected to the Rimington Award Watch List ... in 22 games (18 starts) as a Blue Devil, has played 1,477 snaps ... garnered honorable mention All-ACC accolades in 2019 ... enrolled at Duke in January 2018, following transfer from Ohio State University.

2020: Team captain ... recipient of the team's Steve Brooks Captain Award ... missed the entire season after suffering a knee injury during preseason ... underwent surgery on September 15 to repair a torn right anterior cruciate ligament.

2019: Honorable mention All-ACC selection ... recipient of the team's Dan "Tiger" Hill

Award and Sonny Falcone Award ... was part of an offensive line unit that was named to the Midseason Honor Roll for the Joe Moore Award for the Most Outstanding Offensive Line Unit in College Football ... started nine games at center before suffering a season-ending injury ... ACC Offensive Lineman of the Week following the win at Virginia Tech as the Duke offense produced 45 points, 24 first downs and 422 total yards ... part of an offensive line that ranked fifth in the ACC in sacks allowed and 15th nationally in TFL allowed ... helped block for an offense that averaged 329.7 yards per game and 37 total touchdowns ... paved the way for the Duke offense to register 40+ points in three-straight outings, and in four of five consecutive games ... made one tackle on the year against Virginia ... on the field for 649 snaps.

2018: Played in all 13 games with nine starts ... began the season as a reserve before taking over as the starting center due to an injury to Zach Harmon ... upon Harmon's return, kept the center starting job as Harmon shifted to left guard ... member of an offensive front that helped Duke close the year as one of four ACC teams to compile 2,000+ rushing yards and 3,100+ passing yards, joining Clemson, Syracuse and Virginia Tech ... helped the Blue Devil offense produce 382 points, the fourth highest single-season total in program history ... aided the offense in five games totaling 40+ points, matching the 1943 and 2014 squads for the most in a campaign in school history ... helped pave the way for 51 touchdowns, an increase of nine from the 2017 campaign ... member of Duke's offensive line that assisted in producing three 200-200 outings as the Blue Devils posted 200+ rushing and 200+ passing yards versus N.C. Central, Pittsburgh and North Carolina ... provided pass protection for a Duke aerial attack that featured 31 TD passes, setting the program single-season record, and three players with 5+ receiving scores for the first time in school history (WR T.J. Rahming - 8, TE Davis Koppenhaver - 7 & WR Johnathan Lloyd - 5) ... during Duke's game at Pittsburgh, helped provide rushing lanes for RB Deon Jackson, who gained 162 yards on 10 carries (16.20) and became just the third player in ACC history to surpass 400 all-purpose yards in a game ... helped Duke to its third consecutive victory over North Carolina with a 42-35 triumph as QB Daniel Jones registered the second 300-yard passing (361), 100-yard rushing (186) performance of his career ... in the 56-27 victory over Temple, provided protection and opened lanes for Jones, the game's Offensive MVP, to complete 30-of-41 (.732) passes for 423 yards and five TDs and rush for another score as Duke set or matched Independence Bowl team records for total TDs (8), points scored and passing yards (440) ... on the field for 828 snaps.

PRIOR TO DUKE: Spent the 2016 and 2017 seasons as a member of the football program at Ohio State University ... Academic All-Big Ten selection in 2017 ... did not see game action in two seasons at Ohio State as the Buckeyes went a combined 23-4, earned a berth in the College Football Playoff in 2016 and won both the Big Ten Championship (27-21 over Wisconsin) and Goodyear Cotton Bowl (24-7 over Southern California) in 2017 ... played at Walsh Jesuit High School under coaches Gerry Rardin and Scott Beigie ... charted as a four-star prospect by *Rivals.com* and rated as the No. 4 center in the nation by *Scout.com* ... first team all-state pick by the *Associated Press* as a senior.

PERSONAL: Born April 7, 1998 ... graduated from Duke in May 2020, with a sociology degree and certificate in markets and management ... currently enrolled in Duke's continuing studies program ... son of Dave and Virginia Wohlabaugh ... mother lettered four seasons (1990-91-92-93) as a member of the field hockey program at Syracuse University and helped the Orange to a four-year record of 58-18-4 including BIG EAST regular season and tournament championships and the program's first NCAA Tournament berth in 1993 ... father lettered three seasons (1992-93-94) as an offensive lineman at Syracuse, helped the Orange to a three-year ledger of 23-10-1 including a 26-22 win over Colorado in the Fiesta Bowl on January 1, 1993, earned second team All-BIG EAST honors as a senior, represented his alma mater in the East-West Shrine Game in January of 1995, was a fourth-round selection of the New England Patriots in the 1995 NFL Draft and played nine professional seasons with the Patriots (1995-98), Cleveland Browns (1999-02) and St. Louis Rams (2003).



9 J'Marick Woods

S • 6-3, 215 • Gr.

FLORENCE, ALA.

FLORENCE HIGH SCHOOL (MICHIGAN)

2021: Expected to complete for starting safety role ... in 35 career games (three starts), has compiled 48 tackles, 0.5 TFL, one PBU and one blocked punt ... credited with a career-high nine stops against Virginia Tech in 2020 ... has played 760 career snaps ... enrolled at Duke in January 2020, following transfer from University of Michigan.

2020: Played in nine games, starting against Boston College and Virginia Tech ... missed action against Syracuse and Florida State ... recorded 22 tackles and one PBU ... registered a career-high nine tackles against Virginia Tech ... recorded six tackles against North Carolina ... on the field for 305 snaps.

PRIOR TO DUKE: Three-year member of the football program at the University of Michigan in 2017-18-19 ... Academic All-Big Ten honoree in 2018 ... appeared in 27 career games, earning one start against South Carolina in the 2017 Outback Bowl ... compiled 26 tackles, 0.5 TFL and one blocked punt ... credited with a season-high five stops against Ohio State in 2017 ... blocked lone punt against Florida in the 2018 Chick-Fil-A Peach Bowl ... attended Florence High School and was coached by Jason Wallace ... *ESPN.com* four-star prospect and rated as the No. 22 safety nationally ... registered 70 tackles, two TFL, two INT and three PBUs as a senior ... posted 61 tackles, six TFL, four INT and six blocked punts as a junior ... class 6A First Team All-State choice ... *USA Today* All-USA Alabama pick as a senior ... *Times Daily* 4A-6A All-Area first team honoree as a junior and senior ... *PrepStar.com* Top 350 All-America honoree ... selected to play in the Alabama-Mississippi All-Star Game ... won the Florence Falcon 2016 Iron Man of the Year Award, which goes to the player who stands out the most in the weight room, in terms of attendance, improvement, and leadership.

PERSONAL: Born April 15, 1999 ... graduated from University of Michigan in December 2019, with a degree in kinesiology ... graduated from Duke in May 2021, with a master's in management studies from Duke's Fuqua School of Business ... currently enrolled in Duke's continuing studies program ... son of John and LaTonya Woods.

STATISTICS

2017

Opponent	Solo	Ast	Total	TFL	QBS	INT	PBU	CF	FR	QBH	
Florida	0	0	0	0.0-0	0.0-0	0	0	0	0	0	
Cincinnati	0	0	0	0.0-0	0.0-0	0	0	0	0	0	
Air Force	1	1	2	0.0-0	0.0-0	0	0	0	0	0	
Purdue	0	0	0	0.0-0	0.0-0	0	0	0	0	0	
Michigan State	0	0	0	0.0-0	0.0-0	0	0	0	0	0	
Indiana	0	0	0	0.0-0	0.0-0	0	0	0	0	0	
Penn State	0	0	0	0.0-0	0.0-0	0	0	0	0	0	
Rutgers	- DNP -										
Minnesota	0	0	0	0.0-0	0.0-0	0	0	0	0	0	
Maryland	0	0	0	0.0-0	0.0-0	0	0	0	0	0	
Wisconsin	1	0	1	0.0-0	0.0-0	0	0	0	0	0	
Ohio State	2	3	5	0.5-1	0.0-1	0	0	0	0	0	
South Carolina ¹	0	1	1	0.0-0	0.0-0	0	0	0	0	0	

2018

Opponent	Solo	Ast	Total	TFL	QBS	INT	PBU	CF	FR	QBH	
Notre Dame	2	1	3	0.0-0	0.0-0	0	0	0	0	0	
Western Michigan	- DNP -										
SMU	- DNP -										
Nebraska	0	1	1	0.0-0	0.0-0	0	0	0	0	0	
Northwestern	0	0	0	0.0-0	0.0-0	0	0	0	0	0	
Maryland	1	0	1	0.0-0	0.0-0	0	0	0	0	0	
Wisconsin	0	0	0	0.0-0	0.0-0	0	0	0	0	0	
Michigan State	0	0	0	0.0-0	0.0-0	0	0	0	0	0	
Penn State	0	0	0	0.0-0	0.0-0	0	0	0	0	0	
Rutgers	2	2	4	0.0-0	0.0-0	0	0	0	0	0	
Indiana	0	0	0	0.0-0	0.0-0	0	0	0	0	0	
Ohio State	0	1	1	0.0-0	0.0-0	0	0	0	0	0	
Florida	2	1	3	0.0-0	0.0-0	0	0	0	0	0	

2019

Opponent	Solo	Ast	Total	TFL	QBS	INT	PBU	CF	FR	QBH	
Middle Tennessee	1	1	2	0.0-0	0.0-0	0	0	0	0	0	
Army West Point	0	0	0	0.0-0	0.0-0	0	0	0	0	0	
Wisconsin	2	0	2	0.0-0	0.0-0	0	0	0	0	0	
Rutgers	- DNP -										
Iowa	0	0	0	0.0-0	0.0-0	0	0	0	0	0	
Illinois	- DNP -										
Penn State	- DNP -										
Notre Dame	- DNP -										
Maryland	- DNP -										
Michigan State	- DNP -										
Indiana	- DNP -										
Ohio State	- DNP -										
Alabama	- DNP -										

2020

Opponent	Solo	Ast	Total	TFL	QBS	INT	PBU	CF	FR	QBH	
Notre Dame	2	0	2	0.0-0	0.0-0	0	0	0	0	0	
Boston College ²	2	0	2	0.0-0	0.0-0	0	0	0	0	0	
Virginia	0	1	1	0.0-0	0.0-0	0	1	0	0	0	
Virginia Tech ³	2	7	9	0.0-0	0.0-0	0	0	0	0	0	
Syracuse	- DNP -										
N.C. State	0	0	0	0.0-0	0.0-0	0	0	0	0	0	
Charlotte	1	0	1	0.0-0	0.0-0	0	0	0	0	0	
North Carolina	3	3	6	0.0-0	0.0-0	0	0	0	0	0	
Georgia Tech	1	0	1	0.0-0	0.0-0	0	0	0	0	0	
Miami	0	0	0	0.0-0	0.0-0	0	0	0	0	0	
Florida State	- DNP -										

Year	G/GS	Solo	Ast	Total	TFL	QBS	INT	PBU	CF	FR	QBH
2017	12/1	4	5	9	0.5-1	0.0-0	0	0	0	0	0
2018	11/0	7	6	13	0.0-0	0.0-0	0	0	0	0	0
2019	4/0	3	1	4	0.0-0	0.0-0	0	0	0	0	0
2020	9/2	11	11	22	0.0-0	0.0-0	0	1	0	0	0
Total	35/3	25	23	48	0.5-1	0.0-0	0	1	0	0	0

NOTE: Played at Michigan in 2017, 2018, and 2019

NOTE: Blocked one punt vs. Florida, 2018



68 Elijah Wroten

C • 6-3, 330 • R-SO.

ORELAND, PA.

GERMANTOWN ACADEMY

2021: Reserve center ... in one career game, has played four snaps.

2020: Played in one game against Charlotte ... on the field for four snaps.

2019: Did not see game action.

PRIOR TO DUKE: Lettered and started all four years at Germantown Academy under coach Matt Dence ... consensus three-star prospect by *ESPN.com*, *247Sports.com* and *Rivals.com* ... the No. 71 offensive guard in the country according to *247Sports.com* and listed at No. 82 by *ESPN.com* ... two-time team captain and three-time *Philadelphia Daily News* All-City Team honoree ... first team Class AA All-EasternPAFootball.com and first team *Philadelphia Inquirer* all-area selection following senior campaign ... *USA Today* American Family Insurance All-USA Pennsylvania Football Team first team selection as a senior ... after senior season, received first team All Inter-Ac accolades as an offensive and defensive lineman ... received a Pennsylvania Mini Max High School Award from the *Maxwell Football Club* following final season.

PERSONAL: Born April 18, 2001 ... double majoring in African & African American studies and cultural anthropology ... son of Charles and Stephanie Wroten ... cousin, Daryl Worley, earned three letters (2013-14-15) at West Virginia University as a defensive back, was selected in the third round of the 2016 NFL Draft by the Carolina Panthers and spent the 2016 and 2017 seasons with the Panthers before joining the Raiders for the 2018 campaign ... cousin, George Williams, was a three-year letterman (1987-88-89) at the University of Notre Dame as a defensive tackle and was a member of the Cleveland Browns in 1992.



23

Lummie Young IV**S • 6-1, 205 • R-SR.****ANDERSON, S.C.****WESTSIDE HIGH SCHOOL**

2021: Returning starting safety ... in 24 career games (seven starts), has 81 tackles, 5.5 TFL, one sack, one INT, one PBU and one caused fumble ... owns 3+ tackles in 12 games, including a career-high 15 stops against Wake Forest in 2018 ... has played 902 career snaps.

2020: Saw action in five games, making starts against Notre Dame, Virginia, N.C. State and North Carolina ... missed the final three contests of the season after undergoing surgery on Nov. 9 to repair a torn left Achilles tendon suffered against North Carolina ... compiled 26 tackles, 1.0 TFL, one INT, one PBU and one caused fumble ... tallied 4+ tackles in four games, including a season-high eight stops against Virginia ... registered lone INT against Notre Dame ... logged one caused fumble against N.C. State ... on the field for 274 snaps.

2019: Played in eight games, missing the Middle Tennessee, Syracuse, Wake Forest and Miami contests ... compiled 16 tackles and one TFL ... posted a season-best three tackles on three occasions against North Carolina A&T, Georgia Tech and No. 15 Notre Dame ... had lone TFL versus Georgia Tech ... on the field for 205 snaps.

2018: Played in 11 games with three starts ... did not play against Pittsburgh and Miami ... earned starting assignments in the final three games of the year against Clemson, Wake Forest and Temple ... thrust into a prominent role following a season-ending ankle injury to All-ACC safety Dylan Singleton in week 10 versus North Carolina ... totaled 39 tackles, 3.5 TFL and one sack ... averaged 9.67 tackles per game over the final three contests of the season ... had 2+ tackles in five games, including a season-high 15 stops against Wake Forest in the regular season finale ... recorded one TFL in three games against N.C. Central, Virginia Tech and Clemson ... logged lone sack against the Hokies ... helped Duke rank among the ACC leaders in both passing defense (4th) and passing efficiency defense (5th) ... on the field for 423 snaps.

2017: Did not see game action.

PRIOR TO DUKE: Played at Westside High School for coach Scott Earley ... consensus three-star prospect by *ESPN.com*, *Rivals.com*, *Scout.com* and *247Sports.com* ... charted as the No. 87 safety in the nation by *247Sports.com* ... as a senior, totaled 63 tackles, two INTs and four fumble recoveries to receive *USA Today* American Family Insurance ALL-USA South Carolina first team and Defensive Player of the Year honors ... also named to the Palmetto Champions All-Star Class 5A Upper State team as voted on by the South Carolina Football Coaches Association ... helped Westside to 10-2 record, 5A Region I championship and a state playoff berth ... in junior campaign, posted 70 tackles and eight INTs as Westside went 11-2, won the region title and reached the state playoffs ... two-time first team all-area pick by *The Anderson Independent Mail* ... had 54 tackles and four INTs as a sophomore ... chosen to represent South Carolina in the 2016 Shrine Bowl of the Carolinas ... also participated in baseball and basketball.

PERSONAL: Born July 14, 1999 ... majoring in cultural anthropology ... son of Lummie and Stacey Young ... cousin, Nicole Owens, graduated from Duke in 1995 and from the Duke University Law School in 1998.

STATISTICS**2018**

Opponent	Solo	Ast	Total	TFL	QBS	INT	PBU	CF	FR	QBH
Army West Point	0	0	0	0.0-0	0.0-0	0	0	0	0	0
Northwestern	0	1	1	0.0-0	0.0-0	0	0	0	0	0
Baylor	1	0	1	0.0-0	0.0-0	0	0	0	0	0
N.C. Central	2	1	3	1.0-2	0.0-0	0	0	0	0	0
Virginia Tech	1	0	1	1.0-10	1.0-10	0	0	0	0	0
Georgia Tech	1	0	1	0.0-0	0.0-0	0	0	0	0	0
Virginia	0	0	0	0.0-0	0.0-0	0	0	0	0	0
Pittsburgh	- DNP -									
Miami	- DNP -									
North Carolina	2	1	3	0.0-0	0.0-0	0	0	0	0	0
Clemson ¹	5	2	7	1.0-1	0.0-0	0	0	0	0	0
Wake Forest ²	6	9	15	0.5-1	0.0-0	0	0	0	0	0
Temple ³	6	1	7	0.0-0	0.0-0	0	0	0	0	0

2019

Opponent	Solo	Ast	Total	TFL	QBS	INT	PBU	CF	FR	QBH
Alabama	1	0	1	0.0-0	0.0-0	0	0	0	0	0
North Carolina A&T	1	2	3	0.0-0	0.0-0	0	0	0	0	0
Middle Tennessee	- DNP -									
Virginia Tech	1	1	2	0.0-0	0.0-0	0	0	0	0	0
Pittsburgh	2	0	2	0.0-0	0.0-0	0	0	0	0	0
Georgia Tech	1	2	3	1.0-3	0.0-0	0	0	0	0	0
Virginia	1	1	2	0.0-0	0.0-0	0	0	0	0	0
North Carolina	0	0	0	0.0-0	0.0-0	0	0	0	0	0
Notre Dame	1	2	3	0.0-0	0.0-0	0	0	0	0	0
Syracuse	- DNP -									
Wake Forest	- DNP -									
Miami	- DNP -									

2020

Opponent	Solo	Ast	Total	TFL	QBS	INT	PBU	CF	FR	QBH
Notre Dame ⁴	2	2	4	0.0-0	0.0-0	1	0	0	0	0
Boston College	- DNP -									
Virginia ⁵	1	7	8	0.0-0	0.0-0	0	1	0	0	0
Virginia Tech	- DNP -									
Syracuse	- DNP -									
N.C. State ⁶	5	2	7	0.0-0	0.0-0	0	0	1	0	0
Charlotte	5	1	6	1.0-1	0.0-0	0	0	0	0	0
North Carolina ⁷	0	1	1	0.0-0	0.0-0	0	0	0	0	0
Georgia Tech	- DNP -									
Miami	- DNP -									
Florida State	- DNP -									

Year	G/GS	Solo	Ast	Total	TFL	QBS	INT	PBU	CF	FR	QBH
2018	11/3	24	15	39	3.5-14	1.0-10	0	0	0	0	0
2019	8/0	8	8	16	1.0-3	0.0-0	0	0	0	0	0
2020	5/4	13	13	26	1.0-1	0.0-0	1	1	1	0	0
Total	24/7	45	36	81	5.5-18	1.0-10	1	1	1	0	0

Matt Alswanger**49****K • 5-11, 190 • GR.****STAMFORD, CONN. • WESTHILL HIGH SCHOOL (TUFTS)**

PRIOR TO DUKE: Four-year member of the football program at Tufts University in 2017-18-19-20 ... CoSIDA Academic All-District selection and National Football Foundation Hampshire Honor Society honoree ... recipient of Tufts' Paul & Elizabeth Montle Prize in 2020 for Entrepreneurial Achievement ... appeared in 27 career games, converting 14-of-19 FGs (.737) and 84-of-92 PATs (.913) ... accumulated 126 career points and helped Tufts to a 16-11 mark ... graduated as Tufts record holder for career PATs and PATs in a single season (31; 2018) ... named NESCAC Special Teams Player of the Week on Oct. 6, 2019 after scoring seven points from a 21-yard FG and four PATs ... attended Westhill High School and was coached by Frank Marcucio ... lettered in both football and track.

PERSONAL: Born April 8, 1999 ... graduated from Tufts in May 2021, with a degree in economics ... currently pursuing a master's in management studies from Duke's Fuqua School of Business ... son of Geoff and Gayle Alswanger.

Curtis Cooper**73****LS • 6-1, 190 • FR.****HUNTSVILLE, ALA. • RANDOLPH SCHOOL**

PRIOR TO DUKE: Three-year letterwinner at Randolph School under head coach David Lloyd ... helped Randolph to a record of 22-11, including three appearances in the state playoffs ... lettered four seasons in soccer and three years in basketball.

PERSONAL: Born October 20, 2002 ... son of Mark and Leslie Cooper ... grandfather, Tommy Limbaugh, played baseball at the University of Alabama (1966-67) before coaching college football at Texas Tech University, the University of Mississippi, Duke University (1983-86), the University of Alabama and the University of Kentucky ... brother, Crossan, swam at Davidson College (2017-20).

Casey Donahue**56****LS • 6-4, 220 • FR.****TRAVERSE CITY, MICH. • TRAVERSE CITY SAINT FRANCIS HIGH SCHOOL**

PRIOR TO DUKE: Lettered two years at Traverse City Saint Francis High School under coach Josh Sellers ... team captain senior season ... earned *Associated Press* and *Detroit Free Press* first team all-state recognition as a senior ... named to the *Record Eagle* Dream Team ... helped Traverse City Saint Francis to a state championship game appearance and a 9-3 overall record during senior season ... also lettered three seasons in basketball.

PERSONAL: Born October 5, 2002 ... son of Greg and Danielle Donahue.

Adam Fakh**46****LB • 6-2, 220 • GR.****DEARBORN HEIGHTS, MICH. • DETROIT COUNTRY DAY SCHOOL (MICHIGAN)**

PRIOR TO DUKE: Three-year member of the football program at the University of Michigan in 2018-19-20 ... three-time Academic All-Big Ten honoree (2018-19-20) ... appeared in 18 career games ... compiled four tackles, including a career-high two against Wisconsin in 2019 ... attended Detroit Country Day School and was coached by Dan MacLean ... three-year letterwinner for the Yellowjackets and registered 192 tackles, nine sacks, four INTs and three forced fumbles during two seasons as a starter ... led Detroit Country Day to an 13-1 record and advanced to the Division 4 High School State Championship game as a senior ... *Detroit Free Press* honorable mention all-state selection senior year.

PERSONAL: Born November 13, 1999 ... graduated from the University of Michigan in May 2021, with a degree in business administration ... currently pursuing a master's in management studies from Duke's Fuqua School of Business ... son of Haytham and Lobna Fakh.

Jason Hoffman**54****LB • 5-11, 210 • FR.****MEMPHIS, TENN. • LEWISBURG HIGH SCHOOL [MISS.]**

PRIOR TO DUKE: Lettered three seasons at Lewisburg High School in Olive Branch, Miss., under head coach Matthew Gherke ... totaled 159 tackles, 18.5 TFL, two caused fumbles and one fumble recovery ... tabbed the team's MVP and Super 24 all-region after amassing 881 rushing yards and eight TDs as a senior ... first team all-district choice as a junior ... also lettered in soccer and track & field ... school record holder and state runner-up in shot put and discus.

PERSONAL: Born November 16, 2002 ... son of Raymond and Amy Hoffman ... uncle, Jamie Rock, played baseball at Mississippi State University (1996-2000) before playing two years in the minor leagues.

Calvin Kim**47****RB • 5-11, 197 • FR.****PALOS VERDES, CALIF. • PALOS VERDES PENINSULA HIGH SCHOOL**

PRIOR TO DUKE: Lettered two seasons at Junipero Serra High School (2017-18) under coach Scott Altenberg and two seasons at Palos Verdes Peninsula High School (2019-20) under coach David Young ... tabbed a three-star running back by *247Sports.com*.

PERSONAL: Born June 5, 2003 ... son of John and Kwoon Kim.

Nick Lampert**WR • 6-0, 180 • FR.****MIAMI, FLA. • RANSOM EVERGLADES HIGH SCHOOL**

PRIOR TO DUKE: Lettered two years at Ransom Everglades High School under coach Roger Caron ... named first team all-conference and all-Dade honorable mention as a senior after recording 515 yards on 30 receptions with two TDs ... registered 410 yards on 30 catches as a junior to earn all-conference honors ... also lettered three seasons in basketball.

PERSONAL: Born August 3, 2002 ... son of Eddie and Kinga Lampert.

4**Connor Wood****K • 5-10, 170 • FR.****LEXINGTON, TENN. • LEXINGTON HIGH SCHOOL**

PRIOR TO DUKE: Lettered four years at Lexington High School under coach Bryant Hollingsworth ... four-time all-region, three-time All-West Tennessee and two-time all-state ... finished 29-of-39 (.744) on FGs and 125-of-130 (.962) on PATs ... named a Tennessee Mr. Football finalist as a senior after helping Lexington to a 12-2 record and state semifinal playoff appearance ... finished final season having converted on 57-of-59 PATs and hit a school record 53-yard FG ... also lettered in soccer and track & field ... won the 2016 Tennessee state championship in soccer.

PERSONAL: Born October 25, 2002 ... son of Phillip Wood and Erika Stewart.

49**Nakeie Montgomery****RB • 5-11, 200 • GR.****DALLAS, TEXAS • EPISCOPAL SCHOOL OF DALLAS**

2021: Reserve running back ... joined the program in June 2021 ... also a member of the Duke men's lacrosse team.

DUKE LACROSSE: Four-year member of the program in 2018-19-20-21 ... in 60 career games (36 starts), compiled 106 points from 58 goals and 48 assists ... two-time USILA All-America pick (third team in 2019 and 1st team in 2021) ... All-ACC choice in 2021 ... three-time ACC Academic Honor Roll selection ... helped Duke to a four-year record of 49-14 (.778) with one ACC Championship (2021) and three NCAA Tournament berths (2018, 2019 & 2021) including three Final Four appearances and one national runner-up finish (2018).

PRIOR TO DUKE: Lettered in football as a running back at Episcopal School of Dallas ... broke the school record for rushing TDs with 31 ... also lettered four seasons in lacrosse ... four-time all-district honoree ... three-time USILA All-America pick ... garnered Under Armour All-American recognition in 2017 ... helped lead Episcopal School of Dallas to four conference titles ... amassed 317 career points.

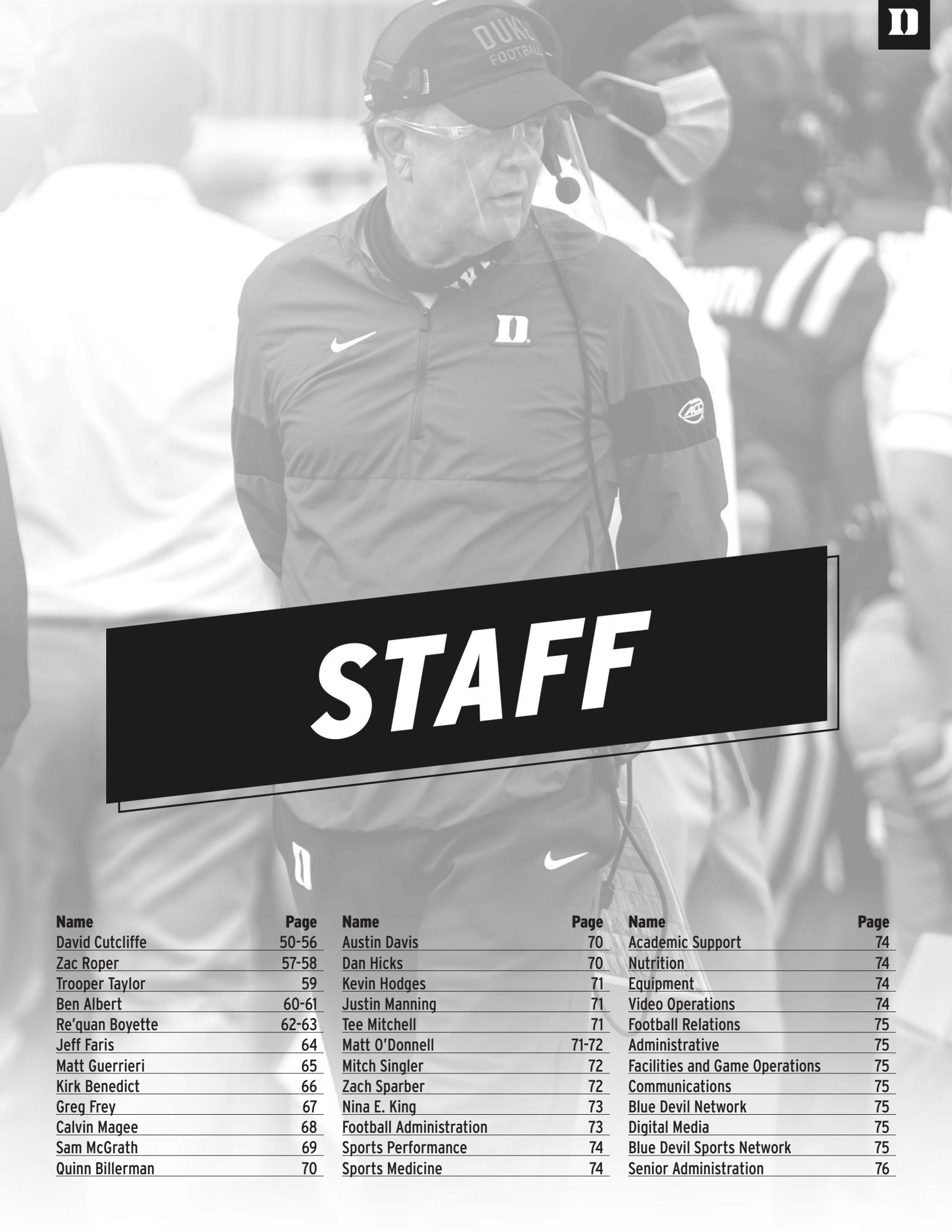
PERSONAL: Born May 26, 1999 ... graduated from Duke in May 2021, with a degree in political science and a minor in visual and media studies and a certificate in innovation and entrepreneurship ... currently pursuing a master's in management studies from Duke's Fuqua School of Business ... son of Deandre Montgomery and Caravhoni Punch ... father played football at Texas Southern University.

15**Ethan Niang****OG • 6-6, 300 • FR.****NEW CANAAN, CONN. • TAFT SCHOOL**

PRIOR TO DUKE: Lettered two seasons at New Canaan High School under head coach Lou Marinelli and one year at the Taft School under head coach Tyler Whitley ... helped the Taft School to a state quarterfinal and semifinal appearance, while recording a 19-6 record ... lettered two seasons in tennis.

PERSONAL: Born November 21, 2002 ... son of Nabi and Fatou Niang ... brother, Lucas, earned four letters (2016-17-18-19) at Texas Christian University as an offensive tackle, was selected in the third round (96th overall pick) of the 2020 NFL Draft by the Kansas City Chiefs.

53



STAFF

Name	Page	Name	Page	Name	Page
David Cutcliffe	50-56	Austin Davis	70	Academic Support	74
Zac Roper	57-58	Dan Hicks	70	Nutrition	74
Trooper Taylor	59	Kevin Hodges	71	Equipment	74
Ben Albert	60-61	Justin Manning	71	Video Operations	74
Re'quan Boyette	62-63	Tee Mitchell	71	Football Relations	75
Jeff Faris	64	Matt O'Donnell	71-72	Administrative	75
Matt Guerrieri	65	Mitch Singler	72	Facilities and Game Operations	75
Kirk Benedict	66	Zach Sparber	72	Communications	75
Greg Frey	67	Nina E. King	73	Blue Devil Network	75
Calvin Magee	68	Football Administration	73	Digital Media	75
Sam McGrath	69	Sports Performance	74	Blue Devil Sports Network	75
Quinn Billerman	70	Sports Medicine	74	Senior Administration	76



David Cutcliffe

HEAD COACH
14TH SEASON AT DUKE
ALABAMA, 1976

David Cutcliffe, the 2013 National Coach of the Year who has earned both ACC and SEC Coach of the Year honors in a distinguished career that includes the mentoring of Super Bowl MVP quarterbacks Peyton and Eli Manning, was named Duke University's 21st head football coach on December 15, 2007.

Cutcliffe is 74-88 (.457) in 13 seasons at Duke and owns an overall head coaching ledger of 118-119 (.498). Cutcliffe's 74 victories in 13 years with the Blue Devils are 64 more than the program's total in the previous eight seasons (2000-07) combined and 55 more than the program's total in the previous 11 seasons (1997-2007) combined.

In addition to guiding the Blue Devil gridiron program, Cutcliffe serves on the American Football Coaches Association's (AFCA) Board of Trustees.

Duke's return to prominence in college football has been spearheaded by Cutcliffe, who took over the program prior to the 2008 campaign after the Blue Devils had won just 10 total games in the previous eight seasons. Cutcliffe's vision has come together in the last eight years with 57 victories, six bowl appearances, three bowl championships and the 2013 ACC Coastal Division championship.

Highlights from the last seven years include the program's first bowl victory since 1961, three consecutive bowl victories for the first time in program history, a pair of NFL Draft first round picks in Laken Tomlinson (2014) and Daniel Jones (2019), an eight-game winning streak in 2013 (Duke's longest since 1941), the program's first appearance in the BCS standings in 2013 and in the College Football Playoff rankings in 2014 and final national rankings in both polls in 2013 (22nd by USA Today/Coaches & 23rd by Associated Press) to mark Duke's first showing in a final poll since 1962. Cutcliffe directed the 2013 Blue Devils to a school record four fourth-quarter victories as well as, for the first time since 1971, two wins over nationally-ranked opponents. A year later, Cutcliffe had Duke as high as No. 19 in both the USA Today and Associated Press polls, its highest AP ranking since November 12, 1994. Duke also won two or more games as a ranked team in consecutive years for the first time since the 1954-55 seasons.

Academically, Duke continues to pace the ACC in honors. Over the past nine seasons (2012-20), the Blue Devils have produced as many Academic All-America selections – seven – while the rest of the ACC programs have combined for eight. In addition, during the same time span, Duke earned 586 ACC Academic Honor Roll citations, outpacing the remainder of the conference's programs by at least 220 selections, while also leading the league in Academic All-ACC selections, National Football Foundation Scholar-Athletes, National Football Foundation Hampshire Society selections and ACC Jim Tatum Award recipients. In 2014, David Helton became Duke's first National Football Foundation William V. Campbell Trophy winner as the nation's top college football student-athlete.

Cutcliffe remains an avid advocate of community service, and since his arrival at Durham, a total of 10 Blue Devils have been named to the

annual Allstate AFCA Good Works Team. Recipients of the honor from Duke in the Cutcliffe Era include Re'quan Boyette (2008), Bryan Morgan (2010), Sean Renfree (2012), Dave Harding (2013), Tomlinson (2014), Kelby Brown (2015), DeVon Edwards (2016), Gabe Brandner (2017), Johnathan Lloyd (2018), Koby Quansah (2019) and Rakavius Chambers (2020). Additionally, Lloyd was selected as the Freddie Solomon Community Spirit Award recipient in 2018.

In 2020, Cutcliffe led the Blue Devils through the COVID-19 pandemic as Duke was one of just three ACC teams to finish the season perfectly compliant with schedule obligations. The NFL Draft featured four Blue Devils – Chris Rumph II (4th round; Los Angeles Chargers), Michael Carter II (5th round; New York Jets), Noah Gray (5th round; Kansas City Chiefs) & Victor Dimukeje (6th round; Arizona Cardinals) – as Duke had its most picks since 1973.

The 2019 season was highlighted by a Senior Day victory over Miami, signifying Duke's second consecutive triumph over the Hurricanes, as well as a 45-10 win in Blacksburg over Virginia Tech. The win over the Hokies – the Blue Devils' third in the last four trips to Lane Stadium – marked Duke's largest winning margin in an ACC game since 1989. Individually, Damond Philyaw-Johnson matched an NCAA single-game record with two kickoff returns for touchdowns against Wake Forest, Noah Gray emerged as one of the top tight ends in the country after catching 51 passes and earning All-America recognition from the prestigious Walter Camp Foundation, Chris Rumph II received first team All-America honors after posting 13.5 tackles for loss including 6.5 sacks, and Quentin Harris concluded his career as Duke's all-time leader in touchdown-to-interception ratio.

Some of Cutcliffe's finest work in the Bull City was conducted in 2018 as 15 Blue Devils with starting experience missed at least one game due to injury. Duke began the campaign with four consecutive wins, two of which were quarterbacked by Quentin Harris after Jones went down with a fractured clavicle in week two. The Blue Devils reached No. 22 in the Associated Press poll with their 4-0 start, returning to the rankings for the first time since October 25, 2015. Duke secured bowl eligibility with a 20-12 victory at Miami, marking the program's first win in Miami since 1976. One week later, the Blue Devils downed North Carolina 42-35, marking Duke's third consecutive win over its chief rival, a first for the program since 1987-89, and back-to-back home victories against the Tar Heels for the first time since 1951-53-55. Duke capped the year with a dominant second half en route to a 56-27 victory against Temple in the Walk-On's Independence Bowl, earning a third consecutive bowl title, a first for the program.

Cutcliffe's mentorship of former quarterback Jones led him to being the No. 6 overall pick in the 2019 NFL Draft by the New York Giants. Jones, a 6-5, 220-pound native of Charlotte, N.C., became the highest Blue Devil draft pick since Mike Junkin went fifth overall to the Cleveland Browns in 1987, and just the seventh Duke player to be selected in the opening round of the draft.

The 2017 campaign displayed an unparalleled level of resiliency as the Blue Devils, after winning the first four games of the year, endured a six-game losing streak. Needing wins in the final pair of regular season games to reach bowl eligibility, Duke used a balanced offensive attack and dominating second-half defense to post victories over Georgia Tech and Wake Forest to conclude the year. The Blue Devils then responded to postseason play with a resounding 36-14 win over Northern Illinois in the Quick Lane Bowl to give Duke its second set of consecutive bowl victories in the history of the program.

In 2016, the Blue Devils earned a road win at Notre Dame and with their 28-27 triumph over No. 15 North Carolina in front of a national television audience on ESPN, defeated a nationally-ranked opponent for the fourth consecutive campaign. Other season highlights included Jones setting or matching 23 school records en route to finishing second in the balloting for ACC Rookie of the Year, A.J. Wolf becoming just the second multi-year first team Academic All-America in school history and a league-best 14 selections to the Academic All-ACC team.

Cutcliffe's 2015 squad continued the elevation of the program as it captured eight wins, marking the first time in school history the Blue Devils posted three consecutive seasons with eight-plus victories. In addition, the season capped the most successful three-year stretch in Duke history with 27 total wins while the Blue Devils earned a berth in an unprecedented fourth straight bowl game, defeating Indiana, 44-41 in overtime, in the New Era Pinstripe Bowl.

Under Cutcliffe's guidance in 2015, Jeremy Cash became the first player in Duke history to earn first, second or third team All-America honors in three seasons (2013-14-15). A finalist for the Nagurski Trophy, an honor presented each year to the nation's top defensive player, Cash also became Duke's fourth straight recipient of the Jim Tatum Award, an annual honor for the ACC's top senior scholar-athlete for football.

In 2014, Cutcliffe was honored as the AFCA's Region I Coach of the Year after guiding the Blue Devils to a 9-4 campaign and appearance in the Hyundai Sun Bowl. In addition, wide receiver Jamison Crowder finished his career in 2014 with 283 receptions, tied with former Blue Devil wideout Conner Vernon (2009-12/283) for the Duke and ACC career records. A fourth round pick of the Washington Redskins in the 2015 NFL Draft, Crowder also capped his career with the second most receiving yards in program history (3,641 – third most in the ACC) and joined Clarkston Hines (1987-88-89) as the only ACC players with three 1,000-yard seasons. Another record breaker in 2014 under Cutcliffe's tutoring was quarterback Anthony Boone, who won 19 games as a starter for the most victories by a Duke signal caller in program history.

In 2013, Cutcliffe guided the Blue Devils to a school record 10 wins, including the ACC Coastal Division championship and an appearance in the 46th annual Chick-fil-A Bowl where Duke's matchup with Texas A&M registered nearly nine million viewers to rank as ESPN's most-watched non-BCS bowl game. For his efforts, Cutcliffe was named the National Coach of the Year by five outlets – American Football Coaches Association, Bobby Dodd Foundation, Maxwell Football Club, Sporting News and Walter Camp Foundation – while earning his second consecutive ACC Coach of the Year citation.

Cutcliffe's 2013 squad featured three All-America selections – Cash, Crowder and kickoff returner DeVon Edwards – as well as a school-record 11 All-ACC picks. A perfect November record of 4-0 included wins over N.C. State, Miami, Wake Forest and North Carolina and propelled the Blue Devils to the Dr Pepper ACC Championship Game for the first time in school history. In addition, Duke enjoyed a perfect 5-0 record on the road – the program's best mark since 1962 – and won four-plus home games and four-plus away games in a season for just the third time in school history, joining the 1939 and 1941 teams, all after being a consensus last place projection in the conference standings.

Duke's 2013 club became the first ACC squad to lose its first two conference games and win the division championship. Other highlights included a league-high 21 selections to the Academic All-ACC team, numerous school records including most points and total offensive yards and cornerback Ross Cockrell being selected in the fourth round of the

2014 NFL Draft by the Buffalo Bills.

In 2012, Cutcliffe was named the ACC Coach of the Year after leading the Blue Devils to the program's first bowl game appearance since 1994. Duke enjoyed the year with nine players earning All-ACC recognition including first team selections Cockrell, punter Will Monday and Vernon.

In addition, quarterback Sean Renfree, who threw for over 3,000 yards for the second time in his career, achieved numerous post-season accolades including the National Football Foundation Scholar-Athlete Award, the Pop Warner National College Football Award and the ACC's Jim Tatum Award while earning a spot on the prestigious AFCA Good Works Team. Renfree went on to be a seventh round pick of the Atlanta Falcons in the 2013 NFL Draft.

Cutcliffe's innovative offensive scheme was again put on display during the 2012 season as the Blue Devils scored a then school single-season record 410 points and became just the second team in ACC history to boast two receivers – Vernon and Crowder – with at least 1,000 receiving yards apiece. The Crowder-Vernon combination established a conference record for most combined receptions (161) while becoming the first duo in league history to post 75 or more receptions each.

Vernon closed his career as the ACC's all-time leader in both pass receptions (283) and receiving yards (3,749) while Crowder etched his name into the NCAA record book with a 99-yard touchdown reception from Renfree against Miami.

The 2011 season – Cutcliffe's fourth in Durham – featured outstanding play from safety Matt Daniels, a first team All-ACC and second team All-America selection who represented Duke in the annual East-West Shrine Game. The Fayetteville, Ga., native posted 128 tackles, 14 pass breakups and two interceptions in his final year. Following the campaign, Duke had a then ACC-record 19 players named to the league's academic all-conference squad. The Blue Devils broke the record a year later in 2012 with 20 selections.

In 2010, the Blue Devil offense produced an average of 381.3 yards per game – Duke's highest total since 1989 – as Renfree became just the fourth player in school history to throw for over 3,000 yards. In addition, kicker Will Snyderwine was a first team All-America honoree after booting a then school single-season record 21 field goals and compiling 95 points to post the then second-highest single-season total in Duke history.

Cutcliffe's second campaign at Duke – 2009 – yielded a 5-7 ledger to give the program its most wins in a season since 1994. Quarterback Thaddeus Lewis, a two-time All-ACC selection who started the regular season finale for the Cleveland Browns in 2012 before throwing for 1,092 yards for the Buffalo Bills in 2013, led the conference in passing after throwing for 3,330 yards and 20 touchdowns against just eight interceptions. Lewis concluded his career with 10,065 yards to rank first at Duke and second in ACC history in passing yardage.

In 2008, Cutcliffe led the Blue Devils to four victories – matching the school's win total from the previous four seasons combined.

Duke's fan support also has increased since Cutcliffe took the helm of the gridiron program. In his first season, Duke set a school single-season record with four home crowds of 30,000 or more spectators. Twenty-eight of Duke's 73 home dates in the Cutcliffe Era have reached 30,000 fans – compared to just four of the previous 47 home games prior to his arrival. In 2010, Duke established a school record for attendance with 201,248 total spectators at Wallace Wade Stadium.

Cutcliffe, born September 16, 1954, came to Duke after serving the previous two seasons as assistant head coach and offensive coordinator

at the University of Tennessee. His head coaching experience includes a six-year stint at the University of Mississippi from 1999-2004 where he compiled a 44-29 (.603) ledger with five winning seasons, five bowl game appearances and a share of the SEC Western Division championship in 2003. Cutcliffe was named the SEC Coach of the Year in 2003 after leading the Rebels to a 10-3 record including a 31-28 victory over Oklahoma State in the Cotton Bowl.

Cutcliffe has participated in 28 bowl games including the 1982 Peach, 1983 Florida Citrus, 1984 Sun, 1986 Sugar, 1986 Liberty, 1988 Peach, 1990 Cotton, 1991 Sugar, 1992 Fiesta, 1993 Hall of Fame, 1994 Florida Citrus, 1994 Gator, 1996 Florida Citrus, 1997 Florida Citrus, 1998 Orange, 1998 Independence, 1999 Independence, 2000 Music City, 2002 Independence, 2004 Cotton, 2007 Outback, 2008 Outback, 2012 Belk, 2013 Chick-fil-A, 2014 Hyundai Sun, 2015 New Era Pinstripe, 2017 Quick Lane and 2018 Walk-On's Independence. He owns a 7-4 record as a head coach in bowl tilts with wins over Oklahoma, Nebraska, Oklahoma State, Texas Tech, Indiana, Northern Illinois and Temple.

As a member of the coaching staff at Tennessee from 1982-98, Cutcliffe helped the Volunteers to five SEC championships, 16 bowl games in 17 seasons and the national title in 1998. His first tenure with the Vols featured the mentoring of quarterbacks Andy Kelly, Heath Shuler, Tee Martin and Peyton Manning.

Kelly, who played at Tennessee from 1988-91 and graduated atop the school's career passing chart, went on to become the Arena Football League's career leader in pass completions, pass attempts, passing yards and touchdown passes. Shuler, a first team All-America choice in 1993 after throwing for 2,353 yards and a then school-record 25 touchdowns, was the third overall pick by the Washington Redskins in the 1994 NFL Draft. In November of 2006, Shuler was elected to the U.S. House of Representatives from North Carolina's 11th congressional district.

By throwing for 19 touchdowns against just six interceptions, Martin directed the Volunteer offense in 1998 as Tennessee went 13-0 and captured the SEC and national championships. Peyton Manning's career concluded in 1997 when the signal-caller threw for 3,819 yards and 36 touchdowns while earning first team All-America honors as well as the Maxwell Award, presented annually to the nation's top player. Peyton Manning was the top pick in the 1998 NFL Draft, earned league MVP honors in 2003, 2004, 2008 and 2009 and was named the MVP of Super Bowl XLI as his Indianapolis Colts defeated the Chicago Bears, 25-17, on February 4, 2007.

In 1997, the Tennessee offensive unit established school single-season standards for first downs (300), pass completions (296), pass attempts (492), passing yards (3,981), passing touchdowns (37) and total offense (5,794) as the Volunteers went 11-2 and defeated Auburn, 30-29, in the SEC championship game.

In 1998, Cutcliffe received the Frank Broyles Award, an honor given annually to the top assistant coach in the country. During Cutcliffe's tenure as offensive coordinator from 1993-98, Tennessee enjoyed four 1,000-yard rushers in Charlie Garner (1,161 in 1993), James Stewart (1,028 in 1994), Jay Graham (1,438 in 1995) and Jamal Lewis (1,364 in 1997). Stewart (19th overall pick by Jacksonville in 1995) and Lewis (5th overall pick by Baltimore in 2000) went on to be first round selections in the NFL Draft.

On December 2, 1998, Cutcliffe was named the head coach at Ole Miss and coached the Rebels in their 35-18 Independence Bowl win over Texas Tech to conclude the 1998 campaign.

While at Ole Miss, Cutcliffe tutored 2003 SEC Player of the Year Eli

Manning. Manning was a first team All-America pick as a senior, closed his career with an SEC-record 10,119 passing yards and was the top overall choice in the 2004 NFL Draft. In his fourth professional season, he guided the New York Giants to the Super Bowl and earned MVP honors after throwing for 255 yards and two touchdowns in a 17-14 win over the New England Patriots on February 3, 2008.

Cutcliffe also coached three-time All-SEC running back Deuce McAllister, who set Rebel career records for rushing yards (3,060) and rushing touchdowns (37) and was a first round selection of the New Orleans Saints in the 2001 NFL Draft.

Cutcliffe's recruiting efforts at Ole Miss produced three national award winners in Eli Manning (2003; Maxwell Award), Jon Nichols (2003; Lou Groza Award presented annually to the top kicker in the nation) and Patrick Willis (2006; Butkus Award presented annually to the top linebacker in the country). During his six seasons at the helm of the Rebel program, Mississippi set school single-season records for total offense, passing offense and scoring offense while winning twice at both Auburn and LSU, securing consecutive victories over Florida, and defeating both Arkansas and South Carolina on three occasions.

In the spring of 2005, Cutcliffe joined the coaching staff at Notre Dame, but resigned from the post for health reasons. He then returned to Knoxville prior to the 2006 season. Cutcliffe helped the Volunteers to a 19-8 record from 2006-07 with two appearances in the Outback Bowl. In 2007, Tennessee went 10-4 with a 6-2 league mark en route to winning the SEC Eastern Division crown. The Tennessee offense allowed an NCAA-low four sacks on the year, and quarterback Erik Ainge earned MVP honors of the Outback Bowl after throwing for 365 yards and two touchdowns as the Volunteers defeated Wisconsin, 21-17. Tennessee running back Arian Foster rushed for 1,193 yards on the year while wide receiver Lucas Taylor reached the 1,000-yard plateau for receiving yards. In addition, offensive guard Anthony Parker garnered second team All-America accolades.

With Cutcliffe at offensive coordinator, Tennessee scored 30 or more points in 62 of 100 games, posting a 59-3 (.952) ledger in those contests. The Volunteers compiled an overall record of 173-54-7 (.754) during his 19 seasons. Cutcliffe is the only coach in SEC history to have two quarterbacks throw for over 10,000 career yards while his offenses produced the all-time leading passers, rushers and receivers at both Ole Miss and Tennessee.

Cutcliffe's coaching tenure as both an assistant and head coach features five quarterbacks who have surpassed the 3,000-yard barrier through the air in a single season: Peyton Manning (Tennessee, 1996 & 1997), Eli Manning (Ole Miss, 2002 & 2003), Ainge (Tennessee, 2007), Lewis (Duke, 2009) and Renfree (Duke, 2010).

A native of Birmingham, Ala., Cutcliffe graduated from the University of Alabama in 1976 and is a member of the Alabama Sports Hall of Fame Class of 2016 and Tennessee Sports Hall of Fame Class of 2019. He got his start in coaching at Banks High School – his alma mater – and spent four years as an assistant coach before becoming the head coach in 1980.

Cutcliffe is married to the former Karen Oran of Harriman, Tenn., and they have four children (Chris, Marcus Hilliard, Katie [Kolls] & Emily), two daughters-in-law (Molly Cutcliffe & India Hilliard), one son-in-law (Chris Kolls) and seven grandsons (Shivers, Bennett, Oliver, Campbell, Theodore, Cooper & Louis).

CUTCLIFFE YEAR-BY-YEAR

Year	School	Position	Record	Notes
1982	Tennessee	Part time Assistant Coach	6-5-1	Peach Bowl participant
1983	Tennessee	Assistant Coach/TEs	9-3	Florida Citrus Bowl champion
1984	Tennessee	Assistant Coach/TEs	7-4-1	Sun Bowl participant
1985	Tennessee	Assistant Coach/TEs	9-1-2	SEC champion Sugar Bowl champion
1986	Tennessee	Assistant Coach/TEs	7-5	Liberty Bowl champion
1987	Tennessee	Assistant Coach/TEs	10-2-1	Peach Bowl champion
1988	Tennessee	Assistant Coach/TEs	5-6	
1989	Tennessee	Assistant Coach/RBs	11-1	SEC champion Cotton Bowl champion
1990	Tennessee	Assistant Coach/QBs	9-2-2	SEC champion Sugar Bowl champion
1991	Tennessee	Assistant Coach/QBs	9-3	Fiesta Bowl participant QB Andy Kelly: Led Tennessee to 24-5-2 record as starting QB
1992	Tennessee	Passing Game Coord./QBs	9-3	Hall of Fame Bowl champion
1993	Tennessee	Offensive Coordinator/QBs	10-2	Florida Citrus Bowl participant QB Heath Shuler: SEC Player of the Year; No. 3 overall pick in NFL Draft
1994	Tennessee	Offensive Coordinator/QBs	8-4	Gator Bowl champion
1995	Tennessee	Asst. Head Coach/OC/QBs	11-1	Florida Citrus Bowl champion
1996	Tennessee	Asst. Head Coach/OC/QBs	10-2	Florida Citrus Bowl champion
1997	Tennessee	Asst. Head Coach/OC/QBs	11-2	SEC champion Orange Bowl participant QB Peyton Manning: Heisman Trophy finalist; SEC Player of the Year; No. 1 overall pick in NFL Draft
1998	Tennessee	Asst. Head Coach/OC/QBs	13-0	National champion SEC champion Frank Broyles Award recipient QB Tee Martin: Set NCAA record for consecutive pass completions
1998	Ole Miss	Head Coach	1-0	Independence Bowl champion
1999	Ole Miss	Head Coach	8-4	Independence Bowl champion
2000	Ole Miss	Head Coach	7-5	Music City Bowl participant
2001	Ole Miss	Head Coach	7-4	
2002	Ole Miss	Head Coach	7-6	Independence Bowl champion
2003	Ole Miss	Head Coach	10-3	SEC Western Division Co-Champion Cotton Bowl champion SEC Coach of the Year QB Eli Manning: SEC Player of the Year; No. 1 overall pick in NFL Draft
2004	Ole Miss	Head Coach	4-7	
2006	Tennessee	Asst. Head Coach/OC/QBs	9-4	Outback Bowl participant
2007	Tennessee	Asst. Head Coach/OC/QBs	10-4	SEC Eastern Division co-champion SEC Championship Game participant Outback Bowl champion
2008	Duke	Head Coach	4-8	Nation's 2nd-most difficult schedule
2009	Duke	Head Coach	5-7	3 ACC wins – Duke's most since 1999 QB Thaddeus Lewis: 2nd ACC QB to throw for 10,000+ yards
2010	Duke	Head Coach	3-9	Highest yardage average since 1989
2011	Duke	Head Coach	3-9	2nd in ACC in passing Most rushing TDs since 1995
2012	Duke	Head Coach	6-7	Belk Bowl participant ACC Coach of the Year QB Sean Renfree: Duke's pass completion % leader; NFL Draft pick of Atlanta Falcons
2013	Duke	Head Coach	10-4	ACC Coastal Division champion ACC Championship game participant Chick-fil-A Bowl participant School record 10 wins National Coach of the Year (Bobby Dodd Foundation, Walter Camp Foundation, Maxwell Football Club, Sporting News & AFCA) ACC Coach of the Year
2014	Duke	Head Coach	9-4	Hyundai Sun Bowl participant AFCA Region I Coach of the Year QB Anthony Boone: All-ACC; Duke record 19 wins as starting QB LB David Helton: NFF Campbell Trophy recipient as the nation's top student-athlete OT Laken Tomlinson: 1st team All-America; ACC Male Athlete of the Year; NFL 1st round draft pick
2015	Duke	Head Coach	8-5	New Era Pinstripe Bowl champion First Duke offense to average 190+ rushing & 240+ passing yards S Jeremy Cash: Unanimous 1st team All-America; ACC Defensive Player of the Year
2016	Duke	Head Coach	4-8	ACC-high 14 academic all-league picks Victory over nationally-ranked opponent for 4th straight season DT A.J. Wolf: 2nd multi-year 1st team Academic All-America in school history
2017	Duke	Head Coach	7-6	Quick Lane Bowl champion LB Joe Giles-Harris: 2nd team All-America; QB Daniel Jones: Quick Lane Bowl MVP
2018	Duke	Head Coach	8-5	Walk-On's Independence Bowl champion QB Daniel Jones: Walk-On's Independence Bowl Offensive MVP; NFL 1st round draft pick
2019	Duke	Head Coach	5-7	Ranked third in ACC in pass defense and fifth in pass defense efficiency rating
2020	Duke	Head Coach	2-9	ACC-high 11 academic all-league picks C Graham Barton and P Porter Wilson: 2nd team Freshman All-America
Record as assistant coach at Tennessee (19 seasons):				173-54-7 (.754)
Record as head coach at Ole Miss (6+ seasons):				44-29 (.603)
Record as head coach at Duke (13 seasons):				74-88 (.457)

CUTCLIFFE RECORD

	Duke Cutcliffe Era	Ole Miss & Duke Cutcliffe Totals
Overall	74-88	118-117
Home	40-44	66-57
Away	31-39	41-54
Neutral	3-5	7-6
Day	52-64	80-78
Night	22-24	38-39
Overtime	3-1	6-3
Overtime Home	0-0	2-2
Overtime Away	2-1	3-1
Overtime Neutral	1-0	1-0
August	4-1	6-1
August Home	4-0	5-0
August Away	0-0	1-0
August Neutral	0-1	0-1
September	32-20	44-29
September Home	20-13	28-17
September Away	12-7	16-12
September Neutral	0-0	0-0
October	21-26	38-32
October Home	9-13	20-16
October Away	12-13	18-16
October Neutral	0-0	0-0
November	15-35	23-48
November Home	8-17	13-23
November Away	7-18	10-25
November Neutral	0-0	0-0
December	2-6	6-7
December Home	0-1	1-1
December Away	0-1	0-1
December Neutral	3-4	6-5
January	0-0	1-0
Scoring First	44-28	73-39
Margin 10 pts or less	27-34	46-51
Margin 7 pts or less	22-24	40-37
Margin 3 pts or less	12-10	22-16
Score 20+ points	68-38	108-53
Score 30+ points	54-17	82-23
Score 40+ points	32-5	45-7
Score 50+ points	9-1	12-2
Score 60+ points	1-0	1-0
Allow 10 or less points	17-0	25-0
Allow 20 or less points	44-8	69-12
Following a loss	26-54	42-66
Following a win	39-31	61-47
Leading after 1st qtr	46-18	69-27
Trailing after 1st qtr	14-47	25-61
Tied after 1st qtr	14-23	24-29
Leading after 2nd qtr	53-10	88-18
Trailing after 2nd qtr	9-71	17-91
Tied after 2nd qtr	12-7	13-8
Leading after 3rd qtr	62-7	96-14
Trailing after 3rd qtr	8-79	16-99
Tied after 3rd qtr	4-2	6-4
With 100-yard rusher	21-10	41-15
With 300-yard passer	16-17	23-21
With 100-yard receiver	27-26	37-34
Committing 0 turnovers	27-11	37-13
Committing 1 turnover	24-16	40-22
Committing 2 turnovers	10-26	21-34
Committing 3 turnovers	8-16	12-24
Committing 4 turnovers	4-10	6-13
Committing 5+ turnovers	1-9	2-11
Forcing 0 turnovers	13-28	16-32
Forcing 1 turnover	13-26	22-34
Forcing 2 turnovers	25-21	42-33
Forcing 3 turnovers	15-8	27-9
Forcing 4 turnovers	5-3	9-6
Forcing 5+ turnovers	2-1	2-2
Score Defensive TD	11-6	16-11
Score Special Teams TD	13-8	18-9

CUTCLIFFE AT DUKE

2008

A 30	James Madison	H	W	31-7	N
S 6	Northwestern	H	L	20-24	N
S 13	Navy	H	W	41-31	TV ⁷
S 27	Virginia	H	W	31-3	TV ⁷
O 4	Georgia Tech	A	L	0-27	TV ⁷
O 18	Miami	H	L	31-49	HC, TV ⁷
O 25	Vanderbilt	A	W	10-7	
N 1	Wake Forest	A	L	30-33	OT, TV ¹⁰
N 8	N.C. State	H	L	17-27	TV ¹⁰
N 15	Clemson	A	L	7-31	TV ⁷
N 22	Virginia Tech	A	L	3-14	TV ⁷
N 29	North Carolina	H	L	20-28	TV ⁷

2009

S 5	Richmond	H	L	16-24	N
S 12	Army West Point	A	W	35-19	TV ⁸
S 19	[22] Kansas	A	L	16-44	TV ⁹
S 26	N.C. Central	H	W	49-14	N, HC
O 3	[6] Virginia Tech	H	L	26-34	TV ¹⁰
O 10	N.C. State	A	W	49-28	TV ⁷
O 24	Maryland	H	W	17-13	TV ¹⁰
O 31	Virginia	A	W	28-17	TV ¹⁰
N 7	North Carolina	A	L	6-19	TV ⁷
N 14	[7] Georgia Tech	H	L	10-49	TV ⁴
N 21	[20] Miami	A	L	16-34	TV ⁷
N 28	Wake Forest	H	L	34-45	TV ²

2010

S 4	Elon	H	W	41-27	N, TV ¹⁰
S 11	Wake Forest	A	L	48-54	TV ²
S 18	[1] Alabama	H	L	13-62	TV ⁵
S 25	Army West Point	H	L	21-35	HC, TV ¹⁰
O 2	Maryland	A	L	16-21	N, TV ¹⁰
O 16	Miami	H	L	13-28	TV ¹⁰
O 23	[23] Virginia Tech	A	L	7-44	TV ²
O 30	Navy	A	W	34-31	TV ⁸
N 6	Virginia	H	W	55-48	TV ¹⁰
N 13	Boston College	H	L	16-21	TV ¹⁰
N 20	Georgia Tech	A	L	20-30	TV ¹⁰
N 27	North Carolina	H	L	19-24	TV ⁷

2011

S 3	Richmond	H	L	21-23	N, TV ¹⁰
S 10	[6] Stanford	H	L	14-44	TV ⁷
S 17	Boston College	A	W	20-19	TV ²
S 24	Tulane	H	W	48-27	HC, TV ¹⁰
O 1	FIU	A	W	31-27	N, TV ¹⁰
O 15	Florida State	H	L	16-41	TV ¹¹
O 22	Wake Forest	H	L	23-24	TV ²
O 29	[15] Virginia Tech	H	L	10-14	TV ²
N 5	Miami	A	L	14-49	TV ¹¹
N 12	Virginia	A	L	21-31	TV ¹¹
N 19	Georgia Tech	H	L	31-38	TV ²
N 26	North Carolina	A	L	21-37	TV ¹¹

2012

S 1	FIU	H	W	46-26	N, TV ¹⁰
S 8	[25] Stanford	A	L	13-50	N, TV ¹²
S 15	N.C. Central	H	W	54-17	N, TV ¹⁰
S 22	Memphis	H	W	38-14	N, HC, TV ¹⁰
S 29	Wake Forest	A	W	34-27	TV ²
O 6	Virginia	H	W	42-17	TV ¹¹
O 13	Virginia Tech	A	L	20-41	TV ²
O 20	North Carolina	H	W	33-30	N, TV ⁷
O 27	[11] Florida State	A	L	7-48	TV ⁷
N 3	[10] Clemson	H	L	20-56	N, TV ⁴
N 17	Georgia Tech	A	L	24-42	TV ⁷
N 24	Miami	H	L	45-52	TV ²
D 27	Cincinnati	N ⁴	L	34-48	N, B, TV ¹

Neutral Site Key

N1	Independence Bowl (Shreveport, La.)
N2	Music City Bowl (Nashville, Tenn.)
N3	Cotton Bowl (Dallas, Texas)
N4	Belk Bowl (Charlotte, N.C.)
N5	Dr Pepper ACC Championship Game (Charlotte, N.C.)
N6	Chick-fil-A Bowl (Atlanta, Ga.)
N7	Hyundai Sun Bowl (El Paso, Texas)
N8	New Era Pinstripe Bowl (New York, N.Y.)
N9	Quick Lane Bowl (Detroit, Mich.)
N10	Chick-fil-A Kickoff Game (Atlanta, Ga.)

2013

A 31	N.C. Central	H	W	45-0	TV ¹⁰
S 7	Memphis	A	W	28-14	TV ¹⁰
S 14	Georgia Tech	H	L	14-38	TV ⁷
S 21	Pittsburgh	H	L	55-58	TV ²
S 28	Troy	H	W	38-31	HC, TV ¹⁰
O 12	Navy	H	W	35-7	TV ²
O 19	Virginia	A	W	35-22	TV ¹¹
O 26	[16] Virginia Tech	A	W	13-10	TV ⁷
N 9	N.C. State	H	W	38-20	TV ⁷
N 16	[24] Miami	H	W	48-20	TV ⁷
N 23	Wake Forest	A	W	28-21	[25], TV ⁴
N 30	North Carolina	A	W	27-25	[24], TV ⁴
D 7	[1] Florida State	N ⁵	L	7-45	[20], N, ACC, TV ⁵
D 31	[20] Texas A&M	N ⁶	L	48-52	[22], N, B, TV ¹

2014

A 30	Elon	H	W	52-13	N, TV ¹⁰
S 6	Troy	A	W	34-17	N, TV ¹⁰
S 13	Kansas	H	W	41-3	TV ¹¹
S 20	Tulane	H	W	47-13	TV ¹¹
S 27	Miami	A	L	10-22	N, TV ⁴
O 11	[22] Georgia Tech	A	W	31-25	TV ²
O 18	Virginia	H	W	20-13	HC, TV ²
N 1	Pittsburgh	A	W	51-48	[24], 20T, TV ⁷
N 8	Syracuse	A	W	27-10	[22], TV ¹¹
N 15	Virginia Tech	H	L	16-17	[19], TV ⁷
N 20	North Carolina	H	L	20-45	[25], N, TV ¹
N 29	Wake Forest	H	W	41-21	N, TV ⁷
D 27	[15] Arizona State	N ⁷	L	31-36	B, TV ³

2015

S 3	Tulane	A	W	37-7	N, TV ⁸
S 12	N.C. Central	H	W	55-0	N, TV ¹⁰
S 19	[23] Northwestern	H	L	10-19	TV ²
S 26	[20] Georgia Tech	H	W	34-20	TV ⁴
O 3	Boston College	H	W	9-7	HC, TV ¹¹
O 10	Army West Point	A	W	44-3	TV ⁷
O 24	Virginia Tech	A	W	45-43	[23], 40T, TV ⁸
O 31	Miami	H	L	27-30	[22], N, TV ⁷
N 7	[21] North Carolina	A	L	31-66	TV ⁴
N 14	Pittsburgh	H	L	13-31	TV ¹³
N 21	Virginia	A	L	34-42	TV ¹⁰
N 28	Wake Forest	A	W	27-21	TV ²
D 26	Indiana	N ⁸	W	44-41	B, OT, TV ⁵

2016

S 3	N.C. Central	H	W	49-6	N, TV ¹⁴
S 10	Wake Forest	H	L	14-24	TV ⁷
S 17	Northwestern	A	L	13-24	N, TV ¹⁵
S 24	Notre Dame	A	W	38-35	TV ¹⁶
O 1	Virginia	H	L	20-34	HC, TV ²
O 8	Army West Point	H	W	13-6	TV ¹¹
O 14	[7] Louisville	A	L	14-24	N, TV ¹
O 29	Georgia Tech	A	L	35-38	TV ¹¹
N 5	[23] Virginia Tech	H	L	21-24	TV ⁷
N 10	[15] North Carolina	H	W	28-27	N, TV ¹
N 19	Pittsburgh	A	L	14-56	TV ¹¹
N 26	Miami	A	L	21-40	TV ⁴

TV Key

TV1	ESPN	TV10	ESPN360.com/ESPN3.com/ESPN3
TV2	Jefferson-Pilot/Raycom/ACC Network	TV11	Regional Sports Network
TV3		TV12	Pac-12 Network
TV4		TV13	ESPNNews
TV5		TV14	ACC Network Extra
TV6		TV15	Big Ten Network
TV7		TV16	NBC
TV8	CBS Sports Network	TV17	ACC Network
TV9	Versus	TV18	Facebook Live

Note Key

N	Night game	TV	Televised game	OT	Overtime
[X]	National rank	B	Bowl game	HC	Homecoming

2017

S 2	N.C. Central	H	W	60-7	N, TV ¹⁴
S 9	Northwestern	H	W	41-17	TV ⁷
S 16	Baylor	H	W	34-20	HC, TV ¹¹
S 23	North Carolina	A	W	27-17	TV ⁷
S 29	[14] Miami	H	L	6-31	N, TV ¹
O 7	Florida	A	L	21-28	TV ²
O 14	Florida State	H	L	10-17	TV ⁴
O 21	Pittsburgh	H	L	17-24	TV ²
O 28	[13] Virginia Tech	A	L	3-24	N, TV ²
N 11	Army West Point	A	L	16-21	TV ⁸
N 18	Georgia Tech	H	W	43-20	TV ¹¹
N 25	Wake Forest	A	W	31-23	TV ¹¹
D 26	Northern Illinois	N ⁹	W	36-14	B, TV ¹

2018

A 31	Army West Point	H	W	34-14	N, TV ⁷
S 8	Northwestern	A	W	21-7	TV ⁷
S 15	Baylor	A	W	40-27	TV ¹⁷
S 22	N.C. Central	H	W	55-13	HC, TV ¹⁰
S 29	Virginia Tech	H	L	14-31	[22], N, TV ⁴
O 13	Georgia Tech	A	W	28-14	TV ²
O 20	Virginia	H	L	14-28	TV ¹¹
O 27	Pittsburgh	A	L	45-54	TV ¹¹
N 3	Miami	A	W	20-12	N, TV ⁴
N 10	North Carolina	H	W	42-35	TV ²
N 17	[2] Clemson	A	L	6-35	N, TV ¹
N 24	Wake Forest	H	L	7-59	TV ¹¹
D 27	Temple	N ¹	W	56-27	B, TV ¹

2019

A 31	[2] Alabama	N ¹⁰	L	3-42	TV ⁵
S 7	North Carolina A&T	H	W	45-13	N, TV ¹⁴
S 14	Middle Tennessee	A	W	41-18	N, TV ¹⁸
S 27	Virginia Tech	A	W	45-10	N, TV ¹
O 5	Pittsburgh	H	L	30-33	N, TV ¹⁷
O 12	Georgia Tech	H	W	41-23	HC, TV ¹¹
O 19	Virginia	A	L	14-48	TV ¹⁷
O 26	North Carolina	A	L	17-20	TV ¹¹
N 9	[15] Notre Dame	H	L	7-38	N, TV ¹⁷
N 16	Syracuse	H	L	6-49	TV ¹⁷
N 23	Wake Forest	A	L	27-39	N, TV ¹⁷
N 30	Miami	H	W	27-17	TV ⁴

2020

S 12	[10] Notre Dame	A	L	13-27	TV ¹⁶
S 19	Boston College	H	L	6-26	TV ¹¹
S 26	Virginia	A	L	20-38	TV ¹⁷
O 3	Virginia Tech	H	L	31-38	TV ¹⁷
O 10	Syracuse	A	W	38-24	TV ¹¹
O 17	N.C. State	A	L	20-31	TV ¹¹
O 31	Charlotte	H	W	53-19	N, TV ¹¹
N 7	North Carolina	H	L	24-56	TV ⁴
N 28	Georgia Tech	A	L	33-56	N, TV ¹¹
D 5	[9] Miami	H	L	0-48	N, TV ¹⁷
N 12	Florida State	A	L	35-56	TV ¹⁷

CUTCLIFFE AT OLE MISS

1998

D 31 Texas Tech N¹ W 35-18 N, TV¹, B

1999

S 4 Memphis A W 3-0 N
 S 11 Arkansas State H W 38-14 N
 S 18 Vanderbilt H L 34-37 OT, TV²
 S 25 Auburn A W 24-17 OT, TV²
 O 2 South Carolina A W 36-10 N
 O 9 Tulane H W 20-13 [25], HC
 O 16 [11] Alabama H L 24-30 [22], TV³
 O 30 LSU A W 42-23 [25], N
 N 6 [24] Arkansas H W 38-16 [23], TV⁴
 N 20 [21] Georgia H L 17-20 [16], TV⁴
 N 25 [18] Mississippi State A L 20-23 [23], N, TV¹
 D 31 Oklahoma N¹ W 27-25 N, TV¹, B

2000

S 2 Tulane H W 49-20 [18], TV²
 S 9 Auburn H L 27-35 [17], N, TV⁴
 S 16 Vanderbilt A W 12-7 TV²
 S 30 Kentucky H W 35-17 N
 O 7 Arkansas State H W 35-10
 O 14 Alabama A L 7-45 [25], N, TV¹
 O 28 UNLV H W 43-40 OT, HC
 N 4 Arkansas A W 38-24
 N 11 LSU H L 9-20 N, TV⁴
 N 18 [21] Georgia A L 14-32 N, TV⁴
 N 23 [23] Mississippi State H W 45-30 N, TV¹
 D 28 West Virginia N² L 38-49 TV¹, B

2001

S 1 Murray State H W 49-14 N
 S 8 Auburn A L 21-27 TV²
 S 29 Kentucky A W 42-31
 O 6 Arkansas State A W 35-17 N
 O 13 Alabama H W 27-24 TV²
 O 20 Middle Tennessee H W 45-17 HC
 O 27 LSU A W 35-24 N, TV⁴
 N 3 Arkansas H L 56-58 7OT, N, TV⁴
 N 17 [23] Georgia H L 15-35 TV²
 N 22 Mississippi State A L 28-36 N, TV¹
 D 1 Vanderbilt H W 38-27 TV²

2002

A 31 Louisiana-Monroe H W 31-3 N
 S 7 Memphis H W 38-16 TV²
 S 14 Texas Tech A L 28-42 N, TV²
 S 21 Vanderbilt H W 45-28 TV²
 O 5 [6] Florida H W 17-14 TV³
 O 12 Arkansas State H W 52-17 [25], HC
 O 19 [24] Alabama A L 7-42 [21], TV³
 O 26 Arkansas A L 28-48
 N 2 Auburn H L 24-31 TV²
 N 9 [7] Georgia A L 17-31 N, TV⁴
 N 23 [21] LSU A L 13-14 N, TV⁴
 N 28 Mississippi State H W 24-12 N, TV¹
 D 27 Nebraska N¹ W 27-23 TV¹, B

2003

A 30 Vanderbilt A W 24-21 TV²
 S 6 Memphis A L 34-44 TV⁴
 S 13 Louisiana-Monroe H W 59-14 N
 S 27 Texas Tech H L 45-49 N
 O 4 [24] Florida A W 20-17 TV²
 O 11 Arkansas State H W 55-0 HC
 O 18 Alabama H W 43-28 TV²
 O 25 [20] Arkansas H W 19-7 N, TV⁴
 N 1 South Carolina H W 43-40 [20], TV²
 N 8 Auburn A W 24-20 [20], TV³
 N 22 [3] LSU H L 14-17 [15], TV³
 N 27 Mississippi State A W 31-0 [17], N, TV¹
 J 2 [21] Oklahoma State N³ W 31-28 [16], TV⁶, B

2004

S 4 Memphis H L 13-20 N
 S 11 Alabama A L 7-28 N, TV⁴
 S 18 Vanderbilt H W 26-23 OT, TV²
 S 25 Wyoming A L 32-37
 O 2 Arkansas State H W 28-21 HC
 O 9 [25] South Carolina A W 31-28
 O 16 [13] Tennessee H L 17-21 N, TV⁴
 O 30 [3] Auburn H L 14-35 N, TV¹
 N 13 Arkansas A L 3-35 TV²
 N 20 [14] LSU A L 24-27
 N 27 Mississippi State H W 20-3

MARKED IMPROVEMENT AT DUKE

• In 13 seasons, David Cutcliffe has guided Duke to 74 victories – 55 more than the program's total in the previous 12 years.

	2008-20	1996-07
Total seasons	13	12
Total games	162	126
Overall W-L	74-88 (.457)	19-117 (.162)
Home W-L	40-44 (.476)	12-56 (.214)
Road W-L	31-39 (.443)	7-60 (.117)
Neutral W-L	3-5 (.375)	0-1 (.000)
ACC W-L	35-71 (.330)	8-88 (.091)
ACC Home W-L	16-35 (.314)	4-43 (.093)
ACC Road W-L	19-35 (.352)	4-44 (.091)
ACC Neutral W-L	0-1 (.000)	0-1 (.000)
Record vs. Power 5 schools	46-81 (.362)	8-104 (.077)
Games scoring 30+ points	73	17
Games scoring 40+ points	38	7
Fourth quarter/OT wins	19	2
Wins over nationally ranked opponents (AP poll)	5	0
Weeks ranked in AP national poll	10	0
Seasons with 3+ wins	12	3
Seasons with 4+ wins	10	2
Seasons with 5+ wins	8	0
Seasons with 6+ wins	6	0
Seasons with 7+ wins	5	0
Seasons with 8+ wins	4	0
Seasons with 9+ wins	2	0
Seasons with 10+ wins	1	0
ACC Coastal Division championships	1	0
Home crowds of 30,000+ fans (Total home games)	30 (79)	7 (68)

CUTCLIFFE BOWL EXPERIENCE

Tennessee (1982-1998; 2006-07)

Year	Bowl	Result	Score	Opponent
1982	Peach Bowl	L	22-28	Iowa
1983	Florida Citrus Bowl	W	30-23	Maryland
1984	Sun Bowl	L	27-28	Maryland
1986	Sugar Bowl	W	35-7	Miami
1986	Liberty Bowl	W	21-14	Minnesota
1988	Peach Bowl	W	27-22	Indiana
1990	Cotton Bowl	W	31-27	Arkansas
1991	Sugar Bowl	W	23-22	Virginia
1992	Fiesta Bowl	L	17-42	Penn State
1993	Hall of Fame Bowl	W	38-23	Boston College
1994	Florida Citrus Bowl	L	13-31	Penn State
1994	Gator Bowl	W	45-23	Virginia Tech
1996	Florida Citrus Bowl	W	20-14	Ohio State
1997	Florida Citrus Bowl	W	48-28	Northwestern
1998	Orange Bowl	L	17-42	Nebraska
2007	Outback Bowl	L	10-20	Penn State
2008	Outback Bowl	W	21-17	Wisconsin

Ole Miss (1998-2004)

Year	Bowl	Result	Score	Opponent
1998	Independence Bowl	W	35-18	Texas Tech
1999	Independence Bowl	W	27-25	Oklahoma
2000	Music City Bowl	L	38-49	West Virginia
2002	Independence Bowl	W	27-23	Nebraska
2004	Cotton Bowl	W	31-28	Oklahoma State

Duke (2008-present)

Year	Bowl	Result	Score	Opponent
2012	Belk Bowl	L	34-48	Cincinnati
2013	Chick-fil-A Bowl	L	48-52	Texas A&M
2014	Hyundai Sun Bowl	L	31-36	Arizona State
2015	New Era Pinstripe Bowl	W	44-41 (OT)	Indiana
2017	Quick Lane Bowl	W	36-14	Northern Illinois
2018	Walk-On's Independence Bowl	W	56-27	Temple

CUTCLIFFE VERSUS ALL OPPONENTS

Alabama (2-6)

O 16, 1999	[22/11]	Alabama	H	L	24-30
O 14, 2000	[25/-]	Alabama	A	L	7-45
O 13, 2001		Alabama	H	W	27-24
O 19, 2002	[21/24]	Alabama	A	L	7-42
O 18, 2003		Alabama	H	W	43-28
S 11, 2004		Alabama	A	L	7-28
S 18, 2010	[-/1]	Alabama	H	L	13-62
A 31, 2019	[-/2]	Alabama	N	L	3-42

Arizona St. (0-1)

D 27, 2014	[-/15]	Arizona St.	N ⁷	L	31-36
------------	--------	-------------	----------------	---	-------

Arkansas (3-3)

N 6, 1999	[23/24]	Arkansas	H	W	38-16
N 4, 2000		Arkansas	A	W	38-24
N 3, 2001		Arkansas	H	L	⁷⁰¹ 56-58
O 26, 2002		Arkansas	A	L	28-48
O 25, 2003	[-/20]	Arkansas	H	W	19-7
N 13, 2004		Arkansas	A	L	3-35

Arkansas St. (6-0)

S 11, 1999		Arkansas St.	H	W	38-14
O 7, 2000		Arkansas St.	H	W	35-10
O 6, 2001		Arkansas St.	A	W	35-17
O 12, 2002	[25/-]	Arkansas St.	H	W	52-17
O 11, 2003		Arkansas St.	H	W	55-0
O 2, 2004		Arkansas St.	H	W	28-21

Army West Point (4-2)

S 12, 2009		Army West Point	A	W	35-19
S 25, 2010		Army West Point	H	L	21-35
O 10, 2015		Army West Point	A	W	44-3
O 8, 2016		Army West Point	H	W	13-6
N 11, 2017		Army West Point	A	L	16-21
A 31, 2018		Army West Point	H	W	34-14

Auburn (2-4)

S 25, 1999		Auburn	A	W	⁰¹ 24-17
S 9, 2000	[17/-]	Auburn	H	L	27-35
S 8, 2001		Auburn	A	L	21-27
N 2, 2002		Auburn	H	L	24-31
N 8, 2003	[20/-]	Auburn	A	W	24-20
O 30, 2004	[-/3]	Auburn	H	L	14-35

Baylor (2-0)

S 16, 2017		Baylor	H	W	34-20
S 15, 2018		Baylor	A	W	40-27

Boston College (2-2)

N 13, 2010		Boston College	H	L	16-21
S 17, 2011		Boston College	A	W	20-19
O 3, 2015		Boston College	H	W	9-7
S 19, 2020		Boston College	H	L	6-26

Charlotte (1-0)

O 31, 2020		Charlotte	H	W	53-19
------------	--	-----------	---	---	-------

Cincinnati (0-1)

D 27, 2012		Cincinnati	N ⁴	L	34-48
------------	--	------------	----------------	---	-------

Clemson (0-3)

N 15, 2008		Clemson	A	L	7-31
N 3, 2012	[-/10]	Clemson	H	L	20-56
N 17, 2018	[-/2]	Clemson	A	L	6-35

Elon (2-0)

S 4, 2010		Elon	H	W	41-27
A 30, 2014		Elon	H	W	52-13

FIU (2-0)

O 1, 2011		FIU	A	W	31-27
S 1, 2012		FIU	H	W	46-26

Florida (2-0)

O 5, 2002	[-/6]	Florida	H	W	17-14
O 4, 2003	[-/24]	Florida	A	W	20-17

Florida St. (0-5)

O 15, 2011		Florida St.	H	L	16-41
O 27, 2012	[-/11]	Florida St.	A	L	7-48
D 7, 2013	[20/1]	Florida St.	N ⁵	L	7-45
O 14, 2017		Florida St.	H	L	10-17
D 12, 2020		Florida St.	A	L	35-56

Georgia (0-4)

N 20, 1999	[16/21]	Georgia	H	L	17-20
N 18, 2000	[-/21]	Georgia	A	L	14-32
N 17, 2001	[-/23]	Georgia	H	L	15-35
N 9, 2002	[-/7]	Georgia	A	L	17-31

Georgia Tech (5-8)

O 4, 2008		Georgia Tech	A	L	0-27
N 14, 2009	[-/7]	Georgia Tech	H	L	10-49
N 20, 2010		Georgia Tech	A	L	20-30
N 19, 2011		Georgia Tech	H	L	31-38
N 17, 2012		Georgia Tech	A	L	24-42
S 14, 2013		Georgia Tech	H	L	14-38
O 11, 2014	[-/22]	Georgia Tech	A	W	31-25
S 26, 2015	[-/20]	Georgia Tech	H	W	34-20
O 29, 2016		Georgia Tech	A	L	35-38
N 18, 2017		Georgia Tech	H	W	43-20
O 13, 2018		Georgia Tech	A	W	28-14
O 12, 2019		Georgia Tech	H	W	41-23
N 28, 2020		Georgia Tech	A	L	33-56

Indiana (1-0)

D 26, 2015		Indiana	N ⁶	W	⁰¹ 44-41
------------	--	---------	----------------	---	---------------------

James Madison (1-0)

A 30, 2008		James Madison	H	W	31-7
------------	--	---------------	---	---	------

Kansas (1-1)

S 19, 2009	[-/22]	Kansas	A	L	16-44
S 13, 2014		Kansas	H	W	41-3

Kentucky (2-0)

S 30, 2000		Kentucky	H	W	35-17
S 29, 2001		Kentucky	A	W	42-31

Louisiana-Monroe (2-0)

A 31, 2002		La.-Monroe	H	W	31-3
S 13, 2003		La.-Monroe	H	W	59-14

Louisville (0-1)

O 14, 2016	[-/7]	Louisville	A	L	14-24
------------	-------	------------	---	---	-------

LSU (2-4)

O 30, 1999	[25/-]	LSU	A	W	42-23
N 11, 2000		LSU	H	L	9-20
O 27, 2001		LSU	A	L	35-24
N 23, 2002	[-/21]	LSU	A	L	13-14
N 22, 2003	[15/3]	LSU	H	L	14-17
N 20, 2004	[-/14]	LSU	A	L	24-27

Maryland (1-1)

O 24, 2009		Maryland	H	W	17-13
O 2, 2010		Maryland	A	L	16-21

Memphis (4-2)

S 4, 1999		Memphis	A	W	3-0
S 7, 2002		Memphis	H	W	38-16
S 6, 2003		Memphis	A	L	34-44
S 4, 2004		Memphis	H	L	13-20
S 22, 2012		Memphis	H	W	38-14
S 7, 2013		Memphis	A	W	28-14

Miami (3-10)

O 18, 2008		Miami	H	L	31-49
N 21, 2009	[-/20]	Miami	A	L	16-34
O 16, 2010		Miami	H	L	13-28
N 5, 2011		Miami	A	L	14-49
N 24, 2012		Miami	H	L	45-52
N 16, 2013	[-/24]	Miami	H	W	48-20
S 27, 2014		Miami	A	L	10-22
O 31, 2015	[22/-]	Miami	H	L	27-30
N 26, 2016		Miami	A	L	21-40
S 29, 2017	[-/14]	Miami	H	L	6-31
N 3, 2018		Miami	A	W	20-12
N 30, 2019		Miami	H	W	27-17
D 5, 2020	[-/9]	Miami	H	L	0-48

Middle Tennessee (2-0)

O 20, 2001		Middle Tennessee	H	W	45-17
S 14, 2019		Middle Tennessee	A	W	41-18

Mississippi St. (4-2)

N 25, 1999	[23/18]	Mississippi St.	A	L	20-23
N 23, 2000	[-/23]	Mississippi St.	H	W	45-30
N 22, 2001		Mississippi St.	A	L	28-36
N 28, 2002		Mississippi St.	H	W	24-12
N 27, 2003	[17/-]	Mississippi St.	A	W	31-0
N 27, 2004		Mississippi St.	H	W	20-3

Murray St. (1-0)

S 1, 2001		Murray St.	H	W	49-14
-----------	--	------------	---	---	-------

Navy (3-0)

S 13, 2008		Navy	H	W	41-31
O 30, 2010		Navy	A	W	34-31
O 12, 2013		Navy	H	W	35-7

N.C. A&T (1-0)

S 7, 2019		N.C. A&T	H	W	45-13
-----------	--	----------	---	---	-------

N.C. Central (7-0)

S 26, 2009		N.C. Central	H	W	49-14
S 15, 2012		N.C. Central	H	W	54-17
A 31, 2013		N.C. Central	H	W	45-0
S 12, 2015		N.C. Central	H	W	55-0
S 3, 2016		N.C. Central	H	W	49-6
S 2, 2017		N.C. Central	H	W	60-7
S 22, 2018		N.C. Central	H	W	55-13

N.C. State (2-2)

N 8, 2008		N.C. State	H	L	17-27
O 10, 2009		N.C. State	A	W	49-28
N 9, 2013		N.C. State	H	W	38-20
O 17, 2020		N.C. State	A	L	20-31

Nebraska (1-0)

D 27, 2002		Nebraska	N ¹	W	27-23
------------	--	----------	----------------	---	-------

North Carolina (5-8)

N 29, 2008		North Carolina	H	L	20-28
N 7, 2009		North Carolina	A	L	6-19
N 27, 2010		North Carolina	H	L	19-24
N 26, 2011		North Carolina	A	L	21-37
O 20, 2012		North Carolina	H	W	33-30
N 30, 2013	[24/-]	N. Carolina	A	W	27-25
N 20, 2014	[25/-]	N. Carolina	H	L	20-45
N 7, 2015	[-/21]	N. Carolina	A	L	31-66
N 10, 2016	[-/15]	N. Carolina	H	W	28-27
S 23, 2017		North Carolina	A	W	27-17
N 10, 2018		North Carolina	H	W	42-35
O 26, 2019		North Carolina	A	L	17-20
N 7, 2020	[-/RV]	North Carolina	H	L	24-56

Northern Illinois (1-0)

D 26, 2017		Northern Illinois	N ⁹	W	36-14
------------	--	-------------------	----------------	---	-------

Northwestern (2-3)

S 6, 2008		Northwestern	H	L	20-24
S 19, 2015	[-/23]	Northwestern	H	L	10-19
S 17, 2016		Northwestern	A	L	13-24
S 9, 2017		Northwestern	H	W	41-17
S 8, 2018		Northwestern	A	W	21-7

Notre Dame (1-2)

S 24, 2016		Notre Dame	A	W	38-35
N 9, 2019	[-/15]	Notre Dame	H	L	7-38
S 12, 2020	[-/10]	Notre Dame	A	L	13-27

Oklahoma (1-0)

D 31, 1999		Oklahoma	N ¹	W	27-25
------------	--	----------	----------------	---	-------

Oklahoma St. (1-0)

J 2, 2004	[16/21]	Oklahoma St.	N ³	W	31-28
-----------	---------	--------------	----------------	---	-------

Pittsburgh (1-6)

S 21, 2013		Pittsburgh	H	L	55-58
N 1, 2014	[24/-]	Pittsburgh	A	W	²⁰¹ 51-48
N 14, 2015		Pittsburgh	H	L	13-31
N 19, 2016		Pittsburgh	A	L	14-56
O 21, 2017		Pittsburgh	H	L	17-24
O 27, 2018		Pittsburgh	A	L	45-54
O 5, 2019		Pittsburgh	H	L	30-33

Richmond (0-2)

S 5, 2009		Richmond	H	L	16-24
S 3, 2011		Richmond	H	L	21-23



Zac Roper

BAXTER FAMILY DEPUTY HEAD COACH (TE)

14TH SEASON AT DUKE

OLE MISS, 2001

A member of the Duke staff since January of 2008, **Zac Roper** serves as the program's Baxter Family Deputy Head Coach while mentoring the Blue Devil tight ends. He also spent time on staff as the offensive coordinator and quarterbacks coach (2016-20), special teams coordinator, recruiting coordinator and tight ends coach (2013-15), and running backs coach and assistant special teams coordinator (2008-12).

In 2020, running back **Mataeo Durant** highlighted Duke's offense by averaging 6.8 yards per rushing attempt, marking the fourth-highest single-season average in Duke history. Durant led the Blue Devils in rushing yardage (817), accounted for nine touchdowns and topped the 100-yard barrier four times on the ground.

Durant paired with **Deon Jackson**, who rushed for 682 yards, and the duo became the 17th in Blue Devil history to each run for 500-plus yards. Additionally, quarterback **Chase Brice** threw for 2,170 yards for the 24th-best single-season total in school history.

Rookie center **Graham Barton**, who worked his way into a starting role after Duke's previous two starters suffered season-ending injuries, garnered Freshman All-America honors while tight end **Noah Gray** was a fifth round draft pick of the Kansas City Chiefs.

In 2019, Roper mentored a Duke offense that averaged 329.7 yards per game and compiled 37 total touchdowns. Under his watch, the Blue Devils registered 40-plus points in three-straight outings, and in four-of-five consecutive games. His offensive line ranked the fifth best in the ACC in sacks allowed and 15th nationally in TFL allowed, while his receiving corps saw **Noah Gray** and Calhoun named an All-American and a Freshman All-American, respectively.

Gray led the team with 51 receptions as a tight end for 392 yards and three touchdowns. Calhoun compiled a team-best 420 yards and four scores on 46 receptions, a mark that placed him third among Power 5 freshman wide receivers. Redshirt senior wideout **Aaron Young** chipped in 367 yards on 29 catches during his final year in Durham as well.

Roper also guided fifth-year redshirt senior **Quentin Harris** to his first year starting under center where the quarterback finished the season having completed 209-of-357 (.585) passes for 2,078 yards and 16 touchdowns against 11 interceptions. The Wilton, Conn., native was responsible for 23 of Duke's total 37 touchdowns on the year. Harris became the first Duke player since 1989 to earn eight passing TDs over a two-game span, a mark that placed him tied for first in Blue Devil single-season lore. He also wrapped up his tenure as Duke's all-time leader in touchdown-to-interception ratio at 2-to-1 (24-to-12), tied for 10th in career passing touchdowns (24) and 19th on Duke's career passing yards chart (2,588).

Leading the Blue Devils' offense in 2018, Roper oversaw a trio of All-ACC honorees in running back Jackson, wide receiver **T.J. Rahming** and tight end **Daniel Helm**. Jackson's season was highlighted by setting the Duke record for all-purpose yards in a game with 403 at Pittsburgh, becoming just the third ACC player to reach 400 all-purpose yards in a contest.

Roper also oversaw an aerial show as Duke had three players with five or more receiving touchdowns for the first time in program history. Rahming led the way with eight touchdown receptions while **Davis Koppenhaver** added seven and **Johnathan Lloyd** finished with five.

At the helm of the offense was three-year starter **Daniel Jones**, the No. 6 pick in the 2019 NFL Draft. Jones, a two-year captain and two-time team Most Valuable Player with the Blue Devils, finished the 2018 season completing 237-of-392 (.605) passes for 22 touchdowns and nine interceptions while rushing for 319 yards and three touchdowns on 104 attempts. His regular season was highlighted by a pair of ACC Quarterback of the Week citations following wins over Northwestern and North Carolina. In the triumph over the Tar Heels, his third as Duke's starting

quarterback, Jones threw for 361 yards while rushing for 186 yards to post the fifth-highest single-game offensive yardage total (547) in ACC history, also the most by a Blue Devil in a single contest. He capped the season by earning Walk-On's Independence Bowl Offensive Player of the Game honors after leading Duke to a 56-27 win over Temple thanks to a bowl-record 423 passing yards and six total touchdowns (five passing and one rushing). He was also tabbed the Most Valuable Player of the 2019 Reese's Senior Bowl.

In 2017, Duke's offense was headlined by three All-ACC selections in center **Austin Davis**, wide receiver **Rahming** and running back **Shaun Wilson**. For the first time in school history, the Blue Devils boasted three players with 500-plus rushing yards each with Wilson (818 yards), running back **Brittain Brown** (701) and quarterback Jones (518). In addition, the Duke ground trio was one of just two in the ACC to post 500-plus rushing yards and six-plus rushing scores each, joining league champion and College Football Playoff semifinalist Clemson.

For the second consecutive season, Jones topped the 3,000-yard plateau for total offense. He ended the season by earning MVP honors of the Quick Lane Bowl by completing 27-of-40 (.675) passes for 252 yards and two touchdowns while rushing for a game-high 86 yards and one additional score in Duke's 36-14 win over Northern Illinois at Ford Field in Detroit, Mich., on December 26, 2017. As a unit, the Duke offense established or matched Quick Lane Bowl records for total touchdowns (5), rushing touchdowns (3), total offensive snaps (92), rushing attempts (52) and time of possession (38:21).

Roper's first year guiding Duke's quarterbacks resulted in a record-setting campaign for Jones, who established or matched 23 school records including most total offensive yards by a rookie (3,322). For the season, Jones, a Freshman All-America selection, completed 270-of-430 (.628) pass attempts for 2,836 yards with 16 touchdowns and nine interceptions while rushing for 486 yards and a team-leading seven scores. He was named Duke's MVP after the season and received ACC Rookie of the Week honors following performances against Notre Dame, Georgia Tech, North Carolina and Pittsburgh.

In 2016, Roper had Jones at his best against Duke's toughest opponents. In three games versus ranked foes, Jones completed 54-of-86 (.628) passes for 517 yards, three touchdowns, zero interceptions and a 124.80 quarterback rating. At No. 7 Louisville, Jones turned in a 149.70 efficiency rating, the highest by a Duke quarterback against a ranked opponent on the road during the **David Cutcliffe Era**.

As the Blue Devils went 8-5 with a victory over Indiana in the New Era Pin-stripe Bowl during the 2015 season, Roper coached a pair of All-America performers in return specialist **DeVon Edwards** and kicker **Ross Martin**. Edwards set a school single-season record with three kickoff returns for touchdowns while Martin, who finished his career with the second most total points in ACC history, established Duke single-season standards for both total points (120) and field goals (26). In addition, punter **Will Monday** garnered All-ACC honors for the fourth consecutive season.

Martin was selected to participate in both the East-West Shrine Game and Senior Bowl while Monday, also an East-West Shrine Game choice, earned an invitation to the NFL Scouting Combine in Indianapolis, Ind. Both Martin (New York Jets) and Monday (Pittsburgh Steelers) signed NFL free agent contracts. Roper's 2015 tight end unit – a trio consisting of **Braxton Deaver**, **David Reeves** and **Erich Schneider** – combined to post 49 receptions for 410 yards and five touchdowns.

In 2014, Duke had four All-America special teams performers. Punt returner **Jamison Crowder** picked up second team All-America accolades from *Lindy's* while Edwards, Monday and Martin all were honorable mention choices by *Sports Illustrated*. At tight end, Roper and the Blue Devils overcame the preseason loss of All-ACC performer Deaver, who suffered a season-ending injury in August. Reeves led the unit with three touchdown receptions including the game-winning score in Duke's 20-13 triumph over Virginia.

The 2013 season marked Roper's first year directing the Blue Devil tight ends and Duke's offense featured All-ACC choice Deaver and Reeves. Deaver finished the year with 46 catches for 600 yards and four touchdowns while Reeves became the first player in Duke history with touchdown receptions in multiple bowl games.

Under Roper's guidance, Duke boasted a pair of 2013 All-Americans in the return game with both Crowder and Edwards garnering recognition. Crowder had two punt returns for touchdowns while Edwards, who returned a pair of kickoffs for scores, averaged 30.2 yards per kickoff return. In addition, Martin and Monday earned All-ACC honors in 2013.

Roper mentored the Blue Devil running backs in each of his first five seasons in Durham. Duke's rushing attack in 2012 featured three backs – **Jela Duncan**, **Josh Snead** and **Juwan Thompson** – who totaled 1,401 yards while averaging 4.95 yards per carry. The trio also combined for 53 pass receptions for an additional 263 yards.

On the special teams front, Martin and Monday enjoyed successful rookie campaigns that resulted in Freshman All-America recognition. Martin set a then ACC freshman and school single-season record with 106 total points while Monday led the ACC in punting average.

In 2011, Duke scored 19 times on the ground, matching the program's best output since 1995. Thompson was one of just six running backs in the ACC to amass 450-plus rushing yards, five or more rushing touchdowns and 20-plus receptions on the year.

In the three-year span from 2010-12, the Blue Devils recovered an ACC-best eight on-side kicks while ranking among the top four in kickoff coverage all three seasons. In addition, Duke was second in the ACC in punt return average in 2012 and scored two touchdowns.

Under Roper's direction, kicker **Will Snyderwine** earned First Team All-America honors from the *American Football Coaches Association* in 2010 after booting what was then a school single-season record 21 field goals along with all 32 of his PAT attempts.

Also in 2010, Duke's rushing game showed marked improvement by nearly doubling its yardage total from the previous year while rushing for 19 scores.

Snyderwine garnered All-ACC honors in 2009 as well after making 17 field goals.

In 2008, Roper managed the unexpected loss of returning starting running back **Re'quan Boyette** by preparing three backs – **Clifford Harris**, **Jay Hollingsworth** and **Tony Jackson** – for action despite the trio combining for a total of 92 career rushing attempts entering the year. The combination rushed for 1,003 yards while catching 51 passes for an additional 421 yards.

From 2005-07, Roper helped Cornell University to an overall ledger of 16-14. He coached the running backs and tight ends during his first two seasons before switching to cornerbacks in 2007 and also served as special teams coordinator.

On the special teams front in 2007, Cornell paced the league in punt return average – returning two punts for touchdowns during the year – and kickoff coverage. The Big Red also posted touchdowns via a fake field goal and kickoff return. Coaching the running backs in 2006, Roper tutored **Luke Siwula**, who rushed for 885 yards en route to receiving All-Ivy League honors. In 2005, Cornell finished the year ranked 10th nationally in rushing offense.

Roper's work with the Cornell placekickers yielded zero missed point after touchdown attempts over his three seasons as **A.J. Weitsman** and **Peter Zell** combined to boot 84 consecutive extra points. In addition, Weitsman established a Cornell single-season record with 14 field goals while punter **Michael Bolling** downed 23 punts inside the 20-yard line without a touchback in 2005.

Prior to joining the Big Red staff, Roper spent four years at University of Mississippi as a graduate administrative aide and graduate assistant coach under **Cutcliffe**. Roper worked with the wide receivers, tight ends and placekickers. Mississippi's 2003 squad won 10 games with a share of the SEC Western Division title and defeated Oklahoma State, 31-28, in the Cotton Bowl.

Ole Miss kicker **Jonathan Nichols** enjoyed a sensational season in 2003 by earning All-SEC and All-America honors while winning the Lou Groza Award as the nation's top kicker. He graduated as the school's all-time leader in total points (344) and finished his career having made 117 consecutive PATs. Punter **Cody Ridgeway** was an all-league choice in 2003 as well.

Roper was an undergraduate assistant coach at the University of Oklahoma from 1996-98. He graduated from Ole Miss in 2001 with a degree in political science and went on to earn a master's degree in higher education/student personnel two years later.

A native of Knoxville, Tenn., Roper is married to the former **Rebecca Harvey** of Bossier City, La., and the couple has one son, **Joshua**, and one daughter, **Mikayla**.



Trooper Taylor

ASSOCIATE HEAD COACH (CB)

3rd SEASON AT DUKE

BAYLOR, 1992

Trooper Taylor joined the Duke staff in January of 2019 and serves as the program's Associate Head Coach while mentoring the Blue Devil cornerbacks. Taylor spent his first two seasons (2019-20) coaching the wide receivers.

Taylor and Duke head coach **David Cutcliffe** previously served together on the staff at the University of Tennessee during the 2006 and 2007 seasons.

In 2020, Taylor mentored six Blue Devils to 150-plus receiving yards, including two with over 300 yards. The wideout group accounted for 74 percent of Duke's receiving yards and registered seven of the 11 receiving touchdowns. Junior **Jake Bobo** led the team in receiving yards with 358 on 32 catches with one touchdown, while sophomore **Jalon Calhoun** registered a team-high 39 receptions for 349 yards and two scores.

Taylor also mentored **Jarett Garner**, **Eli Pancol**, **Dennis Smith** and **Darrell Harding Jr.**, to over 150 receiving yards. Garner, Pancol, and Smith recorded 274, 241 and 235 receiving yards, respectively, while Harding Jr., accumulated 160 yards during his second season.

In his first season at Duke, Taylor mentored Calhoun and Pancol to Freshman All-America honors by *Pro Football Focus*. Calhoun led all ACC freshmen in pass receptions with 46, a mark that placed him third among Power 5 rookie wide receivers. As one of just two true freshmen to start in all 12 games, Calhoun registered a team-best 420 receiving yards with four touchdowns. He had 10 games where he recorded at least two receptions, and compiled his lone 100-yard receiving game (105) and only multi-touchdown game (2) during Duke's victory over North Carolina A&T. The Greenville, S.C., native had Duke's longest receiving touchdown with a 49-yard reception in Duke's regular season finale against Miami.

Pancol finished with six catches for 91 yards (15.17) and three touchdowns during his rookie season. He compiled at least 10-plus receiving yards on three different occasions and had two catches for over 20-plus yards, both for touchdowns. The Pendleton, Ind., native also notched three rushes for 20 yards (6.7), including a nine-yard touchdown against Georgia Tech. He finished fifth on the team with 24 points accumulated from four total scores.

Taylor also guided **Aaron Young**, **Scott Bracey**, Harding Jr., and Bobo to over 100-yards receiving during his first season. Young and Bracey compiled 367 and 270 yards on 29 and 21 catches, respectively, while Harding Jr. and Bobo finished with 130 yards (eight receptions) and 122 yards (10 receptions) a piece.

Taylor came to Durham after spending the previous five seasons on the staff at Arkansas State University, where he helped the Red Wolves to 39 wins, five bowl game appearances and a pair of Sun Belt Conference championships in 2015 and 2016. Over his last three campaigns in Jonesboro, he served as the program's assistant head coach.

On the staff at Auburn when the Tigers captured the 2010 BCS National Championship, Taylor has coached in 14 bowl games during a career that includes stints at Baylor, New Mexico, Tulane, Tennessee, Oklahoma State, Auburn and Arkansas State. He has been named one of the nation's top 25 recruiters by *Rivals.com* on three occasions (2005, 2007 and 2010).

Taylor coached the cornerbacks at Arkansas State as the Red Wolves made appearances in the GoDaddy Bowl (2014), New Orleans Bowl (2015), Cure Bowl (2016), Camellia Bowl (2017) and Arizona Bowl (2018). During his tenure, Taylor coached 11 All-Sun Belt selections including his son, Blaise, who enjoyed an honor-filled career that included four total all-conference citations as well as National Football Foundation Scholar-Athlete accolades. In addition, Taylor helped Arkansas State secure five consecutive signing classes between 2014-18 that were ranked among the top three in the Sun Belt Conference by at least two of the major recruiting services.

As Auburn's assistant head coach and wide receivers coach from 2009-12, Taylor helped the Tigers to 33 victories, four postseason wins, and the South-eastern Conference and BCS titles in 2010. Auburn boasted a perfect 4-0 record in postseason contests in the four-year stretch with triumphs in 2009 (38-35 over Northwestern in OT in the Outback Bowl), 2010 (56-17 over South Carolina in the SEC Championship game and 22-19 over Oregon in the BCS Tostitos National Championship game) and 2011 (43-24 over Virginia in the Chick-fil-A Bowl).

During the national championship run in 2010, Auburn's receivers helped the offense score a Tiger single-season record 577 points while leading the SEC in scoring at 41.2 points per game as three wideouts topped the 500-yard plateau through the air.

In 2009, he mentored Darvin Adams, who broke the Auburn single-season record for receptions with 60 for 997 yards while ranking second in the SEC with 10 touchdown catches. Adams, who entered the season with just three career catches for 18 yards, was named the MVP of the Outback Bowl after catching 12 passes for 142 yards in the win over Northwestern.

The 2008 season marked Taylor's lone campaign at Oklahoma State as the Cowboys went 9-4, played in the Holiday Bowl and closed the year ranked No. 16 in the final *Associated Press* national poll. Serving as co-offensive coordinator and wide receivers coach, Taylor was part of an offense that produced a pair of First Team All-America picks in wideout Dez Bryant and running back Kendall Hunter. That season, Oklahoma State ranked sixth nationally in total offense and ninth in scoring.

Taylor was on the Tennessee staff from 2004-07 and coached both the running backs (2004-05) and wide receivers (2006-07). The four-year capsule was highlighted by 34 victories, two 10-win seasons (2004 and 2007), two SEC Eastern Division championships (2004 & 2007), three bowl games (2004 Cotton, 2006 Outback and 2007 Outback) and three top-25 national finishes (No. 13 in 2004, No. 25 in 2006 and No. 12 in 2007).

While with the Volunteers, Taylor coached Tennessee's first pair of single-season 1,000-yard rushers in Gerald Riggs Jr. and Cedric Houston (2004) as well as future NFL All-Pro back Arian Foster. In addition, wideout Robert Meachem received All-America honors in 2006 under Taylor's tutelage and was a first-round pick by the New Orleans Saints in the 2007 NFL Draft.

Prior to his stint in Knoxville, Taylor spent four seasons coaching the wide receivers at Tulane from 1999-2003. Among his pupils were four individuals - Adrian Burnette, Kerwin Cook, Terrell Harris and Roydell Williams - who went on to careers in the NFL. Williams closed his collegiate career as Conference USA's all-time leader in touchdown receptions with 35.

Taylor got his start in coaching at Baylor, his alma mater, beginning as a graduate assistant coach in 1992. He later coached Baylor's wide receivers (1994 and 1997) and defensive secondary (1995-96) and helped the Bears to the Alamo Bowl in 1994. Taylor spent the 1998 season coaching the running backs at New Mexico.

Taylor lettered four seasons (1988-89-90-91) as a defensive back at Baylor and helped the Bears to the Copper Bowl in his final campaign, while graduating as the school's career leader in both kickoff returns (53) and return yardage (1,063). He earned a degree in communications from Baylor in 1992.

A native of Cuero, Texas, Taylor is married to the former Evi Crosby of Harbor City, Calif., and the couple has one daughter, Starr, and one son, Blaise.



Ben Albert

CO-DEFENSIVE COORDINATOR (DL)

6TH SEASON AT DUKE

MASSACHUSETTS, 1995

Ben Albert joined the Duke staff in February of 2016, and serves as the program's Co-Defensive Coordinator and defensive line coach. Albert was Duke's Associate Defensive Coordinator for two seasons before being elevated into his current role in February 2018.

Following the 2020 season, Albert's two veteran defensive ends, **Chris Rumph II** and **Victor Dimukeje**, were selected in the NFL Draft. Rumph II was chosen by the Los Angeles Chargers in the fourth round while Dimukeje was picked by the Arizona Cardinals in the sixth round. For the second straight year, Albert coached the pair to All-ACC honors.

In 2020, Rumph II ranked tied for first in the ACC in sacks (8.0) and seventh in tackles for loss (12.5). He finished tied with **Chris Combs** (1996) for sixth all-time on Duke's single-season chart for sacks.

Dimukeje finished third in the ACC in sacks (7.5) and tied for ninth in tackles for loss (11.5). He posted two multi-sack games versus Boston College and Syracuse, while registering four games with 1.5-plus tackles for loss.

Under the guidance of Albert, Dimukeje and Rumph II both left their marks in the Duke records book. Dimukeje finished his career ranked second all-time with 21.5 sacks. He also graduated tied with **Mike Junkin** (1983-86) for eighth all-time on the Duke career tackles for loss list with 36.0. Rumph II concluded his tenure third all-time in career sacks (17.5) and 10th in career tackles for loss (34.0).

In 2019, Albert mentored defensive ends Dimukeje (second team) and Rumph II (third team) to All-ACC honors, while also seeing linebacker **Koby Quansah** receive third team praise. The Blue Devils, led by those three, were fifth in the ACC and 40th in the country in pass efficiency defense and finished tied for sixth in the ACC and 18th in the nation in sacks per game. The defensive unit also came in 31st in the country and eighth in the ACC in tackles for loss and 25th in the nation and third in the ACC in opponent first downs.

Dimukeje finished with 41 tackles, 9.5 tackles for loss, 8.5 sacks, one forced fumble and 10 quarterback hurries during his junior campaign. He ranked fourth in the ACC and was tied for 17th nationally in sacks on the year, earning the most by a Blue Devil in a season since 2002. The Baltimore, Md., native was named ACC Defensive Lineman of the Week after posting six tackles (3.0 tackles for loss) and 3.0 sacks in a win over Georgia Tech.

That year, Rumph II also garnered First Team All-America honors from *Pro Football Focus* and Second Team All-America praise from *Sports Illustrated*. He amassed 47 tackles, 13.5 tackles for loss, 6.5 sacks, 11 quarterback hurries and one forced fumble. The redshirt sophomore posted a season-best 4.0 TFL in a victory at Middle Tennessee, which tied him with six others, including himself, for seventh all-time on Duke's single-game chart. He also recorded a career-high eight tackles, including 3.5 sacks as Duke topped Miami in its regular season finale, marking the second highest sack total in Duke history.

Quansah finished his final season in Durham with 105 tackles, 12.0 TFL, 2.5 sacks, and two fumble recoveries. He posted a team-leading six double-digit tackle games, and ranked tied for fourth in the ACC in tackles per game (8.8 average per game and seventh in tackles (35th in NCAA) as well as tied for 15th in tackles for loss per game (1.00 average per game). The Manchester, Conn., native became the ninth linebacker in the **David Cutcliffe Era** at Duke to post 100-plus tackles in a season and was also just the sixth linebacker in the Cutcliffe Era to post 100-plus tackles and 10.0 tackles for loss in the same season.

Depth was key to Albert's 2018 defensive unit as Duke lost four defensive starters throughout the course of the campaign. The Blue Devil defense closed the season on a high note, allowing just 54 yards of total offense in the second half of the Walk-On's Independence Bowl, including holding Temple to -29 rushing yards after intermission. Albert's defensive line helped Duke limit the Owls to

just 53 total rushing yards for the game. In the Blue Devils' last two bowls, both victories, Albert has helped oversee an effort that has yielded just 118 total rushing yards. The Blue Devils also shut out the Owls in the second half in Shreveport, La., marking the sixth time during the season Duke blanked a team in a half.

Along the defensive line, Albert guided Rumph II to Freshman All-America honors from *USA Today*. The Gainesville, Fla., product collected 25 tackles, 8.0 tackles for loss, 3.0 sacks, two quarterback pressures, one fumble recovery and one pass breakup. He tied for 36th in the ACC in sacks and tied for second among the league's freshmen. His 8.0 tackles for loss were the sixth most in a year by a rookie at Duke and tied for the second most by an ACC rookie.

In 2017, the Duke defense proved to be one of the best in the ACC, ranking among the league's leaders in opponent pass completion percentage (2nd), scoring defense (3rd) and total defense (4th). The Blue Devils, who allowed 25 or fewer points in 11 of 13 games, were one of just four defenses in the ACC to have four players register 9.0 tackles for loss or more each, joining Florida State, Miami and Virginia Tech.

Senior captain **Mike Ramsay**, who was the only defensive tackle in the ACC to produce at least 40 tackles, 9.0 tackles for loss and 5.0 sacks in 2017, capped off his career by earning third team all-league honors. Ramsay signed an NFL free agent contract with the Tennessee Titans in April of 2018. In addition, Duke sophomore **Tre Hornbuckle** was one of just seven defensive ends in the conference to compile 50-plus tackles and 9.0 or more tackles behind the line of scrimmage.

The ACC's leader among rookies in tackles for loss, end Dimukeje enjoyed his first season as a Blue Devil and finished the year with 40 tackles, 7.5 tackles for loss, 2.0 sacks, one interception and four quarterback pressures. The Baltimore, Md., native earned First Team Freshman All-America honors from *ESPN* for his efforts. In addition, **Drew Jordan** ranked third among ACC freshmen with 3.0 sacks on the year.

The defense anchored Duke's success late in the 2017 campaign as the Blue Devils limited their final five opponents – Virginia Tech, Army West Point, Georgia Tech, Wake Forest and Northern Illinois – to 13 total points after intermission and zero in the fourth quarter. Additionally, Duke set or matched Quick Lane Bowl records for fewest points allowed (14) and fewest rushing yards surrendered (65) as the Blue Devils earned a 36-14 triumph over Northern Illinois.

During the 2016 campaign, Albert's work along the defensive line resulted in Duke finishing the year tied for 37th with 2.42 sacks per game. Duke totaled 29.0 sacks – the fourth-highest single-season total in school history – one year after managing just 17.0 sacks in 2015.

Individually, Albert helped defensive tackle **A.J. Wolf** become one of 19 quarterfinalists for the Lott IMPACT Trophy. Candidates represent the qualities embodied by the award: Integrity, Maturity, Performance, Academics, Community and Tenacity. Wolf was also a finalist for the 2016 Pop Warner College Football Award. He repeated as a First Team CoSIDA Academic All-America honoree, becoming just the second Blue Devil to receive multiple CoSIDA First Team Academic All-America accolades, joining three-time selection **Mike Diminick** (1986-87-88).

Albert joined the Blue Devil staff after spending the previous three seasons (2013-14-15) coaching the defensive line at Boston College. In 2015, the Eagles led the country in total defense (254.3), third down conversion defense (.241) and tackles for loss per game (9.6) while also ranking among the nation's top five in rushing defense (2nd; 82.8), scoring defense (4th; 15.3) and passing efficiency defense (5th; 104.66). During his tenure, Albert helped Boston College to bowl game appearances in 2013 (Advocare v100 Independence) and 2014 (New Era PinStripe). While with the Eagles, Albert mentored defensive end **Harold Landry**, who was a second-round pick by the Tennessee Titans in the 2018 NFL Draft. Landry earned All-America accolades while at Boston College and established the school's single season record for quarterback sacks.

Prior to his three campaigns in Chestnut Hill, Albert served two seasons (2011-12) as the linebackers coach at Temple University. In 2011, he helped the Owls rank third nationally in scoring defense (13.9) as Temple posted a 9-4 overall record and defeated Wyoming, 37-15, in the New Mexico Bowl, for the program's first bowl victory in 32 years. While at Temple, Albert mentored **Tahir Whitehead**, who earned All-MAC honors prior to being a fifth-round choice of the Detroit Lions in the 2012 NFL Draft.

Albert spent the 2010 season on the staff of the NFL's Jacksonville Jaguars, serving as an assistant defensive line coach.

A native of Paterson, N.J., Albert got his start in coaching at his alma mater, Massachusetts, where he coached the defensive line for two seasons (1995-96) before helping Richmond to a pair of conference championships during a four-year (1997-98-99-00) stint coaching the Spider defensive line and linebackers.

After one season (2001) mentoring the defensive front at Rutgers, Albert returned to Massachusetts for two seasons (2002-03) to coach the inside linebackers while coordinating the special teams units. During this stretch, he helped the Minutemen to the 2003 Atlantic 10 Conference championship and aided in the recruitment of fellow Paterson native wide receiver Victor Cruz to Massachusetts. Cruz, a two-time all-conference pick at Massachusetts, helped the New York Giants to a 21-17 victory over the New England Patriots in Super Bowl XLVI and was a Pro Bowl selection in 2012.

Albert then served a second stint at Richmond (2004) as defensive line coach and special teams coordinator before a four-year (2006-07-08-09) tenure as the associate head coach and linebackers coach at Delaware.

An all-conference defensive lineman at Massachusetts, Albert graduated in 1995 with a degree in political science and sociology. He later earned a master's degree in education from Massachusetts in 1997. Albert and his wife, Lisa, have two children, Maya and Elijah.



Re'quan Boyette

CO-OFFENSIVE COORDINATOR (WR)

10TH SEASON AT DUKE

DUKE, 2009

Former two-time Duke captain **Re'quan Boyette** joined the Blue Devil staff in July of 2012 and serves as the Co-Offensive Coordinator and wide receivers coach. Boyette served as a graduate assistant coach during the 2012 season before being promoted to assistant coach in February of 2013. He served in that role until January of 2021, when he was elevated to his current position.

In 2020, Boyette coached a dynamic running back duo in **Mataeo Durant** and **Deon Jackson** as the twosome become the fourth pair of running backs to eclipse the 600-yard mark on the ground during the same season after accumulating 817 and 682 yards, respectively. On two different occasions, each surpassed 100-plus yards rushing in the same game, marking just the second time in program history the same two players registered 100-plus rushing yards in the same game on multiple occasions, joining **Art Gore** and **Mike Dunn**, who achieved the feat in 1976 against N.C. State and North Carolina.

Durant led the team with four 100-yard rushing games, including a career-best 163-yard outing in a victory at Syracuse. In addition, the McCormick, S.C., native averaged 6.8 yards per carry to mark the fourth-highest single-season average in Duke history.

Jackson wrapped up his career having rushed 526 times for 2,267 yards with 18 touchdowns, caught 61 passes for 534 yards and four touchdowns, completed two-of-three pass attempts for 41 yards with one touchdown and one interception and returned 28 kickoffs for 611 yards. In 1,842 career snaps, he accumulated 132 career points and rushed for 50-plus yards in 21 career games. Jackson, who signed a free agent contract with the NFL's Indianapolis Colts, graduated ranking sixth on Duke's career rushing yardage and rushing attempts chart while becoming the eighth player to surpass the 2,000-rushing yard mark. He tied **Shaun Wilson** for 13th all-time in program lore for rushing touchdowns in a career as well. Jackson also became just the fifth player in Blue Devil history to rush for 2,000-plus yards while registering multiple rushing touchdowns in three consecutive seasons.

In 2019, Boyette had his third full season with Jackson. The Atlanta, Ga., native led the Blue Devils with 641 rushing yards on 172 carries with six scores and added 21 receptions for 192 yards and two touchdowns. He posted three multi-touchdown games and accumulated 40-plus rushing yards in eight contests. After accounting for 48 points on eight touchdowns (two receiving and six rushing), Jackson paired with **Quentin Harris** (7) to form the 28th duo in program history to each total five-plus rushing scores in a campaign. The two also teamed up to form the 16th duo in program lore to register 500-plus rushing yards during a single season.

Boyette coached then sophomore Durant as well, who finished third on the team with 461 rushing yards on 97 carries with one touchdown.

The 2018 season had All-ACC second team selection Jackson thrive under Boyette's guidance. Jackson set the Duke record for all-purpose yards in a game with 403 at Pittsburgh, becoming just the third ACC player to reach 400 all-purpose yards in a contest. He led Duke in rushing yards (847) and rushing touchdowns (seven) while ranking second in points (54) and fourth in receptions (26). He finished fourth in the ACC in all-purpose yards per game (123.2) and topped the conference in league games with 157.4 yards a contest.

Jackson's 847 rushing yards in 2018 are the 10th most in a year in program history, and the most by a Duke running back in the **David Cutcliffe** Era. Jackson was thrust into the primary back role due to injuries to **Brittain Brown** and **Marvin Hubbard III**. Prior to his injury, Brown rushed for a season-high 118 yards against N.C. Central with a 43-yard ground score. He added a 44-yard receiving touchdown versus the Eagles to become the fourth player in program history to have a rushing and receiving score both of 40 or more yards in the same game, joining **Buddy Mulligan**, **George McAfee** and **Elmore Hackney**.

In 2017, the Duke rushing attack was led by senior Wilson and redshirt fresh-

man Brown, who combined to run for 1,519 yards and 13 touchdowns. The pair coupled with quarterback **Daniel Jones** to form one of just two trios in the ACC in 2017 and become the first in Blue Devil history to post 500-plus rushing yards each in a single season.

Wilson was an Honorable Mention All-ACC pick as a senior after leading Duke in rushing yards (818) and ranking second in the conference in all-purpose yardage (1,697). The Charlotte, N.C., product finished his career ranking among the all-time Duke leaders in rushing touchdowns of 50-plus yards (1st; 6), kickoff return average (2nd; 25.33), all-purpose yards (3rd; 4,889), rushing yards (4th; 2,463), yards per rushing attempt average (6th; 5.20), kickoff return yards (6th; 1,697), rushing touchdowns (13th; 18) and total points (156; 13th).

Brown's campaign was highlighted by two 100-yard rushing games against N.C. Central and Georgia Tech as the Canton, Ga., native's season totals ranked second for both rushing yards (701) and rushing touchdowns (7) on Duke's single-season charts for rookies.

The 2016 Blue Devil running back unit turned in three rushing touchdowns versus Georgia Tech, No. 23 Virginia Tech and No. 15 North Carolina, marking the first time in the Cutcliffe Era that Duke had three consecutive games with three or more ground scores. The group gained 227 yards versus No. 15 North Carolina, 227 yards versus No. 23 Virginia Tech and 254 at Georgia Tech, marking the first time during Cutcliffe's tenure that the Blue Devils had three consecutive games of 200 or more rushing yards against ACC foes.

Under Boyette's tutelage, Wilson led the Blue Devils with 623 rushing yards and added four touchdowns. He rotated with **Jela Duncan**, who produced 450 yards and six touchdowns in seven games. Wilson took over down the stretch after Duncan suffered a season-ending Achilles injury at Georgia Tech, and, during the final four games as the primary running back, rushed for 250 yards and two scores while losing just two yards on 61 carries. Prior to his injury, Duncan had a pair of 100-yard rushing games, including a career-high 121 yards and a touchdown at Notre Dame, helping Duke to a 38-35 victory in South Bend.

Duke's rushing attack was a highlight of the 2015 campaign as the Blue Devils ranked fifth in the ACC in ground yards per game (192.9), the team's highest average since 1977. Duke joined Clemson and North Carolina as the only squads in the league to rank among the conference's top five in rushing offense, passing offense, total offense and scoring offense. Under Boyette's direction, the Blue Devils utilized a three-back rotation including **Shaquille Powell** (542 yards & three touchdowns), **Duncan** (460 yards & four touchdowns) and **Wilson** (424 yards & three touchdowns).

To cap the 2015 season, both Duncan and Wilson earned spots on the *ESPN* All-Bowl Team following their performances in Duke's 44-41 overtime victory over Indiana in the New Era Pinstripe Bowl at Yankee Stadium. Duncan rushed for 109 yards on 13 attempts while Wilson electrified the crowd with an 85-yard touchdown run from scrimmage as well as a 98-yard kickoff return for a score.

During the 2014 season, his second as the running backs coach, Boyette guided Duke's stable of four backs to a combined 1,767 rushing yards. As a whole, Duke rushed for 2,364 yards and an average of 181.8 yards per contest. The Blue Devils tallied 20 or more rushing touchdowns in consecutive years for the first time since the 1994-95 seasons. Duke also had three players with five or more rushing touchdowns for just the fourth time in program history.

In 2014, Boyette mentored Wilson, who established the Duke single-game rushing record with a 245-yard performance against Kansas. Wilson's 245 yards marked the 29th-most by an ACC running back and his three touchdowns were the most by a Duke freshman. Wilson also became just the second player in Duke history to have two rushes of 68 or more yards in the same game. In the Hyundai Sun Bowl, Powell rushed for 119 yards, then the third-highest bowl game total in school history.

The rushing performances helped Duke finish 2014 averaging 32.38 points per game. It marked the first time in program history averaging 30.00 or more points for three straight years.

In 2013, Boyette directed Duke's running back unit for the first time as four Blue Devils – senior **Juwan Thompson**, junior **Josh Snead** and sophomores **Duncan** and **Powell** – shared the responsibility as the featured back. The foursome combined to rush for 1,905 yards and eight touchdowns while catching 34 passes for 288 yards and three additional scores.

Snead, who topped the 100-yard barrier three times on the season including a career-high 138-yard outing in Duke's 48-30 win over Miami and a 104-yard

performance in the Chick-fil-A Bowl against Texas A&M, led Duke in rushing with 651 yards while posting the fourth-highest single-season yards per carry average at 6.08.

The 2013 Blue Devil offense ranked among ACC leaders in scoring (5th; 32.8 ppg), total offense (4th; 426.1 ypg), rushing offense (5th; 178.0 ypg) and passing offense (6th; 248.1 ypg). On its way to the ACC Coastal Division championship, the 2013 Duke squad set a school record for total points (459) while becoming the first team in school history to post 25-plus rushing touchdowns and 25-plus passing touchdowns in the same season.

As a graduate assistant coach in 2012, Boyette was a part of a Blue Devil offensive staff that mentored Duke to a then school single-season record 410 points as it reached a bowl game for the first time since 1994. He worked primarily with the running backs as the trio of Thompson, Snead and Duncan combined to rush for 1,401 yards on 283 attempts, averaging 4.95 yards per carry.

Thompson, who signed a free agent contract with the NFL's Denver Broncos in May of 2014 and later was a member of Denver's Super Bowl 50 championship team, emerged as one of the most versatile backs in the league while Snead capped off the 2012 season by rushing for a then career-high 107 yards on 17 attempts in the Belk Bowl against Cincinnati. Duncan was an Honorable Mention Freshman All-America selection by *College Football News* in 2012 after becoming the ninth rookie to lead the Blue Devils in rushing.

A native of Wilson, N.C., Boyette lettered five seasons (2005-06-07-08-09) as a running back at Duke and served as team captain in both 2008 and 2009. Rushing 314 times for 1,202 yards and five touchdowns in his career, he became the 37th player in school history to reach the 1,000-yard mark on the ground. Boyette, who missed the 2008 campaign due to injury, twice led the Blue Devils in rushing, in 2006 and 2007. In addition, he caught 47 career passes for 294 yards and two touchdowns.

On October 22, 2005, Boyette matched the 10th-longest rushing attempt in Duke history with a 78-yard effort against Florida State en route to a career-best 123-yard performance. In 2008, Boyette was named to the American Football Coaches Association (AFCA) Good Works Team and represented Duke at the Sugar Bowl in New Orleans, La., on January 2, 2009.

Boyette, who graduated from Duke in 2009 with a degree in sociology, is married to the former Kristen Dial of Johnson City, Tenn., and they have one daughter, Makenna.



Jeff Faris

CO-OFFENSIVE COORDINATOR (QB)

10TH SEASON AT DUKE

DUKE, 2011

Former Blue Devil safety **Jeff Faris** joined the Duke staff in July of 2012 and serves as the Co-Offensive Coordinator and quarterbacks coach. Faris served as a graduate assistant coach for the 2012 and 2013 seasons before being promoted to assistant coach in March of 2014. He held that role until January of 2021, when he was elevated to his current position.

Throughout his time in Durham, Faris has coached the wide receivers (2014-17), tight ends (2018-20), and now the quarterbacks (2021-pres.). He also served as the offensive recruiting coordinator from 2017-20.

At the conclusion of last season, Faris saw senior tight end **Noah Gray** drafted by the Kansas City Chiefs in the fifth round of the 2021 NFL Draft. During his final campaign in 2020, Gray had 29 receptions for 285 yards and two touchdowns, ranking second among ACC tight ends for receptions. He also broke a 57-year-old program record in 2020 when he surpassed **Stan Crisson** to become Duke's career leader in receptions by a tight end (105).

Also in 2020, Faris guided **Jake Marwede** during his first full year of action. Marwede compiled 145 yards on 13 catches with a season long 55-yard touchdown reception, the first score of his career, coming against Virginia.

In 2019, Faris mentored Gray to Second Team All-America honors from the prestigious *Walter Camp Football Foundation* as well as Second Team All-ACC recognition. Gray finished with 51 receptions for 392 yards and three touchdowns. His 51 catches were a team-best and led all ACC tight ends while ranking second among Power 5 tight ends.

At the conclusion of the 2018 season, Faris was tabbed the *American Football Coaches Association (AFCA)* FBS Assistant Coach of the Year. The AFCA selected one assistant coach from each of the five divisions of college football for his dedication to his teams and communities. Each year, staff representatives from NCAA and NAIA football-playing schools are asked to nominate an assistant for consideration. From those nominations, the winners are selected by the AFCA Assistant Coach of the Year Committee. The honorees are assistant coaches who excel in community service, commitment to the student-athlete, on-field coaching success and AFCA professional organization involvement.

The 2018 season was Faris' first with the tight ends and he helped **Daniel Helm** and **Davis Koppenhaver** finish their Duke careers on high notes. Helm earned Third Team All-ACC and *Google Cloud Academic All-District III* first team honors and Koppenhaver set the Duke record for career touchdown receptions by a tight end. Helm went on to represent the Blue Devils at the NFL Combine in Indianapolis and signed a free agent contract with the Los Angeles Chargers. Koppenhaver also inked a free agent deal, signing with the Green Bay Packers.

Helm, who recorded the game-winning touchdown versus Miami on a two-yard catch from **Quentin Harris** to help Duke capture its first win at Miami since 1976, joined Boston College's Tommy Sweeney as the lone ACC tight ends to have registered 20 or more pass receptions, 200 or more receiving yards and two or more touchdown catches in 2016-17-18.

Koppenhaver caught seven touchdown passes in 2018, tying the Duke single-season record for receiving scores by a tight end. He also joined wide receiver **T.J. Rahming** (eight) and wide receiver **Johnathan Lloyd** (five) in forming the first trio in program history to each have five or more receiving scores in a season. Koppenhaver caught his 11th career touchdown pass versus North Carolina, surpassing **Stan Crisson** (1961-63) for the most in a career by a Duke tight end.

In 2017 as the wide receivers coach, Faris mentored Rahming to Honorable Mention All-ACC honors after he led the Blue Devils in both pass receptions (65) and receiving yards (795). The Powder Springs, Ga., native topped the 40-catch and 500-yard plateaus for the third consecutive season and became just the 10th player in Duke history to reach 2,000 receiving yards in a career. Duke's two other

starting wideouts – **Lloyd** and **Chris Taylor** – contributed 39 and 25 receptions, respectively.

The emergence of Rahming and Lloyd highlighted the 2016 season for Faris' unit as Rahming topped the team in receptions (70) and yards (742) while Lloyd was second in catches (34) and fourth in yards (301). Lloyd also tied for the squad lead in touchdown receptions with three. Redshirt senior **Anthony Nash** was a key contributor for the Blue Devils during the first seven games of the year before suffering a broken collar bone that ended his career. Nash, who signed an NFL free agent contract with the Denver Broncos, finished with 29 catches for 398 yards and two touchdowns, both at Notre Dame, helping Duke to a 38-35 victory.

The 2015 season featured **Max McCaffrey** as Duke's top receiving target as the senior wideout caught 52 passes for 643 yards and five touchdowns – all team highs for the season. McCaffrey, who signed an NFL free agent contract with the Green Bay Packers, finished his career with 117 receptions for 1,341 yards and 12 touchdowns. Rookie Rahming and redshirt junior Nash complemented McCaffrey by catching 43 and 32 passes, respectively. Rahming flourished on Duke's trip to Charlottesville, Va., by setting school freshman single-game records for pass receptions (12) and receiving yardage (190) against the Cavaliers. Nash enjoyed his best season in Durham by averaging a team-high 14.8 yards per reception and posting a pair of 100-yard games against Pittsburgh (101) and Virginia (104) in consecutive weeks.

In 2014, Faris guided senior **Jamison Crowder** to a record-breaking finish to the Monroe, N.C., native's career. Crowder ended his career with 283 receptions to match the Duke and ACC career records previously set by former teammate **Conner Vernon**. Crowder's 3,641 receiving yards marked the second most by a Blue Devil and ranked third in ACC history, behind only Vernon (3,749) and Florida State's **Rashad Greene** (3,830). In addition, Crowder joined Duke's **Clarkston Hines** (1987- 89) as the only ACC players with three 1,000-yard seasons and finished as the only player in ACC history to catch 100 or more passes in a season (108 receptions in 2013).

Crowder was a fourth-round choice of the Washington Redskins in the 2015 NFL Draft, becoming Duke's first wide receiver selected since Hines went in the ninth round to the Buffalo Bills in 1990.


Also in 2014, wideout **Issac Blakeney** turned in his best year as a Blue Devil and caught 47 passes for 559 yards and a team-high seven touchdowns. Blakeney agreed to terms with the NFL's San Francisco 49ers following the season.

In 2013, Faris worked alongside **Scottie Montgomery** with Duke's wide receivers as the Blue Devil offense ranked among ACC leaders in scoring (5th; 32.8 ppg), total offense (4th; 426.1 ypg), rushing offense (5th; 178.0 ypg) and passing offense (6th; 248.1 ypg). On its way to the ACC Coastal Division championship, the 2013 Duke squad set a school record for total points (459) while becoming the first team in school history to post 25-plus rushing touchdowns and 25-plus passing touchdowns in the same season.

Faris graduated from Duke in 2011 with a degree in economics. In 2009, he earned the **Mike Suglia Award**, an honor presented annually to the sophomore member of the Duke football program who best exemplifies the academic and athletic qualities of the late **Mike Suglia**.

In 2011, Faris received the **Micah Harris Trinity Teammate Award**, which is presented each season to a Duke player who displays the traits of a true teammate – character, unselfishness, compassion and pride. In the spring of 2011, Faris was honored by the ACC with a Top 6 For Service award.

Faris, a native of Knoxville, Tenn., earned a master's degree in economics from Duke in 2012 and a master's degree in Christian studies in 2013. He is married to the former **Natalie Scarbrough** of Clinton, Tenn.



Matt Guerrieri

CO-DEFENSIVE COORDINATOR (S)

10TH SEASON AT DUKE

DAVIDSON, 2011

Matt Guerrieri joined the staff in July of 2012 and serves as a Co-Defensive Coordinator, guiding Duke's safeties. Guerrieri served as a graduate assistant coach with the Blue Devils for his first three seasons before being promoted to assistant coach in January of 2015. Following the 2017 season, he was named Duke's Co-Defensive Coordinator. He also served as the Blue Devils defensive recruiting coordinator from 2017-20.

With Guerrieri on the staff over the past nine seasons, the Blue Devils have compiled 59 wins, captured the 2013 ACC Coastal Division championship and made six bowl appearances. Guerrieri coached Duke's safeties over the past eight campaigns, where he aided in the development of **Jeremy Cash**, a three-time All-America choice, **DeVon Edwards**, an All-ACC selection in both 2014 and 2015, **Jeremy McDuffie**, an all-league choice in 2017, **Dylan Singleton**, who earned All-ACC accolades in 2018 and **Michael Carter II**, a 2020 all-league selection.

In Cash and Edwards, Guerrieri mentored two of the most decorated players in Duke gridiron history. After earning Second Team All-America honors in each of his first two seasons at Duke, Cash, the Jim Tatum Award recipient as the ACC's top football senior student-athlete, became the program's latest unanimous first team pick as a senior and went on to represent the Blue Devils at the Reese's Senior Bowl in Mobile, Ala., as well as the NFL Combine in Indianapolis, Ind. In addition to earning All-ACC honors in the defensive backfield, Edwards was a three-time All-America choice as a return specialist, an Academic All-America selection and National Scholar-Athlete Award recipient from the *National Football Foundation*.

At the conclusion of the 2020 season, Guerrieri was tabbed one of three finalists for the *American Football Coaches Association (AFCA)* FBS Assistant Coach of the Year. Each year, staff representatives from NCAA and NAIA football-playing schools are asked to nominate an assistant for consideration. From those nominations, the winners are selected by the AFCA Assistant Coach of the Year Committee. The honorees are assistant coaches who excel in community service, commitment to the student-athlete, on-field coaching success and AFCA professional organization involvement.

Last year, Guerrieri mentored Carter II to third team All-ACC honors. Carter II, who was selected by the New York Jets in the fifth round of the 2021 NFL Draft, finished his four-year career with 135 tackles, 7.5 tackles for loss, 1.5 sacks, four interceptions, 24 pass breakups, one caused fumble, one fumble recovery and one quarterback pressure. While playing 2,581 career snaps, he tallied two-plus tackles in 30 games, including a career-high nine stops against Alabama in 2019. His 24 career pass breakups placed him tied with **Quinton McCracken** (1988-91) for 10th all-time in program history.

Another Guerrieri product who concluded his Blue Devil career in 2020 was **Marquis Waters**, who finished second on the team with 71 tackles. He also added 7.0 tackles for loss, 1.0 sacks, seven pass breakups, and two quarterback pressures. In the ACC, he ranked 21st in tackles, averaging 6.5 per game.

In 2019 under Guerrieri's tutelage, the Duke secondary posted another impressive year. He guided a group, led by upperclassmen Singleton, Carter II and Waters, that ranked third in the ACC in pass defense, allowing just 199.0 passing yards per game. The Blue Devils pass defense efficiency rating was also top-five in the conference at 123.8.

Singleton, a team captain, finished second on the team and 11th in the ACC with 87 tackles on the year, while Waters and Carter II compiled 73 and 53 for third and fifth, respectively, on the Blue Devils' squad. Carter II and Johnson, another one of Guerrieri's mentees, tied for 18th in the conference with nine passes defended as well. Leading Duke in interceptions were Johnson, Waters and **Jalen Alexander**, who each finished with two. After the season, Carter II and Waters both garnered *Pro Football Focus (PFF)* Honorable Mention nods as a cornerback and safety, respectively, on the ACC Team of the Year.

The 2018 season saw an injury-riddled Blue Devil team repeatedly bounce back as four starters were lost to season-ending injuries. Guerrieri relied on Singleton, who was playing at a potential All-America level, before fracturing his ankle against North Carolina. Singleton earned Honorable Mention All-ACC honors after finishing with 73 tackles, 2.0 tackles for lost yardage, two forced fumbles, one fumble recovery and one pass breakup. The Dacula, Ga., product was tabbed the ACC Defensive Back of the Week after helping Duke to a 40-27 victory at Baylor in the third week of the season.

Guerrieri oversaw three of the team's top five leading tacklers in 2018 in Singleton, Waters (68) and Johnson (59). Johnson, a redshirt freshman, played in all 13 games and started nine for the Blue Devils. His campaign was highlighted by a 53-yard interception return for a touchdown at Baylor as well as a pair of sacks at Georgia Tech as Duke won 28-14.

The secondary excelled in October and early November as Duke held four consecutive opponents (Miami, Pittsburgh, Virginia and Georgia Tech) to fewer than 200 passing yards, the longest streak for the Blue Devils since five consecutive from September 12-October 10, 2015. It was the first time Duke has accomplished the feat against four consecutive Power 5 programs since October 10-November 7, 2009.

In 2017, Duke's safeties were instrumental parts of a defense that ranked among the ACC leaders in opponent pass completion percentage (2nd), scoring defense (3rd), pass defense (3rd) and total defense (4th) as the Blue Devils yielded 25 or fewer points in 11 of 13 contests. McDuffie was a Third Team All-ACC pick and Jim Thorpe Award semifinalist after posting 58 tackles, three interceptions and nine pass breakups while **Alonzo Saxton II** ranked second on the team with 91 total tackles. Displaying its enhanced depth, Duke's back end also received significant contributions from **Jordan Hayes** (50 tackles), Singleton (42 tackles), Waters (22 tackles) and Carter II (18 tackles).

The Blue Devils allowed just 20.23 points per game, marking the program's lowest total since 1977, and surrendered more than 24 points just twice. The Blue Devils limited their final five opponents (Virginia Tech, Army West Point, Georgia Tech, Wake Forest and Northern Illinois) to 13 total points after intermission and zero in the fourth quarter. Playing in its fifth bowl game in the past six seasons, Duke set or equaled Quick Lane Bowl records for fewest points allowed (14) and fewest rushing yards surrendered (65) as the Blue Devils earned a 36-14 victory over Northern Illinois at Ford Field in Detroit, Mich., on December 26, 2017.

Guerrieri's safety unit was led in 2016 by **Deondre Singleton**, **Corbin McCarthy** and **Saxton II**. The trio finished third, fourth and fifth on the team in tackles as Deondre Singleton booked 60, McCarthy 59 and Saxton II 53. Deondre Singleton topped Duke with three interceptions, picking off his final one against No. 15 North Carolina in the third quarter. At Notre Dame, Deondre Singleton intercepted a DeShone Kizer pass with 5:11 to play and the game tied, 35-35, to set up rookie **AJ Reed**'s game-winning 19-yard field goal. McCarthy took over at strike safety for Cash, the 2015 ACC Defensive Player of the Year, and led the Blue Devils with 12.0 tackles for lost yardage. When Edwards went down with a career-ending knee injury during the fourth game of the year at Notre Dame, Guerrieri readied Saxton II to take over the starting position and watched him recover a fumble in two of the last seven contests and seal the victory against No. 15 North Carolina with an interception with 1:02 remaining.

The 2015 ACC Defensive Player of the Year, Cash finished his Duke career with 336 tackles, 38.0 tackles for loss, 8.0 sacks and six interceptions. As a junior in 2014, he was the only defensive back in the nation to post 100-plus tackles, 10.0-plus tackles for loss and 5.0-plus quarterback sacks and, as a senior, was a finalist for both the Nagurski Trophy (national player of the year) and Thorpe Award (top defensive back in the nation).

Edwards enjoyed another banner season in 2015 by recording 101 tackles, 2.0 tackles for loss, one interception and six pass breakups while establishing the school single-season record for kickoff returns for touchdowns with three.

As Duke went 9-4 and earned a berth in the 81st Hyundai Sun Bowl in 2014, the Blue Devils ranked among the nation's leaders in third down defense (15th), pass efficiency defense (23rd) and scoring defense (24th). Both Edwards (7th; 0.38) and Cash (17th; 0.31) ranked among the nation's top 20 in caused fumbles per game while Edwards placed 19th in the country in solo tackles per game (5.9). In the ACC, Edwards ranked third in total tackles per game (10.23) while Cash was eighth (8.54). Duke's third starting safety, Deondre Singleton, finished the year with 70 tackles and seven pass breakups.

In 2013, the Blue Devils recorded 26 takeaways and their average points allowed in the fourth quarter (4.64) ranked second in the conference, trailing only eventual national champion Florida State. In addition, Duke won all four of its road ACC games by allowing an average of 19.5 points per contest in victories over North Carolina, Virginia, Virginia Tech and Wake Forest.

Before joining the Blue Devils, Guerrieri served as a defensive graduate assistant coach at Lenoir-Rhyne University in 2011, helping coach the secondary and the outside linebackers. He assisted in guiding the Bears to the 2011 South Atlantic Conference championship and coached safety Michael Green to all-conference and all-region honors.

Guerrieri was a three-year letterman on the gridiron at Davidson College, where he started at safety. He served as senior captain for the Wildcats and was a three-time All-Pioneer Football League Honor Roll selection.

Guerrieri, who graduated from Davidson in 2011 with a degree in sociology, earned a master's degree in Christian studies from Duke in 2014. He is married to the former Alex Thompson of Asheville, N.C., and the couple have one son, James.



Kirk Benedict

SPECIAL TEAMS COORDINATOR

DEFENSIVE ASSISTANT

RECRUITING COORDINATOR [Defense]

8TH SEASON AT DUKE

DAVIDSON, 2010

Kirk Benedict joined the Blue Devil coaching staff in June of 2014 and serves as the Special Teams Coordinator and Recruiting Coordinator [defense] while aiding the defensive staff.

Before being elevated to his current role, Benedict spent three seasons (2018-20) as an assistant coach mentoring the special teams unit and assisting on defense. In 2016 and 2017, he served as a graduate assistant coach while working primarily with the offense and the entire special teams operation. Prior to that, he served as an operations assistant working with the special teams units during the 2014 and 2015 seasons.

In 2020, Benedict coached first-year starters in kicker **Charlie Ham** and punter **Porter Wilson**. Ham, a 2020 semifinalist for the Lou Groza Award, finished the year making 13-of-15 field goal attempts, with a season-long 47-yarder coming against Virginia. He was tied for second in the ACC and tied for 13th nationally with a 86.7 field goal percentage. The Atlanta, Ga., native led Duke in scoring with 69 total points.

Wilson, a second team Freshman All-America selection by *The Athletic* and a Ray Guy Award semifinalist, punted 53 times for 2,276 yards for an average of 42.94 yards. His first career punt against Notre Dame went 60 yards while 21 boots were downed inside the 20 yard line against just two touchbacks. Wilson was one of just three punters in the ACC with at least 10 punts of 50-plus yards and at least 20 punts downed inside the 20 yard line. The Fairlawn, Ohio, product was one of only three punters to rank among the league's top 10 in punting average with 45-plus boots against two-or-less touchbacks.

In addition to Ham and Wilson, freshman **Isaiah Fisher-Smith** made an immediate impact on Duke's special teams in 2020. The Greensboro, N.C., native blocked two punts on the year against Charlotte and N.C. State. He became the first player at Duke to block multiple kicks in a single season since **Mike Ramsay** did so in 2017.

Duke's punt return defense was also a point of emphasis for Benedict and the special teams unit in 2020. The Blue Devils' punt return coverage team limited its opponents to a mere 12 punt return yards on 16 attempts (0.75 yards per return).

In 2019, Benedict mentored **Damond Philyaw-Johnson**, **Austin Parker**, and **AJ Reed** to postseason honors. Philyaw-Johnson, a return specialist, earned All-America accolades from *Phil Steele* while also garnering Second Team All-ACC honors. Both Parker and Reed earned Honorable Mention All-ACC recognition as a punter and kicker, respectively.

Philyaw-Johnson registered 549 yards on 17 kickoff returns for an average of 32.29 with two touchdowns. He matched the NCAA single-game record with two kickoff returns for touchdowns against Wake Forest and was named ACC Specialist of the Week following the performance. His 251 kickoff return yards versus the Demon Deacons marked the highest single-game total in school history, while his 98-yard scoring return in the contest tied him with **Shaun Wilson** for the 10th longest return in program history.

Parker punted 66 times for 3,018 yards (45.73) and had 24 kicks downed inside the opponent 20-yard line against six touchbacks. His season punting average placed second on the Duke single-season chart and seventh in ACC lore. He posted a career long punt of 72 yards against Syracuse, which matched the 10th-longest boot in Duke history. The Mount Pleasant, N.C., native finished with 26 punts of 50-plus yards on the year for the third-highest total in the ACC. He also finished fourth in the ACC and 13th in the country with a 45.70 punting average.

Reed recorded 79 points on 15-of-18 (.833) field goals and 34-of-34 (1.000) PAT conversions. He converted on a career-long field goal of 51 yards against Syracuse and was the only ACC kicker with three field goals of 49-plus yards in 2019. The Prattville, Ala., native was also one of just two ACC kickers with multiple

field goals of 50-plus yards. He finished the season tied for 27th in the country with a .833 field goal percentage. The Lou Groza Award semifinalist posted nine straight field goals throughout the season as well.

Benedict also mentored **Josh Blackwell**, who served as Duke's top punt returner, finishing with 142 yards on 13 attempts. Blackwell ranked second in the ACC with a 10.9 punt return average.

The 2018 campaign was Benedict's first as a full-time coach with the Blue Devils, taking over special teams duties and working with Duke's defense. Benedict helped first-year kicker **Collin Wareham** finish the campaign making 9-of-13 field goals and 49-of-51 extra points while punter Parker averaged 41.4 yards per boot. Wareham's 49 PATs are the third most in a year for a Blue Devil. Parker finished with 23 punts downed inside the opponent 20-yard line after concluding the 2017 season with just 10 punts inside the 20.

Duke's kickoff coverage unit again ranked among the top in the ACC, finishing third in the league and 44th nationally with 19.7 yards per runback allowed.

In 2017, Benedict worked alongside assistant coach **Jim Bridge** on special teams as Duke ranked among the ACC's top five in field goals (t3rd), kickoff coverage (4th), field goal percentage (4th) and kickoff returns (5th). Offensively, the Blue Devils utilized a balanced attack featuring quarterback **Daniel Jones**, who threw for over 2,500 yards for the second straight season, and the running back tandem of **Brittain Brown** and **Wilson**, who combined to rush for 1,519 yards and 13 touchdowns.

In 2016, the Blue Devils' kickoff unit ranked third in the ACC and 12th nationally while the coverage unit allowed 18.67 yards a runback, fourth best in the league and 25th in the country. On offense, the Blue Devils were led by Jones, who finished second in the balloting for ACC Rookie of the Year honors after setting or matching 23 school records including most total offensive yards by a freshman (3,322).

During the 2015 campaign, Benedict assisted **Zac Roper** with the special teams operation as two Blue Devils were All-America selections in return specialist **DeVon Edwards** and kicker **Ross Martin**. Edwards set a school single-season record with three kickoff returns for touchdowns while Martin, who finished his career with the second most total points in ACC history, established Duke single-season standards for both total points (120) and field goals (26). In addition, punter **Will Monday** garnered All-ACC honors for the fourth consecutive season.

Martin was selected to participate in both the East-West Shrine Game and Senior Bowl while Monday, also an East-West Shrine Game choice, earned an invitation to the NFL Scouting Combine in Indianapolis, Ind. Both Martin (New York Jets) and Monday (Pittsburgh Steelers) signed NFL free agent contracts.

In 2014, Benedict and Roper oversaw four All-America special teams performers. Punt returner **Jamison Crowder** picked up Second Team All-America accolades from *Lindy's* while Edwards, Monday and Martin all were honorable mention choices by *Sports Illustrated*.

A native of Fairfax, Va., Benedict was a two-time All-Pioneer Football League fullback at Davidson College before graduating with a degree in political science in 2010. He was tabbed the program's offensive MVP as a senior in 2009.

Following his graduation from Davidson, Benedict was commissioned as an officer in the U.S. Army and graduated from the Army Reconnaissance Course in 2011. He was stationed in Germany from 2011-14, serving as a Reconnaissance Platoon Leader and Troop Executive Officer in the 2nd Cavalry Regiment. Benedict also served two deployments to Afghanistan (2011, 2013-14) before exiting the army at the rank of captain.

Benedict is married to the former Molly Battle and the couple have one daughter, Nora.



Greg Frey

ASSISTANT COACH (OL)

RECRUITING COORDINATOR [Offense]

2ND SEASON AT DUKE

FLORIDA STATE, 1996

Greg Frey joined Blue Devil program as an assistant coach of the offensive line in January of 2020. He added offensive recruiting coordinator duties in January of 2021.

Frey brought over two decades of coaching experience to Durham, including 12 seasons as an offensive line coach at Power 5 institutions. Throughout his coaching tenure, he has helped more than 21 student-athletes to NFL careers and mentored 21 all-conference honorees.

During his first year on Duke's staff, Frey mentored rookie center **Graham Barton** Freshman All-America honors from *The Athletic*. Barton became Duke's starting center midway through the season following injuries to both **Jack Wohlabaugh** and **Will Taylor**.

Following the 2020 season, right tackle **Devery Hamilton** signed an NFL free agent contract with the Las Vegas Raiders.

In 2020, Duke's offensive line created paths for running backs **Mataeo Durant** and **Deon Jackson** to record four and two games with 100-plus rushing yards, respectively. Durant, who led Duke in rushing yards with 817, averaged 6.8 yards per attempt to post the fourth-highest average in Blue Devil history.

Frey came to Duke after a one-season stint (2019) at Florida as a quality control analyst.

Prior to his time with the Gators, Frey served one season (2018) as the run game coordinator and offensive line coach at his alma mater, Florida State, where he was a member of the Seminoles' 1993 national championship team. Under Frey's direction, the Florida State line blocked for an offense that compiled 4,334 yards and 31 touchdowns in 2018.

Prior to returning to Tallahassee, Fla., Frey spent the 2017 season as Michigan's run game coordinator, while also coaching the tackles and tight ends. That season, Frey's group helped the Wolverines rank fourth in the Big Ten in rushing by averaging 177.7 yards per game on the ground with 26 rushing touchdowns. In addition, Michigan ranked third in the conference and 20th in the NCAA in time of possession. Offensive tackle **Mason Cole** earned Second Team All-Big Ten honors and established the school record for career starts by an offensive lineman with 51.

Also in 2017, the Michigan tight ends combined to catch 54 passes for 697 yards and five touchdowns. **Sean McKeon** led the Wolverines in receiving with 31 receptions for 301 yards and hauled in a team-high three touchdowns, while **Zach Gentry** was second on the team with 303 receiving yards on 17 receptions with two scores. McKeon and Gentry both earned Honorable Mention All-Big Ten honors, and six Wolverine tight ends earned spots on the Academic All-Big Ten Team.

From 2011-16, Frey spent six years coaching the offensive line at Indiana. With the Hoosiers, he also served as the run game coordinator for the 2012 and 2013, co-offensive coordinator in 2014 and 2015 and assistant head coach in 2016. In 2015, Frey was nominated for the prestigious Broyles Award, an honor presented annually to college football's top assistant coach.

While with the Hoosiers, Frey mentored some of the best offensive lines in Indiana gridiron history. Guard **Dan Feeney** was a two-time All-America selection, earning first team accolades in 2015 and second team honors in 2016 despite missing significant action due to injury. Tackle **Jason Spriggs** earned First Team All-America status as well and became the program's first Outland Trophy semifinalist in 2015. That season, the duo became just the sixth pair of teammates, and first in school history, to be First Team All-America picks in the same campaign. Spriggs was chosen in the second round of the 2016 NFL Draft by the Green Bay Packers, and Feeney was a third-round selection of the Los Angeles Chargers one season later.

In 2015, Frey's offensive line blocked for one of the most prolific and balanced offenses in NCAA history as Indiana became just the fourth FBS team with one 3,500-yard passer, two 1,000-yard rushers and one 1,000-yard receiver. In addition, the Hoosiers became the first Big Ten team since Ohio State in 1995 to lead the conference in total offense, scoring offense and passing offense.

Frey spent three (2008-09-10) seasons as the offensive line coach at Michigan and helped the Wolverines amass a school-record and Big Ten-leading 6,353 total offensive yards in 2010. Spearheaded by quarterback **Denard Robinson's** Big Ten single-season record 4,272 yards of total offense, the Wolverines boasted a balanced attack by averaging 250.2 passing yards and 238.5 rushing yards per game.

Also during his first Michigan stretch, Frey mentored All-Big Ten honorees **Taylor Lewan**, **David Molk**, **Patrick Omameh**, **Stephen Schilling** and **Michael Schofield**. Lewan was a two-time Big Ten Offensive Lineman of the Year choice and was selected 11th overall in the 2014 NFL Draft by the Tennessee Titans while Molk won the Rimington Trophy before being drafted by the San Diego Chargers.

In 2007, Frey served as the offensive line coach at West Virginia and helped the Mountaineers to an 11-2 overall record, the Big East championship and a Fiesta Bowl victory. The offensive line, anchored by All-America pick **Ryan Stancheck** and First Team All-Big East choice **Greg Isdamer**, blocked for an explosive offense led by Big East Offensive Player of the Year **Pat White**. The Mountaineers rushed for 297.2 yards per game, the third-highest average in the nation, ranked ninth in the country in scoring (39.6 points per game) and averaged 456.2 yards of total offense per game to rank 15th nationally.

Frey spent the first 11 years (1996-06) of his collegiate coaching career as part of the first staff at USF, which began its program in 1997. After spending three seasons as a graduate assistant and serving as the Bulls' defensive line coach in 1999, Frey shifted to the offensive line for his final seven seasons in Tampa. In his time with South Florida, the Bulls were 70-43 and participated in the first two bowl games in program history.

USF's 2005 squad established single-season school records with 2,436 rushing yards and an average of 203.0 yards per game on the ground. In 2001, the Bulls set school single-season records for pass completions (273) and passing yards per game (273.2).

Under Frey's direction, USF linemen earned six all-conference accolades despite the Bulls only being in a conference for his last four seasons. The group included offensive tackle **Kenyatta Jones**, who became the first USF player to be drafted when the New England Patriots selected him with the first pick in the fourth round of the 2001 NFL Draft.

Frey lettered three seasons (1993-94-95) as an offensive lineman at Florida State, helping the Seminoles to a three-year ledger of 32-4-1 with the 1993 national crown, three ACC championships, three bowl wins (18-16 over Nebraska in the Orange Bowl on January 1, 1994; 23-17 over Florida in the Sugar Bowl on January 1, 1995; 31-26 over Notre Dame in the Orange Bowl on January 1, 1996) and three top-5 finishes in the *Associated Press* national poll.

A native of Clearwater, Fla., Frey graduated from Florida State in 1996 with degrees in interdisciplinary social science and political science. He and his wife, **Andrea**, have two sons, **Cameron** and **Drew**.



Calvin Magee

ASSISTANT COACH (RB)

1ST SEASON AT DUKE

SOUTH FLORIDA, 1990

Calvin Magee joined the Duke staff in January of 2021 and serves as an assistant coach mentoring the running backs.

Magee, a former NFL tight end with over two decades of collegiate coaching experience, comes to Durham after coaching the tight ends at Ole Miss in 2019. His coaching career also includes stints at South Florida (1996-2000), West Virginia (2001-07), Michigan (2008-10), Pittsburgh (2011), Arizona (2012-17) and New Mexico (2018). Magee served as offensive coordinator during respective tenures at West Virginia, Michigan, Pittsburgh, Arizona and New Mexico.

During his time in Oxford, Miss., Magee coached tight ends Octavius Cooley and Jason Pellerin to over 100-yards receiving, respectively, in 12 games. In his one-year stint at New Mexico as the team's offensive coordinator and running backs coach, Magee mentored Tyrone Owens to 687 rushing yards and six touchdowns. Under Magee's guidance that year, the Lobos offense averaged 330.0 yards per outing and recorded 38 total touchdowns.

In his six years at Arizona serving at different times in the role of co-offensive coordinator, associate head coach, tight ends coach and running backs coach, the Wildcats established the school's single-game records for team scoring, total offense and rushing offense. In addition, Arizona produced three of its 10 highest single-game rushing performances and ranked third nationally in rushing in 2017 at 309.3 yards per game.

Prior to Arizona, Magee spent the 2011 season as the assistant head coach and co-offense coordinator at Pittsburgh. While with the Panthers, Magee saw Pittsburgh participate in 2011 BBVA Compass Bowl. He also mentored running back Ray Graham to First Team All-Big East honors after he led the offense with 958 rushing yards and nine touchdowns.

During his three seasons at Michigan (2008-10), Magee served as the associate head coach, offensive coordinator and running backs coach. He helped led the Wolverines to 15 wins and an appearance in the 2010 Progressive Gator Bowl.

While at West Virginia (2001-07), Magee coached the running backs before adding offensive coordinator (final three seasons) and assistant head coach (2007) to his job title. Magee helped the Mountaineers to a 60-26 ledger and four Big East Conference titles during that stretch. West Virginia were Big East Champions in 2003, 2004, 2005 and 2007 while appearing in two BCS bowls - the 2005 Sugar Bowl and the 2007 Fiesta Bowl.

Magee began his coaching career at South Florida where he mentored the tight ends (1996), running backs (1997-98) and served as running game coordinator his final two years (1999-2000).

Magee was an All-America tight end at Southern University, earning first-team honors in 1983 and 1984. He led the Jaguars each of his four seasons (1981-82-83-84) and was MVP of the 1985 Freedom Bowl. A three-time All-Southwestern Athletic Conference selection, he was inducted into the Southern University Hall of Fame in 2000.

Following his playing tenure at Southern, he had a five-year stint in the National Football League with the Tampa Bay Buccaneers (1985-89).

A native of New Orleans, Magee earned a bachelor's degree from the University of South Florida in 1990. He and his wife, Rosie, have two daughters, Jade and Jasmine, a son, Bryson, two grandsons and a granddaughter.



Sam McGrath

ASSISTANT COACH (LB)

7TH SEASON AT DUKE

BROWN, 2012

Sam McGrath joined the Duke coaching staff in July of 2015 and is in his first year as an assistant coach after being elevated to coach the Blue Devil linebackers in January of 2021. Prior to that, he spent three seasons in a defensive quality control role, while also serving three years as a graduate assistant coach, working primarily with the linebackers.

McGrath worked closely with assistant coach **Lanier Goethie** in 2020, where the duo mentored a youthful linebackers unit. **Shaka Heyward**, during his first full year in a starting role, led the team and ranked 12th in the ACC in tackles with 80. The Hoschton, Ga., native finished behind defensive ends **Chris Rumph II** and **Victor Dimukeje** in tackles for loss with 8.5 on the year. Heyward posted two games with double digit tackles, including a 12-tackle performance in a victory over Charlotte. At Georgia Tech, he accounted for eight points by recovering a muffed punt for a touchdown and tackling a Yellow Jacket ball carrier in the end zone for a safety.

McGrath also helped mentio **Dorian Mausi** during his first season at Duke. Mausi made three starts but saw action in all 11 games and the Detroit, Mich., native finished his rookie season with 29 tackles, 2.0 tackles for loss, 1.5 sacks and one quarterback pressure. He also returned a blocked punt 32 yards for a touchdown against N.C. State.

In 2019 while helping with the Blue Devil defense, McGrath saw Duke rank third in the ACC in pass defense, allowing just 199.0 passing yards per game. The Blue Devils' pass defense efficiency rating ranked fifth in the league and 40th nationally as well. Safety **Dylan Singleton**, a team captain, finished second on the team and 11th in the ACC with 87 tackles.

In 2016, 2017 and 2018, McGrath's primary focus was with the linebackers, where Duke produced a pair of award honorees in **Ben Humphreys** and **Joe Giles-Harris**. Humphreys was an All-ACC selection in 2016 and 2018 while Giles-Harris garnered All-America accolades in 2017 as well as first team all-league honors in 2017 and 2018. Giles-Harris became Duke's first linebacker with two First Team All-ACC honors since **Mike Junkin** in 1985 and 1986.

Depth was key to Duke's 2018 defensive unit as the squad lost four defensive starters throughout the course of the campaign, including Humphreys and Giles-Harris for the Walk-On's Independence Bowl. The Blue Devils shut out the Owls in the second half in Shreveport, La., marking the sixth time during the season Duke blanked a team in a half, and secured their third consecutive bowl victory. Despite the multitude of injuries, Duke finished with consecutive years of holding opponents to 201 or fewer passing yards a contest for the first time since 2004-05.

In 2017, the Blue Devil defense proved to be one of the best in the ACC, ranking among the league's leaders in both scoring defense (third) and total defense (fourth).

During his first year at Duke, McGrath assisted a defensive unit that produced a trio of 100-tackle performers with linebacker **Dwayne Norman** (114), safety **DeVon Edwards** (101) and safety **Jeremy Cash** (101). Led by Cash, the 2015 ACC Defensive Player of the Year, Duke was the only team in the league with three players over the 100-tackle mark, and one of only two nationally, joining Tulsa.

A native of Longmeadow, Mass., McGrath previously worked at Wagner College (2014) as an outside linebackers/safeties coach, at Stevenson University (2013-14) as a graduate assistant coach and at Fairleigh Dickinson University (2012) as an outside linebackers coach and assistant special teams coordinator.

McGrath graduated from Brown in 2012 and earned a master's degree from Stevenson in 2014. He earned a master's degree in Christian studies from Duke in 2017.

McGrath is married to former Duke diver **Abby Johnston**, who won a silver medal in the synchronized three-meter springboard competition at the 2012 London Olympics and participated in the 2016 Rio Olympics as an individual 3-meter diver. The couple have two daughters, Rosemary and Elaine.



Quinn Billerman

GRADUATE ASSISTANT COACH (OFFENSE)

1ST SEASON AT DUKE

NORTH CAROLINA CENTRAL, 2015

Quinn Billerman joined the Duke coaching staff in February of 2021 and serves as a graduate assistant coach working primarily with the quarterbacks.

Prior to that, Billerman spent three seasons (2018-20) on staff at Rice University as an offensive quality control coach. While with the Owls, Billerman mentored quarterback Mike Collins to honorable mention all-conference honors.

Before joining the Rice staff, he spent two years as a graduate assistant coach at his alma mater N.C. Central University where he worked with the quarterbacks and the wide receivers. While in Raleigh, Billerman helped coach the Eagles to the 2016 MEAC Championship, while mentoring quarterback Malcolm Bell to sign a professional contract with the Winnipeg Blue Bombers of the Canadian Football League (CFL).

Billerman began his playing career at New Mexico Military Institute, where he was a two year starter. Before leaving, he set the program's record for yards (2,962) and touchdowns (34) in a single season (2013) and led the Broncos to a win over Arizona Western in the El Toro Bowl.

Billerman transferred to N.C. Central University prior to the 2014 season and helped the Eagles win back-to-back MEAC titles (2014 & 2015) along with a berth in the 2016 Air Force Reserve Celebration Bowl.

A native of Raleigh, N.C., Billerman graduated in 2015 from N.C. Central University and was named a National Football Foundation Bill Dooley Chapter University Scholar-Athlete.



Austin Davis

GRADUATE ASSISTANT COACH (OFFENSE)

2ND SEASON AT DUKE

DUKE, 2016

Former Duke captain Austin Davis joined the Blue Devil coaching staff in May of 2019 and serves as a graduate assistant coach working primarily with the offensive line.

In 2020, Davis mentored rookie center Graham Barton to Freshman All-America honors from *The Athletic*. Barton stepped into a starting role after season-ending injuries to both of Duke's previous starting centers, Jack Wohlabaugh and Will Taylor. Davis also worked with Devery Hamilton, who signed an NFL free agent contract with the Las Vegas Raiders in April 2020, after his lone season in Durham.

In his first season on staff, Davis worked with Duke's offensive line as the Blue Devils ranked fifth in the ACC in sacks allowed and 15th nationally in tackles for loss surrendered. Center Wohlabaugh garnered honorable mention All-ACC honors while the offensive line was named to the Midseason Honor Roll for the Joe Moore Award for the Most Outstanding Offensive Line Unit in the nation.

A two-year starter at center for the Blue Devils, Davis earned a third team All-ACC citation in 2017 and was a member of the ESPN ACC All-Bowl Team following Duke's victory over Northern Illinois in the Quick Lane Bowl. The Mansfield, Texas, product played in 38 games including 25 consecutive starts to close his career. He

was on the field for 1,987 career snaps and served as a team captain as a senior.

During his four years with the Blue Devils, Davis helped Duke to 28 wins, three bowl game appearances (2014 Hyundai Sun Bowl, 2015 New Era Pinstripe Bowl and 2017 Quick Lane Bowl) and two bowl victories. He was the program's Dan "Tiger" Hill Award recipient as the most outstanding offensive lineman his final two seasons.

Davis capped his career with a 36-14 victory over Northern Illinois in the Quick Lane Bowl, providing protection and opening lanes for MVP Daniel Jones to complete 27-of-40 (.675) passes for 252 yards and two touchdowns and rush for a game-high 86 yards and one score. During the contest, the Blue Devils set or matched Quick Lane Bowl team records for total touchdowns (5), total first downs (27), rushing attempts (52), rushing TDs (3), total plays (92) and time of possession (38:21).

Davis, who was an Academic All-ACC pick in 2016 and 2017, graduated from Duke in December 2016, with a degree in political science.



Dan Hicks

FOOTBALL ANALYST (DEFENSE)

2ND SEASON AT DUKE

FDU FLORHAM, 2013

Dan Hicks joined the Duke coaching staff in July of 2020 and serves as a Football Analyst working primarily with the defense.

In his first season in Durham, Hicks helped mentor Michael Carter II to third team All-ACC honors before being selected in the fifth round of the 2021 NFL Draft by the New York Jets. Carter II finished his senior campaign tied for ninth in the ACC in passes defended with 10 and earned a season best eight tackles against Charlotte. Hicks also worked with safety Marquis Waters and cornerbacks Jeremiah Lewis and Leonard Johnson. Waters finished second on the team with 71 tackles, while Lewis and Johnson chipped in with 46 and 23 tackles, respectively. Lewis also finished tied for first in the ACC in passes defended with 12.

Hicks spent the 2019 season as a wide receivers coach and recruiting coordinator at American International College, where he helped freshman Kequan Jamison to All-Rookie Team honors. Hicks was also integral in improving AIC's overall record that year to 4-6-1 after the team finished 1-8 the year prior. He also spent time assisting on special teams, working primarily with the kick/punt returners.

Prior to moving to Massachusetts, Hicks spent two seasons at his alma mater Harrison High School in Harrison, N.J., serving as the offensive coordinator (2017) and head coach (2018).

While at the helm of the Blue Tide program, Hicks mentored Mateo DeSosa to become the program's first All-State quarterback in 30 years, along with setting single-season records in completions, passing yards, total yards. He also guided Chris Mendez to the school's single-season reception record at 62.

Hicks concluded the year, leading Harrison to a 5-5 record, the program's most successful season in the previous 30 years.

For three seasons from 2013-15, Hicks served as the offensive coordinator at Kearny High School in Kearny, N.J. While there, he assisted in posting one of the best records in program history at 4-6.

Hicks, a Harrison, N.J., native graduated from Fairleigh Dickson University - Florham in 2013 with a degree in criminology and was a four-year letterwinner (2009-10-11-12) as an outside linebacker/safety with the Devils.



Kevin Hodges

GRADUATE ASSISTANT COACH (DEFENSE)

1ST SEASON AT DUKE

MARYLAND GLOBAL CAMPUS, 2020

Kevin Hodges joined the Duke coaching staff in February of 2021 and serves as a graduate assistant coach working primarily with the linebackers.

Hodges came to Durham after a one-year stint in a defensive quality control position at Eastern Illinois University, where he worked with the defensive line and outside linebackers. While there, he assisted in coaching All-OVC linebacker Dytarious Johnson.

Hodges spent seven months as the recruiting operations assistant at the University of Maryland. During his short time in College Park, Md., Hodges helped assemble two top-30 recruiting classes.

Hodges also served as the defensive backs coach and the junior varsity defensive coordinator at James H. Blake High School in Silver Spring, Md., for the 2019 season. He helped the Bengals to the program's fifth-straight playoff appearance.

Before his coaching career, Hodges served in the United States Navy as a Senior Enlisted Leader/Target Analyst Reporter. During his time in the service (2016-19), Hodges led a team of 36 military and civilian personnel in target analysis and reporting of tier one USCYBERCOM intelligence priority.

Hodges graduated from the University of Maryland Global Campus in 2020 with a bachelor's degree in digital media and web technology. He and his wife, Vantreese, have one son, Kyrie.



Justin Manning

**SPECIAL ASSISTANT TO THE HEAD COACH/
QUALITY CONTROL (DEFENSE)**

4TH SEASON AT DUKE

NORTH CAROLINA CENTRAL, 2011

Justin Manning rejoined the Duke coaching staff in February of 2021 and serves as the special assistant to the head coach and defensive quality control. Manning spent the 2017-19 seasons on the Blue Devil coaching staff as well serving as a football operations assistant working primarily with the defense.

Manning returned Durham after serving one year as the defensive line coach at Eastern Illinois University.

During his previous stint at Duke, Manning helped the Blue Devils to two winning seasons and two bowl game appearances at the 2017 Quick Lane Bowl and the 2018 Walk-On's Independence Bowl. While with the Blue Devils, he worked closely with All-America linebacker **Joe Giles-Harris** and All-ACC tackle **Mike Ramsay**.

Manning spent the 2016 season as a cornerbacks coach at Tufts University, helping the Jumbos to a 7-1 record, the program's best record since 1998. Including the Jumbos' 6-2 finish in 2015, the 13 wins in the two seasons were the most for Tufts since 1979-80.

Tufts' defensive unit held foes to 18.9 points per game and just seven rushing touchdowns during the campaign. Sophomore cornerback Tim Preston was selected to the New England Small College Athletic Conference First Team after leading the league with five interceptions, highlighted by a 99-yard return for touchdown against Colby College.

Manning spent the summer of 2015 as a coaching intern with the NFL's San

Diego Chargers, where he assisted with the daily preparation of the tight end unit, served as quality control of the two-minute offense and handled statistical analysis and film breakdown of opponents' two-minute offenses.

Prior to his summer stint in the NFL, Manning served the 2014-15 seasons in a variety of roles at Boston College. He was an assistant recruiting specialist, special teams assistant and assistant running backs coach during his time with the Eagles. While at Boston College, Manning worked with All-ACC running back Jon Hilliman.

A native of Raleigh, Manning graduated from North Carolina Central in 2011 with a degree in business administration and was a four-year letterwinner (2008-09-10-11) as a fullback with the Eagles. He earned a master's degree in criminal justice from Fayetteville State University in May of 2014. He currently resides in Durham with his wife Madi and their son, Jyonel.



Tee Mitchell

FOOTBALL ANALYST (OFFENSE)

1ST SEASON AT DUKE

MERCER, 2019


Tee Mitchell joined the Duke coaching staff in July of 2021 and serves as a Football Analyst working primarily with the offense.

Mitchell came to Durham after a short tenure at Eastern Kentucky University, where he served as an offensive quality control coach for the spring of 2021.

Prior to that, he spent time as the defensive backs coach at the University of West Georgia (2020) and a seasonal scouting assistant for the NFL's Jacksonville Jaguars (2019).

As a four-year letterwinner at Mercer College (2014-15-17-18), Mitchell graduated as the school's career rushing leader (2,660 yards) and was a three-time All-Southern Conference selection (2015-17-18). He was also a 2019 National Football Foundation Hampshire Honor Society inductee and a 2015 Capital One Academic All-America honoree.

Mitchell graduated from Mercer in 2019 with a degree in business administration.



Matt O'Donnell

FOOTBALL ANALYST (DEFENSE)

4TH SEASON AT DUKE

BROWN, 2012

Matt O'Donnell rejoined the Duke coaching staff in February of 2021 and serves as a football analyst working primarily with the defense. O'Donnell spent the 2016-18 seasons on the Blue Devil coaching staff, serving as a graduate assistant coach for the defense.

O'Donnell returned to Durham after a two-year stint with the Houston Texans as a defensive assistant. During his time there, he assisted with the defensive backs, linebackers and defensive line units.

In O'Donnell's previous stop at Duke, he worked with a trio of All-ACC selections and a Freshman All-America honoree in linebacker **Joe Giles-Harris**. In 2016


alone, O'Donnell helped mentor a Duke defense that had three individuals earn ACC Player of the Week honors while redshirt senior defensive tackle A.J. Wolf repeated as a First Team CoSIDA Academic All-America honoree.

O'Donnell spent the 2015 season as a defensive graduate assistant at Southern Miss where he helped the Golden Eagles to 9-5 record and Conference USA Championship Game appearance against Western Kentucky. The Golden Eagles returned to a bowl for the first time in four years, playing Washington in the Zaxby's Heart of Dallas Bowl. Led by first team all-league defensive back Kalan Reed, USM held opponents to 25.6 points per game.

Prior to joining the Golden Eagles, O'Donnell worked as an intern for one year at the University of Iowa.

Before his stint with the Hawkeyes, O'Donnell was a linebacker at Brown, helping the Bears claim the 2008 Ivy League Championship. A member of the football team's Leadership Committee, O'Donnell was an All-Ivy League selection in 2011.

A native of Tipton, Iowa, O'Donnell graduated from Brown with a bachelor's degree in economics in 2012. He also obtained his master's degree in sport management from the University of Southern Mississippi. He is married to the former Katie Witt and the couple have two sons, Bennett and Baylor.



Zach Sparber

GRADUATE ASSISTANT COACH (DEFENSE)

1ST SEASON AT DUKE

BROWN, 2015

Zach Sparber joined the Duke coaching staff in February of 2021 and serves as a graduate assistant coach working primarily with the defense.

Prior to arriving in Durham, Sparber spent three seasons (2018-20) as a graduate assistant coach at Virginia Tech, working under defensive coordinator Bud Foster. While with the Hokies, Sparber helped the program win 19 games and make two bowl game appearances at the 2018 Military Bowl and the 2019 Belk Bowl.

Before arriving in Blacksburg, Sparber spent the 2017 season as an offensive line coach, recruiting coordinator, assistant strength and conditioning coach at Bergen Catholic High School in Oradell, N.J. During his one season with the program, the Crusaders finished with a record of 10-2, claimed the Group IV State Championship and were a top-25 team nationally, including a No. 1 ranking in the state of New Jersey. All five of Bergen Catholic's offensive linemen went on to play college football, including all-state tackle Brian Felter, who is currently Rutgers' starting guard.

In 2016, Sparber served as a defensive line coach at Stonehill College. While on staff, Sparber's defensive unit led the Northeast-10 in fewest rushing yards allowed.

Sparber was a four-year letterwinner at Brown University, earning Second Team All-Ivy League honors as a senior. He was also awarded the Lawrence Rubida "Iron Man" Award and "Bill Perry" Defensive Lineman Award during his tenure as a Bear.

Sparber graduated from Brown in December 2015, with a degree in business entrepreneurship and organization. He also earned a master's degree in education from Virginia Tech in 2020.

Sparber is married to the former Alli Komrower.



Mitch Singler

QUALITY CONTROL COORDINATOR (OFFENSE)

4th SEASON AT DUKE

OREGON STATE, 2014

Mitch Singler joined the Duke coaching staff in March of 2018 and serves as the quality control coordinator for the offense. He spent his first three seasons as a football analyst working primarily with the offense before being elevated to his current role.

In 2020, Singler coached the running back duo of **Mataeo Durant** and **Deon Jackson** as they become the fourth pair of running backs to eclipse the 600-yard mark on the ground during the same season after accumulating 817 and 682 yards, respectively. On two different occasions, each surpassed 100-plus yards rushing in the same game, marking just the second time in program history the same two players registered 100-plus rushing yards in the same game on multiple occasions, joining **Art Gore** and **Mike Dunn**, who achieved the feat in 1976 against N.C. State and North Carolina.

Durant led the team with four 100-yard rushing games, including a career-best 163-yard outing in a victory at Syracuse. In addition, the McCormick, S.C., native averaged 6.8 yards per carry to mark the fourth-highest single-season average in Duke history. Jackson wrapped up his career having rushed 526 times for 2,267 yards with 18 touchdowns while catching 61 passes for 534 yards and four touchdowns.

In 2019, Singler worked alongside assistant coach Re'quan Boyette with Duke's running backs. Jackson led the Blue Devils with 641 rushing yards on 172 carries with six scores and added 21 receptions for 192 yards and two touchdowns.

The 2018 campaign saw Jackson garner second team All-ACC honors after leading the Blue Devils in rushing yards (847) and rushing touchdowns (seven) while ranking second in points (54) and fourth in receptions (26).

Prior to Duke, Singler served two seasons (2016-17) in offensive quality control at his alma mater, Oregon State, before joining the Blue Devils staff.

A native of Medford, Ore., Singler lettered three seasons as a wide receiver at Oregon State and helped the Beavers to three bowl games in 2009 (Las Vegas Bowl), 2011 (Alamo Bowl) and 2013 (Hawaii Bowl) before graduating in 2014 with a degree in business administration marketing.

He is married to the former Janae Brazell of Carlsbad, Calif.



Nina E. King

VICE PRESIDENT, DIRECTOR OF ATHLETICS & ADJUNCT PROFESSOR OF BUSINESS ADMINISTRATION NOTRE DAME, 2000

After 13 years on the department's executive leadership team, **Nina King** was named Duke's Vice President, Director of Athletics and Adjunct Professor of Business Administration on May 19, 2021. King succeeded Kevin M. White, who retired after 13 years in the post.

In 2021-22, King will serve as the Chair of the NCAA Division I Women's Basketball Committee for the second consecutive year. The 10-person group's charge, among many duties, is the selection, seeding, and bracketing for the annual NCAA Women's Basketball Championship. King also serves on several ACC and Duke University committees and previously was a member of the NCAA Committee on Institutional Performance.

In addition, King teaches a sports business course in Duke's Fuqua School of Business as part of Duke's MBA program. She also championed the creation and launch of the Rubenstein-Bing ACE program, a collaboration between Stanford and Duke for global civic engagement for student-athletes from both athletic departments.

In her former role within the Duke Athletics leadership group, King facilitated daily operation and oversight of the department, had oversight responsibilities for the Human Resource operation, Recreation and Physical Education program, and all legal matters, including the development and execution of department contracts while serving as the liaison to the University Legal Counsel Office. She led the senior staff/sport administrator group that is responsible for administration of Duke's 27 varsity sports. In addition, she assisted with oversight and planning for special projects within the department, coordinated strategic planning initiatives and is the primary contact between Duke Athletics and the university administration, including the Board of Trustees, President's office, and senior administration. She also handled the primary administrative duties for Duke's women's basketball and football programs.

In February of 2018, King was named to Sports Business Journal's Forty Under 40 Class of 2018. The annual list honors 40 executives for excellence and innovation in their respective careers, all before the age of 40. Later

that year, she was tapped to the Leaders Under 40 Class of 2018, honoring sports business executives from around the world. In 2019, Sports Business Journal named King among the leading power players in college sports, while Adidas selected her to the "Next Up" class in 2016, which recognized senior-level administrators ready to take the next step as athletic directors.

Born October 3, 1978 in Tampa, Fla., King received her bachelor's degree in accountancy from the University of Notre Dame in 2000 where she served as a student manager and eventually the head manager for the women's swimming and diving program, and her juris doctor degree from Tulane Law School in 2005. She served internships in the Notre Dame Athletics Department, NCAA and Nike, Inc.

Prior to joining Duke University, King served as the Director of Rules Education in the Notre Dame Athletics Department from 2005-08.

King is a member of Women Leaders in College Sports, Sports Lawyers Association, University of Notre Dame National Monogram Club and the Florida Bar Association. Additionally, King serves on the Arizona State University College of Law Sports Law and Business Program Advisory Board as well as the Durham Academy Board of Trustees.

King and her husband, Rick, reside in Durham and are the parents of Connor Stephan and Austin Casey.

DUKE FOOTBALL ADMINISTRATION



Art Chase

Senior Associate Director of Athletics/External Affairs



Heather Ryan

Senior Associate Director of Athletics/Student-Athlete Experience/Senior Woman Administrator



Kevin Lehman

Executive Director of Football Administration/Chief of Staff



Kent McLeod

Director of Player Personnel



Will Cole

Director of Football Development

SPORTS PERFORMANCE



Noel Durfey
Deputy Director of Sports Performance



Aaron Getz
Associate Director of Sports Performance



Austin Keiger
Assistant Director of Sports Performance



Drew McDuffie
Assistant Director of Sports Performance



Dalton Pontarelli
Assistant Director of Sports Performance



Casey Blaser
Sports Performance Coach

SPORTS MEDICINE



Hap Zarzour
Executive Director/Integrative Performance Excellence



Kyle Beatty
Assistant Athletic Trainer



Yuji Katsuta
Assistant Athletic Trainer



Zach Christopherson
Sports Physical Therapist



Dr. Annunziato Amendola
Chief Medical Officer



Dr. Jeff Bytomski
Head Medical Team Physician

ACADEMIC SUPPORT



Jeremiah Walker
Director of Academic Support-Football



Jacqueline Davis
Assistant Director/Academic Support Services



Brad Amersbach
Academic Coordinator



Marcus Aprahamian
Academic Coordinator



Danielle Snook
Academic Coordinator



Darius Cammon
Assistant Sports Dietitian

NUTRITION

EQUIPMENT STAFF



Wes Pickell
Director of Football Equipment



Chris Woolsey
Assistant Director of Football Equipment



Clark Gustafson
Football Equipment Assistant



Jared Pullen
Football Equipment Assistant

VIDEO OPERATIONS



Adam Barkley
Football Director of Information Technology



Ryan Montemarano
Football Assistant Director of Information Technology

FOOTBALL RELATIONS




James Harrell
Assistant Director of
Player Personnel



Ethan Hajas
Football Creative Coordinator



Zach Pidgeon
Assistant Director of
Football Operations



Andrew Guerra
Football Operations Assistant

ADMINISTRATIVE STAFF



Teresa Hart
Executive Assistant to the
Head Football Coach



Mickey Laws
Football Administrative
Secretary



Bob Weiseman
Associate Director of Athletics/
Athletic Facilities, Game
Operations & Championships



Becca Wilusz
Assistant Director of Athletics/
Game Operations &
Championships



Jeremy Anderson
Director of Athletic Facilities,
Game Operations &
Championships



Matt Hess
Assistant Director of Athletic
Facilities, Game Operations &
Championships

ATHLETIC FACILITIES & GAME OPERATIONS

COMMUNICATIONS



Kat Castner
Senior Associate
Sports Information Director



Jeff Friday
Assistant Director of
Communications



Rebecca Fiorentino
Senior Producer/Editor



Zach Smith
Producer/Editor



Tyler Shelton
Digital Media Assistant/Social
Media

BLUE DEVIL NETWORK

DIGITAL MEDIA

BLUE DEVIL SPORTS NETWORK FROM LEARFIELD



David Shumate
Director of Broadcasting/
Play-by-Play Announcer



Dave Harding
Analyst



John Roth
Sideline Reporter/
Pregame Host



John Rose
Engineer




Pat Streko
General Manager

SENIOR ADMINISTRATION



Nina King
Vice President & Director of Athletics



Dr. Chris Kennedy
Senior Deputy Director of Athletics



Tom Coffman
Deputy Director of Athletics/Development



Troy Austin
Deputy Director of Athletics/Competitive Excellence, People and Culture



Jon Jackson
Deputy Director of Athletics/Men's Basketball & External Affairs



Todd Mesibov
Deputy Director of Athletics/Administration and Legal Affairs/Chief of Staff



Mitch Moser
Deputy Director of Athletics/Chief Financial Officer



Brad Berndt
Senior Associate Director of Athletics/Student Services



Art Chase
Senior Associate Director of Athletics/External Affairs



Heather Ryan
Senior Associate Director of Athletics/Student-Athlete Experience/Senior Woman Administrator



Bob Weiseman
Senior Associate Director of Athletics/Athletic Facilities, Game Operations and Championships



Leslie Barnes
Associate Director of Athletics/Student-Athlete Development



Joe Manhertz
Associate Director of Athletics/Iron Dukes Major Gifts



Gina Rosser Bradley
Associate Director of Athletics/Business Operations



Mike Sobb
Associate Director of Athletics/Resource Acquisition



Jack Winters
Associate Director of Athletics/Executive Director Iron Dukes Annual Fund



Meeghan Ford
Assistant Director of Athletics/Compliance



Elinor Hurt
Assistant Director of Athletics/Ticket Operations



Debbie Savarino
Assistant Director of Athletics/Special Events/Director of the Legacy Fund



Rachel Curtis
Assistant Director of Athletics/Facilities Branding/Director of the Basketball Legacy Fund



Becca Wilusz
Assistant Director of Athletics/Game Operations & Championships



Felicia Tittle
Executive Director/Recreation & Physical Education



Hap Zarzour
Executive Director of Athletics Medicine/Chairman of Integrative Performance Excellence Group



2020 **IN REVIEW**

2020 DUKE FOOTBALL NOTEBOOK

THE CUTCLIFFE ERA CONTINUES

- When head coach **David Cutcliffe** took over the Duke program in 2008, the Blue Devils had nine wins over their previous four years, with four of those coming during the 2005 season.
- In his first four seasons, Cutcliffe nearly doubled that mark with 15 wins from 2008-11.
- Since 2012, Duke has accumulated 59 wins.

TACKLES FOR LOSS

- Duke had four players register six or more tackles for loss in 2020, led by **Chris Rumph II** who recorded a team-best 12.5.
- **Victor Dimukeje** followed closely with 11.5, while **Shaka Heyward** and **Marquis Waters** chipped in with 8.5 and 7.0 tackles for loss, respectively, on the year.
- Rumph II and Dimukeje both finished in the top-15 in the ACC last season, with Rumph II coming in at seventh and Dimukeje 10th

A DRAFT TO REMEMBER

- **Michael Carter II**, **Victor Dimukeje**, **Noah Gray** and **Chris Rumph II** were selected in the 2021 NFL Draft.
- The four Blue Devils chosen during the three-day event were the most since four choices in 1973.
- Duke's four picks in 2021 also set a program record for the most selections within the first seven rounds.
- In addition, three Blue Devils agreed to terms with NFL organizations as cornerback **Mark Gilbert** (Pittsburgh Steelers), offensive tackle **Devery Hamilton** (Las Vegas Raiders), and running back **Deon Jackson** (Indianapolis Colts) all signed free agent contracts.
- Among ACC programs, Duke's four selections in the 2021 NFL Draft rank fourth behind Pittsburgh (6), Clemson (5) and North Carolina (5).
- Duke has had nine total NFL Draft picks in the **David Cutcliffe** Era.

SPECIAL GROUP ON SPECIAL TEAMS

- Duke had to replace two All-ACC selections in punter **Austin Parker** and kicker **AJ Reed** prior to the 2020 season but redshirt freshmen punter **Porter Wilson** and kicker **Charlie Ham** filled the vacant positions nicely.
- Ham, a 2020 semifinalist for the Lou Groza Award, finished the year going 13-of-15 on field goal attempts, with a season-long 47 yarder coming against Virginia. He was tied for second in the ACC and tied for 13th nationally with a 86.7 field goal percentage. The Atlanta, Ga., native also went 30-of-32 on PAT attempts.
- Wilson, a 2020 Freshman All-America Second Team selection by *The Athletic* and a Ray Guy Award semifinalist, punted 53 times for 2,276 yards for an average of 42.94 yards during his first year as a starter. His first career punt against Notre Dame went 60 yards while 21 boots were downed inside the 20 yard line against two touchbacks. Wilson was one of just three punters in the ACC with at least 10-plus punts of 50-plus yards and at least 20-plus punts downed inside the 20. The Fairlawn, Ohio, product was one of only three punters to rank among the league's top 10 in punting average with 45-plus boots against two-or-less touchbacks.
- Long snapper **John Taylor** garnered national honors in 2020 as well when he was named one of 10 semifinalists for the Patrick Mannelly Award. Taylor, a native of Snellville, Ga., has seen action in 35 career games and has been the primary short snapper for the Blue Devils the last three seasons. He added long snapping duties in 2020.

THREE ALL-ACC SELECTIONS

- Duke placed three players on the 2020 All-ACC teams:
- | Player (Position) | Team |
|-------------------------------|-------------------|
| Chris Rumph II (DE) | 2nd |
| Michael Carter II (DB) | 3rd |
| Victor Dimukeje (DE) | Honorable Mention |

CULTURE CHANGE

- Duke has 59 wins since 2012 (nine seasons). In the previous 21 seasons, from 1991-2011, Duke recorded 54 victories:

Seasons	Wins	Total Games	Win %
2012-Present	59	114	.518
1991-2011	54	240	.225

- Duke's success since 2013 is also a marked improvement from **David Cutcliffe's** first five seasons in Durham:

Seasons	Wins	Total Games	Win %
2013-Present	53	101	.525
2008-12	21	61	.344

NON-CONFERENCE WINS, NO PROBLEM

- Duke holds a 39-16 (.709) overall non-conference record under **David Cutcliffe**.
- In the last 25 regular season non-conference games, Duke is 20-5 with its only setbacks a 19-10 home loss to Northwestern (2015), a 24-13 defeat at Northwestern (2016), a 21-16 loss at Army West Point (2017), a 42-3 loss against No. 2 Alabama to kick off the 2019 season, and a 38-7 loss to No. 15 Notre Dame in 2019.
- Cutcliffe's regular season non-conference record in 12 years at Duke is 36-13 (.735).
- That winning percentage is more than 2.5 times better than the previous 12 years.

Seasons	Wins	Games	Win %
2008-Present	36	49	.735
1996-2007	1	40	.275

BARTON, WILSON TABBED FRESHMAN ALL-AMERICANS

- The Duke rookie duo of **Graham Barton** and **Porter Wilson** were named to *The Athletic's* Freshman All-America team.
- Both Barton and Wilson were tabbed to the second team for their first career postseason honors.
- Barton earned his first game action against N.C. State after season-ending injuries to Duke's previous two starting centers in **Jack Wohlabaugh** and **Will Taylor**. The 6-6, 315-pound Brentwood, Tenn., product, then recorded his first career start against Charlotte and finished his opening season playing in six games, making five starts. During that stretch, he accumulated 434 total snaps and helped block for an offense that averaged 347.17 yards of total offense per game.
- A native of Fairlawn, Ohio, Wilson stepped into the starting role in 2020 after former All-ACC punter **Austin Parker** graduated. In his first year taking the reins, Wilson booted 53 punts for 2,276 yards, averaging 42.94 yards per punt. His punting average placed him eighth in the ACC, while his punting yards came in ninth in the country. He impressively pinned 21 punts inside the 20-yard line and boasted 12 punts of 50-plus yards. Only 16 of his 53 punts were returned this season for a total of 12 yards.

ACADEMIC EXCELLENCE

- In 2020, Duke paced the league with 11 picks to the Academic All-ACC team, followed by followed by Clemson (9), Miami (9), N.C. State (7), Notre Dame (7), Virginia (7), Boston College (6), North Carolina (6), Virginia Tech (6), Louisville (5), Pittsburgh (5), Syracuse (5), Wake Forest (5), Florida State (3),

and Georgia Tech (2).

- In the nine-year stretch from 2012-20, Duke has posted a league-best 129 selections with Pitt's 49 honorees placing second.

CHAMBERS TABBED TO GOOD WORKS TEAM

- Senior offensive guard **Rakavius Chambers** was one of 11 student-athletes named to the 2020 FBS Allstate AFCA Good Works Team.
- Chambers was the 12th Duke player to be honored by the AFCA, and the ninth in as many years. He joins **Zaid Abdul-Aleem** (1994), **Re'quan Boyette** (2008), **Bryan Morgan** (2010), **Sean Renfree** (2012), **Dave Harding** (2013), **Laken Tomlinson** (2014), **Kelby Brown** (2015), **DeVon Edwards** (2016), **Gabe Brandner** (2017), **Johnathan Lloyd** (2018) and **Koby Quansah** (2019).

MAKE ROOM FOR MATAEO

- **Mataeo Durant**, Duke's leading rusher in 2020, led the team with four 100-plus yard rushing games, including a career best 163 in a victory at Syracuse last season. The McCormick, S.C., native posted three multi-score games and scampered for a season long 64-yard touchdown rush against Florida State. He teamed up with **Deon Jackson** to become the fourth pair of Blue Devil running backs to eclipse the 600-yard mark on the ground during the same season after accumulating 817 and 682 yards, respectively, in 2020.
- His 817 rushing yards in 2020 placed him 15th all-time on Duke's single season lore.
- Durant also shifted to fourth in program history in career yards per rushing attempt with a mark of 6.81.

LEAVING A LEGACY

- Duke graduated four players in 2020 who left their mark on the Blue Devil records book.
- **Chris Rumph II** played 36 career games with 11 starts in 2020. He compiled 125 tackles, 34.0 tackles for loss, 17.5 sacks, two forced fumbles, two fumble recoveries, five pass breakups and 18 quarterback pressures. In 1,499 career snaps, Rumph II graduated third all-time in career sacks and 10th in career tackles for loss.
- **Victor Dimukeje** finished one sack shy of breaking Duke's career sacks record. He started every game during his Blue Devil tenure (49 games) and had 166 tackles, 36.0 tackles for loss, 21.5 sacks, one interception, five caused fumbles, three fumble recoveries, three pass breakups and 28 quarterback pressures to his name. In 2,779 career snaps, Dimukeje finished second all-time in career sacks and tied **Mike Junkin** (1983-86) for eighth all-time on the career tackles for loss list.
- **Noah Gray** broke a 57-year-old program record when he surpassed **Stan Crisson** to become Duke's career leader in receptions by a tight end. He missed only one game during his Blue Devil tenure (48 games), making 21 starts, and recorded 105 receptions for 948 yards and eight touchdowns. Gray finished fourth in program history for most career touchdown receptions by a tight end and concluded his career having caught one-plus reception in 26 consecutive games played.
- **Michael Carter II** saw action in 46 career games, 36 starts, and had 135 tackles, 7.5 tackles for loss, 1.5 sacks, four interceptions, 24 pass breakups, one caused fumble, one fumble recovery and one quarterback pressure. Carter II's career pass breakups placed him tied with **Quinton McCracken** (1988-91) for 10th all-time in program history.

2020 RESULTS (2-9 Overall; 1-9 ACC)

SEPTEMBER

12	at [10] Notre Dame*	South Bend, Ind.	L	13-27
19	BOSTON COLLEGE*	DURHAM, N.C.	L	6-26
26	at Virginia*	Charlottesville, Va.	L	20-38

OCTOBER

3	VIRGINIA TECH*	DURHAM, N.C.	L	31-38
10	at Syracuse*	Syracuse, N.Y.	W	38-24
17	at NC State*	Raleigh, N.C.	L	20-31
31	CHARLOTTE	DURHAM, N.C.	W	53-19

NOVEMBER

7	NORTH CAROLINA*	DURHAM, N.C.	L	24-56
28	at Georgia Tech*	Atlanta, Ga.	L	33-56

DECEMBER

5	[9] MIAMI*	DURHAM, N.C.	W	0-48
12	at Florida State*	Tallahassee, Fla.	L	35-56

*ACC Game | Home games in BOLD CAPS

2020 HONORS & AWARDS

TEAM CAPTAINS

Michael Carter II
Noah Gray
Deon Jackson
Chris Rumph II
Jack Wohlabaugh

FRESHMAN ALL-AMERICA

Graham Barton	<i>The Athletic</i>
Porter Wilson	<i>The Athletic</i>

COSIDA ACADEMIC ALL-DISTRICT III

Jake Bobo	1st
Michael Carter II	1st
Rakavius Chambers	1st

AACA GOOD WORKS TEAM

Rakavius Chambers

ACC PLAYER OF THE WEEK

Victor Dimukeje (DL)	Sept. 19 (BC)
Charlie Ham (Specialist)	Oct. 10 (SYR)
Isaiah Fisher-Smith (Specialist)	Oct. 31 (CLT)
Porter Wilson (Specialist)	12/5 (MIAMI)

ALL-ACC

Chris Rumph II	2nd
Michael Carter II	3rd
Victor Dimukeje	Honorable Mention

ACADEMIC ALL-ACC

Jake Bobo
Michael Carter II
Rakavius Chambers
Victor Dimukeje
Ben Frye
Noah Gray
Charlie Ham
Devery Hamilton
Casey Holman
Marquis Waters
Porter Wilson

DUKE TEAM AWARDS

Graham Barton	Sonny Falcone Iron Duke Award
Jake Bobo	Clarkston Hines Award
DeWayne Carter	Ace Parker Award
Michael Carter II	Willis Aldridge Award & Steve Brooks Captain Award
Victor Dimukeje	Mike McGee Award
Mataeo Durant	Carmen Falcone MVP Award
Noah Gray	Claude T. Moorman II Award & Steve Brooks Captain Award
Devery Hamilton	Dan "Tiger" Hill Award
Shaka Heyward	Vincent Rey Award & Sonny Falcone Iron Duke Award
Casey Holman	K.D. Kennedy Iron Devil Award
James Hopson II	Sonny Falcone Iron Duke Award
Trevor Horton	Mike Suglia Award
Deon Jackson	Bob Pascal Award & Steve Brooks Captain Award
Chris Rumph II	Mike McGee Award & Steve Brooks Captain Award
Gavin Spurrier	Micah Harris Trinity Teammate Award
Jaylen Stinson	Bill Keziah Award
Will Taylor	Frances Cutcliffe Spirit of Perseverance Award
Jack Wohlabaugh	Steve Brooks Captain Award

ADDITIONAL HONORS

Michael Carter II	(Campbell Trophy Semifinalist)
Michael Carter II	(Jason Witten Collegiate Man of the Year Award Semifinalist)
Victor Dimukeje	(Lott IMPACT Trophy Semifinalist)
Mataeo Durant	(Duke Student-Athlete of the Week, 10/14)
Charlie Ham	(Lou Groza Award Semifinalist)
John Taylor	(Patrick Mannelly Award Semifinalist)
Porter Wilson	(Ray Guy Award Semifinalist)
Porter Wilson	(Ray's 4 Punter of the Week Award, 11/30)

2020 GAME SUMMARIES

Game 1 • [10] Notre Dame 27, Duke 13

September 12, 2020 • Notre Dame Stadium • South Bend, Ind.

- After the start of the 2020 college football season was delayed by the COVID-19 pandemic, Duke opened its campaign by dropping a 27-13 decision against No. 10 Notre Dame
- Redshirt junior QB **Chase Brice** finished 20-of-37 for 259 yards passing, the most passing yards by a Blue Devil in their debut since Thomas Sirk in 2015
- Brice also registered 10 rushing yards and his second career rushing score, first as a Blue Devil
- Duke jumped out to a strong start, outgaining the Fighting Irish in the first quarter by a 144-yard margin (151-7)
- Senior TE **Noah Gray** led the receiving group with 68 yards on five catches
- Sophomore WR **Eli Pancel** recorded the most receiving yards on the day with 78, including a career-long 55-yard catch
- Redshirt senior CB **Mark Gilbert** made his first appearance for Duke since Sept. 8, 2018, marking a total of 734 days after he sustained a significant leg injury
- Redshirt junior DT **Ben Frye** and redshirt sophomore LB **Rocky Shelton II** both registered their first career sacks
- Redshirt junior S **Lummie Young IV** posted an interception in the end zone for his first career pick
- Gilbert and redshirt sophomore LB **Shaka Heyward** led the Duke defense with seven tackles apiece
- Redshirt freshman K **Charlie Ham** converted on field goals of 29 yards and 30 yards, the first two of his career
- Redshirt freshman P **Porter Wilson** finished with six punts for 274 yards for an average of 45.7 per kick, including his first career punt that went 60 yards
- 11 Blue Devils made their first career appearance in the game, including starters Brice and redshirt senior OT **Devery Hamilton**

	1	2	3	4		Final
Duke	3	3	7	0	=	13
Notre Dame	0	10	7	10	=	27

Attendance: 10,097

Team	Qtr	Time	Play	Drive
DU	1	7:01	Ham 29 field goal	10-79; 3:53
ND	2	10:39	Williams 1 run (Doerer kick)	12-96; 4:37
DU	2	3:20	Ham 30 field goal	11-80; 4:12
ND	2	0:00	Doerer 48 field goal	9-54; 1:13
ND	3	7:57	Williams 26 rush (Doerer kick)	7-59; 3:32
DU	3	2:19	Brice 2 run (Ham kick)	6-39; 2:24
ND	4	10:58	Davis 17 pass from Book (Doerer kick)	15-83; 6:14
ND	4	5:21	Doerer 34 field goal	6-40; 3:45

	Duke	Notre Dame
First Downs	19	24
Rush-Pass-Penalty	4-13-2	11-12-1
Rushing Attempts-Net Yards	30-75	42-178
Passing Comp.-Att.-Int	20-37-0	19-31-1
Passing Yards	259	263
Total Offensive Plays-Yards	67-334	73-441
Fumbles-Lost	2-2	0-0
Penalties-Yards	4-31	4-39
Punts-Yards-Average	6-274-45.7	6-263-43.8
Time of Possession	26:36	33:24
Sacks By	3-14	3-21
Third Down / Fourth Down Conversions	4-15/0-1	7-16/2-2
Red Zone	3-3	3-4

RUSHING - Duke: Jackson 15-52, Brice 10-16, Durant 5-7;

Notre Dame: Williams 19-112, Tyree 6-20, Smith 5-15, Bramblett 1-14, Book 9-12, Armstrong 2-5.

PASSING - Duke: Brice 20-37-259-0;

Notre Dame: Book 19-31-263-1.

RECEIVING - Duke: Gray 5-68, Calhoun 5-62, Pancel 3-78, Bobo 3-34, Jackson 2--6, Robertson 1-13, Harding Jr. 1-10;

Notre Dame: Tremble 5-38, Wilkins 4-44, Mayer 3-38, Williams 2-93, Davis 2-26, Armstrong 2-20, Keys III 1-4.

TACKLES - Duke: Gilbert 6-1=7, Heyward 4-3=7, Cater II 5-1=6, Tangelo 3-2=5, Rumph II 3-2=5, Shelton II 3-1=4, Young IV 2-2=4, Hood 3-0=3, Frye 1-2=3;

Notre Dame: Owusu-Koramoah 6-3=9, Hamilton 5-2=7, McCloud 4-1=5, Moala 4-1=5, White 2-3=5, Bracy 4-0=4, Tagovailoa-Amosa 3-1=4, Crawford 1-3=4, Liufau 1-2=3.

Game 2 • Boston College 26, Duke 6

September 19, 2020 • Brooks Field at Wallace Wade Stadium • Durham, N.C.

- Duke football fell to Boston College, 26-6, in its home opener
- Duke dipped to 10-3 in home openers under head coach David Cutcliffe
- Redshirt junior QB **Chase Brice** finished 23-of-42 for 217 yards and two interceptions.
- Junior RB **Mataeo Durant** broke free for a career-long 49-yard dash with three minutes remaining in the first quarter
- 10 Blue Devils registered a reception, the most in a single game since last season's home opener against North Carolina A&T
- Redshirt sophomore WR **Dennis Smith** totaled his first career reception in the second quarter and ended the game with three receptions for 45 yards, both career highs
- Redshirt junior WR **Jake Bobo** gathered a career-high five receptions for 50 yards
- Senior TE **Noah Gray** led the Duke receivers with five catches for 61 yards
- Duke struggled to convert in the red zone, going 0-for-3
- Redshirt senior CB **Mark Gilbert** tallied his seventh career interception, his first interception since Nov. 25, 2017 against Wake Forest
- Redshirt freshman DT **DeWayne Carter** recorded the first sack of his career
- Redshirt junior DE **Chris Rumph II** ended with eight tackles in the contest to match his single-game career high and extend his tackle streak to 22-straight outings
- Senior DE **Victor Dimukeje** tallied 3.5 sacks, matching Rumph II's tally in Duke's finale last season against Miami for the second-most in program history for a single game
- Redshirt sophomore LB **Shaka Heyward** led the Duke defense with 10 tackles, the fourth double-digit tackle game of his career
- Redshirt freshman P **Porter Wilson** finished with four punts for 159 yards for an average of 39.8 yards per kick
- Redshirt freshman K **Charlie Ham** missed his lone field goal attempt from 35-yards out and also missed on Duke's PAT

	1	2	3	4		Final
Boston College	7	0	16	3	=	26
Duke	6	0	0	0	=	6

Attendance: 0

Team	Qtr	Time	Play	Drive
BC	1	7:46	Bailey 1 run (Longman kick)	10-81; 5:30
DU	1	3:00	Durant 49 run (Ham kick failed)	8-84; 3:04
BC	3	9:24	Longman 24 field goal	4-5; 2:03
BC	3	2:39	Long 9 pass from Jurkovec (Longman kick failed)	4-80; 1:46
BC	3	1:26	Flowers 61 pass from Jurkovec (Longman kick)	1-61; 0:10
BC	4	4:54	Longman 29 field goal	14-74; 8:34

	Boston College	Duke
First Downs	20	19
Rush-Pass-Penalty	7-13-0	7-11-1
Rushing Attempts-Net Yards	42-84	29-134
Passing Comp.-Att.-Int	17-23-1	23-42-2
Passing Yards	300	217
Total Offensive Plays-Yards	65-384	71-351
Fumbles-Lost	1-0	3-3
Penalties-Yards	3-32	4-56
Punts-Yards-Average	4-160-40.0	4-159-39.8
Time of Possession	36:18	23:42
Sacks By	2-13	6-35
Third Down / Fourth Down Conversions	4-12/1-2	9-16/1-1
Red Zone	4-4	0-3

RUSHING – Boston College: Bailey 18-51, Garwo 5-25, Levy 5-9, Jurkovec 12-7, Flowers 1-6;

Duke: Jackson 15-74, Durant 5-59, Waters 1-6, Brice 7-3.

PASSING – Boston College: Jurkovec 17-23-300-1;

Duke: Brice 23-42-217-2.

RECEIVING – Boston College: Long 7-93, Flowers 5-162, Lewis 1-15, Bailey 1-14, Levy 1-10, Williams 1-10, Gill 1-3;

Duke: Gray 5-61, Bobo 5-50, Smith 3-45, Philyaw-Johnson 3-27, Harding Jr. 2-19, Pancol 1-8, Jackson 1-7, Durant 1-4, Calhoun 1-3, Waters 1-7.

TACKLES – Boston College: Richardson 5-3=8, Jones 4-3=7, DeBerry 5-1=6, McDuffie 3-3=6, Sebastian 5-0=5, Valdez 3-2=5, Palmer 3-1=4, Maitre 3-1=4, Sillah 3-0=3, Muse 3-0=3, Jones 1-2=3;

Duke: Heyward 6-4=10, Rumph II 2-6=8, Waters 2-5=7, Jordan 1-6=7, Dimukeje 2-4=6, Thompson 4-1=5, Frye 1-4=5, Carter II 3-1=4, Tangelo 1-2=3.

Game 3 • Virginia 38, Duke 20

September 26, 2020 • Harrison Field at Scott Stadium • Charlottesville, Va.

- Duke fell to Virginia, 38-20, despite holding the 20-17 lead heading into the final frame
- Duke visited the same conference opponent in consecutive seasons for the first time in seven years
- Redshirt junior QB **Chase Brice** finished 16-of-36 for 246 yards with two touchdowns and four interceptions
- Redshirt junior TE **Jake Marwede** scored his first career touchdown on his second career reception, a 55-yard score from Brice
- Redshirt sophomore WR **Dennis Smith** earned his first career start and led the Duke receiving corps with three receptions for 33 yards
- Duke had 10 receivers catch a pass for the second consecutive game, marking the first time the Blue Devils have had nine+ players catch a pass in consecutive games since 2018 against North Carolina and Clemson
- Redshirt junior CB **Leonard Johnson** recorded his fourth career interception and first of the season
- Redshirt sophomore LB **Rocky Shelton II** intercepted a Virginia pass halfway through the third quarter to hand him his first career pick
- Redshirt sophomore LB **Shaka Heyward** and senior S **Marquis Waters** led the Duke defense with nine tackles
- Duke's kickoff coverage unit forced a fumble on the opening kickoff, recovering the ball on the 19-yard line
- Redshirt freshman K **Charlie Ham** first put Duke on the scoreboard with a 25-yard field goal and later connected on a career-long 47-yard field goal in the third quarter

	1	2	3	4		Final
Duke	10	0	10	0	=	20
Virginia	0	17	0	21	=	38

Attendance: 1,000

Team	Qtr	Time	Play	Drive
DU	1	12:08	Ham 25 field goal	7-12; 2:44
DU	1	1:07	Marwede 55 pass from Brice (Ham kick)	5-66; 3:34
VA	2	12:33	Armstrong 4 run (Delaney kick)	10-75; 3:34
VA	2	8:55	Taulapapa 1 run (Delaney kick)	7-53; 2:24
VA	2	1:50	Delaney 32 field goal	10-55; 4:03
DU	3	12:40	Ham 47 field goal	8-55; 2:20
DU	3	5:51	Gray 8 pass from Brice (Ham kick)	2-10; 0:37
VA	4	12:43	Davis Jr. 18 pass from Armstrong (Delaney kick)	10-94; 4:00
VA	4	9:59	Davis Jr. 26 pass from Armstrong (Delaney kick)	4-49; 1:21
VA	4	5:03	Taulapapa 10 run (Delaney kick)	1-10; 0:09

	Duke	Virginia
First Downs	17	25
Rush-Pass-Penalty	4-12-1	10-14-1
Rushing Attempts-Net Yards	38-56	37-188
Passing Comp.-Att.-Int	18-40-5	25-47-2
Passing Yards	286	262
Total Offensive Plays-Yards	78-342	84-450
Fumbles-Lost	2-2	1-1
Penalties-Yards	3-25	5-35
Punts-Yards-Average	4-160-40.0	7-307-43.9
Time of Possession	25:25	34:35
Sacks By	1-9	5-22
Third Down / Fourth Down Conversions	6-18/0-3	6-17/0-1
Red Zone	2-2	5-6

RUSHING – Duke: Jackson 14-49, Durant 8-32, Waters 3-10, Katrenick 3-(-6), Holmberg 3-(-6), Brice 7-(-23);

Virginia: Taulapapa 16-95, Armstrong 10-47, Simpson 8-36, Jones 2-11.

PASSING – Duke: Brice 16-36-246-4, Katrenick 2-3-40-0, Calhoun 0-1-0-1;

Virginia: Armstrong 24-45-269-2, Stone 1-1-(-7)-0, Thompson 0-1-0-0.

RECEIVING – Duke: Smith 3-33, Gray 3-23, Marwede 2-59, Calhoun 2-40, Garner 2-40, Philyaw-Johnson 2-40, Harding Jr. 1-31, Bobo 1-18, Robertson 1-4, Jackson 1-(-2);

Virginia: Kemp IV 7-70, Davis Jr. 4-101, Poljan 4-44, Terrell Jana 4-29, Shane Simpson 2-11, Taulapapa 2-9, Armstead 1-5, Kelly Jr. 1-(-7).

TACKLES – Duke: Waters 5-4=9, Heyward 2-7=9, Lewis 4-4=8, Young IV 1-7=8, Dimukeje 3-2=5, Alexander 3-2=5, Hood 2-3=5, Jordan 1-4=5, Rumph II 1-3=4, Carter 0-4=4.

Virginia: Zandier 2-13=15, Jackson 5-7=12, Blount 4-3=7, Amos 3-4=7, Taylor 2-5=7, Gahm 2-4=6, Snowden 0-6=6, Burney 2-1=3, Cross 2-1=3.

Game 4 • Virginia Tech 38, Duke 31

October 3, 2020 • Brooks Field at Wallace Wade Stadium • Durham, N.C.

- Despite a late fourth quarter rally, Duke couldn't fully overcome a 10-point deficit, dropping a 38-31 decision to Virginia Tech
- Redshirt junior QB **Chase Brice** finished 22-of-39 for 271 yards, a touchdown and an interception
- Brice threw for over 200 yards for the fourth consecutive game, making him the first Blue Devil to do so since Daniel Jones hit a four-game mark in 2018
- Senior TE **Noah Gray** ended the day with six receptions, extending his reception streak to 20 consecutive games
- Senior RB **Deon Jackson** punched in 10- and one-yard rushes to find the end zone twice in a single game for the first time since Georgia Tech last season
- Junior RB **Mataeo Durant** finished with a career-high 86 yards on 11 carries
- Redshirt sophomore WR **Jarett Garner** hauled in a career-long 41-yard reception
- Sophomore WR **Eli Pancol** recorded a career-high four receptions for 32 yards
- Redshirt sophomore CB **Jeremiah Lewis** recorded his first career interception
- Duke has recorded an interception in each of its four games for the first time since 2017 when the Blue Devils strung together a stretch of seven straight games with a pick to start the season
- Senior S **Marquis Waters** recorded 10 tackles, including his first career sack. It was the second double-digit tackle game of his career (Pittsburgh in 2018)
- Freshman S **Jaylen Stinson** recovered a career-long 63-yard punt by redshirt freshman **P Porter Wilson** in the end zone for a touchdown for Duke's first special teams touchdown of the year after the ball was fumbled by the Hokies' returner

	1	2	3	4		Final
Virginia Tech	7	3	14	14	=	38
Duke	7	0	7	17	=	31

Attendance: 0

Team	Qtr	Time	Play	Drive
DU	1	11:37	Stinson 0 fumble recovery (Ham kick)	
VT	1	4:26	Mitchell 12 pass from Burmeister (Johnson kick)	6-60; 2:43
VT	2	3:14	Johnson 21 field goal	16-76; 7:33
DU	3	11:27	Jackson 10 run (Ham kick)	8-77; 2:39
VT	3	9:17	Burmeister 2 run (Johnson kick)	6-16; 1:58
VT	3	4:59	Burmeister 14 run (Johnson kick)	5-94; 2:30
DU	4	13:41	Gray 17 pass from Brice (Ham kick)	4-86; 1:26
VT	4	9:58	Herbert 23 run (Johnson kick)	7-70; 3:43
DU	4	6:44	Jackson 1 run (Ham kick)	9-75; 3:14
VT	4	2:20	Herbert 60 run (Johnson kick)	4-73; 1:07
DU	4	0:00	Ham 39 field goal	15-54; 2:20

	Virginia Tech	Duke
First Downs	25	19
Rush-Pass-Penalty	16-7-2	6-13-0
Rushing Attempts-Net Yards	50-324	37-139
Passing Comp.-Att.-Int	9-24-1	22-39-1
Passing Yards	163	279
Total Offensive Plays-Yards	75-487	76-418
Fumbles-Lost	2-2	2-0
Penalties-Yards	3-20	8-76
Punts-Yards-Average	6-253-42.2	9-409-45.4
Time of Possession	34:04	25:56
Sacks By	7-43	2-14
Third Down / Fourth Down Conversions	7-15/1-1	5-17/3-3
Red Zone	4-5	3-3

RUSHING – Duke: Durant 11-86, Jackson 15-74, Durant 8-32, Brice 11(-15);**Virginia Tech:** Herbert 19-207, Burmeister 14-43, Blackshear 15-59, Robinson 1-10, Turner 1-5.**PASSING** – Duke: Brice 22-39-271-1;**Virginia Tech:** Burmeister 9-25-163-1.**RECEIVING** – Duke: Gray 6-51, Pancol 4-32, Garner 3-84, Bowen-Sims 3-36, Philyaw-Johnson 2-29, Calhoun 2-15, Bobo 1-16, Marwede 1-12, Jackson 1-4;**Virginia Tech:** Turner 3-47, Mitchell 3-23, Robinson 2-85, Gallo 1-8.**TACKLES** – Duke: Waters 8-2=10, Woods 2-7=9, Lewis 5-2=7, Heyward 2-5=7, Shelton II 0-6=6, Rumph II 0-5=5, Carter II 3-1=4, Frye 1-3=4, Tangelo 3-0=3, Alexander 3-0=3, Hood 2-1=3;**Virginia Tech:** Ashby 7-3=10, Conner 7-1=8, Matheny 6-1=7, Strong 4-1=5, Hewitt 1-4=5, Hollified 2-2=4, Pollard 2-2=4, Barno 3-1=4, Thompson 2-1=3.**Game 5 • Duke 38, Syracuse 24**

October 10, 2020 • Carrier Dome • Syracuse, N.Y.

- The running back duo of senior **Deon Jackson** and junior **Mataeo Durant** combined for 332 yards rushing and two scores to lead Duke past Syracuse, 38-24
- The Blue Devils finished with 645 total offensive yards and 363 total rushing yards, the third highest totals in each category in the Cutcliffe era
- Jackson's 169 and Durant's 163 yards are the fourth and fifth most by a single rusher under Cutcliffe, respectively
- The pair became the first duo in program history to rush for 150+ yards in a single game
- Redshirt junior QB **Chase Brice** finished 22-of-38 for 270 yards, two touchdowns and an interception
- Brice became the first Blue Devil to throw for over 200 yards for the fifth consecutive game since Daniel Jones hit that mark five consecutive appearances from Nov. 10, 2016 - Sept. 9, 2017
- Redshirt sophomore QB **Gunnar Holmberg** completed his first career pass early in the second quarter, a 12-yard pass to sophomore WR **Jalon Calhoun**
- Redshirt freshman WR **Jarett Garner** recorded a career-long 52-yard touchdown reception just before halftime, his first career touchdown
- Junior WR **Jake Bobo** totaled a career-high 70 yards on five catches
- Duke held Syracuse to just 28 yards rushing, the third fewest allowed by the Blue Devils in the Cutcliffe era
- The Blue Devils totaled six sacks, the most in a single game this season
- Redshirt freshman K **Charlie Ham** converted on three field goals, including his second make of over 40+ yards

	1	2	3	4		Final
Duke	10	14	6	8	=	38
Syracuse	7	7	7	3	=	24

Attendance: 0

Team	Qtr	Time	Play	Drive
DU	1	12:23	Calhoun 26 pass from Brice (Ham kick)	7-75; 2:37
SYR	1	11:22	Harris 79 pass from Devito (Szmyt kick)	2-74; 1:01
DU	1	5:25	Ham 36 field goal	6-49; 1:22
SYR	2	14:21	Cantin-Arku 28 fumble recovery (Szmyt kick)	
DU	2	5:09	Durant 15 run (Ham kick)	11-87; 3:32
DU	2	1:00	Garner 52 pass from Brice (Ham kick)	9-81; 2:34
DU	3	10:26	Ham 45 field goal	8-24; 3:05
SYR	3	9:23	Benson 53 pass from Devito (Szmyt kick)	3-75; 1:03
DU	3	0:35	Ham 21 field goal	11-42; 4:28
SYR	4	10:14	Szmyt 48 field goal	12-55; 5:21
DU	4	5:26	Durant 3 run (Brice rush)	12-75; 4:48

	Duke	Syracuse
First Downs	36	11
Rush-Pass-Penalty	17-16-3	1-9-1
Rushing Attempts-Net Yards	63-363	23-28
Passing Comp.-Att.-Int	23-39-1	14-29-0
Passing Yards	282	258
Total Offensive Plays-Yards	102-645	52-286
Fumbles-Lost	4-3	0-0
Penalties-Yards	2-25	5-45
Punts-Yards-Average	1-47-47.0	8-375-46.9
Time of Possession	39:43	20:17
Sacks By	6-34	2-7
Third Down / Fourth Down Conversions	12-17/0-1	2-12/0-1
Red Zone	4-5	0-1

RUSHING – Duke: Jackson 30-169, Durant 23-163, Brice 5-18, Holmberg 4-9, Pancol 1-4;**Syracuse:** Tucker 12-53, Pierre 1-3, Culpepper 1(-9), Devito 9(-19).**PASSING** – Duke: Brice 22-38-270-1, Holmberg 1-1-12-0;**Syracuse:** Devito 13-26-255-0, Culpepper 1-3-3-0.**RECEIVING** – Duke: Bobo 5-70, Garner 3-73, Calhoun 3-38, Smith 3-34, Pancol 3-22, Gray 2-14, Harding Jr. 2-13, Jackson 1-13, Marwede 1-5;**Syracuse:** Harris 6-138, Tucker 2-37, Queeley 2-15, Benson 1-53, Hackett 1-10, Johnson 1-6, Pena 1(-1).**TACKLES** – Duke: Johnson 6-0=6, Tangelo 4-2=6, Thompson 4-2=6, Frye 1-4=5, Heyward 3-1=4, Rumph II 2-2=4, Lewis 1-2=3, Dimukeje 1-2=3.**Syracuse:** Jones 7-6=13, Hanna 8-4=12, Cantin-Arku 8-2=10, Melifonwu 5-2=7, Jonathan 5-1=6, M. Williams 4-1=5, Max 3-2=5, T. Williams 4-0=4, G. Williams 4-0=4, Linton 3-1=4, Roscoe 3-1=4.

Game 6 • NC State 31, Duke 20

October 17, 2020 • Carter-Finley Stadium • Raleigh, N.C.

- Duke held the lead for a little over 41 minutes but couldn't hold on down the stretch as NC State used 17 unanswered points to register the 31-20 come-from-behind victory
- Senior RB **Deon Jackson** became the eighth player in program history to surpass 2,000 career rushing yards after totaling 34 yards on 20 carries Saturday
- Redshirt junior QB **Chase Brice** finished 24-of-40 for 190 yards, a touchdown and three interceptions
- Brice also collected a career-high 86 yards on the ground thanks to 14 carries to lead Duke's rushing efforts
- Senior TE **Noah Gray** ended the day with three receptions and now boasts the all-time program record for career catches by a tight end with 100, surpassing Stan Crisson's mark of 98
- Redshirt junior DE **Chris Rumph II** recorded 2.5 tackles for loss, the eighth game of his career with multiple tackles for loss
- Senior DE **Victor Dimukeje** recorded a sack to take him to 20.5 for his career
- Redshirt junior S **Lummie Young IV** and senior DT **Derrick Tangelo** forced fumbles that were recovered by redshirt junior CB **Leonard Johnson** and senior DE **Drew Jordan**, respectively
- Freshman S **Isaiah Fisher-Smith** blocked a punt on NC State's opening drive and fellow classmate LB **Dorian Mausi** scooped it for a 32-yard return and touchdown
- Redshirt freshman K **Charlie Ham** converted on two field goals, including his third make of over 40+ yards
- Redshirt freshman P **Porter Wilson** had five punts for 187 yards

	1	2	3	4	=	Final
Duke	7	13	0	0	=	20
NC State	0	14	7	10	=	31

Attendance: 4,032

Team	Qtr	Time	Play	Drive
DU	1	9:51	Mausi 32 blocked punt return (Ham kick)	
DU	2	14:55	Ham 46 field goal	10-39; 3:30
NCST	2	10:44	Houston 1 run (Dunn kick)	12-770; 4:02
DU	2	3:43	Bobo 8 pass from Brice (Ham kick)	16-89; 6:55
NCST	2	0:45	Fisher 8 blocked punt return	
DU	2	0:00	Ham 29 field goal	6-47; 0:39
NCST	3	4:01	Angeline 4 pass from Leary (Dunn kick)	5-62; 1:12
NCST	4	14:55	Thomas 9 pass from Hockman (Dunn kick)	8-74; 2:55
NCST	4	3:17	Dunn 39 field goal	8-30; 2:49

	Duke	NC State
First Downs	24	19
Rush-Pass-Penalty	9-10-5	6-11-2
Rushing Attempts-Net Yards	41-129	37-107
Passing Comp.-Att.-Int	24-40-3	19-33-1
Passing Yards	190	248
Total Offensive Plays-Yards	81-319	70-355
Fumbles-Lost	0-0	3-2
Penalties-Yards	5-55	8-106
Punts-Yards-Average	6-187-31.2	6-225-37.5
Time of Possession	31:03	28:57
Sacks By	3-25	4-11
Third Down / Fourth Down Conversions	4-16/1-2	7-15/1-1
Red Zone	3-5	4-4

RUSHING – Duke: Brice 14-86, Jackson 20-34, Durant 7-9;**NC State:** Person 14-73, Knight 10-44, Houston 2-6, Leary 7-3, Hockman 2(-9).**PASSING – Duke:** Brice 24-40-190-3;**NC State:** Leary 15-25-205-1, Hockman 4-7-43-0; Thomas 0-1-0-0.**RECEIVING – Duke:** Bobo 6-62, Calhoun 4-29, Marwede 3-26, Durant 3-26, Gray 3-20, Garner 2-13, Garner 2-13, Smith 2-12, Pancol 1-2;**NC State:** Emezie 4-87, Person 4-30, Carter 3-62, Knight 2-24, Thomas 2-24, Angeline 2-23, Houston 2(-2).**TACKLES – Duke:** Heyward 5-3=8, Shelton II 3-5=8, Young IV 5-2=7, Tangelo 4-2=6, Waters 4-2=6, Johnson 1-4=5, Rumph II 3-1=4. Dimukeje 2-1=3, Frye 1-2=3, Carter II 1-2=3, Jordan 0-3=3.**NC State:** Wilson 8-11=19, Moore 5-7=12, Thomas 3-7=10, Dawkins 2-7=9, Battle 4-1=5, Powell 2-3=5, Ingle 4-0=4, Duffy 2-2=4, Baker-Williams 1-3=4, Mimms 2-1=3, McNeill 1-2=3.**Game 7 • Duke 53, Charlotte 19**

October 31, 2020 • Brooks Field at Wallace Wade Stadium • Durham, N.C.

- Duke jumped out to an early lead and never looked back against Charlotte as the Blue Devils took down the 49ers, 53-19, on Halloween night
- Duke's offense found the endzone seven times, the most since scoring eight against Temple in the 2018 Walk-On's Independence Bowl
- The Duke offense put up 53 points in 51 offensive plays and 17:33 time of possession
- Redshirt junior QB **Chase Brice** finished 8-of-14 for 106 yards and a touchdown
- Duke's RBs, senior **Deon Jackson**, junior **Mataeo Durant** and redshirt freshman **Jordan Waters**, combined for 283 yards and five touchdowns
- Jackson and Durant both reached 100 rushing yards and two touchdowns
- Duke scored on its second play from scrimmage, a 65-yard touchdown run by Jackson which is Duke's longest scoring play of the season
- Sophomore WR **Jalon Calhoun** led the Duke receiving corps with four receptions for 36 yards and a touchdown, an eight-yard strike from Brice
- Senior DT **Derrick Tangelo** forced the fourth fumble of his career
- Redshirt junior DE **Chris Rumph II** recorded 3.0 sacks, which tied him for the fourth-most in a single game in Duke history
- Freshman S **Isaiah Fisher-Smith** blocked his second punt in as many games and is the second player under Cutcliffe to record two-plus blocked kicks in a single season (Mike Ramsey, two in 2017)
- Redshirt sophomore CB **Jeremiah Lewis** scored a defensive PAT early in the fourth quarter, Duke's first defensive PAT since Kyler Brown did so against FIU in 2012

	1	2	3	4	=	Final
Charlotte	0	7	6	6	=	19
Duke	17	7	13	16	=	53

Attendance: 0

Team	Qtr	Time	Play	Drive
DU	1	14:23	Jackson 65 run (Ham kick)	2-75; 0:25
DU	1	6:10	Durant 3 run (Ham kick)	4-31; 0:57
DU	1	2:01	Ham 32 field goal	7-20; 2:23
DU	2	12:17	Durant 10 run (Ham kick)	4-72; 0:47
CLT	2	4:21	Elder 5 run (Cruz kick)	17-91; 7:49
DU	3	10:38	Jackson 5 run (Ham kick)	1-5; 0:05
CLT	3	5:50	Tucker 6 pass from Reynolds (Reynolds rush failed)	8-75; 4:48
DU	3	2:35	Calhoun 8 pass from Brice (Ham kick failed)	8-79; 3:10
CLT	4	10:06	Harbison 2 run (Reynolds rush fumbled)	15-83; 7:21
DU	4	10:06	Lewis PAT return	
DU	4	4:17	Waters 2 run (Ham kick)	4-19; 1:56
DU	4	1:02	Holmberg 1 run (Ham kick)	4-75; 2:09

	Charlotte	Duke
First Downs	22	16
Rush-Pass-Penalty	9-10-3	7-8-1
Rushing Attempts-Net Yards	51-177	34-274
Passing Comp.-Att.-Int	18-36-0	10-17-1
Passing Yards	171	127
Total Offensive Plays-Yards	87-348	51-401
Fumbles-Lost	2-2	1-0
Penalties-Yards	5-35	6-35
Punts-Yards-Average	6-165-27.5	2-85-42.5
Time of Possession	42:27	17:33
Sacks By	1-6	5-30
Third Down / Fourth Down Conversions	10-23/3-4	3-7/0-1
Red Zone	3-4	7-7

RUSHING – Charlotte: Harbison 13-57, Tucker 2-43, Camp 6-34, Shoffner 6-28, McAllister 7-15, Elder 4-7, McEachern 1(-3), Reynolds 12(-4);**Duke:** Durant 12-104, Jackson 10-101, Waters 5-78, Brice 4-9, Holmberg 3(-18).**PASSING – Charlotte:** Reynolds 18-34-171-0, Shoffner 0-2-0-0;**Duke:** Brice 8-14-106-0, Holmberg 2-3-21-1.**RECEIVING – Charlotte:** Elder 6-86, Thompson 4-28, Tucker 3-26, Ringwood 2-18, McAllister 2-14, Carriere 1(-1);**Duke:** Calhoun 4-36, Garner 1-28, Harding Jr. 1-17, Smith 1-17, Marwede 1-12, Bobo 1-10, Gray 1-7, Faison-Walden 2-1=3;**TACKLES – Charlotte:** Murray 8-0=8, DeLuca 6-0=6, Williams 0-4=4, Sharpe 3-0=3, Thompson 4-1=5, Tangelo 4-1=5, Waters 4-1=5, Rumph II 4-1=5, Dimukeje 4-1=5.

Game 8 • North Carolina 56, Duke 24

November 7, 2020 • Brooks Field at Wallace Wade Stadium • Durham, N.C.

• Duke dropped a 56-24 decision to North Carolina at Brooks Field at Wallace Wade Stadium

• Junior RB **Mataeo Durant** rushed for a game-long 46-yard scamper for a touchdown to give him at least one run of 45+ yards in three of Duke's last four games

• Durant posted back-to-back games with 100+ rushing yards for the first time in his career and became the first Blue Devil to do so since teammate **Deon Jackson** achieved that mark in 2018

• With 1,096 career yards, Durant became the 50th Blue Devil in program history to reach the 1,000-yard milestone and currently sits 45th all-time at Duke

• Sophomore WR **Eli Pancol** found the end zone for the first time this year on a 22-yard dash in the second quarter

• Sophomore WR **Darrell Harding Jr.** led the Duke receiving corps with five receptions for a career-high 70 yards

• The Blue Devils gave up 42 points in the first half marking the first time a Duke team has allowed 40+ points in the opening half since doing so against Clemson on Nov. 3, 2012

• Senior S **Marquis Waters** led the Blue Devils on defense with 10 tackles, including a tackle for loss

• Senior S **Michael Carter II** intercepted a North Carolina pass midway through the third quarter, his first of the season and third of his career

• Redshirt freshman K **Charlie Ham** converted on a 29-yard field goal attempt

	1	2	3	4	=	Final
North Carolina	21	21	7	7	=	53
Duke	0	10	7	7	=	24

Attendance: 0

Team	Qtr	Time	Play	Drive
NC	1	12:39	Williams 2 pass from Howell (Atkins kick)	8-50; 2:21
NC	1	10:07	Howell 3 run (Atkins kick)	3-66; 1:10
NC	1	2:06	Williams 4 run (Atkins kick)	10-80; 4:16
NC	2	14:43	Carter 22 pass from Howell (Atkins kick)	3-21; 0:47
DU	2	9:32	Pancol 22 run (Ham kick)	12-75; 5:11
NC	2	6:00	Williams 32 run (Atkins kick)	10-65; 3:32
NC	2	1:55	Williams 33 run (Atkins kick)	7-71; 2:15
DU	2	0:01	Ham 29 field goal	8-64; 1:54
NC	3	13:52	Newsome 13 pass from Howell (Atkins kick)	3-28; 1:02
DU	3	12:30	Durant 46 run (Ham kick)	4-75; 1:22
NC	4	13:08	Carter 12 run (Atkins kick)	5-65; 1:47
DU	4	5:36	Waters 2 run (Ham kick)	10-51; 4:00

	North Carolina	Duke
First Downs	30	26
Rush-Pass-Penalty	16-13-1	10-11-5
Rushing Attempts-Net Yards	47-388	42-185
Passing Comp.-Att.-Int	19-28-1	18-32-1
Passing Yards	235	226
Total Offensive Plays-Yards	75-573	74-411
Fumbles-Lost	0-0	2-1
Penalties-Yards	6-80	7-63
Punts-Yards-Average	2-85-42.5	4-175-43.8
Time of Possession	30:56	29:04
Sacks By	5-32	1-6
Third Down / Fourth Down Conversions	6-12/4-4	6-15/2-4
Red Zone	5-6	2-2

RUSHING – North Carolina: Williams 12-151, Carter 17-85, Howell 7-35, Jones 4-27, Brooks 3-20, Criswell 2-13, Ruder 1-7, Henderson 1-0;

Duke: Durant 11-132, Jackson 10-33, Pancol 2-27, Holmberg 9-7, Waters 2-2, Brice 8-(-16).

PASSING – North Carolina: Howell 18-27-235-1, Criswell 1-1-0-0;

Duke: Brice 11-23-155-1, Holmberg 7-9-71-0.

RECEIVING – North Carolina: Newsome 6-57, Williams 4-24, Carter 3-46, Simmons 2-67, D. Brown 2-25, K. Brown 1-16, Henderson 1-0;

Duke: Harding Jr. 5-70, Calhoun 4-34, Pancol 3-24, Durant 2-29, Jackson 1-47, Bobo 1-14, Marwede 1-5, Gray 1-3.

TACKLES – North Carolina: Surratt 5-7=12, Kelly 5-6=11, Gemmel 6-3=9, Rene 4-1=5, Evans 1-4=5, Conley 3-1=4, Hopper 2-2=4;

Duke: Waters 7-3=10, Rumph II 4-2=6, Woods 3-3=6, Heyward 3-2=5, Mausi 3-2=5, Thompson 3-2=5, Alexander 3-1=4, Lewis 3-1=4.

Game 9 • Georgia Tech 56, Duke 33

November 28, 2020 • Bobby Dodd Stadium • Atlanta, Ga.

• In what started out as a back-and-forth affair, Duke ultimately dropped a 56-33 decision to Georgia Tech at Bobby Dodd Stadium

• Redshirt junior QB **Chase Brice** finished 19-of-40 for 273 yards, two touchdowns and an interception

• Brice recorded his sixth game this season with 200+ yards

• Redshirt senior WR **Dennis Smith** finished with a career-high 57 yards on two receptions, including a career-long catch of 44 yards

• Sophomore WR **Jalon Calhoun** led all Duke receivers with four receptions for 50 yards

• Junior RB **Mataeo Durant** recorded two touchdowns during the game, a 1-yard rush and a 30-yard one-handed reception

• Saturday was his fourth career game with multiple touchdowns and second with one receiving and one rushing

• Redshirt junior DE **Chris Rumph II** recorded 2.5 tackles for loss and a forced fumble

• It was Rumph II's fourth game with 2.0+ tackles for loss in his last five appearances

• Redshirt sophomore LB **Shaka Heyward** recovered a muffed punt in the end zone for his first touchdown of the year

• Heyward also earned a safety later in the contest, Duke's first since 2017

• Redshirt freshman P **Porter Wilson** booted his first punt of the night for a career-long 70 yards and totaled 264 yards on six punts

	1	2	3	4	=	Final
Duke	7	19	7	0	=	33
Georgia Tech	14	14	14	14	=	56

Attendance: 11,000

Team	Qtr	Time	Play	Drive
GT	1	13:44	Gibbs 61 run (Stewart kick)	4-75; 1:16
DU	1	8:39	Heyward 0 fumble recovery (Ham kick)	
GT	1	6:11	Carter 12 pass from Sims (Stewart kick)	6-75; 2:28
DU	2	13:50	Durant 1 run (Ham kick)	11-57; 3:49
GT	2	9:15	Gibbs 26 run (Stewart kick)	
DU	2	2:23	Durant 30 pass from Brice (Ham kick)	6-63; 2:14
DU	2	1:57	Heyward safety	
GT	2	1:42	Domineck 0 fumble recovery (Stewart kick)	
DU	2	0:07	Ham 35 field goal	4-0; 0:18
GT	3	10:54	Camp 24 pass from Sims (Stewart kick)	1-24; 0:07
DU	3	2:15	Garner 28 pass from Brice (Ham kick)	6-63; 2:15
GT	3	0:33	Sanders 24 pass from Sims (Stewart kick)	4-65; 1:42
GT	4	10:13	Smith 36 run (Stewart kick)	7-64; 3:26
GT	4	4:42	Smith 22 run (Stewart kick)	7-50; 2:49

	Duke	Georgia Tech
First Downs	23	23
Rush-Pass-Penalty	6-14-3	16-6-1
Rushing Attempts-Net Yards	40-68	48-377
Passing Comp.-Att.-Int	23-47-1	13-23-1
Passing Yards	314	146
Total Offensive Plays-Yards	87-382	71-523
Fumbles-Lost	4-4	3-2
Penalties-Yards	8-63	11-112
Punts-Yards-Average	6-264-44.0	3-124-41.3
Time of Possession	32:03	27:57
Sacks By	2-16	4-21
Third Down / Fourth Down Conversions	6-17/1-3	9-14/0-2
Red Zone	2-2	1-1

RUSHING – Duke: Jackson 19-54, Durant 15-50, Holmberg 2-10, Gray 1-2, Calhoun 1-(-4), Brice 11-(-13);

Georgia Tech: Sims 12-108, Mason 21-105, Gibbs 6-91, Smith 5-60, Howard Jr. 2-8, McCollum 1-7.

PASSING – Duke: Brice 19-40-273-1, Holmberg 3-6-30-0, Gray 1-1-11-0;

Georgia Tech: Sims 13-23-146-1.

RECEIVING – Duke: Calhoun 4-50, Durant 3-48, Bobo 3-39, Jackson 3-22, Smith 2-57, Garner 2-36, Pancol 2-25, Marwede 2-12, Gray 1-14, Carter 1-11;

Georgia Tech: Gibbs 4-48, Camp 2-30, Carter 2-26, Harris 2-8, Sanders 1-24, Mason 1-6, Coco 1-4.

TACKLES – Duke: Waters 5-4=9, Carter II 6-1=7, Thompson 6-1=7, Heyward 3-2=5, Lewis 3-2=5, Mausi 3-1=4, Rumph II 3-1=4, Jordan 2-2=4, Dimukeje 1-3=4;

Georgia Tech: Curry 7-5=12, Jackson 6-2=8, Swilling 5-1=6, Thomas 4-2=6, Walker 3-3=6, Carpenter 5-0=5, Domineck 3-2=5, Brooks 2-2=4, Allen 1-3=4.

Game 10 • [9] Miami 48, Duke 0

December 5, 2020 • Brooks Field at Wallace Wade Stadium • Durham, N.C.

- No. 9 Miami used 524 yards of total offense to defeat Duke, 48-0, at Brooks Field at Wallace Wade Stadium.
- Duke honored 18 players prior to the game for Senior Day
- The outcome marked the first time Duke was shut out since Oct. 4 2008 at Georgia Tech when they dropped a 27-0 decision
- Redshirt junior QB **Chase Brice** finished 20-of-25 for 94 yards
- Brice connected with junior WR **Jake Bobo** on five occasions, totaling a team-best 36 yards
- Senior TE **Mark Birmingham** made his first career reception in the fourth quarter as Holmberg found him for a seven-yard gain
- Redshirt junior TE **Jake Marwede** made the first start of his career, finishing with two receptions for 14 yards
- Sophomore WR **Jalon Calhoun** led all Duke receivers with six receptions for 21 yards
- Junior RB **Mataeo Durant** led the rushing corps with 48 yards on 10 carries
- Senior DE **Victor Dimukeje** led the Blue Devils with 10 tackles, the first double-digit tackle game of his career
- Dimukeje also recorded two tackles for loss for a total of three yards, his second game of the season with 2.0+ tackles for loss
- Redshirt freshman DE **Caleb Oppan** registered the first sack of his career, a 10-yard loss
- Redshirt junior DE **Chris Rumph II** recorded the second fumble recovery of his career early in the first quarter as redshirt junior CB **Leonard Johnson** punched the ball out
- Senior S **Michael Carter II** created two pass breakups and now has eight on the season
- Redshirt freshman P **Porter Wilson** booted the ball seven times for a total of 312 yards, pinning six of the seven inside the 20-yard line

	1	2	3	4	=	Final
Miami	0	0	0	0	=	48
Duke	0	0	0	0	=	0

Attendance: 0

Team	Qtr	Time	Play	Drive
UM	1	6:01	Jordan 24 pass from King (Borregales kick)	12-88; 3:39
UM	1	1:15	Harris 34 run (Borregales kick)	6-80; 1:47
UM	2	9:07	King 11 run (Borregales kick)	5-56; 1:34
UM	3	8:15	Wiggins 2 pass from King (Borregales kick)	9-62; 2:43
UM	3	4:48	Harley 89 pass from King (Borregales kick)	2-91; 0:42
UM	3	2:03	Harris 1 run (Borregales kick)	7-27; 2:35
UM	4	10:50	Borregales 52 field goal	5-48; 2:35
UM	4	8:39	Borregales 32 field goal	5-16; 2:05

	Miami	Duke
First Downs	24	14
Rush-Pass-Penalty	13-10-1	8-5-1
Rushing Attempts-Net Yards	42-220	33-56
Passing Comp.-Att.-Int	17-26-0	25-31-1
Passing Yards	304	121
Total Offensive Plays-Yards	68-524	64-177
Fumbles-Lost	3-1	4-4
Penalties-Yards	3-45	6-55
Punts-Yards-Average	2-83-41.5	7-312-44.6
Time of Possession	27:38	32:22
Sacks By	4-19	1-10
Third Down / Fourth Down Conversions	4-10/1-1	5-15/1-2
Red Zone	4-5	0-0

RUSHING - Miami: Harris 15-96, Chaney 9-62, King 11-46, Knighton 2-11, Matocha 2-5, Perry 2-2;

Duke: Durant 10-48, Jackson 9-14, Holmberg 2-7, Brice 9-0, Waters -(2), Pancol 1(-11).

PASSING - Miami: King 16-24-248-0, Perry 1-2-56-0;

Duke: Brice 20-25-94-0, Holmberg 5-6-27-1.

RECEIVING - Miami: Chaney 4-81, Jordan 4-75, Wiggins 3-14, Harley 2-105, Harris 2-7, Restrepo 1-12, Mallory 1-10;

Duke: Calhoun 6-21, Bobo 5-36, Pancol 5-22, Durant 3-0, Marwede 2-14, Robertson 2-8, Dalmolin 1-13, Birmingham 1-7.

TACKLES - Miami: Bolden 5-4=9, Carter 3-4=7, Roche 4-2=6, Smith 4-2=6, Flagg 1-4=5, Steed 1-4=5, Phillips 3-1=4, Hall 3-1=4, Jennings 2-2=4, Frierson 2-2=4;

Duke: Dimukeje 6-4=10, Heyward 6-1=7, Waters 4-3=7, Lewis 3-4=7, Thompson 3-1=4, Jordan 3-1=4.

Game 11 • Florida State 56, Duke 35

December 12, 2020 • Doak Campbell Stadium • Tallahassee, Fla.

- Duke dropped a 56-35 decision at Florida State in its season finale
- Redshirt junior QB **Chase Brice** finished 7-of-17 for 81 yards and also totaled 30 yards on the ground through five rushes
- Freshman QB **Luca Diamont** made his Duke debut, entering the game in the third quarter and going 5-of-8 for 38 yards while adding 60 yards rushing
- Senior QB **Daniel Karlin** made his first appearance for Duke in the fourth quarter, playing one snap and rushing for a 1-yard touchdown
- Brice connected with sophomore WR **Eli Pancol** for a 26-yard score in the first quarter
- The touchdown was Pancol's first receiving touchdown of the season and his longest since a 39-yard reception against North Carolina A&T in 2019
- Junior RB **Mataeo Durant** took a career-long 64-yard rush to the end zone for Duke's second score of the day
- He finished with 127 yards on 13 carries and a score and became the 13th player in program history to record three or more rushing touchdowns of 20+ yards in a single season
- Redshirt sophomore S **Nate Thompson** led the Blue Devils with seven tackles, a fumble recovery and an interception, becoming the first player to record two takeaways in a single game since former Blue Devil Ben Humphreys had two fumble recoveries against Miami in 2018
- Redshirt junior **Damond Philyaw-Johnson** returned five kickoffs for a total of 115 yards

	1	2	3	4	=	Final
Duke	7	14	0	14	=	35
Florida State	28	0	14	14	=	56

Attendance: 14,872

Team	Qtr	Time	Play	Drive
FSU	1	12:09	Douglas 7 pass from Travis (Grothaus kick)	7-75; 2:45
FSU	1	6:46	Corbin 2 run (Grothaus kick)	8-50; 3:49
FSU	1	5:51	Corbin 14 run (Grothaus kick)	1-14; 0:07
FSU	1	1:54	Ward 26 run (Grothaus kick)	6-65; 2:09
DU	1	0:59	Pancol 26 pass from Brice (Ham kick)	3-52; 0:45
DU	2	11:51	Durant 64 run (Ham kick)	1-64; 0:08
DU	2	5:14	Jackson 1 run (Ham kick)	12-85; 5:19
FSU	3	12:59	Travis 27 run (Grothaus kick)	2-29; 0:37
FSU	2	7:34	Corbin 3 run (Grothaus kick)	8-55; 3:45
FSU	3	13:15	Douglas 68 pass from Travis (Grothaus kick)	1-68; 0:09
DU	3	11:46	Smith 29 pass from Jackson (Ham kick)	5-67; 1:23
FSU	3	11:32	Toafili 73 run (Grothaus kick)	1-73; 0:11
DU	4	2:30	Karlin 1 run (Ham kick)	10-73; 4:51

	Duke	Florida State
First Downs	25	24
Rush-Pass-Penalty	14-6-4	16-6-2
Rushing Attempts-Net Yards	51-245	43-324
Passing Comp.-Att.-Int	13-26-3	14-21-1
Passing Yards	148	198
Total Offensive Plays-Yards	77-393	64-522
Fumbles-Lost	2-1	1-1
Penalties-Yards	9-70	6-57
Punts-Yards-Average	5-204-40.8	3-135-45.0
Time of Possession	30:47	29:13
Sacks By	1-4	0-0
Third Down / Fourth Down Conversions	5-15/2-2	2-9/1-2
Red Zone	2-3	4-5

RUSHING - Duke: Durant 13-127, Diamont 12-60, Jackson 14-34, Brice 5-30, Waters 3-6, Karlin 1-1, Gray 1-1;

Florida State: Toafili 7-117, Travis 12-90, Corbin 16-72, Ward 2-54, Sheffield 1-2, Douglas 2-1.

PASSING - Duke: Brice 7-17-81-2, Diamont 5-8-38-1, Jackson 1-1-29-0;

Florida State: Travis 13-18-192-1, Rodemaker 1-3-6-0

RECEIVING - Duke: Calhoun 4-21, Smith 2-37, Dalmolin 2-29, Pancol 2-28, Gray 2-24, Bobo 1-9;

Florida State: Douglas 3-77, Toafili 3-26, Corbin 3-16, Wilson 2-50, McDonald 1-15, Poitier 1-8, Ward 1-6.

TACKLES - Duke: Thompson 5-2=7, Mausi 4-2=6, Heyward 5-0=5, Johnson 5-0=5, Lewis 2-3=5, Rumph II 2-3=5, Waters 1-4=5, Tangelo 1-3=4;

Florida State: Nasirildeen 3-6=9, Williams 5-3=8, Rice 3-3=6, Gainer 5-0=5, Lundy 3-2=5, Dix 3-2=5, Brownlee 3-1=4, Gant 3-1=4, Robinson 2-2=4.

2020 STATISTICS

RUSHING

Player	G	Att	Gain	Loss	Net	Avg	TD	Long	Avg/G
Mataeo Durant	11	120	837	20	817	6.8	8	64	74.3
Deon Jackson	11	161	723	41	682	4.2	5	65	62.0
Jordan Waters	11	16	103	3	100	6.2	2	70	9.1
Chase Brice	11	91	311	218	93	1.0	1	23	8.5
Luca Diamont	1	12	65	5	60	5.0	0	23	60.0
Eli Pancol	11	4	31	1	20	5.0	1	22	1.8
Gunnar Holmberg	6	23	64	55	9	0.4	1	12	1.5
Noah Gray	10	2	3	0	3	1.5	0	2	0.3
Daniel Karlin	1	1	1	0	1	1.0	1	1	1.0
Jalon Calhoun	11	1	0	4	-4	-4.0	0	0	-0.4
Chris Katrenick	1	3	0	6	-6	-2.0	0	0	-6.0
Team	5	4	0	47	-47	-11.8	0	0	-9.4
Total	11	438	2138	410	1728	3.9	19	70	157.1
Opponents	11	462	2669	324	2345	5.1	31	73	213.2

PASSING

Player	G	Effic	Cmp-Att-Int	Pct	Yds	TD	Lng	Avg/G
Chase Brice	11	107.47	193-352-15	54.8	2170	10	55	197.3
Gunnar Holmberg	6	110.10	18-25-2	72.0	161	0	17	26.8
Luca Diamont	1	77.40	5-8-1	62.5	38	0	17	38.0
Chris Katrenick	1	178.67	2-3-0	66.7	40	0	28	40.0
Noah Gray	10	192.40	1-1-0	100.0	11	0	11	1.1
Deon Jackson	11	673.60	1-1-0	100.0	29	1	29	2.6
Jalon Calhoun	11	-200.00	0-1-1	0.0	0	0	0	0.0
Total	11	108.44	220-391-19	56.3	2449	11	55	222.6
Opponents	11	141.01	184-321-9	57.3	2548	22	89	231.6

RECEIVING

Player	G	No.	Yds	Avg	TD	Long	Avg/G
Jalon Calhoun	11	39	349	8.9	2	34	31.7
Jake Bobo	11	32	358	11.2	1	26	32.5
Noah Gray	10	29	285	9.8	2	24	28.5
Eli Pancol	11	24	241	10.0	1	55	21.9
Dennis Smith	10	16	235	14.7	1	44	23.5
Jarett Garner	10	13	274	21.1	2	52	27.4
Jake Marwede	11	13	145	11.2	1	55	13.2
Darrell Harding Jr.	11	12	160	13.3	0	31	14.5
Mataeo Durant	11	12	107	8.9	1	30	9.7
Deon Jackson	11	10	85	8.5	0	47	7.7
Diamond Philyaw-Johnson	9	7	96	13.7	0	34	10.7
Jontavis Robertson	11	4	25	6.2	0	13	2.3
Nicky Dalmolin	9	3	42	14.0	0	17	4.7
Malik Bowen-Sims	7	3	36	12.0	0	13	5.1
DeWayne Carter	11	1	11	11.0	0	11	1.0
Mark Birmingham	9	1	7	7.0	0	7	0.8
Jordan Waters	11	1	-7	-7.0	0	0	-0.6
Total	11	220	2449	11.1	11	55	222.6
Opponents	11	184	2548	13.8	22	89	231.6

ALL PURPOSE

Player	G	Rush	Rec	PR	KOR	IR	Tot	Avg/G
Mataeo Durant	11	817	107	0	0	0	924	84.0
Deon Jackson	11	682	85	0	0	0	767	69.7
Diamond Philyaw-Johnson	9	0	96	0	349	0	445	49.4
Jake Bobo	11	0	358	6	0	0	364	33.1
Jaylen Stinson	11	0	0	0	355	0	355	32.3
Jalon Calhoun	11	-4	349	3	0	0	348	31.6
Noah Gray	10	3	285	0	0	0	288	28.8
Jarett Garner	10	0	274	0	0	0	274	27.4
Eli Pancol	11	20	241	0	0	0	261	23.7
Dennis Smith	10	0	235	0	0	0	235	23.5
Darrell Harding Jr.	11	0	160	15	0	0	175	15.9
Jake Marwede	11	0	145	0	0	0	145	13.2
Chase Brice	11	93	0	0	0	0	93	8.5
Jordan Waters	11	100	-7	0	0	0	93	8.5
Jontavis Robertson	11	0	25	55	0	0	80	7.3
Luca Diamont	1	60	0	0	0	0	60	60.0
Nicky Dalmolin	9	0	42	0	0	0	42	4.7
Malik Bowen-Sims	7	0	36	0	0	0	36	5.1
Josh Blackwell	2	0	0	35	0	0	35	17.5
Michael Carter II	11	0	0	0	0	33	33	3.0
Dorian Maudi	11	0	0	32	0	0	32	2.9
Isaiah Fisher-Smith	9	0	0	24	0	0	24	2.7
DeWayne Carter	11	0	11	0	0	0	11	1.0
Gunnar Holmberg	6	9	0	0	0	0	9	1.5
Mark Birmingham	9	0	7	0	0	0	7	0.8
Rocky Shelton II	9	0	0	0	0	3	3	0.3
Daniel Karlin	1	1	0	0	0	0	1	1.0
Chris Katrenick	1	-6	0	0	0	0	-6	-6.0
Team	5	-47	0	0	0	0	-47	-9.4
Total	11	1728	2449	170	704	36	5087	462.5
Opponents	11	2345	2548	12	550	207	5662	514.7

FUMBLE RETURNS

Player	No.	Yds	Avg	TD	Long
Drew Jordan	1	0	0.0	0	0
Jaylen Stinson	0	0	0.0	1	0
Shaka Heyward	0	0	0.0	1	0
Total	1	0	0.0	2	0
Opponents	2	33	16.5	2	28

TOTAL OFFENSE

Player	G	Plays	Rush	Pass	Total	Avg/G
Chase Brice	11	443	93	2170	2263	205.7
Mataeo Durant	11	120	817	0	817	74.3
Deon Jackson	11	162	682	29	711	64.6
Gunnar Holmberg	6	48	9	161	170	28.3
Jordan Waters	11	16	100	0	100	9.1
Luca Diamont	1	20	60	38	98	98.0
Chris Katrenick	1	6	-6	40	34	34.0
Eli Pancol	11	4	20	0	20	1.8
Noah Gray	10	3	3	11	14	1.4
Daniel Karlin	1	1	1	0	1	1.0
Jalon Calhoun	11	2	-4	0	-4	-0.4
Team	5	4	-47	0	-47	-9.4
Total	11	829	1728	2449	4177	379.7
Opponents	11	783	2345	2548	4893	444.8

SCORING

Player	TD	FGs	Kick	Rush	Rcv	Pass	DXP	Saf	Points
Charlie Ham	-	13-15	30-32	-	-	-	-	-	69
Mataeo Durant	9	-	-	-	-	-	-	-	54
Deon Jackson	5	-	-	-	-	-	-	-	30
Eli Pancol	2	-	-	-	-	-	-	-	12
Jordan Waters	2	-	-	-	-	-	-	-	12
Jarett Garner	2	-	-	-	-	-	-	-	12
Jalon Calhoun	2	-	-	-	-	-	-	-	12
Noah Gray	2	-	-	-	-	-	-	-	12
Chase Brice	1	-	-	1-1	-	-	-	-	8
Shaka Heyward	1	-	-	-	-	-	-	1	8
Dorian Maudi	1	-	-	-	-	-	-	-	6
Jaylen Stinson	1	-	-	-	-	-	-	-	6
Dennis Smith	1	-	-	-	-	-	-	-	6
Jake Bobo	1	-	-	-	-	-	-	-	6
Jake Marwede	1	-	-	-	-	-	-	-	6
Daniel Karlin	1	-	-	-	-	-	-	-	6
Gunnar Holmberg	1	-	-	-	-	-	-	-	6
Jeremiah Lewis	-	-	-	-	-	-	1	-	2
Total	33	13-15	30-32	1-1	-	-	1	1	273
Opponents	56	10-13	53-54	0-2	-	-	-	-	419

FIELD GOALS

Player	M-A	Pct	01-19	20-29	30-39	40-49	50-99	Lg	Blk
Charlie Ham	13-15	86.7	0-0	5-5	5-6	3-4	0-0	47	0

PUNTING

Player	No.	Yds	Avg	Long	TB	FC	I20	50+	Blkd
Porter Wilson	53	2276	42.9	70	2	14	21	12	1
Team	1	0	0.0	0	0	0	0	0	0
Total	54	2276	42.1	70	2	14	21	12	1
Opponents	53	2175	41.0	64	6	11	15	10	3

KICKOFFS

Player	No.	Yds	Avg	TB	OB	Retn	Net	YdLn
Jack Driggers	23	1348	58.6	6	2			
Charlie Ham	22	1384	62.9	10	1			
Jackson Hubbard	8	461	57.6	2	2			
Porter Wilson	1	58	58.0	0	0			
Total	54	3251	60.2	18	5	22.0	41.7	23
Opponents	76	4792	63.1	38	0	20.1	41.3	23

PUNT RETURNS

Player	No.	Yds	Avg	TD	Long
Jontavis Robertson	7	55	7.9	0	21
Josh Blackwell	5	35	7.0	0	13
Jake Bobo	2	6	3.0	0	9
Jalon Calhoun	2	3	1.5	0	3
Darrell Harding Jr.	1	15	15.0	0	0
Isaiah Fisher-Smith	1	24	24.0	0	0
Dorian Maudi	0	32	0.0	1	32
Total					

DEFENSE

Player	G	Solo	Asst	Total	TFL	Sacks	Int	PBU	QBH	FR	FF	Blk	Saf
Shaka Heyward	11	49	31	80	8.5-25	3.0-11	.	.	4	1-0	.	.	1
Marquis Waters	11	46	25	71	7.0-16	1.0-6	.	7	2
Chris Rumph II	11	25	28	53	12.5-70	8.0-54	.	1	5	1-0	1	.	.
Jeremiah Lewis	11	25	21	46	3.5-3	.	2-0	10
Victor Dimukeje	11	23	21	44	11.5-61	7.5-54	.	1	5	1-0	2	.	.
Nate Thompson	11	33	10	43	1.0-2	.	1-0	.	.	1-0	.	.	.
Michael Carter II	11	26	15	41	3.0-8	.	2-33	8
Derrick Tangelo	11	24	16	40	4.0-14	2.0-11	.	1	1	1-0	3	.	.
Drew Jordan	11	12	23	35	4.5-21	3.5-20	.	.	1	3-0	.	.	.
Rocky Shelton II	9	14	21	35	3.5-16	1.5-11	1-3
Dorian Mausi	11	13	16	29	2.0-10	1.5-9	.	.	1
Ben Frye	11	10	18	28	3.0-10	1.0-4	.	.	2
Lummie Young IV	5	13	13	26	1.0-1	.	1-0	1	.	.	1	.	.
Jalen Alexander	11	20	5	25	1.0-1	.	.	2	1
Leonard Johnson	10	18	5	23	1.0-2	.	1-0	3	.	1-0	1	.	.
J'Marick Woods	9	11	11	22	.	.	.	1
Christian Hood	5	10	6	16	1-0	1	.	.
Jaylen Stinson	11	8	4	12	1-0	.	.	.
DeWayne Carter	11	4	8	12	3.0-15	1.0-7
Gary Smith III	10	5	4	9
Mark Gilbert	2	7	1	8	.	.	1-0
Sayyid Stevens	11	3	3	6
Josh Blackwell	2	3	1	4	1.0-2
Christian Rorie	7	1	3	4	0.5-3
R.J. Oben	9	1	3	4	0.5-4
Da'Ouan Johnson	8	1	3	4
Mataeo Durant	11	2	1	3
Caleb Oppan	10	2	1	3	1.0-10	1.0-10	.	.	1
Aeneas Peebles	10	1	2	3
Isaiah Fisher-Smith	9	.	2	2	2	.
Damond Philyaw-Johnson	9	2	.	2
Jontavis Robertson	11	1	1	2
Mark Birmingham	9	2	.	2
Deon Jackson	11	1	1	2
Dennis Smith	10	2	.	2
John Taylor	11	.	2	2
Noah Gray	10	1	.	1
Malik Bowen-Sims	7	1	.	1
Nicky Dalmolin	9	.	1	1
Graham Barton	6	1	.	1
Michael Reese	2	1	.	1
Ryan Smith	7	1	.	1
Tony Davis	3	1	.	1
Casey Holman	11	1	.	1
Jarett Garner	10	1	.	1	1	.	.
Grissim Anderson	2	1	.	1
Maurice McIntyre	9	.	1	1
Eli Pancol	11	1	.	1
Jake Marwede	11	1	.	1
Jackson Hubbard	10	.	1	1
Jalon Calhoun	11	1	.	1
Darrell Harding Jr.	11	1	.
Total	11	430	328	758	73-294	31-197	9-36	35	23	11-0	10	3	1
Opponents	11	474	342	816	82-327	37-195	19-207	38	26	20-33	18	1	.

2020 STARTING LINEUPS

Offense	QB	RB	TE	WR	WR	WR	LT	LG	C	RG	RT
at Notre Dame	Brice	Jackson	Gray	Philyaw-Johnson	Bobo	Calhoun	Holman	Chambers	Taylor	Monk	Hamilton
BOSTON COLLEGE	Brice	Jackson	Gray	Philyaw-Johnson	Bobo	Calhoun	Holman	McIntyre	Taylor	Monk	Hamilton
at Virginia	Brice	Jackson	Gray	D. Smith	Bobo	Calhoun	Holman	McIntyre	Taylor	Monk	Hamilton
VIRGINIA TECH	Brice	Jackson	Gray	Philyaw-Johnson	Bobo	Calhoun	Holman	McIntyre	Taylor	Monk	Hamilton
at Syracuse	Brice	Jackson	Gray	D. Smith	Bobo	Calhoun	Holman	Chambers	Taylor	Monk	Hamilton
at NC State	Brice	Jackson	Gray	D. Smith	Bobo	Calhoun	Holman	Chambers	Taylor	Monk	Hamilton
CHARLOTTE	Brice	Jackson	Gray	D. Smith	Bobo	Calhoun	Holman	Chambers	Barton	Monk	Hamilton
NORTH CAROLINA	Brice	Jackson	Gray	D. Smith	Bobo	Calhoun	Holman	Chambers	Barton	Monk	Hamilton
at Georgia Tech	Brice	Jackson	Gray	Garner	Bobo	Calhoun	Holman	Chambers	Barton	Monk	Hamilton
MIAMI	Brice	Jackson	Marwede	D. Smith	Bobo	Calhoun	Holman	Chambers	Barton	Monk	Hamilton
at Florida State	Brice	Jackson	Marwede	D. Smith	Bobo	Calhoun	Holman	Chambers	Barton	Monk	Hamilton

Defense	DE	DT	DT	DE	MLB	WLB	CB	CB	S (S)	S (B)	S (R)
at Notre Dame	Rumph II	Frye (DT)	Tangelo	Dimukeje	Heyward	Shelton II	Gilbert	Blackwell	Carter II	Waters	Young IV
BOSTON COLLEGE	Rumph II	Frye (DT)	Tangelo	Dimukeje	Heyward	Shelton II	Gilbert	Blackwell	Carter II	Waters	Woods
at Virginia	Rumph II	Frye (DT)	D. Carter	Dimukeje	Heyward	Shelton II	L. Johnson	Lewis	Carter II	Waters	Young IV
VIRGINIA TECH	Rumph II	Frye (DT)	Tangelo	Dimukeje	Heyward	Shelton II	L. Johnson	Lewis	Carter II	Waters	Woods
at Syracuse	Rumph II	Frye (DT)	Tangelo	Dimukeje	Heyward	Shelton II	L. Johnson	Lewis	Carter II	Waters	Thompson
at NC State	Rumph II	Frye (DT)	Tangelo	Dimukeje	Heyward	Shelton II	L. Johnson	Lewis	Carter II	Waters	Young IV
CHARLOTTE	Rumph II	Jordan (DE)	Tangelo	Dimukeje	Heyward	Shelton II	Carter II	Lewis	Alexander	Waters	Thompson
NORTH CAROLINA	Rumph II	Frye (DT)	Tangelo	Dimukeje	Heyward	Shelton II	Carter II	Lewis	Alexander	Waters	Young IV
at Georgia Tech	Rumph II	Frye (DT)	Tangelo	Dimukeje	Heyward	Mausi	L. Johnson	Lewis	Carter II	Waters	Thompson
MIAMI	Rumph II	Frye (DT)	Tangelo	Dimukeje	Heyward	Mausi	L. Johnson	Lewis	Carter II	Waters	Thompson
at Florida State	Rumph II	Jordan (DE)	Tangelo	Dimukeje	Heyward	Mausi	L. Johnson	Lewis	Carter II	Waters	Thompson

2020 ACC STANDINGS (One ACC Division Due to COVID-19 Pandemic)

Team	ACC GAMES				OVERALL				
	W	L	Home	Road	W	L	Home	Road	Neutral
Notre Dame	9	0	5-0	4-0	10	2	6-0	4-0	0-2
Clemson	8	1	5-0	3-1	10	2	6-0	3-1	1-1
Miami	7	2	3-1	4-1	8	3	4-1	4-1	0-1
North Carolina	7	3	4-1	3-2	8	4	5-1	3-2	0-1
NC State	7	3	4-1	3-2	8	4	5-1	3-2	0-1
Boston College	5	5	3-2	2-3	6	5	4-2	2-3	0-0
Pittsburgh	5	5	3-2	2-3	6	5	4-2	2-3	0-0
Virginia Tech	5	5	3-2	2-3	5	6	3-3	2-3	0-0
Virginia	4	5	4-1	0-4	5	5	5-1	0-4	0-0
Wake Forest	3	4	2-1	1-3	4	5	3-1	1-3	0-1
Georgia Tech	3	6	2-3	1-3	3	7	2-4	1-3	0-0
Louisville	3	7	3-2	0-5	4	7	4-2	0-5	0-0
Florida State	2	6	2-2	0-4	3	6	3-2	0-4	0-0
Duke	1	9	0-4	1-5	2	9	1-4	1-5	0-0
Syracuse	1	9	1-4	0-5	1	10	1-5	0-5	0-0

ALL-ACC

First Team Offense

QB Trevor Lawrence, Clemson	178
RB Travis Etienne, Clemson	161
RB Michael Carter, North Carolina	150
WR Amari Rodgers, Clemson	178
WR Dyami Brown, North Carolina	167
WR Zay Flowers, Boston College	147
TE Hunter Long, Boston College	144
AP Travis Etienne, Clemson	112
OT Liam Eichenberg, Notre Dame	158
OT Christian Darrisaw, Virginia Tech	130
OG Aaron Banks, Notre Dame	134
OG Tommy Kraemer, Notre Dame	133
C Alec Lindstrom, Boston College	84

Second Team Offense

QB Sam Howell, North Carolina	104
RB Javonte Williams, North Carolina	145
RB Kyren Williams, Notre Dame	112
WR Jaquarii Roberson, Wake Forest	119
WR Tutu Atwell, Louisville	73
WR Dez Fitzpatrick, Louisville	62
TE Brevin Jordan, Miami	85
AP Khalil Herbert, Virginia Tech	97
OT Jackson Carman, Clemson	96
OT Robert Hainsey, Notre Dame	78
OG Ben Petrula, Boston College	86
OG Matt Bockhorst, Clemson	63
C Jimmy Morrissey, Pitt	80

Third Team Offense

QB Ian Book, Notre Dame	73
RB Khalil Herbert, Virginia Tech	109
RB Zonovan Knight, NC State	34
WR Michael Harley, Miami	58
WR Taj Harris, Syracuse	57
WR Cornell Powell, Clemson	53
TE Michael Mayer, Notre Dame	51
AP Michael Carter, North Carolina	75
OT Ikem Ekwonu, NC State	67
OT Zion Johnson, Boston College	52
OG Joshua Ezeudu, North Carolina	59
OG Joe Sculthorpe, NC State	51
C Jarrett Patterson, Notre Dame	73

First Team Specialists

PK Jose Borregales, Miami	142
P Pressley Harvin III, Georgia Tech	161
SP DJ Turner, Pitt	124

Second Team Specialists

PK Alex Kessman, Pitt	74
P Lou Hedley, Miami	95
SP Nykeim Johnson, Syracuse	123

First Team Defense

DE Patrick Jones II, Pitt	138
DE Rashad Weaver, Pitt	127
DT Bryan Bresee, Clemson	135
DT Alim McNeill, NC State	106
LB Chazz Surratt, North Carolina	149
LB Jeremiah Owusu-Koramoah, Notre Dame	139
LB Payton Wilson, NC State	127
CB Asante Samuel, Jr., Florida State	154
CB Derion Kendrick, Clemson	129
S Divine Deablo, Virginia Tech	146
S Kyle Hamilton, Notre Dame	134

Second Team Defense

DE Jaelan Phillips, Miami	123
DE Chris Rumph II, Duke	95
DT Marvin Wilson, Florida State	82
DT Myron Tagovailoa-Amosa, Notre Dame	79
LB Isaiah McDuffie, Boston College	83
LB James Skalski, Clemson	76
LB Charles Snowden, Virginia	67
CB Andrew Booth, Clemson	90
CB Kei'Trel Clark, Louisville	83
S Nolan Turner, Clemson	115
S Bubba Bolden, Miami	89
S Damar Hamlin, Pitt	89

Third Team Defense

DE Carlos Basham Jr., Wake Forest	53
DE Quincy Roche, Miami	48
DT Jarrod Hewitt, Virginia Tech	71
DT Miles Fox, Wake Forest	67
LB SirVocea Dennis, Pitt	62
LB Nick Jackson, Virginia	60
LB Max Richardson, Boston College	52
CB Nick McCloud, Notre Dame	74
CB Ifeatu Melifonwu, Syracuse	56
S Michael Carter II, Duke	45
S Nick Andersen, Wake Forest	44

Third Team Specialists

PK Nick Sciba, Wake Forest	49
P Nolan Cooney, Syracuse	59
SP Thayer Thomas, NC State	81

Honorable Mention Specialists

PK B.T. Potter, Clemson	27
PK James Turner, Louisville	21
PK Christopher Dunn, NC State	20
PK Brian Johnson, Virginia Tech	20
P Kirk Christodoulou, Pitt	30
SP Jahmyr Gibbs, Georgia Tech	56

2020 ACC BOWL RESULTS

Cheez-It Bowl - No. 21 Oklahoma State 37, No. 18 Miami 34
Taxslayer Gator Bowl - Kentucky 23, No. 23 NC State 21
Capital One Orange Bowl - No. 5 Texas A&M 41, No. 13 North Carolina 27
Rose Bowl (CFP Semifinal) - No. 1 Alabama 31, No. 4 Notre Dame 14
Sugar Bowl (CFP Semifinal) - No. 3 Ohio State 49, No. 2 Clemson 28
Duke's Mayo Bowl - Wisconsin 42, Wake Forest 28

2020 ACC AWARD RECIPIENTS

Coach of the Year: Brian Kelly, Notre Dame
Player of the Year & Offensive Player of the Year: Trevor Lawrence, Clemson
Defensive Player of the Year: Jeremiah Owusu-Koramoah, Notre Dame
Rookie of the Year & Offensive Rookie of the Year: Kyren Williams, Notre Dame
Defensive Rookie of the Year: Bryan Bresee, Clemson

Academic

Brandon Barlow, DL	BC	Tomari Fox, DL	UNC
Grant Carlson, P	BC	Sam Howell, QB	UNC
Zion Johnson, OL	BC	Cam'ron Kelly, DB	UNC
Deon Jones, DB	BC	Ben Kiernan, P	UNC
Marcus Valdez, DL	BC	Ikem Ekwonu, OL	NCST
Max Richardson, LB	BC	Grant Gibson, OL	NCST
Matt Bockhorst, OG	CLEM	Trenton Gill, P	NCST
Andrew Booth, CB	CLEM	Joe Sculthorpe, OL	NCST
Braden Galloway, TE	CLEM	Joe Shimko, LS	NCST
Trevor Lawrence, QB	CLEM	Drake Thomas, WR	NCST
B.T. Potter, PK	CLEM	Thayer Thomas, WR	NCST
Will Putnam, OG	CLEM	Ian Book, QB	ND
Baylon Spector, LB	CLEM	Robert Hainsey, OL	ND
Will Spiers, P	CLEM	Tommy Kraemer, OL	ND
Will Swinney, WR/H	CLEM	Michael Mayer, TE	ND
Jake Bobo, WR	DUKE	Javon McKinley, WR	ND
Michael Carter II, S	DUKE	Ben Skowronek, WR	ND
Rakavius Chambers, OG	DUKE	Drake Thomas, WR	ND
Victor Dimukeje, DE	DUKE	Cal Adomitis, LS	PITT
Ben Frye, DT	DUKE	Deslin Alexandre, DE	PITT
Noah Gray, TE	DUKE	Kirk Christodoulou, P	PITT
Charlie Ham, PK	DUKE	Gabe Houy, OT	PITT
Devery Hamilton, OT	DUKE	Jimmy Morrissey, C	PITT
Casey Holman, OT	DUKE	Matthew Bergeron, OL	CUSE
Marquis Waters, S	DUKE	Ja'had Carter, DB	CUSE
Porter Wilson, P	DUKE	Kingsley Jonathan, DL	CUSE
Jashaun Corbin, RB	FSU	Airon Servais, OL	CUSE
Janarius Robinson, DE	FSU	Andre Szmyt, PK	CUSE
Robert Scott, OL	FSU	D'Angelo Amos, DB	VIR
Ryan Camp, WR	GT	Joey Blount, S	VIR
Jalen Johnson, OL	GT	Brian Delaney, PK	VIR
CJ Avery, LB	LOU	Nash Griffin, P	VIR
Robbie Bell, OL	LOU	Nick Jackson, LB	VIR
Jared Goldwire, DL	LOU	Terrell Jana, WR	VIR
Isaiah Hayes, S	LOU	Dillon Reinkensmeyer, OL	VIR
Russ Yeast, S	LOU	Oscar Bradburn, P	VIR
Jose Borregales, PK	MIAMI	Khalil Herbert, RB	VT
Bubba Bolden, DB	MIAMI	Brock Hoffmann, OL	VT
Amari Carter, S	MIAMI	Dax Hollifield, LB	VT
DJ Ivey, CB	MIAMI	James Mitchell, TE	VT
Clay James, LS	MIAMI	Luke Tenuta, OL	VT
D'Eriq King, QB	MIAMI	Nick Andersen, DB	WF
Jaelan Phillips, DE	MIAMI	Taylor Morin, WR	WF
Quincy Roche, DE	MIAMI	Traveon Redd, DB	WF
Jarrid Williams, OL	MIAMI	Nick Sciba, PK	WF
Don Chapman, DB	UNC	Zach Tom, OL	WF
Ja'Quarious Conley, DB	UNC		

2020 ACC TEAM STATISTICS

TOTAL OFFENSE	G	Run	Pass	Plys	Yds	PP	TD	PG
1. North Carolina	12	2830	3617	849	6447	7.6	66	537.2
2. Clemson	12	1846	4182	901	6028	6.7	64	502.3
3. Notre Dame	12	2533	2849	867	5382	6.2	48	448.5
4. Wake Forest	9	1467	2533	690	4000	5.8	36	444.4
5. Louisville	11	2200	2686	735	4886	6.6	41	444.2
6. Virginia Tech	11	2641	2207	727	4848	6.7	40	440.7
7. Miami	11	1788	3050	803	4838	6.0	44	439.8
8. Virginia	10	1627	2606	745	4233	5.7	38	423.3
9. Florida State	9	1799	1771	644	3570	5.5	29	396.7
10. Georgia Tech	10	1908	1991	691	3899	5.6	32	389.9
11. Boston College	11	1119	3126	751	4245	5.7	34	385.9
12. NC State	12	1470	3154	834	4624	5.5	44	385.3
13. Pitt	11	1319	2857	814	4176	5.1	34	379.6
14. ►Duke	11	1724	2449	829	4173	5.0	30	379.4
15. Syracuse	11	1012	1906	656	2918	4.4	20	265.3

RUSHING OFFENSE	G	Att	Yds	Avg	TD	PG
1. Virginia Tech	11	473	2641	5.6	27	240.1
2. North Carolina	12	492	2830	5.8	35	235.8
3. Notre Dame	12	505	2533	5.0	33	211.1
4. Louisville	11	420	2200	5.2	21	200.0
5. Florida State	9	352	1799	5.1	19	199.9
6. Georgia Tech	10	408	1908	4.7	18	190.8
7. Wake Forest	9	380	1467	3.9	22	163.0
8. Virginia	10	366	1627	4.4	16	162.7
9. Miami	11	422	1788	4.2	18	162.5
10. ►Duke	11	438	1724	3.9	19	156.7
11. Clemson	12	411	1846	4.5	33	153.8
12. NC State	12	433	1470	3.4	20	122.5
13. Pitt	11	389	1319	3.4	20	119.9
14. Boston College	11	361	1119	3.1	11	101.7
15. Syracuse	11	320	1012	3.2	5	92.0

PASS OFFENSE	G	Cmp	Att	Int	Pct.	Yds	Avg	TD	PG
1. Clemson	12	326	490	6	66.5	4182	8.5	31	348.5
2. North Carolina	12	244	357	8	68.3	3617	10.1	31	301.4
3. Boston College	11	242	390	8	62.1	3126	8.0	23	284.2
4. Wake Forest	9	175	310	5	56.5	2533	8.2	14	281.4
5. Miami	11	239	381	6	62.7	3050	8.0	26	277.3
6. NC State	12	252	401	15	62.8	3154	7.9	24	262.8
7. Virginia	10	221	379	14	58.3	2606	6.9	22	260.6
8. Pitt	11	245	425	12	57.6	2857	6.7	14	259.7
9. Louisville	11	202	315	12	64.1	2686	8.5	20	244.2
10. Notre Dame	12	231	362	3	63.8	2849	7.9	15	237.4
11. ►Duke	11	220	391	19	56.3	2449	6.3	11	222.6
12. Virginia Tech	11	158	254	6	62.2	2207	8.7	13	200.6
13. Georgia Tech	10	152	283	13	53.7	1991	7.0	14	199.1
14. Florida State	9	159	292	13	54.5	1771	6.1	10	196.8
15. Syracuse	11	173	336	12	51.5	1906	5.7	15	173.3

SCORING OFFENSE	G	TD	XP	2XP	DXP	FG	Saf	Pts	Avg.
1. Clemson	12	67	18	64	0	1	0	522	43.5
2. North Carolina	12	66	12	64	1	1	0	500	41.7
3. Wake Forest	9	40	14	38	2	0	0	324	36.0
4. Miami	11	45	20	38	3	0	0	314	34.0
5. Notre Dame	12	51	15	50	0	0	0	401	33.4
6. Virginia Tech	11	40	20	34	4	0	0	342	31.1
7. Virginia	10	40	10	35	1	0	0	307	30.7
8. NC State	12	47	12	43	0	0	1	363	30.2
9. Louisville	11	41	13	40	0	0	0	325	29.5
10. Pitt	11	36	23	32	1	0	0	319	29.0
11. Boston College	11	36	18	32	2	0	0	306	27.8
12. Florida State	9	30	8	26	0	0	1	232	25.8
13. ►Duke	11	33	13	30	1	1	1	273	24.8
14. Georgia Tech	10	34	3	26	0	0	0	239	23.9
15. Syracuse	11	24	9	23	0	0	1	196	17.8

TOTAL DEFENSE	G	Run	Pass	Plys	Yds	PP	TD	PG
1. Clemson	12	1352	2570	781	3922	5.0	26	326.8
2. Pitt	11	1029	2706	765	3735	4.9	34	339.5
3. Notre Dame	12	1356	2767	742	4123	5.6	26	343.6
4. Louisville	11	1979	2081	703	4060	5.8	34	369.1
5. North Carolina	12	1851	2960	829	4811	5.8	42	400.9
6. Miami	11	1919	2573	803	4492	5.6	36	408.4
7. NC State	12	2087	2893	909	4980	5.5	38	415.0
8. Boston College	11	1885	2700	750	4585	6.1	39	416.8
9. Wake Forest	9	1650	2271	663	3921	5.9	37	435.7
10. Virginia	10	1385	3044	693	4429	6.4	33	442.9
11. ►Duke	11	2345	2548	783	4893	6.2	53	444.8
12. Virginia Tech	11	1996	2926	795	4922	6.2	43	447.5
13. Florida State	9	1793	2314	635	4107	6.5	41	456.3
14. Georgia Tech	10	1892	2701	784	4593	5.9	43	459.3
15. Syracuse	11	2300	2803	877	5103	5.8	43	463.9

RUSHING DEFENSE	G	Att	Yds	Avg	TD	PG
1. Pitt	11	388	1029	2.7	11	93.5
2. Clemson	12	438	1352	3.1	9	112.7
3. Notre Dame	12	354	1356	3.8	12	113.0
4. Virginia	10	370	1385	3.7	14	138.5
5. North Carolina	12	434	1851	4.3	25	154.2
6. Boston College	11	400	1885	4.7	21	171.4
7. NC State	12	488	2087	4.3	18	173.9
8. Miami	11	422	1919	4.5	16	174.5
9. Louisville	11	414	1979	4.8	19	179.9
10. Virginia Tech	11	406	1996	4.9	24	181.5
11. Wake Forest	9	365	1650	4.5	20	183.3
12. Georgia Tech	10	428	1892	4.4	21	189.2
13. Florida State	9	350	1793	5.1	25	199.2
14. Syracuse	11	504	2300	4.6	24	209.1
15. ►Duke	11	462	2345	5.1	31	213.2

PASS DEFENSE	G	Cmp	Att	Int	Pct.	Yds	Avg	TD	PG
1. Louisville	11	155	289	5	53.6	2081	7.2	15	189.2
2. Clemson	12	190	343	14	55.4	2570	7.5	17	214.2
3. Notre Dame	12	225	388	7	58.0	2767	7.1	14	230.6
4. ►Duke	11	184	321	9	57.3	2548	7.9	22	231.6
5. Miami	11	241	381	7	63.3	2573	6.8	20	233.9
6. NC State	12	247	421	10	58.7	2893	6.9	20	241.1
7. Boston College	11	216	350	9	61.7	2700	7.7	18	245.5
8. Pitt	11	211	377	14	56.0	2706	7.2	23	246.0
9. North Carolina	12	230	395	8	58.2	2960	7.5	17	246.7
10. Wake Forest	9	189	298	13	63.4	2271	7.6	17	252.3
11. Syracuse	11	244	373	13	65.4	2803	7.5	19	254.8
12. Florida State	9	189	285	8	66.3	2314	8.1	16	257.1
13. Virginia Tech	11	240	389	12	61.7	2926	7.5	19	266.0
14. Georgia Tech	10	209	356	6	58.7	2701	7.6	22	270.1
15. Virginia	10	203	323	11	62.8	3044	9.4	19	304.4

SCORING DEFENSE	G	TD	XP	2XP	DXP	FG	Saf	Pts	Avg.
1. Notre Dame	12	27	16	24	1	0	0	236	19.7
2. Clemson	12	30	11	29	0	0	0	242	20.2
3. Pitt	11	35	9	33	0	0	0	270	24.5
4. Louisville	11	35	16	29	2	0	1	293	26.6
5. Miami	11	37	13	36	0	0	0	297	27.0
6. Boston College	11	39	14	32	0	1	1	312	28.4
7. NC State	12	41	21	37	1	0	1	350	29.2
8. North Carolina	12	44	15	36	4	0	0	353	29.4
9. Virginia	10	34	19	31	1	0	0	296	29.6
10. Virginia Tech	11	45	13	42	1	0	0	353	32.1
11. Syracuse	11	45	16	40	1	0	0	360	32.7
12. Wake Forest	9	37	12	37	0	0	0	295	32.8
13. Florida State	9	43	8	40	1	0	0	324	36.0
14. Georgia Tech	10	46	15	43	1	0	1	368	36.8
15. ►Duke	11	56	10	53	0	0	0	419	38.1

KICKOFF RETURNS	G	Ret.	Yds.	TD	Avg.
1. Wake Forest	9	15	352	1	23.5
2. Syracuse	11	31	725	1	23.4
3. Virginia Tech	11	23	534	0	23.2
4. Virginia	10	23	533	0	23.2
5. NC State	12	23	526	1	22.9
6. Clemson	12	19	434	0	22.8
7. Pitt	11	17	370	0	21.8
8. Notre Dame	12	23	492	0	21.4
9. Florida State	9	29	604	0	20.8
10. Miami	11	22	452	0	20.5
11. ►Duke	11	35			

2020 ACC INDIVIDUAL STATISTICS

RUSHING	G	Att	Yards	Avg	TD	Lg	PG
1. Michael Carter-NC	11	156	1245	8.0	9	65	113.2
2. Khalil Herbert-VT	11	154	1182	7.7	8	76	107.5
3. Javonte Williams-NC	11	157	1140	7.3	19	65	103.6
4. Kyren Williams-ND	12	211	1125	5.3	13	65	93.8
5. Christian Beal-Smith-WF	9	142	732	5.2	5	58	81.3
6. Travis Etienne-CU	12	168	914	5.4	14	72	76.2
7. ▶ Mataeo Durant-DU	11	120	817	6.8	8	64	74.3
8. Kenneth Walker III-WF	8	119	579	4.9	13	75	72.4
9. Jordan Traver-FS	8	97	559	5.8	7	88	69.9
10. Sean Tucker-SU	9	137	626	4.6	4	40	69.6

PASSING AVG/GAME	G	Cmp	Att	Int	Pct.	Yds	TD	PG
1. Trevor Lawrence-CU	10	231	334	5	.692	3153	24	315.3
2. Sam Howell-NC	12	237	348	7	.681	3586	30	298.8
3. Kenny Pickett-UP	9	203	332	9	.611	2408	13	267.6
4. Phil Jurkovec-BC	10	205	336	5	.610	2558	17	255.8
5. Sam Hartman-WF	9	159	273	5	.582	2224	13	247.1
6. D'Eriq King-UM	11	211	329	5	.641	2686	23	244.2
7. Malik Cunningham-UL	11	195	304	12	.641	2617	20	237.9
8. Ian Book-ND	12	228	353	3	.646	2830	15	235.8
9. Brennan Armstrong-VA	9	157	268	11	.586	2117	18	235.2
10. Bailey Hockman-ST	10	171	266	11	.643	2088	13	208.8

PASSING EFFICIENCY	G	Cmp	Att	Int	Pct.	Yds	TD	Eff.
1. Sam Howell-NC	12	237	348	7	.681	3586	30	179.1
2. Trevor Lawrence-CU	10	231	334	5	.692	3153	24	169.2
3. D'Eriq King-UM	11	211	329	5	.641	2686	23	152.7
4. Malik Cunningham-UL	11	195	304	12	.641	2617	20	150.3
5. Ian Book-ND	12	228	353	3	.646	2830	15	144.3
6. Brennan Armstrong-VA	9	157	268	11	.586	2117	18	138.9
7. Sam Hartman-WF	9	159	273	5	.582	2224	13	138.7
8. Phil Jurkovec-BC	10	205	336	5	.610	2558	17	138.7
9. Bailey Hockman-ST	10	171	266	11	.643	2088	13	138.1
10. Kenny Pickett-UP	9	203	332	9	.611	2408	13	129.6

RECEPTIONS	G	Rec	Yards	TD	Lg	Avg/C	PG
1. Jaquarii Roberson-WF	9	62	926	8	80	102.9	6.9
2. Billy Kemp IV-VA	10	67	644	1	29	64.4	6.7
3. Amari Rodgers-CU	12	77	1020	7	83	85.0	6.4
4. Jordan Addison-UP	10	60	666	4	75	66.6	6.0
5. Taj Harris-SU	10	58	733	5	79	73.3	5.8
6. Michael Harley-UM	11	57	799	7	89	72.6	5.2
Hunter Long-BC	11	57	685	5	36	62.3	5.2
8. Tutu Atwell-UL	9	46	625	7	66	69.4	5.1
9. Zay Flowerz-BC	11	56	892	9	77	81.1	5.1
10. Dyami Brown-NC	11	55	1099	8	87	99.9	5.0

RECEIVING YARDS	G	Rec	Yards	TD	Lg	Avg/C	PG
1. Jaquarii Roberson-WF	9	62	926	8	80	14.9	102.9
2. Dyami Brown-NC	11	55	1099	8	87	20.0	99.9
3. Amari Rodgers-CU	12	77	1020	7	83	13.2	85.0
4. Zay Flowerz-BC	11	56	892	9	77	15.9	81.1
5. Dez Fitzpatrick-UL	11	43	833	3	82	19.4	75.7
6. Cornell Powell-CU	12	53	882	7	70	16.6	73.5
7. Taj Harris-SU	10	58	733	5	79	12.6	73.3
8. Donavon Greene-WF	8	29	582	2	41	20.1	72.8
9. Michael Harley-UM	11	57	799	7	89	14.0	72.6
10. Tutu Atwell-UL	9	46	625	7	66	13.6	69.4

TOTAL OFFENSE	G	Run	Pass	Ply	Tot	PG
1. Trevor Lawrence-CU	10	203	3153	402	3356	335.6
2. Sam Howell-NC	12	146	3586	440	3732	311.0
3. Brennan Armstrong-VA	9	552	2117	394	2669	296.6
4. Malik Cunningham-UL	11	609	2617	435	3226	293.3
5. D'Eriq King-UM	11	538	2686	459	3224	293.1
6. Kenny Pickett-UP	9	145	2408	413	2553	283.7
7. Ian Book-ND	12	485	2830	469	3315	276.2
8. Phil Jurkovec-BC	10	150	2558	413	2708	270.8
9. Sam Hartman-WF	9	-1	2224	336	2223	247.0
10. Jeff Sims-GT	10	492	1881	377	2373	237.3

ALL PURPOSE	G	Rush	Rcv	PR	KR	Yds	PG
1. Khalil Herbert-VT	11	1182	179	0	430	1791	162.8
2. Michael Carter-NC	11	1245	267	0	156	1668	151.6
3. Travis Etienne-CU	12	914	588	44	189	1772	147.7
4. Javonte Williams-NC	11	1140	305	0	0	1445	131.4
5. Kyren Williams-ND	12	1125	313	0	0	1438	119.8
6. Zonovan Knight-ST	12	788	136	0	329	1253	104.4
7. Jaquarii Roberson-WF	9	0	926	0	0	926	102.9
8. Donavon Greene-WF	8	0	582	0	238	820	102.5
9. Dyami Brown-NC	11	0	1099	0	0	1099	99.9
10. DJ Turner-UP	12	65	634	125	311	1135	94.6

SCORING	G	TD	XPT	FG	2XP	Pts	PG
1. Javonte Williams-NC	11	22	0	0	0	132	12.0
2. Kenneth Walker III-WF	8	13	0	0	0	78	9.8
3. B.T. Potter-CU	12	0	18	61	0	115	9.6
4. Nick Sciba-WF	8	0	14	31	0	73	9.1
5. Alex Kessman-UP	11	0	23	31	0	100	9.1
6. Jose Borregales-UM	11	0	20	37	0	97	8.8
7. Brian Johnson-VT	11	0	20	34	0	94	8.5
8. Grayson Atkins-NC	12	0	12	63	0	99	8.2
9. Travis Etienne-CU	12	16	0	0	0	96	8.0
10. Aaron Boumerhi-BC	10	0	16	30	0	78	7.8

FIELD GOALS PER GAME	G	FG	FGA	Pct.	FG/G
1. Alex Kessman-UP	11	23	29	79.3	2.09
2. Jose Borregales-UM	11	20	22	90.9	1.82
Brian Johnson-VT	11	20	26	76.9	1.82
4. Nick Sciba-WF	8	14	17	82.4	1.75
5. Aaron Boumerhi-BC	10	16	20	80.0	1.60
6. B.T. Potter-CU	12	18	23	78.3	1.50
7. Jonathan Doerer-ND	12	15	23	65.2	1.25
8. ▶ Charlie Ham-DU	11	13	15	86.7	1.18
James Turner-UL	11	13	15	86.7	1.18
10. Brian Delaney-VA	10	10	13	76.9	1.00

PUNTING AVERAGE	G	Pnt	Yds	LG	Avg
1. Pressley Harvin III-GT	9	45	2161	70	48.0
2. Lou Hedley-UM	11	49	2311	60	47.2
3. Trenton Gill-ST	12	52	2334	62	44.9
4. Kyren Cooney-SU	11	74	3314	64	44.8
5. Kirk Christodoulou-UP	11	53	2368	61	44.7
6. Will Spiers-CU	12	45	1979	64	44.0
7. Alex Mastromanno-FS	8	35	1523	54	43.5
8. ▶ Porter Wilson-DU	11	53	2276	70	42.9
9. Grant Carlson-BC	11	43	1825	62	42.4
10. Nash Griffin-VA	10	42	1780	58	42.4

KICKOFF RETURNS	G	Ret	Yds	TD	Lg	Avg
1. Khalil Herbert-VT	11	16	430	0	83	26.9
2. Nykheim Johnson-SU	11	17	395	0	49	23.2
3. ▶ Jaylen Stinson-DU	11	17	355	0	40	20.9
4. Chris Tyree-ND	12	22	456	0	38	20.7
5. ▶ D. Phillyaw-Johnson-DU	9	18	349	0	39	19.4

PUNT RETURNS	G	Ret	Yds	TD	LG	Avg
1. Dazz Newsome-NC	12	17	168	0	38	9.9
2. DJ Turner-UP	12	15	125	0	25	8.3
3. Billy Kemp IV-VA	10	14	71	0	19	5.1

INTERCEPTIONS	G	Int	Yds	TD	Lg	Avg
1. Divine Deablo-VT	9	4	5	0	5	0.44
Nick Andersen-WF	9	4	0	0	0	0.44
3. Asante Samuel-FS	8	3	74	0	38	0.38
4. Mikel Jones-SU	11	4	41	0	27	0.36
5. Jason Pinnoch-UP	10	3	20	0	20	0.30
6. Jahmin Muse-BC	11	3	50	0	38	0.27
7. Nolan Turner-CU	12	3	52	0	31	0.25
8. Brian Murray-VT	9	2	92	0	47	0.22
Ja'Sir Taylor-WF	9	2	45	1	45	0.22
10. Marquis Williams-UP	10	2	45	0	34	0.20

PASSES DEFENDED	G	BrUp	Int.	Total	Avg/G
1. Asante Samuel-FS	8	6	3	9	1.12
2. Kei'Trel Clark-UL	10	10	1	11	1.10
3. Garrett Williams-SU	11	10	2	12	1.09
4. Brandon Sebastian-BC	11	10	1	11	1.00
Nick Andersen-WF	9	5	4	9	1.00
▶ Jeremiah Lewis-DU	11	9	2	11	1.00
7. Shyheim Batts-ST	12	10	1	11	0.92
8. Ifeatu Melifonwu-SU	11	9	1	10	0.91
▶ Michael Carter II-DU	11	8	2	10	0.91
10. Damar Hamlin-UP	10	7	2	9	0.90

TACKLES	G	UA	A	Total	PG
1. Payton Wilson-ST	10	57	51	108	10.8
2. Nick Jackson-VA	10	55	50	105	10.5
3. Isaiah McDuffie-BC	11	54	53	107	9.7
4. Max Richardson-BC	11	47	52	99	9.0
5. David Curry-GT	10	41	43	84	8.4
6. Chazz Surratt-NC	11	49	42	91	8.3
7. Ja'Quez Williams-WF	9	41	32	73	8.1
8. Quez Jackson-GT	10	45	35	80	8.0
9. Zane Zandier-VA	10	32	47	79	7.9
10. Isaiah Moore-ST	12	38	56	94	7.8

SACKS	G
-------	---

2020 DEPARTED LETTERMEN

Mark Birmingham

#89 • TE • 6-4 • 250
Ashburn, Va. (Briar Woods)

Lettered four seasons (2017-18-19-20) ... played in 35 games with one reception for seven yards ... lone catch came against Miami in 2020 ... on the field for 296 career snaps ... graduated from Duke in May 2020, with a degree in public policy and a history minor ... graduated from Duke in May 2021, with a master's degree in management studies.

Chase Brice

#8 • QB • 6-3 • 235
Grayson, Ga. (Grayson)

Lettered one season (2020) ... in 11 career games (11 starts), completed 193-of-352 (.548) passes for 2,170 yards and 10 TDs against 15 INTs ... rushed 91 times for 93 yards (1.02) and one TD ... recorded a pass efficiency rating of 107.47 ... compiled 2,263 yards of total offense ... was responsible for 11 of Duke's total 33 TDs in 2020 ... earned the 24th spot on Duke's single-season list for passing yards in a season ... accumulated 20+ pass completions on six occasions ... threw for a career-high 279 yards versus Virginia Tech ... posted three passes of 50+ yards against Virginia, Notre Dame and Syracuse; two went for TDs ... threw for over 200+ yards in six games ... on the field for 749 snaps ... transferred to Appalachian State.

Brice's Rushing Statistics

Year	Att.	Yards	Avg.	TD
2018*	16	93	5.81	0
2019*	14	94	6.71	1
2020	91	93	0.98	1
Total	121	280	2.31	2

NOTE: Played at Clemson in 2018 and 2019
See page 153 for complete bio and passing statistics

Michael Carter II

#26 • S • 5-11 • 190
Douglasville, Ga. (South Paulding)

Lettered four seasons (2017-18-19-20) ... team captain in 2020 ... third team All-ACC selection in 2020, three-time Academic All-ACC pick (2018-19-20), 2021 NFF University Scholar-Athlete Award recipient and 2021 CoSIDA Academic All-District III First Team honoree ... awarded the team's K.D. Kennedy Iron Devil Award (2019),

Steve Brooks Captain Award (2020), and Willis Aldridge Award (2020) ... in 46 career games (36 starts), had 135 tackles, 7.5 TFL, 1.5 sacks, four INTs, 24 PBUs, one caused fumble, one fumble recovery and one QB pressure ... tallied 2+ tackles in 30 games, including a career-high nine stops versus Alabama in 2019 ... one of three defensive players in Duke history to start multiple bowl game victories (2017 Quick Lane & 2018 Walk-On's Independence) ... 24 career PBUs placed him tied with Quinton McCracken (1988-91) for 10th all-time in program history ... played 2,581 career snaps ... graduated from Duke in December 2020, with a degree in public policy and a certificate in markets and management ... represented Duke at the NFLPA Collegiate Bowl in January 2021 ... fifth round (154th overall pick) selection in the 2021 NFL Draft by the New York Jets.

Carter II's Defensive Statistics

Year	UT	AT	TT	TFL	PB
2017	12	6	18	2.5-13	2
2018	18	5	23	0.0-0	6
2019	30	23	53	2.0-9	8
2020	26	15	41	3.0-8	8
Total	86	49	135	7.5-30	24

Rakavius Chambers

#67 • OG • 6-4 • 335
Opelika, Ala. (Opelika)

Lettered four seasons (2017-18-19-20) ... three-time All-ACC Academic Team recipient (2018-19-20), 2021 CoSIDA Academic All-District III First Team honoree and member of the 2020 Allstate American Football Coaches Association (AFCA) Good Works Team ... saw action in every game while at Duke (49 games), making 33 starts along the offensive line ... played 2,832 career snaps and had two bowl wins to his resume (2017 Quick Lane Bowl and 2018 Walk-On's Independence Bowl) ... helped block for an offense that averaged 375.69 yards of total offense per game ... also paved the way for the Blue Devils to record 12 games with 40-plus points ... graduated from Duke in May 2021, with a degree in biology ... recipient of the 2021 Weaver-James-Corrigan Postgraduate Scholarship Award.

Matthew Cone

#36 • K • 6-1 • 200
Louisville, Tenn. (Maryville)

Lettered one season (2020) ... in one career game, played one snap ... gradu-

ated from Duke in December 2020, with a degree in economics and finance and a minor in classical civilizations.

Victor Dimukeje

#51 • DE • 6-3 • 265
Baltimore, Md. (Boys' Latin School)

Lettered four seasons (2017-18-19-20) ... two-time All-ACC selection (2019-20) ... 2017 First Team Freshman All-America selection by *ESPN.com* ... awarded the team's 2020 Mike McGee Award ... started every game during tenure (49 games) and had 166 tackles, 36.0 TFL, 21.5 sacks, one INT, five caused fumbles, three fumble recoveries, three PBUs and 28 QB pressures ... owned 32 games with 3+ tackles and 12 outings with 5+ stops, including a career-high 10 tackles against No. 9 Miami in 2020 ... had five games with 2.0+ TFL, including a career-best 3.5 against Boston College in 2020 ... posted a career-high 3.5 sacks versus the Eagles to tie with teammate Chris Rumph II for second all-time on Duke's single-game chart ... finished second all-time in career sacks, was 0.5 away from tying record ... tied Mike Junkin (1983-86) for eighth all-time in career TFL list ... one of three defensive players in Duke history to start multiple bowl game victories (2017 Quick Lane & 2018 Walk-On's Independence) ... one of nine Blue Devils in program history to have recovered a fumble in a bowl game ... played 2,779 career snaps ... graduated from Duke in December 2020, with a degree in evolutionary anthropology ... sixth round (210th overall pick) selection in the 2021 NFL Draft by the Arizona Cardinals.

Dimukeje's Defensive Statistics

Year	UT	AT	TT	TFL	QBS
2017	19	21	40	7.5-23	2.0-11
2018	18	23	41	7.5-24	3.5-28
2019	18	23	41	9.5-60	8.5-59
2020	23	21	44	11.5-61	7.5-54
Total	78	88	166	36.0-168	21.5-152

See pages 224-226 for career defensive statistics

Jack Driggers

#38 • K • 5-11 • 165
Tallahassee, Fla. (Leon)

Lettered three seasons (2017-18-20) ... played in 25 games, registering 124 kickoffs for 7,367 yards (59.41) with 36 touchbacks against four kicks out of bounds ... also recorded three tackles

on kickoff coverage ... on the field for 123 career snaps ... graduated from Duke in May 2021, with a degree in political science and a minor in economics.

Driggers' Kicking Statistics

Year	KO	YARDS	AVG	TB
2017	64	3,955	61.80	17
2018	37	2,064	55.78	13
2020	23	1,348	58.61	6
Total	124	7,367	59.41	36

Noah Gray

#87 • TE • 6-4 • 240
Leominster, Mass. (Leominster Senior)

Lettered four seasons (2017-18-19-20) ... team captain in 2020 ... 2019 Second Team All-America pick by *The Walter Camp Football Foundation* ... 2019 Second Team All-ACC choice ... two-time Academic All-ACC selection (2019-20) ... awarded the team's Claude "T" Mooreman II Award (2019 & 2020) and Steve Brooks Captain Award (2020) ... missed only one game during tenure (48 career games with 21 starts), and had 105 receptions for 948 yards (9.03) and eight TDs ... owned 26 games with 2+ receptions, including a career-high seven catches at Wake Forest in 2019 ... caught 4+ passes in 12 contests ... reached 20+ receiving yards in 21 games with a career-high 76 yards coming at Wake Forest in 2019 ... broke Duke's all-time career receptions mark by a tight end in 2020 ... finished fourth in program history for most career TD receptions by a tight end ... concluded career having caught 1+ receptions in 26 consecutive games ... played 1,890 career snaps ... graduated from Duke in December 2020, with a degree in political science and a certificate in markets and management ... represented Duke at the Reese's Senior Bowl in January 2021 ... fifth round (162nd overall pick) selection in the 2021 NFL Draft by the Kansas City Chiefs.

Gray's Receiving Statistics

Year	Rec	Yards	Avg.	TD
2017	5	37	7.40	2
2018	20	234	11.70	1
2019	51	392	7.69	3
2020	29	285	9.83	2
Total	105	948	9.03	8

See pages 201-208 for career receiving statistics

Mark Gilbert

#28 • CB • 6-1 • 175
Fayetteville, N.C. (Terry Sanford)

Lettered four seasons (2016-17-18-20) ... 2017 First Team All-ACC selection ... 2016 Second Team Freshman All-ACC pick by *Athlon Sports* ... in 29 career games (20 starts), accumulated 65 tackles, 5.0 TFL, seven INT, and 17 PBUs ... had 15 games with 2+ tackles, including a career-high eight stops against Virginia in 2017 ... posted two games with 2+ INTs, including a career-high two against Northwestern (2017) and Wake Forest (2017) ... recorded five games with 2+ PBUs, including a career-high three versus Baylor (2017) and Virginia Tech (2017) ... graduated holding Duke's single-season record for total passes defended with 21 (6 INTs & 15 PBUs) in 2017 and is the only player in Duke history to record 5+ INTs and 15+ PBUs in a single campaign ... shares Duke single-season record with Erwin Sampson (1989) for PBUs with 15 in 2017 ... played 1,484 career snaps ... graduated from Duke in December 2020, with a degree in sociology and a certificate in documentary studies ... signed free agent contract with the NFL's Pittsburgh Steelers in May 2021.

Gilbert's Defensive Statistics

Year	UT	AT	TT	TFL	INT
2016	14	4	18	2.0	0
2017	19	16	35	3.0	6
2018	4	0	4	0.0	0
2020	7	1	8	0.0	1
Total	44	21	65	5.0	7

Devery Hamilton

#72 • OT • 6-9 • 310
Ellicott City, Md. (Gilman)

Lettered one season (2020) ... 2020 Academic All-ACC selection ... awarded the team's 2020 Dan "Tiger" Hill Award ... started 11 career games during lone season in Durham ... helped block for an attack that averaged 379.7 yards of total offense per game in 2020 ... created paths for running backs Mataeo Durant and Deon Jackson to record four and two games with over 100-plus rushing yards, respectively ... helped the Duke offense register 33 total TDs, including 19 via the ground game ... blocked for an aerial attack that threw for over 2,400-plus yards for the 11th time in the last 12 seasons ... graduated from Duke in May 2021, with a master's degree in management studies ... represented Duke at the Spiral Tropical Bowl in January 2021 ... signed free agent contract with the NFL's Las Vegas Raiders in May 2021.

Christian Hood

#45 • LB • 6-0 • 215
Missouri City, Texas (Hightower)

Lettered one season (2020) ... in five career games, registered 16 tackles, one caused fumble and one fumble recovery ... earned a career-best five tackles against Virginia in 2020 ... also recorded caused fumble and fumble recovery versus the Cavaliers in 2020 ... tallied 2+ tackles in all five contests.

Marvin Hubbard III

#20 • RB • 5-9 • 190
Tyrone, Ga. (Sandy Creek)

Lettered two seasons (2018-20) ... played in five games before suffering a career-ending injury ... rushed 30 times for 118 yards (3.93) ... caught two passes for zero yards (0.00) ... earned a career-high 96 rushing yards against N.C. Central in 2018 ... on the field for 59 career snaps ... graduated from Duke in May 2021, with a degree in sociology and a certificate in markets and management.

Deon Jackson

#4 • RB • 6-0 • 220
Atlanta, Ga. (Pace Academy)

Lettered four seasons (2017-18-19-20) ... team captain in 2020 ... 2018 Second Team All-ACC selection ... awarded the team's Bob Pascal Award (2019 & 2020) and Steve Brooks Captain Award (2020) ... missed only one game during tenure (48 career games with 31 starts), and rushed 526 times for 2,267 yards (4.31) with 18 TDs, caught 61 passes for 534 yards (8.75) and four TDs, completed 2-of-3 pass attempts for 41 yards with one TD and one INT and returned 28 kickoffs for 611 yards (21.8) ... scored 132 career points ... rushed for 50+ yards in 21 career games ... topped the 100-yard plateau on the ground four times, against Pittsburgh (10-16; 2018), Miami (14-11; 2018), Syracuse (30-16; 2020) and Charlotte (10-10; 2020) ... earned 18 rushing attempts of 20+ yards, including a career-long 75-yard TD jaunt versus Miami in 2018 ... posted 15 games with 2+ pass receptions, including a career-high seven catches against Wake Forest in 2018 ... had six games with 30+ receiving yards, including a career-best 89 yards at Pittsburgh in 2018 ... recorded two scoring plays of 70+ yards (75-yard rush vs. Miami, 2018 & 84-yard reception vs. Pittsburgh, 2018) ... surpassed 100 kickoff return yards twice, against Pittsburgh (6-15; 2018) and Wake Forest (6-10; 2018) ... rushed for 847 yards

in 2018, the most for a back during the David Cutcliffe Era and the 10th highest single-season total in program history ... established the Duke single-game record with 403 all-purpose yards (162 rushing, 89 receiving & 152 kickoff return) at Pittsburgh in 2018 ... became just the third player in ACC history to reach the 400 all-purpose yardage plateau (Clemson's Tobias Palmer; 496 vs. N.C. State in 2012 & Wake Forest's John Leach; 411 vs. Maryland in 1993) ... finished ranked sixth on Duke's career rushing and rushing attempts chart, while also becoming the eighth player to surpass the 2,000-rushing yard mark during their career ... tied Shaun Wilson for 13th all-time in program lore for rushing TDs in a career ... became just the fifth player in Blue Devil history to rush for 2,000+ yards while registering multiple rushing TDs in three consecutive seasons ... joined teammate Mataeo Durant in 2020 to become the fourth pair of running backs to have eclipsed the 600-yard mark on the ground during the same season ... finished tied for sixth in program history with four career TDs receptions by a running back and 12th in career all-purpose yards with 3,412 ... on the field for 1,842 snaps ... signed free agent contract with the NFL's Indianapolis Colts in May 2021.

Jackson's Rushing Statistics

Year	Att.	Yards	Avg.	TD
2017	32	97	3.03	0
2018	161	847	5.26	7
2019	172	641	3.73	6
2020	161	682	4.24	5
Total	526	2,267	4.31	18

Jackson's Receiving Statistics

Year	Rec	Yards	Avg.	TD
2017	4	4	1.00	0
2018	26	253	9.73	2
2019	21	192	9.14	2
2020	10	85	8.50	0
Total	61	534	8.75	4

See pages 194-200 for career rushing statistics

See pages 201-208 for career receiving statistics

Drew Jordan

#86 • DE • 6-3 • 270
Suwanee, Ga. (North Gwinnett)

Lettered four seasons (2017-18-19-20) ... in 48 games (21 starts), compiled 102 tackles, 15.0 TFL, 10.0 sacks, one caused fumble, four fumble recoveries and 12 QB pressures ... had 25 games with 2+ tackles and eight contests with 5+ stops, including a career-high seven

tackles against Boston College in 2020 ... recorded 1.0 TFL in 11 games with a career-best 1.5 versus North Carolina in 2019 ... garnered a career-high three QB pressures at Northwestern in 2018 and Virginia Tech in 2019 ... tallied seven games with 1.0 sacks ... played 2,160 career snaps ... graduated from Duke in May 2021, with a degree in evolutionary anthropology and a minor in sociology ... transferred to Michigan State.

Jordan's Defensive Statistics

Year	UT	AT	TT	TFL	QBS
2017	7	9	16	3.0-15	3.0-15
2018	21	12	33	4.0-19	2.5-16
2019	7	11	18	3.5-8	1.0-3
2020	12	23	35	4.5-21	3.5-20
Total	47	55	102	15.0-63	10.0-54

Daniel Karlin

#0 • QB • 6-3 • 240
Providence, R.I. (Classical)

Lettered one season (2020) ... played in one game against Florida State in 2020 ... recorded one rushing attempt for one yard and a TD ... on the field for one snap ... graduated from Duke in December 2020, with a double major in economics and finance with a minor in classical civilizations.

Chris Katrenick

#15 • QB • 6-3 • 215
Algonquin, Ill. (Harry D. Jacobs)

Lettered three seasons (2018-19-20) ... in eight career games, completed 10-of-28 passes (.357) for 143 yards and two TDs with one INT while rushing 18 times for 44 yards (4.4) and one TD ... played 121 career snaps ... graduated from Duke in May 2020, with a degree in public policy and a certificate in markets and management ... graduated from Duke in May 2021 with a master's degree in management studies ... transferred to Eastern Illinois.

Katrenick's Rushing Statistics

Year	Att.	Yards	Avg.	TD
2018	2	3	1.50	0
2019	13	47	3.62	1
2020	3	-6	-2.00	0
Total	18	44	2.44	1

Robert Kraeling

#77 • OG • 6-8 • 310
Bishop, Ga. (Prince Avenue Christian)

Four-year letterman (2017-18-19-20) ... recipient of the program's 2018 K.D. Kennedy Iron Devil Award, presented to the team member who plays the most snaps during the season ... in 46

career games (13 starts), has played 1,291 snaps ... graduated from Duke in May 2020, with a history degree and a certificate in markets and management ... graduated from Duke in May 2021, with a master's degree in arts in teaching.

Damond Philyaw-Johnson

#85 • WR • 6-2 • 170
Pensacola, Fla. (West Florida Tech)

Lettered three seasons (2018-19-20) ... 2019 Fourth Team All-America pick from *Phil Steele* as a return specialist ... Second Team All-ACC selection as a return specialist in 2019 ... in 31 career games (four starts), registered 15 receptions for 184 yards (12.27) and 35 kickoff returns for 898 yards (25.66) with two TDs ... shares NCAA single-game record with two kickoff returns for TDs against Wake Forest in 2019 ... one of two players in ACC history with multiple kickoff returns for TDs in a single game, joining Clemson's Justin Miller (2 vs. Florida State, 2004) ... graduated holding Duke's single-game records for kickoff returns for TDs (2 vs. Wake Forest, 2019), kickoff return yards (251 vs. Wake Forest, 2019) and kickoff return average (50.20 vs. Wake Forest, 2019) ... holds Duke single-season record for kickoff return average (32.29 in 2019) ... ranks tied for third on Duke's career chart for kickoff returns for TDs ... played 1,036 career snaps ... graduated from Duke in May 2021, with a degree in sociology and a minor in education ... transferred to Jacksonville State.

Philyaw-Johnson's Receiving Statistics

Year	Rec	Yards	Avg.	TD
2018	6	57	9.50	0
2019	2	31	15.50	0
2020	7	96	13.71	0
Total	15	184	12.27	0

Philyaw-Johnson's Kick Return Statistics

Year	KOR	Yards	Avg.	TD
2018	0	0	0.00	0
2019	17	549	32.29	2
2020	18	349	19.39	0
Total	35	898	25.66	2

Chris Rumph II

#96 • DE • 6-4 • 235
Gainesville, Fla. (Buchholz)

Lettered three seasons (2018-19-20) ... team captain in 2020 ... 2019 First and Second Team All-America choice by *Pro Football Focus* and *Sports Illustrated*, respectively ... 2018 First Team *USA Today* Freshman All-America pick ...

two-time All-ACC selection (2019-20) ... awarded the team's Mike McGee Award (2020) and Steve Brooks Captain Award (2020) ... in 36 games (12 starts), compiled 125 tackles, 34.0 TFL, 17.5 sacks, two forced fumbles, two fumble recoveries, five PBUs and 18 QB pressures ... had 27 games with 2+ tackles, including a career-high eight stops against Miami in 2019 and Boston College in 2020 ... finished career riding a 31-game tackle streak ... recorded 2.0+ TFL in nine games with a career-best 4.0 at Georgia Tech in 2018 and Middle Tennessee in 2019 ... had 2.0+ sacks in four games including a career-high 3.5 sacks against Miami in 2019 ... sack total against the Hurricanes marked the second highest single-game total in Duke history, behind only a 4.0 sack outing by Blaine Earon vs. Georgia Tech in 1949 ... graduated third all-time in career sacks and 10th in career TFL ... played 1,499 career snaps... graduated from Duke in December 2020, with a degree in sociology and a minor in cultural anthropology ... fourth round (118th overall pick) selection in the 2021 NFL Draft by the Los Angeles Chargers.

Rumph II's Defensive Statistics

Year	UT	AT	TT	TFL	QBS
2018	12	13	25	8.0-29	3.0-22
2019	19	28	47	13.5-44	6.5-30
2020	25	28	53	12.5-70	8.0-54
Total	56	69	125	34.0-143	17.5-106

See pages 224-226 for career defensive statistics

Rocky Shelton II

#43 • LB • 6-0 • 235
Fort Lauderdale, Fla. (St. Thomas Aquinas)

Lettered two seasons (2019-20) ... in 25 career games (eight starts), compiled 38 tackles, 3.5 TFL, 1.5 sacks, one INT and one fumble recovery ... registered a career-best eight tackles against N.C. State in 2020 ... earned a career-high 2.5 TFL and 1.5 sacks against Notre Dame in 2020 ... tallied lone INT against Virginia in 2020 ... blocked one career punt against North Carolina A&T in 2019 ... on the field for 657 snaps.

Shelton II's Defensive Statistics

Year	UT	AT	TT	TFL	QBS
2018	0	0	0	0.0-0	0.0-0
2019	0	3	3	0.0-0	0.0-0
2020	14	21	35	3.5-16	1.5-11
Total	14	24	38	3.5-16	1.5-11

Dennis Smith

#14 • WR • 6-2 • 190
Gaffney, S.C. (Gaffney)

Lettered one season (2020) ... in 16 career games (seven starts), registered 16 receptions for 235 yards (16.79) with one TD ... earned 30+ receiving yards in five contests, including a career-best 57 yards against Georgia Tech in 2020 ... scored lone TD on a 29-yard reception against Florida State ... recorded career-long 44-yard reception against Georgia Tech in 2020 ... transferred to Eastern Michigan.

Derrick Tangelo

#54 • DT • 6-2 • 310
Gaithersburg, Md. (The Bullis School)

Lettered four seasons (2017-18-19-20) ... in 45 career games (27 starts), had 114 tackles, 12.0 TFL, 4.5 sacks, five forced fumbles, two fumble recoveries, two QB pressures and one PBU ... had 20 games with 3+ tackles, including a career-high 10 stops against N.C. Central in 2018 ... registered a career-best 3.0 TFL against Syracuse in 2020 ... played 1,484 career snaps ... transferred to Penn State.

Tangelo's Defensive Statistics

Year	UT	AT	TT	TFL	QBS
2017	4	2	6	2.0-10	1.0-9
2018	19	26	45	4.0-11	1.5-9
2019	11	12	23	2.0-6	0.0-0
2020	24	16	40	4.0-14	2.0-11
Total	58	56	114	12.0-41	4.5-29

Marquis Waters

#0 • S • 6-1 • 200
Delray Beach, Fla. (Atlantic)

Lettered four seasons (2017-18-19-20) ... in 49 career games (35 starts), had 234 tackles, 13.0 TFL, three INTs, one fumble recovery, 18 PBUs, seven QB pressures and one blocked field goal ... had a span of 30 straight games with 2+ tackles dating from Dec. 26, 2017 - Oct. 3, 2020 ... owned 35 games with 3+ tackles and 26 contests with 5+ tackles ... reached double figure tackles four times in his career against Pittsburgh (10 in 2018), Wake Forest (13 in 2019), Virginia Tech (10 in 2020), and North Carolina (10 in 2020) ... played 2,869 career snaps ... graduated from Duke in December 2020, with a sociology degree and an education minor with a certificate in markets and management ... transferred to Texas Tech.

Waters' Defensive Statistics

Year	UT	AT	TT	TFL	PBU
2017	15	7	22	1.0-3	0
2018	40	28	68	3.0-3	4
2019	47	26	73	2.0-3	7
2020	46	25	71	7.0-16	7
Total	148	86	234	13.0-25	18

Aaron Wright

#46 • TE • 6-6 • 245
Glen Allen, Va. (Deep Run)

Lettered one season (2020) ... played in two games against Charlotte in 2020 and N.C. Central in 2018 ... on the field for two snaps ... graduated from Duke in May 2021, with a degree in mechanical engineering and a certificate in innovation and entrepreneurship.



HISTORY

ANNUAL LEDGER

Year	Coach	Record	*Conf.	\$Finish	#AP	Pts.	Opp.
1888	Dr. John F. Crowell	2-1	-	-	-	41	49
1889	Dr. John F. Crowell	2-0	-	-	-	9	4
1890	-	0-1	-	-	-	4	10
1891	-	3-0	-	-	-	122	4
1892	-	1-3	-	-	-	38	108
1893	-	3-1	-	-	-	88	40
1894	-	0-1	-	-	-	0	28
1895-1919 - NO TEAM							
1920	Floyd J. Egan	4-0-1	-	-	-	53	20
1921	James Baldwin	6-1-2	-	-	-	147	32
1922	Herman Steiner	7-2-1	-	-	-	156	57
1923	S.M. Alexander	5-4	-	-	-	205	104
1924	Howard Jones	4-5	-	-	-	129	99
1925	Pat Herron	4-5	-	-	-	58	142
1926	James DeHart	3-6	-	-	-	124	106
1927	James DeHart	4-5	-	-	-	215	117
1928	James DeHart	5-5	-	-	-	155	117
1929	James DeHart	4-6	-	-	-	153	260
1930	James DeHart	8-1-2	4-1-1	4th	-	147	48
1931	Wallace Wade	5-3-2	3-3-1	8th	-	74	46
1932	Wallace Wade	7-3	5-3	9th	-	153	40
1933	Wallace Wade	9-1	4-0	1st	-	181	42
1934	Wallace Wade	7-2	3-1	t3rd	-	185	40
1935	Wallace Wade	8-2	5-0	1st	-	214	45
1936	Wallace Wade	9-1	7-0	1st	11	208	28
1937	Wallace Wade	7-2-1	5-1	4th	20	228	56
1938	Wallace Wade	9-1	5-0	1st	3	117	7
1939	Wallace Wade	8-1	5-0	1st	8	183	42
1940	Wallace Wade	7-2	4-1	2nd	18	203	52
1941	Wallace Wade	9-1	5-0	1st	2	327	68
1942	Eddie Cameron	5-4-1	3-1-1	5th	-	211	98
1943	Eddie Cameron	8-1	4-0	1st	7	335	34
1944	Eddie Cameron	6-4	4-0	1st	11	230	118
1945	Eddie Cameron	6-2	4-0	1st	13	229	114
1946	Wallace Wade	4-5	3-2	5th	-	134	86
1947	Wallace Wade	4-3-2	3-1-1	4th	19	79	90
1948	Wallace Wade	4-3-2	3-2-1	7th	-	144	92
1949	Wallace Wade ^{SOCON}	6-3	4-2	4th	-	260	117
1950	Wallace Wade	7-3	5-2	6th	-	202	108
1951	Bill Murray	5-4-1	4-2	6th	-	201	157
1952	Bill Murray ^{SOCON}	8-2	5-0	1st	16	227	72
1953	Bill Murray	7-2-1	4-0	t1st	18	217	81
1954	Bill Murray ^{ACC}	8-2-1	4-0	1st	14	270	161
1955	Bill Murray	7-2-1	4-0	t1st	-	196	95
1956	Bill Murray	5-4-1	4-1	2nd	-	184	100
1957	Bill Murray	6-3-2	5-1-1	2nd	16	182	135
1958	Bill Murray	5-5	3-2	3rd	-	128	131
1959	Bill Murray	4-6	2-3	6th	-	104	159
1960	Bill Murray ^{ACC}	8-3	5-1	1st	10	173	114
1961	Bill Murray	7-3	5-1	1st	20	183	106
1962	Bill Murray ^{ACC}	8-2	6-0	1st	-	199	105
1963	Bill Murray	5-4-1	5-2	3rd	-	230	198
1964	Bill Murray	4-5-1	3-2-1	2nd	-	148	135
1965	Bill Murray	6-4	4-2	^3rd	-	216	157
1966	Tom Harp	5-5	2-3	6th	-	164	237
1967	Tom Harp	4-6	2-4	6th	-	143	153
1968	Tom Harp	4-6	3-4	5th	-	214	287
1969	Tom Harp	3-6-1	3-3-1	3rd	-	161	224
1970	Tom Harp	6-5	5-2	2nd	-	229	252
1971	Mike McGee	6-5	2-3	3rd	-	170	149
1972	Mike McGee	5-6	3-3	4th	-	132	156
1973	Mike McGee	2-8-1	1-4-1	5th	-	132	204
1974	Mike McGee	6-5	2-4	5th	-	201	208
1975	Mike McGee	4-5-2	3-0-2	2nd	-	197	212
1976	Mike McGee	5-5-1	2-3-1	4th	-	234	245
1977	Mike McGee	5-6	2-4	5th	-	231	221

Year	Coach	Record	*Conf.	\$Finish	#AP	Pts.	Opp.
1978	Mike McGee	4-7	2-4	5th	-	108	247
1979	Shirley "Red" Wilson	2-8-1	0-6	7th	-	152	264
1980	Shirley "Red" Wilson	2-9	1-5	7th	-	214	296
1981	Shirley "Red" Wilson	6-5	3-3	4th	-	221	243
1982	Shirley "Red" Wilson	6-5	3-3	t3rd	-	307	290
1983	Steve Sloan	3-8	3-3	4th	-	246	350
1984	Steve Sloan	2-9	1-5	6th	-	128	301
1985	Steve Sloan	4-7	2-5	t6th	-	193	252
1986	Steve Sloan	4-7	2-5	6th	-	200	284
1987	Steve Spurrier	5-6	2-5	7th	-	301	243
1988	Steve Spurrier ^{ACC}	7-3-1	3-3-1	6th	-	324	324
1989	Steve Spurrier ^{ACC}	8-4	6-1	t1st	-	377	335
1990	Barry Wilson	4-7	1-6	7th	-	240	295
1991	Barry Wilson	4-6-1	1-6	t7th	-	231	280
1992	Barry Wilson	2-9	0-8	9th	-	265	343
1993	Barry Wilson	3-8	2-6	7th	-	214	349
1994	Fred Goldsmith ^{ACC}	8-4	5-3	t3rd	-	380	281
1995	Fred Goldsmith	3-8	1-7	8th	-	282	386
1996	Fred Goldsmith	0-11	0-8	9th	-	162	379
1997	Fred Goldsmith	2-9	0-8	9th	-	223	341
1998	Fred Goldsmith	4-7	2-6	t6th	-	229	319
1999	Carl Franks	3-8	3-5	t6th	-	217	363
2000	Carl Franks	0-11	0-8	9th	-	155	430
2001	Carl Franks	0-11	0-8	9th	-	212	491
2002	Carl Franks	2-10	0-8	9th	-	227	353
2003+	Carl Franks	4-8	2-6	8th	-	211	343
2004	Ted Roof	2-9	1-7	t10th	-	183	322
2005	Ted Roof	1-10	0-8	6th	-	177	408
2006	Ted Roof	0-12	0-8	6th	-	179	406
2007	Ted Roof	1-11	0-8	6th	-	215	398
2008	David Cutcliffe	4-8	1-7	6th	-	241	281
2009	David Cutcliffe	5-7	3-5	5th	-	302	340
2010	David Cutcliffe	3-9	1-7	t5th	-	303	425
2011	David Cutcliffe	3-9	1-7	6th	-	270	374
2012	David Cutcliffe ^{ACC}	6-7	3-5	5th	-	410	468
2013	David Cutcliffe ^{ACC}	10-4	6-2	1st	23	459	373
2014	David Cutcliffe	9-4	5-3	2nd	-	421	283
2015	David Cutcliffe	8-5	4-4	4th	-	410	330
2016	David Cutcliffe	4-8	1-7	6th	-	280	338
2017	David Cutcliffe	7-6	3-5	4th	-	345	263
2018	David Cutcliffe	8-5	3-5	6th	-	382	356
2019	David Cutcliffe	5-7	3-5	6th	-	303	350
2020	David Cutcliffe	2-9	1-9	T-14th~	-	273	419
Totals		518-538-31	^262-317-13	-	-	21,979	21,638

*Southern Conference (1930-52); Atlantic Coast Conference (1953-present)

^The ACC went to divisional play in 2005; Duke is a member of the Coastal Division

#Associated Press final national ranking

^Duke & South Carolina finished the 1965 season tied atop the league standings with identical 4-2 records, but the Gamecocks were required to forfeit their victories (ineligible players) and N.C. State & Clemson were declared co-champions with matching 5-2 records

+Carl Franks dismissed as head coach following Week 7 game vs. Wake Forest;

Ted Roof served as interim head coach for the final 5 games (2-3)

^Southern Conference record: 97-22-5 Atlantic Coast Conference record: 165-295-8

^{SOCON}Southern Conference Coach of the Year

^{ACC}Atlantic Coast Conference Coach of the Year

~One ACC Division Due to COVID-19 Pandemic

ALL-TIME RESULTS

1888-89

Overall Record: 2-1
Head Coach: Dr. John Crowell
Captain: W.A. Johnston

N 27	North Carolina	N ¹	W	16-0	600
M 8	North Carolina	N ¹	W	25-17	700
M 29	Wake Forest	N ¹	L	0-32	

1889

Overall Record: 2-0
Head Coach: Dr. John Crowell
Captain: S.J. Durham

	North Carolina	H	W	1-0	Forfeit
N 27	Wake Forest	A	W	8-4	

1890

Overall Record: 0-1
Head Coach: None
Captain: Robert L. Durham

N 29	Virginia	N ²	L	4-10	
------	----------	----------------	---	------	--

1891

Overall Record: 3-0
Head Coach: None
Captain: Tom Daniels

N 14	Furman	N ³	W	96-0	
N 20	North Carolina	A	W	6-4	
N 28	Virginia	N ²	W	20-0	

1892

Overall Record: 1-3
Head Coach: None
Captain: W.W. Flowers

N 12	North Carolina	A	L	0-24	
	VMI	A	L	0-32	
N 22	Auburn	A	W	34-6	
N 24	Virginia	N ⁴	L	4-46	

1893

Overall Record: 3-1
Head Coach: None
Captain: Alphonso Avery, Jr.

O 18	Wake Forest	N ¹	W	12-6	
O 28	North Carolina	H	W	6-4	
N 4	Tennessee	H	W	70-0	
N 11	Virginia	N ⁵	L	0-30	

1894

Overall Record: 0-1
Head Coach: None
Captain: Plato Durham

O 24	North Carolina	A	L	0-28	
------	----------------	---	---	------	--

1920

Overall Record: 4-0-1
Head Coach: Floyd J. Egan
Captain: B.B. Jones

O 16	Guilford		W	20-7	
O 23	Emory & Henry		W	7-0	
O 30	Lynchburg		W	13-7	
N 13	Elon		W	13-6	
N 25	Wofford		T	0-0	

1921

Overall Record: 6-1-2
Head Coach: James Baldwin
Captain: Richard Leach

	Lynchburg	H	W	14-13	
O 8	William & Mary	H	L	0-12	
O 15	Randolph-Macon	H	W	6-0	
O 22	Emory & Henry	A	W	7-0	
O 29	Elon	H	T	0-0	
N 5	Guilford	H	W	28-0	
N 11	Wake Forest	N ¹	W	17-0	
N 19	New York University	A	T	7-7	
N 24	Wofford	A	W	68-0	

1922

Overall Record: 7-2-1
Head Coach: Herman Steiner
Captain: Tom Neal

	Guilford		W	43-0	
	Hampden-Sydney		W	27-0	
O 12	North Carolina	A	L	0-20	
	William & Mary		L	7-13	
	Davidson	N ⁸	W	12-0	
	Oglethorpe		W	7-6	
N 11	Wake Forest	N ¹	W	3-0	
	Randolph-Macon		W	25-12	
	Presbyterian		T	6-6	
	Wofford		W	26-0	

1923

Overall Record: 5-4
Head Coach: S.M. Alexander
Captain: Jimmy Simpson

S 29	Guilford		W	68-0	
O 6	Randolph-Macon		W	54-0	
O 12	North Carolina	H	L	6-14	
O 20	William & Mary	N ⁶	L	0-21	
O 27	Virginia	A	L	0-33	
N 3	Elon	N ⁷	W	39-0	
N 10	Wake Forest	A	L	6-16	
N 24	Newberry	H	W	20-14	
N 29	Davidson	N ⁹	W	18-6	

1924

Overall Record: 4-5
Head Coach: Howard Jones
Captain: Game captains

	N.C. State	A	L	0-14	
	Guilford	H	W	33-6	
O 11	North Carolina	A	L	0-6	
	Richmond	A	W	14-0	
	William & Mary	N ⁹	L	3-21	
	Elon	H	W	54-0	
N 11	Wake Forest	H	L	0-32	
	Wofford	H	W	12-0	
	Davidson	H	L	13-20	

1925

Overall Record: 4-5
Head Coach: Pat Herron
Captain: Fred Grigg

	Guilford	H	W	33-0	
	N.C. State	H	L	0-13	
O 10	North Carolina	H	L	0-41	
O 17	Elon	A	W	6-0	
O 24	William & Mary	N ⁹	L	0-41	
O 31	Richmond	H	W	10-0	
N 7	Wake Forest	H	L	3-21	
N 20	Wofford	A	W	6-0	
N 25	Davidson	A	L	0-26	

1926

Overall Record: 3-6
Head Coach: James DeHart
Captain: James Thompson

	Guilford	H	W	32-0	
	Richmond	A	L	7-9	
	Elon	H	W	32-0	
O 16	North Carolina	A	L	0-6	
O 30	Wake Forest	N ¹⁰	L	0-21	
N 5	Columbia	A	L	0-24	
N 12	N.C. State	A	L	19-26	
N 19	Wofford	H	W	34-0	
N 24	Davidson	H	L	0-20	

1927

Overall Record: 4-5
Head Coach: James DeHart
Captain: C.C. Bennett

S 23	Furman	H	L	7-13	
O 1	Boston College	A	W	25-9	
O 8	Washington & Lee	A	L	7-12	
O 15	Richmond	H	W	72-0	
O 22	Navy	A	L	6-32	
O 29	Wake Forest	A	W	32-6	
N 12	N.C. State	H	L	18-20	12,000
N 19	North Carolina	H	L	0-18	
N 23	Davidson	A	W	48-7	

1928

Overall Record: 5-5
Head Coach: James DeHart
Captain: Roy Hunter

S 29	Furman	A	L	0-6	
O 6	South Dakota	H	W	25-7	
O 13	Boston College	A	L	0-19	
O 20	Navy	A	L	0-6	
O 27	Georgetown	A	L	0-35	
N 3	Mercer	H	W	38-18	
N 10	Wake Forest	H	W	38-0	
N 17	N.C. State	A	W	14-12	
N 29	Davidson	H	W	33-0	
D 8	North Carolina	A	L	7-14	

1929

Overall Record: 4-6
Head Coach: James DeHart
Captain: Henry Kistler

	Mercer	A	W	19-6	
O 5	Pittsburgh	H	L	7-52	25,000
O 19	Navy	A	L	13-45	
O 26	Villanova	A	L	12-58	
N 2	Boston College	A	L	12-20	
N 9	Louisiana State	H	W	32-6	
N 16	N.C. State	H	W	19-12	
N 23	Wake Forest	H	W	20-0	500
N 28	Davidson	A	L	12-13	
D 7	North Carolina	H	L	7-48	

NOTE: The Duke-Pittsburgh game on October 5 marked the first game in Duke Stadium.

1930

Overall Record: 8-1-2 **SC:** 4-1-1 (4th)
Head Coach: James DeHart
Captain: Lee Davis

S 27	South Carolina	H	L	0-22
O 4	Virginia	H	W	32-0
O 11	Davidson	H	W	12-0
O 18	Navy	A	W	18-0
O 25	Wofford	H	W	14-0
N 1	Villanova	A	W	12-6
N 8	Kentucky	H	W	14-7
N 15	N.C. State	A	W	18-0
N 22	Wake Forest	A	T	13-13
N 27	Washington & Lee	H	W	14-0
D 6	North Carolina	A	T	0-0

1931

Overall Record: 5-3-2 **SC:** 3-3-1 (8th)
Head Coach: Wallace Wade
Captain: Kidd Brewer

S 26	South Carolina	A	L	0-7
O 3	VMI	H	W	13-0
O 10	Villanova	H	W	18-0
O 17	Davidson	A	T	0-0
O 23	Wake Forest	H	W	28-0
O 31	Tennessee	A	L	2-25
N 7	Kentucky	A	W	7-0
N 14	N.C. State	H	L	0-14
N 21	North Carolina	H	T	0-0
N 28	Washington & Lee	A	W	6-0

1932

Overall Record: 7-3 **SC:** 5-3 (9th)
Head Coach: Wallace Wade
Captain: Lowell Mason

S 24	Davidson	H	W	13-0
O 1	VMI	A	W	44-0
O 8	Auburn	A	L	7-18
O 15	Maryland	H	W	34-0
O 21	Wake Forest	H	W	9-0
O 29	Tennessee	A	L	13-16
N 5	Kentucky	H	W	13-0
N 12	N.C. State	A	L	0-6
N 19	North Carolina	A	W	7-0
N 25	Washington & Lee	H	W	13-0

1933

Overall Record: 9-1 **SC Champions**
Head Coach: Wallace Wade **SC:** 4-0 (1st)
Captain: Carl Schock

S 30	VMI	N ⁷	W	37-6	10,000
O 7	Wake Forest	H	W	22-0	
O 14	Tennessee	H	W	10-2	22,000
O 21	Davidson	A	W	19-7	
O 28	Kentucky	A	W	14-7	15,000
N 4	Auburn	H	W	13-7	
N 11	Maryland	A	W	38-7	10,000
N 18	North Carolina	H	W	21-0	32,000
N 25	N.C. State	H	W	7-0	10,000
D 2	Georgia Tech	A	L	0-6	16,000

1934

Overall Record: 7-2 **SC:** 3-1 (t3rd)
Head Coach: Wallace Wade
Captain: Jack Dunlap

S 29	VMI	A	W	46-0	
O 6	Clemson	H	W	20-6	7,000
O 13	Georgia Tech	H	W	20-0	30,000
O 20	Davidson	A	W	20-0	10,000
O 27	Tennessee	A	L	6-14	20,000
N 3	Auburn	A	W	13-6	3,000
N 10	Wake Forest	H	W	28-7	
N 17	North Carolina	A	L	0-7	30,000
D 1	N.C. State	H	W	32-0	9,000

1935

Overall Record: 8-2 **SC Champions**
Head Coach: Wallace Wade **SC:** 5-0 (1st)
Captain: James Johnston

S 21	Wake Forest	N ⁷	W	26-7	13,000
S 28	South Carolina	H	W	47-0	8,000
O 5	Washington & Lee	N ²	W	26-0	15,000
O 12	Clemson	H	W	38-12	9,000
O 19	Georgia Tech	A	L	0-6	12,000
O 25	Auburn	H	L	0-7	8,000
N 2	Tennessee	H	W	19-6	15,000
N 9	Davidson	A	W	26-7	7,000
N 16	North Carolina	H	W	25-0	46,880
N 23	N. C. State	A	W	7-0	10,000

1936

Overall Record: 9-1 **SC Champions**
Final National Ranking: 11th (AP) **SC:** 7-0 (1st)
Head Coach: Wallace Wade
Captain: Ace Parker

S 19	Davidson	N ⁷	W	13-0	9,101
S 26	Colgate	H	W	6-0	22,360
O 3	South Carolina	A	W	21-0	6,382
O 10	Clemson	H	W	25-0	4,127
O 17	Georgia Tech	H	W	19-6	29,953
O 24	Tennessee (2/-)	A	L	13-15	13,263
O 31	Washington & Lee (13/-)	N ²	W	51-0	6,691
N 7	Wake Forest (15/-)	A	W	20-0	3,546
N 14	North Carolina (13/-)	A	W	27-7	32,000
N 26	N.C. State (11/-)	H	W	13-0	17,320

1937

Overall Record: 7-2-1 **SC:** 5-1 (4th)
Final National Ranking: 20th (AP)
Head Coach: Wallace Wade
Captain: Woodrow Lipscomb

S 25	Virginia Tech	N ⁷	W	25-0	7,768
O 2	Davidson	A	W	34-6	5,128
O 9	Tennessee	H	T	0-0	31,683
O 16	Georgia Tech	A	W	20-19	24,344
O 23	Colgate (10/-)	A	W	13-0	7,606
O 30	Washington & Lee (13/-)	N ²	W	43-0	6,426
N 6	Wake Forest (11/-)	H	W	67-0	1,735
N 13	North Carolina (8/-)	H	L	6-14	35,854
N 20	N.C. State	A	W	20-7	6,110
N 27	Pittsburgh (18/1)	H	L	0-10	36,165

1938

Overall Record: 9-1 **SC Champions • Rose Bowl**
Final National Ranking: 3rd (AP) **SC:** 5-0 (1st)
Head Coach: Wallace Wade
Captain: Dan Hill & Eric Tipton

S 24	Virginia Tech	N ⁷	W	18-0	
O 1	Davidson	H	W	27-0	
O 8	Colgate	N ¹¹	W	7-0	23,950
O 15	Georgia Tech	H	W	6-0	30,000
O 22	Wake Forest (9/-)	N ¹²	W	7-0	
O 29	North Carolina (11/-)	A	W	14-0	35,000
N 12	Syracuse (7/-)	A	W	21-0	
N 19	N.C. State (4/-)	H	W	7-0	15,000
N 26	Pittsburgh (3/4)	H	W	7-0	49,138
J 2	Southern California (3/7)	N ¹³	L	3-7	93,000

1939

Overall Record: 8-1 **SC Champions**
Final National Ranking: 8th (AP) **SC:** 5-0 (1st)
Head Coach: Wallace Wade
Captain: Allen Johnson

S 30	Davidson	A	W	26-6	10,000
O 7	Colgate	H	W	37-0	20,000
O 14	Pittsburgh	A	L	13-14	50,000
O 21	Syracuse (13/-)	H	W	33-6	20,000
O 28	Wake Forest (12/-)	H	W	6-0	16,000
N 4	Georgia Tech (12/-)	A	W	7-6	30,000
N 11	VMI (15/-)	A	W	20-7	12,000
N 18	North Carolina (13/7)	H	W	13-3	52,000
N 25	N.C. State (8/-)	A	W	28-0	

1940

Overall Record: 7-2 **SC:** 4-1 (2nd)
Final National Ranking: 18th (AP)
Head Coach: Wallace Wade
Captain: Alex Winterson

S 28	VMI	H	W	23-0	7,000
O 5	Tennessee	A	L	0-13	25,000
O 19	Colgate	A	W	13-0	14,000
O 26	Wake Forest	A	W	23-0	12,000
N 2	Georgia Tech (19/-)	H	W	41-7	34,000
N 9	Davidson (12/-)	A	W	46-13	5,000
N 16	North Carolina (12/-)	A	L	3-6	41,000
N 23	N.C. State	H	W	42-6	10,000
N 30	Pittsburgh (20/-)	H	W	12-7	27,000

1941

Overall Record: 9-1 **SC Champions • Rose Bowl**
Final National Ranking: 2nd (AP) **SC:** 5-0 (1st)
Head Coach: Wallace Wade
Captain: Bob Barnett

S 27	Wake Forest	H	W	43-14	7,000
O 4	Tennessee	H	W	19-0	45,000
O 11	Maryland	N ¹⁴	W	50-0	14,000
O 18	Colgate (3/-)	H	W	27-14	25,000
O 25	Pittsburgh (4/-)	A	W	27-14	28,000
N 1	Georgia Tech (4/-)	A	W	14-0	27,000
N 8	Davidson (4/-)	A	W	56-0	10,000
N 15	North Carolina (3/-)	H	W	20-0	45,000
N 22	N.C. State (3/-)	A	W	55-6	10,000
J 1	Oregon State (2/12)	H	L	16-20	56,000

NOTE: After large crowds had been banned on the West Coast due to the Japanese bombing of Pearl Harbor, Duke hosted the Rose Bowl on January 1, 1942, marking the only time the game has been played away from Pasadena, Calif.

1942

Overall Record: 5-4-1 **SC:** 3-1-1 (5th)
Head Coach: Eddie Cameron
Captain: Jim Smith

S 26	Davidson	N ¹²	W	21-0	2,500
O 3	Wake Forest	A	L	7-20	7,000
O 10	Georgia Navy	H	L	12-26	8,000
O 17	Colgate (-/9)	N ¹¹	W	34-0	18,782
O 24	Pittsburgh	A	W	28-0	20,000
O 31	Georgia Tech (-/9)	H	L	7-26	24,000
N 7	Maryland	H	W	42-0	9,000
N 14	North Carolina	A	T	13-13	32,000
N 21	N.C. State	H	W	47-0	16,000
N 28	Jacksonville NAS	A	L	0-13	7,500

1943

SC Champions

Overall Record: 8-1**SC:** 4-0 (1st)**Final National Ranking:** 7th (AP)**Head Coach:** Eddie Cameron**Captain:** Game captains

S 8	Camp Lejeune	H	W	40-0	12,700
S 25	Richmond	H	W	61-0	7,415
O 2	N.C. Pre-Flight	H	W	42-0	6,179
O 9	Navy (5/4)	N ¹⁴	L	13-14	55,600
O 16	North Carolina (6/-)	H	W	14-7	27,700
O 30	Georgia Tech (8/-)	A	W	14-7	30,000
N 6	N.C. State (9/-)	A	W	75-0	5,000
N 13	Virginia (7/-)	H	W	49-0	6,000
N 20	North Carolina (6/-)	A	W	27-6	27,000

1944

SC Champions • Sugar Bowl

Overall Record: 6-4**SC:** 4-0 (1st)**Final National Ranking:** 11th (AP)**Head Coach:** Eddie Cameron**Captain:** Gordon Carver

S 23	Richmond	H	W	61-7	8,250
S 30	Pennsylvania	A	L	7-18	40,000
O 7	N.C. Pre-Flight	H	L	6-13	19,000
O 14	Navy (-/6)	N ¹⁴	L	0-7	25,000
O 21	Army (-/2)	N ¹⁵	L	7-27	45,000
N 4	Georgia Tech (-/5)	H	W	19-13	30,000
N 11	Wake Forest (20/12)	H	W	34-0	28,000
N 18	South Carolina (10/-)	A	W	34-7	12,000
N 25	North Carolina (11/-)	A	W	33-0	20,000
J 1	Alabama (11/-)	N ¹⁶	W	29-26	73,000

1945

SC Champions

Overall Record: 6-2**SC:** 4-0 (1st)**Final National Ranking:** 13th (AP)**Head Coach:** Eddie Cameron**Captains:** Ernie Knotts & Kelley Mote

S 22	South Carolina	H	W	60-0	12,000
S 29	Bogue Field	H	W	76-0	22,000
O 6	Navy	H	L	0-21	44,000
O 13	Wake Forest (13/-)	A	W	26-19	18,000
O 27	Army (19/1)	N ¹⁵	L	13-48	44,687
N 3	Georgia Tech (18/-)	A	W	14-6	30,000
N 10	N.C. State (16/-)	H	W	26-13	15,000
N 24	North Carolina (15/-)	H	W	14-7	44,000

1946**Overall Record:** 4-5**SC:** 3-2 (5th)**Head Coach:** Wallace Wade**Captain:** Bill Milner

S 28	N.C. State	A	L	6-13	22,000
O 5	Tennessee	H	L	7-12	42,000
O 12	Navy	N ¹⁴	W	21-6	38,704
O 19	Richmond (12/-)	H	W	41-0	10,000
O 26	Army (13/1)	N ¹⁵	L	0-19	59,031
N 2	Georgia Tech (19/16)	H	L	0-14	44,000
N 9	Wake Forest (-/13)	H	W	13-0	25,000
N 16	South Carolina (20/-)	A	W	39-0	18,000
N 23	North Carolina (-/14)	A	L	7-22	43,385

1947**Overall Record:** 4-3-2**SC:** 3-1-1 (4th)**Final National Ranking:** 19th (AP)**Head Coach:** Wallace Wade**Captain:** Ben Cittadino

S 27	N.C. State	H	W	7-0	38,000
O 4	Tennessee	A	W	19-7	41,000
O 11	Navy (13/-)	N ¹⁴	T	14-14	35,000
O 18	Maryland (17/-)	H	W	19-7	20,000
O 25	Wake Forest (15/11)	A	W	13-6	25,000
N 1	Georgia Tech (9/6)	A	L	0-7	38,000
N 8	Missouri (13/-)	H	L	7-28	30,000
N 15	South Carolina	H	T	0-0	6,000
N 22	North Carolina (13/-)	H	L	0-21	56,500

1948**Overall Record:** 4-3-2**SC:** 3-2-1 (7th)**Head Coach:** Wallace Wade**Captain:** Al DeRogatis

S 25	N.C. State	A	T	0-0	20,000
O 2	Tennessee	H	T	7-7	22,000
O 9	Navy	H	W	28-7	25,000
O 16	Maryland (18/-)	N ¹⁷	W	13-12	22,000
O 23	Virginia Tech (15/-)	N ¹⁸	W	7-0	13,500
O 30	Georgia Tech (-/6)	H	L	7-19	32,000
N 6	Wake Forest (-/18)	H	L	20-27	20,000
N 13	George Washington	H	W	62-0	12,000
N 20	North Carolina (-/5)	A	L	0-20	44,500

1949**Overall Record:** 6-3**SC:** 4-2 (4th)**Head Coach:** Wallace Wade**Captain:** Louis Allen

S 24	Richmond	H	W	67-0	12,000
O 1	Tennessee	A	W	21-7	40,000
O 8	Navy (14/-)	A	L	14-28	22,000
O 15	N.C. State	H	W	14-13	20,000
O 22	Virginia Tech	H	W	55-7	10,000
O 29	Georgia Tech	A	W	27-14	38,000
N 5	Wake Forest (16/-)	H	L	7-27	35,000
N 12	George Washington	A	W	35-0	9,823
N 19	North Carolina	H	L	20-21	57,500

1950**Overall Record:** 7-3**SC:** 5-2 (6th)**Head Coach:** Wallace Wade**Captain:** Billy Cox

S 23	South Carolina (16/-)	A	W	14-0	28,000
S 30	Pittsburgh (16/-)	H	W	28-14	25,000
O 7	Tennessee (14/-)	H	L	7-28	30,000
O 14	N.C. State	A	W	7-0	16,500
O 21	Richmond	A	W	41-0	4,000
O 28	Maryland	H	L	14-26	20,000
N 4	Georgia Tech	H	W	30-21	30,000
N 11	Wake Forest	H	L	7-13	25,000
N 18	Virginia Tech	N ¹²	W	47-6	5,000
N 25	North Carolina	A	W	7-0	40,000

1951**Overall Record:** 5-4-1**SC:** 4-2 (6th)**Head Coach:** Bill Murray**Captain:** James Gibson

S 22	South Carolina	A	W	34-6	28,000
S 29	Pittsburgh	A	W	19-14	20,000
O 6	Tennessee (-/3)	A	L	0-26	45,000
O 13	N.C. State	H	W	27-21	23,000
O 20	Virginia Tech	N ⁹	W	55-6	20,000
O 27	Virginia	H	L	7-30	25,000
N 3	Georgia Tech (-/5)	A	T	14-14	36,000
N 10	Wake Forest	H	L	13-19	30,000
N 17	William & Mary	A	L	13-14	14,000
N 24	North Carolina	H	W	19-7	50,000

1952

SC Champions

Overall Record: 8-2**SC:** 5-0 (1st)**Final National Ranking:** 16th (AP); 18th (UPI)**Head Coach:** Bill Murray**Captain:** Louis Tepe

S 20	Washington & Lee (19/-)	H	W	34-0	16,000
S 26	SMU (19/-)	A	W	14-7	28,000
O 4	Tennessee (10/11)	H	W	7-0	35,000
O 11	South Carolina (6/-)	A	W	33-7	22,000
O 18	N.C. State (5/-)	A	W	57-0	11,500
O 25	Virginia (6/9)	A	W	21-7	35,000
N 1	Georgia Tech (6/4)	H	L	7-28	45,000
N 8	Navy (12/-)	H	L	6-16	25,000
N 15	Wake Forest	A	W	14-7	10,000
N 22	North Carolina (20/-)	A	W	34-0	42,000

1953

ACC Champions

Overall Record: 7-2-1**ACC:** 4-0 (1st)**Final National Ranking:** 18th (AP); 18th (UPI)**Head Coach:** Bill Murray**Captain:** Howard Pitt

S 19	South Carolina (10/-)	A	W	20-7	30,000
S 26	Wake Forest (10/-)	H	W	19-0	20,000
O 3	Tennessee (12/-)	A	W	21-7	30,000
O 10	Purdue (8/-)	H	W	20-14	30,000
O 17	Army (7/-)	N ¹⁵	L	13-14	23,000
O 24	N.C. State (16/-)	H	W	31-0	15,000
O 31	Virginia (13/-)	N ⁹	W	48-6	25,000
N 7	Navy (10/-)	N ¹⁴	T	0-0	15,000
N 21	Georgia Tech (15/12)	A	L	10-13	40,000
N 28	North Carolina	H	W	35-20	40,000

1954

ACC Champions • Orange Bowl

Overall Record: 8-2-1**ACC:** 4-0 (1st)**Final National Ranking:** 14th (AP); 14th (UPI)**Head Coach:** Bill Murray**Captain:** Jerry Barger

S 25	Pennsylvania (19/-)	A	W	52-0	31,000
O 2	Tennessee (7/-)	H	W	7-6	30,000
O 9	Purdue (6/5)	A	T	13-13	47,000
O 16	Army (6/18)	H	L	14-28	42,500
O 23	N.C. State (19/-)	A	W	21-7	10,200
O 30	Georgia Tech (16/-)	H	W	21-20	33,000
N 6	Navy (11/19)	N ⁹	L	7-40	28,000
N 13	Wake Forest	A	W	28-21	10,000
N 20	South Carolina	H	W	26-7	13,000
N 27	North Carolina (20/-)	A	W	47-12	35,000
J 1	Nebraska (14/-)	N ¹⁹	W	34-7	68,750

1955

ACC Champions

Overall Record: 7-2-1**ACC:** 4-0 (1st)**Final National Ranking:** 16th (UPI)**Head Coach:** Bill Murray**Captain:** Jesse Birchfield

S 24	N.C. State	A	W	33-7	20,000
O 1	Tennessee (16/-)	A	W	21-0	25,500
O 8	William & Mary (13/-)	H	W	47-7	15,000
O 15	Ohio State (11/14)	A	W	20-14	82,254
O 22	Pittsburgh (5/-)	H	L	7-26	31,000
O 29	Georgia Tech (17/12)	A	L	0-27	40,000
N 5	Navy (-/9)	N ¹⁴	T	7-7	27,119
N 12	South Carolina (18/-)	A	W	41-7	18,000
N 19	Wake Forest (20/-)	H	W	14-0	15,000
D 3	North Carolina	H	W	6-0	34,000

1956**Overall Record:** 5-4-1**ACC:** 4-1 (2nd)**Final National Ranking:** 20th (UPI)**Head Coach:** Bill Murray**Captain:** Buddy Bass

S 22	South Carolina (16/-)	A	L	0-7	25,000
S 29	Virginia	A	W	40-7	17,000
O 6	Tennessee (-/9)	H	L	20-33	22,000
O 13	SMU (-/19)	H	W	14-6	25,000
O 20	Pittsburgh (-/16)	N ⁹	L	14-27	26,000
O 27	N.C. State	H	W	42-0	12,000
N 3	Georgia Tech (-/2)	H	L	0-7	38,000
N 10	Navy (-/12)	H	T	7-7	25,000
N 17	Wake Forest	A	W	26-0	6,000
N 24	North Carolina	A	W	21-6	36,000

1957*Orange Bowl*

Overall Record: 6-3-2 **ACC:** 5-1-1 (2nd)
Final National Ranking: 16th (AP); 14th (UPI)
Head Coach: Bill Murray
Captain: Hal McElhany

S 21	South Carolina (10/-)	A	W	26-14	40,000
S 28	Virginia (7/-)	H	W	40-0	14,000
O 5	Maryland (4/-)	H	W	14-0	25,000
O 12	Rice (5/15)	A	W	7-6	52,000
O 19	Wake Forest (5/-)	H	W	34-7	17,600
O 26	N.C. State (4/11)	A	T	14-14	21,000
N 2	Georgia Tech (7/-)	A	L	0-13	40,000
N 9	Navy (16/7)	N ¹⁴	T	6-6	31,000
N 16	Clemson (11/14)	H	W	7-6	22,000
N 23	North Carolina (11/-)	H	L	13-21	40,000
J 1	Oklahoma (16/-)	N ¹⁹	L	21-48	76,318

1958

Overall Record: 5-5 **ACC:** 3-2 (3rd)
Head Coach: Bill Murray
Captain: Pryor Millner

S 20	South Carolina	A	L	0-8	38,000
S 27	Virginia	A	L	12-15	15,000
O 4	Illinois	H	W	15-13	25,000
O 11	Baylor	H	W	12-7	26,000
O 18	Notre Dame (-/12)	A	L	7-9	59,068
O 25	N.C. State	H	W	20-13	20,000
N 1	Georgia Tech	H	L	8-10	30,000
N 8	LSU (-/1)	A	L	18-50	63,000
N 15	Wake Forest	A	W	29-0	20,000
N 22	North Carolina (-/17)	A	W	7-6	44,500

1959

Overall Record: 4-6 **ACC:** 2-3 (6th)
Head Coach: Bill Murray
Captain: Mike McGee

S 19	South Carolina	A	L	7-12	37,000
S 26	Ohio State (-/12)	A	L	13-14	82,834
O 3	Rice	H	W	24-7	21,000
O 10	Pittsburgh	A	L	0-12	38,749
O 17	Army	H	L	6-21	33,500
O 24	N.C. State	A	W	17-15	14,000
O 31	Georgia Tech (-/9)	A	W	10-7	44,174
N 7	Clemson (-/10)	A	L	0-6	40,000
N 14	Wake Forest	H	W	27-15	25,000
N 26	North Carolina	H	L	0-50	33,000

1960*ACC Champions • Cotton Bowl*

Overall Record: 8-3 **ACC:** 5-1 (1st)
Final National Ranking: 10th (AP); 11th (UPI)
Head Coach: Bill Murray
Captains: Art Browning & Butch Allie

S 24	South Carolina	A	W	31-0	37,000
O 1	Maryland	A	W	20-7	25,000
O 8	Michigan	A	L	6-31	77,183
O 15	N.C. State	H	W	17-13	28,000
O 22	Clemson	H	W	21-6	33,000
O 29	Georgia Tech (15/-)	H	W	6-0	40,000
N 5	Navy (13/4)	H	W	19-10	46,000
N 12	Wake Forest (7/-)	A	W	34-7	16,500
N 19	North Carolina (6/-)	A	L	6-7	42,000
D 3	UCLA (10/-)	A	L	6-27	23,357
J 2	Arkansas (10/7)	N ²⁰	W	7-6	74,000

1961*ACC Champions*

Overall Record: 7-3 **ACC:** 5-1 (1st)
Final National Ranking: 20th (AP)
Head Coach: Bill Murray
Captain: Jack Wilson

S 23	South Carolina	A	W	7-6	35,000
S 30	Virginia	N ²	W	42-0	20,000
O 7	Wake Forest	H	W	23-3	20,000
O 14	Georgia Tech	A	L	0-21	44,015
O 21	Clemson	H	L	7-17	30,000
O 28	N.C. State	A	W	17-6	21,800
N 4	Michigan	A	L	14-28	56,488
N 11	Navy	N ⁹	W	30-9	32,000
N 18	North Carolina	H	W	6-3	41,000
D 2	Notre Dame	H	W	37-13	35,000

1962*ACC Champions*

Overall Record: 8-2 **ACC:** 6-0 (1st)
Final National Ranking: 14th (UPI)
Head Coach: Bill Murray
Captain: Johnny Markas

S 22	Southern California (8/-)	A	L	7-14	26,400
S 29	South Carolina	H	W	21-8	24,500
O 6	Florida	N ²¹	W	28-21	30,000
O 13	California	H	W	21-7	31,000
O 20	Clemson	A	W	16-0	38,000
O 27	N.C. State	H	W	21-14	23,000
N 3	Georgia Tech	H	L	9-20	44,000
N 10	Maryland	H	W	10-7	26,000
N 17	Wake Forest	A	W	50-0	12,000
N 24	North Carolina	A	W	16-14	40,000

1963

Overall Record: 5-4-1 **ACC:** 5-2 (3rd)
Head Coach: Bill Murray
Captain: Chuck Walker

S 21	South Carolina	H	W	22-14	25,000
S 28	Virginia	A	W	30-8	17,000
O 5	Maryland	N ²	W	30-12	20,000
O 12	California	A	T	22-22	36,000
O 19	Clemson	H	W	35-30	28,000
O 26	N.C. State	A	L	7-21	21,500
N 2	Georgia Tech	A	L	6-30	52,266
N 9	Wake Forest	H	W	39-7	18,000
N 16	Navy (-/2)	H	L	25-38	41,000
N 28	North Carolina	H	L	14-16	47,500

1964

Overall Record: 4-5-1 **ACC:** 3-2-1 (2nd)
Head Coach: Bill Murray
Captains: Dan Lonon

S 19	South Carolina	A	T	9-9	35,000
S 26	Virginia	H	W	30-0	20,000
O 10	Maryland	H	W	24-17	27,000
O 17	N.C. State	H	W	35-3	34,000
O 24	Army	A	W	6-0	31,843
O 31	Georgia Tech (-/8)	H	L	8-21	45,000
N 7	Wake Forest	A	L	7-20	17,000
N 14	Navy	A	L	14-27	28,014
N 21	North Carolina	A	L	15-21	45,000
N 28	Tulane	A	L	0-17	12,000

1965

Overall Record: 6-4 **ACC:** 4-2 (3rd)
Head Coach: Bill Murray
Captain: John Gutekunst

S 18	Virginia	A	W	21-7	28,000
S 25	South Carolina	A	W	20-15	39,000
O 2	Rice	A	W	41-21	22,000
O 9	Pittsburgh	H	W	21-13	25,000
O 16	Clemson	H	L	2-3	31,000
O 23	Illinois	A	L	14-28	47,077
O 30	Georgia Tech	A	L	23-35	46,981
N 6	N.C. State	A	L	0-21	19,500
N 13	Wake Forest	H	W	40-7	25,000
N 20	North Carolina	H	W	34-7	45,000

1966

Overall Record: 5-5 **ACC:** 2-3 (6th)
Head Coach: Tom Harp
Captains: Bob Matheson & Mike Shasby

S 17	West Virginia	H	W	34-15	25,000
S 24	Pittsburgh	A	W	14-7	24,684
O 1	Virginia	H	W	27-8	10,000
O 8	Maryland	A	L	19-21	28,400
O 15	Clemson	A	L	6-9	30,000
O 22	N.C. State	H	L	7-33	27,000
O 29	Georgia Tech (-/6)	H	L	7-48	42,000
N 5	Navy	A	W	9-7	22,203
N 12	Notre Dame (-/1)	A	L	0-64	59,075
N 19	North Carolina	A	W	41-25	46,000

1967

Overall Record: 4-6 **ACC:** 2-4 (6th)
Head Coach: Tom Harp
Captains: Mike Murphy & Bob Foyle

S 16	Wake Forest	N ¹	W	31-13	22,452
S 23	Michigan	A	L	7-10	79,492
S 30	South Carolina	H	L	17-21	25,000
O 7	Army	A	W	10-7	31,000
O 14	Virginia	A	W	13-6	25,000
O 21	Clemson	H	L	7-13	28,000
O 28	N.C. State (-/5)	A	L	7-28	44,000
N 4	Georgia Tech	A	L	7-19	50,103
N 11	Navy	N ⁹	W	35-16	30,000
N 18	North Carolina	H	L	9-20	44,000

1968

Overall Record: 4-6 **ACC:** 3-4 (5th)
Head Coach: Tom Harp
Captain: J.B. Edwards

S 21	South Carolina	A	W	14-7	42,234
S 28	Michigan	H	L	10-31	25,000
O 5	Maryland	N ⁹	W	30-28	21,000
O 12	Virginia	H	L	20-50	22,000
O 19	Clemson	A	L	22-39	30,000
O 26	Army	A	L	25-57	32,000
N 2	Georgia Tech	H	W	46-30	25,000
N 9	N.C. State	H	L	15-17	25,000
N 16	Wake Forest	H	W	18-3	17,500
N 23	North Carolina	A	L	14-25	44,500

1969

Overall Record: 3-6-1 **ACC:** 3-3-1 (3rd)
Head Coach: Tom Harp
Captain: Jim Dearth

S 20	South Carolina	A	L	20-27	42,791
S 27	Virginia	A	L	0-10	25,000
O 4	Pittsburgh	H	L	12-14	18,000
O 11	Wake Forest	A	W	27-20	21,000
O 18	Maryland	A	L	7-20	26,700
O 25	N.C. State	A	T	25-25	32,700
N 1	Georgia Tech	A	L	7-20	41,113
N 8	Clemson	H	W	34-27	22,000
N 15	Virginia Tech	N ⁹	L	12-48	23,000
N 22	North Carolina	H	W	17-13	44,000

1970

Overall Record: 6-5 **ACC:** 5-2 (2nd)
Head Coach: Tom Harp
Captains: Dick Biddle & Leo Hart

S 12	Florida	N ²¹	L	19-21	53,841
S 19	Maryland	H	W	13-12	12,877
S 26	Virginia	H	W	17-7	24,478
O 3	Ohio State (-/1)	A	L	10-34	86,123
O 10	West Virginia (-/11)	A	W	21-13	35,000
O 17	N.C. State	A	W	22-6	26,400
O 24	Clemson	A	W	21-10	30,000
O 31	Georgia Tech	H	L	16-24	32,650
N 7	Wake Forest	H	L	14-28	28,600
N 14	South Carolina	A	W	42-38	42,454
N 21	North Carolina	A	L	34-59	48,600

1971

Overall Record: 6-5 **ACC:** 2-3 (3rd)
Head Coach: Mike McGee
Captains: Rich Searl, Lanny Murdock & Dennis Satyshur

S 11	Florida	N ²²	W	12-6	51,677
S 18	South Carolina (-/19)	H	W	28-12	35,113
S 25	Virginia (20/-)	A	W	28-0	18,500
O 2	Stanford (19/10)	A	W	9-3	61,000
O 9	Clemson (14/-)	N ⁹	L	0-3	20,000
O 16	N.C. State	H	W	41-13	28,174
O 23	Navy (10/-)	A	L	14-15	24,844
O 30	Georgia Tech	A	L	0-21	49,886
N 6	West Virginia	H	W	31-15	30,150
N 13	Wake Forest	A	L	7-23	32,000
N 20	North Carolina	H	L	0-38	51,500

1972

Overall Record: 5-6 **ACC:** 3-3 (4th)
Head Coach: Mike McGee
Captains: Dale Grimes, Bill Haneberg & Steve Jones

S 9	Alabama (-/7)	N ²³	L	12-35	71,281
S 16	Washington (-/12)	A	L	6-14	59,200
S 23	Stanford (-/19)	H	L	6-10	24,600
S 30	Virginia	H	W	37-13	20,806
O 7	N.C. State	A	L	0-17	38,200
O 14	Clemson	A	W	7-0	33,000
O 21	Maryland	H	W	20-14	21,300
O 28	Navy	N ⁹	W	17-16	26,000
N 4	Georgia Tech	H	W	20-14	37,300
N 11	Wake Forest	H	L	7-9	18,025
N 18	North Carolina (-/16)	A	L	0-14	47,000

1973

Overall Record: 2-8-1 **ACC:** 1-4-1 (5th)
Head Coach: Mike McGee
Captains: Mark Johnson, John Ricca & Keith Stoneback

S 15	Tennessee (-/9)	A	L	17-21	70,787
S 22	Washington	H	W	23-21	22,500
S 29	Virginia	A	L	3-7	20,300
O 6	Purdue	A	L	7-27	53,241
O 13	Tulane (-/18)	H	L	17-24	20,500
O 20	Clemson	H	L	8-24	33,800
O 27	Maryland	N ⁹	L	10-30	20,500
N 3	Georgia Tech	A	L	10-12	47,129
N 10	Wake Forest	A	T	7-7	20,500
N 17	N.C. State (-/20)	H	L	3-21	40,380
N 24	North Carolina	H	W	27-10	44,600

1974

Overall Record: 6-5 **ACC:** 2-4 (5th)
Head Coach: Mike McGee
Captains: Mike Bomgardner & Keith Stoneback

S 14	N.C. State (-/16)	A	L	21-35	42,200
S 21	South Carolina	A	W	20-14	45,620
S 28	Virginia	H	W	27-7	18,250
O 5	Purdue	H	W	16-14	20,500
O 12	Army	H	W	33-14	28,500
O 19	Clemson	A	L	13-17	41,000
O 26	Florida (-/12)	A	L	13-30	56,251
N 2	Georgia Tech	H	W	9-0	34,500
N 9	Wake Forest	H	W	23-7	18,200
N 16	Maryland (-/13)	N ⁹	L	13-56	24,000
N 23	North Carolina	A	L	13-14	47,300

1975

Overall Record: 4-5-2 **ACC:** 3-0-2 (2nd)
Head Coach: Mike McGee
Captains: Ernie Clark, Dave Meier & Hal Spears

S 12	Southern California (-/4)	A	L	7-35	56,727
S 20	South Carolina	H	L	16-24	21,500
S 27	Virginia	H	W	26-11	21,750
O 4	Pittsburgh	A	L	0-14	33,778
O 11	Army	A	W	21-10	36,577
O 18	Clemson	H	W	25-21	31,500
O 25	Florida (-/12)	A	L	16-24	62,222
N 1	Georgia Tech	A	L	6-21	44,116
N 8	Wake Forest	A	W	42-14	28,900
N 15	N.C. State	H	T	21-21	43,200
N 22	North Carolina	H	T	17-17	42,100

1976

Overall Record: 5-5-1 **ACC:** 2-3-1 (4th)
Head Coach: Mike McGee
Captains: Tony Benjamin, Billy Bryan & Bob Gripp

S 11	Tennessee	A	W	21-18	82,687
S 18	South Carolina	A	L	6-24	52,237
S 25	Virginia	A	W	21-6	20,000
O 2	Pittsburgh (-/2)	H	L	31-44	37,200
O 9	Miami	A	W	20-7	13,811
O 16	Clemson	A	T	18-18	41,500
O 23	Maryland (-/6)	H	L	3-30	20,200
O 30	Georgia Tech	H	W	31-7	30,300
N 6	Wake Forest	H	L	17-38	23,600
N 13	N.C. State	A	W	28-14	41,600
N 20	North Carolina	A	L	38-39	48,000

1977

Overall Record: 5-6 **ACC:** 2-4 (5th)
Head Coach: Mike McGee
Captains: Frank DeStefano & Jeff Green

S 10	East Carolina	H	L	16-17	38,200
S 17	Michigan (-/1)	A	L	9-21	104,072
S 24	Virginia	A	W	31-7	26,000
O 1	Navy	H	W	28-16	24,800
O 8	South Carolina	A	W	25-21	49,385
O 15	Clemson	H	L	11-17	26,500
O 22	Maryland	A	L	13-31	44,687
O 29	Georgia Tech	A	W	25-24	47,131
N 5	Wake Forest	A	W	38-14	15,100
N 12	N.C. State	H	L	32-37	28,350
N 19	North Carolina (-/18)	H	L	3-16	40,078

1978

Overall Record: 4-7 **ACC:** 2-4 (5th)
Head Coach: Mike McGee
Captains: Mike Dunn, Carl McGee & Dan Brooks

S 9	Georgia Tech	H	W	28-10	27,865
S 23	South Carolina	H	W	16-12	33,895
S 30	Michigan (-/4)	A	L	0-52	104,832
O 7	Virginia	H	W	20-13	20,375
O 14	Navy	A	L	8-31	21,431
O 21	Clemson	A	L	8-28	51,109
O 28	Maryland (-/5)	H	L	0-27	23,600
N 4	Tennessee	A	L	0-34	83,098
N 11	Wake Forest	H	W	3-0	19,825
N 18	N.C. State	A	L	10-24	43,300
N 25	North Carolina	A	L	15-16	45,000

1979

Overall Record: 2-8-1 **ACC:** 0-6 (7th)
Head Coach: Red Wilson
Captains: Bob Riordan & Craig Hoskins

S 15	East Carolina	H	W	28-14	33,800
S 22	South Carolina	A	L	0-35	53,743
S 29	Virginia	A	L	12-30	26,947
O 6	Army	A	T	17-17	33,874
O 13	Richmond	A	W	34-7	10,500
O 20	Clemson	H	L	10-28	24,600
O 27	Maryland	H	L	0-27	34,200
N 3	Georgia Tech	A	L	14-24	23,445
N 10	Wake Forest (-/20)	A	L	14-17	28,300
N 17	N.C. State	H	L	7-28	24,100
N 24	North Carolina	H	L	16-37	39,800

1980

Overall Record: 2-9 **ACC:** 1-5 (7th)
Head Coach: Red Wilson
Captains: Dennis Tabron & Ed Brown

S 6	East Carolina	H	L	10-35	27,400
S 20	Auburn (-/19)	A	L	28-35	57,742
S 27	Virginia	H	L	17-20	14,144
O 4	Indiana	A	L	21-31	43,120
O 11	South Carolina (-/17)	A	L	7-20	56,451
O 18	Clemson	A	W	34-17	60,300
O 25	Maryland	H	L	14-17	17,400
N 1	Georgia Tech	H	W	17-12	18,200
N 8	Wake Forest	H	L	24-27	23,000
N 15	N.C. State	A	L	21-38	42,800
N 22	North Carolina (-/15)	A	L	21-44	51,389

1981

Overall Record: 6-5 **ACC:** 3-3 (4th)
Head Coach: Red Wilson
Captains: Dennis Tabron, Dan Yellott, Greg Bamberger & Cedric Jones

S 12	Ohio State (-/11)	A	L	13-34	86,266
S 19	South Carolina	A	L	3-17	56,321
S 26	Virginia	A	W	29-24	27,523
O 3	East Carolina	H	W	24-14	18,250
O 10	Virginia Tech	H	W	14-7	32,000
O 17	Clemson (-/6)	H	L	10-38	26,000
O 24	Maryland	A	L	21-24	31,800
O 31	Georgia Tech	A	W	38-24	30,232
N 7	Wake Forest	A	W	31-10	22,000
N 14	N.C. State	H	W	17-7	26,750
N 21	North Carolina (-/15)	H	L	10-31	38,525

1982

Overall Record: 6-5 **ACC:** 3-3 (t3rd)
Head Coach: Red Wilson
Captains: Robert Oxendine & Emmett Tilley

S 4	Tennessee	A	W	25-24	95,223
S 18	South Carolina	A	W	30-17	66,928
S 25	Virginia	H	W	51-17	21,725
O 2	Navy	H	L	21-27	32,750
O 9	Virginia Tech	H	L	21-22	25,125
O 16	Clemson (-/20)	A	L	14-49	63,500
O 23	Maryland	A	L	22-49	40,100
O 30	Georgia Tech	A	W	38-21	36,562
N 6	Wake Forest	H	W	46-26	21,500
N 13	N.C. State	A	L	16-21	42,800
N 20	North Carolina	H	W	23-17	33,941

1983

Overall Record: 3-8 **ACC:** 3-3 (4th)
Head Coach: Steve Sloan
Captain: Philip Ebinger

S 3	Virginia	A	L	30-38	28,947
S 10	Indiana	A	L	10-15	41,120
S 29	South Carolina	H	L	24-31	20,500
O 1	Miami (-/15)	H	L	17-56	28,750
O 8	Virginia Tech	A	L	14-27	40,700
O 15	Clemson	H	L	31-38	19,300
O 22	Maryland (-/15)	A	L	3-38	40,100
O 29	Georgia Tech	H	W	32-26	17,650
N 5	Wake Forest	A	W	31-21	21,400
N 10	N.C. State	H	W	27-26	19,100
N 19	North Carolina	A	L	27-34	49,500

1984

Overall Record: 2-9 **ACC:** 1-5 (t6th)
Head Coach: Steve Sloan
Captain: Johnny Hill

S 8	Indiana	H	W	31-24	23,500
S 22	South Carolina	A	L	0-21	68,300
S 29	Army	A	L	9-13	39,026
O 6	Virginia	H	L	10-38	17,200
O 13	Virginia Tech	A	L	0-27	36,400
O 20	Clemson	A	L	21-54	80,500
O 27	Maryland	H	L	7-43	17,500
N 3	Georgia Tech	A	L	3-31	36,393
N 10	Wake Forest	H	L	16-20	28,000
N 17	N.C. State	A	W	16-13	35,200
N 24	North Carolina	H	L	15-17	31,200

1985

Overall Record: 4-7 **ACC:** 2-5 (t6th)
Head Coach: Steve Sloan
Captain: Pete Stubbs

S 7	Northwestern	H	W	40-17	21,000
S 14	West Virginia	A	L	18-20	61,181
S 21	Ohio	H	W	34-13	18,150
O 5	Virginia	A	L	14-37	41,500
O 12	South Carolina	A	L	7-28	71,150
O 19	Clemson	H	L	9-21	31,700
O 26	Maryland	A	L	10-40	46,175
N 2	Georgia Tech	H	L	0-9	14,400
N 9	Wake Forest	A	L	7-27	19,800
N 16	N.C. State	H	W	31-19	16,200
N 23	North Carolina	A	W	23-21	48,500

1986

Overall Record: 4-7 **ACC:** 2-5 (6th)
Head Coach: Steve Sloan
Captains: Paul Constantino & Mike Junkin

S 6	Northwestern	A	W	17-6	21,514
S 13	Georgia (-/19)	A	L	7-31	80,420
S 20	Ohio	H	W	22-7	28,500
S 27	Virginia	H	W	20-13	20,500
O 4	Vanderbilt	A	L	18-24	38,874
O 18	Clemson (-/17)	A	L	3-35	81,500
O 25	Maryland	H	L	19-27	18,600
N 1	Georgia Tech	A	L	6-34	37,102
N 8	Wake Forest	H	W	38-36	36,200
N 15	N.C. State	A	L	15-29	41,800
N 22	North Carolina	H	L	35-42	33,500

1987

Overall Record: 5-6 **ACC:** 2-5 (7th)
Head Coach: Steve Spurrier
Captains: Jason Cooper, Dave Denmore & Dewayne Terry

S 5	Colgate	H	W	41-6	18,300
S 12	Northwestern	H	W	31-16	19,600
S 19	Vanderbilt	H	W	35-31	23,100
S 26	Virginia	A	L	17-42	35,500
O 3	Rutgers	A	L	0-7	13,247
O 17	Clemson (-/7)	A	L	10-17	72,000
O 24	Maryland	A	L	22-23	37,400
O 31	Georgia Tech	H	W	48-14	30,800
N 7	Wake Forest	A	L	27-30	23,500
N 14	N.C. State	H	L	45-47	24,700
N 21	North Carolina	A	W	25-10	46,000

1988

Overall Record: 7-3-1 **ACC:** 3-3-1 (6th)
Head Coach: Steve Spurrier
Captains: Wayne Charles, Anthony Dilweg & Jeff Patten

S 3	Northwestern	A	W	31-21	24,713
S 10	Tennessee	A	W	31-26	93,144
S 17	The Citadel	H	W	41-17	12,400
S 24	Virginia	H	W	38-34	20,200
O 1	Vanderbilt	A	W	17-15	39,372
O 15	Clemson (-/11)	A	L	17-49	83,500
O 22	Maryland	H	L	24-34	23,800
O 29	Georgia Tech	A	W	31-21	40,393
N 5	Wake Forest	H	L	16-35	35,500
N 12	N.C. State	A	T	43-43	52,000
N 19	North Carolina	H	W	35-29	28,600

1989

ACC Champions • All American Bowl

Overall Record: 8-4 **ACC:** 6-1 (1st)
Head Coach: Steve Spurrier
Captains: John Howell & Carey Metts

S 2	South Carolina	A	L	21-27	74,222
S 9	Northwestern	H	W	41-31	15,220
S 16	Tennessee (-/17)	A	L	6-28	93,659
S 23	Virginia	A	L	28-49	37,800
S 30	Clemson (-/7)	H	W	21-17	22,600
O 7	Army	H	W	35-29	25,200
O 21	Maryland	A	W	46-25	38,617
O 28	Georgia Tech	H	W	30-19	38,621
N 4	Wake Forest	A	W	52-35	18,600
N 11	N.C. State	H	W	35-26	41,200
N 18	North Carolina	A	W	41-0	46,000
D 28	Texas Tech (20/24)	N ²³	L	21-49	44,917

1990

Overall Record: 4-7 **ACC:** 1-6 (7th)
Head Coach: Barry Wilson
Captains: Chip Nitowski, Erwin Sampson, Mike Urso & Randy Jones

S 1	South Carolina	A	L	10-21	71,606
S 8	Northwestern	A	W	27-24	28,177
S 22	Virginia (-/10)	H	L	0-59	24,862
S 29	Clemson (-/19)	A	L	7-26	81,500
O 6	Army	A	W	17-16	41,014
O 13	Western Carolina	H	W	49-18	15,700
O 20	Maryland	H	L	20-23	23,200
O 27	Georgia Tech (-/16)	A	L	31-48	44,061
N 3	Wake Forest	H	W	57-20	32,700
N 10	N.C. State	A	L	0-16	36,800
N 17	North Carolina	H	L	22-24	31,600

1991

Overall Record: 4-6-1 **ACC:** 1-6 (t7th)
Head Coach: Barry Wilson
Captains: Erwin Sampson & Pete Petroff

S 7	South Carolina	A	T	24-24	71,200
S 14	Rutgers	H	W	42-22	15,400
S 21	Colgate	H	W	42-14	24,200
S 28	Virginia	A	L	3-34	43,400
O 5	Vanderbilt	H	W	17-13	20,600
O 26	Maryland	A	W	17-13	35,423
N 2	Georgia Tech	H	L	6-17	38,732
N 9	Wake Forest	A	L	14-31	15,759
N 16	N.C. State (-/24)	H	L	31-32	28,975
N 23	North Carolina	A	L	14-47	50,500
N 30	Clemson (-/13)	N ²⁴	L	21-33	50,000

1992

Overall Record: 2-9 **ACC:** 0-8 (9th)
Head Coach: Barry Wilson
Captains: Randy Cuthbert & Darrell Spells

S 5	Florida State (-/4)	A	L	21-48	60,751
S 12	Vanderbilt	A	L	37-42	40,031
S 19	Rice	H	W	17-12	11,400
S 26	Virginia (-/14)	H	L	28-55	24,400
O 10	East Carolina	H	W	45-14	34,100
O 17	Clemson (-/19)	A	L	6-21	78,000
O 24	Maryland	H	L	25-27	17,850
O 31	Georgia Tech	A	L	17-20	44,129
N 7	Wake Forest	H	L	14-28	33,600
N 14	N.C. State (-/14)	A	L	27-45	46,350
N 21	North Carolina (-/21)	H	L	28-31	28,680

1993

Overall Record: 3-8 **ACC:** 2-6 (7th)
Head Coach: Barry Wilson
Captains: Steve Alderfer, Robert Baldwin, Brad Sherrod & Scott Youmans

S 4	Florida State (-/1)	H	L	7-45	26,800
S 11	Rutgers	A	L	38-39	26,854
S 18	Army	H	W	42-21	21,300
S 25	Virginia (-/22)	A	L	0-35	37,700
O 2	Tennessee (-/11)	A	L	19-52	96,173
O 9	Clemson	H	L	10-13	18,600
O 16	Maryland	A	L	18-26	31,487
O 23	Wake Forest	A	W	21-13	20,123
O 30	Georgia Tech	H	L	14-47	30,470
N 6	N.C. State (-/22)	H	W	21-20	15,200
N 26	North Carolina (-/13)	A	L	24-38	50,000

1994*Hall of Fame Bowl***Overall Record:** 8-4**ACC:** 5-3 (t3rd)**Head Coach:** Fred Goldsmith**Captains:** Zaid Abdul-Aleem, Robert Baldwin & Matt Williams

S 3	Maryland	H	W	49-16	20,831
S 10	East Carolina	H	W	13-10	36,420
S 15	Army	H	W	43-7	24,342
S 24	Georgia Tech	A	W	27-12	40,107
O 1	Navy	A	W	47-14	25,579
O 15	Clemson (25/-)	H	W	19-13	29,432
O 22	Wake Forest (20/-)	A	W	51-26	21,445
O 29	Florida State (16/9)	A	L	20-59	73,889
N 5	Virginia (23/13)	H	W	28-25	33,941
N 12	N.C. State (19/-)	A	L	23-24	53,900
N 19	North Carolina (25/-)	H	L	40-41	40,103
J 2	Wisconsin (25/-)	N ²²	L	20-34	61,384

1995**Overall Record:** 3-8**ACC:** 1-7 (8th)**Head Coach:** Fred Goldsmith**Captains:** Spence Fischer & Jon Merrill

S 2	Florida State (-/1)	N ²⁵	L	26-70	51,200
S 9	Rutgers	H	W	24-14	25,400
S 16	Army	A	W	23-21	33,031
S 23	Maryland (-/24)	A	L	28-41	41,013
S 30	Navy	H	L	9-30	29,400
O 7	Georgia Tech	H	L	21-37	20,110
O 14	Virginia (-/19)	A	L	30-44	40,200
O 21	N.C. State	H	L	38-41	24,117
O 28	Wake Forest	H	W	42-26	31,752
N 11	Clemson (-/24)	A	L	17-34	63,000
N 18	North Carolina	A	L	24-28	47,000

1996**Overall Record:** 0-11**ACC:** 0-8 (9th)**Head Coach:** Fred Goldsmith**Captains:** Gerald Ford, Billy Granville & John Krueger

S 7	Florida State (-/3)	A	L	7-44	70,181
S 14	Northwestern	H	L	13-38	29,321
S 21	Army	A	L	17-35	36,049
S 26	Georgia Tech	A	L	22-48	44,145
O 5	Navy	A	L	27-64	31,365
O 12	Clemson	H	L	6-13	23,586
O 26	Maryland	H	L	19-22	18,751
N 2	Virginia (-/16)	H	L	3-27	28,276
N 9	N.C. State	A	L	22-44	47,200
N 16	Wake Forest	A	L	16-17	17,842
N 23	North Carolina (-/13)	H	L	10-27	30,264

1997**Overall Record:** 2-9**ACC:** 0-8 (9th)**Head Coach:** Fred Goldsmith**Captains:** Chike Egbuniwe & Jeff Hodrick

S 6	N.C. State	H	L	14-45	33,214
S 13	Northwestern	A	L	20-24	36,225
S 20	Army	H	W	20-17	21,748
S 27	Navy	H	W	26-17	17,370
O 4	Maryland	A	L	10-16	23,206
O 11	Florida State (-/4)	H	L	27-51	21,557
O 18	Virginia	A	L	10-13	36,600
O 25	Wake Forest	H	L	24-38	28,276
N 8	Clemson	A ^{OT}	L	20-29	61,500
N 15	Georgia Tech	H	L	38-41	22,638
N 22	North Carolina (-/8)	A	L	14-50	53,500

1998**Overall Record:** 4-7**ACC:** 2-6 (t6th)**Head Coach:** Fred Goldsmith**Captains:** Lennie Friedman, Dawud Rasheed & Eric Scanlan

S 5	Western Carolina	H	W	24-10	22,460
S 12	Northwestern	A	W	44-10	40,178
S 19	Florida State (-/11)	A	L	13-62	80,032
S 26	Virginia (-/11)	H	L	0-24	24,380
O 3	Georgia Tech	A	L	13-41	35,724
O 10	Wake Forest	A	W	19-16	22,037
O 17	N.C. State	A	L	24-27	50,200
O 24	Clemson	H	W	28-23	30,630
O 31	Vanderbilt	A ^{20T}	L	33-36	27,214
N 14	Maryland	H	L	25-42	15,272
N 21	North Carolina	H	L	6-28	25,740

1999**Overall Record:** 3-8**ACC:** 3-5 (t6th)**Head Coach:** Carl Franks**Captains:** Chris Combs, Eric Jones,
Scottie Montgomery & Austin Smithwick

S 11	East Carolina	A	L	9-27	42,052
S 18	Northwestern	H ^{OT}	L	12-15	18,720
S 25	Vanderbilt	H	L	14-31	20,483
O 2	Florida State (-/1)	N ²¹	L	23-51	37,310
O 9	Virginia	A ^{20T}	W	24-17	43,600
O 16	Georgia Tech (-/8)	H	L	31-38	16,648
O 23	N.C. State	H ^{OT}	L	24-31	26,179
O 30	Maryland	A	W	25-22	30,222
N 6	Clemson	A	L	7-58	75,000
N 13	Wake Forest	H	W	48-35	29,457
N 20	North Carolina	A	L	0-38	35,000

2000**Overall Record:** 0-11**ACC:** 0-8 (9th)**Head Coach:** Carl Franks**Captains:** Troy Andrew, Troy Austin,
Todd DeLamielleure & Spencer Romine

S 2	East Carolina	H	L	0-38	30,224
S 9	Northwestern	A	L	5-38	23,209
S 16	Virginia	H	L	10-26	18,776
S 23	Vanderbilt	A	L	7-26	35,391
S 30	Clemson (-/7)	H	L	22-52	16,872
O 14	Florida State (-/7)	A	L	14-63	80,280
O 21	Georgia Tech	A	L	10-45	36,908
O 28	Maryland	H	L	9-20	20,033
N 4	Wake Forest	A	L	26-28	19,224
N 11	N.C. State	A	L	31-35	51,680
N 18	North Carolina	H	L	21-59	24,673

2001**Overall Record:** 0-11**ACC:** 0-8 (9th)**Head Coach:** Carl Franks**Captains:** Ben Erdeljac, Ronnie Hamilton, Mike Hart & Nate Kroll

S 1	Florida State (-/6)	H	L	13-55	23,312
S 8	Rice	A	L	13-15	17,745
S 22	Northwestern (-/16)	H	L	7-44	18,427
S 29	Virginia	A	L	10-31	54,653
O 6	Georgia Tech (-/17)	H	L	10-37	10,431
O 13	Wake Forest	H	L	35-42	10,835
O 20	Maryland (-/12)	A	L	17-59	43,528
O 27	Vanderbilt	H	L	28-42	18,332
N 3	N.C. State	H	L	31-55	35,206
N 17	North Carolina	A	L	17-52	52,000
D 1	Clemson	A	L	31-59	72,000

NOTE: The Duke-Clemson game was originally scheduled for September 15, but was shifted to December 1 following the series of attacks on the United States on September 11.

2002**Overall Record:** 2-10**ACC:** 0-8 (9th)**Head Coach:** Carl Franks**Captains:** Ryan Fowler, Jamyon Small & Drew Strojny

A 31	East Carolina	H	W	23-16	23,276
S 7	Louisville	H	L	3-40	25,486
S 14	Northwestern	A	L	21-26	22,910
S 21	Florida State (-/5)	A	L	17-48	82,397
S 28	Navy	A	W	43-17	31,647
O 5	Virginia	H	L	22-27	17,638
O 12	Wake Forest	A	L	10-36	25,856
O 19	N.C. State (-/13)	A	L	22-24	51,500
O 26	Maryland	H	L	12-45	23,451
N 2	Clemson	H	L	31-34	16,479
N 16	Georgia Tech	A	L	2-17	41,335
N 23	North Carolina	H	L	21-23	33,002

2003**Overall Record:** 4-8**ACC:** 2-6 (8th)**Head Coach:** Carl Franks**Captains:** Ryan Fowler, Terrell Smith, Drew Strojny & Alex Wade

A 30	Virginia (-/18)	A	L	0-27	61,737
S 6	Western Carolina	H	W	29-3	18,022
S 13	Rice	H ^{OT}	W	27-24	18,742
S 20	Northwestern	H	L	10-28	21,143
S 27	Florida State (-/6)	H	L	7-56	24,370
O 11	Maryland	A	L	20-33	50,084
O 18	Wake Forest	H	L	13-42	17,314
O 25	N.C. State	H	L	21-28	27,614
N 1	Tennessee (-/19)	A	L	6-23	104,772
N 8	Georgia Tech	H	W	41-17	12,976
N 15	Clemson	A	L	7-40	70,000
N 22	North Carolina	A	W	30-22	48,000

NOTE: Ted Roof served as interim head coach for the final five games of the 2003 season.

2004**Overall Record:** 2-9**ACC:** 1-7 (t10th)**Head Coach:** Ted Roof**Captains:** Giuseppe Aganno, Phillip Alexander,
Chris Dapolito & Kenneth Stanford

S 4	Navy	A	L	12-27	29,027
S 11	Connecticut	A	L	20-22	40,000
S 18	Virginia Tech	A	L	17-41	65,115
S 25	Maryland (-/23)	H	L	21-55	16,298
O 2	The Citadel	H	W	28-10	16,814
O 16	Georgia Tech	A	L	7-24	46,856
O 23	Virginia (-/14)	H	L	16-37	24,157
O 30	Wake Forest	A	L	22-24	25,762
N 6	Florida State (-/13)	A	L	7-29	80,598
N 13	Clemson	H	W	16-13	24,714
N 20	North Carolina	H	L	17-40	30,541

2005**Overall Record:** 1-10**ACC:** 0-8 (6th/Coastal)**Head Coach:** Ted Roof**Captains:** Phillip Alexander, Brendan Dewan & Ronnie Elliott

S 3	East Carolina	A	L	21-24	35,107
S 10	Virginia Tech (-/7)	H	L	0-45	25,014
S 17	VMI	H	W	40-14	10,126
S 24	Virginia (-/23)	A	L	7-38	61,021
O 1	Navy	H	L	21-28	15,246
O 8	Miami (-/9)	A	L	7-52	40,315
O 15	Georgia Tech	H	L	10-35	17,451
O 22	Florida State (-/11)	H	L	24-55	21,731
O 29	Wake Forest	H	L	6-44	15,347
N 3	Clemson	A	L	20-49	77,000
N 19	North Carolina	A	L	21-24	50,000

2006

Overall Record: 0-12 **ACC:** 0-8 (6th/Coastal)
Head Coach: Ted Roof
Captains: Casey Camero, Eli Nichols & John Talley

S 2	Richmond	H	L	0-13	27,546
S 9	Wake Forest	A	L	13-14	26,071
S 16	Virginia Tech (-/14)	A	L	0-36	66,233
S 30	Virginia	H	L	0-37	19,241
O 7	Alabama	A	L	14-30	92,138
O 14	Florida State	H	L	24-51	17,525
O 21	Miami	H	L	15-20	16,291
O 28	Vanderbilt	H	L	28-45	14,198
N 4	Navy	H	L	13-38	17,782
N 11	Boston College (-/22)	A	L	7-28	42,326
N 18	Georgia Tech (-/18)	A	L	21-49	46,768
N 25	North Carolina	H	L	44-45	24,478

2007

Overall Record: 1-11 **ACC:** 0-8 (6th/Coastal)
Head Coach: Ted Roof
Captains: Patrick Bailey, Chris Davis, Matt Rumsey & Jomar Wright

S 1	Connecticut	H	L	14-45	17,251
S 8	Virginia	A	L	13-24	58,554
S 15	Northwestern	A	W	20-14	23,716
S 22	Navy	A	L	43-46	31,278
S 29	Miami	A	L	14-24	30,614
O 6	Wake Forest	H	L	36-41	20,134
O 13	Virginia Tech (-/12)	H	L	14-43	23,691
O 27	Florida State	A	L	6-25	79,159
N 3	Clemson (-/25)	H	L	10-47	20,457
N 10	Georgia Tech	H	L	24-41	18,788
N 17	Notre Dame	A	L	7-28	80,975
N 24	North Carolina	A ^{OT}	L	14-20	52,000

2008

Overall Record: 4-8 **ACC:** 1-7 (6th/Coastal)
Head Coach: David Cutcliffe
Captains: Greg Akinbiyi, Re'quan Boyette, Cameron Goldberg, Eron Riley, Vincent Rey, Tielor Robinson, Michael Tauliili & Glenn Williams

A 30	James Madison	H	W	31-7	32,571
S 6	Northwestern	H	L	20-24	23,614
S 13	Navy	H	W	41-31	25,082
S 27	Virginia	H	W	31-3	25,527
O 4	Georgia Tech	A	L	0-27	46,104
O 18	Miami	H	L	31-49	32,011
O 25	Vanderbilt	A	W	10-7	38,270
N 1	Wake Forest	A ^{OT}	L	30-33	32,226
N 8	N.C. State	H	L	17-27	31,964
N 15	Clemson	A	L	7-31	74,272
N 22	Virginia Tech	A	L	3-14	66,233
N 29	North Carolina	H	L	20-28	30,322

2009

Overall Record: 5-7 **ACC:** 3-5 (5th/Coastal)
Head Coach: David Cutcliffe
Captains: Thaddeus Lewis & Vincent Rey

S 5	Richmond	H	L	16-24	33,311
S 12	Army	A	W	35-19	25,698
S 19	Kansas (-/22)	A	L	16-44	50,101
S 26	N.C. Central	H	W	49-14	26,390
O 3	Virginia Tech (-/6)	H	L	26-34	26,211
O 10	N.C. State	A	W	49-28	56,452
O 24	Maryland	H	W	17-13	24,650
O 31	Virginia	A	W	28-17	41,713
N 7	North Carolina	A	L	6-19	59,750
N 14	Georgia Tech (-/7)	H	L	10-49	25,899
N 21	Miami (-/20)	A	L	16-34	38,200
N 28	Wake Forest	H	L	34-45	21,420

2010

Overall Record: 3-9 **ACC:** 1-7 (15th/Coastal)
Head Coach: David Cutcliffe
Captains: Abraham Kromah, Bryan Morgan & Chris Rwabukamba

S 4	Elon	H	W	41-27	33,941
S 11	Wake Forest	A	L	48-54	31,673
S 18	Alabama (-/1)	H	L	13-62	39,042
S 25	Army	H	L	21-35	28,289
O 2	Maryland	A	L	16-21	39,106
O 16	Miami	H	L	13-28	25,911
O 23	Virginia Tech (-/23)	A	L	7-44	66,233
O 30	Navy	A	W	34-31	34,117
N 6	Virginia	H	W	55-48	22,741
N 13	Boston College	H	L	16-21	21,420
N 20	Georgia Tech	A	L	20-30	42,110
N 27	North Carolina	H	L	19-24	30,904

2011

Overall Record: 3-9 **ACC:** 1-7 (6th/Coastal)
Head Coach: David Cutcliffe
Captains: Matt Daniels, Charlie Hatcher, Kyle Hill & Sean Renfree

S 3	Richmond	H	L	21-23	32,741
S 10	Stanford (-/6)	H	L	14-44	24,785
S 17	Boston College	A	W	20-19	35,812
S 24	Tulane	H	W	48-27	20,138
O 1	FIU	A	W	31-27	22,682
O 15	Florida State	H	L	16-41	24,687
O 22	Wake Forest	H	L	23-24	22,258
O 29	Virginia Tech (-/15)	H	L	10-14	27,392
N 5	Miami	A	L	14-49	62,053
N 12	Virginia	A	L	21-31	45,733
N 19	Georgia Tech	H	L	31-38	18,747
N 26	North Carolina	A	L	21-37	58,500

2012

Overall Record: 6-7 **ACC:** 3-5 (5th/Coastal) *Belk Bowl*
Head Coach: David Cutcliffe
Captains: Walt Canty, Ross Cockrell, Sean Renfree & Conner Vernon

S 1	FIU	H	W	46-26	31,117
S 8	Stanford (-/25)	A	L	13-50	44,016
S 15	N.C. Central	H	W	54-17	22,829
S 22	Memphis	H	W	38-14	23,658
S 29	Wake Forest	A	W	34-27	28,743
O 6	Virginia	H	W	42-17	26,856
O 13	Virginia Tech	A	L	20-41	65,632
O 20	North Carolina	H	W	33-30	33,941
O 27	Florida State (-/11)	A	L	7-48	71,467
N 3	Clemson (-/10)	H	L	20-56	31,894
N 17	Georgia Tech	A	L	24-42	41,904
N 24	Miami	H	L	45-52	26,895
D 27	Cincinnati	N ⁸	L	34-48	48,128

2013

Overall Record: 10-4 **ACC:** 6-2 (1st/Coastal) *ACC Coastal Division Champions • Chick-fil-A Bowl*
Final National Ranking: 22nd (USA Today/Coaches); 23rd (AP); 24th (BCS)
Head Coach: David Cutcliffe
Captains: Anthony Boone, Ross Cockrell, Justin Foxx, Dave Harding & Juwan Thompson

A 31	N.C. Central	H	W	45-0	22,521
S 7	Memphis	A	W	28-14	44,237
S 14	Georgia Tech	H	L	14-38	21,267
S 21	Pittsburgh	H	L	55-58	22,714
S 28	Troy	H	W	38-31	30,126
O 12	Navy	H	W	35-7	23,749
O 19	Virginia	A	W	35-22	39,071
O 26	Virginia Tech (-/16)	A	W	13-10	63,326
N 9	N.C. State	H	W	38-20	32,010
N 16	Miami (-/24)	H	W	48-30	30,044
N 23	Wake Forest (25/-)	A	W	28-21	28,463
N 30	North Carolina (24/-)	A	W	27-25	62,000
D 7	Florida State (20/1)	N ⁸	L	7-45	67,694
D 31	Texas A&M (22/20)	N ⁴	L	48-52	67,946

2014

Overall Record: 9-4 **ACC:** 5-3 (2nd/Coastal) *Hyundai Sun Bowl*
Head Coach: David Cutcliffe
Captains: Anthony Boone, Kelby Brown, Jeremy Cash, Jamison Crowder & Laken Tomlinson

A 30	Elon	H	W	52-13	31,213
S 6	Troy	A	W	34-17	21,331
S 13	Kansas	H	W	41-3	25,203
S 20	Tulane	H	W	47-13	20,197
S 27	Miami	A	L	10-22	44,559
O 11	Georgia Tech (-/22)	A	W	31-25	44,281
O 18	Virginia	H	W	20-13	28,131
N 1	Pittsburgh (24/-)	A ²⁰¹	W	51-48	39,293
N 8	Syracuse (22/-)	A	W	27-10	39,331
N 15	Virginia Tech (19/-)	H	L	16-17	30,107
N 20	North Carolina	H	L	20-45	33,941
N 29	Wake Forest	H	W	41-21	22,247
D 27	Arizona State (-/15)	N ²⁶	L	31-36	47,809

2015

Overall Record: 8-5 **ACC:** 4-4 (4th/Coastal) *New Era PinStripe Bowl*
Head Coach: David Cutcliffe
Captains: Jeremy Cash & Matt Skura

S 3	Tulane	A	W	37-7	25,470
S 12	N.C. Central	H	W	55-0	33,941
S 19	Northwestern (-/23)	H	L	10-19	24,127
S 26	Georgia Tech (-/20)	H	W	34-20	20,101
O 3	Boston College	H	W	9-7	20,009
O 10	Army West Point	A	W	44-3	39,712
O 24	Virginia Tech (23/-)	A ⁴⁰⁷	W	45-43	63,257
O 31	Miami (22/-)	H	L	27-30	30,143
N 7	North Carolina (-/21)	A	L	31-66	60,000
N 14	Pittsburgh	H	L	13-31	30,241
N 21	Virginia	A	L	34-42	35,178
N 28	Wake Forest	A	W	27-21	26,435
D 26	Indiana	N ^{15 OT}	W	44-41	37,218

2016

Overall Record: 4-8 **ACC:** 1-7 (16th/Coastal)
Head Coach: David Cutcliffe
Captains: Jela Duncan, DeVon Edwards, Thomas Sirk & A.J. Wolf

S 3	N.C. Central	H	W	49-6	35,049
S 10	Wake Forest	H	L	14-24	21,077
S 17	Northwestern	A	L	13-24	34,464
S 24	Notre Dame	A	W	38-35	80,795
O 1	Virginia	H	L	20-34	25,201
O 8	Army West Point	H	W	13-6	20,613
O 14	Louisville (-/7)	A	L	14-24	55,121
O 29	Georgia Tech	A	L	35-38	43,886
N 5	Virginia Tech (-/23)	H	L	21-24	38,217
N 10	North Carolina (-/15)	H	W	28-27	39,212
N 19	Pittsburgh	A	L	14-56	35,425
N 26	Miami	A	L	21-40	57,396

2017

Overall Record: 7-6 **ACC:** 3-5 (4th/Coastal) *Quick Lane Bowl*
Head Coach: David Cutcliffe
Captains: Austin Davis, Bryon Fields Jr., Daniel Jones & Mike Ramsay

S 2	N.C. Central	H	W	60-7	30,477
S 9	Northwestern	H	W	41-17	20,241
S 16	Baylor	H	W	34-20	26,714
S 23	North Carolina	A	W	27-17	59,000
S 30	Miami (-/14)	H	L	6-31	36,314
O 7	Virginia	A	L	21-28	38,638
O 14	Florida State	H	L	10-17	31,073
O 21	Pittsburgh	H	L	17-24	22,621
O 28	Virginia Tech (-/13)	A	L	3-24	60,914
N 11	Army West Point	A	L	16-21	38,851
N 18	Georgia Tech	H	W	43-20	20,141
N 25	Wake Forest	A	W	31-23	27,016
D 26	Northern Illinois	N ²⁷	W	36-14	20,211

2018*Walk-On's Independence Bowl***Overall Record:** 8-5**ACC:** 3-5 (6th/Coastal)**Head Coach:** David Cutcliffe**Captains:** Joe Giles-Harris, Ben Humphreys,
Daniel Jones & Johnathan Lloyd

A 31	Army West Point	H	W	34-14	26,017
S 8	Northwestern	A	W	21-7	40,654
S 15	Baylor	A	W	40-27	40,442
S 22	N.C. Central	H	W	55-13	25,132
S 29	Virginia Tech (22/-)	H	L	14-31	32,177
O 13	Georgia Tech	A	W	28-14	41,709
O 20	Virginia	H	L	14-28	20,277
O 27	Pittsburgh	A	L	45-54	31,510
N 3	Miami	A	W	20-12	62,754
N 10	North Carolina	H	W	42-35	35,493
N 17	Clemson (-/2)	A	L	6-35	81,313
N 24	Wake Forest	H	L	7-59	20,782
D 27	Temple	N ²⁸	W	56-27	27,492

2019**Overall Record:** 5-7**ACC:** 3-5 (6th/Coastal)**Head Coach:** David Cutcliffe**Captains:** Zach Baker, Edgar Cerenord, Quentin Harris,
Tre Hornbuckle, Koby Quansah & Dylan Singleton

A 31	Alabama (-/2)	N ⁴	L	3-42	71,916
S 7	North Carolina A&T	H	W	45-13	38,313
S 14	Middle Tennessee	A	W	41-18	19,852
S 27	Virginia Tech	A	W	45-10	59,537
O 5	Pittsburgh	H	L	30-33	22,610
O 12	Georgia Tech	H	W	41-23	21,741
O 19	Virginia	A	L	14-48	52,847
O 26	North Carolina	A	L	17-20	50,500
N 9	Notre Dame (-/15)	H	L	7-38	40,004
N 16	Syracuse	H	L	6-49	16,286
N 23	Wake Forest	A	L	27-39	24,130
N 30	Miami	H	W	27-17	15,913

2020*One ACC Division Due to COVID-19 Pandemic***Overall Record:** 2-9**ACC:** 1-9 (T-14th)**Head Coach:** David Cutcliffe**Captains:** Michael Carter II, Noah Gray, Deon Jackson,
Chris Rumph II & Jack Wohlabaugh

S 12	Notre Dame (-/10)	A	L	13-27	10,097
S 19	Boston College	H	L	6-26	0
S 26	Virginia	A	L	20-38	1,000
O 3	Virginia Tech	H	L	31-38	0
O 10	Syracuse	A	W	38-24	0
O 17	NC State	A	L	20-31	4,032
O 31	Charlotte	H	W	53-19	0
N 7	North Carolina	H	L	24-56	0
N 28	Georgia Tech	A	L	33-56	11,000
D 5	Miami (-/9)	H	L	0-48	0
D 12	Florida State	A	L	35-56	14,872

NEUTRAL SITE KEY

N ¹	Raleigh, N.C.	N ¹⁵	New York, N.Y.
N ²	Richmond, Va.	N ¹⁶	New Orleans, La.
N ³	Columbia, S.C.	N ¹⁷	Washington, D.C.
N ⁴	Atlanta, Ga.	N ¹⁸	Roanoke, Va.
N ⁵	Lynchburg, Va.	N ¹⁹	Miami, Fla.
N ⁶	Rocky Mount, N.C.	N ²⁰	Dallas, Texas
N ⁷	Greensboro, N.C.	N ²¹	Jacksonville, Fla.
N ⁸	Charlotte, N.C.	N ²²	Tampa, Fla.
N ⁹	Norfolk, Va.	N ²³	Birmingham, Ala.
N ¹⁰	Goldsboro, N.C.	N ²⁴	Tokyo, Japan
N ¹¹	Buffalo, N.Y.	N ²⁵	Orlando, Fla.
N ¹²	Winston-Salem, N.C.	N ²⁶	El Paso, Texas
N ¹³	Pasadena, Calif.	N ²⁷	Detroit, Mich.
N ¹⁴	Baltimore, Md.	N ²⁸	Shreveport, La.

SERIES LEDGERS

Alabama (1-4)

1945	N	W	29-26
1972	A	L	12-35
2006	A	L	14-30
2010	H	L	13-62
2019	N	L	3-42

Arizona State (0-1)

2014	N	L	31-36
------	---	---	-------

Arkansas (1-0)

1960	N	W	7-6
------	---	---	-----

Army West Point (14-11-1)

1944	N	L	7-27
1945	N	L	13-48
1946	N	L	0-19
1953	N	L	13-14
1954	H	L	14-28
1959	H	L	6-21
1964	A	W	6-0
1967	A	W	10-7
1968	A	L	25-57
1974	H	W	33-14
1975	A	W	21-10
1979	A	T	17-17
1984	A	L	9-13
1989	H	W	35-29
1990	A	W	17-16
1993	H	W	42-21
1994	H	W	43-7
1995	A	W	23-21
1996	A	L	17-35
1997	H	W	20-17
2009	A	W	35-19
2010	H	L	21-35
2015	A	W	44-3
2016	H	W	13-6
2017	A	L	16-21
2018	H	W	34-14

Auburn (3-3)

1892	A	W	34-6
1932	A	L	7-18
1933	H	W	13-7
1934	A	W	13-6
1935	H	L	0-7
1980	A	L	28-35

Baylor (3-0)

1958	H	W	12-7
2017	H	W	34-20
2018	A	W	40-27

Boston College (3-5)

1927	A	W	25-9
1928	A	L	0-19
1929	A	L	12-20
2006	A	L	7-28
2010	H	L	16-21
2011	A	W	20-19
2015	H	W	9-7
2020	H	L	6-26

California (1-0-1)

1962	H	W	21-7
1963	A	T	22-22

Charlotte (1-0)

2020	H	W	53-19
------	---	---	-------

Cincinnati (0-1)

2012	N	L	34-48
------	---	---	-------

The Citadel (2-0)

1988	H	W	41-17
2004	H	W	28-10

Clemson (16-37-1)

1934	H	W	20-6
1935	H	W	38-12
1936	H	W	25-0
1957	H	W	7-6
1959	A	L	0-6
1960	H	W	21-6

1961	H	L	7-17
------	---	---	------

1962	A	W	16-0
1963	H	W	35-30
1965	H	L	2-3
1966	A	L	6-9
1967	H	L	7-13

1968	A	L	22-39
------	---	---	-------

1969	H	W	34-27
------	---	---	-------

1970	A	W	21-10
------	---	---	-------

1971	N	L	0-3
------	---	---	-----

1972	A	W	7-0
------	---	---	-----

1973	H	L	8-24
------	---	---	------

1974	A	L	13-17
------	---	---	-------

1975	H	W	25-21
------	---	---	-------

1976	A	T	18-18
------	---	---	-------

1977	H	L	11-17
------	---	---	-------

1978	A	L	8-28
------	---	---	------

1979	H	L	10-28
------	---	---	-------

1980	A	W	34-17
------	---	---	-------

1981	H	L	10-38
------	---	---	-------

1982	A	L	14-49
------	---	---	-------

1983	H	L	31-38
------	---	---	-------

1984	A	L	21-54
------	---	---	-------

1985	H	L	9-21
------	---	---	------

1986	A	L	3-35
------	---	---	------

1987	A	L	10-17
------	---	---	-------

1988	A	L	17-49
------	---	---	-------

1989	H	W	21-17
------	---	---	-------

1990	A	L	7-26
------	---	---	------

1991	N	L	21-33
------	---	---	-------

1992	A	L	6-21
------	---	---	------

1993	H	L	10-13
------	---	---	-------

1994	H	W	19-13
------	---	---	-------

1995	A	L	17-34
------	---	---	-------

1996	H	L	6-13
------	---	---	------

1997 OT	A	L	20-29
---------	---	---	-------

1998	H	W	28-23
------	---	---	-------

1999	A	L	7-58
------	---	---	------

2000	H	L	22-52
------	---	---	-------

2001	A	L	31-59
------	---	---	-------

2002	H	L	31-34
------	---	---	-------

2003	A	L	7-40
------	---	---	------

2004	H	W	16-13
------	---	---	-------

2005	A	L	20-49
------	---	---	-------

2007	H	L	10-47
------	---	---	-------

2008	A	L	7-31
------	---	---	------

2012	H	L	20-56
------	---	---	-------

2018	A	L	6-35
------	---	---	------

Colgate (9-0)

1936	H	W	6-0
------	---	---	-----

1937	A	W	13-0
------	---	---	------

1938	N	W	7-0
------	---	---	-----

1939	H	W	37-0
------	---	---	------

1940	A	W	13-0
------	---	---	------

1941	H	W	27-14
------	---	---	-------

1942	N	W	34-0
------	---	---	------

1987	H	W	41-6
------	---	---	------

1991	H	W	42-14
------	---	---	-------

Columbia (0-1)

1926	A	L	0-24
------	---	---	------

Connecticut (0-2)

2004	A	L	20-22
------	---	---	-------

2007	H	L	14-45
------	---	---	-------

Davidson (16-4-1)

1922	W	L	12-0
------	---	---	------

1923	N	W	18-6
------	---	---	------

1924	H	L	13-20
------	---	---	-------

1925	A	L	0-26
------	---	---	------

1926	H	L	0-20
------	---	---	------

1927	A	W	48-7
------	---	---	------

1928	H	W	33-0
------	---	---	------

1929	A	L	12-13
------	---	---	-------

1930	H	W	12-0
------	---	---	------

1931	A	T	0-0
------	---	---	-----

1932	H	W	13-0
------	---	---	------

1933	A	W	19-7
------	---	---	------

1934	A	W	20-0
------	---	---	------

1935	A	W	26-7
------	---	---	------

1936	N	W	13-0
------	---	---	------

1937	A	W	34-6
------	---	---	------

1938	H	W	27-0
------	---	---	------

1939	A	W	26-6
------	---	---	------

1940	A	W	46-13
------	---	---	-------

1941	A	W	56-0
------	---	---	------

1942	N	W	21-0
------	---	---	------

East Carolina (5-5)

1977	H	L	16-17
------	---	---	-------

1979	H	W	28-14
------	---	---	-------

1980	H	L	10-35
------	---	---	-------

1981	H	W	24-14
------	---	---	-------

1992	H	W	45-14
------	---	---	-------

1994	H	W	13-10
------	---	---	-------

1999	A	L	9-27
------	---	---	------

2000	H	L	0-38
------	---	---	------

2002	H	W	23-16
------	---	---	-------

2005	A	L	21-24
------	---	---	-------

Elon (7-0-1)

1920	W	L	13-6
------	---	---	------

1921	H	T	0-0
------	---	---	-----

1923	N	W	39-0
------	---	---	------

1924	H	W	54-0
------	---	---	------

1925	A	W	6-0
------	---	---	-----

1926	H	W	32-0
------	---	---	------

2010	H	W	41-27
------	---	---	-------

2014	H	W	52-13
------	---	---	-------

Emory & Henry (2-0)

1920	W	L	7-0
------	---	---	-----

1921	A	W	7-0
------	---	---	-----

Florida (2-3)

1962	N	W	28-21
------	---	---	-------

1970	N	L	19-21
------	---	---	-------

1971	N	W	12-6
------	---	---	------

1974	A	L	13-30
------	---	---	-------

1975	A	L	16-24
------	---	---	-------

FIU (2-0)

2011	A	W	31-27
------	---	---	-------

2012	H	W	46-26
------	---	---	-------

Florida State (0-21)

1992	A	L	21-48
------	---	---	-------

1993	H	L	7-45
------	---	---	------

1994	A	L	20-59
------	---	---	-------

1995	N	L	26-70
------	---	---	-------

1996	A	L	7-44
------	---	---	------

1997	H	L	27-51
------	---	---	-------

1998	A	L	13-62
------	---	---	-------

1999	N	L	23-51
------	---	---	-------

2000	A	L	14-63
------	---	---	-------

2001	H	L	13-55
------	---	---	-------

2002	A	L	17-48
------	---	---	-------

2003	H	L	7-56
------	---	---	------

2004	A	L	7-29
------	---	---	------

2005	H	L	24-55
------	---	---	-------

2006	H	L	24-51
------	---	---	-------

2007	A	L	6-25
------	---	---	------

2011	H	L
------	---	---

DUKE FOOTBALL

1997	H	W	26-17
2002	A	W	43-17
2004	A	L	12-27
2005	H	L	21-28
2006	H	L	13-38
2007	A	L	43-46
2008	H	W	41-31
2010	A	W	34-31
2013	H	W	35-7

Nebraska (1-0)

1954	N	W	34-7
------	---	---	------

New York University (0-0-1)

1921	A	T	7-7
------	---	---	-----

Newberry (1-0)

1923	H	W	20-14
------	---	---	-------

North Carolina (41-62-4)

1888	N	W	16-0
1889 ^{SPRING}	N	W	25-17
1889 ^{FALL}	H	W	1-0
1891	A	W	6-4
1892	A	L	0-24
1893	H	W	6-4
1894	A	L	0-28
1922	A	L	0-20
1923	A	L	6-14
1924	A	L	0-6
1925	H	L	0-41
1926	A	L	0-6
1927	H	L	0-18
1928	A	L	7-14
1929	H	L	7-48
1930	A	T	0-0
1931	H	T	0-0
1932	A	W	7-0
1933	H	W	21-0
1934	A	L	0-7
1935	H	W	25-0
1936	A	W	27-7
1937	H	L	6-14
1938	A	W	14-0
1939	H	W	13-3
1940	A	L	3-6
1941	H	W	20-0
1942	A	T	13-13
1943	H	W	14-7
1943	A	W	27-6
1944	A	W	33-0
1945	H	W	14-7
1946	A	L	7-22
1947	H	L	0-21
1948	A	L	0-20
1949	H	L	20-21
1950	A	W	7-0
1951	H	W	19-7
1952	A	W	34-0
1953	H	W	35-20
1954	A	W	47-12
1955	H	W	6-0
1956	A	W	21-6
1957	H	L	13-21
1958	A	W	7-6
1959	H	L	0-50
1960	A	L	6-7
1961	H	W	6-3
1962	A	W	16-14
1963	H	L	14-16
1964	A	L	15-21
1965	H	W	34-7
1966	A	W	41-25
1967	H	L	9-20
1968	A	L	14-25
1969	H	W	17-13
1970	A	L	34-59
1971	H	L	0-38
1972	A	L	0-14
1973	H	W	27-10
1974	A	L	13-14
1975	H	T	17-17
1976	A	L	38-39
1977	H	L	3-16
1978	A	L	15-16
1979	H	L	16-37
1980	A	L	21-44

1981	H	L	10-31
1982	H	W	23-17
1983	A	L	27-34
1984	H	L	15-17
1985	A	W	23-21
1986	H	L	35-42
1987	A	W	25-10
1988	H	W	35-29
1989	A	W	41-0
1990	H	L	22-24
1991	A	L	14-47
1992	H	L	28-31
1993	A	L	24-38
1994	H	L	40-41
1995	A	L	24-28
1996	H	L	10-27
1997	A	L	14-50
1998	H	L	6-28
1999	A	L	0-38
2000	H	L	21-59
2001	A	L	17-52
2002	H	L	21-23
2003	A	W	30-22
2004	H	L	17-40
2005	A	L	21-24
2006	H	L	44-45
2007 ^{OT}	A	L	14-20
2008	H	L	20-28
2009	A	L	6-19
2010	H	L	19-24
2011	A	L	21-37
2012	H	W	33-30
2013	A	W	27-25
2014	H	L	20-45
2015	A	L	31-66
2016	H	W	28-27
2017	A	W	27-17
2018	H	W	42-35
2019	A	L	17-20
2020	H	L	24-56

N.C. A&T (1-0)

2019	H	W	45-13
------	---	---	-------

N.C. Central (7-0)

2009	H	W	49-14
2012	H	W	54-17
2013	H	W	45-0
2015	H	W	55-0
2016	H	W	49-6
2017	H	W	60-7
2018	H	W	55-13

N.C. State (41-37-5)

1924	A	L	0-14
1925	H	L	0-13
1926	A	L	19-26
1927	H	L	18-20
1928	A	W	14-12
1929	H	W	19-12
1930	A	W	18-0
1931	H	L	0-14
1932	A	L	0-6
1933	H	W	7-0
1934	H	W	32-0
1935	A	W	7-0
1936	H	W	13-0
1937	A	W	20-7
1938	H	W	7-0
1939	A	W	28-0
1940	H	W	42-6
1941	A	W	55-6
1942	H	W	47-0
1943	A	W	75-0
1945	H	W	26-13
1946	A	L	6-13
1947	H	W	7-0
1948	A	T	0-0
1949	H	W	14-13
1950	A	W	7-0
1951	H	W	27-21
1952	A	W	57-0
1953	H	W	31-0
1954	A	W	21-7
1955	A	W	33-7
1956	H	W	42-0
1957	A	T	14-14

1958	H	W	20-13
1959	A	W	17-15
1960	H	W	17-13
1961	A	W	17-6
1962	H	W	21-14
1963	A	L	7-21
1964	H	W	35-3
1965	A	L	0-21
1966	H	L	7-33
1967	A	L	7-28
1968	H	L	15-17
1969	A	T	25-25
1970	A	W	22-6
1971	H	W	41-13
1972	A	L	0-17
1973	H	L	3-21
1974	A	L	21-35
1975	H	T	21-21
1976	A	W	28-14
1977	H	L	32-37
1978	A	L	10-24
1979	H	L	7-28
1980	A	L	21-38
1981	H	W	17-7
1982	A	L	16-21
1983	H	W	27-26
1984	A	W	16-13
1985	H	W	31-19
1986	A	L	15-29
1987	H	L	45-47
1988	A	T	43-43
1989	H	W	35-26
1990	A	L	0-16
1991	H	L	31-32
1992	A	L	27-45
1993	H	W	21-20
1994	A	L	23-24
1995	H	L	38-41
1996	A	L	22-44
1997	H	L	14-45
1998	A	L	24-27
1999 ^{OT}	H	L	24-31
2000	A	L	31-35
2001	H	L	31-55
2002	A	L	22-24
2003	H	L	21-28
2008	H	L	17-27
2009	A	W	49-28
2013	H	W	38-20
2020	A	L	20-31

Northern Illinois (1-0)

2017	N	W	36-17
------	---	---	-------

Northwestern (10-10)

1985	H	W	40-17
1986	A	W	17-6
1987	H	W	31-16
1988	A	W	31-21
1989	H	W	41-31
1990	A	W	27-24
1996	H	L	13-38
1997	A	L	20-24
1998	A	W	44-10
1999 ^{OT}	H	L	12-15
2000	A	L	5-38
2001	H	L	7-44
2002	A	L	21-26
2003	H	L	10-28
2007	A	W	20-14
2008	H	L	20-24
2015	H	L	10-19
2016	A	L	13-24
2017	H	W	41-17
2018	A	W	21-7

Notre Dame (2-5)

1958	A	L	7-9
1961	H	W	37-13
1966	A	L	0-64
2007	A	L	7-28
2016	A	W	38-35
2019	H	L	7-38
2020	A	L	13-27

Oglethorpe (1-0)

1922	W	7-6
------	---	-----

Ohio State (1-3)

1955	A	W	20-14
1959	A	L	13-14
1970	A	L	10-34
1981	A	L	13-34

Ohio University (2-0)

1985	H	W	34-13
1986	H	W	22-7

Oklahoma (0-1)

1957	N	L	21-48
------	---	---	-------

Oregon State (0-1)

1941	H	L	16-20
------	---	---	-------

Pennsylvania (1-1)

1944	A	L	7-18
1954	A	W	52-0

Pittsburgh (9-15)

1929	H	L	7-52
1937	H	L	0-10
1938	H	W	7-0
1939	A	L	13-14
1940	H	W	12-7
1941	A	W	27-14
1942	A	W	28-0
1950	H	W	28-14
1951	A	W	19-14
1955	H	L	7-26
1956	N	L	14-27
1959	A	L	0-12
1965	H	W	21-13
1966	A	W	14-7
1969	H	L	12-14
1975	A	L	0-14
1976	H	L	31-44
2013	H	L	55-58
2014 ^{20T}	A	W	51-48
2015	H	L	13-31
2016	A	L	14-56
2017	H	L	17-24
2018	A	L	45-54
2019	H	L	30-33

Presbyterian (0-0-1)

1922	T	6-6
------	---	-----

Purdue (2-1-1)

1953	H	W	20-14
1954	A	T	13-13
1973	A	L	7-27
1974	H	W	16-14

Randolph Macon (3-0)

1921	H	W	6-0
1922	W	25-12	
1923	W	54-0	

Rice (5-1)

1957	A	W	7-6
1959	H	W	24-7
1965	A	W	41-21
1992	H	W	17-12
2001	A	L	13-15
2003 ^{OT}	H	W	27-24

Richmond (9-4)

1924	A	W	14-0
1925	H	W	10-0
1926	A	L	7-9
1927	H	W	72-0
1943	H	W	61-0
1944	H	W	61-7
1946	H	W	41-0
1949	H	W	67-0
1950	A	W	41-0
1979	A	W	34-7
2006	H	L	0-13
2009	H	L	16-24
2011	H	L	21-23

1979	A	L	12-30
1980	H	L	17-20
1981	A	W	29-24
1982	H	W	51-17
1983	A	L	30-38
1984	H	L	10-38
1985	A	L	14-37
1986	H	W	20-13
1987	A	L	17-42
1988	H	W	38-34
1989	A	L	28-49
1990	H	L	0-59
1991	A	L	3-34
1992	H	L	28-55
1993	A	L	0-35
1994	H	W	28-25
1995	A	L	30-44
1996	H	L	3-27
1997	A	L	10-13
1998	H	L	0-24
1999 ^{20T}	A	W	24-17
2000	H	L	10-26
2001	A	L	10-31
2002	H	L	22-27
2003	A	L	0-27
2004	H	L	16-37
2005	A	L	7-38
2006	H	L	0-37
2007	A	L	13-24
2008	H	W	31-3
2009	A	W	28-17
2010	H	W	55-48
2011	A	L	21-31
2012	H	W	42-17
2013	A	W	35-22
2014	H	W	20-13
2015	A	L	34-42
2016	H	L	20-34
2017	A	L	21-28
2018	H	L	14-28
2019	A	L	14-48
2020	A	L	20-38

VMI (7-1)

1892	A	L	0-32
1931	H	W	13-0
1932	A	W	44-0
1933	N	W	37-6
1934	A	W	46-0
1939	A	W	20-7
1940	H	W	23-0
2005	H	W	40-14

Virginia Tech (10-18)

1937	N	W	25-0
1938	N	W	18-0
1948	N	W	7-0
1949	H	W	55-7
1950	N	W	47-6
1951	N	W	55-6
1969	N	L	12-48
1981	H	W	14-7
1982	H	L	21-22
1983	A	L	14-27
1984	A	L	0-27
2004	A	L	17-41
2005	H	L	0-45
2006	A	L	0-36
2007	H	L	14-43
2008	A	L	3-14
2009	H	L	26-34
2010	A	L	7-44
2011	H	L	10-14
2012	A	L	20-41
2013	A	W	13-10
2014	H	L	16-17
2015 ^{40T}	A	W	45-43
2016	H	L	21-24
2017	A	L	3-24
2018	H	L	14-31
2019	A	W	45-10
2020	H	L	31-38

Wake Forest (58-40-2)

1889	N	L	0-32
1889	A	W	8-4
1893	N	W	12-6

1921	N	W	17-0
1922	N	W	3-0
1923	A	L	6-16
1924	H	L	0-32
1925	H	L	3-21
1926	N	L	0-21
1927	A	W	32-6
1928	H	W	38-0
1929	H	W	20-0
1930	A	T	13-13
1931	H	W	28-0
1932	H	W	9-0
1933	H	W	22-0
1934	H	W	28-7
1935	N	W	26-7
1936	A	W	20-0
1937	H	W	67-0
1938	N	W	7-0
1939	H	W	6-0
1940	A	W	23-0
1941	H	W	43-14
1942	A	L	7-20
1944	H	W	34-0
1945	A	W	26-19
1946	H	W	13-0
1947	A	W	13-6
1948	H	L	20-27
1949	H	L	7-27
1950	H	L	7-13
1951	H	L	13-19
1952	A	W	14-7
1953	H	W	19-0
1954	A	W	28-21
1955	H	W	14-0
1956	A	W	26-0
1957	H	W	34-7
1958	A	W	29-0
1959	H	W	27-15
1960	A	W	34-7
1961	H	W	23-3
1962	A	W	50-0
1963	H	W	39-7
1964	A	L	7-20
1965	H	W	40-7
1967	N	W	31-13
1968	H	W	18-3
1969	A	W	27-20
1970	H	L	14-28
1971	A	L	7-23
1972	H	L	7-9
1973	A	T	7-7
1974	H	W	23-7
1975	A	W	42-14
1976	H	L	17-38
1977	A	W	38-14
1978	H	W	3-0
1979	A	L	14-17
1980	H	L	24-27
1981	A	W	31-10
1982	H	W	46-26
1983	A	W	31-21
1984	H	L	16-20
1985	A	L	7-27
1986	H	W	38-36
1987	A	L	27-30
1988	H	L	16-35
1989	A	W	52-35
1990	H	W	57-20
1991	A	L	14-31
1992	H	L	14-28
1993	A	W	21-13
1994	A	W	51-26
1995	H	W	42-26
1996	A	L	16-17
1997	H	L	24-38
1998	A	W	19-16
1999	H	W	48-35
2000	A	L	26-28
2001	H	L	35-42
2002	A	L	10-36
2003	H	L	13-42
2004	A	L	22-24
2005	H	L	6-44
2006	A	L	13-14
2007	H	L	36-41
2008 ^{0T}	A	L	30-33
2009	H	L	34-45

2010	A	L	48-54
2011	H	L	23-24
2012	A	W	34-27
2013	A	W	28-21
2014	H	W	41-21
2015	A	W	27-21
2016	H	L	14-24
2017	A	W	31-23
2018	H	L	7-59
2019	A	L	27-39

Washington (1-1)

1972	A	L	6-14
1973	H	W	23-21

Washington & Lee (7-1)

1927	A	L	7-12
1930	H	W	14-0
1931	A	W	6-0
1932	H	W	13-0
1935	N	W	26-0
1936	N	W	51-0
1937	N	W	43-0
1952	H	W	34-0

West Virginia (3-1)

1966	H	W	34-15
1970	A	W	21-13
1971	H	W	31-15
1985	A	L	18-20

Western Carolina (3-0)

1990	H	W	49-18
1998	H	W	24-10
2003	H	W	29-3

William & Mary (1-6)

1921	H	L	0-12
1922	L	L	7-13
1923	N	L	0-21
1924	N	L	3-21
1925	A	L	0-41
1951	A	L	13-14
1955	H	W	47-7

Wisconsin (0-1)

1994	N	L	20-34
------	---	---	-------

Wofford (6-0-1)

1920	T	0-0	
1921	A	W	68-0
1922	W	26-0	
1924	H	W	12-0
1925	A	W	6-0
1926	H	W	34-0
1930	H	W	14-0

MILESTONE GAMES

#	Final Score	Date	Location	Attn.
1	Duke 16, North Carolina 0	November 27, 1888	Raleigh, N.C.	600
50	Duke 20, Newberry 14	November 24, 1923	Durham, N.C.	—
100	Navy 45, Duke 13	October 19, 1929	Annapolis, Md.	—
200	Pittsburgh 14, Duke 13	October 14, 1939	Pittsburgh, Pa.	50,000
300	[16] Duke 28, Pittsburgh 14	September 30, 1950	Durham, N.C.	25,000
400	North Carolina 50, Duke 0	November 26, 1959	Durham, N.C.	33,000
500	Virginia Tech 48, Duke 12	November 15, 1969	Norfolk, Va.	23,000
600	North Carolina 16, Duke 15	November 25, 1978	Chapel Hill, N.C.	45,000
700	Duke 31, Northwestern 21	September 3, 1988	Evanston, Ill.	24,713
800	[13] North Carolina 27, Duke 10	November 23, 1996	Durham, N.C.	30,264
900	Clemson 49, Duke 20	November 3, 2005	Clemson, S.C.	77,000
1,000	[20] Texas A&M 52, [22] Duke 48	December 31, 2013	Atlanta, Ga.	67,946
1,086	Florida State 56, Duke 35	December 12, 2020	Tallahassee, Fla.	14,872

MILESTONE WINS

#	Final Score	Date	Location	Attn.
1	Duke 16, North Carolina 0	November 27, 1888	Raleigh, N.C.	600
50	Duke 38, Mercer 18	November 3, 1928	Durham, N.C.	—
100	Duke 25, North Carolina 0	November 16, 1935	Durham, N.C.	46,880
150	[3] Duke 55, N.C. State 6	November 22, 1941	Raleigh, N.C.	10,000
200	Duke 7, North Carolina 0	November 25, 1950	Chapel Hill, N.C.	40,000
250	Duke 29, Wake Forest 0	November 15, 1958	Winston-Salem, N.C.	20,000
300	Duke 10, Army 7	October 7, 1967	West Point, N.Y.	31,000
350	Duke 16, South Carolina 12	September 23, 1978	Durham, N.C.	33,895
400	Duke 35, N.C. State 26	November 11, 1989	Durham, N.C.	41,200
450	Duke 49, N.C. Central 14	September 26, 2009	Durham, N.C.	26,390
475	[24] Duke 27, North Carolina 25	November 30, 2013	Chapel Hill, N.C.	62,000
500	Duke 27, North Carolina 17	September 23, 2017	Chapel Hill, N.C.	59,000
518	Duke 53, Charlotte 19	October 31, 2020	Durham, N.C.	0

LARGEST CROWDS

Attn.	Score	Date	Location
1. 104,832	[4] Michigan 52, Duke 0	September 30, 1978	Ann Arbor, Mich.
2. 104,772	[19] Tennessee 23, Duke 6	November 1, 2003	Knoxville, Tenn.
3. 104,072	[1] Michigan 21, Duke 9	September 17, 1977	Ann Arbor, Mich.
4. 96,173	[11] Tennessee 52, Duke 19	October 2, 1993	Knoxville, Tenn.
5. 95,223	Duke 25, Tennessee 24	September 4, 1982	Knoxville, Tenn.
6. 93,659	[17] Tennessee 28, Duke 6	September 16, 1989	Knoxville, Tenn.
7. 93,144	Duke 31, Tennessee 26	September 10, 1988	Knoxville, Tenn.
8. 93,000	[7] So. California 7, [3] Duke 3	January 2, 1939	Pasadena, Calif.
9. 92,138	Alabama 30, Duke 14	October 7, 2006	Tuscaloosa, Ala.
10. 86,266	[11] Ohio State 34, Duke 13	September 12, 1981	Columbus, Ohio
11. 86,123	[1] Ohio State 34, Duke 10	October 3, 1970	Columbus, Ohio
12. 83,500	[11] Clemson 49, Duke 17	October 15, 1988	Clemson, S.C.
13. 83,098	Tennessee 34, Duke 0	November 4, 1978	Knoxville, Tenn.
14. 82,834	[12] Ohio State 14, Duke 13	September 26, 1959	Columbus, Ohio
15. 82,687	Duke 21, Tennessee 18	September 11, 1976	Knoxville, Tenn.

LARGEST HOME CROWDS

Attn.	Score	Date	Location
1. 57,500	North Carolina 21, Duke 20	November 19, 1949	Durham, N.C.
2. 56,500	North Carolina 21, [13] Duke 0	November 22, 1947	Durham, N.C.
3. 56,000	[12] Oregon State 20, [2] Duke 16	January 1, 1942	Durham, N.C.
4. 52,000	[13] Duke 13, [7] North Carolina 3	November 18, 1939	Durham, N.C.
5. 51,500	North Carolina 38, Duke 0	November 20, 1971	Durham, N.C.
6. 50,000	Duke 19, North Carolina 7	November 24, 1951	Durham, N.C.
7. 49,138	[3] Duke 7, [4] Pittsburgh 0	November 26, 1938	Durham, N.C.
8. 47,500	North Carolina 16, Duke 14	November 28, 1963	Durham, N.C.
9. 46,880	Duke 25, North Carolina 0	November 16, 1935	Durham, N.C.
10. 46,000	[13] Duke 19, [4] Navy 10	November 5, 1960	Durham, N.C.
11. 45,000	Duke 19, Tennessee 0	October 4, 1941	Durham, N.C.
45,000	[3] Duke 20, North Carolina 0	November 15, 1941	Durham, N.C.
45,000	[4] Georgia Tech 28, [6] Duke 7	November 1, 1952	Durham, N.C.
45,000	[8] Georgia Tech 21, Duke 8	October 31, 1964	Durham, N.C.
45,000	Duke 34, North Carolina 7	November 20, 1965	Durham, N.C.

BOWL GAME SUMMARIES

[7] Southern California 7, [3] Duke 3

Rose Bowl • January 2, 1939 • Pasadena, Calif.

The Blue Devils' famed "Iron Dukes," with co-captains **Dan Hill** and **Eric Tipton** leading the way, entered the Rose Bowl having completed the regular season unbeaten, untied and unscored upon, but Southern Cal ruined that perfect season in the final minute of Duke's first bowl appearance.

Coach **Wallace Wade** said, "I hated to see the boys lose it when they played such a great game. We did well as long as they used only two teams, but when they put in those third and fourth teams, they were too much for us."

But Duke probably won more national fans that day than it would have had it won. **Bill Stern's** NBC radio broadcast went into homes here and abroad and millions of fans mourned with the Blue Devil faithful.

The game itself rocked back and forth for three quarters, mostly a punting duel between **Granny Lansdell** and **Mickey Anderson** of the Trojans and Tipton of the Blue Devils.

Late in the third quarter, Lansdell booted one to George McAfee who returned it 28 yards to the Trojan 42, and two plays later, McAfee took a pass from Tipton and went to the USC 25.

After **Roger Robinson**, Tipton and **Robert O'Mara** had picked up eight yards in three rushes, **Tony Ruffa** booted a field goal and Duke led, 3-0, with just a minute played in the fourth quarter.

With seven minutes remaining in the game, a Duke fumble gave the Trojans the ball on the Blue Devil 10-yard line, but three plays later they were back at the 15-yard line and then missed a 24-yard field goal attempt.

It looked like Duke had it, but with two minutes to go and the Trojans on the Duke 39, coach **Howard Jones** sent in **Doyle Nave**, their number four quarterback. He simply completed three straight passes to **Al Krueger**, their number two left end, with the clincher coming from the 15-yard line.

But the game was not over. On the very last play, Tipton threw a forward pass to McAfee who went 17 yards to the Duke 40-yard line where the final Trojan caught him.

USC's winning touchdown ended Duke's defensive domination after the Blue Devils had held opponents scoreless in the previous nine games.

Anthony J. McKeelin, sports editor of the *Raleigh News & Observer*, reported that "the fans who jammed the huge Rose Bowl got more than they expected. They were treated to a football battle worthy of the setting. Long will they talk about this game, and always the talk of the great play of the Blue Devils will be words of praise."

The Duke starting lineup included **Bolo Perdue** (left end), **Frank Ribar** (left tackle), **Fred Yorke** (left guard), Hill (center), **Allen Johnson** (right guard), **Bob Haas** (right tackle), **Bill Bailey** (right end), **Bob Spangler** (quarterback), **Willard Eaves** (left halfback), Tipton (right halfback) and O'Mara (fullback).

The Blue Devils became one of just three teams since 1920 to go through the regular season unbeaten, untied and unscored upon, joining Colgate in 1932 and Tennessee in 1939.

	1	2	3	4		Final
Duke	0	0	0	3	=	3
Southern Cal	0	0	0	7	=	7

Team	Qtr	Time	Play
DUKE	4	14:00	Ruffa 24 FG
USC	4	0:40	Krueger 18 pass from Nave (Gasper kick)

	Southern Cal	Duke
First Downs	14	7
Rushing Attempts-Net Yards	39-130	31-79
Passing (C-A-I)	13-30-3	5-13-2
Passing Yards	93	49
Total Offensive Yards	223	128
Fumbles-Lost	1-1	2-2
Penalties-Yards	6-43	4-28
Punts-Average	17-34.7	17-36.4

RUSHING – Duke: Tipton 16-52, W. McAfee 2-18, O'Mara 7-15, Robinson 1-5, Darnell 1-2, G. McAfee 2(-5), Spangler 2(-8); **Southern Cal:** Lansdell 14-91, Anderson 7-27, Jones 4-10, Banta 4-7, Sangster 2-4, Krueger 1-2, Peoples 1-1, Day 4(-4), Morgan 2(-8).

PASSING – Duke: Tipton 5-13-2-49; **Southern Cal:** Lansdell 9-19-2-54, Nave 4-4-0-39, Day 0-5-1-0, Peoples 0-1-0-0, Anderson 0-1-0-0.

RECEIVING – Duke: G. McAfee 3-39, Spangler 2-10; **Southern Cal:** Krueger 4-39, Sangster 3-14, Hoffman 3-13, Winslow 1-15, Peoples 1-7, Jones 1-5.

[12] Oregon State 20, [2] Duke 16

Rose Bowl • January 1, 1942 • Durham, N.C.

The 1942 Rose Bowl game is like no other in the history of this famous contest. Large crowds had been banned on the West Coast due to the Japanese bombing of Pearl Harbor, and bowl officials accepted an offer from Duke to host the game in Durham, making this the only time the game has ever been played outside of Pasadena.

Often called the most hectic week in Durham's history, the final days leading to the transplanted 1942 Rose Bowl only served as a prelude to what transpired on the field of play. Not even a steady rain that chilled the 56,000 spectators at Duke Stadium could detract from a marvelously contested affair between the Southern Conference champion Blue Devils and the invaders from Oregon State.

Coach **Wallace Wade's** team, during a 9-0 regular season, averaged 34.5 points a game and scored at least 50 three times, making Duke the second-highest scoring club in the country.

The Blue Devils promptly fumbled away the opening kickoff to their guests. That play certainly set the tone for the rest of the afternoon.

The Beavers' first scoring march started on their own 49 and proceeded to inside the Duke 20 before it ran into a snag at the 15. It was third down and eight to go and everyone in the stadium knew it was a passing down except **Don Durdan**. He took the toss from center and dropped back a few feet as if to pass. Duke's onrushing linemen stormed in but were caught by surprise when Durdan took off running around the right and crossed the goal line without being touched.

Steve Lach scored Duke's first touchdown, scampering into the end zone on a reverse from four yards out. Durham's own **Bob Gantt** converted the extra point to tie the score at 7-7.

The third period featured three touchdowns. The first one was the direct result of two big plays, with **Gene Gray** carrying the ball 24 yards from his own 45 to Duke's 31. After a four-yard running play and an offsides penalty, left halfback **Bob Dethman** shot a pass to left end **George Zellick** for the touchdown.

Duke struck back only two minutes later. Lach turned in the key yardage by bolting 39 yards on another reverse to put the ball at the Beaver 25. After a Lach run and a penalty, **Winston Siegfried** plunged in with no difficulty from the one-yard line and **Tommy Prothro** booted an extra point to tie the score again.

Just three plays after taking the Duke kickoff, Dethman rifled a 68-yard touchdown pass to Gray to give Oregon State the lead for good.

Duke added a safety in the fourth quarter when Durdan was swarmed by five Duke players on a bad snap from center. Duke threatened offensively throughout the final period, three times advancing inside the Oregon State 40 and once to the 20 before **George Peters** intercepted a pass. The game ended with Dethman intercepting a Blue Devil pass, with the score 20-16.

	1	2	3	4		Final
Oregon State	7	0	13	0	=	20
Duke	0	7	7	2	=	16

Team	Qtr	Time	Play
OSU	1	2:00	Durdan 15 run (Simas kick)
DUKE	2	9:00	Lach 4 run (Gantt kick)
OSU	3	4:00	Zellick 32 pass from Dethman (Simas kick)
DUKE	3	2:00	Siegfried 1 run (Prothro kick)
OSU	3	0:45	Gray 68 pass from Dethman (Simas kick failed)
DUKE	4	12:10	SAFETY – Durdan tackled in end zone by Karmazin

	Oregon State	Duke
First Downs	17	15
Rushing Attempts-Net Yards	54-174	42-207
Passing (C-A-I)	6-15-2	5-16-4
Passing Yards	149	109
Total Offensive Yards	323	316
Fumbles-Lost	1-1	3-3
Penalties-Yards	2-23	3-25
Punts-Average	8-46.4	8-46.4

RUSHING – Duke: Lach 12-124, Davis 14-47, Long 4-28, Siegfried 9-18, Rute 2-2, Smith 1(-12); **Oregon State:** Durdan 20-71, Day 20-64, Gray 1-24, Smith 2-8, Dethman 7-4, Libbee 1-3, Shelton 3-0.

PASSING – Duke: Rute 3-8-1-71, Davis 2-8-3-38; **Oregon State:** Dethman 6-7-1-149, Durdan 0-7-0-0, Libbee 0-1-1-0.

RECEIVING – Duke: Gantt 4-91, Smith 1-18; **Oregon State:** Peters 3-8, Gray 1-68, Durdan 1-41, Zellick 1-32.

[11] Duke 29, Alabama 26

Sugar Bowl • January 1, 1945 • New Orleans, La.

In a game that sportswriter **Grantland Rice** called, "one of the greatest thrillers of all time," the Blue Devils were forced to come from behind twice in the Sugar Bowl.

Despite its 5-4 record, Duke again was cast in the favorite's role. After a 61-7 crunching of Richmond in the season opener, Duke lost in succession to Pennsylvania, North Carolina Pre-Flight, Navy and Army. The Blue Devils had gained much prestige with their showings against the service academies, and Duke was the only team to hold a lead on Army all season.

Duke's explosive offense, nicknamed the "Whiz Kids" for its speed and wide-open style of play, was led by running backs **Tom Davis** and **George Clark** as Davis picked up 105 yards on 27 carries and Clark 122 on 14 with each adding two touchdowns.

As expected, Duke head coach **Eddie Cameron's** charges started the game with a flurry, scoring the first touchdown just 2:25 into the contest. It took only four plays for the Blue Devils to cross the goal line. Clark returned the opening kickoff and then ran around left end on the first play for a gain of 52 yards. Three plays later, Clark scrambled for the touchdown with a PAT success from **Harold Raether**.

Alabama, led by quarterback **Harry Gilmer**, who completed all seven of his passes for 123 yards, came back with three straight scores for a 19-7 lead.

It was now time for a Duke comeback, and Cameron decided to try the passing attack. He installed **Cliff Lewis** and he promptly engineered a 63-yard scoring drive. Lewis pitched once to Raether for 13 yards, then to **Gordon Carver** for 15. Next, Lewis ran around the right side for 26 yards to the 1-yard line. Davis scored the touchdown and made it a 19-13 halftime deficit.

Duke returned to its more traditional power tactics after the break with Davis carrying the ball on 11 of the 12 plays of the first drive of the second half. He capped the 64-yard drive with a one-yard scoring plunge, putting Duke back ahead 20-19.

The Blue Devils started a fourth quarter drive at the Tide 44-yard line when Lewis, looking to pass to Carver, threw wildly and was intercepted by Alabama's **Hugh Morrow** who ran it back 78 yards for a score. Then he hit the extra point to make it 26-20.

Alabama took possession with just under three minutes to play and elected to take a safety on first down to avoid any gambles on a bad pass from center. The result was disastrous as Clark took the ensuing free kick and brought it all the way back to the Alabama 39.

Jim LaRue followed with a 19-yard gain on a reverse to set the stage for a dramatic, game-winning 20-yard run by Clark for the 29-26 final score. The score was not ultimately settled until the final play when Carver pulled down an Alabama receiver on the 25-yard line as the clock expired.

The Duke offense rolled up 373 yards on the ground while the Blue Devil defensive unit limited the Crimson Tide to just 244 yards of total offense.

	1	2	3	4	=	Final
Alabama	12	7	0	7	=	26
Duke	7	6	7	9	=	29

Team	Qtr	Time	Play
DUKE	1	12:35	Clark 14 run (Raether kick)
ALA	1	5:20	Hodges 1 run (Morrow kick failed)
ALA	1	2:00	Hodges 1 run (Morrow kick blocked)
ALA	2	10:30	Jones 12 pass from Tew (Morrow kick)
DUKE	2	5:30	Davis 1 run (Raether kick failed)
DUKE	3	5:00	Davis 1 run (Raether kick)
ALA	4	10:00	Morrow 78 interception return (Morrow kick)
DUKE	4	2:50	SAFETY – Gilmer tackled in end zone
DUKE	4	2:00	Clark 20 run (Raether kick)

	Alabama	Duke
First Downs	10	20
Rushing Attempts-Net Yards	32-109	62-327
Passing (C-A-I)	8-8-0	5-9-1
Passing Yards	135	46
Total Offensive Yards	244	373
Fumbles-Lost	1-1	5-1
Penalties-Yards	1-5	1-6
Punts-Average	5-34.6	4-34.0

RUSHING – Duke: Clark 14-122, Davis 27-105, Lewis 11-54, Carver 2-30, LaRue 1-19, Spears 5-3, Jones 1(-1), Haggerty 1(-5); **Alabama:** Gilmer 11-47, Tew 5-26, Hodges 11-25, Grant 3-12, Albright 1-0, TEAM 1(-1).

PASSING – Duke: Lewis 4-8-1-39, Davis 1-1-0-7; **Alabama:** Gilmer 7-7-0-123, Tew 1-1-0-12.

RECEIVING – Duke: Carver 3-34, Raether 1-13, Davis 1(-1); **Alabama:** Jones 4-127, Self 2-6, Morrow 2-2.

[14] Duke 34, Nebraska 7

Orange Bowl • January 1, 1955 • Miami, Fla.

Seeing their first bowl action in 10 years, the Blue Devils, champions of the Atlantic Coast Conference, represented the league in the Orange Bowl and came away with an impressive 34-7 win over Nebraska.

It was Duke's rushing game that proved too tough for the Cornhuskers as the Blue Devils tallied 297 yards to Nebraska's 87. Duke gained 379 total yards to the slim 114-yard attack that Nebraska mounted.

After a scoreless first quarter, Duke unleashed a relentless offensive attack. On the first possession of the second quarter, captain **Jerry Barger** directed Duke 65 yards to its first score. The senior quarterback hit end **Sonny Sorrell** with a 18-yard pass for the biggest gainer of the drive. Left halfback **Bob Pascal** had a 16-yard run in the series and climaxed the march with a six-yard jaunt around the end untouched. **Jim Nelson's** extra point made it 7-0 with 11 minutes to play in the first half.

Later in the quarter, Nebraska's number two quarterback, **Don Erway**, tried to pass from his own 20-yard line. Duke fullback **Bryant Aldridge** intercepted downfield and returned the ball to the 21, and three plays later the Blue Devils were on top 14-0. **Jerry Kocourek** scored on a perfect two-yard pass from Barger just 28 seconds before halftime.

"That intercepted pass gave us that second touchdown and put us on the ice," said head coach **Bill Murray**. "Nebraska had a good, tough team. But we got the big break. Nebraska gave us the big chance with that pass and we took advantage of it."

After Nebraska made it 14-7 in the third quarter, Duke took the next kickoff and drove 65 yards in eight plays, the last of which was a 17-yard pass from Barger to Sorrell for the touchdown to put Duke up 20-7.

On the Blue Devils' next possession, following a **Nick McKeithan** interception and 25-yard return, McKeithan got the score on a one-yard buck through the line, putting Duke on top 27-7.

The Blue Devils ended the scoring the very next time they got the ball on a 10-play, 51-yard drive with a **Sam Eberdt** three-yard run to the end zone.

Many of the record 68,750 spectators started leaving the stands when Duke made it 27-7. That was of little concern to Murray, however, as he completely cleared his bench and allowed all 36 players who dressed for the game to play in it.

"I knew we'd have to play our best to stand a chance of beating Duke," said Nebraska head coach **Bill Glasford**. "But we came up with a stinking performance and got spanked. That Duke line outcharged us. Those linemen were on top of our ball carriers before they got started."

	1	2	3	4	=	Final
Nebraska	0	0	7	0	=	7
Duke	0	14	6	14	=	34

Team	Qtr	Time	Play
DUKE	2	12:30	Pascal 6 run (Nelson kick)
DUKE	2	0:28	Kocourek 2 pass from Barger (Nelson kick)
NEB	3	6:22	Comstock 3 run (Smith kick)
DUKE	3	2:27	Sorrell 17 pass from Barger (Nelson kick failed)
DUKE	4	14:58	McKeithan 1 run (Nelson kick)
DUKE	4	6:42	Eberdt 3 run (Nelson kick)

	Nebraska	Duke
First Downs	6	23
Rushing Attempts-Net Yards	36-87	65-297
Passing (C-A-I)	1-10-2	7-13-0
Passing Yards	27	82
Total Offensive Yards	114	379
Fumbles-Lost	0-0	2-1
Penalties-Yards	2-20	2-35
Punts-Average	7-31.9	5-22.6

RUSHING – Duke: Pascal 9-92, McKeithan 9-50, Aldridge 11-47, Lutz 4-22, Bass 7-21, Eberdt 5-19, Barger 5-14, Beasley 1-9, Jurgensen 3-9, Conner 2-6, Post 2-5, Murray 2-4, Blaney 5(-1); **Nebraska:** Smith 6-23, Comstock 3-21, Korinek 7-19, Edwards 4-18, Clark 7-15, Johnson 3-8, Greenlaw 3-1, Brown 2(-7), Erway 1(-11).

PASSING – Duke: Barger 7-10-0-82, Bass 0-1-0-0, Pascal 0-1-0-0, Jurgensen 0-1-0-0; **Nebraska:** Greenlaw 1-2-0-27, Brown 0-4-0-0, Clark 0-1-0-0, Comstock 0-1-1-0, Erway 0-1-1-0, Johnson 0-1-0-0.

RECEIVING – Duke: Sorrell 3-54, Blaney 1-11, Aldridge 1-10, Bass 1-5, Kocourek 1-2; **Nebraska:** Korinek 1-27.

[4] Oklahoma 48, [16] Duke 21

Orange Bowl • January 1, 1958 • Miami, Fla.

Duke found its return trip to the Orange Bowl a little sour in 1958.

First of all, 1957 marked the last year that the ACC would send its champion to the Orange Bowl, and Duke earned the trip as league leader N.C. State was on NCAA probation. The Blue Devils were paired against highly-favored and fourth-ranked Oklahoma.

Duke, which started out the 1957 campaign with a 5-0 record but went 1-2-2 to close the regular season, kept pace with the 9-1 Sooners through the first three quarters.

No one, however, could have expected the game to be decided the way it was – by the Sooners turning six Duke mistakes into touchdowns.

Duke served up the Sooners' first two scores as Oklahoma built an early 14-0 lead. Blue Devil mistakes also accounted for the Sooners' final four as Oklahoma scored 27 points in the fourth quarter to break open a 21-14 nail biter. The six strikes came on quick conversions of two fumbles, two interceptions, a blocked punt and a wild snap from center.

Oklahoma's first conversion came after Duke moved deep into Sooner territory. Quarterback **George Harris** tossed a wild pass into the right flat, which **David Baker** picked off at the six-yard line and ran it back 94 yards to paydirt.

Soon after, Oklahoma was back in the scoring column after a bad snap in punt formation, which **Clendon Thomas** took at the Duke 13-yard line and returned for a 14-0 lead.

To Duke's credit, the Blue Devils responded with fury and took the ball 65 yards in seven plays for a score to make it 14-7 at the half. Key plays in the drive included **Wray Carlton's** 20-yard run and a twisting 17-yard run by **George Dutrow** that put the ball on the three. Team captain **Hal McElhane**y scored the first two times he touched the ball in this game.

Both teams scored in the third quarter with Oklahoma first on a six-inch sneak by **Carl Dodd**. He set up the score with 35-yard punt return to the Duke 14.

Duke came right back and pushed its way with authority through the Oklahoma defense for 85 yards on 11 plays. **Pryor Millner's** passing and Dutrow's running ate up the yardage. Then Dutrow circled around the end eight yards for the score behind a jarring block by **Roy Hord**. After that, very little went right for Duke.

	1	2	3	4		Final
Duke	0	7	7	7	=	21
Oklahoma	7	7	7	27	=	48

Team	Qtr	Time	Play
OKLA	1	4:07	Baker 94 interception return (Dodd kick)
OKLA	2	10:04	Thomas 13 run (Dodd kick)
DUKE	2	7:51	McElhane 1 run (Carlton kick)
OKLA	3	8:40	Dodd 1 run (Dodd kick)
DUKE	3	0:52	Dutrow 8 run (Carlton kick)
OKLA	4	11:07	Sandefer 4 run (Dodd kick)
OKLA	4	9:50	Baker 29 pass from Hobby (Dodd kick)
OKLA	4	7:44	Hobby 9 pass from Baker (Rolle kick failed)
DUKE	4	4:24	McElhane 4 run (Carlton kick)
OKLA	4	0:59	Carpenter 30 interception return (McDaniel kick)

	Oklahoma	Duke
First Downs	11	16
Rushing Attempts-Net Yards	46-171	69-233
Passing (C-A-I)	9-18-3	8-13-2
Passing Yards	114	76
Total Offensive Yards	285	309
Fumbles-Lost	2-1	3-2
Penalties-Yards	13-165	3-15
Punts-Average	7-34.7	10-27.8

RUSHING – Duke: Carlton 15-83, Dutrow 14-70, Rushton 10-37, Fetsko 10-32, McElhane 3-13, Harris 3-9, Lee 3-8, Cutler 2-2, Bell 1-2, Dupler 1-0, Brodhead 6-(-11), Cottingham 1-(-12); **Oklahoma:** Thomas 14-66, Rolle 5-35, Sandefer 5-27, Morris 5-20, Baker 5-14, Dodd 7-11, Hobby 4-9, Boyd 1-(-11).

PASSING – Duke: Brodhead 4-6-1-39, Millner 3-4-0-33, Dutrow 1-1-0-4, Harris 0-1-1-0, Carlton 0-1-0-0; **Oklahoma:** Hobby 2-3-0-43, Dodd 3-5-1-32, Baker 2-3-1-22, Thomas 1-3-0-12, Boyd 1-1-0-5, Sandefer 0-3-1-0.

RECEIVING – Duke: Lattimore 3-33, Dutrow 1-19, McElhane 1-17, Thompson 1-13, Carlton 1-4, Fetsko 1-(-10); **Oklahoma:** Stiller 2-27, Sandefer 2-17, Baker 1-29, Coyle 1-14, Thomas 1-13, Hobby 1-9, Jennings 1-5.

TACKLES – Duke: Recinella 5-1=6, McElhane 4-2=6, Topping 3-3=6, McGee 1-4=5, Dutrow 3-2=5, Thompson 1-4=5, Byrd 1-4=5, Hord 3-1=4, Carlton 2-2=4; **Oklahoma:** Jennings 5-6=11, Baker 5-4=9, Harrison 3-6=9, Davis 2-6=8, Krisher 2-5=7, Coyle 3-3=6, Corbitt 1-5=6.

[10] Duke 7, [7] Arkansas 6

Cotton Bowl • January 2, 1961 • Dallas, Texas

Duke won its fourth ACC football title in 1960 and landed squarely in its first Cotton Bowl. But don't get the impression that the Blue Devils and their 7-3 record rolled into Dallas on a high note. Coach **Bill Murray's** team lost its last two regular season games and had plenty to prove when it met Arkansas.

Two of the nation's premier passing teams were to showcase their aerial talents, but defense proved to be the final factor. Quarterback **Don Altman** led the Blue Devils' attack as they captured a narrow 7-6 victory over Arkansas in Duke's only trip to the Cotton Bowl.

The first ever tilt with the Hogs marked one of Duke's all-time great comeback victories. The Blue Devils didn't have far to come back from but they waited until the very end and did it in a dramatic fashion.

After a scoreless first half, Arkansas' great back, **Lance Alworth**, ended the shutout with 2:53 remaining in the third period by returning a Duke punt 49 yards for a touchdown. Duke stopped the extra point when **Dave Unser** broke through the line to smother the attempt.

Finally, Duke's offense came to life in the fourth quarter. Arkansas had yielded only one touchdown in its final four regular season contests. Duke knew the yards would come tough, and they did. The Blue Devils managed only 206 yards for the game and 73 came on one drive.

Duke's game-winning touchdown drive came in the face of this defense and can only be called remarkable. With determination, the Blue Devils marched 73 yards into the teeth of the Razorbacks and scored with just 2:45 to play. Altman engineered the drive, which featured no long gains and took 18 snaps to accomplish. Two of those plays were fourth down conversions and six were passes hauled in by All-America end **Claude "Tee" Moorman**.

Three plays leading up to the TD were considered especially devastating from the Razorbacks' side of the field. First, there was a six-yard pass from Altman to **Bob Spada** after Altman had appeared to be trapped for a long loss. Then, Duke had third-and-three on the Arkansas 30-yard line and the Hogs suspected a pass in the flat to Moorman. They guessed right with Alworth getting his hands on the ball only to have Moorman struggle it away but for a three-yard loss.

That set up fourth down and Altman calmly found **Dean Wright** in the clear and hit him with a pass good for 11 yards.

Four plays later came the tying touchdown pass, and it involved just a little tomfoolery. The play went down in the scoring summary as a nine-yard pass from Altman to Moorman, but there were two spur-of-the-moment wrinkles on this play. The play, 31-rollback, had been used before with Altman pitching it to the halfback who then pitches it back before entering the line and Altman peels left to find his receiver.

Altman called the play and got the ball back but curled to his right where he found a wide open Moorman who had faked Alworth with a look in and a cut out – the opposite of the usual play.

Captain **Art Browning** then came in to kick the extra point – perfect.

	1	2	3	4		Final
Arkansas	0	0	6	0	=	6
Duke	0	0	0	7	=	7

Team	Qtr	Time	Play
ARK	3	2:53	Alworth 49 punt return (Cissell kick blocked)
DUKE	4	2:45	Moorman 9 pass from Altman (Browning kick)

	Arkansas	Duke
First Downs	13	11
Rushing Attempts-Net Yards	46-152	44-117
Passing (C-A-I)	5-13-1	13-17-1
Passing Yards	71	89
Total Offensive Yards	223	206
Fumbles-Lost	2-2	1-1
Penalties-Yards	4-40	3-15
Punts-Average	6-34.0	8-36.6

RUSHING – Duke: Wilson 13-43, Wright 9-26, Arrington 5-19, McGee 3-10, Leggett 5-8, Tinnell 5-8, Rappold 2-4, Burch 1-0, Altman 1-(-1); **Arkansas:** Alworth 12-42, Alberty 12-36, Horton 6-35, McKinney 10-31, Moore 4-7, Cox 1-1, Moody 1-0.

PASSING – Duke: Altman 13-16-0-89, Rappold 0-1-1-0; **Arkansas:** McKinney 4-10-1-58, Moore 1-3-0-13.

RECEIVING – Duke: Moorman 8-44, Wilson 3-28, Wright 1-11, Spada 1-6; **Arkansas:** Alworth 3-41, Collier 2-30.

TACKLES – Duke: Bumgarner 4-9=13, Berry 1-8=9, Browning 1-8=9, Gregory 1-7=8, McGee 0-8=8, Unser 1-6=7; **Arkansas:** Harris 3-16=19, Henderson 2-7=9, Cox 5-3=8, Brabham 2-5=7, Epp 2-5=7, Garrett 0-5=5.

[24] Texas Tech 49, [20] Duke 21

All American Bowl • December 28, 1989 • Birmingham, Ala.

After sharing the ACC title and making its first bowl appearance in over 25 years, Duke had its sights set on the first nine-win season since the Rose Bowl team of 1941.

The Blue Devils came into the game winners of seven straight after a 1-3 start. The record-setting squad was led by ACC Coach of the Year **Steve Spurrier** and his "Airball" attack featuring All-America wide receiver **Clarkston Hines**.

Texas Tech running back **James Gray** quickly dashed those thoughts, though, as the Red Raiders scored the first four touchdowns of the contest to take an early 28-0 lead and set the tone for an eventual 49-21 Duke loss.

The first 20 minutes were dominated by Texas Tech and Gray, who set an All American Bowl record with three touchdowns in one half. Duke turned the ball over three times and fell behind 28-0 before a quick rally made it 28-14 at the half.

Sophomore quarterback **Dave Brown** came in to lead Duke on two quick scoring strikes. The first drive took but 25 seconds and two plays with **Bud Zuberer** hauling in a 30-yard pass down the right sideline with 8:03 left in the half. The second took 50 seconds and four plays, with **Dave Colonna** catching a 25-yard scoring pass over the middle with 2:31 to go in the half.

Brown finished the night completing 17-of-30 pass attempts for 268 yards and three touchdowns.

Texas Tech regained the second half momentum. The Red Raiders stayed on the ground for 11 plays and 62 yards and capped the 6:12 drive with a one-yard run by reserve **Anthony Lynn**.

The Red Raiders upped the lead to 42-14 entering the fourth quarter.

Hines finished his Duke career with another stellar performance, catching six passes for 112 yards while Duke's 1,000-yard rusher, **Randy Cuthbert**, could manage just 31 yards on five attempts. A two-time All-America pick and the 1989 ACC Player of the Year, Hines ended his career as Duke's all-time leader in career catches, yards, touchdowns and 100-yard receiving games.

The game also was Spurrier's last as the coach of the Blue Devils. He took over the Florida program, his alma mater, following the season. The two-time ACC Coach of the Year pick finished his Duke head coaching career with a 20-13-1 record.

	1	2	3	4		Final
Duke	0	14	0	7	=	21
Texas Tech	14	14	14	7	=	49

Team	Qtr	Time	Play
TECH	1	8:30	Gray 2 run (Elliott kick failed)
TECH	1	1:45	Price 36 pass from Gill (Talkington pass from Gill)
TECH	2	11:48	Gray 54 run (Elliott kick)
TECH	2	8:37	Gray 18 run (Elliott kick)
DUKE	2	8:03	Zuberer 30 pass from Brown (Gardner kick)
DUKE	2	2:31	Colonna 25 pass from Brown (Gardner kick)
TECH	3	8:48	Lynn 1 run (Elliott kick)
TECH	3	4:20	Gill 1 run (Elliott kick)
DUKE	4	13:26	Colonna 16 pass from Brown (Gardner kick)
TECH	4	11:26	Gray 32 run (Elliott kick)

	Texas Tech	Duke
First Downs	22	19
Rushing Attempts-Net Yards	68-349	17-67
Passing (C-A-I)	6-15-0	25-42-2
Passing Yards	171	349
Total Offensive Yards	520	416
Fumbles-Lost	0-0	3-2
Penalties-Yards	7-65	4-40
Punts-Average	5-37.0	5-36.4

RUSHING - Duke: Cuthbert 5-31, Boone 2-24, Ray 3-19, C. Brown 1-7, R. Jones 1(-2), Verona 1(-4), D. Brown 4(-10); **Texas Tech:** Gray 33-280, Lynn 13-64, McAfee 5-14, Sheffield 5-9, Winston 3-9, Ratton 1-3, Williams 1-2, Sears 1-1, Price 1(-7), Gill 5(-26).

PASSING - Duke: Ray 7-11-1-69, D. Brown 17-30-1-268, Clements 1-1-0-12;

Texas Tech: Gill 6-14-0-171, Ratton 0-1-0-0.

RECEIVING - Duke: Hines 6-112, Colonna 5-63, Cuthbert 4-49, Zuberer 2-47, W. Jones 3-46, Ray 1-12, Boone 2-9, C. Brown 1-9, Mays 1-2; **Texas Tech:** Price 3-86, Lynn 2-57, Manyweather 1-28.

TACKLES - Duke: Sampson 8-2=10, Rising 8-0=8, Howell 6-1=7, Jackson 6-1=7, Edwards 4-3=7, Youmans 5-1=6, Corpus 5-1=6; **Texas Tech:** Wingo 4-1=5, Dubiski 3-1=4, Saul 3-1=4, Gerlich 3-0=3, Weatherspoon 3-0=3, Washington 3-0=3, Ferguson 2-1=3, Rhodes 2-1=3.

Wisconsin 34, [25] Duke 20

Hall of Fame Bowl • January 2, 1995 • Tampa, Fla.

The Blue Devils battled back from a disastrous first quarter to tie Wisconsin at 13-13 in the second half of the 1995 Hall of Fame Bowl. But when push came to shove, it was the Badgers' huge offensive line that did the pushing and shoving, paving the way for the 241 rushing yards by **Terrell Fletcher** and a 34-20 Wisconsin win.

Wisconsin opened the scoring just six minutes into the contest when **Jeff Messenger** returned a **Spence Fischer** interception 19 yards for a Badger touchdown. Fischer actually had three interceptions in the game's first eight minutes after throwing just five interceptions in Duke's last nine regular season games.

The Duke defense kept the game close with a fourth down stop while forcing Wisconsin to kick two long field goals in the first quarter.

Fischer rebounded in the second frame, directing the Blue Devils to two scoring drives, including a 13-play, 90-yard drive capped by a **Robert Baldwin** 7-yard run for paydirt. At the end of the half placekicker **Tom Cochran** was true on a 30-yard effort to make it just 13-10 heading into the locker room.

Duke responded in the second half with another Cochran field goal 6:30 into the third quarter to tie the score at 13 apiece.

After that, the Badgers' offensive line took full force, marching 78 yards on 10 plays - all on the ground - to take a 19-13 lead. **Ray Farmer** blocked the point after to leave the Blue Devils just six behind. Wisconsin scored the eventual winning score midway through the fourth quarter when quarterback **Darrell Bevell** hooked up with **Jason Burns** for an 11-yard touchdown. The two-point conversion made it 27-13.

Even then, the Blue Devils were not through. Fischer rallied Duke to an 80-yard scoring march on 10 plays, topped by another Baldwin scoring run with just 4:10 to play.

Duke's defense couldn't hold in the end. On third and one at the Duke 49-yard line with just barely two minutes to play, Fletcher galloped 49 yards for paydirt and the clincher for the Badgers.

On the offensive side of the ball, Duke turned to its passing game and the arm of Fischer. He completed 28-of-46 passes for 314 yards, connecting with tight end **Bill Khayat** 11 times for 109 of those yards. Wide receiver **Jon Jensen** had six catches for 97 additional yards.

However, the Blue Devils could not get a throw into the endzone, as Duke's two touchdowns came from the rushing efforts of Baldwin, the 1994 ACC Player of the Year and third team All-America pick, who rushed for 70 yards on 21 carries on the day.

"Our players fought back from adversity and kept the outcome in doubt until the final two minutes," said Duke's **Fred Goldsmith**, the 1994 National Coach of the Year.

	1	2	3	4		Final
Duke	0	10	3	7	=	20
Wisconsin	13	0	6	15	=	34

Team	Qtr	Time	Play
WISC	1	9:04	Messenger 19 interception return (Schnetzky kick)
WISC	1	3:59	Hall 48 FG
WISC	1	0:04	Hall 43 FG
DUKE	2	8:31	Baldwin 7 run (Cochran kick)
DUKE	2	0:05	Cochran 30 FG
DUKE	3	8:30	Cochran 30 FG
WISC	3	4:05	Fletcher 1 run (Schnetzky kick blocked)
WISC	4	7:08	Burns 11 pass from Bevell (Fletcher pass from Bevell)
DUKE	4	4:10	Baldwin 2 run (Cochran kick)
WISC	4	1:59	Fletcher 49 run (Schnetzky kick)

	Wisconsin	Duke
First Downs	20	24
Rushing Attempts-Net Yards	48-285	29-85
Passing (C-A-I)	11-20-1	28-46-4
Passing Yards	161	314
Total Offensive Yards	446	399
Fumbles-Lost	2-2	0-0
Penalties-Yards	12-86	5-40
Punts-Average	1-38.0	4-42.5

RUSHING - Duke: Baldwin 21-70, Fischer 6-15, White 1-0, Lowman 1-0;

Wisconsin: Fletcher 39-241, Burns 6-45, TEAM 1-0, Bevell 2(-1).

PASSING - Duke: Fischer 28-46-4-314; **Wisconsin:** Bevell 11-20-1-161.

RECEIVING - Duke: Khayat 11-109, Jensen 6-97, Farquhar 3-41, Thomas 3-30, Flemming 2-13, Lowman 1-0, Baldwin 1-9, Opalenick 1-5; **Wisconsin:** Dawkins 3-29, Burns 2-28, Johnson 2-17, Simmons 1-52, Roan 1-17, Jackson 1-0, Fletcher 1-8.

TACKLES - Duke: Pollock 9-1=10, Farmer 8-1=9, Kirkland 6-0=6, Granville 4-2=6, Bagley 4-1=5, Ellis 4-0=4, Edwards 4-0=4, Abdul-Aleem 4-0=4; **Wisconsin:** Monty 10-1=11, Unverzagt 8-1=9, Thompson 5-0=5, Brown 4-1=5, Gales 4-0=4, Tucker 4-1=4, Cascadden 3-0=3, Campbell 3-0=3.

Cincinnati 48, Duke 34

Belk Bowl • December 27, 2012 • Charlotte, N.C.

Cincinnati scored two touchdowns in the final minute of play to post a 48-34 victory over Duke in the Belk Bowl as 48,128 fans watched at Bank of America Stadium. The two teams combined for 54 first downs and 1,114 total yards on the night.

With the score tied at 34-34, Duke held possession deep in Bearcat territory late in the fourth period, but lost a fumble on the six yard line with 1:20 on the clock. The Bearcats took advantage of the turnover, striking for an 83-yard touchdown pass to take the lead before sealing the win with a defensive touchdown.

The Blue Devils jumped out to a 16-0 lead, thanks in part to a blocked punt and recovery for a touchdown by **Tony Foster**, but the Bearcats responded with 27 unanswered points to claim a 27-16 advantage midway through the third quarter on **George Winn's** 46-yard touchdown run.

In the fourth period, after touchdown receptions by Duke's **Conner Vernon** and **David Reeves**, Cincinnati reclaimed the lead at 34-31 when **Brandon Kay** tossed a 25-yard scoring pass to **Chris Moore**. Duke rallied to tie the game at 34-34 on **Ross Martin's** 52-yard field goal with 7:24 left on the clock.

Duke quarterback **Sean Renfree** set Belk Bowl records for passing attempts (49), pass completions (37) and passing yardage (358 yards) while Vernon closed his career with a 10-catch, 119-yard performance. **Josh Snead** rushed 17 times for 107 yards.

Kay threw four touchdown passes on the night to lead the Bearcats.

	1	2	3	4	=	Final
Cincinnati	3	14	10	21	=	48
Duke	16	0	8	10	=	34

Team	Qtr	Time	Play	Drive
DUKE	1	11:48	Connette 5 run (Martin kick blocked)	8-79; 3:12
DUKE	1	6:12	Martin 33 FG	11-44; 3:38
DUKE	1	4:45	Foster 0 blocked punt return (Martin kick)	-
CIN	1	1:43	Miliano 45 FG	8-50; 2:56
CIN	2	4:02	McClung 25 pass from Kay (Miliano kick)	5-54; 2:08
CIN	2	0:42	Abernathy 41 pass from Kay (Miliano kick)	6-98; 1:46
CIN	3	10:02	Miliano 27 FG	8-70; 4:52
CIN	3	7:41	Winn 46 run (Miliano kick)	2:60; 0:41
DUKE	3	3:00	Vernon 10 pass from Renfree (Blakeney pass from Renfree)	11-86; 4:39
DUKE	4	12:45	Reeves 2 pass from Connette (Martin kick)	9-68; 2:55
CIN	4	11:19	Moore 25 pass from Kay (Miliano kick)	4-77; 1:18
DUKE	4	7:24	Martin 52 FG	10-46; 3:48
CIN	4	0:44	Kelce 83 pass from Kay (Miliano kick)	4-94; 0:36
CIN	4	0:14	Temple 55 interception return (Miliano kick)	-

	Cincinnati	Duke
First Downs	18	36
Rush-Pass-Penalty	8-9-1	14-20-2
Rushing Attempts-Net Yards	28-222	39-200
Passing Comp.-Att.-Int	17-25-0	38-50-2
Passing Yards	332	360
Total Offensive Plays-Yards	53-554	89-560
Fumbles-Lost	0-0	3-2
Penalties-Yards	6-59	5-48
Punts-Yards-Average	4-157-39.2	1-79-79.0
Time of Possession	26:18	33:42
Sacks By	0-0	2-12
Third Down / Fourth Down Conversions	3-10 / 0-0	7-13 / 1-2
Red Zone	1-1	4-6

RUSHING – Cincinnati: Winn 16-130, Kay 10-76, McClung 1-14, Luallen 1-2; Duke: Snead 17-107, Duncan 10-37, Thompson 4-30, Crowder 1-12, Connette 5-8, Renfree 2-6.

PASSING – Cincinnati: Kay 17-25-0-332; Duke: Renfree 37-49-2-358, Connette 1-1-0-2.

RECEIVING – Cincinnati: Kelce 5-123, McClung 3-110, Abernathy 3-44, Winn 3-12, Thompkins 2-18, Moore 1-25; Duke: Vernon 10-119, Crowder 6-49, Scott 5-60, Duncan 5-27, Connette 4-31, Blakeney 3-26, Thompson 2-35, Reeves 2-8, Snead 1-5.

TACKLES – Cincinnati: Blair 6-9=15, Cheatham 9-1=10, Bomar 6-4=10, Frey 3-5=8, Chenault 5-2=7, Temple 5-1=6; Duke: Cockrell 7-1=8, Canty 2-5=7, Young-Wiseman 2-3=5, France 1-3=4, Foxx 1-3=4, Byas 3-0=3, Norman 1-2=3, Braxton 1-2=3.

[20] Texas A&M 52, [22] Duke 48

Chick-fil-A Bowl • December 31, 2013 • Atlanta, Ga.

Texas A&M quarterback **Johnny Manziel** accounted for 455 total yards and five touchdowns as the 20th-ranked Aggies defeated No. 22 Duke, 52-48, in the 46th annual Chick-fil-A Bowl as 67,946 spectators watched at the Georgia Dome in Atlanta, Ga.

Texas A&M took its first lead of the game at the 3:33 mark of the final period when **Toney Hurd, Jr.** returned an interception 55 yards for a touchdown to put the Aggies ahead, 52-48. The Aggie defense then recorded a second interception on Duke's next possession to seal the win.

The game earned the highest viewing rating for non-BCS bowl games in **ESPN** history as the two squads combined to set 20 Chick-fil-A Bowl records including most combined points (100) and most combined total offensive yards (1,202).

Duke's **Anthony Boone** threw for a career-high and school bowl game record 427 yards with three TDs while rushing for 27 yards and one more score as the Blue Devils rolled up 661 total offensive yards to mark the third-highest single-game total in Duke history. Boone's two favorite targets were wideout **Jamison Crowder** (12-163) and tight end **Braxton Deaver** (6-116).

The Blue Devils scored on all six of their first half possessions and claimed a 38-17 lead at intermission. Texas A&M scored touchdowns on its first five possessions in the second half to mount the comeback.

The Blue Devil ground attack was paced by running backs **Josh Snead** (17-104) and **Juwan Thompson** (11-92). Snead had two touchdowns on the night on an 11-yard pass from Boone and a 25-yard run.

	1	2	3	4	=	Final
Duke	14	24	3	7	=	48
Texas A&M	3	14	14	21	=	52

Team	Qtr	Time	Play	Drive
DUKE	1	8:50	Snead 11 pass from Boone (Martin kick)	8-63; 3:47
TAMU	1	5:31	Lambo 45 FG	11-53; 3:14
DUKE	1	4:12	Connette 3 run (Martin kick)	5-79; 1:14
DUKE	2	14:21	Boone 11 run (Martin kick)	3-24; 1:18
TAMU	2	13:04	Labhart 23 pass from Manziel (Lambo kick)	4-75; 1:17
DUKE	2	11:49	Crowder 59 pass from Boone (Martin kick)	3-75; 1:15
TAMU	2	6:45	Labhart 9 pass from Manziel (Lambo kick)	13-75; 5:04
DUKE	2	2:31	Snead 25 run (Martin kick)	11-75; 4:14
DUKE	2	0:00	Martin 18 FG	7-49; 2:28
TAMU	3	9:55	Labhart 19 pass from Manziel (Lambo kick)	6-64; 2:03
TAMU	3	5:05	Carson 21 run (Lambo kick)	6-70; 2:03
DUKE	3	0:43	Martin 20 FG	9-73; 4:22
TAMU	4	12:48	Manziel 3 run (Lambo kick)	8-65; 2:55
DUKE	4	6:46	Reeves 21 pass from Boone (Martin kick)	14-75; 6:02
TAMU	4	5:44	Walker 44 pass from Manziel (Lambo kick)	3-67; 0:53
TAMU	4	3:33	Hurd 55 interception return (Lambo kick)	-

	Duke	Texas A&M
First Downs	29	30
Rush-Pass-Penalty	12-17-0	9-20-1
Rushing Attempts-Net Yards	37-234	30-159
Passing Comp.-Att.-Int	29-45-2	30-38-0
Passing Yards	427	382
Total Offensive Plays-Yards	82-661	68-541
Fumbles-Lost	1-0	0-0
Penalties-Yards	3-30	4-40
Punts-Yards-Average	0-0-0.00	1-0-0.00
Time of Possession	35:02	24:58
Sacks By	0-0	1-7
Third Down / Fourth Down Conversions	9-15 / 3-4	4-9 / 1-1
Red Zone	5-5	3-3

RUSHING – Duke: Snead 17-104, Thompson 11-92, Boone 5-27, Powell 2-7, Connette 2-4;

Texas A&M: Manziel 11-73, Malena 8-45, Williams 4-23, Carson 4-21, TEAM 3(-3).

PASSING – Duke: Boone 29-45-2-427; Texas A&M: Manziel 30-38-0-382.

RECEIVING – Duke: Crowder 12-163, Deaver 6-116, Snead 3-21, Braxton 3-17, Barnes 2-48, Blakeney 1-23, Reeves 1-21, Thompson 1-18; Texas A&M: Labhart 7-76, Walker 6-113, Kennedy 5-52, Evans 4-72, Gonzalez 3-18, Clear 2-38, Malena 1-6, J. Williams 1-6, T. Williams 1-1.

TACKLES – Duke: Helton 9-2=11, Edwards 7-2=9, Ke. Brown 6-2=8, Cockrell 6-0=6, Cash 3-1=4, Foxx 2-2=4; Texas A&M: Honeycutt 6-3=9, Mastrogiovanni 4-4=8, Jenkins 2-5=7, Hurd 4-2=6, Arnold 3-3=6, Everett 5-0=5, Askew 3-2=5.

[15] Arizona State 36, Duke 31

Sun Bowl • December 27, 2014 • El Paso, Texas

Arizona State scored the go-ahead touchdown with 4:45 remaining in the game and intercepted Duke quarterback **Anthony Boone** in the end zone with 45 seconds left to record a 36-31 Sun Bowl victory against the Blue Devils in front of 47,809 fans at Sun Bowl Stadium.

After falling behind 20-3 midway through the second quarter, Duke clawed its way back and took its first lead at 31-30 with 5:03 to play in the fourth period as wide receiver **Jamison Crowder** threw a 12-yard touchdown pass to wide receiver **Issac Blakeney**. The drive was kept alive with a 30-yard completion on a fake punt from **Will Monday** to wide receiver **Johnell Barnes** that set Duke up with a first-and-10 at the ASU 20.

Kalen Ballage returned the ensuing kickoff 96 yards to give the Sun Devils first-and-goal at the Duke four-yard line. Quarterback **Sean Kelly** tossed his second touchdown of the day to **Demario Richard** on the next play to put ASU back ahead.

After the score, Duke took over at its own 29-yard line and used a 43-yard completion from Boone to Crowder to reach the Sun Devil 24-yard line. On third-and-10 from the ASU 14 with under a minute to play, Boone was intercepted in the end zone to seal the victory for the Sun Devils.

Crowder was a spark throughout the game, finishing with seven receptions for 102 yards and a 68-yard punt return for a touchdown as well as the 12-yard scoring pass to Blakeney. The seven catches moved Crowder into a tie for first with former Blue Devil **Conner Vernon** on the ACC and Duke career reception total charts with 283.

Richard had the two receiving scores and two rushing TDs to pace Arizona State.

	1	2	3	4		Final
Arizona State	10	10	10	6	=	36
Duke	3	14	0	14	=	31

Team	Qtr	Time	Play	Drive
FSU	2	12:36	Benjamin 14 pass from Winston (Aguayo kick)	9-64; 4:03
ASU	1	10:50	Richard 9 yd run (Gonzalez kick)	5-49; 1:33
ASU	1	7:39	Gonzalez 28 yd field goal	7-68; 1:43
DUKE	1	2:59	Martin 40 yd field goal	11-43; 4:33
ASU	2	12:55	Gonzalez 38 yd field goal	14-54; 5:04
ASU	2	7:31	Richard 1 yd run (Gonzalez kick)	12-66; 4:23
DUKE	2	3:44	Powell 14 yd pass from Boone (Martin kick)	8-78; 3:41
DUKE	2	1:49	Crowder 68 yd punt return (Martin kick)	-
ASU	3	11:08	Richard 11 yd pass from Kelly (Gonzalez kick)	8-75; 3:52
ASU	3	2:23	Gonzalez 47 yd field goal	7-34; 2:43
DUKE	4	10:10	Barnes 14 yd pass from Boone (Martin kick)	15-69; 7:05
DUKE	4	5:03	Blakeney 12 yd pass from Crowder (Martin kick)	11-60; 4:19
ASU	4	4:45	Richard 4 yd pass from Kelly (Kelly rush failed)	1-4; 0:05

	Arizona State	Duke
First Downs	22	21
Rush-Pass-Penalty	8-13-1	10-11-0
Rushing Attempts-Net Yards	35-152	44-165
Passing Comp.-Att.-Int	24-34-0	17-33-1
Passing Yards	240	235
Total Offensive Plays-Yards	69-392	77-400
Fumbles-Lost	2-0	1-1
Penalties-Yards	2-10	4-35
Punts-Yards-Average	1-43-43.0	3-109-36.3
Time of Possession	24:53	35:07
Sacks By	0-0	3-22
Third Down / Fourth Down Conversions	4-13 / 2-4	10-20 / 4-4
Red Zone	6-6	3-4

RUSHING – Arizona State: Foster 11-79, Richard 7-41, Kelly 9-24, Ballage 5-14, TEAM 3-(-6); **Duke:** Powell 29-117, Boone 6-29, Wilson 4-8, Sirk 2-6, Crowder 1-3, Snead 2-2.

PASSING – Arizona State: Kelly 24-34-0-240; **Duke:** Boone 15-31-1-193, Crowder 1-1-0-12, Monday 1-1-0-30.

RECEIVING – Arizona State: Strong 7-103, Richard 5-22, Gammage 4-23, Foster 3-42, Kohl 2-22, Chambers 1-14, Jefferson 1-7, Nelson 1-7; **Duke:** Crowder 7-102, Blakeney 4-38, Powell 3-52, Barnes 2-44, McCaffrey 1-(-1).

TACKLES – Arizona State: Longino 2-15=17, Hardison 3-10=13, Fiso 3-9=12, Simone 1-9=10, Moeakiola 2-7=9, Smallwood 3-3=6, Randall 2-3=5; **Duke:** Edwards 6-8=14, Singleton 5-5=10, Helton 3-6=9, Cash 4-4=8, France 3-4=7, Fields 2-2=4, Brown 0-4=4.

Duke 44, Indiana 41 (OT)

Pinstripe Bowl • December 26, 2015 • New York, N.Y.

Duke kicked a field goal in overtime and watched as Indiana missed its tying attempt to secure the Blue Devils' first bowl victory since 1961. **Thomas Sirk** and **Shaun Wilson** shared MVP honors in Duke's first postseason win since a 7-6 win over Arkansas in the Cotton Bowl played on January 1, 1961.

A **Ross Martin** 36-yard field goal put the finishing touches on a game of momentum swings and big plays as Duke jumped out to a 10-0 lead only to trail by seven with 42 seconds to play.

A Martin field goal and 85-yard touchdown run by Wilson pushed the Blue Devils to a 10-0 advantage at the end of the opening quarter before Indiana answered in the second frame with two touchdowns to go up 14-10 with 1:25 remaining in the half. A Sirk 73-yard TD run put Duke up 17-14 with 60 seconds left in the second quarter, but Indiana kicked a 45-yard field goal to even the score at intermission.

The lead changed hands four times in the third quarter with Indiana owning a four-point edge at 31-27 to begin the fourth period. The Hoosiers made it a seven-point cushion on a **Griffin Oakes** 27-yard field goal, but Wilson's 98-yard kickoff return evened the score again.

Nate Sudfeld put Indiana in great position for the win with a 25-yard touchdown pass to **Mitchell Paige** with 4:03 to play in regulation, but Sirk marched the Blue Devils 78 yards on 13 plays and scored on a five-yard run with 41 seconds left to force overtime.

	1	2	3	4	OT		Final
Indiana	0	17	14	10	0	=	41
Duke	10	7	10	14	3	=	44

Team	Qtr	Time	Play	Drive
DUKE	1	9:48	Martin 52 FG	13-45; 4:15
DUKE	1	1:16	Wilson 85 run (Martin kick)	1-85; 0:14
IND	2	6:56	Timian 27 pass from Sudfeld (Oakes kick)	10-78; 3:25
IND	2	1:25	Redding 17 run (Oakes kick)	6-53; 2:00
DUKE	2	1:00	Sirk 73 run (Martin kick)	2-73; 0:21
IND	2	0:03	Oakes 45 FG	7-49; 0:51
DUKE	3	11:00	Martin 34 FG	10-59; 4:00
IND	3	7:11	Westbrook 3 pass from Sudfeld (Oakes kick)	8-59; 3:39
DUKE	3	5:25	Deaver 10 pass from Sirk (Martin kick)	3-19; 0:54
IND	3	1:20	Rodriguez 10 run (Oakes kick)	6-65; 1:52
IND	4	11:12	Oakes 27 FG	7-43; 1:42
DUKE	4	10:55	Wilson 98 yd kickoff return (Martin kick)	-
IND	4	4:03	Paige 25 yd pass from Sudfeld (Oakes kick)	5-82; 2:04
DUKE	4	0:41	Sirk 5 yd run (Martin kick)	13-78; 3:12
DUKE	OT	0:00	Martin 36 FG	3-8; 0:00

	Indiana	Duke
First Downs	33	23
Rush-Pass-Penalty	14-16-3	15-7-1
Rushing Attempts-Net Yards	47-278	46-373
Passing Comp.-Att.-Int	28-52-2	17-40-3
Passing Yards	389	163
Total Offensive Plays-Yards	99-667	86-536
Fumbles-Lost	1-1	0-0
Penalties-Yards	7-54	5-61
Punts-Yards-Average	5-212-42.4	5-210-42.0
Time of Possession	31:27	28:33
Sacks By	1-4	0-0
Third Down / Fourth Down Conversions	10-20 / 1-3	7-19 / 1-3
Red Zone	4-5	3-4

RUSHING – Indiana: Redding 35-227, Sudfeld 3-20, Rodriguez 4-16, Brookins 3-8, Wilson 1-5, Paige 1-2; **Duke:** Sirk 20-155, Duncan 13-109, Wilson 9-103, Powell 3-8, TEAM 1-(-2).

PASSING – Indiana: Sudfeld 28-51-2-389; Paige 0-1-0-0; **Duke:** Sirk 17-37-2-163, Monday 0-1-0-0, Boehme 0-1-0-0, Wilson 0-1-1-0.

RECEIVING – Indiana: Paige 11-95, Cobbs 6-121, Jones 4-89, Westbrook 2-26, Timian 1-27, Corsaro 1-12, Booker 1-9, Redding 1-7, Cooper 1-3; **Duke:** McCaffrey 4-42, Rahming 3-49, Powell 3-17, Deaver 2-15, Wilson 2-15, Schneider 1-17, Duncan 1-4, Nash 1-4.

TACKLES – Indiana: Newton 7-8=15, Oliver 4-6=10, Crawford 4-5=9, Scales 5-3=8, Dawkins 5-2=7, Shaw 5-2=7, Latham 1-4=5; **Duke:** Singleton 6-6=12, Humphreys 5-6=11, Norman 6-4=10, Edwards 7-1=8, Wary 4-4=8, Carter 5-1=6, Brown 1-5=6.

Duke 36, Northern Illinois 14

Quick Lane Bowl • December 26, 2017 • Detroit, Mich.

Duke won its second straight bowl game with a 36-14 Quick Lane victory against Northern Illinois in front of 20,211 fans at Ford Field. Most Valuable Player **Daniel Jones** helped the Blue Devils to the win, throwing for 252 yards, rushing for 86 and accounting for three touchdowns as Duke secured its seventh victory of the year.

After Duke jumped out to a 14-0 lead after the first quarter, the Huskies answered at the beginning of the second frame with two quick touchdowns to even the game at 14-14 with 12:22 to play in the opening half.

From there, Jones took control, throwing a 33-yard touchdown pass to wide receiver **T.J. Rahming** at the 6:09 mark of the second quarter and tossing an 11-yard scoring strike to running back **Shaun Wilson** with 93 seconds to go in the half to put Duke ahead 26-14 at intermission.

A seven yard scoring run for **Brittain Brown** in the third quarter and 24-yard field goal from **William Holmquist** capped the second half scoring as the Blue Devils tallied the game's final 22 points.

Jones' 252 passing yards were the fifth most by a Blue Devil in a bowl game while his three touchdowns accounted for are tied for the second most in Duke bowl history. His two passing touchdowns tied the Quick Lane Bowl record and 27 completions set the game's record.

With the victory, the Blue Devils won consecutive bowl games for just the second time in program history, joining the 1945 Sugar Bowl and 1955 Orange Bowl triumphs. Duke also earned its fourth winning season in the last five years, the most successful stretch for the program since four winning campaigns in five seasons between 1960-64.

	1	2	3	4	=	Final
Duke	14	12	7	3	=	36
Northern Illinois	0	14	0	0	=	14

Team	Qtr	Time	Play	Drive
DUKE	1	6:00	Jones 1 run (Holmquist kick)	10-58; 3:28
DUKE	1	3:17	Wilson 1 run (Holmquist kick)	3-11; 1:15
NIU	2	14:21	Harbison 25 run (Hagan kick)	2-68; 0:28
NIU	2	12:22	Wesley 67 pass from Childers (Hagan kick)	2-69; 0:37
DUKE	2	6:09	Rahming 33 pass from Jones (Holmquist kick failed)	8-80; 2:53
DUKE	2	1:33	Wilson 11 pass from Jones (Jones pass intercepted)	7-64; 2:32
DUKE	3	6:58	Brown 7 run (Holmquist kick)	11-67; 3:52
DUKE	4	7:37	Holmquist 24 field goal	16-64; 7:38

	Northern Illinois	Duke
First Downs	13	27
Rush-Pass-Penalty	5-6-2	14-13-0
Rushing Attempts-Net Yards	29-65	52-213
Passing Comp.-Att.-Int.	15-28-0	27-40-0
Passing Yards	234	252
Total Offensive Plays-Yards	57-299	92-465
Fumbles-Lost	2-1	0-0
Penalties-Yards	3-11	2-30
Punts-Yards-Average	5-208-41.6	5-177-35.4
Time of Possession	21:39	38:21
Sacks By	2-10	2-18
Third Down / Fourth Down Conversions	1-12/0-6	10-19/2-3
Red Zone	0-1	5-6

RUSHING - Northern Illinois: Harbison 13-59, Childers 11-19, Jones 1-3, Tears 1(-2), Blake 2(-3), Orne 1(-1); Duke: Jones 16-86, Wilson 16-75, Brown 13-41, Harris 2-7, Jackson 4-6, TEAM 1(-2).

PASSING - Northern Illinois: Childers 15-26-0-234, Ference 0-1-0-0, Blake 0-1-0-0;

Duke: Jones 27-40-0-252.

RECEIVING - Northern Illinois: Tears 4-67, Brown 4-23, Blake 3-28, Wesley 2-109, Jones 1-4, Harbison 1-3; Duke: Helm 5-73, Taylor 5-48, Rahming 4-62, Koppenhaver 4-35, Wilson 4-22, Brown 2-3, Lloyd 2-3, Young 1-6.

TACKLES - Northern Illinois: Allen 8-4=12, Johnson 6-6=12, Jones 6-4=10, Smith 4-3=7, Williams 5-0=5, Lorbeck 2-3=5, Corley 3-1=4, Schwab 3-1=4, Olootu 3-1=4; Duke: Singleton 9-1=10, Giles-Harris 3-5=8, Humphreys 4-2=6, Gilbert 3-1=4, Saxton II 2-2=4, Hill 3-0=3, Carter II 2-1=3.

Duke 56, Temple 27

Walk-On's Independence Bowl • December 27, 2018 • Shreveport, La.

Redshirt junior quarterback **Daniel Jones** threw for 423 yards and five touchdowns, senior wide receiver **T.J. Rahming** caught 12 passes for 240 yards and two scores, and Duke blew past Temple 56-27 in the Walk-On's Independence Bowl.

The Blue Devils scored touchdowns on seven straight drives, flipping a 27-14 deficit in the second quarter to a 56-27 lead by midway through the fourth by scoring 42 unanswered points.

Jones' five touchdown passes and 423 yards passing both set Independence Bowl records. So did Duke's 56 points.

Duke, which won its third consecutive bowl game, now owns four seasons with eight or more wins in the last six years, the most successful stretch for the program since four in six from 1938-43.

Head coach **David Cutcliffe** won his fourth Independence Bowl. He led Ole Miss to victories in Shreveport in 1998, 1999 and 2002 and is already enshrined in the bowl's Hall of Honor. Cutcliffe won his third bowl game with the Blue Devils, the most for any Duke head coach in program history.

Temple took a 13-7 lead in the first half after **Delvon Randall's** 52-yard interception return for a touchdown. The Owls then pushed ahead 27-14 late in the second quarter, but Duke responded with 22-yard touchdown pass from Jones to Rahming to pull within 27-21 by halftime.

	1	2	3	4	=	Final
Temple	13	14	0	0	=	27
Duke	7	14	21	14	=	56

Team	Qtr	Time	Play	Drive
DU	1	10:36	Harris 2 run (Wareham kick)	6-77; 2:29
TEM	1	8:43	Russo 15 run (Mobley kick)	5-26; 1:53
TEM	1	5:42	Randall 52 interception return (Mobley kick failed)	
TEM	2	10:25	Ritrovato 1 run (Mobley kick)	10-58; 3:13
DU	2	7:42	Taylor 34 pass from Jones (Wareham kick)	7-70; 2:43
TEM	2	4:26	Yancy 8 pass from Russo (Mobley kick)	9-79; 3:16
DU	2	1:11	Rahming 22 pass from Jones (Wareham kick)	10-75; 3:15
DU	3	11:06	Jones 1 run (Wareham kick)	9-59; 3:54
DU	3	7:28	Rahming 85 pass from Jones (Wareham kick)	2-83; 0:45
DU	3	2:49	Bobo 7 pass from Jones (Wareham kick)	9-68; 3:01
DU	4	14:55	Brown 4 run (Wareham kick)	3-10; 1:22
DU	4	10:16	Koppenhaver 4 pass from Jones (Wareham kick)	7-43; 2:56

	Temple	Duke
First Downs	19	22
Rush-Pass-Penalty	3-15-1	7-15-0
Rushing Attempts-Net Yards	29-53	39-123
Passing Comp.-Att.-Int	25-46-1	32-44-3
Passing Yards	228	440
Total Offensive Plays-Yards	75-281	83-563
Fumbles-Lost	2-1	1-0
Penalties-Yards	3-35	4-30
Punts-Yards-Average	5-216-43.2	3-122-40.7
Time of Possession	25:53	34:07
Sacks By	3-13	3-20
Third Down / Fourth Down Conversions	6-14/0-3	10-17/2-3
Red Zone	3-3	6-6

RUSHING - Temple: Gardner 7-34, Ritrovato 8-15, Russo 7-12, Jennings 6-12; Duke: Jackson 10-41, Brown 5-19, Holmberg 1-19, Rahming 2-17, Harris 6-16, Deveaux 3-7, Durant 3-4, Carter 2-3, Wolitzer 1-3, Jones 6(-6).

PASSING - Temple: Russo 25-46-228-1; Duke: Jones 30-41-423-2, Harris 2-3-17-1.

RECEIVING - Temple: Yancy 5-57, Bryant 4-31, Mack 3-45, Ryan 3-44, Jones 2-17, Yeboah 2-11, Myarick 2-10, Williams 1-13, Gardner 1-3, Ritrovato 1(-1), Johnson 1(-2); Duke: Rahming 12-240, Lloyd 5-47, Helm 4-23, Taylor 3-56, Jackson 2-7, Harris 1-24, Philyaw-Johnson 1-20, Bobo 1-7, Gray 1-6, Jones 1-6, Koppenhaver 1-4.

TACKLES - Temple: Roche 6-2=8, Randall 7-0=7, Graham-Mobley 4-3=7, Bradley 4-2=6, Franklin 5-0=5, Russell 4-1=5, Thomas 4-0=4, Walls 2-2=4, Jones 2-2=4; Duke: Neal 7-1=8, Johnson 5-3=8, Young IV 6-1=7, Hill 1-5=6, Quansah 5-0=5, Jordan 4-1=5, Blackwell 4-1=5, Feamster 4-0=4, Waters 2-1=3, McSwain 2-0=2, Jackson 2-0=2, Tangelo 1-1=2.

ACC CHAMPIONSHIP GAME SUMMARY

[1] Florida State 45, [20] Duke 7

Dr Pepper ACC Championship Game • December 7, 2013

Bank of America Stadium • Charlotte, N.C. • ABC

Florida State quarterback **Jameis Winston** threw for 330 yards and accounted for four total touchdowns as the top-ranked Seminoles defeated No. 20 Duke 45-7 in the Dr Pepper ACC Football Championship Game at Bank of America Stadium.

Duke freshman **Breon Borders** picked off a pair of Winston passes, becoming the first player in ACC Football Championship Game history with two interceptions. The picks gave Borders four on the year, setting the Duke freshman single-season record.

Duke managed only 239 yards of total offense and was plagued by three turnovers.

Wide receiver **Jamison Crowder** caught a game-high eight passes for 66 yards, breaking Duke's single-season receiving yards record in the process. The yardage raised Crowder's total to 1,197 receiving yards. His 96 catches are also a Duke single-season record.

Running back **Josh Snead** scored Duke's lone touchdown of the night on a five-yard run with just over a minute left in the game.

	1	2	3	4	=	Final
Duke	0	0	0	7	=	7
Florida State	0	17	21	7	=	45

Team	Qtr	Time	Play	Drive
FSU	2	12:36	Benjamin 14 pass from Winston (Aguayo kick)	9-64; 4:03
FSU	2	3:37	Williams 12 run (Aguayo kick)	11-73; 5:01
FSU	2	0:25	Aguayo 45 FG	7-53; 0:58
FSU	3	9:52	Shaw 11 pass from Winston (Aguayo kick)	3-26; 1:01
FSU	3	6:31	Benjamin 54 pass from Winston (Aguayo kick)	5-87; 1:49
FSU	3	2:38	Winston 17 run (Aguayo kick)	4-61; 1:25
FSU	4	7:25	Freeman 7 run (Aguayo kick)	9-92; 4:33
DUKE	4	1:01	Snead 5 run (Martin kick)	14-75; 6:24

	Duke	Florida State
First Downs	15	31
Rush-Pass-Penalty	6-8-1	13-16-2
Rushing Attempts-Net Yards	31-99	43-239
Passing Comp.-Att.-Int	21-42-2	19-32-2
Passing Yards	140	330
Total Offensive Plays-Yards	73-239	75-569
Fumbles-Lost	1-1	1-1
Penalties-Yards	3-32	6-65
Punts-Yards-Average	9-375-41.7	4-167-41.8
Time of Possession	30:44	29:16
Sacks By	1-9	2-5
Third Down / Fourth Down Conversions	7-20 / 0-0	6-11 / 0-0
Red Zone	1-1	5-5

RUSHING – **Duke:** Powell 8-44, Thompson 6-19, Snead 7-17, Duncan 5-16, Crowder 1-4, Connette 1-4, Boone 3-(-5); **Florida State:** Freeman 18-91, Winston 10-59, Williams 7-55, Wilder 5-25, Stevenson 1-6, Abram 1-2, Green 1-1.

PASSING – **Duke:** Boone 20-40-2-138, Connette 1-1-0-2, Crowder 0-1-0-0;

Florida State: Winston 19-32-2-330.

RECEIVING – **Duke:** Crowder 8-66, Deaver 4-17, Blakeney 2-22, McCaffrey 2-14, Barnes 2-(-2), Reeves 1-10, Duncan 1-8, Powell 1-5; **Florida State:** Greene 6-67, Benjamin 5-119, Shaw 4-74, O'Leary 3-48, Freeman 1-22.

TACKLES – **Duke:** Cash 5-3=8, Helton 4-4=8, Ke. Brown 5-0=5, Singleton 4-1=5; **Florida State:** Jernigan 5-5=10, Tel. Smith 7-1=8, Andrews 5-0=5, Williams 3-1=4.

OVERTIME GAMES (5-6)

Date	Final Score	OT	Location
November 8, 1997	Clemson 29, Duke 20 Game-Winning Scoring Play David Richardson 36-yard FG & Rahim Abdullah 63-yard INT return	1	Clemson, S.C.
October 31, 1998	Vanderbilt 36, Duke 33 John Markham 19-yard FG	2	Nashville, Tenn.
September 18, 1999	Northwestern 15, Duke 12 Sam Simmons 27-yard pass from Nick Kreinbrink	1	Durham, N.C.
October 9, 1999	Duke 24, Virginia 17 Benjamin Watson 7-yard pass from Spencer Romine	2	Charlottesville, Va.
October 23, 1999	N.C. State 31, Duke 24 Jamie Barnette 7-yard run	1	Durham, N.C.
September 13, 2003	Duke 27, Rice 24 Brent Garber 30-yard FG	1	Durham, N.C.
November 24, 2007	North Carolina 20, Duke 14 Greg Little 25-yard rush	1	Chapel Hill, N.C.
November 1, 2008	Wake Forest 33, Duke 30 Shane Popham 28-yard FG	1	Winston-Salem, N.C.
November 1, 2014	[24] Duke 51, Pittsburgh 48 Thomas Sirk 5-yard run	2	Pittsburgh, Pa.
October 24, 2015	[23] Duke 45, Virginia Tech 43 Erich Schneider 25-yard reception & Thomas Sirk 2-point PAT	4	Blacksburg, Va.
December 26, 2015	Duke 44, Indiana 41 Ross Martin 36-yard FG	1	New York, N.Y.

DUKE IN THE AP POLL

1936	1941	1947	1954	1971
O 19 2nd	O 13 3rd	O 6 13th	S 20 19th	S 20 20th
O 26 13th	O 20 4th	O 13 17th	S 27 7th	S 27 19th
N 2 15th	O 27 4th	O 20 15th	O 4 6th	O 4 14th
N 9 13th	N 3 4th	O 27 9th	O 11 6th	O 18 19th
N 16 16th	N 10 3rd	N 3 13th	O 18 19th	
N 23 11th	N 17 3rd	*D 8 19th	O 25 16th	1989
*N 30 11th	N 24 3rd		N 1 11th	N 14 25th
	*D 1 2nd	1948	N 22 20th	N 21 23rd
1937		O 11 18th	*N 29 14th	N 28 20th
O 18 10th	1943	O 18 15th		D 5 20th
O 25 13th	O 4 5th		1955	D 12 20th
N 1 11th	O 11 6th	1949	S 26 16th	
N 8 8th	O 18 9th	O 3 14th	O 3 13th	1994
N 22 18th	O 25 8th	O 31 16th	O 10 11th	O 11 25th
*N 29 20th	N 1 9th		O 17 5th	O 18 20th
	N 8 7th	1950	O 24 17th	O 25 16th
1938	N 15 6th	O 2 14th	N 7 18th	N 1 23rd
O 17 9th	N 22 5th		N 14 20th	N 8 18th
O 24 11th	*N 29 7th	1951	N 21 18th	N 15 24th
O 31 9th		O 1 16th		N 29 25th
N 7 7th	1944		1957	D 6 25th
N 14 4th	N 6 20th	1952	S 23 7th	
N 21 3rd	N 13 10th	S 29 10th	S 30 4th	2013
N 28 3rd	N 20 11th	O 6 6th	O 7 5th	N 17 25th
*D 5 3rd	N 27 11th	O 13 5th	O 14 5th	N 24 24th
	*D 4 11th	O 22 6th	O 21 4th	D 1 20th
1939		O 27 6th	O 28 7th	D 8 22nd
O 17 13th	1945	N 3 12th	N 4 16th	*J 7 23rd
O 23 12th	O 8 13th	N 17 20th	N 11 11th	
O 30 12th	O 15 16th	N 24 13th	N 25 16th	2014
N 6 15th	O 22 19th	*D 1 16th	*D 2 16th	O 26 24th
N 13 13th	O 29 18th			N 2 22nd
N 20 8th	N 5 16th	1953	1960	N 9 19th
N 27 7th	N 12 20th	S 13 10th	O 24 15th	N 16 25th
D 4 6th	N 19 15th	S 28 12th	O 31 13th	
*D 11 8th	N 26 11th	O 5 8th	N 7 7th	2015
	*D 3 13th	O 12 7th	N 14 6th	O 11 25th
1940		O 19 16th	N 21 11th	O 18 23rd
O 28 18th	1946	O 26 13th	*N 28 10th	O 25 22nd
N 4 12th	O 14 17th	N 2 10th		
N 11 12th	O 21 13th	N 9 14th	1961	2018
N 25 20th	O 28 19th	N 16 15th	*D 4 20th	S 23 22nd
*D 2 18th	N 11 20th	*N 30 18th		

*Final poll

HOMECOMING RESULTS (45-50-1)

1924	Wake Forest	L	0-32	1974	Army	W	33-14
1925	Wake Forest	L	3-21	1975	Clemson	W	25-21
1926	Davidson	L	0-20	1976	Maryland	L	3-30
1927	North Carolina	L	0-18	1977	Clemson	L	11-17
1928	South Dakota	W	25-7	1978	Maryland	L	0-27
1929	Pittsburgh	L	7-52	1979	Clemson	L	10-28
1930	Virginia	W	32-0	1980	Georgia Tech	W	17-12
1931	VMI	W	13-0	1981	Clemson	L	10-38
1932	Maryland	W	34-0	1982	Wake Forest	W	46-26
1933	Tennessee	W	10-2	1983	Georgia Tech	W	32-26
1934	Georgia Tech	W	20-0	1984	Wake Forest	L	16-20
1935	Tennessee	W	19-6	1985	Georgia Tech	L	0-9
1936	Colgate	W	6-0	1986	Maryland	L	19-27
1937	Tennessee	T	0-0	1987	Georgia Tech	W	48-14
1938	Georgia Tech	W	6-0	1988	Maryland	L	24-34
1939	Syracuse	W	33-6	1989	N.C. State	W	35-26
1940	Georgia Tech	W	41-7	1990	Wake Forest	W	57-20
1941	Tennessee	W	19-0	1991	Georgia Tech	L	6-17
1942	Georgia Tech	L	7-26	1992	Maryland	L	25-27
1943	North Carolina	W	14-7	1993	Georgia Tech	L	14-47
1944	Georgia Tech	W	19-13	1994	North Carolina	L	40-41
1945	Navy	L	0-21	1995	Georgia Tech	L	21-37
1946	Georgia Tech	L	0-14	1996	Clemson	L	6-13
1947	Missouri	L	7-28	1997	Navy	W	26-17
1948	Georgia Tech	L	7-19	1998	Virginia	L	0-24
1949	Virginia Tech	W	55-7	1999	Vanderbilt	L	14-31
1950	Georgia Tech	W	30-21	2000	North Carolina	L	21-59
1951	Virginia	L	7-30	2001	Georgia Tech	L	10-37
1952	Georgia Tech	L	7-28	2002	Virginia	L	22-27
1953	Purdue	W	20-14	2003	Wake Forest	L	13-42
1954	Army	L	14-28	2004	The Citadel	W	28-10
1955	Pittsburgh	L	7-26	2005	Navy	L	21-28
1956	SMU	W	14-6	2006	Virginia	L	0-37
1957	Maryland	W	14-0	2007	Virginia Tech	L	14-43
1958	Baylor	W	12-7	2008	Miami	L	31-49
1959	Army	L	6-21	2009	N.C. Central	W	49-14
1960	Georgia Tech	W	6-0	2010	Army	L	21-35
1961	Clemson	L	7-17	2011	Tulane	W	48-27
1962	California	W	21-7	2012	Memphis	W	38-14
1963	Clemson	W	35-30	2013	Troy	W	38-31
1964	Georgia Tech	L	8-21	2014	Tulane	W	47-13
1965	Clemson	L	2-3	2015	Boston College	W	9-7
1966	Georgia Tech	L	7-48	2016	Virginia	L	20-34
1967	Clemson	L	7-13	2017	Baylor	W	34-20
1968	Virginia	L	20-50	2018	N.C. Central	W	55-13
1969	North Carolina	W	17-13	2019	Georgia Tech	W	41-23
1970	Georgia Tech	L	16-24	2020	N/A Due to COVID-19 Pandemic		
1971	N.C. State	W	41-13				
1972	Maryland	W	20-14				
1973	Tulane	L	17-24				

DUKE VS. NATIONALLY-RANKED OPPONENTS (AP Poll)

(28-145-6 Overall; 10-61-4 vs. Top 10)

1937	N 27 Pittsburgh (18/1)	H	L	0-10
1938	N 26 Pittsburgh (3/4)	H	W	7-0
1939	J 2 Southern Cal (3/7)	N ¹³	L	3-7
	N 18 North Carolina (13/7)	H	W	13-3
1942	J 1 Oregon State (2/12)	H	L	16-20
	O 17 Colgate (-/9)	N ¹¹	W	34-0
	O 31 Georgia Tech (-/9)	H	L	7-26
1943	O 9 Navy (5/4)	N ¹⁴	L	13-14
1944	O 14 Navy (-/6)	N ¹⁴	L	0-7
	O 21 Army (-/2)	N ¹⁵	L	7-27
	N 4 Georgia Tech (-/5)	H	W	19-13
	N 11 Wake Forest (20/12)	H	W	34-0
1945	O 27 Army (19/1)	N ¹⁵	L	13-48
1946	O 26 Army (13/1)	N ¹⁵	L	0-19
	N 2 Georgia Tech (19/16)	H	L	0-14
	N 9 Wake Forest (-/13)	H	W	13-0
	N 23 North Carolina (-/14)	A	L	7-22
1947	O 25 Wake Forest (15/11)	A	W	13-6
	N 1 Georgia Tech (9/6)	A	L	0-7
1948	O 30 Georgia Tech (-/6)	H	L	7-19
	N 6 Wake Forest (-/18)	H	L	20-27
	N 20 North Carolina (-/5)	A	L	0-20
1951	O 6 Tennessee (-/3)	A	L	0-26
	N 3 Georgia Tech (-/5)	A	T	14-14
1952	O 4 Tennessee (10/11)	H	W	7-0
	O 25 Virginia (6/9)	A	W	21-7
	N 1 Georgia Tech (6/4)	H	L	7-28
1953	N 21 Georgia Tech (15/12)	A	L	10-13
1954	O 9 Purdue (6/5)	A	T	13-13
	O 16 Army (6/18)	H	L	14-28
	N 6 Navy (11/19)	N ⁹	L	7-40
1955	O 15 Ohio State (11/14)	A	W	20-14
	O 29 Georgia Tech (17/12)	A	L	0-27
	N 5 Navy (-/9)	N ¹⁴	T	7-7
1956	O 6 Tennessee (-/9)	H	L	20-33
	O 13 SMU (-/19)	H	W	14-6
	O 20 Pittsburgh (-/16)	N ⁹	L	14-27
	N 3 Georgia Tech (-/2)	H	L	0-7
	N 10 Navy (-/12)	H	T	7-7
1957	O 12 Rice (5/15)	A	W	7-6
	O 26 N.C. State (4/11)	A	T	14-14
	N 9 Navy (16/7)	N ¹⁴	T	6-6
	N 16 Clemson (11/14)	H	W	7-6
1958	J 1 Oklahoma (16/4)	N ¹⁹	L	21-48
	O 18 Notre Dame (-/12)	A	L	7-9
	N 8 LSU (-/1)	A	L	18-50
	N 22 North Carolina (-/17)	A	W	7-6
1959	S 26 Ohio State (-/12)	A	L	13-14
	O 31 Georgia Tech (-/9)	A	W	10-7
	N 7 Clemson (-/10)	A	L	0-6
1960	N 5 Navy (13/4)	H	W	19-10
1961	J 2 Arkansas (10/7)	N ²⁰	W	7-6
1963	N 16 Navy (-/2)	H	L	25-38
1964	O 31 Georgia Tech (-/8)	H	L	8-21
1966	O 29 Georgia Tech (-/6)	H	L	7-48
	N 12 Notre Dame (-/1)	A	L	0-64
1967	O 28 N.C. State (-/5)	A	L	7-28
1970	O 3 Ohio State (-/1)	A	L	10-34
	O 10 West Virginia (-/11)	A	W	21-13
1971	S 18 South Carolina (-/19)	H	W	28-12
	O 2 Stanford (19/10)	A	W	9-3
1972	S 9 Alabama (-/7)	N ²³	L	12-35
	S 16 Washington (-/12)	A	L	6-14
	S 23 Stanford (-/19)	H	L	6-10
	N 18 North Carolina (-/16)	A	L	0-14
1973	S 15 Tennessee (-/9)	A	L	17-21
	O 13 Tulane (-/18)	H	L	17-24
	N 17 N.C. State (-/20)	H	L	3-21
1974	S 14 N.C. State (-/16)	A	L	21-35
	O 26 Florida (-/12)	A	L	13-30
	N 16 Maryland (-/13)	N ⁹	L	13-56
1975	S 12 Southern Cal (-/4)	A	L	7-35
	O 25 Florida (-/12)	A	L	16-24
1976	O 2 Pittsburgh (-/2)	H	L	31-44
	O 23 Maryland (-/6)	H	L	3-30
1977	S 17 Michigan (-/1)	A	L	9-21
	N 19 North Carolina (-/18)	H	L	3-16
1978	S 30 Michigan (-/4)	A	L	0-52
	O 28 Maryland (-/5)	H	L	0-27
1979	N 10 Wake Forest (-/20)	A	L	14-17
1980	S 20 Auburn (-/19)	A	L	28-35
	O 11 South Carolina (-/17)	A	L	7-20
	N 22 North Carolina (-/15)	A	L	21-44
1981	S 12 Ohio State (-/11)	A	L	13-34
	O 17 Clemson (-/6)	H	L	10-38
	N 21 North Carolina (-/15)	H	L	10-31
1982	O 16 Clemson (-/20)	A	L	14-49
1983	O 1 Miami (-/15)	H	L	17-56
	O 22 Maryland (-/15)	A	L	3-38
1986	S 13 Georgia (-/19)	A	L	7-31
	O 18 Clemson (-/17)	A	L	3-35
1987	O 17 Clemson (-/7)	A	L	10-17
1988	O 15 Clemson (-/11)	A	L	17-49
1989	S 16 Tennessee (-/17)	A	L	6-28
	S 30 Clemson (-/7)	H	W	21-17
	D 28 Texas Tech (20/24)	N ²³	L	21-49
1990	S 22 Virginia (-/10)	H	L	0-59
	S 29 Clemson (-/19)	A	L	7-26
	O 27 Georgia Tech (-/16)	A	L	31-48
1991	N 16 N.C. State (-/24)	H	L	31-32
	N 30 Clemson (-/13)	N ²⁴	L	21-33
1992	S 5 Florida State (-/4)	A	L	21-48
	S 26 Virginia (-/14)	H	L	28-55
	O 17 Clemson (-/19)	A	L	6-21
	N 14 N.C. State (-/14)	A	L	27-45
	N 21 North Carolina (-/21)	H	L	28-31
1993	S 4 Florida State (-/1)	H	L	7-45
	S 25 Virginia (-/22)	A	L	0-35
	O 2 Tennessee (-/11)	A	L	19-52
	N 6 N.C. State (-/22)	H	W	21-20
	N 26 North Carolina (-/13)	A	L	24-38
1994	O 29 Florida State (16/9)	A	L	20-59
	N 5 Virginia (23/13)	H	W	28-25
1995	S 2 Florida State (-/1)	N ²⁵	L	26-70
	S 23 Maryland (-/24)	A	L	28-41
	O 14 Virginia (-/19)	A	L	30-44
	N 11 Clemson (-/24)	A	L	17-34
1996	S 7 Florida State (-/3)	A	L	7-44
	N 2 Virginia (-/16)	H	L	3-27
	N 23 North Carolina (-/13)	H	L	10-27
1997	O 11 Florida State (-/4)	H	L	27-51
	N 22 North Carolina (-/8)	A	L	14-50
1998	S 19 Florida State (-/11)	A	L	13-62
	S 26 Virginia (-/11)	H	L	0-24
1999	O 2 Florida State (-/1)	N ²¹	L	23-51
	O 16 Georgia Tech (-/8)	H	L	31-38
2000	S 30 Clemson (-/7)	H	L	22-52
	O 14 Florida State (-/7)	A	L	14-63
2001	S 1 Florida State (-/6)	H	L	13-55
	S 22 Northwestern (-/16)	H	L	7-44
	O 6 Georgia Tech (-/17)	H	L	10-37
	O 20 Maryland (-/12)	A	L	17-59
2002	S 21 Florida State (-/5)	A	L	17-48
	O 19 N.C. State (-/13)	A	L	22-24
2003	A 30 Virginia (-/18)	A	L	0-27
	S 27 Florida State (-/6)	H	L	7-56
	N 1 Tennessee (-/19)	A	L	6-23
2004	S 25 Maryland (-/23)	H	L	21-55
	O 23 Virginia (-/14)	H	L	16-37
	N 6 Florida State (-/13)	A	L	7-29
2005	S 10 Virginia Tech (-/7)	H	L	0-45
	S 24 Virginia (-/23)	A	L	7-38
	O 8 Miami (-/9)	A	L	7-52
	O 22 Florida State (-/11)	H	L	24-55
2006	S 16 Virginia Tech (-/14)	A	L	0-36
	N 11 Boston College (-/22)	A	L	7-28
	N 18 Georgia Tech (-/18)	A	L	21-49
2007	O 13 Virginia Tech (-/12)	H	L	14-43
	N 3 Clemson (-/25)	H	L	10-47
2009	S 19 Kansas (-/22)	A	L	16-44
	O 3 Virginia Tech (-/6)	H	L	26-34
	N 14 Georgia Tech (-/7)	H	L	10-49
	N 21 Miami (-/20)	A	L	16-34
2010	S 18 Alabama (-/1)	H	L	13-62
	O 23 Virginia Tech (-/23)	A	L	7-44
2011	S 10 Stanford (-/6)	H	L	14-44
	O 29 Virginia Tech (-/15)	H	L	10-14
2012	S 8 Stanford (-/25)	A	L	13-50
	O 27 Florida State (-/11)	A	L	7-48
	N 3 Clemson (-/10)	H	L	20-56
2013	O 26 Virginia Tech (-/16)	A	W	13-10
	N 16 Miami (-/24)	H	W	48-30
	D 7 Florida State (20/1)	N ⁸	L	7-45
	D 31 Texas A&M (22/20)	N ⁴	L	48-52
2014	O 11 Georgia Tech (-/22)	A	W	31-25
	D 27 Arizona State (-/15)	N ²⁶	L	31-36
2015	S 19 Northwestern (-/23)	H	L	10-19
	S 26 Georgia Tech (-/20)	H	W	34-20
	N 11 North Carolina (-/21)	A	L	31-66
2016	O 14 Louisville (-/7)	A	L	14-24
	N 5 Virginia Tech (-/23)	H	L	21-24
	N 10 North Carolina (-/15)	H	W	28-27
2017	S 29 Miami (-/14)	H	L	6-31
	O 28 Virginia Tech (-/13)	A	L	3-24
2018	N 17 Clemson (-/2)	A	L	6-35
2019	A 31 Alabama (-/2)	N	L	3-42
	N 9 Notre Dame (-/15)	H	L	7-38
2020	S 12 Notre Dame (-/10)	A	L	13-27
	D 5 Miami (-/9)	H	L	0-48

See page 103 for neutral site key

DUKE WHEN NATIONALLY-RANKED (AP Poll) (92-43-5 Overall)

1936

0 24	Tennessee (2/-)	A	L	13-15
0 31	Washington & Lee (13/-)	N ²	W	51-0
N 7	Wake Forest (15/-)	A	W	20-0
N 14	North Carolina (13/-)	A	W	27-7
N 26	N.C. State (11/-)	H	W	13-0

1937

0 23	Colgate (10/-)	A	W	13-0
0 30	Washington & Lee (13/-)	N ²	W	43-0
N 6	Wake Forest (11/-)	H	W	67-0
N 13	North Carolina (8/-)	H	L	6-14
N 27	Pittsburgh (18/1)	H	L	0-10

1938

0 22	Wake Forest (9/-)	N ¹²	W	7-0
0 29	North Carolina (11/-)	A	W	14-0
N 12	Syracuse (7/-)	A	L	21-0
N 19	N.C. State (4/-)	H	W	7-0
N 26	Pittsburgh (3/4)	H	W	7-0

1939

J 2	Southern Cal (3/7)	N ¹³	L	3-7
0 21	Syracuse (13/-)	H	W	33-6
0 28	Wake Forest (12/-)	H	W	6-0
N 4	Georgia Tech (12/-)	A	W	7-6
N 11	VMI (15/-)	A	W	20-7
N 18	North Carolina (13/7)	H	W	13-3
N 25	N.C. State (8/-)	A	W	28-0

1940

N 2	Georgia Tech (19/-)	H	W	41-7
N 9	Davidson (12/-)	A	W	46-13
N 16	North Carolina (12/-)	A	L	3-6
N 30	Pittsburgh (20/-)	H	W	12-7

1941

0 18	Colgate (3/-)	H	W	27-14
0 25	Pittsburgh (4/-)	A	W	27-14
N 1	Georgia Tech (4/-)	A	W	14-0
N 8	Davidson (4/-)	A	W	56-0
N 15	North Carolina (3/-)	H	W	20-0
N 22	N.C. State (3/-)	A	W	55-6

1942

J 1	Oregon State (2/12)	H	L	16-20
-----	---------------------	---	---	-------

1943

0 9	Navy (5/4)	N ¹⁴	L	13-14
0 16	North Carolina (6/-)	H	W	14-7
0 30	Georgia Tech (8/-)	A	W	14-7
N 6	N.C. State (9/-)	A	W	75-0
N 13	Virginia (7/-)	H	W	49-0
N 20	North Carolina (6/-)	A	W	27-6

1944

N 11	Wake Forest (20/12)	H	W	34-0
N 18	South Carolina (10/-)	A	W	34-7
N 25	North Carolina (11/-)	A	W	33-0

1945

J 1	Alabama (11/-)	N ¹⁶	W	29-26
0 13	Wake Forest (13/-)	A	W	26-19
0 27	Army (19/1)	N ¹⁵	L	13-48
N 3	Georgia Tech (18/-)	A	W	14-6
N 10	N.C. State (16/-)	H	W	26-13
N 24	North Carolina (15/-)	H	W	14-7

1946

0 19	Richmond (12/-)	H	W	41-0
0 26	Army (13/1)	N ¹⁵	L	0-19
N 2	Georgia Tech (19/16)	H	L	0-14
N 16	South Carolina (20/-)	A	W	39-0

1947

0 11	Navy (13/-)	N ¹⁴	T	14-14
0 18	Maryland (17/-)	H	W	19-7
0 25	Wake Forest (15/11)	A	W	13-6
N 1	Georgia Tech (9/6)	A	L	0-7
N 8	Missouri (13/-)	H	L	7-28
N 22	North Carolina (13/-)	H	L	0-21

1948

0 16	Maryland (18/-)	N ¹⁷	W	13-12
0 23	Virginia Tech (15/-)	N ¹⁸	W	7-0

1949

0 8	Navy (14/-)	A	L	14-28
N 5	Wake Forest (16/-)	H	L	7-27

1950

S 23	South Carolina (16/-)	A	W	14-0
S 30	Pittsburgh (16/-)	H	W	28-14
0 7	Tennessee (14/-)	H	L	7-28

1952

S 20	Washington & Lee (19/-)	H	W	34-0
S 26	SMU (19/-)	A	W	14-7
0 4	Tennessee (10/11)	H	W	7-0
0 11	South Carolina (6/-)	A	W	33-7
0 18	N.C. State (5/-)	A	W	57-0
0 25	Virginia (6/9)	A	W	21-7
N 1	Georgia Tech (6/4)	H	L	7-28
N 8	Navy (12/-)	H	L	6-16
N 22	North Carolina (20/-)	A	W	34-0

1953

S 19	South Carolina (10/-)	A	W	20-7
S 26	Wake Forest (10/-)	H	W	19-0
0 3	Tennessee (12/-)	A	W	21-7
0 10	Purdue (8/-)	H	W	20-14
0 17	Army (7/-)	N ¹⁵	L	13-14
0 24	N.C. State (16/-)	H	W	31-0
0 31	Virginia (13/-)	N ⁹	W	48-6
N 7	Navy (10/-)	N ¹⁴	T	0-0
N 21	Georgia Tech (15/12)	A	L	10-13

1954

S 25	Pennsylvania (19/-)	A	W	52-0
0 2	Tennessee (7/-)	H	W	7-6
0 9	Purdue (6/5)	A	T	13-13
0 16	Army (6/18)	H	L	14-28
0 23	N.C. State (19/-)	A	W	21-7
0 30	Georgia Tech (16/-)	H	W	21-20
N 6	Navy (11/19)	N ⁹	L	7-40
N 27	North Carolina (20/-)	A	W	47-12

1955

J 1	Nebraska (14/-)	N ¹⁹	W	34-7
0 1	Tennessee (16/-)	A	W	21-0
0 8	William & Mary (13/-)	H	W	47-7
0 15	Ohio State (11/14)	A	W	20-14
0 22	Pittsburgh (5/-)	H	L	7-26
0 29	Georgia Tech (17/12)	A	L	0-27
N 12	South Carolina (18/-)	A	W	41-7
N 19	Wake Forest (20/-)	H	W	14-0

1956

S 22	South Carolina (16/-)	A	L	0-7
------	-----------------------	---	---	-----

1957

S 21	South Carolina (10/-)	A	W	26-14
S 28	Virginia (7/-)	H	W	40-0
0 5	Maryland (4/-)	H	W	14-0
0 12	Rice (5/15)	A	W	7-6
0 19	Wake Forest (5/-)	H	W	34-7
0 26	N.C. State (4/11)	A	T	14-14
N 2	Georgia Tech (7/-)	A	L	0-13
N 9	Navy (16/7)	N ¹⁴	T	6-6
N 16	Clemson (11/14)	H	W	7-6
N 23	North Carolina (11/-)	H	L	13-21

1958

J 1	Oklahoma (16/4)	N ¹⁹	L	21-48
-----	-----------------	-----------------	---	-------

1960

0 29	Georgia Tech (15/-)	H	W	6-0
N 5	Navy (13/4)	H	W	19-10
N 12	Wake Forest (7/-)	A	W	34-7
N 19	North Carolina (6/-)	A	L	6-7
D 3	UCLA (10/-)	A	L	6-27

1961

J 2	Arkansas (10/7)	N ²⁰	W	7-6
-----	-----------------	-----------------	---	-----

1962

S 22	Southern Cal (8/-)	A	L	7-14
------	--------------------	---	---	------

1971

S 25	Virginia (20/-)	A	W	28-0
0 2	Stanford (19/10)	A	W	9-3
0 9	Clemson (14/-)	N ⁹	L	0-3
0 23	Navy (10/-)	A	L	14-15

1989

D 28	Texas Tech (20/24)	N ²³	L	21-49
------	--------------------	-----------------	---	-------

1994

0 15	Clemson (25/-)	H	W	19-13
0 22	Wake Forest (20/-)	A	W	51-26
0 29	Florida State (16/9)	A	L	20-59
N 5	Virginia (23/13)	H	W	28-25
N 12	N.C. State (19/-)	A	L	23-24
N 19	North Carolina (25/-)	H	L	40-41

1995

J 2	Wisconsin (25/-)	N ²²	L	20-34
-----	------------------	-----------------	---	-------

2013

N 23	Wake Forest (25/-)	A	W	28-21
N 30	North Carolina (24/-)	A	W	27-25
D 7	Florida State (20/1)	N ⁸	L	7-45
D 31	Texas A&M (22/20)	N ⁴	L	48-52

2014

N 1	Pittsburgh (24/-)	A ^{20T}	W	51-48
N 8	Syracuse (22/-)	A	W	27-10
N 15	Virginia Tech (19/-)	H	L	16-17

2015

0 24	Virginia Tech (23/-)	A ^{40T}	W	45-43
0 31	Miami (22/-)	H	L	27-30

2018

S 29	Virginia Tech (22/-)	H	L	14-31
------	----------------------	---	---	-------

See page 103 for neutral site key

LARGEST COMEBACKS (Trailing in 2nd half)

Pts.	Final Score	Date	Location	Notes
21	Duke 28, Florida 21	October 6, 1962	Jacksonville, Fla.	Florida leads 21-0 at halftime; Duke scores three TDs in the third period before Mike Curtis scores the game-winning TD in the fourth
20	[16] Duke 21, Georgia Tech 20	October 30, 1954	Durham, N.C.	Trailing 20-0 in the third quarter, Duke scores three TDs over the final 17 minutes; decisive score and PAT come with 42 seconds remaining
19	Duke 27, N.C. State 26	November 12, 1983	Durham, N.C.	After trailing 26-7 in the third period, Ben Bennett's scoring toss to Mark Militello with 26 seconds left in the game wins the game for Duke
18	Duke 25, South Carolina 21	October 8, 1977	Columbia, S.C.	Behind 21-3 at halftime, Duke's comeback is highlighted by a 30-yard interception return for a TD by Earl Cook with less than five minutes left
18	Duke 23, North Carolina 21	November 23, 1985	Chapel Hill, N.C.	The Tar Heels lead 21-3 late in the third quarter, but Steve Slayden hooks up with Doug Green for three TDs in the final 17 minutes for the victory; trailing by five points with less than two minutes left, Duke's Fonda Williams recovers a fumble at the Blue Devil 44 yard line and, with no timeouts, Slayden engineers a drive that ends with a five-yard scoring strike to Green
15	Duke 25, Georgia Tech 24	October 29, 1977	Atlanta, Ga.	The Blue Devils trail 24-9 at the end of three quarters, and Mike Dunn's seven-yard TD pass to Tom Hall with 13 seconds remaining caps the rally
15	Duke 35, Virginia 22	October 19, 2013	Charlottesville, Va.	Duke scores 35 unanswered points after trailing 22-0 (22-7 at halftime), with Brandon Connette's 47-yard TD pass to Braxton Deaver with 11:44 left in the fourth period providing the go-ahead points
14	Duke 31, Wake Forest 21	November 5, 1983	Winston-Salem, N.C.	Wake Forest leads 21-7 in the third quarter, but Duke scores 24 second half points as Mike Grayson finds the end zone twice on the ground
14	Duke 21, [7] Clemson 17	September 30, 1989	Durham, N.C.	Duke rallies from 14-0 halftime deficit to beat No. 7 Clemson on Billy Ray's seven-yard TD pass to Chris Brown with 3:18 remaining in the fourth period
12	Duke 25, Tennessee 24	September 4, 1982	Knoxville, Tenn.	Down 24-12 late in the third quarter, Greg Boone takes a kickoff 100 yards for a TD and Joel Blunk scores on a 13-yard run in the fourth period
12	Duke 32, Georgia Tech 26	October 29, 1983	Durham, N.C.	Behind 26-14 in the third quarter, Duke scores the final 18 points of the game for the win; Darryl Brunson ices the win with a late fourth quarter INT
10	Duke 31, FIU 27	October 1, 2011	Miami, Fla.	Juwan Thompson scores two TDs in the fourth quarter as Duke rallies from a 27-17 deficit to win, 31-27; Jordan DeWalt-Ondijo sets up the game-winning score with a sack & caused fumble of FIU quarterback Wes Carroll
10	Duke 31, Wake Forest 23	November 25, 2017	Winston-Salem, N.C.	Trailing 20-10 with less than 10 minutes to play in the third quarter, Duke goes on a 21-3 march in the remainder of the game to secure bowl eligibility with its sixth win of the season; quarterback Daniel Jones scores the go-ahead touchdown on a one-yard plunge with 13:53 to play in the contest.
9	Duke 29, Virginia 24	September 26, 1981	Charlottesville, Va.	Down 24-15 with 10 minutes left, Duke rallies for the win on a 25-yard TD pass from Ron Sally to Gary Frederick with 8:51 remaining and a two-yard TD run by Mike Grayson with just 59 seconds to play

WINS IN FINAL MINUTE (1938-present)

Date	Final Score	Location	Game-Winning Scoring Play	Time
September 26, 1952	[19] Duke 14, SMU 7	Dallas, Texas	Howard Pitt 3-yard pass from Worth Lutz	0:05
October 10, 1953	[8] Duke 20, Purdue 14	Durham, N.C.	Jerry Barger 7-yard run	0:39
October 30, 1954	[16] Duke 21, Georgia Tech 20	Durham, N.C.	Ed Post 4-yard run (Jim Nelson PAT)	0:40
November 18, 1961	Duke 6, North Carolina 3	Durham, N.C.	Bill Reynolds 39-yard field goal	0:02
November 24, 1962	Duke 16, North Carolina 14	Chapel Hill, N.C.	Bill Reynolds 20-yard field goal	0:46
October 5, 1968	Duke 30, Maryland 28	Norfolk, Va.	David Pugh 27-yard field goal	0:00
September 19, 1970	Duke 13, Maryland 12	Durham, N.C.	David Wright 45-yard field goal	0:01
October 29, 1977	Duke 25, Georgia Tech 24	Atlanta, Ga.	Tom Hall 7-yard pass from Mike Dunn (Scott Wolcott PAT)	0:13
September 26, 1981	Duke 29, Virginia 24	Charlottesville, Va.	Mike Grayson 2-yard run	0:59
October 10, 1981	Duke 14, Virginia Tech 7	Durham, N.C.	Dennis Tabron 10-yard interception return	0:56
November 12, 1983	Duke 27, N.C. State 26	Durham, N.C.	Mark Militello 7-yard pass from Ben Bennett	0:26
November 8, 1986	Duke 38, Wake Forest 36	Durham, N.C.	Doug Peterson 32-yard field goal	0:07
November 19, 1988	Duke 35, North Carolina 29	Durham, N.C.	Roger Boone 6-yard run	0:23
September 8, 1990	Duke 27, Northwestern 24	Evanston, Ill.	Marc Mays 9-yard pass from Dave Brown	0:38
September 16, 1995	Duke 23, Army 21	West Point, N.Y.	Tom Cochran 28-yard field goal	0:04
September 20, 1997	Duke 20, Army 17	Durham, N.C.	Sims Lenhardt 27-yard field goal	0:51
November 13, 2004	Duke 16, Clemson 13	Durham, N.C.	Matt Brooks 53-yard field goal	0:00
November 6, 2010	Duke 55, Virginia 48	Durham, N.C.	Desmond Scott 35-yard run	0:40
October 20, 2012	Duke 33, North Carolina 30	Durham, N.C.	Jamison Crowder 5-yard pass from Sean Renfree	0:13

WINS ON FINAL SNAP OF REGULATION (1938-present)

Date	Final Score	Location	Game-Winning Scoring Play
October 5, 1968	Duke 30, Maryland 28	Norfolk, Va.	David Pugh 27-yard field goal
November 13, 2004	Duke 16, Clemson 13	Durham, N.C.	Matt Brooks 53-yard field goal

FOURTH QUARTER & OT WINS (1933-present; Duke tied or trailing in the fourth period)

O 28, 1933	Kentucky	A	W	14-7	Robert Cox 1-yard run (-)
N 25, 1933	N.C. State	H	W	7-0	Jack Alexander 2-yard run (-)
N 3, 1934	Auburn	A	W	13-6	B.O. Cornelius 21-yard pass from Ace Parker (-)
N 26, 1938	Pittsburgh (3/4)	H	W	7-0	Willard Perdue blocked punt recovery in end zone (-)
O 30, 1943	Georgia Tech (8/-)	A	W	14-7	Gordon Carver 37-yard pass from Billy Murphy (-)
N 4, 1944	Georgia Tech (-/5)	H	W	19-13	Bob Smith 10-yard pass from Cliff Lewis (-)
J 1, 1945	Alabama (11/-)	N ¹⁶	W	29-26	George Clark 20-yard run (-)
O 13, 1945	Wake Forest (13/-)	A	W	26-19	George Clark 58-yard run (-)
S 27, 1947	N.C. State	H	W	7-0	Louis Allen 40-yard interception return (11:00)
O 25, 1947	Wake Forest (15/11)	A	W	13-6	George Clark 4-yard run (2:00)
O 14, 1950	N.C. State	A	W	7-0	John Mounie 5-yard run (11:28)
N 4, 1950	Georgia Tech	H	W	30-21	John Mounie 2-yard run (-)
S 29, 1951	Pittsburgh	A	W	19-14	Charlie Smith 1-yard run (13:40)
O 13, 1951	N.C. State	H	W	27-21	Charlie Smith 2-yard run (3:25)
S 26, 1952	SMU (19/-)	A	W	14-7	Howard Pitt 3-yard pass from Worth Lutz (0:05)
O 10, 1953	Purdue (8/-)	H	W	20-14	Jerry Barger 7-yard run (0:39)
O 30, 1954	Georgia Tech (16/-)	H	W	21-20	Ed Post 4-yard run (Jim Nelson PAT) (0:40)
O 15, 1955	Ohio State (11/14)	A	W	20-14	Sonny Jurgensen 1-yard run (13:13)
O 11, 1958	Baylor	H	W	12-7	George Dutrow 16-yard run (12:20)
O 25, 1958	N.C. State	H	W	20-13	George Dutrow 2-yard run (1:40)
O 31, 1959	Georgia Tech (-/9)	A	W	10-7	Art Browning 28-yard field goal (7:34)
O 29, 1960	Georgia Tech (15/-)	H	W	6-0	Dean Wright 1-yard run (11:30)
J 2, 1961	Arkansas (10/7)	N ²⁰	W	7-6	Tee Moorman 9-yard pass from Don Altman (Art Browning PAT) (2:45)
S 23, 1961	South Carolina	A	W	7-6	Dave Burch 3-yard run (Bill Reynolds PAT) (2:00)
N 18, 1961	North Carolina	H	W	6-3	Bill Reynolds 39-yard field goal (0:02)
O 6, 1962	Florida	N ²¹	W	28-21	Mike Curtis 1-yard run (11:19)
O 27, 1962	N.C. State	H	W	21-14	Stan Crisson 15-yard pass from Walt Rappold (1:20)
N 24, 1962	North Carolina	A	W	16-14	Bill Reynolds 20-yard field goal (0:46)
O 5, 1963	Maryland	N ²	W	30-12	Stan Crisson 60-yard pass from Scotty Glacken (9:03)
S 18, 1965	Virginia	A	W	21-7	James Devonshire 55-yard run (12:31)
N 5, 1966	Navy	A	W	9-7	Bob Matheson 21-yard field goal (13:15)
O 7, 1967	Army West Point	A	W	10-7	Ed Hicklin 9-yard pass from Larry Davis (9:54)
O 14, 1967	Virginia	A	W	13-6	Don Baglien 2-yard run (2:05)
O 5, 1968	Maryland	N ⁹	W	30-28	David Pugh 27-yard field goal (0:00)
S 19, 1970	Maryland	H	W	13-12	David Wright 45-yard field goal (0:01)
N 14, 1970	South Carolina	A	W	42-38	Art Bosetti 2-yard run (2:00)
S 22, 1973	Washington	H	W	23-21	Randy Cobb 11-yard pass from Mark Johnson (1:37)
S 21, 1974	South Carolina	A	W	20-14	Larry Martinez 1-yard run (4:53)
O 5, 1974	Purdue	H	W	16-14	Tony Benjamin 1-yard run (8:18)
O 18, 1975	Clemson	H	W	25-21	Tony Benjamin 19-yard run (1:38)
N 13, 1976	N.C. State	A	W	28-14	Art Gore 1-yard run (12:46)
O 8, 1977	South Carolina	A	W	25-21	Earl Cook 30-yard interception return (4:45)
O 29, 1977	Georgia Tech	A	W	25-24	Tom Hall 7-yard pass from Mike Dunn (Scott Wolcott PAT) (0:13)
S 23, 1978	South Carolina	H	W	16-12	Greg Rhett 26-yard run (3:07)
S 15, 1979	East Carolina	H	W	28-14	Stanley Driskell 6-yard run (14:54)
S 26, 1981	Virginia	A	W	29-24	Mike Grayson 2-yard run (0:59)
O 10, 1981	Virginia Tech	H	W	14-7	Dennis Tabron 10-yard interception return (0:56)
S 4, 1982	Tennessee	A	W	25-24	Joel Blunk 13-yard run (John Tolish PAT) (10:31)
N 20, 1982	North Carolina	H	W	23-17	Carl Franks 5-yard pass from Ben Bennett (0:26)
N 5, 1983	Wake Forest	A	W	31-21	Mike Grayson 1-yard run (12:46)
N 12, 1983	N.C. State	H	W	27-26	Mark Militello 7-yard pass from Ben Bennett (0:26)
S 8, 1984	Indiana	H	W	31-24	Julius Grantham 1-yard run (1:33)
N 17, 1984	N.C. State	A	W	16-13	Ken Harper 29-yard field goal (1:52)
N 23, 1984	North Carolina	A	W	23-21	Doug Green 5-yard pass from Steve Slayden (1:10)
N 8, 1986	Wake Forest	H	W	38-36	Doug Peterson 32-yard field goal (0:07)
S 19, 1987	Vanderbilt	H	W	35-31	Stanley Monk 2-yard run (3:45)
O 1, 1988	Vanderbilt	A	W	17-15	Doug Peterson 44-yard field goal (3:45)
O 29, 1988	Georgia Tech	A	W	31-21	Doug Peterson 37-yard field goal (9:12)
N 19, 1988	North Carolina	H	W	35-29	Roger Boone 6-yard run (0:23)
S 30, 1989	Clemson (-/7)	H	W	21-17	Chris Brown 7-yard pass from Billy Ray (3:18)
S 8, 1990	Northwestern	A	W	27-24	Marc Mays 9-yard pass from Dave Brown (0:38)
O 6, 1990	Army West Point	A	W	17-16	Randy Cuthbert 6-yard run (Randy Gardner PAT) (2:48)
O 26, 1991	Maryland	A	W	17-13	Brad Breedlove 27-yard pass from Dave Brown (11:56)
S 10, 1994	East Carolina	H	W	13-10	Tom Cochran 28-yard field goal (6:14)
S 15, 1994	Clemson (25/-)	H	W	19-13	Ray Farmer blocked punt recovery in end zone (3:37)
S 9, 1995	Rutgers	H	W	24-14	Joe Opalenick 13-yard pass from Spence Fischer (4:08)
S 16, 1995	Army West Point	A	W	23-21	Tom Cochran 28-yard field goal (0:04)
S 20, 1997	Army West Point	H	W	20-17	Sims Lenhardt 27-yard field goal (0:51)
O 10, 1998	Wake Forest	A	W	19-16	Sims Lenhardt 32-yard field goal (1:48)
O 9, 1999	Virginia	A ^{OT}	W	24-17	Benjamin Watson 7-yard pass from Spencer Romine (2nd OT)
O 30, 1999	Maryland	A	W	25-22	Scottie Montgomery 14-yard pass from Spencer Romine (1:42)
S 13, 2003	Rice	H ^{OT}	W	27-24	Brent Garber 30-yard field goal (1st OT)
N 13, 2004	Clemson	H	W	16-13	Matt Brooks 53-yard field goal (0:00)
O 31, 2009	Virginia	A	W	28-17	Conner Vernon 42-yard pass from Thaddeus Lewis (3:45)
N 6, 2010	Virginia	H	W	55-48	Desmond Scott 35-yard run (0:40)
S 17, 2011	Boston College	A	W	20-19	Sean Renfree 1-yard run (9:57)
O 1, 2011	FIU	A	W	31-27	Juwan Thompson 9-yard run (6:52)
S 29, 2012	Wake Forest	A	W	34-27	Anthony Boone 4-yard run (11:35)
O 20, 2012	North Carolina	H	W	33-30	Jamison Crowder 5-yard pass from Sean Renfree (0:13)
S 7, 2013	Memphis	A	W	28-14	Issac Blakeney 22-yard pass from Brandon Connette (9:50)
O 19, 2013	Virginia	A	W	35-22	Braxton Deaver 47-yard pass from Brandon Connette (11:44)
N 9, 2013	N.C. State	H	W	38-20	Brandon Connette 5-yard run (3:31)
N 30, 2013	North Carolina (24/-)	A	W	27-25	Ross Martin 27-yard field goal (2:22)
O 18, 2014	Virginia	H	W	20-13	David Reeves 3-yard pass from Thomas Sirk (7:23)
N 1, 2014	Pittsburgh (24/-)	A ^{OT}	W	51-48	Thomas Sirk 5-yard run (2nd OT)
N 8, 2014	Syracuse (22/-)	A	W	27-10	Jamison Crowder 52-yard punt return (12:45)
O 24, 2015	Virginia Tech (24/-)	A ^{OT}	W	45-43	Erich Schneider 25-yard pass from Thomas Sirk (Thomas Sirk 2-point conversion) (4th OT)
D 26, 2015	Indiana	N ^{15 OT}	W	44-41	Ross Martin 36-yard field goal (1st OT)
S 24, 2016	Notre Dame	A	W	38-35	AJ Reed 19-yard field goal (1:24)
S 23, 2017	North Carolina	A	W	27-17	Shaun Wilson 1-yard run (6:09)
N 25, 2017	Wake Forest	A	W	31-23	Daniel Jones 1-yard run (13:53)
N 30, 2019	Miami	H	W	27-17	Deon Jackson 2-yard run (9:37)

See page 103 for neutral site key

DUKE VS. NO. 1 (AP Poll)

Final Score	Date	Location
[1] Pittsburgh 10, [18] Duke 0	November 27, 1937	Durham, N.C.
[1] Army 48, [19] Duke 13	October 27, 1945	New York, N.Y.
[1] Army 19, [13] Duke 0	October 26, 1946	New York, N.Y.
[1] LSU 50, Duke 18	November 8, 1958	Baton Rouge, La.
[1] Notre Dame 64, Duke 0	November 12, 1966	South Bend, Ind.
[1] Ohio State 34, Duke 10	October 3, 1970	Columbus, Ohio
[1] Michigan 21, Duke 9	September 17, 1977	Ann Arbor, Mich.
[1] Florida State 45, Duke 7	September 4, 1993	Durham, N.C.
[1] Florida State 70, Duke 26	September 2, 1995	Orlando, Fla.
[1] Florida State 51, Duke 23	October 2, 1999	Jacksonville, Fla.
[1] Alabama 62, Duke 13	September 18, 2010	Durham, N.C.
[1] Florida State 45, [20] Duke 7	December 7, 2013	Charlotte, N.C.

DUKE • HEISMAN TROPHY BALLOTING

Year	Player	Place	Winner, School
1936	Ace Parker	6th	Larry Kelly, Yale
1938	Dan Hill	10th	Davey O'Brien, TCU
1941	Steve Lach	9th	Bruce Smith, Minnesota
1963	Jay Wilkinson	9th	Roger Staubach, Navy

DUKE VS. HEISMAN TROPHY RECIPIENTS

Doc Blanchard, Army (1945 recipient)

[2] Army 27, Duke 7	October 21, 1944	New York, N.Y.	Blanchard: 13-64 rushing, 1 TD; 2-15 receiving; 4-223 KOR; 1-43 punting
[1] Army 48, [19] Duke 13	October 27, 1945	New York, N.Y.	Blanchard: 6-64 rushing, 1 TD; 1-59 receiving, 1 TD; 6-324 KOR
[1] Army 19, [13] Duke 0	October 26, 1946	New York, N.Y.	Blanchard: 17-114 rushing

Glenn Davis, Army (1946 recipient)

[2] Army 27, Duke 7	October 21, 1944	New York, N.Y.	Davis: 7-63 rushing, 1 TD; 2-33 PR
[1] Army 48, [19] Duke 13	October 27, 1945	New York, N.Y.	Davis: 7-63 rushing, 1 TD; 3-of-3 passing, 67 yards; 5-52 PR; 1 INT defense
[1] Army 19, [13] Duke 0	October 26, 1946	New York, N.Y.	Davis: 15-76 rushing; 2-42 receiving, 2 TDs; 1-of-3 passing, 28 yards; 2-71 punting

Howard Cassidy, Ohio State (1955 recipient)

[11] Duke 20, [14] Ohio State 14	October 15, 1955	Columbus, Ohio	Cassidy: 11-40 rushing; 1-of-5 passing, 14 yards, 2 INTs; 38-yard PR for TD
----------------------------------	------------------	----------------	---

Billy Cannon, LSU (1959 recipient)

[1] LSU 50, Duke 18	November 8, 1958	Baton Rouge, La.	Cannon: 8-53 rushing, 1 TD; 2-72 receiving, 1 TD; 2 PATs; 2-72 punting
---------------------	------------------	------------------	--

Joe Bellino, Navy (1960 recipient)

[13] Duke 19, [4] Navy 10	November 5, 1960	Durham, N.C.	Bellino: 20-62 rushing; 4-62 receiving; only game in 1960 without a TD
---------------------------	------------------	--------------	--

Roger Staubach, Navy (1963 recipient)

[2] Navy 38, Duke 25	November 16, 1963	Durham, N.C.	Staubach: 7-14 passing, 122 yards, 1 INT; 12-72 rushing, 1 TD
Navy 27, Duke 14	November 14, 1964	Annapolis, Md.	Staubach: 21-of-30 passing, 217 yards, 1 INT; 17-91 rushing, 1 TD; 1-59 punting

Tony Dorsett, Pittsburgh (1976 recipient)

[2] Pittsburgh 44, Duke 31	October 2, 1976	Durham, N.C.	Dorsett: 31-129 rushing, 1 TD; 2-11 receiving
----------------------------	-----------------	--------------	---

George Rogers, South Carolina (1980 recipient)

Duke 25, South Carolina 21	October 8, 1977	Columbia, S.C.	Rogers: 15-68 rushing, 1 TD; 1-5 receiving
Duke 16, South Carolina 12	September 23, 1978	Durham, N.C.	Rogers: 23-150 rushing, 1 TD; 1-5 receiving; 1-0 KOR
South Carolina 35, Duke 0	September 22, 1979	Columbia, S.C.	Rogers: 28-161 rushing, 2 TD
[17] South Carolina 20, Duke 7	October 11, 1980	Columbia, S.C.	Rogers: 36-224 rushing, 1 TD; 2-6 receiving

Charlie Ward, Florida State (1993 recipient)

[4] Florida State 48, Duke 21	September 5, 1992	Tallahassee, Fla.	Ward: 17-of-33 passing, 269 yards, 4 TDs, 4 INTs; 9-84 rushing, 1 TD
[1] Florida State 45, Duke 7	September 4, 1993	Durham, N.C.	Ward: 22-of-31 passing, 272 yards, 2 TD; 5-41 rushing, 1 TD

Chris Weinke, Florida State (2000 recipient)

[11] Florida State 62, Duke 13	September 19, 1998	Tallahassee, Fla.	Weinke: 11-of-19 passing, 241 yards, 3 TDs; 3-(-13) rushing
[1] Florida State 51, Duke 23	October 2, 1999	Jacksonville, Fla.	Weinke: 19-of-27 passing, 290 yards, 5 TDs, 1 INT; 1-(-7) rushing
[7] Florida State 63, Duke 14	October 14, 2000	Tallahassee, Fla.	Weinke: 37-of-47 passing, 536 yards, 5 TDs, 1 INT; 1-(-9) rushing

Mark Ingram, Alabama (2009 recipient)

[1] Alabama 62, Duke 13	September 18, 2010	Durham, N.C.	Ingram: 9-151 rushing, 2 TD
-------------------------	--------------------	--------------	-----------------------------

Jameis Winston, Florida State (2013 recipient)

[1] Florida State 45, [20] Duke 7	December 7, 2013	Charlotte, N.C.	Winston: 19-of-32 passing, 330 yards, 3 TDs, 2 INTs; 10-59 rushing, 1 TD
-----------------------------------	------------------	-----------------	--

Johnny Manziel (2012 recipient)

[20] Texas A&M 52, [22] Duke 48	December 31, 2013	Atlanta, Ga.	Manziel: 30-of-38 passing, 382 yards, 4 TDs; 11-73 rushing, 1 TD
---------------------------------	-------------------	--------------	--

Lamar Jackson (2016 recipient)

[7] Louisville 24, Duke 14	October 14, 2016	Louisville, Ky.	Jackson: 13-of-26 passing, 181 yards, 1 TD; 21-144 rushing, 1 TD
----------------------------	------------------	-----------------	--

DUKE VS. REIGNING NATIONAL CHAMPIONS

Final Score	Date	Location
[3] Duke 7, [4] Pittsburgh 0	November 26, 1938	Durham, N.C.
[1] Army 48, [19] Duke 13	October 27, 1945	New York, N.Y.
[1] Army 19, [13] Duke 0	October 26, 1946	New York, N.Y.
[10] Duke 7, [11] Tennessee 0	October 4, 1952	Durham, N.C.
[11] Duke 20, [14] Ohio State 14	October 15, 1955	Columbus, Ohio
Oklahoma 48, [16] Duke 21	January 1, 1958	Miami, Fla.
[4] Southern California 35, Duke 7	September 12, 1975	Los Angeles, Calif.
[20] Clemson 49, Duke 14	October 16, 1982	Clemson, S.C.
Georgia Tech 17, Duke 6	November 2, 1991	Durham, N.C.
[9] Florida State 59, [16] Duke 20	October 29, 1994	Tallahassee, Fla.
[7] Florida State 63, Duke 14	October 14, 2000	Tallahassee, Fla.
[1] Alabama 62, Duke 13	September 18, 2010	Durham, N.C.

ALL-TIME LETTERMEN

A • A • A

Abbott, Ken HB	1930-31-32	Monongahela, Pa.
Abdella, Dixie DE	1968	Middletown, N.J.
Abdul-Aleem, Zaid DB	1992-93-94	Chicago, Ill.
Adams, Dan T	1950	Waycross, Ga.
Adams, David DT	1982-83-84-85	Stone Mountain, Ga.
Adams, Deon WR	2003-04-05	Greensboro, N.C.
Adams, Eric RB	2012, 14	Gulf Breeze, Fla.
Adams, Rex G	1961	Oak Hill, W. Va.
Adams, Robert E	1965	Atlanta, Ga.
Adams, William OB	1927	Wilson, N.C.
Addesa, Mike RB	1977-78	Old Forge, Pa.
Addo, Peace OT	2019-20	Silver Spring, Md.
Adkins, Emery C	1929-30-31	Durham, N.C.
Adwaters, Orlando DL	1993-94-95	Lithonia, Ga.
Aguanno, Giuseppe LB	2001-02-03-04	Farrell, N.Y.
Ajeigbe, Joseph RB	2014-15-16	Riverside, Calif.
Akinbiyi, Greg DE	2005-06-07-08	Miami, Fla.
Alabaster, Robert G	1936-37-38	Baldwin, N.Y.
Alberto, Mike OG	1997-98-99-2000	Hickory, N.C.
Albright, Robert QB	1972	Pretty Prairie, Kan.
Albright, Stuart OL	1988-89-90-91	Greensboro, N.C.
Alderfer, Steve OL	1990-91-92-93	Chalfont, Pa.
Alderman, Ralph LB	1981-82-83-84	Roselle, N.J.
Aldridge, Bryant FB	1953-54-55	Kinston, N.C.
Aldridge, T.	1923-24	Durham, N.C.
Alexander, Jack FB	1933-34-35	Asheville, N.C.
Alexander, Jalen S	2019-20	Loganville, Ga.
Alexander, John G	1966-67	Rocky Mount, N.C.
Alexander, Phillip LB, DE	2001-02-03-04-05	Bronx, N.Y.
Algor, Jack DT	1977-78	Spring Lake Heights, N.J.
Allen, Anthony DL	1986-87-88-89	Old Fort, N.C.
Allen, Louis T	1946-47-48-49	Greensboro, N.C.
Allen, Mark LB	1988-89-90-91	Trumbull, Conn.
Allie, Butch FB, C	1958-59-60	Statesville, N.C.
Allis, Terrence WR	2014	Miami Gardens, Fla.
Altman, Don QB	1959-60	Freeport, Pa.
Ament, Bryan WR	1998, 2000	Berwick, Pa.
Ament, Randy LB	1997-98-99-2000	King of Prussia, Pa.
Anderson, Andy TE	1986, 88-89	Yardley, Pa.
Anderson, Chip DT	1981-82-83	Lexington, N.C.
Anderson, Grissim RB	2020	Louisville, Tenn.
Anderson, Mark DB	1993-94	College Station, Texas
Anderson, Jackson LS	2009-10-11-12	Frisco, Texas
Anderson, Preston DL	1988-89-90-91	Norwalk, Conn.
Anderson, Robert T	1949-50	Lynn, Mass.
Andreask, Andy LB	1984-85-86-87	Glen Ellyn, Ill.
Andrew, Troy C	1997-98-99-2000	Klein, Texas
Andrews, Howard G	1932	Asheville, N.C.
Andrews, Reggie DT	1982-83-84-85	Concord, N.C.
Anunike, Kenny TE, DE	2009-10-11-12-13	Galena, Ohio
Aprahamian, Marcus OG	2013-14	Brookfield, Wis.
Arendt, Chris DL	1980-81-82	Abbottstown, Pa.
Armstrong, Mike DE	1980-81	East Grand Rapids, Mich.
Arnold, Pat T	1943	Hattiesburg, Miss.
Arnold, Ross T	1965-66	Atlanta, Ga.
Arrington, Joel HB	1959-60-61	Thomasville, Ga.
Asack, Paul K	2011	Newton, Mass.
Asack, Phil FB, LB	1968-69-70	West Bridgewater, Mass.
Asack, Zack QB	2005, 07-08	Newton, Mass.
Ashby, Donald C	1965	Nassawadox, Va.
Astley, Robert G	1965	Miami, Fla.
Atherholt, George E	1956-57	Norwood, Pa.
Atkinson, Doug DE	1986-87-88-89	Devon, Pa.
Atkinson, Mike RB	1981-82-83-84	Princeton, N.C.
Auryansen, Todd DB	1971	East Northport, N.Y.
Austin, Ed E	1944-45-46-47-48	Portsmouth, Va.
Austin, Troy DT	1997-98-99-2000	Orange, N.J.
Aye-Darko, Adrian S	2005-06-07-08	Stevenson Ranch, Calif.

B • B • B

Bachstein, Joey TE	1996-97-98	Merritt Island, Fla.
Bacon, Paul C	1979-80	Flat Rock, N.C.
Badgett, Clarence G	1935-36-37	Mount Airy, N.C.
Bagley, Carlos LB	1992-93-94-95	Marietta, Ga.
Baglien, Don FB	1967-68-69	Newport, Ky.
Bailey, Bill E	1936-37-38-39	Lexington, N.C.
Bailey, Patrick DE, LB	2004-05-06-07	Elmendorf, Texas
Baird, Weldon DB	1973-74	Maryville, Tenn.
Baird, William HB	1962-63	Pikeville, Ky.
Baker, Bill OE	1969-70-71	Elmira, N.Y.

Baker, Zach OG	2016-17-18-19	Green Cove Springs, Fla.
Baldinger, Brian OG	1979-80-81	Massapequa Park, N.Y.
Baldwin, Robert RB	1991-92-93-94	DeLand, Fla.
Balitsaris, George HB	1943	Pittsburgh, Pa.
Ball, Tim RB, LB	2004, 06-07	Carrollton, Texas
Bamberger, Greg OT	1978-79-80-81	Phoenixville, Pa.
Banks, Adam LB	2007-08-09-10	Asheville, N.C.
Banner, Kane WR	2016	Lumberton, N.C.
Barger, Jerry QB	1951-52-53-54	Salisbury, N.C.
Barner, Glen LB	1979-80-81-82-83	Aberdeen, N.C.
Barnes III, Edwin WR	2020	Charlotte, N.C.
Barnes, Johnell WR	2013-14	Lehigh Acres, Fla.
Barnett, Bob C	1939-40-41	Albany, Ga.
Barney, Mike RB	1974-75-76-77	Haddon Heights, N.J.
Barrett, John	1921	Raleigh, N.C.
Barrett, Drew III HB, DB	1965	Camp Lejeune, N.C.
Barringer, Jeff DE	1982-83	Salisbury, N.C.
Barringer, Jerry G	1965-66	Concord, N.C.
Bartal, Jim E	1956-57-58	Gary, Ind.
Barton, Graham OG	2020	Brentwood, Tenn.
Baskervill, Bob G	1937-38	Warrenton, N.C.
Bass, Ernest HB, E	1954-55-56	Durham, N.C.
Battler, Jeremy WR	2000	Birmingham, Mich.
Bauta, Lavdrim OL	2004-05	Brooklyn, N.Y.
Baydoun, Nader HB	1970	Dearborn, Mich.
Bayer, Luke C, OG	2001-02-03	Gainesville, Fla.
Bayless, Hugh G, K	1972-73	West Palm Beach, Fla.
Beamer, Ernest E	1941-42-43	Mount Airy, N.C.
Beasley, Fred HB	1954-55-56	Henderson, N.C.
Beasley, Robert E	1962-63	Durham, N.C.
Beath, Andy E, WB, DB	1965-66-67	Clearwater, Fla.
Beattie, John OL	1987	Costa Mesa, Calif.
Beatty, Bob C	1941	Ridley Park, Pa.
Beaver, Robert HB	1929	Spencer, N.C.
Beckett, Justin OL	1982-83-84-85	Boston, Mass.
Beilinson, Dan TE	2013, 15-16	Cary, N.C.
Bell, Alex FB	1963	Raleigh, N.C.
Bell, Floyd HB	1957-58-59	Rocky Mount, N.C.
Bell, Sheldon WR	2007-08-09	Baltimore, Md.
Belue, Walter HB, QB	1932-33	Charlotte, N.C.
Bengel, Paul C	1960-61-62	Arnold, Pa.
Benion, Bob DT, OG	2002, 04	Milton, Pa.
Benjamin, Tony FB	1973-74-75-76	Monessen, Pa.
Bennett, Ben QB	1980-81-82-83	Sunnyvale, Calif.
Bennett, C.G. E	1925, 27	Durham, N.C.
Bennett, Johnndre WR	2015	Pearcy, Ark.
Bennett, Michael RB	1973	Ft. Walton Beach, Fla.
Benson, Robert E	1954-55-56	Sanford, N.C.
Berdan, Scott LB	1990-91-92	Norcross, Ga.
Bere, Tinashe LB	2015-16-17	Cincinnati, Ohio
Berger, Robert G	1951-52	Coalgood, Ky.
Bernard, Brian DL	1986-87-88	Cocoa Beach, Fla.
Berry, Alan G	1964	Fort Thomas, Ky.
Berry, Jean G	1960-61-62	Mooreville, N.C.
Berry, Lewis T	1951	Durham, N.C.
Best, Chris OL	2002-03-04	Calgary, Alberta
Bethune, E.P. C, B	1942, 46	Arlington, Va.
Bickel, Randy OT	1976-77	Durham, N.C.
Bickel, Robert HB, FB	1950-51	Reading, Pa.
Biddle, Dick LB	1967-68-69-70	Parkersburg, W. Va.
Birchfield, Jesse T, G	1952-53-54-55	Elizabethton, Tenn.
Birmingham, Mark TE	2017-18-19-20	Ashburn, Va.
Bishop, David DT	1976	St. Petersburg, Fla.
Black, Leonard E	1954	Fayetteville, N.C.
Blackwell, Greg DE	1980-81-82-83-84	Coatesville, Pa.
Blackwell, Josh CB	2018-19-20	Buford, Ga.
Blakeney, Issac TE, WR	2012-13-14	Monroe, N.C.
Blalock, Bill G	1951	Lexington, N.C.
Blaney, Bernie HB	1954-55-56	Newark, Del.
Blaser, Casey OT	2014-15-16	Charlotte, N.C.
Blount, Lamar HB	1943	Philadelphia, Miss.
Blunk, Joel RB	1980-81-82-83	Webster Groves, Mo.
Bobo, Jake WR	2018-19-20	Belmont, Mass.
Bochow, Brian OE	1969	Mt. Vernon, N.Y.
Boden, Zach RB	2015-16	Atlanta, Ga.
Bodkin, Robin OG, DT	1965-66-67	South Charleston, W. Va.
Boeckman, Will DE	2013	Columbus, Ohio
Boehme, Parker QB	2014-15-16-17	Jacksonville Beach, Fla.
Bokinsky, George QB	1940-41	Windber, Pa.
Boland, Michael DB	1989-90-91	McHenry, Ill.
Bolich, Marion FB	1925-26-27	Winston-Salem, N.C.

Boling, Floyd	1922	Siler City, N.C.
Boling, Jim T	1935	Siler City, N.C.
Bombard, Ken OG, OT	1967-68-69	Silver Spring, Md.
Bomgardner, Mike FB	1972-73-74	Haddon Heights, N.J.
Boniewicz, Joe OG	2003	Dunmore, Pa.
Bonin, Carl G	1951-52	Englewood, N.J.
Boone, Anthony QB	2011-12-13-14	Weddington, N.C.
Boone, Greg RB	1979-80-81-82	Bel Air, Md.
Boone, Roger RB	1987-88-89	Lake Braddock, Va.
Borbely, Jim FB	1943	New Brunswick, N.J.
Borders, Breon CB	2013-14-15-16	Statesville, N.C.
Bosetti, Art FB	1970-71	Wexford, Pa.
Bosson, Dave T	1959-60	Cliifton, N.J.
Bostian, Ronald G	1958-59	Salisbury, N.C.
Bostock, Roy FB	1961	Edina, Minn.
Boswell, Thomas	1922	
Bowen-Sims, Malik WR	2020	Mount Juliet, Tenn.
Bowers, Frank G	1937	Petersburg, Va.
Bowers, Fred DB	1972-73-74	Thomson, Ga.
Bowker, Jim DB	1983-84, 86	Wrightsville Beach, N.C.
Bowling, Danny OL	2006	Atlanta, Ga.
Bowser, Charles DE	1978-79-80-81	Plymouth, N.C.
Boyce, Brandon DT	2015-16	Fort Lauderdale, Fla.
Boyd, Dale HB, QB	1953, 55	Huntington, W. Va.
Boyd, Jared CB	2014	Stone Mountain, Ga.
Boyetette, Re'quan RB	2005-06-07-08-09	Wilson, N.C.
Boyle, Justin RB	2004-05-06-07	Acworth, Ga.
Bozick, Peter WR	1972	Camp Springs, Md.
Brabson, Roy OT	1983-84-85	Atlanta, Ga.
Bracey, Scott WR	2017-18-19	Richmond, Va.
Bracy, Biff HB	1963-64	Orangeburg, S.C.
Bradley, Bob LB, DE	1969	Mount Airy, N.C.
Bradshaw, Jim C	1943	Montgomery, Ala.
Brady, Tom FL	1996, 98	Omaha, Neb.
Branch, Chris WR	1998	Raleigh, N.C.
Brandner, Gabe OT	2014-15-16-17	Blythewood, S.C.
Branion, Joby DB	1981-82-83-84	Wareham, Mass.
Brannon, Donald HB, QB	1965-66-67	Graham, N.C.
Braulley, Jeff C	1984, 86	Alexandria, Ky.
Braxton, Brandon WR, S	2010-11-12	Charlotte, N.C.
Brazil, Tim OG	1977-78	Glen Mills, Pa.
Breedlove, Brad WR	1990-91-92-93	Homosassa, Fla.
Brewer, P.O. QB, FB	1929-30-31	Winston-Salem, N.C.
Brice, Chase QB	2020	Grayson, Ga.
Bridges, Daniel HB	1960-61-62	Hampton, Va.
Brienza, Rich TE	1972-73	Valley Stream, N.Y.
Brinkman, John TE	1979-80	Fayette City, Pa.
Bristow, Jacques S	2013	Cherry Hills Village, Colo.
Brittingham, Scott DB	1988-89-90	Salisbury, Md.
Britton, O.C. C, G, T	1933-34	Durham, N.C.
Broadie, Stanley FB, RB	1977, 79	Kenansville, N.C.
Broadnax, Cory LB	2001	Raleigh, N.C.
Brock, Tim WR	1975-76	Elmwood Park, N.J.
Brodhead, Robert QB	1956-57-58	Kittanning, Pa.
Brodner, Jake C	2016	Glen Ellyn, Ill.
Brooks, Dan DB	1975-76-77-78	Denville, N.J.
Brooks, Eugene E	1950-51	Durham, N.C.
Brooks, Greg LB	1974-75	Fairfax, Va.
Brooks, James WR	2008	Carson, Calif.
Brooks, Matt P, K	2001-02-03-04	Miami, Fla.
Brower, Bobby RB	1978-79-80	Vienna, Va.
Browning, Brittain RB	2017-18-19	Canton, Ga.
Brown, Charlie DT	1973-74	Canton, N.C.
Brown, Chris FB	1988-89-90-91	Washington, D.C.
Brown, Craig LB	1979-80	Bel Air, Md.
Brown, Dave QB	1989-90-91	Westfield, N.J.
Brown, Ed DB	1978-79-80	Cherry Hill, N.J.
Brown, Elijah DT	2019	Charlotte, N.C.
Brown, James WB, HB	1949-50	Miami, Fla.
Brown, Jeff LB	1987	Dunwoody, Ga.
Brown, Kelby LB	2010-11, 13, 15	Matthews, N.C.
Brown, Kyler LB	2012-13-14-15	Matthews, N.C.
Brown, Marvin WR	1978-79-80	Hampton, Va.
Brown, Wyatt	1922	Greenville, N.C.
Browning, Arthur G	1958-59-60	Portsmouth, Va.
Browning, Craig QB	1979-80	Fayetteville, N.C.
Brownlee, John HB	1930-31-32	Philadelphia, Pa.
Bruce, Jamal DT	2011-12-13-14	LaGrange, Ga.
Bruggers, Johannes LB	1994, 96	New York, N.Y.
Brummitt, Fred C	1926-27-28	Oxford, N.C.
Brummitt, Ricky P	1977-78-79	Oxford, N.C.

Brunansky, Joe T	1935-36-37	Beaver Falls, Pa.
Bruneau, Bronson LS, TE	2017	Lakeville, Minn.
Brunson, Darryl DE	1981-82-83-84	St. Louis, Mo.
Bruton, Robert	1926	Candor, N.C.
Bryan, Bill T	1929-30-31	Winston-Salem, N.C.
Bryan, Billy C	1973-74-75-76	Burlington, N.C.
Bryant, Andy NG	1996	Dunwoody, Ga.
Bryant, Clyde E	1948-49	Raleigh, N.C.
Bryant, D. OB	2000-01	Detroit, Mich.
Bryant, Derek WR, DE	2003-04	Richmond, Va.
Bryant, L.G. OE	1970	Chatham, Va.
Brzezinski, Nick TE	2000-01	Livonia, Mich.
Budinger, John OG	1981	Pelham, N.Y.
Buie, Sam OB	1927-28-29	Winston-Salem, N.C.
Bulleit, Clark C	2018	Tampa, Fla.
Bullock, Aaron DB	1992-93-94	McKee City, N.J.
Bullock, Ed HB	1923-24-25	Norfolk, Va.
Bumgarner, Dwight E, T	1958-59-60	Lexington, N.C.
Bumgarner, Tim OT	1979-80-81-82	High Point, N.C.
Bunch, Curtiss DL	1993-94-95-96	Brooksville, Fla.
Buoniconti, Nick LB	1982-83-84-85	Miami, Fla.
Burch, Dave HB, FB	1958-59-60-61	Canton, N.C.
Burdette, Marvin E	1962-63-64	College Park, Ga.
Burdine, Lyle LB	1996, 98	Arlington, Texas
Burger, Tom G	1985-86-87	Maytown, Pa.
Burke, Paul OL	1983-84-85-86	Hornell, N.Y.
Burns, Gordon C	1937, 39	Asheville, N.C.
Burns, Thomas E, G	1940-41-42	Winston-Salem, N.C.
Burris, David WR	1981	Cedar Falls, Iowa
Burrows, Bob G	1951-52-53	Asheboro, N.C.
Burt, Doug FL	1998	Hampton, Va.
Bush, Jack T	1943	Jacksonville, Fla.
Bush, Jack FB, E	1960	Palatka, Fla.
Bussey, Joe HB	1965	Chesapeake, Va.
Butler, Lee CB, S	2008-09-10-11-12	Anderson, S.C.
Butler, Lex CB	2012	Anderson, S.C.
Byas, Jordan S	2009-10-11-12	Lynn Haven, Fla.
Byrd, Bill B	1942	Columbia, S.C.
Byrd, Wade C	1956-57-58	Spindale, N.C.

C • C • C

Cadigan, Tim DT	1977-78	Brockton, Mass.
Cain, Tom OT	1970-71	Pittsburgh, Pa.
Calabrese, Jay FB	1965-66-67	College Park, Md.
Calamari, Bob DB	1984-85-86-87	Lorain, Ohio
Caldwell, Jack FB	1921-22, 24-25	
Caldwell, Mark OE	1964-65	Clinton, Tenn.
Calhoun, Jalon WR	2019-20	Greenville, S.C.
Camero, Casey DT	2003-04-05-06	Tampa, Fla.
Campbell, August LB, S	2010-11	Freeport, Bahamas
Campbell, Bobby QB	1997-98-99-2000	Hicksville, N.Y.
Campbell, Fred T	1953-54	Swarthmore, Pa.
Camper, John DL	1986-87	Wycoff, N.J.
Campitelli, Paul C	2004-05	Chesapeake Beach, Md.
Cannon, Eugene T	1967	Asheboro, N.C.
Canty, Walt S	2009-10-11-12	Roebuck, S.C.
Cape, J.T. LB	2000, 02-03	Watkinsville, Ga.
Cappellano, John HB, DB	1968-69-70	Easton, Pa.
Cappetto, Mike OB	2010	Troy, Mich.
Carbonell, Alberto DT	1979	Coral Gables, Fla.
Cardwell, Joe T, G	1934-35-36	Montgomery, Ala.
Carey, John FB, G	1950-51-52	Ft. Wayne, Ind.
Carlo, John HB, LB	1964-65	Falls Church, Va.
Carlton, Everett FB	1943	Winston-Salem, N.C.
Carlton, Wray HB	1956-57-58	Wallace, N.C.
Carmichael, Zavier LB	2014-15-16-17	Eight Mile, Ala.
Carpenter, Don T, G	1929-30-31	Ayden, N.C.
Carpenter, Robert E	1937	Montchanin, Del.
Carr, Ron OT	2020	Solon, Ohio
Carteaux, Cole LB	2020	Brentwood, Tenn.
Carter, Barney	1922-23	St. Augustine, Fla.
Carter, DeWayne DT	2020	Pickerington, Ohio
Carter, Griffin RB	2018	San Marino, Calif.
Carter, Henley OE	1966-67-68	Fort Defiance, Va.
Carter II, Michael S	2017-18-19-20	Douglasville, Ga.
Carter, Phillip S	2014-15-16	El Dorado Hills, Calif.
Carter, Seth LS	2000-01-02-03	Oklahoma City, Okla.
Carver, Gordon HB	1942-43-44-45	Durham, N.C.
Cash, Jeremy S	2013-14-15	Miami, Fla.
Castor, Chris WR	1978-79-80, 82	Cary, N.C.
Cathy, Richard HB	1925-26	Canton, N.C.
Caudle, Lloyd HB	1951-52-53	Lewisville, N.C.
Cavanaugh, Ed T	1949-50	Waterbury, Conn.
Cerenod, Edgar DT	2015-16-17-19	Miami, Fla.

Cerone, Jim OT	1981	Deer Park, N.Y.
Chambers, Quay WR	2015-16	Monroe, N.C.
Chambers, Rakavius OG	2017-18-19-20	Opelika, Ala.
Chambers, Randy DE	1971-72	Gastonia, N.C.
Chambers, Thomas G	1946-47, 49	Winston-Salem, N.C.
Chambers, Tom OE	1971-72	East Liverpool, Ohio
Chappell, Phillip OT	1993-94-95-96	Sanford, N.C.
Chappell, William	1952	Durham, N.C.
Charbonnet, Daniel CB	2004	The Woodlands, Texas
Charles, Wayne TB	1985-86-87-88	White Plains, N.Y.
Chatham, Kenneth HB	1965-66	Silver Spring, Md.
Cheng, Simon CB	2006	Toronto, Ontario
Chesnut, Edwin E	1960, 62	Charlotte, N.C.
Chesson, Wes P, HB, E	1968-69-70	Edenton, N.C.
Chestnut, Raphael WR	2005-06-07-08	Reidsville, N.C.
Childress, Jack DB	1970-71, 73	Mount Airy, N.C.
Christopher, Jeff DB	1973-74	Winston-Salem, N.C.
Churm, Mike C	1978	Canton, N.C.
Ciepielinski, Drew DT	2001-02-03	Charlotte, N.C.
Cittadino, Benny E	1943, 46-47	Long Branch, N.J.
Clark, Dan TE	1990-91-92-93	Tampa, Fla.
Clark, Darius SS	1996-97-98-99	Tampa, Fla.
Clark, Ernie DE	1972-73, 75	Southern Pines, N.C.
Clark, George HB	1944-45-46-47	Wilson, N.C.
Clark, McCauley HB, E	1935, 37	Loudon, Tenn.
Clark, Randy OB	1960-61	Durham, N.C.
Clayton, Willie OT, DT	1970-71-72	Hampton, Va.
Clements, Darryl WR	1987-88-89-90	Middletown, Ohio
Clinkscale, Brent OB	1980-81-82	Greenville, S.C.
Clyburn, Louis OG	1991-92-93-94	Camden, S.C.
Cobb, Randy WR	1973-74	Garden Grove, Calif.
Cochran, Tom PK	1992-93-94-95	Bethlehem, Pa.
Cockey, James S	2015	Montclair, N.J.
Cockrell, Ross CB	2010-11-12-13	Waxhaw, N.C.
Cofield, Takoby OT	2011-12-13-14	Tarboro, N.C.
Colantuoni, Jim OT	1979-80	Alexandria, Va.
Cole, J.N. T	1929	Hamlet, N.C.
Coleman, Jaylen RB	2019-20	Matthews, N.C.
Coleman, John OG	2010-11-12	Florence, S.C.
Collins, Clarence OG	1992-93-94-95	Forestville, Md.
Collins, Rob OB	2014	St. Davids, Pa.
Colonna, Dave TE	1986-87-88-89	High Point, N.C.
Colyar, Jack OB	2020	Langhorne, Pa.
Combs, Chris DT	1996-97-98-99	Roanoke, Va.
Comer, Jeffrey WR	1976-77-78	Frederick, Md.
Compitello, Joseph LB	1967-68-69	White Plains, N.Y.
Condon, David T, G	1960-61-62	Parma, Ohio
Cone, Matthew K	2020	Louisville, Tenn.
Conner, Bill HB	1953-54	Roanoke, Va.
Connette, Brandon QB	2010, 12-13	Corona, Calif.
Constantino, Paul C	1983-84-85-86	St. Louis, Mo.
Conway, Christian S	2013-14	Bronxville, N.Y.
Cook, Earl DB	1973-74, 76-77	Alexandria, Va.
Cook, Glynn L. C	1943	Columbia, Miss.
Cooper, Jason TE	1984-85-86-87	New Canaan, Conn.
Copley, James E	1943	Weston, W. Va.
Corbett, Bob OB	1974-75	Clarks Summit, Pa.
Corders, Maurice DT	1972-73-74-75	Fayetteville, N.C.
Cornelius, B.O. HB	1932-33-34	Winston-Salem, N.C.
Corpus, Tom DE	1987-88-89	Westlake, Ohio
Cottingham, Andrew FB	1957-58	Laurinburg, N.C.
Courtillet, Marcel OE	1967-68-69	Camp Springs, Md.
Coward, Jeffrey OL	2009	Forsyth, Ga.
Coyne, Steve DB	1986-87	Newtown Square, Pa.
Cox, Billy HB	1948-49-50	Mount Airy, N.C.
Cox, Charles DB	1971-72-73	Mount Airy, N.C.
Cox, Daniel T	1954-55-56	Gainesville, Fla.
Cox, Robert FB	1932-33	Vernon, Texas
Craig, Ahmad DE	2020	Buford, Ga.
Crain, Richard G	1960	Mount Holly, N.J.
Crawford, Fred E, T	1931-32-33	Waynesville, N.C.
Crawford, Laniel DB	1974-75	Wilkes-Barre, Pa.
Crayton, Marc DL	1986-87-88	Bay Village, Ohio
Crenshaw, Keith RB	1978-79-80-81	Caroleen, N.C.
Crieger, Norris OB	1942	Charlotte, N.C.
Crisson, Stan E	1961-62-63	Cherryville, N.C.
Cromartie, Fred G	1962-63-64	Charlotte, N.C.
Cronin, Kevin OB	2006	Middletown, Wis.
Crowder, Jamison WR	2011-12-13-14	Monroe, N.C.
Crowder, John C	1944-45	High Point, N.C.
Cruikshank, Robert FB	1958	Atlanta, Ga.
Crummie, Robert FB	1958-59	Clinton, N.C.
Crute, H. Futz	1920-21, 23	Winston-Salem, N.C.
Culp, Hank G	1924-25, 27	Spencer, N.C.

Culp, James C	1957	Washington, D.C.
Cunningham, Grant NG	1979	Seneca, S.C.
Curran, Robert DB	1985	Houston, Texas
Curran, Tim DL	1989-90-91	Baldwin, N.Y.
Curtis, Mike FB	1962-63-64	Rockville, Md.
Cuthbert, Randy RB	1989-90-91-92	Chalfont, Pa.
Cutler, Richard HB	1957	Preston, Minn.

D • D • D

Dallas, Craig DE	1979	Reidsville, N.C.
Dalton, James G	1961-62	Asheboro, N.C.
Dalmolin, Nicky TE	2020	Cumming, Ga.
Daniel, Keith WR	1987, 89	Hyttsville, Md.
Daniels, Matt S	2008-09-10-11	Fayetteville, Ga.
Dapolito, Chris OB	2002-03-04	Matawan, N.J.
Dargan, Cedric TB	2001, 03-04-05	Jacksonville, N.C.
Darnell, Leonard E	1938-39-40	Winston-Salem, N.C.
Daugherty, John G	1930	Jeanette, Pa.
Davis, Mike DB	1969-70-71	Bay Village, Ohio
Davis, Austin C	2014-15-16-17	Mansfield, Texas
Davis, Charlie C	1942	Tampa, Fla.
Davis, Chris S	2004-05-06-07	Stone Mountain, Ga.
Davis, Fred T	1937	Newport, Vt.
Davis, Jason LB	2000-01	Gainesville, Fla.
Davis, Jasper HB, FB	1938-39-40	Wilson, N.C.
Davis, Jimmy C	1957	Durham, N.C.
Davis, Larry DB, OB	1966-67-68	Portsmouth, Va.
Davis, Lee G, T	1928-29-30	Waynesville, N.C.
Davis, Lee R. DB	1976	Alexandria, Va.
Davis, Robert C	1962-63-64	Aiken, S.C.
Davis, Tim P	1991-92	Pittsburgh, Pa.
Davis, Tom HB, FB	1941-42-43-44	Wilson, N.C.
Davis, Tony CB	2020	Gastonia, N.C.
Davis, William G	1946-47-48	Wilson, N.C.
Deane, Carl OB	1939-40	Charlottesville, Va.
Dearth, Jim OE	1967-68-69	Monroe, Wis.
Deaton, Darrell DB	1980, 82-83	Winston-Salem, N.C.
Deaver, Braxton TE	2011, 13, 15	Charlotte, N.C.
Debolt, Gene C, DE	1967-68-69	Columbus, Ohio
Decker, Todd OB	1992	Raleigh, N.C.
Decker Tom FB	1981-82-83	Westerville, Ohio
Deiter, Bill	1984	Chadds Ford, Pa.
DeLamielleure, Todd LB	1998-99-2000	Durham, N.C.
DeLoatch, Sidney T	1954-55-56	Roanoke Rapids, N.C.
DeLuca, Scott LB	1990	Nutley, N.J.
Dempsey, Larry DB, HB	1966-67-68	Greensboro, N.C.
Dempsey, Luther E	1940-41	Greensboro, N.C.
Demore, Dave DE	1985-86-87	Pittsburgh, Pa.
Denne, Donald T	1957-58-59	Wierton, W. Va.
Denton, Kent QB	1964	Washington, N.C.
DeOrio, Matt RB	1994-95-96-97	Jacksonville, Fla.
DeRogatis, Al, C, T	1945-46-47-48	Newark, N.J.
Derrickson, Vernon	1920-21	Dover, Del.
DeSmyter, Randy K	2006	Anderson, S.C.
DeStefano, Frank OT	1976-77	Webster, N.Y.
Deveaux, Elijah RB	2019	Waxhaw, N.C.
DeVine, Gene OT, TE	1974	West Bridgewater, Mass.
DeVolentine, Joe E	1939	Miami, Fla.
Devonshire, James FB, TB, E	1965-66-67	Carney's Point, N.J.
DeWalt-ONDijo, Jordan DE	2011-12-13-14	Prairie View, Texas
Dewan, Brendan LB	2002-03-04-05	Austin, Texas
Deyton, Robert G	1950	Raleigh, N.C.
Diamond, Gus G	1945	Burgettstown, Pa.
Diamond, Luca OB	2020	Venice, Calif.
Dickerson, Rodney DB	1986-87-88-89	Knightdale, N.C.
Dill, David	1973	Fort Scott, Kan.
Dilweg, Anthony OB, P	1985-86-87-88	Bethesda, Md.
Diminick, Mike DB	1985-86-87-88	Mount Carmel, Pa.
Dimukeje, Victor DE	2017-18-19-20	Baltimore, Md.
Dixon, John HB	1968	Nashville, Tenn.
Dixon, Rich DE	1974	Mechanicsburg, Pa.
Doby, Larry DB	1977-78	Montclair, N.J.
Dolan, John LB	1981, 83	Atlanta, Ga.
Dollar, Steve OL	1994	Garland, Texas
Dorsey, Stanley WR	1990-91-92-93	Baltimore, Md.
Douglas, Chris TB	2000-01-02-03	Sherrills Ford, N.C.
Douglas, T.J. CB	2014	Fort Myers, Fla.
Dow, Robert HB	1965-66	Short Beach, Conn.
Dowell, Bubba OG	1978	Louisville, Ky.
Dowling, Mike FB	2004-05	Baltimore, Md.
Downs, Greg WR	1986-87, 89	Dunwoody, Ga.
Doyle, Danny DE	2016-17	Bradenton, Fla.
Drescher, Eric LB	1978-79	Hershey, Pa.
Drew, John DT	2009	Midland, Ga.

Driggers, Jack K	2017-18-20	Tallahassee, Fla.
Driskell, Stanley QB	1977-78-79	Atlanta, Ga.
Drulis, Charles OE	1963-64-65	St. Louis, Mo.
Drum, Robert OL	2009	Hoover, Ala.
Drummer, Ronnie RB	2004-05-06-07	Salinas, Calif.
Drye, Carl G	1958	China Grove, N.C.
DuBose, Keith DB	1989-90-91-92	Sarasota, Fla.
Duke, Aaron C	1996-97	Thomasville, Ga.
Dufala, Greg OL, NG	1999-2000-01	Erie, Pa.
Duffy, Colin LS	2017	Newport Beach, Calif.
Dukes, Curt QB	2004-05	Stony Point, N.C.
Dull, John OG	1969-70-71	Rutherford, N.J.
Dunaway, Dave OE	1964-65-66	Jacksonville, Fla.
Duncan, Bill E	1945, 47-48	Morganton, N.C.
Duncan, Jela RB	2012-13, 15-16	Charlotte, N.C.
Dunlap, E.B. C	1932-33-34	Lawton, Okla.
Dunlap, Erik OG	1996	Garner, N.C.
Dunlap, Jack G	1932-33-34	Lawton, Okla.
Dunn, Andy OL	1989	Little Rock, Ark.
Dunn, Mike QB	1975-76-77-78	Hampton, Va.
Dupler, Phil FB	1956-57	Frankfort, Ind.
Dupree, Terrence TE	1996-97-98-99	Seffner, Fla.
Durant, Mataeo RB	2018-19-20	McCormick, S.C.
Durner, Gus T	1933-34-35	Asheville, N.C.
Dusek, David DE	1973-74-75	McLean, Va.
Dutrow, George HB	1956-57-58	Washington, D.C.
Dyer, Marcus TE, FB	1988-89-90-91	Burlington, N.C.

E • E • E

Eanes, Thomas G	1925-26	Lexington, N.C.
Earngey, Willard G, E, HB	1935-36-37	Rockford, Ill.
Earon, Blaine E	1949-50-51	Altoona, Pa.
East, Joel DL, OL	2004-05	Cambridge, Ohio
Eaves, Willard HB, QB	1938-39	Athens, Tenn.
Eberdt, Sam FB, QB	1953-54	Arlington, Va.
Ebinger, Phil C	1980-81-82-83	Atlanta, Ga.
Econn, Chris LB	1995	
Edens, Thomas DB, OE	1967-68	Sumter, S.C.
Edwards, DeVon S, CB	2013-14-15-16	Covington, Ga.
Edwards, Everett S	2014-15	Woodbridge, Va.
Edwards, Fred C, E	1936-37	Bloomsburg, Pa.
Edwards, George LB	1985-86-87-88-89	Siler City, N.C.
Edwards, J.B. OG, NG	1966-67-68	Portsmouth, Va.
Edwards, Jeremy S, LB	2003-04-05-06	Jackson, N.J.
Edwards, Rodrick DB	1991, 93	Houston, Texas
Edwards, Steve DT	1975-76	Fairfax, Va.
Edwards, Tee SS	1992-93-94-95	Decatur, Ga.
Egboh, Patrick DE	2007-08-09-10	Mesquite, Texas
Egbuniwe, Chike LB	1994-95-96-97	Dallas, Texas
EGge, Jeroen C	1992-93-94-95	Pearl River, La.
Eily, Derek C	1984	Roxboro, N.C.
Eily, Kedrick DL	1988-89	Roxboro, N.C.
Eisenberg, Judd C	1979, 81	Radnor, Pa.
Eisenberg, Lloyd T	1944, 47-48-49	Philadelphia, Pa.
Eldridge, Wade G	1940	Mount Airy, N.C.
Elliott, Ronnie WR	2002-03-04-05	Huntsville, Ala.
Ellis, Jamal DB	1991-92, 94	Lancaster, Texas
Ellie, Zamari DE	2020	Henderson, N.C.
El-Masry, John DE	1983-84, 86	Waltham, Mass.
English, Everett	1921, 23	Monroe, N.C.
Epperson, Duane TB	1997-98-99-2000	Falls Church, Va.
Erdeljac, Ben WR	1997, 99-2000-01	Oakmont, Pa.
Ershler, Arthur HB	1930-31-32	Hudson, N.Y.
Eslick, John RB	1946-47-48	Fayetteville, Tenn.
Evans, Brad OL	1970-71	Durham, N.C.
Everett, John	1923	Rockingham, N.C.
Ewell, Keith WR	1988-89-90-91	Miami, Fla.
Ezerski, Frank Jr. FB	1940	Monessen, Pa.
Ezzard, Rodney CB	2004, 07	Atlanta, Ga.

F • F • F

Falcone, Sonny DT, LB	1973-74-75	Durham, N.C.
Falls, Ronnie C	1952-53-54-55	High Point, N.C.
Faris, Jeffrey S	2011	Knoxville, Tenn.
Farmer, Ray FS	1992-93-94-95	Kernersville, N.C.
Farquhar, John TE	1990-91, 93-94	Stanford, Calif.
Farrell, Jack TE	2010, 12	Atlanta, Ga.
Fawcett, Blake G	1941-42	Alderson, W. Va.
Feamster, Brandon S	2016-17-18	Exton, Pa.
Fehling, James OT	1973-74-75	Reading, Pa.
Feinberg, Alex P	2006	Thomasville, Ga.
Felder, Kendral WR, LB	2003-04-05	Wilson, N.C.
Felty, Ralph T	1941-42	Ashland, Ky.

Ferguson, Quaven DT	2015-16	Easley, S.C.
Fesperman, W.D. T, G	1953-54-55	Winston-Salem, N.C.
Fetsko, Robert HB, E	1957-58-59	Johnstown, Pa.
Field, Herbert E, HB	1950-51-52	Martinsville, Va.
Fields Jr., Bryon CB	2013-14, 16-17	Charlotte, N.C.
Fisher, Michael WR	1987-88	Port Chester, N.Y.
Finison, Joey OG	2011-12	Greensboro, N.C.
Finley, Robert HB	1924-25	Asheville, N.C.
Finney, Cole TE	2020	Hingham, Mass.
Fischer, Charles T, E	1935-36-37	West Haven, Conn.
Fischer, Spence QB	1992-93-94-95	Atlanta, Ga.
Fisher, Lucas DE, LB	2012, 14	Monroe, N.C.
Fisher-Smith, Isaiah S	2020	Greensboro, N.C.
Fitch, Robert OG, LB	1970-71	Fairmont, W. Va.
Fitzpatrick, Michael DB, LB	1968-69	Bethesda, Md.
Flanagan, Greg WR	1983, 85-86	Sarasota, Fla.
Fleming, Robert OG	1997-98-99-2000	Panama City, Fla.
Flemming, Dominique WR	1993-94-95-96	Raleigh, N.C.
Fletcher, Frank DB	1972	Chesapeake, Va.
Flick, Andy C	1997	San Francisco, Calif.
Flowers, Richmond WR	1996, 98-99	Birmingham, Ala.
Folger, Frank WB, TB	1946-47-48	Mount Airy, N.C.
Fondren, Frank III C	1965-66	Roanoke Rapids, N.C.
Forbis, Jim LB, TB	1970-71	Mathews, N.C.
Force, Teddy OT	2012	Lancaster, Pa.
Ford, Gerald TE	1993-94-95-96	Missouri City, Texas
Fordham, Ben DB, WR	1972-73-74	Columbus, Ga.
Foster, Tony WR, CB	2009-10-11-12	Burlington, N.C.
Fowler, Brendan LB	2011	Wantagh, N.Y.
Fowler, Ryan LB	2000-01-02-03	Redington Shores, Fla.
Fox, Daryl C	1969-70	Aliquippa, Pa.
Foxx, Justin DE	2010-11-12-13	Charlotte, N.C.
Foxworthy, Jay LB	1982, 84	College Park, Ga.
Foyle, Bob MG	1965-66-67	Hawthorne, N.J.
France, C.J. LB	2011-12-13-14	Columbus, Ga.
Francis, Jerry T	1964	Caroleen, N.C.
Frank, John QB	1924-25-26	Mt. Airy, N.C.
Franks, Carl TE	1980-81-82	Garner, N.C.
Frederick, Gary WR	1981-82-83-84	Goldsboro, N.C.
Frederick, Ron WR	1979-80-81	Goldsboro, N.C.
Freeman, Heath K	2001	Short Hills, N.J.
Freeman, Justin OL	2008	Ahoskie, N.C.
Freeman, Willard DE	1976-77	Washington, D.C.
Freile, Guillermo K, WR	2011	Miami, Fla.
Friedlund, John FB, WB	1948-49	DeLand, Fla.
Friedman, Bert C, T	1929, 31	New York City, N.Y.
Friedman, Lennie OT	1995-96-97-98	West Milford, N.J.
Frye, Ben DT	2018-19-20	Dublin, Ohio
Fryer, Aaron TB	2003-04, 06	Tampa, Fla.
Fuller, Keyston WR	2017-18	Griffin, Ga.
Fuqua, Jimmy G	1962-63	Spray, N.C.
Fuqua, Mike C, TE	1979-80-81	Eden, N.C.
Fusco, Vince PK	1975-76	New Hyde Park, N.Y.
Futrell, Billy HB	1961-62-63	Lynchburg, Va.

G • G • G

Gagnon, Xander LB	2017-18-19	Charlotte, N.C.
Gaines, Kyle LB	1990-91	Snellville, Ga.
Gainey, Catron S	2006-07-08-09	Hephzibah, Ga.
Galaska, Jeff TE	1992-93-94	Strongsville, Ohio
Gallman, Leroy RB	1990-91-92-93	Westfield, N.J.
Gamble, Austin LB	2009-10-11-12	Weston, Fla.
Gantt, Bob E, BB	1941-42-43, 46	Durham, N.C.
Garber, Brent K	2000-01-02-03	Thomasville, Ga.
Garda, Bob HB	1959-60	Alexandria, Va.
Gardinier, Richard T	1947	Miami, Fla.
Gardner, James III T	1957-58-59	Portsmouth, Ohio
Gardner, Randy PK	1989-90-91-92	Jacksonville, Fla.
Gardner, Robert G	1960	Portsmouth, Ohio
Gardner, Sam HB, BB	1935-36	Charleston, W. Va.
Garner, Gilroy QB	1960-61-62	Augusta, Ga.
Garner, Jarett WR	2020	Harrisburg, N.C.
Garner, Mike OG	1969	Shawnee Mission, Kan.
Garrett, Reid	1921	
Garstkiewicz, Gary DB	1978-79-80	West Berlin, N.J.
Garvin, Greg FB	1971-72	Villa Park, Ill.
Garwood, Arthur FB	1974	Villanova, Pa.
Gattis, Corey WR	2011-12	Durham, N.C.
Gawdun, George DB	1976-77-78-79	Bricktown, N.J.
Gee, Chet DB	1980, 83	Columbia, Md.
Gee, Norman DT, TE	2006	Severna Park, Md.
Gehsmann, Kevin LB	2018	Greensboro, N.C.
Geis, Adam SE	1994-95-96-97	Durham, N.C.
Gelbert, Daniel E	1959-60-61	Easton, Pa.

Gelotte, John OT	2020	Moore, S.C.
George, Temo CB	2002-03	Havelock, N.C.
Gersbach, Carl G	1966	Swarthmore, Pa.
Gibbs, David DB	1970-71	Thomasville, N.C.
Gibson, James E. C	1949-50	Winston-Salem, N.C.
Gibson, James F. E	1949-50-51	Wilmington, N.C.
Gibson, Travis OG	2012	Miami, Fla.
Giffin, Jerry DE, LB	1970-71	Camp Hill, Pa.
Gilbert, Mark CB	2016-17-18-20	Fayetteville, N.C.
Giles-Harris, Joe LB	2016-17-18	Nyack, N.Y.
Gill, Aubrey C	1940-41	Petersburg, Va.
Gill, Keith RB	1990-91-92-93	Orlando, Fla.
Gilson, Elmer LB, DE	1972-73-74-75	New Castle, Pa.
Ginn, Carson OT	2013-14	Belmont, N.C.
Glacken, Scotty QB	1963-64-65	Bethesda, Md.
Glankler, John DT	1978	Cincinnati, Ohio
Gleason, Francis E	1952	Washington, D.C.
Glover, Bobby DB	1980	Atlanta, Ga.
Glover, Tyree LB	2009-10	Crescent City, Fla.
Goddard, Pete G	1940-41	Rocky Mount, N.C.
Godfrey, Jim LB	1984-85-86-87	Virginia Beach, Va.
Godfrey, O.C. FB, HB	1928-29	Spencer, N.C.
Goins, Herbert FB, G, C	1965-66-67	Charlotte, N.C.
Goldberg, Cameron OT	2005-06-07-08	Lutherville, Md.
Gombar, Greg LB, DE	1975	Clairemont, Pa.
Gonet, Ned FB, LB, DE	1977-78-79	Vienna, Va.
Gordon, John C	1994-95-96-97	San Antonio, Texas
Gore, Art TB	1973-74-75-76	McGuire Air Force Base, N.Y.
Gourley, Alex C	2017	Mooresville, N.C.
Gowdy, Reggie LB	1986-87	Washington, D.C.
Grace, Chuck OG, MG, T	1967-68	Carbondale, Ill.
Grant, Lamar CB	1996-97-98-99	Jackson, N.J.
Grant, Truett G	1951-52	High Point, N.C.
Grant, Wesley G	1963	Kannapolis, N.C.
Grantham, Julius TB	1983-84-85-86	Belleville, Ill.
Granville, Billy LB	1993-94-95-96	Lawrenceville, N.J.
Gray, Gavin DB	1990-91-92-93	Portsmouth, R.I.
Gray, Noah TE	2017-18-19-20	Leominster, Mass.
Grayson, Mike TB	1980-81-82-83	Falls Church, Va.
Green, Alex S	2001-02-03-04	Hyattsville, Md.
Green, Bruce "Willie" E	1925	Greensboro, N.C.
Green, David QB	1996-97	Charlotte, N.C.
Green, Doug WR	1983, 85-86-87	Graham, N.C.
Green, Jeffrey DE	1974-75-76-77	Woodbury, N.J.
Green, Ray FB, QB, T	1950-51-52	Fayetteville, N.C.
Greene, Brian CB, S	2002-03-04-05	Kennesaw, Ga.
Greene, Zach CB	2009-10-11	Raleigh, N.C.
Gregory, Art T	1960-61-62	Aiken, S.C.
Grier, Britton S, LB	2011-12, 14-15	Charlotte, N.C.
Griffin, Jack LS	2020	Nichols Hills, Okla.
Grigg, Ben Fred T	1923-24-25-26	Gastonia, N.C.
Grimes, Dale C	1970-71-72	Aliquippa, Pa.
Grisson, Tyrant DT	1998, 2000	Detroit, Mich.
Gross, John HB	1939	North Braddock, Pa.
Grune, George QB, HB	1950-51	White Plains, N.Y.
Grupp, Robert DB, P	1973-74-75-76	Langhorne, Pa.
Guidry, Andrew, C	2005	Salem, Va.
Gulley, Richard OT	1990-91	Ocean, N.J.
Gunter, Donald OG, OT	1968	Erie, Pa.
Gutekunst, John HB, DB	1963-64-65	Sellersville, Pa.
Guthrie, Gay OT	1970	Turtle Creek, Pa.
Guy, Melwood "Buzz" G	1956-57	Ellwood City, Pa.

H • H • H

Haas, Robert T	1936, 38	New York, N.Y.
Hackney, Elmore QB	1935-36-37	Durham, N.C.
Harding Jr., Darrell WR	2020	Winter Garden, Fla.
Hardison, Joe WR	2020	Darien, Conn.
Hagaman, Al OL	1988-89-90	Clearwater, Fla.
Hager, Dudley QB	1949-50-51	Louisville, Ky.
Haggerty, Clifford HB	1943-44	Lakewood, Ohio
Hagie, William FB	1956	Elizabethtown, Tenn.
Haile, Rob FB	1998	North Palm Beach, Fla.
Haldeman, John FB	1972-73	Devon, Pa.
Hales, Casey LS	2004-05-06-07	Newport Beach, Calif.
Hall, Alfred	1920	Wilmington, N.C.
Hall, Grant S	2016	Suwanee, Ga.
Hall, Robbie OL	1996	Tavares, Fla.
Hall, Ryan TE	2011	Orlando, Fla.
Hall, Tom WR	1975-76-77	Fayetteville, N.C.
Ham, Charlie K	2020	Atlanta, Ga.
Hamilton, Devery OT	2020	Ellicott City, Md.
Hamilton, Ronnie DB	1998-99-2000-01	Oxford, N.C.
Hamilton, Scott DT, OG	1977-78-79	Western Spring, Ill.

Hamrick, Waite C	1930-31	Gaffney, S.C.
Hands, Joe E	1952-53	Mount Ranier, Md.
Hananberg, Bill DB	1970-71-72	Wayne, N.J.
Hananberg, Ted OT	1972-73-74	Wayne, N.J.
Hannon, Ron DB	1978	Moosic, Pa.
Harding Jr., Darrell WR	2019	Winter Garden, Fla.
Harding, Dave OG, C	2010-11-12-13	Orlando, Fla.
Hardison, Fred TE	1944, 46-47	Williamston, N.C.
Hardison, Joe WR	2019	Darien, Conn.
Hardy, Jack T	1940	Goldsboro, N.C.
Harelson, Jeff DB	1981-82-83	Hartville, Ohio
Harmon, Zach C, OG	2015-16-17-18	Toledo, Ohio
Harper, Brandon DT, OG	2006-07, 09-10	Alpharetta, Ga.
Harper, Ken K	1982-83-84-85	West Palm Beach, Fla.
Harper, Tracy OG	1980	Thomasville, Ga.
Harrell, Evalio CB	2005-06-07	Tampa, Fla.
Harris, Christian OT	2015-16-17-18	Suwanee, Ga.
Harris, Clifford RB	2005-06-07-08	Marrero, La.
Harris, Fred DB	1998-99-2000	Pine Springs, Minn.
Harris, Jacob G. QB, DB	1957-58-59	Kings Mountain, N.C.
Harris, James FB	1956-57	Scranton, Pa.
Harris, Micah LB, DE	2001-02-03	Poland, Ohio
Harris, Quentin OB	2016-17-18-19	Wilton, Conn.
Harris, Richard HB	1962	Charlotte, N.C.
Harris, Thomas C	1948	Charlotte, N.C.
Harris, Thomas DT	1970-71-72	Charlotte, N.C.
Harrison, James C	1956-57	Columbia, S.C.
Harry, Reece E	1944	Greensboro, N.C.
Hart, Leo QB	1968-69-70	Kinston, N.C.
Hart, Mike TE	1998-99-2000-01	Sayville, N.Y.
Hartley, Howard FB, TB	1943, 46-47	Ravenswood, W. Va.
Hartness, Carl E	1935	Columbia, S.C.
Hartofolis, Nick WR	1998-99-2000	Huntington, N.Y.
Harton, James W. T	1930-31	Durham, N.C.
Hasson, Newt C	1969, 71	Timonium, Md.
Hatcher	1922	
Hatcher, Charlie DT, NG	2008-09-10-11	Hamilton, Ohio
Hatcher, D.	1923	
Hatcher, George FB	1927-28	Winston-Salem, N.C.
Hatcher, Howell	1920-21	Mt. Airy, N.C.
Havens, Richard G, T	1960-61-62	Westminster, Md.
Hawkins, David LB	1991, 93-94	Atlanta, Ga.
Hawn, Robert HB	1961-62	Winston-Salem, N.C.
Hayden, Danny E	1945	
Hayes, Bob E	1928-29-30	Charlotte, N.C.
Hayes, Jason C	1987-88	Lexington, N.C.
Hayes, Jordan S	2016-17-18	Loganville, Ga.
Hayes, Robert OE	1970	Windsor, Ontario
Hayes, Roger OG, LB	1965-66-67	Monroe, N.C.
Hazelton, Curtis NG, DT	2010-11	Roswell, Ga.
Heady, Gary OG	1971-72-73	Danville, Va.
Healy, Tim DT	1983-84-85	Indianapolis, Ind.
Heinsohn, Paul DT	1978-79-80	Natick, Mass.
Heiss, Howard	1948-49	Baltimore, Md.
Helfet, Cooper TE	2010-11	Kentfield, Calif.
Helm, Daniel TE	2016-17-18	Chatham, Ill.
Helton, David LB	2011-12-13-14	Chattanooga, Tenn.
Hendrickson, Horace B	1932-33	Beaver Falls, Pa.
Heninger, Mark DE	1982-83	Martinsville, Va.
Heninger, Marty LB	1980-81-82-83	Martinsville, Va.
Henninger, John C, G	1933-34-35	Savannah, Ga.
Hennessy, Thomas LS	2013-14-15-16	Bardonia, N.Y.
Hepler, Robert OE	1967-68-69	Springdale, Pa.
Herlong, Bettis HB, WB	1945, 47	Saluda, S.C.
Herring, Chuck WR	1982-83-84-85	Springfield, Va.
Herring, Marvin	1925	Mount Olive, N.C.
Heyward, Shaka LB	2019-20	Hoschton, Ga.
Hicklin, Ed DB, HB	1966-67-68	Burlington, N.C.
Hicks, Steve DB	1978	Germanton, N.C.
Higginbotham, Mark OG	1981-82-83-84	Lawrenceville, Ga.
Higginbotham, Mike OG	1982-83-84-85	Lawrenceville, Ga.
Higgins, Louis FB	1949	Nesquehoning, Pa.
Highsmith, Bobby OL	1989-90	Key West, Fla.
Hill, B.J. TB, DB	1998-99-2000-01	Detroit, Mich.
Hill, Brandon LB	2017-18-19	Orangeburg, S.C.
Hill, Dan, Jr. C	1936-37-38	Asheville, N.C.
Hill, Ethan FS	1998	Raleigh, N.C.
Hill, John DT	1972-73-74	Hialeah, Fla.
Hill, Johnny DB	1981-82-83-84	Winston-Salem, N.C.
Hill, Kyle OT	2008-09-10-11	Orlando, Fla.
Hill, Nick LB	2014	Nashville, Tenn.
Hines, Clarkston WR	1986-87-88-89	Chapel Hill, N.C.
Hines, Rob OL	1998	Raleigh, N.C.
Hinton, Anthony OT	2020	Waxhaw, N.C.

Hoch, Bill C	1957-58	Cannonsburg, Pa.
Hodges, Roland HB, TB	1945-46-47-48	Ft. Lauderdale, Fla.
Hodrick, Jeff TE	1994-95-96-97	Shamokin, Pa.
Holben, Carl T	1950-51-52	Zeilienople, Pa.
Holler, Dave DT	1983	Blythewood, S.C.
Holley, Frank DE	1977	Virginia Beach, Va.
Holley, Kenan CB	1995-96-97-98	The Woodlands, Texas
Holley, Quentin CB	1999	The Woodlands, Texas
Holliday, Blair WR	2011, 14-15	Sherman Oaks, Calif.
Holliday, Octavius DB	1993	Longwood, Fla.
Hollingsworth, Harry HB	1926-27-28	Newton, N.C.
Hollingsworth, Jay RB	2008-09-10-11	Sanford, N.C.
Holloway, Stephen E	1964	Elkin, N.C.
Holman, Casey OT	2019-20	Snellville, Ga.
Holmberg, Gunnar QB	2020	Wake Forest, N.C.
Holmes, Chris LB	2014	Fredericksburg, Va.
Holmquist, William K	2017	Dix Hills, N.Y.
Holoman, Andrew LB	2009	Ashburn, Va.
Holsey, Bernard DL	1992-93-94-95	Cave Spring, Ga.
Holt, Jarrod OL	2006-07-08-09	Clearwater, Fla.
Homa, Kenneth OG, C	1968	Morrisville, Pa.
Honeycutt, Robert HB	1956, 58-59	Durham, N.C.
Hood, Christian LB	2020	Missouri City, Texas
Hood, Charlie G, T	1942-43	Greensboro, N.C.
Hooks, Rodney DB	1989-90	Lithonia, Ga.
Hoots, Ronnie DB	1972-73-74	Winston-Salem, N.C.
Hoover, Al B	1942	Toledo, Ohio
Hoover, Chris LB	2013-14	Maumee, Ohio
Hopson II, James S	2020	Leesburg, Ga.
Hord, Robert E	1957	Charlotte, N.C.
Hord, Roy Jr., T, E, G	1954, 56-57	Charlotte, N.C.
Hornbuckle, Tre DE	2016-17-18-19	Murray, Ky.
Horning, Jim LB	1972-73	Pleasanton, Calif.
Horton, Trevor WR	2020	Hendersonville, Tenn.
Hoskins, Craig DB, RB	1977-78-79	Heath, Ohio
Howell John FB, LB	1985, 87-88-89	Burlington, N.J.
Hoyle, Todd DB	1989-90-91	Waynesville, N.C.
Hubbard, Jackson H, P	2018-19-20	Dallas, Texas
Hubbard III, Marvin RB	2018-20	Tyrone, Ga.
Huckabee, William E	1921, 23	Albemarle, N.C.
Hudgins, Herbert HB, E	1935-36-37	Norfolk, Va.
Hudzick, Myles CB, S, RB	2017-18-19	Reston, Va.
Huffman, Brett TE	2007-08-09-10	Massillon, Ohio
Huffman, Weddie E	1942	Thomasville, N.C.
Hughes, Leon G	1930	Fountain Inn, S.C.
Hughes, Roger C, LB	1964-65	Summit, N.J.
Hughes, Thomas BB, WB	1947-48-49	Sumter, S.C.
Hull, Ken QB	1988	Swarthmore, Pa.
Humphreys, Ben LB	2015-16-17-18	Newport Beach, Calif.
Huneycutt, Jerry HB	1964	Winston-Salem, N.C.
Hunter, Roy C	1926-27-28	Charlotte, N.C.
Hurm, Dave E	1955-56-57	Newark, Del.
Hurst, Dave T	1952	Middlesboro, Ky.
Hyatt, Don E	1929-30-31	Waynesville, N.C.
Hysong, James E	1967	Hendersonville, N.C.

I • I • I

Ijjas, Jeffrey K	2011	Clearwater, Fla.
Ingram, Steven DT	2011-12-13	Southaven, Miss.
Intihar, John DB	1987	Shaker Heights, Ohio
Irwin, Conor C	2011-12	Knoxville, Tenn.
Irwin, Frank T	1943-44	Raleigh, N.C.

J • J • J

Jack, Bernie E	1953	Leechburg, Pa.
Jackson, Allen DT	2014-15-16	Ellicott City, Md.
Jackson, Deon RB	2017-18-19-20	Atlanta, Ga.
Jackson, Derrick DB	1989-90-91-92	Long Valley, N.J.
Jackson, Ernie DB, TB	1969-70-71	Hopkins, S.C.
Jackson, Javon CB, S	2018-19	Tyrone, Ga.
Jackson, Robert OT	1973-74	Charlotte, N.C.
Jackson, Tony S, RB	2007-08	Rochester, N.Y.
James, Carl G	1949-50-51	Raleigh, N.C.
James, David FB	1985	Virginia Beach, Va.
James, Norman E	1931-32	Hickory, N.C.
Jamieson, Robert OB	1963-64	Greensboro, N.C.
Jamison, Carol G	1957-58	Roanoke, Va.
Jankowski, Jan HB, FB	1927-28	Milwaukee, Wis.
Jenkins, Jason DB	1998	Durham, N.C.
Jenkins, Paul DB	1979-80	Mamaroneck, N.Y.
Jenkins, Ryan LB	1996-97-98	Atlanta, Ga.
Jensen, Jon WR	1992-93-94	Denver, Colo.
Johnson, Allen G	1937-38-39	Lexington, N.C.

Johnson, Da'Quan LB	2020	Flomation, Ala.
Johnson, Dezmond DE	2011-12-13-14	Nashville, Tenn.
Johnson, Eric RB	1979	Sea Cliff, N.J.
Johnson, Guy OT	1968-69	Danville, Va.
Johnson, Harvey	1923	Chattanooga, Tenn.
Johnson, John FB	1964	War, W. Va.
Johnson, Lance WR	2001-02-03	Hickory, N.C.
Johnson, LeDouglas RB	1995	Pensacola, Fla.
Johnson, Leonard S, CB	2018-19-20	Hayden, Ala.
Johnson, Levar LB	1998-99-2000	Martinez, Ga.
Johnson, Mark QB, DB	1972-73-74	Oxon Hill, Md.
Johnson, Robert G	1962-63	Hopewell, Va.
Johnson, Shawn DE	2000-01-02	Fairport, N.Y.
Johnston	1922	
Johnston, Jim C	1933-34-35	Winston-Salem, N.C.
Johnston, John HB	1934, 36	Statesboro, Ga.
Johnston, John HB	1970-71	Lewistown, Pa.
Johnstone, Brick DB	1980-81-82-83	Webster Groves, Mo.
Johnstone, Paul LB	1969, 71	Coral Gables, Fla.
Jones, Braxton	1920	
Jones, Cedric WR	1978-79-80-81	Weldon, N.C.
Jones, Clarke E	1944	Richmond, Va.
Jones, Daniel OB	2016-17-18	Charlotte, N.C.
Jones, Ed B	1942	Glenshaw, Pa.
Jones, Eric FS	1996-97-98-99	Belle Mead, N.J.
Jones, Kevin P	2007-08-09-10	Austin, Texas
Jones, Marcus WR, QB, LB	2005-06-07-08	Ringgold, Ga.
Jones, Marion E	1942	Mount Airy, N.C.
Jones, Randy TB	1987-88-89-90	Winston-Salem, N.C.
Jones, Scott DE	2019	Newport News, Va.
Jones, Steve RB	1970-71-72	Sanford, N.C.
Jones, Vernon G	1926-27-28	Weaverville, N.C.
Jones, Walter WR	1988-89-90-91	Roanoke Rapids, N.C.
Jones, William T	1963-64-65	Richmond, Va.
Jordan, Drew DE	2017-18-19-20	Suwanee, Ga.
Joseph, George MG, C, DE	1966-67-68	Allentown, Pa.
Junkin, Mike LB	1983-84-85-86	Belvidere, Ill.
Jurgensen, Sonny DB, QB	1954-55-56	Wilmington, N.C.
Jurius, Frank OT	1979-80-81-82	Chelmsford, Mass.

K • K • K

Kapatoes, Jeff QB	1994	Milford, Mass.
Kaplanis, Mike P	2005	Raleigh, N.C.
Karl, Lawrence T, G	1945-46-47-48-49	Ford City, Pa.
Karlin, Daniel OB	2020	Providence, R.I.
Karmazin, John E, T	1946, 48	Irwin, Pa.
Karmazin, Mike T	1939-40-41	Irwin, Pa.
Kasarda, Jason FS	1997	Chapel Hill, N.C.
Katrenick, Chris OB	2018-19-20	Algonquin, Ill.
Keller, Albert HB	1932	Norfolk, Va.
Kelly, Arlington HB	1934	Waycross, Ga.
Kelly, Austin WR	2007-08-09-10	Mableton, Ga.
Kelly, Douglas E	1925-26-27	Wilmington, N.C.
Kelly, Kevin C	1977-78-79	Charlottesville, Va.
Kendall, Malcomb G	1961	Front Royal, Va.
Kennard, J.C. HB	1944	Ashland, Ky.
Kerns, John T	1944	Geneva, Ohio
Kersey, John T	1956-57-58	Bluefield, W. Va.
Ketchel, Terry OG	1975-76	Ft. Walton Beach, Fla.
Keyser, James III G	1957	Lynchburg, Va.
Keziah, William C, E	1950-51-52	Burlington, N.C.
Khayat, Bill TE	1992-93-94-95	York, Pa.
Kiefer, John LB	1969	Virginia Beach, Va.
Killian, Frank HB	1939-40	Beaver Falls, Pa.
Kimbrough, John-Paul CB, TB	2002, 04	Hendersonville, Va.
Kimmit, William LB	2005	Arlington, Va.
King, Alex P	2010-11	Winston-Salem, N.C.
King, Bill LB	1976-77-78	Rockville, Md.
King, Brandon FB, TE	2006-07, 09-10	Doylestown, Pa.
King, Lewis LB	1973-74-75	Havelock, N.C.
Kirkland, James DE	1992-93-94-95	Atlanta, Ga.
Kistler, Henry E	1928-29	Charlotte, N.C.
Kistler, Jack FB	1951-52-53	Armore, Pa.
Kitchen, Justin LB, DE	2002-03-04-05	Charlotte, N.C.
Kite, Jake S	2014-15-16	Roanoke, Va.
Kittleson, Ben WR	2002-03	Buckner, Ky.
Kley, Doug DL	1988-89	Cincinnati, Ohio
Kline, Will K	2016-17	Montclair, N.J.
Klinger, Charlie G	1954-55-56	Oakhurst, N.J.
Kneib, Jan C	1959	Goldsboro, N.C.
Knight, Kendral LB	1997-98-99-2000	Wilson, N.C.
Knop, Warren NG	1977	Yardley, Pa.
Knotts, Doug G	1949-50	Albemarle, N.C.
Knotts, Doug C, T	1953-54-55	Albemarle, N.C.

Knotts, Ernie G	1943-44-45-46	Albemarle, N.C.
Knotts, James G	1947-48-49	Albemarle, N.C.
Knotts, Tom DB	1975-76-77	Albemarle, N.C.
Knox, Dennis OG	1977-78	Tampa, Fla.
Kocourek, Jerry E	1953-54-55	Berwyn, Ill.
Koffenberger, Ed E	1945	Wilmington, Del.
Konicek, Milt T	1954-55-56	Cicero, Ill.
Koppenhaver, Davis TE	2014, 16-17-18	Valencia, Calif.
Kornberg, Lewis LB	1982-83-84	Durham, N.C.
Kornberger, Ed WR	1975	Cherry Hill, N.J.
Korona, Sterling OG	2014-15-16-17	San Antonio, Texas
Kotchin, Roderick T	1959-60	West View, Pa.
Kovach, Jim LB	1995-96-97	Pompano Beach, Fla.
Kraeling, Robert OT	2017-18-19-20	Bishop, Ga.
Kraft, Richard FB, LB	1963-64-65	South Bend, Ind.
Kredich, Nick HB	1955-56	Elmwood Park, Ill.
Kreider, Josh FS	1999-2000-01	Massillon, Ohio
Krenzel, Brian SS	1996-97	Sterling Heights, Mich.
Krieg, Tyler OG	2004-05	Tualatin, Ore.
Krill, Nate LB, DE	1997-98-99-2000-01	McLean, Va.
Krisza, John OB	1944-45	McKees Rocks, Pa.
Kromah, Abraham LB	2007-08-09-10	Staten Island, N.Y.
Krueger, John P	1993-94-95-96	Hackensack, N.J.
Kruzelyak, Jack C	1961	Coraopolis, Pa.
Kurunwune, Patrick RB	2009-10-11-12	Austin, Texas
Kushner, Keith K	1990	Fayetteville, N.C.
Kyei-Donkor, Nate RB	2020	Orlando, Fla.

L • L • L

Lacaruba, Chris C	1952	Phillipsburg, N.J.
Lach, Steve HB	1939-40-41	Altoona, Pa.
Lackey, Chris SE	1979	Lawsonville, N.C.
Lagerstedt, Edward	1922-23-24	Brockton, Mass.
Lake, Charles FB	1928	
Landon, Mark FB, DE	1972-73-74	Kensington, Md.
Landrum, Senterrio WR	2001-02-03-04	Sweet Water, Ala.
Laney, Nick QB, HB	1931-32-33	Charlotte, N.C.
Lange, Jack G	1939	Massillon, Ohio
Langston, W. Dortch Jr., QB	1958	Goldsboro, N.C.
Larbie, Michael DT	2020	Monroe, N.C.
LaRue, Jim WB, HB	1944-45	Clinton, Okla.
Lasky, Robert OT, DT	1965-66-67	Cheverly, Md.
Laster, Terrence DB	1985-86-87	Jacksonville, Fla.
Lattimore, Bert E	1956-57-58	Bostic, N.C.
Lawrence, James T	1950-51-52	Macon, Ga.
Lea, William HB	1950, 52	Lynchburg, Va.
Leach, Carson G	1950-51-52	Haw River, N.C.
Leach, Richard	1920-21	Washington, N.C.
Leandro, Rob OL	2000	Rae ford, N.C.
Lebby, Robert A. DB	1970-71-72	Chagrin Falls, Ohio
Lederman, Mitchell OL	2007-08-09-10	Brodhead, Wis.
Lee, Derrick CB	2000-01	Northport, Ala.
Lee, John David HB	1957-58-59	Freeport, Pa.
Lee, Trevon WR	2017-18	Plantation, Fla.
Leggett, Mark HB	1960-61-62	Asheboro, N.C.
Leitheiser, Bill G	1944-45	Clearwater, Fla.
Leitten, Patrick OL	2020	Brentwood, Tenn.
Lemon, Glenn HB	1930	
Lenhardt, Sims K	1996-97-98-99	Charleston, S.C.
Lennon, Scott OL	1993	Houston, Texas
LeNoir, Larry LB	1979-80-81	New Castle, Del.
Lenoir, Rob DT	1981-82-83	Columbia, S.C.
Lenox, Walter G	1937	Ridgefield Park, N.J.
Lerps, Dave QB	1952-53	Tuckahoe, N.Y.
Lewis, Cliff HB	1944	Cleveland, Ohio
Lewis, Daryl OG	2000-01-02-03	Tuscaloosa, Ala.
Lewis, Derrick WR	1978	Lancaster, S.C.
Lewis, J.D. FB	1992-93-94	Palm City, Fla.
Lewis, Jeremiah CB	2019-20	Plano, Texas
Lewis, Kevin LB	1996-97-98-99	Orlando, Fla.
Lewis, Thaddeus QB	2006-07-08-09	Opa-Locka, Fla.
Ley, Jerome DT	1980-81, 83	Wexford, Pa.
Liana, Frank E	1934-35-36	Brooklyn, N.Y.
Liferidge, Tory TE	1996-97-98	Moncks Corner, S.C.
Ligos, Kurt LB	1989-90-91	Long Valley, N.J.
Lilly, Frank DT, MG	1968	Washington, D.C.
Lindquist, Davd OT	1983-84-85	Oak Brook, Ill.
Lipscomb, James G	1940-41	Hinton, W. Va.
Lipscomb, Woodrow G	1935-36-37	Hinton, W. Va.
Liste, Evan OT	2017	Centerville, Ohio
Litaker, Herb G, T	1961, 63-64	Charleston, W. Va.
Little, Chris LB	1993, 95	Decatur, Ga.
Lloyd, Johnathan CB, WR	2015-16-17-18	Graham, N.C.
Loebner, Ben OL	2008	West Lima, Ore.

Logan, James T, G	1950-51, 53	Asheville, N.C.
Lomax, John T	1960-61-62	Abbeville, S.C.
London, Charles RB	1994-95-96	Dunwoody, Ga.
Loneragan, Jeff OL, NG	2000-01	Alexandria, Va.
Long, Jimmy WR	1982	Oklahoma City, Okla.
Long, Johnny C	1955-56	Shelby, N.C.
Long, Leo FB, QB	1941-42-43, 46	East Orange, N.J.
Lonon, Daniel T	1962-63-64	Hickory, N.C.
Looper, Byrd FB	1951-52-53	Gastonia, N.C.
Loudenback, Aaron OG	1983	Lincoln, Neb.
Love, Reggie WR	2000-01-02-03	Charlotte, N.C.
Lowe, Codey LB	2004-05-06	Houston, Texas
Lowman, David TB	1991-92-93-94	Bonaire, Ga.
Lucas, Andrew HB	1965	Richmond, Va.
Lucas, Bill LB	1983-84-85-86	Yorktown, Va.
Lucas, Terrell DE	2016-17-18	Hollywood, Fla.
Luckes, Alex T	1942	Wilkes-Barre, Pa.
Luetgert, Bailey DB	1993-94	Naples, Fla.
Lungo, Tom OG	1976-77-78	Hershey, Pa.
Luper, Buddy HB, TB	1942-43, 46	Rocky Mount, N.C.
Lutz, Worth QB, FB	1951-52-53-54	Durham, N.C.
Lyle, Berton E	1947	Tupelo, Miss.
Lyles, Cosmos WR	1995	San Francisco, Calif.
Lynch, David C	1999	Barnesville, Pa.
Lynch, Donald T	1963-64-65	Fairfield, Conn.
Lynch, Shawn OG, C	1998-99-2000-01	West Palm Beach, Fla.
Lyon, Edwin R, G	1958-59	Laurinburg, N.C.
Lyons, Pat E	1948	Norfolk, Va.
Lyons, William RB	1974	Winchester, Va.

M • M • M

Macfarlan, Drew DL	1990, 92	Ridgewood, N.J.
Mackey, Trent LB	2008	Carencro, La.
Madden, James DT	1970	Charlotte, N.C.
Maggio, Nick K, P	2007-08-09-10	Leawood, Kan.
Maher, Bob TE	1984-85	Highland Falls, N.Y.
Mailoux, Colin C	1991-92-93	Bradenton, Fla.
Malechek, Dave PK	1973	West Point, Va.
Maloney, Tom T	1938	Clendenin, W. Va.
Mancini, Tony DT	1980	Oceanside, N.Y.
Mann, Michael DE	2014-15	Castle Rock, Colo.
Mann, Mike DB	1976-77	Dunn, N.C.
Mann, Quay S, RB	2014-15-16	Rocky Mount, N.C.
Mann, Steve S	2020	Farmington Hills, Mich.
Mannely, Patrick OG	1993-94-95, 97	Marietta, Ga.
Manuel, Mark TE	1972-73-74	Robbinsville, N.C.
Mapes, Matt K	1998	Williamsport, Pa.
Marcelin, Marvin WR	2006-07-08	Hollywood, Fla.
Marino, Bill DT	1977, 79	Runnemede, N.J.
Marion, James E	1938	Mount Airy, N.C.
Markas, Johnny G	1960-61-62	Morganton, N.C.
Marks, Duane LB	1990-91-92-93	Missouri City, Texas
Marshall, Jabari WR	2006-07-08	Atlanta, Ga.
Marshall, Laymarr RB	1994-95-96-97	Winston-Salem, N.C.
Marshall, Lindsay LB	1988	Atlanta, Ga.
Marshall, Sam DT	2012, 14	Fredericksburg, Va.
Marshall, Ted T, G	1945-46-47-48	Camden, S.C.
Martin, David DE	2002-03-04	Plano, Texas
Martin, F.A. FB, DT	1978-79-80-81	Mount Airy, N.C.
Martin, Ross K	2012-13-14-15	Solon, Ohio
Martinez, Larry TB	1973-74-75	New York, N.Y.
Marwede, Jake TE	2018-19-20	Lake Forest, Ill.
Mashore, Derrick LB, DE	1976-77-78	Cornwells Heights, Pa.
Mason, Garrett OG	2004, 06-07	McAllen, Texas
Mason, Lowell QB	1930-31-32	Charlotte, N.C.
Matheson, Bob HB, LB, E	1964-65-66	Boone, N.C.
Matuza, Albert E	1963-64	Morrisville, Pa.
Maurides, Zach OG	2004, 06-07	Glenview, Ill.
Mausi, Dorian LB	2020	Detroit, Mich.
May, Brian OG	1990-91	Erie, Pa.
May, Kirk DB	1975-76	Springfield, Mo.
Mays, Marc WR	1989-90-91	East Point, Ga.
McAfee, George QB, HB	1937-38-39	Ironton, Ohio
McAfee, Wesley HB	1938-39-40	Ironton, Ohio
McAninch, Richard HB, QB	1933-34-35	Marion, Ohio
McCaffrey, Max WR	2012-13-14-15	Castle Rock, Colo.
McCain, Bill C	1943	Marianna, Ark.
McCall, Marty OL	1993-94-95	Columbus, Ga.
McCarthy, Corbin S	2013-14-15-16	Norco, Calif.
McCarthy, J.V. T	1962-63-64	Rumson, N.J.
McCaskill, Sam HB	1934-35	Camden, S.C.
McCollum, Frederick T	1960-61	Savannah, Ga.
McConnell, Gregg DL	1989-90-91	Waynesville, N.C.
McCormack, Brian LB	1995-96, 98-99	Shalimar, Fla.

McCormick, Deonto CB, WR	2002, 04-05-06	Adel, Ga.
McCracken, Quinton DB	1988-89-90-91	Southport, N.C.
McCully, Alvin FB	1945	Ventnor City, N.J.
McDonald, Dominic LB	2015-16	Longwood, Fla.
McDonald, John LB	1976-77-78	Fayetteville, N.C.
McDonald, John DE	1986-87-88-89	Wagram, N.C.
McDonald, Trey P	2001-02-03-04	Oak Ridge, Tenn.
McDonough, Bob T	1939-40-41	West Orange, N.J.
McDougal, R.J. FB	1943	Ocanto, Wis.
McDow, Russell HB	1969-70-71	Waynesboro, Va.
McDuffie, Jeremy CB	2015-16-17-18	Snellville, Ga.
McElhaney, Hal FB	1955-56-57	Burgettstown, Pa.
McFadyen, Ryan TE	2008	Mendham, N.J.
McGaughy, Robert T	1956	Kittanning, Pa.
McGee, Carl LB	1975-76-77-78	Cincinnati, Ohio
McGee, Jerry OB, FB	1959-60	Elizabeth City, N.C.
McGee, Mike G	1957-58-59	Elizabeth City, N.C.
McGranahan, Fred	1920	Durham, N.C.
McIntosh, Brooke G	1925	Greensboro, N.C.
McInturff, Rich K, WR	1973	Stanton, Calif.
McIntyre, Maurice G	2019-20	Jacksonville, N.C.
McIver, James DT	1979-80-81	Atlanta, Ga.
McKee, William DB	1968-69	Charleston, S.C.
McKeithan, Nick KB	1952-53-54	Lumberton, N.C.
McKinney, Scott K	1978-79-80-81	College Park, Ga.
McLaurin, Willie LB	1994, 97	Landover, Md.
McMahon, Jim DE	1976-77	Bahama, N.C.
McNabb, John C, G	1963-64-65	Charleston, W.Va.
McNairy, Roy	1920	Kinston, N.C.
McNairy, Ted OL	1984, 86-87-88	Charlotte, N.C.
McNeill III, Franklin OG	2017	Advance, N.C.
McNulty, Kevin LB	1985-86-87	Rocky River, Ohio
McQueen, LeVance LB	1994-95	Dunn, N.C.
McRoy, W.D. HB	1953	Goldsboro, N.C.
McSwain, Trevon DT	2016-17-18-19	Suwanee, Ga.
Meadows, Ed T	1952-53	Oxford, N.C.
Means, Al G, T	1932-33	Wynnewood, Pa.
Meier, Dave LB	1973-74-75	Pottstown, Pa.
Melita, Chad OG	1994-95-96-97	Cooper City, Fla.
Mellencamp, Hud WR	2015	Bloomington, Ind.
Melnik, P.J. LB	1992-93	Westport, Conn.
Mencio, Greg OG	1974-75-76	Naugatuck, Conn.
Merrill, Jon OT	1992, 94-95	Brevard, N.C.
Metts, Carey OL	1986-87-88-89	Burlington, N.C.
Meyers, Greg K	2007	Scranton, Pa.
Michael, Eddie OG	1971-72-73	Charlotte, N.C.
Midgett, John Parker	1920	Wanchese, N.C.
Millette, Mark WR	1981-82-83	St. Louis, Mo.
Miller, Arthur G	1941	Bloomfield, N.J.
Miller, Jaylen OT	2018-19	Jacksonville, Fla.
Miller, Jim HB	1943	Mount Airy, N.C.
Miller, John OG, OT	1998-99-2000-01	Bassett, Va.
Miller, Kurt LB	2000, 02	West Seneca, N.Y.
Miller, Mark OG	1980-81-82-83	Statesville, N.C.
Miller, Tom T, G	1951	Annapolis, Md.
Miller, William DB	1975-76	Fairfax, Va.
Million, Ted OL	1982-83-84-85	Norman, Okla.
Millner, Pryor OB	1956-57-58	Danville, Va.
Mills, Bruce DE	1969-70-71	Thomasville, N.C.
Mills, Jim P	1998	Loudonville, N.Y.
Milner, Bill G	1943, 46	Waynesville, N.C.
Milner, Steve DB	1973-74	Canton, N.C.
Mitchell, Christian OT	2001-02-03-04	Amherst, N.Y.
Moeling, Walter T	1964	Alexander City, Ala.
Mona, Nick OG	1972	Camp Springs, Md.
Monday, Will P	2012-13-14-15	Flowery Branch, Ga.
Monk, Stanley TB	1984-85-86-87	Jacksonville, N.C.
Monk, Jacob OT	2019-20	Clayton, N.C.
Montgomery, John HB	1946-47-48	Miami, Fla.
Montgomery, Scottie WR	1996-97-98-99	Cherryville, N.C.
Moon, Tracy E	1952-53-54	Durham, N.C.
Mooney, Dan C	2003-04	Bay Village, Ohio
Moore, Brandon OT	1989-90-91-92	Ardmore, Pa.
Moore, Brian OG, C	2009-10-11-12	Coral Gables, Fla.
Moore, Christopher DE, OT	2005-06	Burnsville, Minn.
Moore, Kyle WR	1998-99-2000-01	Detroit, Mich.
Moore, L. Dailey	1921, 23	Durham, N.C.
Moore, Pete DB	1983, 85	Burlington, N.C.
Moorman, Claude "Tee" E	1958-59-60	Miami, Fla.
Moorman, Claude III "Tee" OG	1980-81-82	Concord, N.C.
Moorman, Tommy C	1985-86-87	Concord, N.C.
Moravchik, Jim OT	2002-03-04-05	Sun Prairie, Wis.
Morgan, Arthur OT	1968	Newport News, Va.
Morgan, Bryan OT, C	2007-08-09-10	Hoover, Ala.

Morgan, Eddie S	2007	McKinney, Texas
Morgan, Ralph E	1941-42	Durham, N.C.
Morgenstern, Jacob LB	2018-19	Lagrange, N.Y.
Morris, Marty C	1977	Anderson, Ind.
Morris, Robert C	1967-68-69	Anderson, Ind.
Morris, Sonny E, DB	1964-65	Geneva, Ala.
Morton, Brian P	1997-98-99-2000	Winter Haven, Fla.
Morton, Ray SS	1995-96	Central Islip, N.Y.
Moseley, Mark DB	1982-83-84-85	Springfield, Ill.
Moss, Pete T	1925	
Mote, Kelley E	1943, 45-46	Hapeville, Ga.
Mounie, John FB	1948-49-50	Portsmouth, Va.
Mowry, Earle OE	1969	Waynesboro, Va.
Moyer, Alonzo FS	1995-96-97-98	Homewood, Ill.
Mozingo, Gerald HB	1952	La Grange, N.C.
Muelenaer, Andre T	1939	Rosedale, N.Y.
Mugala, Twazanga DE	2017-18	Charlotte, N.C.
Mullen, James HB	1930-31	Dothan, Ala.
Mulligan, Buddy WB	1946-47	Greensboro, N.C.
Mullins, Harold T	1946	Keaton, Ky.
Munday, Chuck WR, P	1972-73	Salisbury, N.C.
Muñiz, Zach CB	2014-15, 17	Chesterfield, Mo.
Murdock, Lance LB	1969-70-71	Lower Burrell, Pa.
Murphy, Bill HB	1943	Siloam Springs, Ark.
Murphy, Mike C	1965-66-67	Louisville, Ky.
Murray, Bill HB	1928-29-30	Rocky Mount, N.C.
Murray, William QB	1954-55	Woodmere, N.Y.
Muschamp, Mike QB	1985-86	Gainesville, Fla.
Musselman, James DE, OG	1968-69	Albany, Texas
Musselwhite, Marvin T	1959	Clinton, N.C.
Myers, Jim G	1943	Madison, W. Va.

N • N • N

Nania, John G	1939-40	Middletown, N.Y.
Nanni, Bob T	1942	Pittston, Pa.
Nash, Anthony WR	2013-14-15-16	West Chester, Pa.
Neal, Damani S	2018-19	Sterling, Va.
Neal, Tom	1920-21-22	Laurinburg, N.C.
Needham, Jon OT	2009-10-11	Melrose, Mass.
Neighborhood, Roger QB	1973-74	Vienna, Va.
Nelson, Jim G	1953-54-55	Winston-Salem, N.C.
Nelson, Robert QB	2020	Los Gatos, Calif.
Newell, John	1923	Macon, N.C.
Newman, Glenn LB	1966-67-68	Clinton, N.C.
Newman, Ed OG	1970-71-72	Woodbury, N.Y.
Newman, Paul FB	1982	Scottsdale, Ariz.
Newsome, Clarence OE, DE	1971	Ahoscie, N.C.
Nichols, Eli DE, NG	2004-05-06	Crawfordville, Fla.
Nicholson, Joel WR	1994-95	Oklahoma City, Okla.
Nicosia, Anthony OG	1974	Nutley, N.J.
Niemcow, Wally OG	1997-98-99	Orlando, Fla.
Nitowski, Chip OL	1987-88-89-90	Brackenridge, Pa.
Nixon, Bud DB	1982, 84	Wilmington, N.C.
Norman, Dwayne S	2012-13-14-15	Jacksonville, Fla.
Norkus, Chris LB	1995-96-97-98	Raleigh, N.C.
Novak, Zack FB	2001-02-03	Wyoming, Ohio
Nyembwe, Axel DT	2017-18	Bethesda, Md.

O • O • O

Oben, R.J. DE	2020	Montclair, N.J.
Obrenskay, Bill DB	1981-82-83	Lebanon, Ind.
Odom, Sonny HB	1964-65	Greensboro, N.C.
O'Donald, D'Juan FS	2000	Detroit, Mich.
O'Donnell, Steve QB	1982	Madison, N.J.
Oenbring, Robert T	1946	New Albany, Ind.
Oghobaase, Vince DT	2006-07-08-09	Houston, Texas
Oglesby, Wesley DE	2007-08-09-10	Arlington, Texas
Okonya, Chidi DE	2016	Riverdale, Ga.
Okpokowuruk, Ayanga DE	2006-07-08-09	Charlotte, N.C.
Olson, Reed TE	1975	Edina, Minn.
O'Mara, Robert FB	1936-37-38	Ashland, Ky.
Oostdyk, Dale QB	1976-77	Clifton, N.J.
Opalenick, Joe WR	1994-95-96-97	Orwindsburg, Pa.
Oppan, Caleb DE	2020	Kennesaw, Ga.
Orvald, Todd OB	1965-66	Wyncote, Pa.
O'Shaughnessy, Ryan OL	1995	Metairie, La.
Ott, Lloyd QB	1943	Linesville, Pa.
Owens, Craig DL	1984-85-86	Erie, Pa.
Owens, Reco WR	1995-96, 98	Piscataway, N.J.
Oxendine, Robert OT	1980-81-82	Arlington, Va.

P • P • P

Paddock, Brad OL	1986	Plantation, Fla.
------------------	------	------------------

Padgett, Douglas E	1956-57-58	Spindale, N.C.
Padgett, Vernon OT, E, DT	1966, 68	Silver Spring, Md.
Page, George OT	1975-76	Fayetteville, N.C.
Page, Kirk DL	1989	Bay Shore, N.Y.
Palladino, Fred FB	1945	Verona, N.J.
Palmer, Johnny C	1952-53-54	Lynchburg, Va.
Palmer, Walter QB	1943	Easton, Pa.
Panco Eli WR	2019-20	Pendleton, Ind.
Paris, Brad OL	1994	Amarillo, Texas
Parker, Ace QB, HB	1934-35-36	Portsmouth, Va.
Parker, Austin P	2016, 17, 18, 19	Mount Pleasant, N.C.
Parker, Danny TE	2007-08-09-11	Rockville, Md.
Parker, Melvin DE	1971-72	Brooklyn, N.Y.
Parker, Ralph WR	1984, 87	Pittsburgh, Pa.
Parker, Rodger G, T	1965-66-67	Hialeah, Fla.
Parnell, Don WR	1988	Knoxville, Tenn.
Paroli, Anthony OT	1976	Wilson, N.C.
Parrish, Robert DE	1970-71-72	Jacksonville Beach, Fla.
Pascal, Bob HB	1953-54-55	Bloomfield, N.J.
Pastore, Jamin WR, RB	2003-04	Lisbon, Ohio
Patrick, Lucas OG, OT	2012-13-14-15	Brentwood, Tenn.
Patrick, Ben TE	2003-04-05	Savannah, Ga.
Patten, Jeff DE	1985-86-87-88	Morehead City, N.C.
Patten, Joel TE, OT	1977-78-79	Fairfax, Va.
Patterson, Bentley DE	1980	Arlington Heights, Ill.
Patterson, Garrett CB	2010-11-12-13	Richmond, N.C.
Patterson, John OT	1976-77	Allentown, Pa.
Patterson, Kevin OL	1989	Carmel, Ind.
Peacock, Mike FB	1984-85-86	Clifton Park, N.J.
Peakes, George TE	2011	Nelson, B.C., Canada
Pearson, A.B. E	1950-51	Raleigh, N.C.
Pearson, Travis DE	1990-91-92-93	Plano, Texas
Peebles, Aeneas LB	2020	Raleigh, N.C.
Peck, Michael LB	1970-71-72	Edinboro, Pa.
Peeler, Melvin E	1927-28-29	Wilmington, N.C.
Pellom, Gary OT	1973-74-75	Fayetteville, N.C.
Pelosky, Jay OG	1978-79-80	Shrewsbury, Mass.
Penn, Addison C	2020	Southlake, Texas
Penn, Derek LB	1975-76-77-78	Youngstown, Ohio
Pennington, J. G.	1920, 22	Spencer, N.C.
Percy, Walt OL	1987, 89	Edison, N.J.
Perdue, Willard G, HB, E	1937-38-39	Thomasville, N.C.
Perez, Calib OT	2020	Pearland, Texas
Perini, Ed G, B	1944-45, 47	New Village, N.J.
Perkinson, Carl C	1946-47-48-49	Asheville, N.C.
Perkinson, Seth G	1950	Asheville, N.C.
Pernecky, Brendan TE	2020	Los Angeles, Calif.
Perrott, Will OG	2014	Phoenix, Ariz.
Perry, John HB	1943	Raleigh, N.C.
Peters, Connor TE	2014	Hamilton, Ohio
Peterson, Doug K	1986-87-88	Sarasota, Fla.
Petroff, Pete OL	1989-90-91	California, Pa.
Phelan, Dan OG, OE	1969-70-71	Buffalo, N.Y.
Phillips, Jeff WR, CB	2000-01	Southfield, Mich.
Philyaw-Johnson, Damond WR	2018-19-20	Pensacola, Fla.
Phipps, Roy T	1932	Durham, N.C.
Phipps, William DE	1966	Orlando, Fla.
Piasecky, Alex E	1939-40-41	Jeanette, Pa.
Pickens, Joe QB	1993-94	Brooklyn, Ohio
Pickens, Marshall C	1924-25	Albemarle, N.C.
Pieczynski, Eddie OE	1972	Pittston, Pa.
Pierce, Devin FB	1997-98-99-2000	Boca Raton, Fla.
Pierre, Nicodem RB	2015-16-17-18	Miami, Fla.
Pina, J.J. RB	1990	Marion, Mass.
Pitt, Howard E	1951-52-53	Hertford, N.C.
Platt, Andreas S	2005	Greensboro, N.C.
Politan, Joe OT	1971-72	Houston, Pa.
Pollock, Brandon CB	1993-94-95-96	Irmo, S.C.
Poole, Jake G, T	1941-42, 45	Charlotte, N.C.
Poor, John WR	1983	Urbana, Ill.
Porreca, Nick T, G	1932-33-34	Gardner, Mass.
Port, Chris OL	1986-87-88-89	Wanaque, N.J.
Porter, Charles W. C	1923, 25	Asheville, N.C.
Porter, Charles LB, DE	1998-99-2000-01	Columbia, Md.
Post, Ed HB	1954-55	Stanhope, N.J.
Potts, Charles E	1960-61-62	Washington, N.C.
Powell, Calen TE	2001-02-03-04	Bellevue, Wash.
Powell, Maurice DB	1993	Hickory, N.C.
Powell, Shaquille RB	2012-13-14-15	Las Vegas, Nev.
Power, Thomas G, T	1934-35-36	Rosemont, Pa.
Powers, Tom TB, HB	1949-50	Cumberland, Md.
Preston, Pat T	1943	Thomasville, N.C.
Price, Marquies DE	2015-16	Fort Valley, Ga.
Price, Zac OT	1979-80-81	Roanoke, Va.

Pridemore, Matt CB, WR	2007, 09-10	Gainesville, Ga.
Prince, Steve QB	1989-90-91-92	Roscoe, Ill.
Pritchard, Greg DT	1977-78-79	Ivlyand, Pa.
Prosak, Barry C	1972-73	Lorain, Ohio
Prothro, Tommy QB	1939-40-41	Memphis, Tenn.
Pruitt, Robert TB	1975	Berwick, Pa.
Pugh, David K	1968-69-70	Lynchburg, Va.
Purdy, Geoff DE	1987	Bay Village, Ohio

Q • Q • Q

Quansah, Koby LB	2016-17-18-19	Manchester, Conn.
------------------	---------------	-------------------

R • R • R

Rader, Matt OB	1996	Yardley, Pa.
Radloff, Ryan DE	2006-07	Hilton Head Island, S.C.
Raether, Harold E	1944	Toledo, Ohio
Rahming, T.J. WR	2015-16-17-18	Powder Springs, Ga.
Rainer, Mark FB	1943	Bellamy, Ala.
Ramsay, Mike DT	2014-15-16-17	Smyrna, Ga.
Ramsey, Barry G, FB	1961-62	Marion, N.C.
Rappold, Walter QB	1960-61-62	Beckley, W. Va.
Rasheed, Dawud FB	1995-96-97-98	Birmingham, Ala.
Rawley, Curt DT	1969-70	Wellesley, Mass.
Ray, Billy QB	1989-90	Atlanta, Ga.
Rayner, Keilin DT	2014-15	Leland, N.C.
Recinella, Bill T, G	1955-56-57	Steuenville, Ohio
Redding, Clyde T	1941	Portsmouth, Ohio
Redding, Dick LB	1974	Blacksburg, Va.
Redmon, Tijan RB	1991-92-93-94-95	West Palm Beach, Fla.
Reed, AJ K	2016, 18, 19	Prattville, Ala.
Reed, Rick TE	1982-83-84-85	Virginia Beach, Va.
Reese, John T	1946-47-48-49	Berwyn, Md.
Reese, Micael DE	2020	Nashville, Tenn.
Reeves, David TE	2012-13-14-15	Greensboro, Ala.
Reider, Richard HB, E	1965-66	La Porte, Ind.
Reilly, Jim LB	1975-76-77	Cincinnati, Ohio
Reitzel, Baxter P. QB	1924-25	Siler City, N.C.
Reks, Eriks DE	2009-10	Wrentham, Mass.
Renfree, Sean QB	2009-10-11-12	Scottsdale, Ariz.
Renneker, Michael T	1965-66-67	Columbus, Ohio
Respress, Clifford DT	2005-06-07-08	Barnesville, Ga.
Rey, Vincent LB	2006-07-08-09	Far Rockaway, N.Y.
Reynolds, William HB	1960-61-62	Charleston, W. Va.
Rhett, Greg RB	1977-78-79	Charlotte, N.C.
Rhoads, Tom DB	1988-89-90-91	Hilton Head, S.C.
Ribar, Frank T, G	1937-38-39	Alliquippa, Pa.
Ricca, John DE	1971-72-73	Bethesda, Md.
Rice, Chad LB, DE	2001-02	Asheville, N.C.
Rice, Tahj DT	2018-19	Louisville, Ky.
Rider, Garrett S	2012-13	Raleigh, N.C.
Riley, Eron WR	2005-06-07-08	Savannah, Ga.
Ringfield, Jeremy WR, DE	2007-08-09	Lovejoy, Ga.
Riordan, Bob OG	1977-78-79	La Grange, Ill.
Rising, Chris LB	1987-88-89	La Canada, Calif.
Rising, Matt S	2006	Los Angeles, Calif.
Ritz, Jason LB	1993-94-95	Drums, Pa.
Robb, Spencer C	1939	Athens, Tenn.
Roberson, Paul HB	1929	Robersonville, N.C.
Roberts, Anthony FS	2000-01-02	Henrico, N.C.
Robertson, Jontavis WR	2020	Gray, Ga.
Robertson, William WR	2020	Montgomery, Ala.
Robinson, Charles LB	2005-06-07-08	Sarasota, Fla.
Robinson, Cody OG	2013-14-15	McMinnville, Tenn.
Robinson, Roger FB	1938-39	Concord, Mass.
Robinson, Tielor FB	2006, 08	Greenwich, Conn.
Rochelle, Dave FB	1929	Waverly, Tenn.
Rodio, Lee LS	2019	Durham, N.C.
Rogers, Lee FB	1975-76	New York, N.Y.
Rogers, Spencer P	2013	Los Altos, Calif.
Rogers, Thomas E	1931-32-33	Hinton, W. Va.
Rojas, Fred OG	1969-70	Miami, Fla.
Rojas, Kevin LB	2010-11	Raleigh, N.C.
Roland, Andy TE	2002-03-04-05	West Lawn, Pa.
Roland, Fred OT	2005-06-07-08	Hephzibah, Ga.
Romine, Spencer QB	1997-98-99-2000	Cullman, Ala.
Rorie, Christian DT	2020	Raleigh, N.C.
Rose, Danny DE	1968	Florence, S.C.
Rose, John	1921	Franklinton, N.C.
Rose, Martin G	1953-54-55	Lawrence, N.Y.
Rose, Russ G	1943	Dallas, Texas
Rosenberg, David WR	1997	Lake Forest, Ill.
Rosene, Reno OG	2017	Westlake Village, Calif.
Roser, Vince LB	1973-74	Thomasville, N.C.

Rosky, Marcus E	1928-29-30	Chicago, Ill.
Rosoff, Cary LB	1974-75-76	Hicksville, N.Y.
Ross, Akil LB	1999-2000-01	Washington, D.C.
Ross, Colin LS	2020	Scarborough, Maine
Rossell, Hank DT	1974-75-76	Collingswood, N.J.
Rossiter, Harry E, HB	1932-33	Abington, Pa.
Roush, Luke SS	1997-98-99	Richmond, Va.
Rowe, Joe LB	1978-79-80	Alexandria, Va.
Royal, Ted C	1958-59	Clinton, N.C.
Rucker, Kinney DL	2007-08-09	Durham, N.C.
Rucker, Qwe FB	1992	Athens, Ga.
Rudy, Oliver HB	1955-56	Petersburg, Va.
Ruff, Malcolm FB, LB	2002-03-04-05	Baltimore, Md.
Ruffa, Anthony T	1938-39-40	Washington, Pa.
Rumsey, Matt C	2004-05-06-07	Dunwoody, Ga.
Rumph II, Chris DE	2018-19-20	Gainesville, Fla.
Rushton, Eddie HB	1955-56-57	Roanoke, Va.
Russ, Taft G	1929	Laurinburg, N.C.
Russell, Mason TE	2020	Windermere, Fla.
Russell, Scott TE	1981-82-83-84	Winston-Salem, N.C.
Rute, Robert HB	1941-42-43	Easton, Pa.
Rutherford, Don OG	1973	Bricktown, N.J.
Ruzic, Chris DE	1995-96-97	Colleyville, Texas
Rwabukamba, Chris CB	2007-08-09-10	Windsor, Ontario, Canada
Ryan, Frank HB, TB	1965-66-67	Garden City, Pa.
Ryan, Mike OG	1979	Hyannis, Mass.
Ryan, Steve OL	1984-85-86-87	Berwyn, Pa.
Rymyszewski, John LB, FB	1986-87-88	Alexandria, Va.

S O S

Sacrinity, Otis HB	1943	Reidsville, N.C.
Saleeby, Boheeg T	1933	Salisbury, N.C.
Sallee, Brian DT	2005	Cobb, Calif.
Sally, Randy DB	1986-87-88-89	St. Louis, Mo.
Sally, Ron QB	1981, 84	St. Louis, Mo.
Sampson, Erwin DB	1988-89-90-91	Mountclair, N.J.
Sandefur, Glenn TE	1973-74-75-76-77	Cincinnati, Ohio
Sanders, Eric FB	1984-85-86-87	Quincy, Fla.
Sanders, Mario DE, LB	2014	Lyman, S.C.
Sandusky, Mike OG	1975-76-77	Annapolis, Md.
Santanna, Brad SS, LB	1999-2000	Harrisburg, Pa.
Santos, Julian OG	2016-17-18-19	East Lake, Fla.
Sarmiento, Sydney DT	2010-11-12-13	Florence, S.C.
Satysbur, Dennis OE, OB	1969-70-71	Erie, Pa.
Sawyer, Ottis	1921	Gum Neck, N.C.
Saxton II, Alnozo CB	2014-15-16-17	Columbus, Ohio
Scales, Allen DB	1981-82, 84-85	Brentwood, Mo.
Scanlan, Eric NG	1995-96-97-98	Los Angeles, Calif.
Schafer, Pete TB	1967	Ramsey, N.J.
Scharrer, Jim LB, DE	2001-02-03	Erie, Pa.
Scheidt, Eric OG	1992-93-94-95	Howell, N.J.
Schirmann, Rob OG	2005-06-07-08	Cincinnati, Ohio
Schmidt, Kevin C	1997-98-99	Delaware, Ohio
Schmit, Dave C, DT	1973-74	Auburn, Pa.
Schneck, Tyrel OG	1973-74-75	Woodbury, N.Y.
Schneider, Erich TE	2012, 14-15-16	Jacksonville Beach, Fla.
Schneider, Mike QB	2003-04-05	Sharon, Pa.
Schnellenberger, Stuart TE	1979-80	Opa-locka, Fla.
Schock, Carl T, G	1931-32-33	New Rochelle, N.Y.
Schoenhoff, Andy DE, NG	1976-77-78	Cincinnati, Ohio
Schoettner, Mark L	1980	Cincinnati, Ohio
Schoettner, Steve C	1974-75	Cincinnati, Ohio
Schoonover, Dick OT	1978	Burlington, N.C.
Schreiber, Daniel WR	1984	Pittsburgh, Pa.
Schroeder, Sean QB	2011	Laguna Niguel, Calif.
Schunke, P.J. OG	1990-91-92-93	Franklin Lakes, N.J.
Sciulli, Joe DT	1969	Lorain, Ohio
Scott, Darryl WR	2001-02-03	Voorhees, N.J.
Scott, Desmond RB, WR	2009-10-11-12	Durham, N.C.
Scott, James E	1962-63-64	Bryn Mawr, Pa.
Scott, Preston WR	2011	Rochester, N.Y.
Scott, W.	1925	
Scoville, Warren DT	1991-92	Griffin, Ga.
Scudieri, Philip G	1956-57	Cicero, Ill.
Searl, Rich DB, TB, QB	1969-70-71	North Plainfield, N.J.
Self, Joe FB, QB	1950-51	Greensboro, N.C.
Sellars, Earle HB	1925	
Sensibaugh, Rodney DB	1973-74-75-76	Lockland, Ohio
Serravezza, William OE, DE	1965-66	Bronx, N.Y.
Settles, Tamambi FS	1994-95-96-97	Chattanooga, Tenn.
Shabazz, Taariq DE	2017	Kennesaw, Ga.
Shackford, James HB	1965	Oklahoma City, Okla.
Shaheen, Peter FB	2006	Rumson, N.J.
Shanahan, Kyle WR	1998	Englewood, Colo.

Shannon, Chris LS	2008, 10	Andover, Mass.
Shannon, Don LB	1973	Petersburg, Va.
Shannon, Ryan WR	2000	Agoura Hills, Calif.
Sharkey, Ed C, T	1944-45	Arcadia, Fla.
Sharpe, Khary WR	2001-02-03	Voorhees, N.J.
Shasby, Mike QB, DB	1964-65-66	Youngstown, Ohio
Shaw, Aaron TE	1989-90-91	Orlando, Fla.
Sheehan, Dan WR	1995	Jupiter, Fla.
Shelton, Rocky LB	2019-20	Fort Lauderdale, Fla.
Shepherd, Gannon OT	1996-97-98-99	Norcross, Ga.
Sherrill, Zander T, G	1949-50	Greensboro, N.C.
Sherrod, Brad LB	1990-91-92-93	Monroe, N.C.
Shinn, Robert DE	1968-69-70	Annandale, Va.
Shipp, Fred	1923	New Bern, N.C.
Shoonmaker, Fred WB	1949	Lander, Wyo.
Short, Charles E	1930	Charlotte, N.C.
Shute, Raymond	1923	Monroe, N.C.
Siegfried, Winston FB	1940-41	Richmond, Va.
Sime, Scott FB	1981-82-83-84	Key Biscayne, Fla.
Simons, Macon G	1924-25	Statesville, N.C.
Simmons, Perry OT	2010-11-12-13	Raleigh, N.C.
Simpson, Jimmy C	1920-21-22-23	Winston-Salem, N.C.
Simpson, William E, G	1963-64	Dublin, Va.
Singer, Phil DB	1968	Ft. Lauderdale, Fla.
Singleton, Deondre S	2013-14-15-16	Dacula, Ga.
Singleton, Dylan S	2016-17-18-19	Dacula, Ga.
Sink, Fred T, G	1942, 44	Lexington, N.C.
Sink, Joe E	1930-31	Lexington, N.C.
Sink, Nick DE, DT, TE	2011-12-13	Kernersville, N.C.
Sirk, Thomas QB	2014-15	Glen St. Mary, Fla.
Sitter, Jim LB	1995-96	Denver, Colo.
Skapek, Tim K	2019	Dallas, Texas
Skidmore, Alex OG	2016	Virginia Beach, Va.
Skipworth, George TB	1947, 49	Columbus, Ga.
Skura, Matt OG, C	2012-13-14-15	Columbus, Ohio
Slade, Troy WR	1973-74-75	Burlington, N.C.
Slayden, Steve QB	1984-85-86-87	Atlanta, Ga.
Small, Glenn TE	1977-78	Charlotte, N.C.
Small, Jamyon LB	1999-2000-01-02	Pontiac, Mich.
Smathers, Pat OG	1975	Canton, N.C.
Smith, Adam QB	2001-02-03	Orinda, Calif.
Smith, Bill DL	1980-81-82-83	Lawrenceville, Ga.
Smith, B.J. FB	2004-05	Lawrenceville, Ga.
Smith, Bob QB	1944-45	Merchantsville, N.J.
Smith, Bubba LB	1992-93-94	Fayetteville, N.C.
Smith, Charles HB	1950-51-52	Wilmington, N.C.
Smith, Dennis WR	2020	Gaffney, S.C.
Smith, Fultz	1921-22-23	
Smith III, Gary DT	2020	Shelbyville, Tenn.
Smith, Geoff DL, OT	1990-91, 93-94	Medford Lakes, N.J.
Smith, Gordon T	1945	Chattanooga, Tenn.
Smith, Harwood FB, HB	1935-36-37	Petersburg, Va.
Smith, Herman E	1942-43	Greensboro, N.C.
Smith, James E, B	1940-41-42	Hamilton, Ohio
Smith, James "Red" HB	1951-52-53	Winston-Salem, N.C.
Smith, Jared LB	1997	Roswell, Ga.
Smith, Liam C	2019	Little Silver, N.J.
Smith, Lyman DT	1976-77	Glen Head, N.Y.
Smith, Matt TE	2020	Needham, Mass.
Smith, Nathan E	1946	Greensboro, N.C.
Smith, Ryan WR	2013-14-15-16	Las Vegas, Nev.
Smith, Ryan LB	2020	Acworth, Ga.
Smith, Terrell S	2000-01-02-03	Wingate, N.C.
Smith, Tracy FB	1984-85-86	Dallastown, Pa.
Smith, Walter G	1952-53	Raleigh, N.C.
Smith, William G	1945	Augusta, Ga.
Smith, Wyatt CB	1988-89-90-91	Greensboro, N.C.
Smith, Wyatt LB	2016	Fort Myers, Fla.
Smith, Zach LB	2004-05	Suwanee, Ga.
Smithwick, Austin OT	1996-97-98-99	Washington, N.C.
Snead, Josh RB	2010, 12-13-14	Smithfield, N.C.
Snow, David RB	1980-81	Wilmington, Del.
Snowberger, Donald C	1954	New Brighton, Pa.
Snyder, Bruce OG	1972-73-74	Catasauqua, Pa.
Snyderwine, Will K	2009-10-11	Potomac, Md.
Sommers, Richard QB, HB	1950-51-52	Kingsport, Tenn.
Sommers, Richard N. DB	1975-76-77-78	Lexington, N.C.
Sorrell, Sonny E	1953-54-55	High Point, N.C.
Souchak, Michael E	1949-50	Berwick, Pa.
Sovereign, Mackenzie QB	2014	Traverse City, Mich.
Sowell, Taylor S	2012	Spartanburg, S.C.
Spada, Bob E	1958-59-60	Vineland, N.J.
Spangler, Bob BB, QB	1936-37-38	Newport News, Va.
Speacht, Gene G	1942	Altoona, Pa.

Spears, Hal QB	1973-74-75	Ironton, Ohio
Spears, Lee FB	1944	Lexington, N.C.
Spells, Darrell LB	1989-90-91-92	Richwood, Texas
Spogonetz, John QB	1972	Carteret, N.J.
Sprague, Chris P	2004-05	Irvine, Calif.
Spurrier, Gavin QB	2020	Bowling Green, Ky.
Spurrier, Steve WR	1992-93	Gainesville, Fla.
Stallings, Riley E	1954	Durham, N.C.
Stallmeyer, Mike DT	1992-93-94-95	Cincinnati, Ohio
Stallmeyer, Ryan LB	1996-97-98-99	Cincinnati, Ohio
Stanford, Kenneth CB	2001-02-03-04	Detroit, Mich.
Stanley, Buddy G	1955-56	Asheboro, N.C.
Staudinger, Ken OT	1977-78	Elmwood Park, N.J.
Stavins, Chuck T	1964-65	Niagara Falls, N.Y.
Stefanow, Nick TE	2004-05-06-07	Wheeling, W. Va.
Steinbaugh, Mike NG	1996-97-98-99	Pittsburgh, Pa.
Stephanz, Paul RB, FB	1944, 47-48-49	Jacksonville, Fla.
Stephens, Hal HB	1937	Morristown, Tenn.
Stephenson, Craig LB	1973-74	Wilmington, Del.
Stevens, Sayyid LB	2020	Midway, Ga.
Stevenson, Harold E	1940	Elizabethton, Tenn.
Stevenson, Ouan DB	2013	High Point, N.C.
Stewart, Aaron DB	1980-81-82	Greensboro, N.C.
Stewart, Rodney E	1963-64-65	Burlington, N.C.
Stillman, Winslow LB	1972	Virginia Beach, Va.
Stinson, Jaylen S	2020	Opelika, Ala.
Stirt, Danny P	2016	Gainesville, Fla.
Stoltz, Jerry QB	1962-63	Winston-Salem, N.C.
Stone, Tanner OT	2014-15-16	Dallas, Texas
Stoneback, Keith LB	1972-73-74	Lansdale, Pa.
Stopper, Mike RB	1979	Reading, Pa.
Storer, Moffat HB	1940-41-42	Wheeling, W. Va.
Stough, Glen T	1942	Irwin, Pa.
Strauss, Theodore FB	1946	Tallahassee, Fla.
Strojny, Drew OT	2000-01-02-03	Wrentham, Mass.
Stroud, Greg DB	1978-79	Mesa, Ariz.
Stubbs, Kris CB, WR	2007-08	Boynton Beach, Fla.
Stubbs, Pete LB	1982-83-84-85	Capitol Heights, Md.
Suglia, Mike OG	1976	Little Falls, N.J.
Surgan, Joe K	2005-06-07-08	Weston, Fla.
Sutton, Bert FB	1945	Brownsville, Pa.
Swalchick, George QB	1945, 47-48	Glover, Pa.
Swiger, Frank HB	1940	Martins Ferry, Ohio
Swofford, James T	1957-58-59	North Wilkesboro, N.C.
Swomley, Michael E	1965	Baltimore, Md.

T O T

Tabron, Dennis DB	1978-79-80-81	Bunn, N.C.
Talley, John CB	2003-04-05-06	Duncan, S.C.
Talliaferro, Richard E	1935-36	Columbia, S.C.
Talton, Wade T	1941	Smithfield, N.C.
Tangelo, Derrick DT	2017-18-19-20	Gaithersburg, Md.
Tapps, Brandon LB	2004-05-06	Garland, Texas
Tarrall, Elmer E, B	1933-34	Norfolk, Va.
Tate, Cedric WR	1995	Avon Park, Fla.
Tauiliili, Michael LB	2005-06-07-08	Houston, Texas
Taylor, Chris WR	2015-16-17-18	Miramar, Fla.
Taylor, Fred G	1929-30	New York City, N.Y.
Taylor, John LS	2018-19-20	Snellville, Ga.
Taylor, Wesley G	1921-22-23	Norwood, N.C.
Taylor, Will C	2019-20	Snellville, Ga.
Teander, Terron DB	1980-81-82	Cary, N.C.
Telge, Mark HB, DB	1965-66, 68	Manchester, N.H.
Tepe, Louis C	1951-52	Englewood, N.J.
Terry, Dewayne DB	1984-85-86-87	Jacksonville, Fla.
Thielemann, David LB	1978-79	Pittsburgh, Pa.
Thomas, Corey WR	1994-95-96-97	Wilson, N.C.
Thomas, Desi CB	1995-96-97	Lake Worth, Fla.
Thomas, Sean DB	1990-91-92-93	Westerville, Ohio
Thomas, Tommy RB	1977-78-79-80	Winston-Salem, N.C.
Thomas, William C	1964	Fairfax, Va.
Thompson, Corey WR	2004	Atlanta, Ga.
Thompson, John E	1955-56-57	Dunn, N.C.
Thompson, Juwan RB, LB	2010-11-12-13	Fairburn, Ga.
Thompson, Kevin QB	1996-97-98-99	Thomasville, Ga.
Thompson, Mark S	2002-03	Moorestown, N.J.
Thompson, Nate S	2019-20	Sanford, N.C.
Thompson, Orrin DT	2001-02-03	Charlotte, N.C.
Thompson, Paul T	1941	Reidsville, N.C.
Thompson, William TB	1970-71-72	Jacksonville, Fla.
Thomson, Zach OG	2020	Greenwood Village, Colo.
Thorne, Robert G	1927-28-29	Littleton, N.C.
Thorne, Sam	1930	Littleton, N.C.
Thornton, Damian LB	2007-08-09-10	Lenoir, N.C.

Thornton, Paul LB	2008	Katy, Texas
Till, Harrison LS	2004	Wayne, N.J.
Tillery, Glenn WR	1980	Fayetteville, N.C.
Tilley, Emmett LB	1979-80-81-82	Durham, N.C.
Timnell, John FB	1959-60-61	Highland Springs, Va.
Tipton, Eric FB, HB	1936-37-38	Petersburg, Va.
Tipton, Greg LB	2008	Goldsboro, N.C.
Todd, Stuart OG	1970-71-72	Chatham, Va.
Tolish, John WR, P	1981-82-83-84	Brentwood, Mo.
Tomancheck, James DT	1970, 71	Charlotte, N.C.
Tomlinson, Laken OG	2011-12-13-14	Chicago, Ill.
Topping, Tom T	1955-56-57	Roanoke Rapids, N.C.
Torain, Ken CB	2020	Tampa, Fla.
Torrance, Ralph G	1952-53-54	Macon, Ga.
Torrey, Tom OG	1971	Republic, Pa.
Transou, Tripp WR	1981	Greensboro, N.C.
Trapani, Bert E	1943	Savannah, Ga.
Travelstead, Malcolm T	1965-66-67	Baltimore, Md.
Treston, Chris LB	1989-90-91	West Chester, Pa.
Trezvant, Josh WR, S	2009-10-11	Morrilton, Ark.
Trice, David QB, DB	1968-69	Charlottesville, Va.
Trice, Raymond TE	1981-82-83	Atlanta, Ga.
Troxell, Harry G	1941-42	Northumberland, Pa.
Troy, Ballard E	1923, 25	Durham, N.C.
Tulacro, Brett OT	1986-87-88-89	Darien, Conn.
Turner, J. Denis DT	1973-74	Philadelphia, Pa.
Turner, Terry LB	1983	North Miami, Fla.
Tuttle, Lee FB	1925	Lenoir, N.C.
Tuttle, Robert	1926	Newton, N.C.
Tyson, Jimmy LB	1979-80-81	Wingate, N.C.

U • U • U

Uible, David QB	1962-63	Shaker Heights, Ohio
Umbel, Dan C	1996-97-98-99	Miami, Fla.
Unser, Albert DB, OG	1968	Chesapeake, Va.
Unser, Dave E	1959-60-61	Norfolk, Va.
Upshaw, Larry WR	1973-74-75	Coffeyville, Kan.
Urso, Mike DB	1988-89-90	West Orange, N.J.
Ussery, Thomas DE	1970, 72	Ridgeway, Va.
Utt, Garrett TE	2010	Atlanta, Ga.

V • V • V

Vain-Callahan, Eammon RB	2015	Severna Park, Md.
Vann, Art, III DB, HB	1965-66-67	Durham, N.C.
VanNorman, John DT	1970	Durham, N.C.
Varnier, Donovan WR	2008-09-10-11	Miami, Fla.
Verille, Michael TB	1997-98	Orlando, Fla.
Vernon, Conner WR	2009-10-11-12	Miami, Fla.
Verona, Mike RB	1989-90	Murrysville, Pa.
Viau, Louis FB	1948-49	New Orleans, La.
Virgin, Edward T	1965	Ft. Lauderdale, Fla.
Volk, Eric DB	1986-87-88-89	Glen Arm, Md.
Vowels, Robert LB	1979	Atlanta, Ga.

W • W • W

Waddell, Noah DT	2019	Medina, Ohio
Wade, Alex FB	2000-01-02-03	Newtown, Pa.
Wafle, David DT	1990-91-92-93	Fredericksburg, Va.
Walker, Chuck T	1961-62-63	Allison Park, Pa.
Walker, Khilan S	2020	Nesbit, Miss.
Wall, Fletcher C	1943, 46-47	Lexington, N.C.
Wallace, Damon OL	1993-94	Hampton, Va.
Wallace, Jamal DE, DT	2011-12-13-14	Virginia Beach, Va.
Walston, Drew QB	1982-83-84-85	College Park, Ga.
Walter, Brian DT	1982-83-84-85	Deerfield, Ill.
Wareham, Collin K	2017-18	McLean, Va.
Ward, Harry E. LB	1982-83-84-85	Norwood, Mass.
Ward, Thurman "Jule" HB	1933-34-35	Galax, Va.
Warren, L. "Nick" E	1927-28-29	Durham, N.C.
Warrick, Demetrius DT, OT	2002-03-04-05	Wilmington, Del.
Wartman, William HB	1940-41	Charlotte, N.C.
Waters, Jordan RB	2020	Fairmont, N.C.
Waters, Marquis S	2017-18-19-20	Delray Beach, Fla.
Watkins, Brandon WR	2013	Durham, N.C.
Watkins, Tyree WR	2010-11	Camden, N.J.
Watson, Benjamin TE	1999	Rock Hill, S.C.
Watts, John LB	2012	Gastonia, N.C.
Weatherby, Carlton T	1926-27	Faison, N.C.
Weaver, Charles QB	1925-26-27	Winston-Salem, N.C.
Weaver, Joe OG	1977-78	Ettrock, Va.
Weidman, Robert, Jr. FB	1962	Richmond, Va.
Wellner, Kyle S	2016	Mill Neck, N.Y.

Wells, Sidney CB	1992-93-94-95	Jacksonville, Fla.
Welsh, Dan LB	1980-81	Andover, Mass.
Wentz, Earle E	1932-33-34	Schofield, Va.
Wenzel, Bob LB, DE	1969-70	Toledo, Ohio
Werner, Albert G	1930-31-32	Durham, N.C.
West, Ed E	1933-34-35	Weaverville, N.C.
Westfall, Lake DE	1979	Fredericksburg, Va.
Whitaker, Nathan P	1990	Gainesville, Fla.
White, Cliff WR	1988	Elizabeth, N.J.
White, DeAndre LB	2002-03-04-05	Suffolk, Va.
White, John WR	1983-84	Irving, Texas
White, T.C. TB	1993	Elizabeth City, N.C.
White, Wes OT	1997-98-99-2000	Gilbert, W. Va.
Whitener, Paul FB	1934	Hickory, N.C.
Whitley, Elbert E	1952	Albemarle, N.C.
Whyte, Les T	1944	Princeton, N.J.
Widener, Paul E	1960-61-62	Westminster, Md.
Wiesley, Bruce E, DE	1964-65-66	Darien, Conn.
Wigal, Mark WR	2002-03-04	Morgantown, W. Va.
Wiggins, Chris DL	1994	La Grange, N.C.
Wild, Glenn TB, QB	1949-50-51	Pittsburgh, Pa.
Wiley, Steve TE	1978	Medford Lakes, N.J.
Wilkinson, Nick NG	2000	Franklin, Ga.
Wilkinson, Jay HB, QB	1961-62-63	Norman, Okla.
Wilkinson, Scott NG	1982-83-84	Leavenworth, Kan.
Wilks, Letavious TB	1996-97-98-99	Crestview, Fla.
Williams, Alex LB	2003-04-05-06	Dublin, Ga.
Williams, Alfred LB	2005-06-07	College Park, Ga.
Williams, Antone CB, S	2018-19	Atlanta, Ga.
Williams, Benjamin FB	1947	Oxford, N.C.
Williams, Deion LB, DE	2012-13-14-15	Long Beach, Calif.
Williams, Fonda DB	1985-86-87, 89	Canton, Ohio
Williams, G.H. T	1943	West Memphis, Ark.
Williams, Glenn CB	2005-06-07-08	Baltimore, Md.
Williams, Johnny WR, CB	2008-09-10-11	St. Stephens, Ala.
Williams, Kenneth C	1960-61-62	Lexington, N.C.
Williams, Mason CB	2018	Pasadena, Calif.
Williams, Matt OT	1991-92-93-94	Birmingham, Ala.
Williamson, Chuck RB	1973-74-75-76	Willingboro, N.J.
Willoughby, Jack K	2014	Princeton, N.J.
Wilson, Gary HB, FB	1960-61	Alliance, Ohio
Wilson, J. Page FB	1965-66	Durham, N.C.
Wilson, Jack HB	1959-60-61	Raleigh, N.C.
Wilson, James T	1967	Gainesville, Fla.
Wilson, Kevin DT	2003-04	Riverdale, Ga.
Wilson, Marc WR	1994-95-96	Barrington, Ill.
Wilson, Porter P	2020	Fairlawn, Ohio
Wilson, Rusty QB	2000-01-02-03	Britton, Mich.
Wilson, Shaun RB	2014-15-16-17	Charlotte, N.C.
Winslow, W. Ronald C	1963	Asheboro, N.C.
Winstead, Harold DB	1980-81-82, 84	Portsmouth, Va.
Winters, Gil DE	1991-92-93	Willingboro, N.J.
Winters, Gus	1923	
Winterson, Alex T	1938-39-40	Hempstead, N.Y.
Wise, Jack WR	2012, 14	Rumson, N.J.
Wispelwey, Chris QB	2001-02-03	Pompton Plains, N.J.
Withrow, William HB	1959	Charleston, W. Va.
Witzel, Fred QB	1943	Maplewood, N.J.
Wohlabaugh, Jack OG, C	2018-19-20	Akron, Ohio
Wolcott, Scott K	1977	Greenville, N.C.
Wolitzer, Ryan RB	2019	Purchase, N.Y.
Wolf, A.J. DT	2013-14-15-16	Greenwich, Conn.
Wolfe, Garland G	1943-44	Greensboro, N.C.
Wolfe, Jim FB	1942-43	Greensboro, N.C.
Wood, Ryan WR	2005-06-07-08	Buford, Ga.
Wood, Tony OT	1974-75	Brockton, Mass.
Woods, Howard DB	1983-84-85	Detroit, Mich.
Woods, J'Marick S	2020	Florence, Ala.
Woodall, Al QB	1966-67	Erwin, N.C.
Woodard, C.J. S	2002-03-04-05	Henderson, N.C.
Woodruff, Jonathan LB, DE	2011-12-13-14	Waldorf, Md.
Worley, Jay OL	1986-87-88	Smyrna, Ga.
Worthington, Jim LB	1985-86-87-88	Pierson, Fla.
Wray, Carlos OT	2012-13-14-15	Shelby, N.C.
Wright, Aaron TE	2020	Glen Allen, Va.
Wright, David PK	1970-71	St. Louis, Mo.
Wright, Dean HB	1959-60-61	Coral Gables, Fla.
Wright, Jomar WR	2004-05-06-07	Duncan, S.C.
Wright, Leon CB	2006-07-08-09	St. Petersburg, Fla.
Wright, Ray RB, WR	1991-92-93-94	Hurst, Texas
Wroten, Elijah C	2020	Oreland, Pa.
Wuchina, Joe G, T	1959-60	Midland, Pa.
Wyatt, Ben LS	2017-18-19	Davidson, N.C.
Wyatt, Robert HB	1961-62	Durham, N.C.

Wyrick, Harvey	1926	
Y • Y • Y		
Yates, Earl G, T	1963-64-65	Hamlet, N.C.
Yellott, Dan NG	1978-79-80-81	Smithsburg, Md.
Yorke, Fred G, T	1936-37-38	War, W. Va.
Youmans, Corren P. E	1949-50	Miami, Fla.
Youmans, Murray DL	1982-83, 85-86	Whitsett, N.C.
Youmans, Scott DL	1989-90-91, 93	Gibsonville, N.C.
Young, Aaron WR	2016-17-18-19	Murrieta, Calif.
Young, Chancellor WR	2004	Woodinville, Wash.
Young, James T	1947-48-49-50	Massillon, Ohio
Young IV, Lummie S	2018-19-20	Anderson, S.C.
Young-Wiseman, Anthony S	2010-11-12-13	Bethesda, Md.

Z • Z • Z

Ziegler, Bill TE	1977	Pompton Plains, N.J.
Zielinski, Matt LB, NG	2000-01-02-03	East Amherst, N.Y.
Zirkle, Fred E, DT	1965, 67-68	Blacksburg, Va.
Zuanich, John LB	1992-93-94-95	La Jolla, Calif.
Zuker, Fred DT	1966	Chattanooga, Tenn.
Zuberer, Bud TE	1987-88-89	Wayne, N.J.
Zwirko, Bob DB, TB	1969-70-71	Holyoke, Mass.

ALL-TIME CAPTAINS

1888	W.A. Johnston	1970	Dick Biddle	1998	Lennie Friedman	2015	Jeremy Cash
1889	S.J. Durham		Leo Hart		Dawud Rasheed		Matt Skura
1890	Robert L. Durham	1971	Lanny Murdock		Eric Scanlan	2016	Jela Duncan
1891	Tom Daniels		Dennis Satyshur	1999	Chris Combs		DeVon Edwards
1892	W.W. Flowers		Rich Searl		Eric Jones		Thomas Sirk
1893	Alphonso Avery, Jr.	1972	Dale Grimes		Scottie Montgomery		A.J. Wolf
1894	Plato Durham		Bill Hanenberg		Austin Smithwick	2017	Austin Davis
1920	Braxton Jones		Steve Jones	2000	Troy Andrew		Bryon Fields Jr.
1921	Richard Leach	1973	Mark Johnson		Troy Austin		Daniel Jones
1922	Tom Neal		John Ricca		Todd DeLamielleure		Mike Ramsay
1923	Jimmy Simpson		Keith Stoneback		Spencer Romine	2018	Joe Giles-Harris
1924	Game-by-game	1974	Mike Bomgardner	2001	Ben Erdeljac		Ben Humphreys
1925	Fred Grigg		Keith Stoneback		Ronnie Hamilton		Daniel Jones
1926	James Thompson	1975	Ernie Clark		Mike Hart		Johnathan Lloyd
1927	C.C. Bennett		Dave Meier		Nate Krill	2019	Zach Baker
1928	Roy Hunter		Hal Spears	2002	Ryan Fowler		Edgar Cerenod
1929	Henry Kistler	1976	Tony Benjamin		Jamyon Small		Quentin Harris
1930	Lee Davis		Billy Bryan		Drew Strojny		Tre Hornbuckle
1931	Kidd Brewer		Bob Grupp	2003	Ryan Fowler		Koby Quansah
1932	Lowell Mason	1977	Frank DeStefano		Terrell Smith		Dylan Singleton
1933	Carl Schock		Jeff Green		Drew Strojny	2020	Michael Carter II
1934	Jack Dunlap	1978	Mike Dunn		Alex Wade		Noah Gray
1935	James Johnston		Carl McGee	2004	Giuseppe Aquanno		Deon Jackson
1936	Ace Parker		Dan Brooks		Phillip Alexander		Chris Rumph II
1937	Woodrow Lipscomb	1979	Craig Hoskins		Chris Dapolito		Jack Wohlabaugh
1938	Dan Hill		Bob Riordan		Kenneth Stanford		
	Eric Tipton	1980	Ed Brown	2005	Phillip Alexander	^A Alternate captain	
1939	Allen Johnson		Dennis Tabron		Brendan Dewan	^C Co-captain	
1940	Alex Winterson	1981	Greg Bamberger		Ronnie Elliott	^H Honorary captain	
1941	Bob Barnett		Cedric Jones	2006	Casey Camero		
1942	Jim Smith		Dennis Tabron		Eli Nichols		
1943	Game-by-game		Dan Yellott		John Talley		
1944	Gordon Carver	1982	Robert Oxendine	2007	Patrick Bailey		
1945	Ernie Knotts		Emmett Tilley		Chris Davis		
	Kelley Mote	1983	Phil Ebinger		Matt Rumsey		
1946	Bill Milner	1984	Johnny Hill		Jomar Wright		
1947	Ben Cittadino		^C Scott Russell	2008	Greg Akinbiyi		
1948	Al DeRogatis		^C Ron Sally		Re'quan Boyette		
1949	Louis Allen	1985	Pete Stubbs		Cameron Goldberg		
1950	Billy Cox	1986	Paul Constantino		Vincent Rey		
1951	James Gibson		Mike Junkin		Eron Riley		
1952	Louis Tepe	1987	Jason Cooper		Tielor Robinson		
1953	Howard Pitt		Dave Demore		Michael Tauilili		
1954	Jerry Barger		Dewayne Terry		Glenn Williams		
1955	Jesse Birchfield	1988	Wayne Charles	2009	^A Re'quan Boyette		
1956	Buddy Bass		Anthony Dilweg		Thaddeus Lewis		
1957	Hal McElhaney		Jeff Patten		^A Vince Oghobaase		
	^A Tom Topping	1989	John Howell		^A Ayanga Okpokowuruk		
1958	Pryor Millner		Carey Metts		Vincent Rey		
	^A George Dutrow	1990	Randy Jones		^A Leon Wright		
1959	Mike McGee		Chip Nitowski	2010	Abraham Kromah		
	^A Don Denne		Erwin Sampson		Bryan Morgan		
1960	Art Browning		Mike Urso		Chris Rwabukamba		
	^A Butch Allie	1991	Pete Petroff	2011	Matt Daniels		
1961	Jack Wilson		Erwin Sampson		Charlie Hatcher		
	^A Dave Unser	1992	Randy Cuthbert		Kyle Hill		
1962	Johnny Markas		Darrell Spells		Sean Renfree		
	^C Walt Rappold	1993	Steve Alderfer	2012	Walt Canty		
	^H Bobby Wyatt		Robert Baldwin		Ross Cockrell		
1963	Chuck Walker		Brad Sherrrod		Sean Renfree		
	^A Jay Wilkinson		Scott Youmans		Conner Vernon		
1964	Dan Lonon	1994	Zaid Abdul-Aleem	2013	Anthony Boone		
	^A J.V. McCarthy		Robert Baldwin		Ross Cockrell		
1965	John Gutekunst		Matt Williams		Justin Foxx		
	^A Chuck Drulis	1995	Spence Fischer		Dave Harding		
	^A John McNabb		Jon Merrill		Juwan Thompson		
1966	Bob Matheson	1996	Gerald Ford	2014	Kelby Brown		
	Mike Shasby		Billy Granville		Anthony Boone		
1967	Bob Foyle		John Krueger		Jeremy Cash		
	Mike Murphy	1997	Chike Egbuniwe		Jamison Crowder		
1968	J.B. Edwards		Jeff Hodrick		Laken Tomlinson		
1969	Jim Dearth						

ALL-TIME COACHING LEDGER

Coach	Years	Seasons	Record	Pct.
Dr. John Crowell	1888-89	2	4-1-0	.800
<i>No Coach</i>	1890-94	5	7-6-0	.539
Floyd J. Egan	1920	1	4-0-1	.900
James Baldwin	1921	1	6-1-2	.778
Herman Steiner	1922	1	7-2-1	.750
S.M. Alexander	1923	1	5-4-0	.556
Howard Jones	1924	1	4-5-0	.444
Pat Herron	1925	1	4-5-0	.444
James DeHart	1926-30	5	24-23-2	.510
Wallace Wade	1931-41; 1946-50	16	110-36-7	.742
Eddie Cameron	1942-45	4	25-11-1	.689
Bill Murray	1951-65	15	93-51-9	.637
Tom Harp	1966-70	5	22-28-1	.441
Mike McGee	1971-78	8	37-47-4	.443
Shirley "Red" Wilson	1979-82	4	16-27-1	.375
Steve Sloan	1983-86	4	13-31-0	.295
Steve Spurrier	1987-89	3	20-13-1	.603
Barry Wilson	1990-93	4	13-30-1	.307
Fred Goldsmith	1994-98	5	17-39-0	.304
Carl Franks	1999-03	4+	7-45-0	.135
Ted Roof	2003-07	4+	6-45-0	.118
David Cutcliffe	2008-present	13	74-88-0	.457
	106 seasons	-	518-532-31	.494

ALL-TIME ASSISTANT COACHES

Aldridge, Miles	1983-84	Faris, Jeff	2014-21	Knotts, Tom	2004	Roof, Ted	1990-93, 2002-03
Albert, Ben	2016-21	Forte, Mo	1976-77	Knowles, Jim	2010-17	Roper, Kurt	2008-13
Allison, Rodney	1984-86	Franks, Carl	1987-89	Koenning, Jr., Les	1998	Roper, Zac	2008-21
Anderson, Gary	1979	Frey, Greg	2020-21	Kupec, Dick	1973-74	Sanders, Bob	1985-89
Anderson, Scott	1990-93	Galbraith, Marty	2004	Landon, Mark	1978-80	Sanders, Carl	1979-80
Austin, Edward	1949	Geis, Buddy	1993	Latina, John	2012-15	Sanders, E.T.	1930
Azzinaro, Jerry	2004-06	Gibbs, Alex	1969-70	Lewis, Cliff	1995	Satyshur, Dennis	1974-75
Beckish, Larry	1995-97	Gillespie, J.S.	1973	Limbaugh, Tommy	1983-86	Senter, Brad	1982
Bell, Richard	1983-87	Goethie, Lanier	2018-20	London, Charles	2006	Sherrrod, Brad	1997-2007
Benedict, Kirk	2018-21	Gonzales, Jimmy	1994-95	Long, Jeff	1986	Slaughter, Roger	1981-82
Bennett, Ben	1999-2000	Guerrieri, Matt	2015-21	Lubick, Matt	2010-12	Snyder, Ron	1970
Bohl, Craig	1994	Gutekunst, John	1967-78, 2007	Luke, Matt	2008-11	Spencer, Glenn	2004-07
Bossons, Bob	1957,71-74	Guy, John	1978-80	MacIntyre, Mike	2008-09	Spurrier, Steve	1980-82
Bowden, Tommy	1983-86	Haglan, Dennis	1976-77	Matheson, Bob	1981-82	Stanley, Dennis	1939-45
Boyette, Re'quan	2013-21	Hagler, Ellis	1930-56	Matous, Ken	1994-98	Story, Sam	1977-82
Bridge, Jim	2016-19	Hall, Jack	1965-68	McCrone, Ron	1983-84	Strahm, Dale	1990-93
Broadway, Rod	1981-94	Hammerschmidt, Dan	1988-93	McElhaney, Hal	1964-65	Strollo, John	2005-07
Brown, Marvin	1987-92	Hampton, Chris	2020	Magee, Calvin	2021	Taylor, Trooper	2019-21
Brown, Mickey	1979-82	Harris, Bishop	1973-75	McGee, Jerry	1971-75	Thomas, Mark	1985-86
Brown, Scott	1996-2007	Hart, Leo	1975-76	McGee, Mike	1964-65	Thompson, Larry	1971-72, 77-80
Brush, Bob	1975-76	Harvey, Bill	1961-65	McGeorge, Rich	1981-82, 87-89, 2002-03	Tilson, W.E.	1928-30
Caldwell, Herschel	1930-71	Haupt, Dale	1977	McGrath, Sam	2021	Timer, Sam	1966-69
Cameron, Eddie	1930-41, 46-50	Heimerdinger, Mike	1994	McInerney, Jeff	1994-95	Towers, Dick	1974-76
Chatham, Fred	1989-2005	Helton, Clay	1996	McNabb, John	1972-73	Trott, Bob	1996-2001
Cleary, Walt	1971	Hendrickson, Horace	1949-50	McWhorter, Mac	1990	Urlick, Max	1971-73
Clyburn, Louis	2001-03	Hennemier, John	1946-48	Middleton, Ron	2008-12	Vaas, Peter	2007
Coachys, Rich	1987	Hetrick, Jacque	1966-70	Million, Ted	1991-93	Voyles, Carl	1931-38
Collins, Jim	1985-89, 2008-15	Hickman, William	1950	Montgomery, Scottie	2006-09, 13-15	Walker, Chuck	1976
Como, Rich	1983-85	Hill, Aubrey	1999-2003	Moon, Lee	1973-75	Ward, T.R. Jule	1936-37
Cox, Robert	1943-70	Hill, George	1966-70	O'Boyle, Thomas	1951-58	Williams, Greg	1995
Creehan, Dennis	2001-02	Hobby, Marion	2008-10	O'Brien, Bill	2005-06	Williamson, Eddie	1978-82
Crisson, Stan	1966-70	Hopkins, Dick	1981-82	Pancoast, Brad	1974-75	Wilson, Barry	1987-89
Crook, Monty	1983-84	Hunter, Harold	1966-70	Parker, Ace	1947-65	Wilson, Eddie	1972-73, 90-93
Cropp, John	1983	Johnson, Rick	1988	Parker, Gerad	2018	Wilson, Red	1977
D'Alessandris, Joe	1997-2001	Johnson, Marcus	2016-17	Pearman, Danny	2007	Yanowsky, Don	2003-05
DeForest, Joe	1994-2000	Jones, Derek	2008-19	Petri, Rick	2012-14	Yoshida, Cliff	1978-80
DeLamielleure, Joe	1996-2000	Karmazin, Mike	1948-50	Phillips, Oliver	1979-82	Younglin, Ted	1959-63
Edwards, George	1996	Kelly, David	2004-05	Pierson, Marty	1951-65, 71	Zernhelt, John	1994-95
Emory, Ed	1977	Kemp, Dick	1977-79	Potter, Harvey	1943-45		
Faircloth, Bill	1976-77	Kerr, Larry	2006-07	Pry, Jim	2001-03		
Falcone, Carmen	1946-72	Knotts, Doug	1958-65	Robinson, Joe	1971-72		

HONORS & AWARDS

All-America

1932	Fred Crawford, T	AP ² , UPI ²
1933	Fred Crawford, T	AP ¹ , NEA ¹ , CL ¹
1934	Jack Dunlap, G	LIB ³
1934	Earle Wentz, E	LIB ²
1935	Ace Parker, HB	NEA ² , AP ³ , UPI ³ , LIB ³
1936	Joe Brunansky, T	WIL ³
1936	Ace Parker, HB	AP ¹ , UPI ¹ , HRT ¹ , WC ¹ , NEA ²
1937	Joe Brunansky, T	NEA ²
1937	Elmore Hackney, QB	NEA ²
1938	Dan Hill, C	NEA ¹ , LIB ¹ , HRT ¹ , WC ¹ , AP ² , UPI ²
1938	Eric Tipton, FB	UPI ¹ , NEA ³
1939	George McAfee, HB	AP ² , NEA ² , UPI ²
1939	Frank Ribar, T	HRT ² , AP ³
1940	Tony Ruffa, T	AP ² , LIB ² , WIL ² , UPI ³
1941	Mike Karmazin, T	LIFE ² , AP ³ , NEA ^{HM}
1941	Steve Lach, HB	CL ¹ , NEA ¹ , LIB ¹ , AP ² , UPI ² , LIFE ²
1941	Bob Barnett, C	WIL ³ , AP ^{HM}
1941	Bob Gantt, E	AP ^{HM}
1941	Tom Davis, HB	AP ^{HM}
1941	Pete Goddard, G	AP ^{HM}
1941	Alex Piasecky, E	AP ^{HM}
1942	Bob Gantt, E	FN ¹
1943	Bob Gantt, E	UPI ¹ , INS ² , AP ^{HM} , SN ^{HM}
1943	Bill Milner, G	NYS ¹ , AP ^{HM} , SN ^{HM} , UPI ^{HM}
1943	Pat Preston, T	AP ¹ , INS ¹ , UPI ^{HM}
1943	Tom Davis, HB	AP ^{HM} , UPI ^{HM}
1943	Buddy Luper, HB	AP ^{HM} , UPI ^{HM}
1943	Benny Cittadino, E	AP ^{HM} , UPI ^{HM}
1943	Jim Myers, G	AP ^{HM} , UPI ^{HM}
1944	Tom Davis, HB	AP ³ , UPI ^{HM}
1944	Garland Wolfe, G	UPI ^{HM}
1944	Ernie Knotts, G	AP ^{HM} , UPI ^{HM}
1944	John Kerns, T	AP ^{HM} , UPI ^{HM}
1944	Frank Irwin, T	AP ^{HM}
1944	Gordon Carver, HB	AP ^{HM}
1945	George Clark, HB	FC ² , AP ^{HM}
1945	Ernie Knotts, G	FC ² , FW ³ , AP ^{HM}
1945	Kelley Mote, E	AP ^{HM}
1946	Bill Milner, G	AP ¹ , SN ¹ , FC ² , FW ²
1947	Fred Folger, WB	UPI ^{HM}
1948	Al DeRogatis, T	TRIB ¹
1949	Louis Allen, T	AP ³
1949	Billy Cox, HB	AP ^{HM}
1950	Billy Cox, HB	CL ¹
1950	Blaine Earon, E	AP ¹
1951	Red Smith, HB	CL ¹
1952	Ed Meadows, T	CL ¹
1953	Bob Burrows, G	AP ³ , UPI ^{HM}
1953	Ed Meadows, T	FW ¹ , FBD ¹ , WIL ¹ , UPI ²
1953	Red Smith, HB	WIL ^{HM} , UPI ^{HM}
1953	Johnny Palmer, C	UPI ^{HM}
1955	Bob Pascal, HB	WIL ¹
1956	Hal McElhaney, FB	AP ^{HM}
1956	Sidney DeLoatch, T	UPI ^{HM} , AP ^{HM}
1956	Sonny Jurgensen, DB	AP ^{HM}
1956	Buddy Bass, E	AP ^{HM} , UPI ^{HM}
1957	Roy Hord, T	WIL ¹ , INS ² , NYN ² , UPI ² , AP ^{HM} , NEA ^{HM}
1957	Tom Topping, T	FW ¹ , AP ³ , NEA ³ , WIL ^{HM} , FC ^{HM} , UPI ^{HM}
1957	Hal McElhaney, FB	AP ^{HM} , FC ^{HM} , UPI ^{HM} , WIL ^{HM}
1957	Wray Carlton, HB	AP ^{HM} , NEA ^{HM} , UPI ^{HM}
1957	George Dutrow, HB	WIL ^{HM}
1957	Dave Hurm, E	UPI ^{HM}
1958	Wray Carlton, HB	UPI ^{HM}
1958	Mike McGee, G	UPI ^{HM}
1959	Mike McGee, G	FW ¹ , TIME ¹ , NEA ² , WIL ² , SN ³ , UPI ³
1960	Dwight Bumgarner, E	AP ³
1960	Tee Moorman, E	FW ¹ , FN ¹ , FC ² , NEA ² , UPI ²
1961	Art Gregory, T	AP ³
1962	Jean Berry, G	FW ¹ , WIL ² , FW ³
1962	Art Gregory, T	AP ² , WIL ^{HM} , UPI ^{HM} , NEA ^{HM}
1962	Mike Curtis, FB	AP ^{HM} , WIL ^{HM}
1962	Billy Futrell, HB	NEA ^{HM}
1962	Johnny Markas, G	WIL ^{HM}
1963	Jay Wilkinson, HB	FW ¹ , FC ¹ , UPI ¹ , AP ² , WIL ² , NEA ³
1963	Stan Crisson, E	AP ^{HM} , NEA ^{HM} , UPI ^{HM} , WIL ^{HM}

1963	Scotty Glacken, QB	AP ^{HM}
1964	Mike Curtis, FB	NEA ³
1964	Dan Lonon, T	AP ^{HM}
1964	J.V. McCarthy, T	AP ^{HM}
1965	Jay Calabrese, FB	AP ^{HM}
1965	Chuck Drulis, E	AP ^{HM}
1965	Bill Jones, T	AP ^{HM}
1965	Bob Matheson, LB	AP ^{HM}
1965	John McNabb, G	AP ^{HM}
1965	Chuck Stavins, T	AP ^{HM}
1966	Bob Matheson	LBAP ¹ , SN ¹ , TIME ¹ , FBD ² , HLM ²
1966	Dave Dunaway, E	AP ^{HM}
1967	Andy Beath, E	AP ^{HM}
1967	Chob Foyle, G	AP ^{HM}
1967	Mike Murphy, C	AP ^{HM}
1968	Dick Biddle, LB	AP ^{HM}
1968	Henley Carter, WR	AP ^{HM}
1968	Leo Hart, QB	AP ^{HM}
1969	Leo Hart, QB	AP ^{HM}
1970	Dick Biddle, LB	AP ³
1970	Leo Hart, QB	AP ^{HM}
1970	Wes Chesson, WR	AP ^{HM}
1970	Rich Searl, DB	AP ^{HM}
1970	Bruce Mills, DE	AP ^{HM}
1971	Ernie Jackson, DB	KDK ¹ , FW ¹ , GRID ¹ , AP ²
1971	Ed Newman, OG	FN ² , AP ^{HM}
1971	Rich Searl, DB	AP ^{HM}
1972	Steve Jones, RB	AP ³
1972	Dale Grimes, C	AP ^{HM}
1972	Bill Hanenberg, DB	AP ^{HM}
1972	Ed Newman, OG	AP ^{HM}
1973	Ernie Clark, DE	AP ^{HM}
1973	John Ricca, DT	AP ^{HM}
1973	Keith Stoneback, LB	AP ^{HM}
1974	Keith Stoneback, LB	FN ³
1975	Billy Bryan, C	AP ^{HM}
1975	Dave Meier, LB	AP ^{HM}
1975	Gary Pellom, OT	AP ^{HM}
1976	Billy Bryan, C	FW ¹ , WC ¹ , AP ² , UPI ^{HM}
1976	Bob Grupp, DB	AP ^{HM}
1976	Tom Hall, WR	AP ^{HM}
1976	Carl McGee, LB	AP ^{HM}
1977	Mike Dunn, QB	AP ^{HM}
1977	John Patterson, OT	AP ^{HM}
1980	John Brinkman, TE	AP ^{HM}
1980	Dennis Tabron, DB	AP ^{HM}
1981	Cedric Jones, WR	AP ²
1981	Charles Bowser, DE	AP ^{HM}
1982	Chris Castor, WR	AP ² , FN ³ , UPI ^{HM}
1982	Philip Ebinger, C	AP ^{HM}
1982	Robert Oxendine, OT	FN ² , AP ³
1983	Ben Bennett, QB	AP ³
1983	Phil Ebinger, C	FN ³ , AP ^{HM}
1985	Mike Junkin, LB	AP ^{HM}
1986	Mike Junkin, LB	AP ² , SN ²
1988	Clarkston Hines, WR	FW ¹ , AP ² , FN ²
1989	Clarkston Hines, WR	AP ¹ , FW ¹ , FC ¹ , UPI ¹ , WC ¹
1989	Chris Port, OT	FW ¹ , AP ² , UPI ²
1994	Robert Baldwin, RB	AP ³ , UPI ^{HM}
1994	Ray Farmer, FS	AP ³ , UPI ^{HM}
1994	Matt Williams, OT	UPI ²
1994	Bill Khayat, TE	FN ^{HM}
1999	Chris Combs, DT	AP ^{HM}
1999	Sims Lenhardt, K	FN ^{HM}
2000	Brian Morton, P	FW ¹ , SN ¹ , AP ²
2001	Mike Hart, TE	AP ^{HM}
2008	Michael Tauiliili, LB	WC ² , AP ³
2009	Vince Oghobaase, DT	SN ³
2010	Will Snyderwine, K	AFCA ¹ , WC ²
2011	Matt Daniels, S	WC ² , R ³ , Y ³
2012	Ross Cockrell, CB	SI ^{HM}
2012	Ross Martin, K	SI ^{HM}
2013	Jeremy Cash, S	USAT ²
2013	Jamison Crowder, PR	FW ² , PS ² , SI ²
2013	DeVon Edwards, KR	WC ² , AS ³ , PS ³ , SI ^{HM}
2014	Jeremy Cash, S	FW ² , WC ² , PS ²

2014	Jamison Crowder, AP	LIN ²
2014	DeVon Edwards, KR	SI ^{HM}
2014	Ross Martin, K	SI ^{HM}
2014	Will Monday, P	SI ^{HM}
2014	Laken Tomlinson, OG	AP ¹ , WC ¹ , USAT ² , AS ² , SN ² , LIN ³ , PS ³ , SI ^{HM}
2015	Jeremy Cash, S	AFCA ¹ , AP ¹ , AS ¹ , CBS ¹ , ESPN ¹ , FW ¹ , PS ¹ , SI ¹ , SN ¹ , USAT ¹ , WC ¹
2015	DeVon Edwards, KR	SI ^{HM}
2015	Ross Martin, K	SI ^{HM}
2015	Matt Skura, C	USAT ² , PS ⁴ , SI ^{HM}
2017	Mark Gilbert, CB	AS ⁴
2017	Joe Giles-Harris, LB	WC ² , CBS ² , PS ³ , CFN ^{HM}
2019	Noah Gray, TE	WC ²
2019	Damond Philyaw-Johnson, KR	PS ⁴
2019	Chris Rumph II, DE	SI ² , PFF ¹

LEGEND

AFCA – American Football Coaches Association
 AP – Associated Press
 AS – Athlon Sports
 CBS – CBS Sports
 CFN – College Football News
 CL – Collier's
 ESPN – ESPN
 FC – Football Coaches
 FBD – Football Digest
 FN – Football News
 FW – Football Writers
 GRID – Gridiron Magazine
 HLM – Helms
 HRT – Hearst Newspapers
 INS – International News Service
 KDK – Kodak
 LIB – Liberty
 LIFE – Life Magazine
 LIN – Lindy's Sports
 NEA – Newspaper Enterprise America
 NYN – New York News
 NYS – New York Sun
 PFF – Pro Football Focus
 PS – Phil Steele
 R – Rivals.com
 SI – Sports Illustrated
 SN – Sporting News
 TRIB – Chicago Tribune
 UPI – United Press International
 USAT – USA Today
 WC – Walter Camp Foundation
 WIL – Williamson
 Y – Yahoo! Sports

¹First team ²Second team ³Third team
⁴Fourth team ^{HM}Honorable mention

Freshman All-America

1973	Tony Benjamin, RB	FN ¹
1975	Carl McGee, LB	FN ¹
1975	Mike Dunn, QB	FN ²
1986	Chris Port, OT	FN ¹
2000	Ryan Fowler, LB	SN ²
2001	Jim Scharrer, LB	SN ⁴
2003	Ben Patrick, TE	SN ²
2004	Chris Davis, KR	SN ²
2005	Michael Tauilili, LB	SN ¹
2005	Zack Asack, QB	SN ^{HM}
2006	Vince Oghobaase, DT	SN ^{HM}
2006	Thaddeus Lewis, QB	SN ^{HM}
2007	Kevin Jones, P	SN ^{HM}
2008	Kyle Hill, OG	SN ¹
2009	Conner Vernon, WR	SN ¹
2010	Kelby Brown, LB	CFN ^{HM} , PS ⁴
2010	Ross Cockrell, CB	CFN ^{HM} , PS ³
2010	Dave Harding, OG	PS ³
2010	Sydney Sarmiento, DT	PS ³
2010	Perry Simmons, OT	CFN ^{HM}
2011	Laken Tomlinson, OG	SN ¹
2012	Jela Duncan, RB	CFN ^{HM}
2012	Ross Martin, K	SN ¹ , PS ¹ , CBS ¹ , CFN ^{HM}
2012	Will Monday, P	PS ¹ , CFN ^{HM}
2013	DeVon Edwards, KR	PS ¹ , SN ¹ , AS ²
2014	Shaun Wilson, RB	CFN ^{HM}
2015	Tinashe Bere, LB	CI ^{HM} , CFN ^{HM}
2015	T.J. Rahming, WR	CI ^{HM} , CFN ^{HM}
2016	Joe Giles-Harris, LB	AS ¹ , USAT ¹ , CI ¹
2016	Daniel Jones, QB	CI ^{HM}
2017	Victor Dimukje, DE	ESPN ¹
2018	Chris Rumph II, DE	USAT ¹
2019	Jalon Calhoun, WR	PFF ^{HM}
2019	Eli Pancol, WR	PFF ^{HM}
2020	Graham Barton, C	ATH ²
2020	Porter Wilson, K	ATH ²

ATH – The Athletic; AS – Athlon Sports; CBS – CBS Sports; CFN – College Football News; CI – Campus Insiders; ESPN – ESPN; FN – Football News; PFF – Pro Football Focus; PS – Phil Steele; SN – Sporting News; USAT – USA Today Sports

Southern Conference Coach of the Year

1949	Wallace Wade
1952	Bill Murray

ACC Coach of the Year

1954	Bill Murray
1960	Bill Murray
1962	Bill Murray
1988	Steve Spurrier
1989	Steve Spurrier
1994	Fred Goldsmith
2012	David Cutcliffe
2013	David Cutcliffe

Region 1 Coach of the Year

2014	David Cutcliffe ¹
------	------------------------------

¹American Football Coaches Association

National Coach of the Year

1994	Fred Goldsmith ¹
2013	David Cutcliffe ^{1,2,3,4,5}

¹Bobby Dodd Foundation

²Walter Camp Foundation

³Maxwell Football Club ⁴Sporting News

⁵American Football Coaches Association

National Football Foundation William V. Campbell Trophy

Recognizing an individual as the absolute best in the country for his academic success, football performance and exemplary community leadership.

2014	David Helton
------	--------------

Outland Trophy

Honoring the outstanding interior lineman in the nation, the Outland Trophy was first presented in 1946 by the Football Writers Association of America.

1959	Mike McGee
------	------------

Bowl Game MVP

1961 Cotton	Dwight Bumgarner
2015 New Era Pinstripe	Thomas Sirk
	Shaun Wilson
2017 Quick Lane	Daniel Jones
2018 Walk-On's Independence	Daniel Jones

ACC Player of the Year

1954	Jerry Barger
1959	Mike McGee
1963	Jay Wilkinson
1971	Ernie Jackson
1972	Steve Jones
1982	Chris Castor
1983	Ben Bennett
1988	Anthony Dilweg
1989	Clarkston Hines
1994	Robert Baldwin

ACC Off. Player of the Year

1994	Robert Baldwin
------	----------------

ACC Def. Player of the Year

2015	Jeremy Cash
------	-------------

ACC Rookie of the Year

1980	Ben Bennett
------	-------------

Silver Anniversary All-ACC Team

C	Billy Bryan
DB	Ernie Jackson
LB	Bob Matheson
DL	Mike McGee
DL	Ed Meadows
E	Tee Moorman

50th Anniversary All-ACC Team

WR	Clarkston Hines
LB	Bob Matheson
DL	Mike McGee

Jacobs Blocking Trophy

Southern Conference and ACC top blocker as voted on by the coaches.

1941	Tommy Prothro
1944	Tom Davis
1951	Jack Kistler
1952	Louis Tepe
1956	Hal McElhaney
1957	Hal McElhaney
1960	Dwight Bumgarner
1961	Art Gregory
1962	Art Gregory
1963	Chuck Walker
1965	John McNabb
1975	Billy Bryan
1976	Billy Bryan
1989	Chris Port

Jim Tatum Award

Presented annually to the top senior football student-athlete in the ACC.

1979	Scott Hamilton
1989	Doug Kley
2003	Chris Douglas
2005	Brendan Dewan
2012	Sean Renfree
2013	Perry Simmons
2014	David Helton
2015	Jeremy Cash

Brian Piccolo Award

Presented annually to the most courageous player in the ACC, in memory of the late Brian Piccolo.

1972	Mark Johnson
1976	Jeff Green
1981	Aaron Stewart
1990	Marc Mays
1992	Randy Cuthbert
1993	Scott Youmans

ACC Legends

Honored annually at the ACC Football Championship game

2005	Leo Hart
2006	Art Gregory
2007	Clarkston Hines
2008	Tee Moorman
2009	Bob Pascal
2010	Jay Wilkinson
2011	Ben Bennett
2012	Mike McGee
2013	Wes Chesson
2014	Chris Castor
2015	Chris Douglas
2016	–
2017	Bob Harris
2018	Steve Spurrier
2019	Chris Port

Pop Warner National College Football Award

2012	Sean Renfree
------	--------------

Orange Bowl-FWAA Courage Award

2014	Laken Tomlinson
------	-----------------

Silver Anniversary All-America Team

1935	E.B. Dunlap
1941	Bob Barnett
1961	Tee Moorman
1964	Jay Wilkinson

AFCA Good Works Team

1994	Zaid Abdul-Aleem
2008	Re'quan Boyette
2010	Bryan Morgan
2012	Sean Renfree
2013	Dave Harding
2014	Laken Tomlinson
2015	Kelby Brown
2016	DeVon Edwards
2017	Gabe Brandner
2018	Johnathan Lloyd
2019	Koby Quansah
2020	Rakavius Chambers

Freddie Solomon Community Spirit Award

2018	Johnathan Lloyd
------	-----------------

Academic All-America

1959	Butch Allie
	Ed Lyon
1960	Butch Allie
1965	Bill Jones ²
1965	Mike Shasby ^{HM}
1966	Roger Hayes ¹
1966	Mike Shasby ^{HM}
1967	Bob Laskey ¹
1969	John Cappellano ^{HM}
1969	Jim Dearth ^{HM}
1969	Curt Rawley ^{HM}
1969	Dave Trice ^{HM}
1970	Curt Rawley ¹
1986	Mike Diminick ¹
1987	Mike Diminick ¹
1988	Mike Diminick ¹
1989	Doug Kley ¹
1993	Travis Pearson ¹
2002	Shawn Johnson ²
2005	Eli Nichols ²
2006	Eli Nichols ²
2012	Perry Simmons ²
2013	Perry Simmons ¹
2014	David Helton ¹
2015	A.J. Wolf ¹
	DeVon Edwards ²
	Ross Martin ²
2016	A.J. Wolf ¹

¹First team ²Second team ³Third team

^{HM}Honorable mention

National Football Foundation Scholar-Athlete Award

1983	Bill Obremesky
1988	Mike Diminick
2012	Sean Renfree
2013	Perry Simmons
2014	David Helton
2016	DeVon Edwards

National Football Foundation University Scholar-Athlete

1996	Charles London
1997	Jeff Hodrick
1998	Lennie Friedman
1999	Sims Lenhardt
2000	Spencer Romine

2001	Ben Erdeljac
2002	Jaymon Small
2003	Chris Douglas
2004	Giuseppe Aquanno
2005	Brendan Dewan
2006	Eli Nichols
2007	Patrick Bailey
2008	Ryan Wood
2009	Brett Huffman
	Vincent Rey
2010	Bryan Morgan
2011	Matt Daniels
2012	Sean Renfree
2013	Perry Simmons
2014	David Helton
2015	Ross Martin
2016	DeVon Edwards
	A.J. Wolf
2017	Gabe Brandner
2018	Ben Humphreys
2019	Quentin Harris
2020	Michael Carter II

National Football Foundation Hampshire Society

2011	Matt Daniels
	Cooper Helfet
	Will Snyderwine
	Johnny Williams
2012	Lee Butler
	Conor Irwin
	Brian Moore
	Sean Renfree
2013	Kenny Anunike
	Brandon Braxton
	Ross Cockrell
	Dave Harding
	Garett Patterson
	Perry Simmons
	Juwan Thompson
2014	David Helton
2015	Kelby Brown
	Kyler Brown
	Ross Martin
	Max McCaffrey
	David Reeves
	Cody Robinson
2016	DeVon Edwards
	Thomas Hennessy
	Corbin McCarthy
	Dominic McDonald
	Tanner Stone
	A.J. Wolf
2017	Gabe Brandner
	Austin Davis
	Bryon Fields Jr.
	Evan Lisle
	Alonzo Saxton II
	Thomas Sirk
2018	Daniel Helm
	Ben Humphreys
	Daniel Jones
	Davis Koppenhaver
	Chris Taylor
	Collin Wareham
2019	Quentin Harris
	Tre Hornbuckle
	Koby Quansah
	Julian Santos
2020	Michael Carter II
	Rakavius Chambers
	Noah Gray
	Devery Hamilton

All-ACC

1953	Howard Pitt ¹ Ed Meadows ¹ Bob Burrows ¹ Red Smith ¹
1954	Ralph Torrance ¹ Jerry Barger ¹ Bob Pascal ¹ Fred Campbell ¹
1955	Sonny Sorrell ¹ Jesse Birchfield ¹ Bob Pascal ¹
1956	Buddy Bass ¹ Sidney Deloatch ¹ Sonny Jurgensen ¹ Roy Hord ² Charlie Klingler ² Hal McElhane ²
1957	Tom Topping ¹ Roy Hord ¹ Wray Carlton ¹ Hal McElhane ² Bill Thompson ²
1958	Mike McGee ¹ Wray Carlton ¹
1959	Mike McGee ¹ Joel Arrington ¹ Dwight Bumgarner ² Jim Gardner ²
1960	Tee Moorman ¹ Dwight Bumgarner ¹ Art Browning ¹ Mark Leggett ¹ Don Altman ²
1961	Art Gregory ¹ Jean Berry ¹ Mark Leggett ² Walt Rappold ²
1962	Art Gregory ¹ Jean Berry ¹ Mike Curtis ¹ Paul Bengel ² Mark Leggett ² Pete Widener ²
1963	Stan Crisson ¹ Chuck Walker ¹ Jay Wilkinson ¹ Scotty Glacken ²
1964	Dan Lonon ¹ Mike Curtis ¹ Fred Cromartie ¹ Chuck Drulis ² Scotty Glacken ² J.V. McCarthy ²
1965	Chuck Drulis ¹ Bill Jones ¹ Chuck Stavins ¹ John McNabb ¹ Jay Calabrese ¹ Bob Matheson ¹
1966	Dave Dunaway ¹ Bob Matheson ¹ Bob Foyle ¹
1967	Andy Beath ¹ Mike Murphy ¹ Bob Foyle ¹
1968	Dick Biddle ¹ Leo Hart ¹ Henley Carter ¹
1969	Leo Hart ¹ Rich Searl ¹
1970	Leo Hart ¹ Dick Biddle ¹ Rich Searl ¹ Bruce Mills ¹ Wes Chesson ¹

1971	Ernie Jackson ¹ Ed Newman ¹ Rich Searl ¹ Bill Hanenberg ¹
1972	Steve Jones ¹ Ed Newman ¹ Bill Hanenberg ¹ Melvin Parker ¹ Dale Grimes ¹
1973	Keith Stoneback ¹ John Ricca ¹ Ernie Clark ¹
1974	Keith Stoneback ¹ Denis Turner ¹ Jeff Christopher ¹ Troy Slade ¹
1975	Billy Bryan ¹ Gary Pellom ¹ Dave Dusek ¹ Dave Meier ¹ Bob Grupp ¹ Troy Slade ¹
1976	Billy Bryan ¹ Tom Hall ¹ Vince Fusco ¹ Carl McGee ¹ Bob Grupp ¹
1977	John Patterson ¹
1980	John Brinkman ¹ Dennis Tabron ¹
1981	Cedric Jones ¹ Charles Bowser ¹ Dennis Tabron ¹
1982	Chris Castor ¹ Ben Bennett ¹ Philip Ebinger ¹ Robert Oxendine ¹ Emmett Tilley ¹
1983	Mark Militello ¹ Mike Grayson ¹ Philip Ebinger ¹ Ben Bennett ¹ Scott Russell ¹
1985	Mike Junkin ¹
1986	Mike Junkin ¹
1987	Clarkston Hines ¹
1988	Clarkston Hines ¹ Chris Port ¹ Anthony Dilweg ¹ Dave Colonna ¹ Ted McNairy ² Roger Boone ² John Howell ²
1989	Clarkston Hines ¹ Chris Port ¹ Carey Metts ¹ Randy Cuthbert ¹ Dave Colonna ² Erwin Sampson ² George Edwards ^{HM} John McDonald ^{HM} Chip Nitowski ^{HM}
1990	Marc Mays ² Randy Cuthbert ²
1991	Pete Petroff ²
1992	Randy Cuthbert ² Tim Davis ²
1993	Brad Sherrrod ² Ray Farmer ³ John Krueger ³
1994	Robert Baldwin ¹ Ray Farmer ¹ Matt Williams ¹ John Zuanich ¹ Jeroen Egge ² Bill Khayat ² Billy Granville ²

1995	Ray Farmer ¹ Jeff Hodrick ² Bill Khayat ² Tom Cochran ^{HM} Jeroen Egge ^{HM} Spence Fischer ^{HM} James Kirkland ^{HM} John Krueger ^{HM} Jon Merrill ^{HM} Corey Thomas ^{HM}
1996	John Krueger ²
1997	Sims Lenhardt ¹ Chris Melita ² Chris Combs ² Scottie Montgomery ²
1998	Chris Combs ¹ Sims Lenhardt ²
1999	Chris Combs ¹ Sims Lenhardt ² Brian Morton ²
2000	Brian Morton ¹ Mike Hart ²
2001	Mike Hart ¹ Chris Douglas ^{HM} Ronnie Hamilton ¹
2002	Shawn Johnson ¹ Alex Wade ² Ryan Fowler ^{HM} Matt Zielinski ^{HM}
2003	Chris Douglas ¹ Matt Zielinski ¹ Ryan Fowler ² Terrell Smith ²
2004	John Talley ²
2005	John Talley ¹
2006	John Talley ¹
2007	Eron Riley ²
2008	Michael Tauliili ¹ Thaddeus Lewis ² Eron Riley ² Vince Oghobaase ^{HM}
2009	Donovan Varner ¹ Thaddeus Lewis ² Vincent Rey ² Will Snyderwine ² Vince Oghobaase ^{HM} Leon Wright ^{HM}
2010	Will Snyderwine ² Conner Vernon ² Cooper Helfet ^{HM} Abraham Kromah ^{HM}
2011	Matt Daniels ¹ Alex King ² Conner Vernon ² Cooper Helfet ^{HM}
2012 – ACSMA	Ross Cockrell ¹ Will Monday ¹ Conner Vernon ² Walt Canty ² Kenny Anunike ^{HM} Jamison Crowder ^{HM} Dave Harding ^{HM} Ross Martin ^{HM} Perry Simmons ^{HM}
2012 – COACHES	Ross Cockrell ¹ Will Monday ¹ Conner Vernon ¹ Walt Canty ² Kenny Anunike ^{HM} Jamison Crowder ^{HM} Ross Martin ^{HM}

2013 – ACSMA	Kelby Brown ¹ Jeremy Cash ¹ Ross Cockrell ¹ Jamison Crowder ¹ WR: 2 RS Kenny Anunike ² Will Monday ² Laken Tomlinson ² Braxton Deaver ³ DeVon Edwards ³ RS Perry Simmons ³ Ross Martin ^{HM}
2013 – COACHES	Jamison Crowder ¹ WR: 1 RS Laken Tomlinson ¹ Kenny Anunike ² Kelby Brown ² Jeremy Cash ² Ross Cockrell ² Braxton Deaver ³ Will Monday ³ Perry Simmons ³
2014 – ACSMA	Jamison Crowder ¹ WR: 1 RS David Helton ¹ Laken Tomlinson ¹ Jeremy Cash ² Takoby Cofield ³ DeVon Edwards ³ RS: HM S Matt Skura ³ Ross Martin ³ Will Monday ^{HM}
2014 – COACHES	Jamison Crowder ¹ WR: 1 RS Laken Tomlinson ¹ Jeremy Cash ² David Helton ² Ross Martin ³ Will Monday ³ Anthony Boone ^{HM} Matt Skura ^{HM}
2015 – ACSMA	Jeremy Cash ¹ DeVon Edwards ¹ RS: HM S Matt Skura ¹ Ross Martin ³ Will Monday ³ Dwayne Norman ³ Casey Blaser ^{HM} Lucas Patrick ^{HM}
2015 – COACHES	Jeremy Cash ¹ Matt Skura ¹ DeVon Edwards ² RS: HM S Ross Martin ² Dwayne Norman ² Will Monday ³ Lucas Patrick ^{HM}
2016 – ACSMA	Breon Borders ³ Ben Humphreys ³ Joe Giles-Harris ^{HM}
2016 – COACHES	Breon Borders ³ Ben Humphreys ³ Joe Giles-Harris ^{HM}
2017	Mark Gilbert ¹ Joe Giles-Harris ¹ Austin Davis ³ Jeremy McDuffie ³ Mike Ramsay ³ T.J. Rahming ^{HM} Shaun Wilson ^{HM}
2018	Joe Giles-Harris ¹ Deon Jackson ² Daniel Helm ³ T.J. Rahming ³ Ben Humphreys ^{HM} Dylan Singleton ^{HM}

2019	Victor Dimukeje ² Noah Gray ² Damond Philyaw-Johnson ² Koby Quansah ³ Chris Rumph II ³ Austin Parker ^{HM} AJ Reed ^{HM} Jack Wohlabaugh ^{HM}
2020	Michael Carter II ³ Victor Dimukeje ^{HM} Chris Rumph II ²
¹ First team ² Second team ³ Third team ^{HM} Honorable mention	
NOTE: From 2012-16, the ACC recognized two all-conference teams voted on by the league's media (ACSMA) & head coaches; Beginning in 2017, the ACC recognized one all-conference team voted on by a panel of head coaches & media	
Freshman All-ACC	
2001	Micah Harris ¹ Trey McDonald ¹ Jim Scharrer ¹ Kenneth Stanford ¹
2002	Ronnie Elliott ¹ Brian Greene ¹
2003	Ben Patrick ¹ John Talley ¹
2004	Chris Davis ¹
2005	Cameron Goldberg ¹ Michael Tauliili ¹
2006	Jarrold Holt ¹ Vince Oghobaase ¹
2007	Nick Maggio ¹ Bryan Morgan ¹ Wesley Oglesby ¹
2009	Brian Moore ¹ Desmond Scott ¹ Conner Vernon ¹
2016	Zach Baker ² Mark Gilbert ² Joe Giles-Harris ¹ Daniel Jones ² Aaron Young ²
¹ First team ² Second team	
NOTE: <i>Sporting News</i> (2001-07 & 2009); <i>Athlon Sports</i> (2016)	
Academic All-ACC	
To be eligible for the Academic All-ACC Team, a player must have earned a 3.00 grade point average for the fall semester or have maintained a 3.00 cumulative average during his academic career.	
1954	Fred Beasley
1956	Nick Kredich
1957	John Thompson
1959	John Tinnell Edwin Lyon, Jr. Butch Allie
1960	Dwight Bumgarner Butch Allie
1961	Fred McCollum John Tinnell
1962	Dick Havens Billy Futrell
1963	Mike Curtis
1965	Bill Jones Mike Shasby
1966	Roger Hayes
1967	Andy Beath Bob Lasky
1968	Dave Trice

1969	Jim Dearth John Cappellano Curt Rawley Dave Trice	1993	Zaid Abdul-Aleem David Lowman Travis Pearson Brad Sherrrod David Waffle	2006	Patrick Bailey Alex Feinberg Zach Maurides Eli Nichols Matt Rumsey Nick Stefanow	2013	Brandon Braxton Kelby Brown Kyler Brown Ross Cockrell Jamison Crowder DeVon Edwards Bryon Fields Jr. Dave Harding David Helton Dezmond Johnson Ross Martin Max McCaffrey Will Monday	2018	Brittain Brown Michael Carter II Rakavius Chambers Joe Giles-Harris Quentin Harris Daniel Helm Ben Humphreys Daniel Jones Davis Koppenhaver Johnathan Lloyd Chris Taylor Marquis Waters
1970	Curt Rawley	1994	Zaid Abdul-Aleem Robert Baldwin Jeroen Egge Ray Farmer Spence Fischer Bill Khayat Matt Williams	2007	Patrick Bailey Ronnie Drummer Thaddeus Lewis Wesley Oglesby Matt Rumsey	2014	Jamal Bruce Jeremy Cash DeVon Edwards Bryon Fields Jr. David Helton Ross Martin Will Monday Shaquille Powell David Reeves Thomas Sirk Josh Snead Laken Tomlinson Shaun Wilson	2019	Zach Baker Scott Bracey Michael Carter II Rakavius Chambers Noah Gray Quentin Harris Casey Holman Tre Hornbuckle AJ Reed Marquis Waters Aaron Young
1972	Bob Parrish Ben Fordham	1995	Laymarr Marshall Tawambi Settles Mike Stallmeyer	2008	Adrian Aye-Darko Cameron Goldberg Kevin Jones	2015	Tinashe Bere Gabe Brandner Zavier Carmichael DeVon Edwards Ben Humphreys Ross Martin Max McCaffrey Will Monday Shaquille Powell Alonzo Saxton II Thomas Sirk Tanner Stone A.J. Wolf	2020	Jake Bobo Michael Carter II Rakavius Chambers Victor Dimukeje Ben Frye Noah Gray Charlie Ham Devery Hamilton Casey Holman Marquis Waters Porter Wilson
1973	Ben Fordham	1996	Chike Egbuniwe Jeff Hodrick John Krueger Chad Melita Marc Wilson	2009	Adam Banks Lee Butler Matt Daniels Kyle Hill Kevin Jones Mitchell Lederman Brian Moore Vincent Rey Chris Rwabukamba Will Snyderwine Johnny Williams	2016	Gabe Brandner Austin Davis DeVon Edwards Bryon Fields Jr. Joe Giles-Harris Daniel Jones Johnathan Lloyd Corbin McCarthy Anthony Nash Alonzo Saxton II Erich Schneider Tanner Stone Chris Taylor A.J. Wolf		
1974	Ben Fordham David Schmit Dave Dusek Mark Landon	1997	Darius Clark Sims Lenhardt Chad Melita	2010	Kelby Brown Lee Butler Ross Cockrell Matt Daniels Dave Harding Cooper Helfet Kyle Hill Brian Moore Sean Renfree Chris Rwabukamba Perry Simmons Will Snyderwine Donovan Varner	2017	Gabe Brandner Austin Davis Bryon Fields Jr. Daniel Helm Tre Hornbuckle Ben Humphreys Daniel Jones Davis Koppenhaver Evan Lisle Johnathan Lloyd Koby Quansah Alonzo Saxton II Chris Taylor		
1975	Dave Dusek Greg Mencio Ed Kornberger Bob Corbett	1998	Chris Combs Todd DeLamilleure Richmond Flowers Lennie Friedman B.J. Hill Sims Lenhardt Ryan Stallmeyer	2011	Kelby Brown Jordon Byas Lee Butler Ross Cockrell John Coleman Matt Daniels Braxton Deaver C.J. France Dave Harding Charlie Hatcher Cooper Helfet David Helton Dezmond Johnson Sean Renfree Perry Simmons Will Snyderwine Laken Tomlinson Juwan Thompson Donovan Varner				
1976	Greg Mencio Dan Brooks Steve Edwards Kirk May	1999	Chris Combs Terrence Dupree Ben Erdeljac Sims Lenhardt Gannon Shepherd Ryan Stallmeyer Letavious Wilks	2012	Kenny Anunike Brandon Braxton Kyler Brown Lee Butler Ross Cockrell Tony Foster C.J. France Dave Harding David Helton Dezmond Johnson Ross Martin Brian Moore Will Monday Dwayne Norman Sean Renfree Sydney Sarmiento Perry Simmons Josh Snead Laken Tomlinson Juwan Thompson Conner Vernon				
1977	Kevin Kelly Lyman Smith Scott Wolcott	2000	Duane Epperson Ben Erdeljac Mike Hart						
1978	Bob Riordan Scott Hamilton	2001	Chris Douglas Ben Erdeljac Mike Hart Shawn Johnson Jim Scharrer						
1979	Craig Hoskins Kevin Kelly Scott Hamilton	2002	Chris Douglas Ryan Fowler Shawn Johnson Calen Powell Drew Strojny Alex Wade Matt Zielinski						
1980	Gary Garstkiewicz	2003	Giuseppe Aguanno Phillip Alexander Chris Douglas Christian Mitchell Kenneth Stanford Drew Strojny						
1981	Robert Oxendine Ron Frederick Brick Johnstone Bill Obremsky	2004	Giuseppe Aguanno Brendan Dewan Christian Mitchell Eli Nichols Andy Roland Malcolm Ruff Mike Schneider Kenneth Stanford						
1982	Carl Franks Bill Obremsky	2005	Patrick Bailey Lavdrim Bauta Brendan Dewan Mike Dowling Tyler Krieg Eli Nichols Andy Roland Matt Rumsey						
1983	Mark Miliello Brick Johnstone Bill Obremsky								
1984	Chuck Herring Lewis Kornberg Bud Nixon Scott Wilkinson								
1985	Justin Beckett Roy Brabson Dave Lindquist Mark Moseley Mike Diminick								
1986	Brad Paddock								
1987	Andy Andreasik Mike Diminick Steve Slayden								
1988	Stuart Albright Jeff Brown Mike Diminick Ken Hull Doug Kley Lindsay Marshall Kevin Patterson								
1989	Roger Boone Tom Corpus Rodney Dickerson Doug Kley Billy Ray								
1990	Bobby Highsmith Travis Pearson Billy Ray								
1991	Preston Anderson Chris Brown Stanley Dorsey Brandon Moore Travis Pearson Erwin Sampson Wyatt Smith								
1992	Randy Cuthbert Tim Davis Brandon Moore Travis Pearson								

ACC Player of the Week

1968	Dick Biddle	DL	at South Carolina	31 tackles (school record)	Stanley Broadie	R	Navy	11-106 rushing & 1 TD	
	Leo Hart	OB	at South Carolina	16-25, 214 yards & 1 TD	Ned Gonet	R ^{CO}	at South Carolina	19-110 rushing	
	Ken Bombard	OL	Georgia Tech	Duke 594 total yards	John Patterson	OL	at South Carolina	Duke 5.2 yards per play	
	Dick Biddle	DL	Wake Forest	7 tackles & 2 PBUs	Tom Hall	OL	at Georgia Tech	8-89 receiving & 1 TD	
	Mike Fitzpatrick	DB	Wake Forest	Duke held WF to 3 points	Bill King	DB	at Wake Forest	7 tackles, 1.0 TFL	
1969	Leo Hart	OB	at Wake Forest	21-28, 262 yards & 1 TD	Mike Dunn	OB	N.C. State	344 total yards	
	Ken Bombard	OL	at N.C. State	Duke 407 total yards	1978	Stanley Driskell	OB	Georgia Tech	6-15, 153 yards & 1 TD
	Leo Hart	OB	Clemson	17-27, 212 yards	Tom Luongo	OL	South Carolina	Duke 201 rushing yards	
	Rich Searl	DB	Clemson	2 tackles, 1 INT, 3 PBUs	Kevin Kelly	OL	Virginia	Duke 5.2 yards per play	
	Wes Chesson	OL	North Carolina	53-yard TD on "Shoestring play"	Bobby Brower	R	at North Carolina	22-124 rushing	
1970	Steve Jones	OB	vs. Florida	13-104 rushing & 1 TD	1979	Paul Heinsohn	DL	East Carolina	8 tackles
	Wes Chesson	OL	Virginia	8-106 receiving	Ron Frederick	OL	at Richmond	5-97 receiving	
	Bob Fitch	OL	at Ohio State		Brent Clinkscale	R	at North Carolina	6-10, 64 yards & 1 TD	
	Dick Biddle	DL	at West Virginia	Duke held No. 11 WVU to 273 yards	1980	Ben Bennett	R	at Indiana	10-26, 163 yards & 1 TD
	Steve Jones	OB	at West Virginia	22-98 rushing & 2 TDs	Ben Bennett	OB	at Clemson	21-31, 257 yards & 1 TD	
	Rich Searl	DB	at N.C. State	1 INT; Duke held NCS to 167 yards	Dennis Tabron	DB	at Clemson	3 INTs + 1 87-yard return for TD	
	Leo Hart	OB	at Clemson	26-36, 287 yards & 1 TD	Mike Grayson	R	Georgia Tech	24-105 rushing & 1 TD	
	Wes Chesson	OL	Georgia Tech	8-142 receiving	Ben Bennett	OB	Wake Forest	38-62, 469 yards	
	Leo Hart	OB	Wake Forest	17-27, 216 yards	1981	Ron Sally	OB	at Virginia	18-36, 336 yards & 2 TDs
1971	Ernie Jackson	DB	vs. Florida	1 INT	Robert Oxendine	OL	East Carolina	Duke 465 total yards	
	Steve Jones	OB	vs. Florida	40-204 rushing	Joby Branion	R	Virginia Tech	3 tackles, 2 INTs	
	Ernie Jackson	DB	South Carolina	2 TDs (INT [30] & PR [74] returns)	Emmett Tilley	DL	Virginia Tech	18 tackles, 5.0 TFL	
	Bill Hanenberg	DB	at Virginia	2 INTs; Duke held UVA to 271 yards	Cedric Jones	OL	at Maryland	6-183 receiving & 2 TDs	
	Ed Newman	OL	at Virginia	RB Steve Jones: 23-140 & 2 TDs	Phillip Ebinger	OL	at Georgia Tech	Duke 341 total yards	
	Ernie Jackson	DB	at Stanford	54-yard INT return for TD	Mike Grayson	OB	at Wake Forest	24-106 rushing	
	Bob Parrish	DL	at Stanford	5 tackles, 1 FR, 1 PBU	Robert Oxendine	OL	at Wake Forest	Duke 542 total yards	
	Dale Grimes	OL	N.C. State	Duke 41 points & 366 total yards	Dan Yellott	DL	N.C. State	Duke held NCS to 211 total yards	
	Ernie Jackson	OB	at Navy	17-83 rushing & 1 TD	1982	Johnny Hill	DB	at Tennessee	11 tackles, 1.0 TFL, 1 INT
	Mike Davies	DB	West Virginia	3 INTs; Duke held WVU to 320 yards	Robert Oxendine	OL	at Tennessee	Duke 503 total yards	
1972	Ernie Clark	R	at Washington	9 tackles, 1 FR, 1 PBUs	Chris Castor	OL	at South Carolina	2 TD receptions	
	Ed Newman	DL	Stanford	Duke held No. 19 STAN to 168 yards	Ben Bennett	OB	Virginia	21-30, 291 yards & 3 TDs	
	Bill Hanenberg	DB	Virginia	4 tackles, 1 INT, 3-17 PR, 1-20 KOR	Nick Buoniconti	R	at Georgia Tech	16 tackles, 1.0 TFL	
	Steve Jones	OB	Virginia	28-188 rushing & 3 TDs	Chris Castor	OL	Wake Forest	11-283 receiving & 3 TDs	
	Winslow Stillman	DB	at Clemson	Duke held CLEM to 214 total yards	² Ben Bennett	OB	North Carolina	25-34, 273 yards & 1 TD	
	Mark Johnson	OB	Maryland	19-114 rush & 1 TD + 1 TD pass	Mark Militello	OL	North Carolina	11-136 receiving	
	Dale Grimes	OL	vs. Navy	Duke 280 rushing yards	Pete Stubbs	R	North Carolina	11 tackles, 2.0 TFL	
	Mark Johnson	R	Georgia Tech	9-15, 156 yards + 2 rushing TDs	1983	Mark Militello	OL	Clemson	13-132 receiving & 1 TD
	Bob Parrish	DL	Georgia Tech	Duke held GT to 260 total yards	Mark Militello	OL	Georgia Tech	13-140 receiving	
	Buster Cox	DB	Wake Forest	7 tackles, 1.5 TFL	Mike Grayson	OB ^{CO}	at Wake Forest	39-152 rushing & 2 TDs	
	Bill Hanenberg	DB	at North Carolina	Duke held UNC to 194 total yards	Ben Bennett	OB	N.C. State	32-48, 442 yards & 3 TDs	
1973	Don Shannon	DL	at Tennessee	7 tackles, 0.5 TFL, 3 FRs	Ben Bennett	OB	at North Carolina	27-35, 323 yards & 2 TDs	
	Rich Brienza	OL	Washington	Duke 227 rushing yards	Mike Junkin	R	at North Carolina	10 tackles	
	Troy Slade	R	Washington	5-78 PR, 3-79 KOR	1984	Julius Grantham	OB	Indiana	31-141 rushing & 1 TD
	Tony Benjamin	R	Clemson	16-144 rushing	Steve Slayden	R	Wake Forest	13-25, 108 yards	
	Keith Stoneback	DL	N.C. State	23 tackles	Chuck Herring	OL	at N.C. State	6-85 receiving	
	Tony Benjamin	R	at Georgia Tech	32-181 rushing	Steve Slayden	R	North Carolina	27-42, 291 yards & 1 TD	
	Tony Benjamin	R	at Wake Forest	41-186 rushing & 1 TD	1985	Paul Constantino	OL	Northwestern	Duke 402 total yards
	John Ricca	DL	North Carolina	4 tackles, 1.0 TFL	Roy Brabson	OL	Ohio	Duke final 27 points for 34-13 win	
	Troy Slade	R	North Carolina	1-12 receiving; 3-134 KOR; 1-28 PR	Mike Junkin	LB	N.C. State	11 tackles, 1.0 TFL, 1 PBU	
1974	Bob Corbett	R	at N.C. State	14-22, 196 yards & 1 TD	Fonda Williams	DB	N.C. State	6 tackles, 1 FR, 4 PBUs	
	Jeff Christopher	DB	at South Carolina	2 INTs	1986	T.J. Edwards	R	Ohio	4 tackles
	Larry Martinez	OB	at South Carolina	36-199 rushing & 3 TDs	Mike Junkin	DL	Virginia	14 tackles	
	Jeff Christopher	DB	Virginia	5 tackles, 1 FR, 1 PBU	Doug Green	OL	Maryland	7-110 receiving & 2 TDs	
	Ronnie Hoots	DB	Purdue	3 tackles	Paul Constantino	OL	Wake Forest	Duke 273 rushing yards	
	Bruce Snyder	OL	Army West Point	Duke 477 total yards	Chris Port	R	at N.C. State		
	Craig Stephensen	DL	Army West Point	16 tackles	1987	Dave Demore	DL	Colgate	7 tackles, 3.0 TFL, 2.0 sacks
	Bob Grupp	R	Georgia Tech	9-402 punt, 2 tackles, 1.0 TFL, 1 PBU	Dewayne Terry	DB	Northwestern	8 tackles, 2 INTs, 2 PBUs	
	Keith Stoneback	DL	Georgia Tech	14 tackles, 3.0 TFL	Clarkston Hines	OL	at Maryland	8-154 receiving	
	Art Gore	R	Wake Forest	22-107 rushing & 2 TDs	Steve Slayden	OB	Georgia Tech	31-50, 396 yards & 6 TDs	
1975	Billy Bryan	OL	Virginia	Duke 398 total yards	Steve Ryan	OL	Georgia Tech	Duke 559 total yards	
	Carl McGee	R	Virginia	6 tackles, 1.0 TFL	Clarkston Hines	OL	N.C. State	11-192 receiving & 3 TDs	
	Carl McGee	DB	at Army West Point	68-yard INT return for TD	Andy Andreasik	DL	at North Carolina	6 tackles, 3.0 TFL, 2.0 sacks, 1 INT, 1 CF	
	Mike Dunn	R	Clemson	6-10, 114 yards; 15-79 rushing & 1 TD	Clarkston Hines	OL	at North Carolina	5-122 receiving & 2 TDs	
	Gary Pellom	OL	Clemson	Duke 456 total yards (299 rush)	1988	Anthony Dilweg	OB	at Northwestern	29-40, 353 yards & 2 TDs
	Billy Bryan	OL	at Wake Forest	Duke 540 total yards	Anthony Dilweg	OB	at Tennessee	21-32, 311 yards & 3 TDs	
	Billy Bryan	OL	N.C. State	Duke 386 rushing yards	Clarkston Hines	OL	at Tennessee	8-145 receiving & 3 TDs	
1976	Jim Reilly	DL	at Tennessee	18 tackles	Walter Jones	R	The Citadel	7-137 receiving & 1 TD	
	Carl McGee	DL	at Virginia	10 tackles	Ted McNairy	OL	The Citadel	Duke 607 total yards	
	Billy Bryan	OL	at Miami	Duke 178 rushing yards	Chris Port	OL	Virginia	Duke 469 total yards, 11-19 3rd downs	
	Vince Fusco	OB	at Clemson	6 FGs (27, 22, 22, 25, 36 & 57)	Roger Boone	OB	at Vanderbilt	15-94 receiving	
	Mike Dunn	OB	Georgia Tech	7-13, 57 yards; 19-168 rushing & 2 TDs	Carey Metts	OL	at Vanderbilt	Duke 419 total yards	
	Mike Dunn	OB	at North Carolina	7-13, 109 yards; 17-130 rushing & 4 TDs + 1 PAT	John Howell	DL	at Georgia Tech	9 tackles	
1977	Ned Gonet	R	at Michigan	5-25 rushing + 3-20 receiving	Roger Boone	OB	at N.C. State	17-131 rushing & 1 TD + 9-69 receiving & 1 TD	
	Bill King	DL	at Virginia	9 tackles	Roger Boone	OB	North Carolina	23-157 rushing & 2 TDs + 11-138 receiving	

1989	George Edwards	DL	Clemson	11 tackles	⁴ Michael Tauiliili	DL	Virginia	16 tackles, 1 INT, 1 CF, 1 FR
	Clarkston Hines	RC	Clemson	6-96 receiving & 1 TD	Michael Tauiliili	DL	North Carolina	20 tackles
	Chris Port	OL	Clemson	Duke 419 total yards	2009 Leon Wright	DB	at Army West Point	4 tackles, 2 INT returns for TDs
	Clarkston Hines	RC	Army West Point	8-150 receiving & 3 TDs	⁵ Thaddeus Lewis	OB	at N.C. State	40-50, 459 yards & 5 TDs + 1 rush TD
	Billy Ray	OB	at Maryland	18-29, 270 yards & 3 TDs	Vincent Rey	DL	Maryland	8 tackles
	Randy Cuthbert	OB	Georgia Tech	32-234 rushing & 3 TDs	Thaddeus Lewis	OB	at Virginia	24-40, 343 yards & 1 TD
	Dave Brown	OB	at Wake Forest	24-36, 444 yards & 4 TDs	Will Snyderwine	SP	at Virginia	5 FGs (44, 28, 34, 25 & 43)
	Clarkston Hines	RC	at Wake Forest	6-251 receiving & 3 TDs	Conner Vernon	R	at Virginia	7-103 receiving & 1 TD
	Chris Port	OL	at Wake Forest	Duke 52 points & 609 total yards	2010 Cooper Helfet	OL	at Navy	7-69 receiving
	Randy Cuthbert	OB	N.C. State	37-151 rushing	Will Snyderwine	SP	at Navy	2 FGs (30 & 40) & 4 PATs
	Clarkston Hines	RC	N.C. State	Becomes NCAA leader TD rec.	Cooper Helfet	OL	Virginia	7-122 receiving
	Clarkston Hines	RC	at North Carolina	8-162 receiving & 3 TDs	2011 Sean Renfree	OB	at FIU	28-43, 335 yards & 2 TDs
1990	Scott Youmans	DL	at South Carolina	10 tackles, 5.0 TFL, 3.0 sacks	Laken Tomlinson	OL	at FIU	Duke 335 pass yards & 2 rush TDs in 4th qtr
	Darrell Spells	DL	at Northwestern	20 tackles	2012 Conner Vernon	RC	at FIU	10-180 receiving & 1 TD
	Erwin Sampson	DB	at Army West Point	22 tackles, 2.0 TFL, 1 INT, 1 FR	Ross Cockrell	DB	N.C. Central	6 tackles, INT return for TD
	Stanley Dorsey	R	Western Carolina	4-87 receiving & 2 TDs	Jordan Byas	DB	at Wake Forest	11 tackles
	Randy Jones	SP	Wake Forest	97-yard KOR for TD	Walt Canty	DB	Virginia	14 tackles, 3.0 TFL
1991	Dave Brown	OB	at South Carolina	32-50, 323 yards & 2 TDs	Sean Renfree	OB	North Carolina	23-36, 276 yards & 1 TD
	Dave Brown	OB	Rutgers	18-26, 298 yards & 4 TDs	Jela Duncan	R	North Carolina	22-74 rushing & 1 TD
	Walter Jones	OL	Rutgers	5-159 receiving & 3 TDs	Perry Simmons	OL	North Carolina	Duke 510 total yards
1992	Spence Fischer	R	East Carolina	20-29, 222 yards & 3 TDs	Sean Renfree	OB	Miami	36-59, 432 yards & 4 TDs
	Sean Thomas	DB	East Carolina	3 tackles + 84-yard INT return for TD	Jamison Crowder	RC	Miami	8-203 receiving & 2 TDs
1993	Brad Breedlove	SP	Army West Point	43-yard PR for TD + 5-72 receiving	2013 Jamison Crowder	SP	N.C. Central	76-yard PR for TD
	Spence Fischer	OB	at Wake Forest	24-39, 275 yards & 2 TDs	Jamison Crowder	SP	Pittsburgh	82-yard PR for TD
	Tee Edwards	DB	at Wake Forest	12 tackles, 1 INT	Jeremy Cash	DB	Troy	14 tackles, 1 INT
1994	³ Robert Baldwin	OB	Maryland	33-238 rushing & 4 TDs	Jamison Crowder	RC	Troy	7-149 receiving & 1 TD
	Matt Williams	OL	Maryland	Duke 531 total yards	Anthony Boone	OB	Navy	31-38, 295 yards & 3 TDs
	Billy Granville	DB	East Carolina	13 tackles, 1 INT	Perry Simmons	OL	Navy	Duke 435 total yards
	Adam Geis	SP	Army West Point	5-69 PR + 1-18 KOR + 2 TD rec.	Kelby Brown	LB	at Virginia Tech	14 tackles, 1.0 TFL, 1 INT
	Robert Baldwin	OB	at Georgia Tech	41-162 rushing & 3 TDs	Ross Martin	SP	at Virginia Tech	2 FGs (51 & 53)
	Chad Melita	R	at Georgia Tech	Duke 393 total yards	Kenny Anunike	DL	N.C. State	11 tackles, 1.0 TFL
	Ray Farmer	DB	Clemson	7 tackles, 1.0 TFL, 1 blkd. punt TD	Kelby Brown	LB ^{CO}	N.C. State	10 tackles, 2.0 TFL, 1.0 sack, 1 CF
	Bill Khayat	OL	Clemson	10-119 receiving & 1 TD	DeVon Edwards	R	N.C. State	3 TDs (2 INTs & 1 KOR)
	Jeroen Egge	OL	at Wake Forest	Duke 504 total yards	Kelby Brown	LB	Miami	17 tackles, 1.0 TFL, 1 CF, 1 QBH
	John Krueger	SP	at Florida State	10-466 punting (46.6)	Deondre Singleton	DB	Miami	10 tackles, 1 INT, 2 PBU
	Ray Farmer	DB	Virginia	11 tackles	Jamison Crowder	RC	at Wake Forest	10-121 receiving & 2 TDs
1995	John Krueger	SP	vs. Florida State	9-402 punting (44.6)	Anthony Boone	OB	at North Carolina	23-34, 274 yards & 2 TDs
	Ray Farmer	DB	at Army West Point	21 tackles	2014 ⁶ Shaun Wilson	R	Kansas	12-245 rushing & 3 TDs
	Alonzo Moyer	R	Wake Forest	3 tackles + 40-yard INT return for TD	Takoby Cofield	OL	Tulane	Duke 47 points & 437 total yards
1996	Letavious Wilks	R	Maryland	19-137 rushing & 2 TDs	Jeremy Cash	DB	at Miami	10 tackles, 1.0 TFL, 2 CFs, 1 PBU
1997	Sims Lenhardt	SP	Army West Point	GW 21-yard FG (:51; 4th)	Jeremy Cash	DB	at Georgia Tech	7 tackles, 1 INT, 1 FR, 1 PBU
	Spencer Romine	R	Army West Point	12-20, 159 yards & 1 TD (1st start)	Matt Skura	OL	Virginia	Duke 30-155 rushing
	Scottie Montgomery	SP	Florida State	5-146 KOR	Jamison Crowder	RC	at Pittsburgh	9-165 receiving & 2 TDs
	Corey Thomas	OB	Georgia Tech	16-276 receiving & 4 TDs	DeVon Edwards	SP	at Pittsburgh	99-yard KOR for TD
1998	B.J. Hill	R	Western Carolina	23-121 rushing	Jamison Crowder	SP	at Syracuse	52-yard PR for TD
	Lennie Friedman	OL	at Northwestern	Duke 44 points & 575 total yards	2015 Jonnell Barnes	RC	at Tulane	11-109 receiving & 1 TD
	Sims Lenhardt	SP	at Wake Forest	GW 32-yard FG (1:48; 4th)	⁷ Jeremy Cash	DB	Georgia Tech	12 tackles, 3.0 TFL, 1.0 sack, 2 CFs, 4 QBHs
	Kenan Holley	DB	Clemson	12 tackles, 2 INTs	DeVon Edwards	SP	Georgia Tech	100-yard KOR for TD
	Sims Lenhardt	SP	at Vanderbilt	4 FGs (25, 54, 53 & 45)	A.J. Wolf	DL	Georgia Tech	8 tackles
1999	Scottie Montgomery	OB	at Virginia	8-172 receiving; 1-1, 9 yards & 1 TD	Ross Martin	SP	Boston College	3 FGs (36, 38 & 53)
	Spencer Romine	OB	at Maryland	27-42, 404 yards & 3 TDs	⁸ Thomas Sirk	OB	at Virginia Tech	19-39, 270 yards & 4 TDs; 18-109 rush & 1 PAT
	Scottie Montgomery	SP	Wake Forest	99-yard KOR for TD	DeVon Edwards	SP	at Virginia	94-yard KOR for TD
2000	Brian Morton	SP	Virginia	7-338 punting (48.3) with 4 120	2016 ⁹ Daniel Jones	R	at Notre Dame	24-32, 290 yards & 2 TDs
	Ronnie Hamilton	SP	at Florida State	84-yard PR for TD	Shaun Wilson	SP	at Notre Dame	96-yard KOR for TD
2001	Ryan Fowler	DB	at Georgia Tech	17 tackles & 1 INT	Deondre Singleton	DB	Army West Point	5 tackles, 1 INT, 1 FR
	Mike Hart	OL	Vanderbilt	4-86 receiving & 1 TD	Daniel Jones	R	at Georgia Tech	22-36, 305 yards & 2 TDs
	Mike Hart	OL	N.C. State	10-165 receiving & 2 TDs	Ben Humphreys	LB	Virginia Tech	16 tackles, 1.5 TFL
2002	Brent Garber	SP	East Carolina	3 FGs (28, 56 & 41)	¹⁰ Daniel Jones	R	North Carolina	22-34, 240 yards & 1 TD + 2 rush TDs
	Drew Strojny	OL	East Carolina	Duke 36:29 TOP, 0 TOs	Joe Giles-Harris	LB ^{CO}	North Carolina	16 tackles, 1.0 TFL
	Brendan Dewan	R	East Carolina	12 tackles, 3.0 TFL, 1 INT, 1 FR	Daniel Jones	R	at Miami	34-50, 316 yards & 3 TDs
	Terrell Smith	DB	at Navy	8 tackles, 1 FR	2017 Evan Lisle	OL	Northwestern	Duke 41 points & 538 total yards
2003	Mike Schneider	R	Rice	16-31, 188 yards & 2 TDs	Mike Ramsay	DL	Baylor	5 tackles, 2.5 TFL, 1.0 sack, 2 QBH
	Terrell Smith	DB	Rice	16 tackles, 1 FR	Bryon Fields Jr.	DB	at North Carolina	4 tackles, INT return for TD
	Matt Zielinski	DL	at Tennessee	7 tackles, 3.0 TFL, 2.0 sacks	Joe Giles-Harris	LB	at Virginia	15 tackles, 3.5 TFL, 1.0 sack, 1 CF, 1 PBU
	Chris Douglas	OB	Georgia Tech	30-218 rushing & 2 TDs	2018 Ben Humphreys	LB	Northwestern	15 tackles; Duke allowed 7 points
	Rusty Wilson	OL	Georgia Tech	Duke 41 points & 394 total yards	Daniel Jones	QB	Northwestern	16-22, 192 yards & 3 TDs
	Mike Schneider	R	at North Carolina	5-10, 90 yards	Dylan Singleton	DB	Baylor	7 tackles, 1 FR, 1 CF, 1 PBU
	Brendan Dewan	DB	at North Carolina	6 tackles, 1 INT	Jack Wohlabough	OL	Baylor	4 knockdown blocks; Duke 40 points
2004	Brendan Dewan	DB	Clemson	10 tackles, 0.5 TFL	Joe Giles Harris	LB	Georgia Tech	15 tackles
	Matt Brooks	SP	Clemson	3 FGs (27, 21 & 53 (GW w/ :00/4th))	T.J. Rahming	WR	Georgia Tech	4-91 receiving & 1 TD; 200th career catch
2007	Vincent Rey	DB	at Northwestern	11 tackles, 2.0 TFL, 4 PBU	Chris Rumph II	R	Georgia Tech	7 tackles, 4.0 TFL, 1.0 sack, 1 FR
	Eron Riley	OB	at Navy	6-235 receiving & 4 TDs	Deon Jackson	RB	Pittsburgh	3rd ACC player w/ 400+ AP yards
2008	Johnny Williams	R	Northwestern	11-135 receiving				10-162 rushing; 3-89 receiving & 1 TD + 6-152 KOR
	Thaddeus Lewis	OB	Navy	25-35, 317 yards & 3 TDs	Daniel Jones	QB	North Carolina	31-54, 361 yards & 3 TDs + 15-186 & 1 rush TD
	Vincent Rey	DB	Navy	12 tackles, 4.0 TFL, 1.0 sack, 1 FR for TD				

2019	Koby Quansah	LB	Virginia Tech	13 tackles, 0.5 sacks, 1 PBU, 1 FR
	Jack Wohlabough	OL	Virginia Tech	Duke 5 points & 422 total yards
	Victor Dimukeje	DL	Georgia Tech	6 tackles, 3.0 sacks, 1 CF, 2 QBH
	AJ Reed	SP	Syracuse	2 FGs (31 & 51)
	Damond Philyaw-Johnson	SP	Wake Forest	NCAA record 2 KORs for TDs
	Chris Rumph II	DL	Miami	8 tackles, 3.5 sacks, 1 CF, 1 QBH
2020	Victor Dimukeje	DL	Boston College	6 tackles, 3.5 sacks, 1 FF
	Charlie Ham	SP	Syracuse	3 FGs (36, 45 & 21) & 3 PATs
	Isaiah Fisher-Smith	SP	Charlotte	1 blocked punt, 1 recovered punt
	¹¹ Porter Wilson	SP	Georgia Tech	6-264 punting (44.0) with 4 50+ and 6 120
	Porter Wilson	SP	Miami	7-312 punting (44.57) with 4 120

¹Associated Press National Lineman of the Week

²Sports Illustrated National Player of the Week

³Sporting News National Player of the Week

⁴Walter Camp Foundation National Defensive Player of the Week

⁵Walter Camp Foundation National Offensive Player of the Week

⁶Athlon Sports National Freshman of the Week

⁷Walter Camp Foundation & FWAA National Defensive Player of the Week

⁸Manning Star of the Week & O'Brien Award "Great 8" Performer of the Week

⁹Manning Star of the Week & O'Brien Award "Great 8" Performer of the Week

¹⁰Manning Star of the Week

¹¹Ray's 4 Punter of the Week by the Ray Guy Award

ACC Player of the Week

Overall Selections, Season

1.	Clarkston Hines	1989	5
2.	Ernie Jackson	1971	4
	Jamison Crowder	2013	4
	Daniel Jones	2016	4
5.	Tony Benjamin	1973	3
	Billy Bryan	1975	3
	Ben Bennett	1980	3
	Clarkston Hines	1987	3
	Roger Boone	1988	3
	Kelby Brown	2013	3

Offensive Lineman Selections, Season

1.	Billy Bryan	1975	3
	Clarkston Hines	1987	3
3.	Wes Chesson	1970	2
	Robert Oxendine	1981	2
	Chris Castor	1982	2
	Mark Militello	1983	2
	Chris Port	1989	2
	Mike Hart	2001	2
	Cooper Helfet	2010	2

Offensive Back Selections, Season

1.	Roger Boone	1988	3
2.	Leo Hart	1969	2
	Leo Hart	1970	2
	Steve Jones	1970	2
	Mike Dunn	1976	2
	Ben Bennett	1980	2
	Ben Bennett	1982	2
	Ben Bennett	1983	2
	Anthony Dilweg	1988	2
	Randy Cuthbert	1989	2
	Dave Brown	1991	2
	Robert Baldwin	1994	2
	Thaddeus Lewis	2009	2
	Sean Renfree	2012	2
	Anthony Boone	2013	2

Receiver Selections, Season

1.	Clarkston Hines	1989	5
2.	Jamison Crowder	2013	2

Quarterback Selections, Season

1.	Daniel Jones	2018	2
----	--------------	------	---

Defensive Lineman Selections, Season

1.	Dick Biddle	1968	2
	Michael Tauililiili	2008	2

Linebacker Selections, Season

1.	Kelby Brown	2013	3
----	-------------	------	---

Defensive Back Selections, Season

1.	Ernie Jackson	1971	3
2.	Bill Hanenberg	1972	2
	Jeff Christopher	1974	2
	Ray Farmer	1994	2
	Jeremy Cash	2014	2

Specialist Selections, Season

1.	Sims Lenhardt	1998	2
	Jamison Crowder	2013	2
	DeVon Edwards	2015	2

Rookie Selections, Season

1.	Daniel Jones	2016	4
2.	Tony Benjamin	1973	3
3.	Troy Slade	1973	2
	Ned Gonet	1977	2
	Steve Slayden	1984	2
	Mike Schneider	2003	2

Overall Selections, Career

1.	Clarkston Hines	1986-89	9
2.	Ben Bennett	1980-83	7
	Jamison Crowder	2011-14	7
4.	Daniel Jones	2016-18	6
5.	Leo Hart	1968-70	5
6.	Ernie Jackson	1969-71	4
	Steve Jones	1970-72	4
	Billy Bryan	1973-76	4
	Mike Dunn	1975-78	4
	Chris Port	1986-89	4
	Jeremy Cash	2013-15	4
	DeVon Edwards	2013-16	4
13.	Dick Biddle	1967-70	3
	Wes Chesson	1968-70	3
	Bill Hanenberg	1970-72	3
	Tony Benjamin	1973-76	3
	Carl McGee	1975-78	3
	Robert Oxendine	1979-82	3
	Mike Grayson	1980-83	3
	Mike Militello	1981-83	3

Mike Junkin	1984-87	3
Steve Slayden	1984-87	3
Roger Boone	1987-89	3
Dave Brown	1989-91	3
Ray Farmer	1992-95	3
Sims Lenhardt	1996-99	3
Scottie Montgomery	1996-99	3
Brendan Dewan	2002-05	3
Thaddeus Lewis	2006-09	3
Vincent Rey	2006-09	3
Sean Renfree	2009-12	3
Kelby Brown	2010-15	3
Joe Giles-Harris	2015-18	3

Offensive Lineman Selections, Career

1.	Billy Bryan	1973-76	4
	Clarkston Hines	1986-89	4
3.	Wes Chesson	1968-70	3
	Robert Oxendine	1979-82	3
	Mark Militello	1981-83	3
	Chris Port	1986-89	3
7.	Ken Bombard	1967-69	2
	Dale Grimes	1970-72	2
	Chris Castor	1978-82	2
	Paul Constantino	1983-86	2
	Mike Hart	1998-01	2
	Cooper Helfet	2010-11	2
	Perry Simmons	2010-13	2

Offensive Back Selections, Career

1.	Ben Bennett	1980-83	6
2.	Leo Hart	1968-70	5
3.	Steve Jones	1970-72	4
4.	Mike Dunn	1975-78	3
	Roger Boone	1987-89	3
	Dave Brown	1989-91	3
	Thaddeus Lewis	2006-09	3
	Sean Renfree	2009-12	3
9.	Mike Grayson	1980-83	2
	Anthony Dilweg	1985-88	2
	Randy Cuthbert	1989-92	2
	Robert Baldwin	1991-94	2

Quarterback Selections, Career

1.	Daniel Jones	2016-18	2
----	--------------	---------	---

Receiver Selections, Career

1.	Clarkston Hines	1986-89	5
2.	Jamison Crowder	2011-14	4

Defensive Lineman Selections, Career

1.	Keith Stoneback	1972-74	2
	Mike Junkin	1984-87	2
	Michael Tauililiili	2005-08	2
	Victor Dimukeje	2017-20	2

Linebacker Selections, Career

1.	Kelby Brown	2010-15	3
	Joe Giles-Harris	2016-18	3

Defensive Back Selections, Career

1.	Jeremy Cash	2013-15	4
2.	Ernie Jackson	1969-71	3
	Bill Hanenberg	1970-72	3
	Ray Farmer	1992-95	3
5.	Rich Searl	1969-71	2
	Jeff Christopher	1973-74	2
	Terrell Smith	2000-03	2
	Brendan Dewan	2002-05	2
	Vincent Rey	2006-09	2
	Deondre Singleton	2013-16	2

Specialist Selections, Career

1.	Sims Lenhardt	1996-99	3
	Jamison Crowder	2011-14	3
	DeVon Edwards	2013-16	3
4.	John Krueger	1993-96	2
	Scottie Montgomery	1996-99	2
	Will Snyderwine	2009-11	2
	Ross Martin	2012-15	2

Carmen Falcone**Team MVP Award**

Named for the longtime Blue Devil assistant football coach, the Carmen Falcone Award is given annually to Duke's Most Valuable Player. Falcone served on the Duke football coaching staff from 1946-'72, and helped the Blue Devils to seven ACC championships, Orange Bowl berths in 1955 and 1958, and a Cotton Bowl appearance in 1961.

1933	Fred Crawford
1934	Earle Wentz
1935	John Hennemier
1936	Ace Parker
1937	Elmore Hackney
1938	Eric Tipton
1939	George McAfee
1940	Jasper Davis
1941	Pete Goddard
1942	Tom Burns
1944	Tom Davis
1945	Gordon Carver
1946	George Clark
1947	Fred Folger
1948	Bill Davis
1949	Louis Allen
1950	Billy Cox
1951	Bob Bickel
1952	Louis Tepe
1953	Bob Burrows
1954	Jerry Barger
1955	Bob Pascal
1956	Sidney Deloatch
1957	Tom Topping
1958	George Dutrow
1959	Mike McGee
1960	Tee Moorman
1961	Dean Wright
1962	Jean Berry
1963	Jay Wilkinson
1964	Mike Curtis
1965	John McNabb
1966	Bob Matheson
1967	Bob Foyle
1968	Henley Carter
1969	Leo Hart
1970	Leo Hart
1971	Ernie Jackson
1972	Steve Jones
1973	Keith Stoneback
1974	Keith Stoneback
1975	Dave Meier
1976	Billy Bryan
1977	Mike Dunn
1978	Carl McGee
1979	Craig Hoskins
1980	John Brinkman
1981	Cedric Jones
1982	Chris Castor
1983	Mike Grayson
1984	Johnny Hill
1985	Harry Ward
1986	Mike Junkin
1987	Steve Slayden
1988	Anthony Dilweg
1989	Clarkston Hines
1990	Erwin Sampson
1991	Dave Brown
1992	Randy Cuthbert
1993	Scott Berdan
1994	Matt Williams
1995	Ray Farmer
1996	Billy Granville
1997	Chike Egbuniwe
1998	Scottie Montgomery
1999	Scottie Montgomery

2000	Mike Hart
2001	Mike Hart
2002	Alex Wade
2003	Chris Douglas Ryan Fowler Terrell Smith
2004	Giuseppe Aquanno
2005	John Talley
2006	John Talley
2007	Eron Riley
2008	Michael Tauillili
2009	Thaddeus Lewis
2010	Sean Renfree
2011	Matt Daniels
2012	Sean Renfree
2013	Jamison Crowder
2014	Anthony Boone
2015	Jeremy Cash
2016	Daniel Jones
2017	Joe Giles-Harris
2018	Daniel Jones
2019	Dylan Singleton
2020	Mataeo Durant

Micah Harris Trinity**Teammate Award**

Renamed for one of Duke's most passionate players, the Micah Harris Trinity Teammate Award is presented to the member of the program who displays the traits of a true teammate: character, unselfishness, compassion and pride. Harris was a three-year letterman from 2001-03 before being tragically killed in an automobile accident in June of 2004.

1960	Jerry McGee
1961	Dave Burch
1962	John Markas
1963	Chuck Walker
1964	Danny Lonon
1965	John Gutekunst
1966	Mike Shasby
1967	Mike Murphy
1968	Fred Zirkle
1969	Bob Hepler
1970	Dick Biddle
1971	Bob Fitch
1972	Bill Hanenberg
1973	Don Shannon
1974	Mike Bomgardner
1975	Billy Bryan
1976	George Page
1977	Frank DeStefano
1978	Mike Dunn
1979	Ned Gonet
1980	Gary Garstkiewicz
1981	Brian Baldinger
1982	Tim Bumgarner
1983	Mike Grayson
1984	Scott Russell
1985	Nick Buoniconti
1986	Greg Flanagan
1987	Jim Godfrey
1988	John Rymiszewski
1989	Dave Colonna
1990	Marc Mays
1991	Erwin Sampson
1992	Scott Youmans
1993	Scott Youmans
1994	Jeff Kapatoes & J.D. Lewis
1995	Tijan Redmon
1996	Charles London
1997	Jeff Hodrick
1998	Tom Brady
1999	Chris Combs
2000	Bobby Campbell
2001	Mike Hart & Charles Porter

2002	Ryan Fowler & Terrell Smith
2003	Drew Ciepielinski
2004	Chris Dapolito, Brian Greene, Senterrio Landrum & David Martin
2005	Phillip Alexander, Tim Ball, Brendan Dewan & Ronnie Elliott
2006	Casey Camero & Deonto McCormick
2007	Clifford Harris & Matt Rumsey
2008	Ryan Wood
2009	Ayanga Okpokowuruk
2010	Chris Rwabukmba
2011	Jeffrey Faris
2012	Jamison Crowder
2013	Brandon Connette
2014	Dezmond Johnson
2015	Jamie Cockey
2016	Kane Banner
2017	Quay Chambers
2018	Chris Taylor
2019	Tre Hornbuckle
2020	Gavin Spurrier

Ace Parker Award

The Ace Parker Award is presented annually to an individual who displays unparalleled commitment to the team and overcomes adversity to contribute. Parker was a two-time All-America pick in 1935 and 1936, and, following his successful NFL career, which included a league MVP honor in 1940, was inducted into the Pro Football Hall of Fame in 1972. Parker later served as an assistant coach at Duke from 1947-65.

1991	Mike McConnell
1992	Robert Baldwin
1993	Dan Clark
1994	Jeroen Egge, Mike Stallmeyer & Billy Granville
1995	Chad Melita
1996	Darius Clark
1997	Eric Scanlon
1998	Lyle Burdine
1999	Austin Smithwick
2000	Fred Harris
2001	B.J. Hill & Drew Strojny
2002	Jamyon Small
2003	Chris Dapolito & Temo George
2004	Kenneth Stanford
2005	Eli Nichols & Andy Roland
2006	Jeremy Edwards & Eli Nichols
2007	Justin Boyle & Ryan Radloff
2008	Vince Oghobaase
2009	Kinney Rucker
2010	Bryan Morgan
2011	Dave Harding
2012	Jordon Byas
2013	Dave Harding
2014	Marcus Aprahamian, Chris Hoover & Jack Wise
2015	Kelby Brown
2016	Bryon Fields Jr.
2017	Daniel Jones
2018	Johnathan Lloyd
2019	Will Taylor
2020	DeWayne Carter

Mike Suglia Award

The Mike Suglia Award is presented annually to the sophomore member of the Duke football program who best exemplifies the qualities of the late Mike Suglia. Mike Suglia was an offensive lineman at Duke in 1976-77 who died suddenly during the spring of his sophomore year. In giving this award to a current sophomore, the Duke football program recalls the effort and dedication that Mike brought to everything he did and recognizes that those qualities live on in each year's recipient.

1977	Kevin Kelly
1978	Eddie Brown

1979	Cedric Jones
1980	Carl Franks
1981	Bill Obremsky
1982	Scott Wilkinson
1983	Chuck Herring
1984	Bill Lucas
1985	Andy Andreasik
1986	Mike Diminick
1987	Roger Boone
1988	Erwin Sampson
1989	Randy Cuthbert
1990	Keith DuBose
1991	Colin Mailloux
1992	Jaroen Egge
1993	Carlos Bagley
1994	John Krueger
1995	Laymarr Marshall
1996	Lennie Friedman
1997	Spencer Romine
1998	Todd DeLamielleure
1999	B.J. Hill
2000	Alex Wade
2001	Ryan Fowler
2002	Giuseppe Aquanno
2003	Bob Benion & Mike Dowling
2004	Alex Feinberg
2005	Zach Smith
2006	Peter Shaheen & Ayanga Okpokowuruk
2007	Mitchell Lederman
2008	Eriks Reks
2009	Jeffrey Faris
2010	Perry Simmons
2011	Kelby Brown
2012	Marcus Aprahamian
2013	A.J. Wolf
2014	Alex Skidmore
2015	Zavier Carmichael
2016	Clark Bulleit
2017	Alex Gourley
2018	Will Taylor
2019	Jake Bobo
2020	Trevor Horton

K.D. Kennedy**Iron Devil Award**

The K.D. Kennedy Iron Devil Award is presented annually to the Duke player who is on the field for the most snaps.

2001	Ronnie Hamilton
2002	Rusty Wilson
2003	Luke Bayer, Ryan Fowler & Drew Strojny
2004	John Talley
2005	Chris Davis
2006	John Talley
2007	Chris Davis
2008	Michael Tauillili
2009	Catron Gainey
2010	Kyle Hill
2011	Perry Simmons
2012	Laken Tomlinson
2013	Jeremy Cash
2014	DeVon Edwards
2015	Breon Borders
2016	Casey Blaser
2017	Evan Lisle
2018	Robert Kraeiling
2019	Michael Carter II
2020	Casey Holman

Sonny Falcone**Iron Duke Award**

The Sonny Falcone Iron Duke Award is presented annually to one offensive player, one defensive

player and at least one player in the developmental program for their year-round commitment to strength training and conditioning. These players best exemplify the strength staff's expectations with their daily effort, commitment, pride, toughness and discipline.

2011	Ross Cockrell (O) Braxton Deaver (D) Cody Robinson (DEV)
2012	Laken Tomlinson (O) C.J. France (D) Thomas Sirk (DEV)
2013	Shaquille Powell (O) Carlos Wray (D) Chris Holmes (DEV) Sterling Korona (DEV)
2014	Matt Skura (O) Jeremy Cash (D) Tinashe Bere (DEV)
2015	Tanner Stone (O) Johnathan Lloyd (D) Keyston Fuller (DEV)
2016	Zach Harmon (O) Johnathan Lloyd (O) Bryon Fields Jr. (D) Elijah Deveaux (DEV) Jaylen Miller (DEV)
2017	Daniel Helm (O) Tre Hornbuckle (D) Koby Quansah (D) Leonard Johnson (DEV) Patrick Leitten (DEV)
2018	Zach Baker (O) Tre Hornbuckle (D) Jarett Garner (DEV) Jack Wohlabaugh (O) Tre Hornbuckle (D) Koby Quansah (D) Caleb Oppan (DEV)
2019	Graham Barton (O) Shaka Heyward (D) James Hopson II (DEV)
2020	

Frances Cutcliffe Spirit of**Perseverance Award**

Named for the mother of Duke head coach David Cutcliffe, the Frances Cutcliffe Spirit of Perseverance Award is presented annually to the player who best displays the toughness and perseverance to overcome challenges and continue to strive for victory.

2011	Dave Harding
2012	Kenny Anunike
2013	Justin Foxx
2014	Shaquille Powell
2015	Cody Robinson
2016	Jela Duncan
2017	Bryon Fields Jr.
2018	Davis Koppenhaver
2019	Zach Baker
2020	Will Taylor

All-Southern Conference

1933	Fred Crawford
	Tom Rogers
	Horace Hendrickson
	Robert Cox
1934	Earle Wentz
	Gus Durner
	Jack Dunlap
	Ace Parker
	B.O. Cornelius
1935	Ace Parker
	Gus Durner
	James Johnston
1936	Joe Brunansky
	Joe Cardwell
	Dan Hill, Jr.
	Elmore Hackney
	Ace Parker
1937	Joe Brunansky
	Herbert Hudgins
	Woodrow Lipscomb
	Elmore Hackney
1938	Willard Perdue
	Fred Yorke
	Dan Hill, Jr.
	Eric Tipton
	Robert O'Mara
	George McAfee
	Frank Ribar
	Allen Johnson
1939	George McAfee
	Frank Ribar
	Allen Johnson
1940	Tony Ruffa
	Alex Winterson
	Bob Barnett
	Steve Lach
	Jasper Davis

1941	Bob Gantt
	Mike Karmazin
	Bob Barnett
	Steve Lach
1942	Bob Gantt
	Tom Burns
	Tom Davis
1943	Benny Cittadino
	Tom Davis
	Bill Milner
	Jim Myers
	Pat Preston
	Buddy Luper
1944	Tom Davis
1945	Ernest Knotts
	George Clark
	Kelley Mote
	Ed Sharkey
1946	Bill Milner
	Kelley Mote
	Al DeRogatis
1947	Fred Folger
	Louis Allen
1948	Louis Allen
1949	Louis Allen
	Billy Cox
1950	Billy Cox
	Blaine Earon
1951	Jim Gibson
	Tank Lawrence
	Bob Bickel
1952	Ed Meadows
	Worth Lutz
	Bob Burrows
	Howard Pitt
	Truett Grant
	Louis Tepe
	John Carey
	Dick Sommers
	Carl Bonin

ALL-STAR GAME PARTICIPATION**Blue-Gray Classic**

1939	Bill Bailey
	Frank Ribar
1940	Jap Davis
	Alex Winterson
1946	Bill Milner
	Kelley Mote
1948	Bill Davis
	Fred Folger
1950	Billy Cox
1952	Carl Holben
	Carson Leach
1953	Lloyd Caudle
1958	Bob Brodhead
	John Kersey
	Doug Padgett
1962	Pete Widener
	Mark Leggett
1963	Chuck Walker
1965	John McNabb
1968	Fred Zirkle
	Henley Carter
1970	Dick Biddle
	John Cappellano
1972	Mel Parker
1973	Rich Brienza
	John Ricca
1974	John Hill
	Bruce Snyder
	Craig Stephenson
1975	Troy Slade
1976	Tony Benjamin
	Bob Grupp
1978	Mike Dunn
1981	Dennis Tabron
1983	Ben Bennett
	Phil Ebinger
1987	Steve Slayden
	Dewayne Terry
1990	Billy Ray
1992	Randy Cuthbert
1993	David Waffle
1995	Ray Farmer
	Jon Merrill
1997	Chike Egbuniwe
	Patrick Mannelly
	Tawambi Settles
1999	Terrence Dupree
	Scottie Montgomery

Hula Bowl

1957	Roy Hord
1958	Wray Carlton
1959	Mike McGee
1960	Tee Moorman
1961	Jack Wilson
1963	Jay Wilkinson
1970	Dick Biddle
1971	Ernie Jackson
1972	Steve Jones
1977	Lyman Smith
1981	Dennis Tabron
1983	Ben Bennett
1988	Anthony Dilweg
1989	Chris Port
	Carey Metts
1994	Robert Baldwin
1997	Corey Thomas
1999	Scottie Montgomery
2000	Troy Andrew
2019	Austin Parker

Senior Bowl

1949	Louis Allen
	Paul Stephanz
1952	Jim Lawrence
1953	Ed Meadows
1954	Jerry Barger
1957	Tom Topping
1965	Chuck Drulis
1967	Andy Beath
1970	Wes Chesson
	Leo Hart
1981	Cedric Jones
1985	Ken Harper
1986	Julius Grantham
	Mike Junkin
1988	Anthony Dilweg
1989	Clarkston Hines
	Chris Port
1990	Billy Ray
1993	Randy Cuthbert
1998	Lennie Friedman
1999	Chris Combs
2012	Conner Vernon
2014	Jamison Crowder
	Laken Tomlinson
2015	*Jeremy Cash
	Ross Martin
2018	^Daniel Jones
2020	Noah Gray

East-West Shrine Game

1937	Elmore Hackney
	Ace Parker
1939	George McAfee
	Willard Perdue
1940	Tony Ruffa
1943	Ernest Beamer
1948	Al DeRogatis
1955	Bob Pascal
	Sonny Sorrell
1958	Wray Carlton
1959	Mike McGee
1961	Jack Wilson
1963	Jay Wilkinson
1967	Mike Murphy
1970	Wes Chesson
	Leo Hart
1972	Steve Jones
	Ed Newman
1975	Dave Meier
1976	Billy Bryan
1977	Mike Sandusky
	Lyman Smith
1978	Carl McGee
1982	Chris Castor
1983	Phil Ebinger
1986	Mike Junkin
1989	Dave Colonna
1994	Robert Baldwin
1995	Ray Farmer
1997	Tawambi Settles
2003	Ryan Fowler
	Drew Strojny
2005	^Alex Green
2008	Michael Tauiliili
2011	Matt Daniels
2012	*Sean Renfree
2013	Ross Cockrell
2014	Anthony Boone
2015	Will Monday
2018	Daniel Helm

Japan Bowl

1981	Dennis Tabron
1983	Ben Bennett
	Phil Ebinger
	Mark Militello
1988	Anthony Dilweg
1989	Clarkston Hines
	Dave Colonna

North-South Game

1949	Louis Allen
1950	Bill Duncan
	Ceep Youmans
1952	James Lawrence
	Ray Green
	Truett Grant
	Byrd Looper
1953	Ed Meadows
1956	Sonny Jurgensen
	Buddy Bass
	Sid Deloatch
1958	Jim Bartal
	George Dutrow
1959	Jim Gardner
1961	Dean Wright
1962	Walter Rappold
	Ken Williams
1963	Stan Crisson
1964	James McCarthy
	Dan Lonon
1965	Chuck Drulis
	Don Lynch
1966	Dave Dunaway
	Bob Matheson
1967	Jay Calabrese
	Andy Beath
	Bob Foyle
1969	Bob Morris
1970	Phil Asack
1972	Dale Grimes

All-Star Classic

1999	Terrence Dupree
	Kevin Lewis

Las Vegas Classic

2003	Matt Zielinski
------	----------------

The Villages Classic

2005	Orrin Thompson
------	----------------

Texas vs. The Nation Classic

2009	Thaddeus Lewis
------	----------------

NFLPA Bowl

2014	Takoby Cofield
2015	Max McCaffrey
2016	Breon Borders
2019	Trevon McSwain
	Koby Quansah
2020	Michael Carter II
	Deon Jackson

Medal of Honor Bowl

2014	Issac Blakeney
------	----------------

Tropic Bowl+

2015	Dwayne Norman
	Lucas Patrick
2019	Tre Hornbuckle
	Edgar Cerenord
2020	*Devery Hamilton

^Selected as the game's MVP

*Unable to participate due to injury

+Renamed the Spiral Tropical Bowl

ALL-AMERICA SELECTIONS

Louis Allen

#73 • T • GREENSBORO, N.C.
1949 • THIRD TEAM

A third team choice in 1949 by the *Associated Press* after captaining the Blue Devils to a 6-3 campaign ... joined Ace Parker and Tom Davis as the only Duke players to garner All-Southern Conference honors in three consecutive seasons.

Robert Baldwin

#47 • RB • DELAND, FLA.
1994 • THIRD TEAM

Third team All-America pick by the *Associated Press* as a senior in 1994 ... also earned ACC Player of the Year honors after rushing for 1,187 yards and 12 TDs as Duke went 8-4 and played in the Hall of Fame Bowl ... kicked off the season by rushing for a school single-game record 238 yards and four TDs against Maryland.

See page 199 for career rushing statistics

Bob Barnett

#16 • C • ALBANY, GA.
1941 • THIRD TEAM

Third team pick by Williamson in 1941 ... served as Duke's captain in 1941 as the Wallace Wade-led Blue Devils rolled to a 9-1 record and the Southern Conference title ... after compiling a perfect 9-0 regular season record, Duke hosted the Rose Bowl in Durham, losing by a 20-16 count to Oregon State ... spearheaded a Duke offense that finished second only to Texas in scoring (32.7 ppg) and a defense that posted five shutouts and allowed just 6.1 points per game.

Buddy Bass

#83 • E • DURHAM, N.C.
1956 • HONORABLE MENTION

Honorable mention choice in 1956 by both the *Associated Press* and *United Press International* ... also a first team All-ACC pick after catching nine passes for 136 yards and 1 TD, punting 14 times for a 31.7 average and booting nine PATs in 12 attempts.

Andy Beath

#10 • E • CLEARWATER, FLA.
1967 • HONORABLE MENTION

Honorable mention choice in 1967 by the *Associated Press* after matching the school single-season record for interceptions with six ... represented Duke at both the Senior Bowl and North-South Game and was drafted in the seventh round by the Green Bay Packers.

Ben Bennett

#14 • QB • SUNNYVALE, CALIF.
1983 • THIRD TEAM

Remains one of just two players in ACC history to receive league Rookie and Player of the Year honors (N.C. State's Philip Rivers) ... a third team All-America pick by the *Associated Press* in 1983, finished his Duke career as the NCAA's all-time leading passer and continues to rank fourth on the ACC's career passing chart with 9,614 yards ... graduated as Duke's all-time leader in pass attempts, completions, yards and touchdowns, with those marks surpassed by Thaddeus Lewis in 2009 ... a sixth round draft choice of the Atlanta Falcons, and later went on to a Hall of Fame career in the Arena Football League.

See page 191 for career passing statistics

Jean Berry

#60 • G • MOORESVILLE, N.C.
1962 • FIRST TEAM

First team All-America choice by the *Football Writers Association of America* in 1962 ... helped Duke to a three-year overall record of 23-8 along with three ACC championships and an appearance in the 1961 Cotton Bowl ... two-time first team All-ACC pick as the Blue Devils went 16-2 in league play during his career.

Dick Biddle

#64 • LB • PARKERSBURG, W. VA.
1968 • HONORABLE MENTION
1970 • THIRD TEAM

Two-time All-America pick with honorable mention honors from the *Associated Press* in 1968 and third team accolades from the same outlet two years later ... two-time first team All-ACC pick ... went on to play in the Hula Bowl and Blue-Gray Classic following his senior season ... retired in 2013 as the head coach at Colgate after becoming the winningest coach in Patriot League history (137-73) and guiding the Red Raiders to an NCAA I-AA national runner-up finish in 2003.

Charles Bowser

#9 • DE • PLYMOUTH, N.C.
1981 • HONORABLE MENTION

Honorable mention choice in 1981 by the *Associated Press* after registering a school single-season record 17.5 quarterback sacks ... also earned first team All-ACC honors and graduated as Duke's career leader in sacks (22.0).

John Brinkman

#85 • TE • FAYETTE CITY, PA.
1980 • HONORABLE MENTION

Honorable mention choice in 1980 by the *Associated Press* after catching 32 passes for 337 yards and two touchdowns ... also received first team All-ACC and Duke MVP honors.

Joe Brunansky

#49 • T • BEAVER FALLS, PA.
1936 • THIRD TEAM
1937 • SECOND TEAM

Received third team mention from Williamson in 1936 and second team honors from *Newspaper Enterprise America* in 1937 ... a mainstay on the Blue Devil line in the mid-1930s ... guided Duke to a three-year ledger of 24-5-2 including a pair of Southern Conference championships ... helped open holes for some of Duke's finest offensive backs including Ace Parker, Elmore Hackney, George McAfee and Eric Tipton ... two-time All-Southern Conference selection ... fourth round pick of the Cardinals in the 1938 NFL Draft.

Billy Bryan

#71 • C • BURLINGTON, N.C.
1976 • FIRST TEAM

First team All-America honoree from the *Football Writers Association of America* and *Walter Camp Foundation* following his senior season in 1976 ... two-time first team All-ACC honoree ... named to the Silver Anniversary All-ACC Team ... two-time winner of the Jacobs Blocking Trophy ... played 13 seasons in the NFL with the Denver Broncos, appearing in four Super Bowls.

Dwight Bumgarner

#84 • E • LEXINGTON, N.C.
1960 • THIRD TEAM

Third team All-America honoree by the *Associated Press* in 1960 as Duke went 8-3, won the ACC title and defeated Arkansas, 7-6, in the Cotton Bowl ... honored with the Jacobs Blocking Trophy as the ACC's top blocker ... also an Academic All-ACC selection in 1960 ... drafted in the ninth round by the Washington Redskins.

Bob Burrows

#66 • G • ASHEBORO, N.C.
1953 • THIRD TEAM

Guided Duke to the ACC title and a 7-2-1 overall record, earning third team All-America honors from the *Associated Press* ... played alongside All-America tackle Ed Meadows as Duke finished the year ranked 18th nationally.

Jay Calabrese

#30 • FB • COLLEGE PARK, MD.
1965 • HONORABLE MENTION

Honorable mention choice as a sophomore in 1965 by the *Associated Press* after leading Duke in both rushing (154-658 & 9 TDs) and scoring (54 points) ... also earned first team All-ACC accolades.

See page 199 for career rushing statistics

Wray Carlton

#27 • HB • WALLACE, N.C.
1957 • HONORABLE MENTION
1958 • HONORABLE MENTION

Two-time honorable mention All-America choice in 1957 and 1958 ... in 1957, selected by *Associated Press*, *United Press International* and *Newspaper Enterprise America* after rushing for 833 yards and eight touchdowns while catching eight passes for 174 yards and two more scores ... in 1958, chosen by the *United Press International* after leading Duke in rushing (164-636 & 6 TDs), receiving (17-189 & 2 TDs), kickoff returns (13-332) and scoring (56 points) ... also a two-time first team All-ACC pick and finished third in the balloting for ACC Player of the Year in 1958.

See page 199 for career rushing statistics

Henley Carter

#89 • WR • FORT DEFIANCE, VA.
1968 • HONORABLE MENTION

Honorable mention choice in 1968 by the *Associated Press* after leading the ACC and ranking seventh nationally in receiving with 65 catches for 892 yards and two TDs.

See page 211 for career receiving statistics

Gordon Carver

#15 • HB • DURHAM, N.C.
1944 • HONORABLE MENTION

Honorable mention choice in 1944 by the *Associated Press* after captaining Duke to six wins and a victory over Alabama in the Sugar Bowl ... led Duke in receiving with 13 catches for 252 yards as well as defensive interceptions with three.

Jeremy Cash

#16 • S • MIAMI, FLA.
2013 • SECOND TEAM
2014 • SECOND TEAM
2015 • FIRST TEAM (UNANIMOUS)

Three-time All-America pick including unanimous first team honoree as a senior in 2015 after carding 101 tackles, 18.0 tackles for loss, 2.5 sacks, three caused fumbles, four PBUs and eight QB pressures ... also in 2015, earned ACC Defensive Player of the Year honors and was a finalist for both the Nagurski (National Defensive Player of the Year) and Thorpe (National Defensive Back of the Year) Awards ... second team All-America choice by both the *Walter Camp Foundation* and *Football Writers Association of America* in 2014 after posting 111 tackles, 10.5 tackles for loss, 5.5 sacks and two INTs ... second team All-America honoree from *USA Today* in 2013 after carding 121 tackles, 9.5 tackles for loss and four INTs while helping Duke to a 10-4 record, the ACC Coastal Division championship, berth in the Chick-fil-A Bowl and a final national ranking of No. 23 by the *Associated Press* ... three-time All-ACC choice (1st team in 2013 & 2015 and 2nd team in 2014) ... in 39 games (38 starts) at Duke, registered 333 total tackles, 38.0 tackles for loss, 8.0 sacks, six INTs, nine caused fumbles, three fumble recoveries and 15 QB pressures ... represented Duke in the Reese's Senior Bowl on January 30, 2016, in Mobile, Ala., and participated in the NFL Combine February 23-29, 2016, in Indianapolis, Ind. ... signed free agent contract with the NFL's Carolina Panthers in May, 2016.

See page 227 for career defensive statistics

Chris Castor

#86 • WR • CARY, N.C.
1982 • SECOND TEAM

Earned the ACC's Player of the Year award and a second team All-America citation from the *Associated Press* in 1982 after catching 46 passes for 952 yards and 13 TDs ... established school single-season record for average yards per reception (20.70) – a mark that stood until 2007 (Eron Riley; 20.75) ... also named Duke's team MVP ... fifth round selection of the Seattle Seahawks in the 1983 NFL Draft.

See page 211 for career receiving statistics

Wes Chesson

#41 • E • EDENTON, N.C.
1970 • HONORABLE MENTION

Honorable mention choice in 1970 by the *Associated Press* after setting ACC single-season records for both receptions (74) and receiving yards (1,080) ... ACC single-season yardage record stood until 1987 (Duke's Clarkston Hines; 1,093) while single-season receptions record stood until 1992 (Maryland's Marcus Badgett; 75) ... graduated as Duke's career leader in receptions (164), receiving yards (2,399) and 100-yard receiving games (9) ... seventh round pick of the Atlanta Falcons in the 1971 NFL Draft ... inducted into the Duke Athletics Hall of Fame in 2013.

See page 211 for career receiving statistics

Benny Cittadino

#48 • E • LONG BRANCH, N.J.
1943 • HONORABLE MENTION

Honorable mention choice in 1943 by both the *Associated Press* and *United Press International* ... also a first team All-Southern Conference pick as the Blue Devils captured the league championship.

Ernie Clark

#87 • DE • SOUTHERN PINES, N.C.
1973 • HONORABLE MENTION

Associated Press honorable mention choice as a junior in 1973 after posting 12.0 quarterback sacks, four caused fumbles and three fumble recoveries ... also a first team All-ACC pick.

George Clark

#28 • HB • WILSON, N.C.
1945 • THIRD TEAM

Earned third team All-America recognition from the Football Coaches in 1945 after rushing for 530 yards ... three-time all-conference selection ... helped the Blue Devils to Southern Conference crowns in 1943, 1944 and 1945, and scored two rushing TDs in Duke's 29-26 victory over Alabama in the 1945 Sugar Bowl ... set Duke records for longest punt return (95 yards versus Wake Forest in 1944) and punt return average in a season (19.7 in 1944) ... second round choice of the Pittsburgh Steelers in the 1946 NFL Draft.

See page 199 for career rushing statistics

Ross Cockrell

#6 • CB • WAXHAW, N.C.
2012 • HONORABLE MENTION

Honorable mention choice by *Sports Illustrated* as a junior in 2012 after recording 71 tackles, 4.0 tackles for loss, five INTs and 13 PBUs ... two-year team captain ... two-time first team All-ACC choice in 2012 and 2013 ... four-time Academic All-ACC pick ... finished 49-game career with 233 tackles, 7.0 tackles for loss, 2.0 quarterback sacks, 12 INTs, two caused fumbles and 42 PBUs ... selected in the fourth round (109th overall pick) of the 2014 NFL Draft by the Buffalo Bills.

Year	UT	AT	TT	INT	PBU	CF	FR
2010	37	23	60	3	7	0	0
2011	35	21	56	1	9	0	0
2012	47	24	71	5	13	1	0
2013	35	11	46	3	13	1	0
Total	154	79	233	12	42	2	0

Chris Combs

#93 • DT • ROANOKE, VA.
1999 • HONORABLE MENTION

Earned honorable mention All-America citation in 1999 from the *Associated Press* after leading Duke in both tackles for loss (15.0) and QB pressures (10) ... added 57 total tackles and 2.0 sacks en route to a third straight All-ACC nod (1st team in 1998-99; 2nd team in 1997) ... finished career as Duke's all-time leader in tackles for loss (57.5) ... selected in the sixth round by the Pittsburgh Steelers in the 2000 NFL Draft.

Year	UT	AT	TT	QBS	TFL	INT	PBU
1996	26	27	53	8.0	11.0	0	1
1997	56	18	74	6.0	17.0	0	3
1998	30	17	47	4.0	14.5	0	0
1999	42	15	57	2.0	15.0	0	0
Total	154	77	231	20.0	57.5	0	4

Billy Cox

#17 • HB • MT. AIRY, N.C.
1949 • HONORABLE MENTION
1950 • FIRST TEAM

Honorable mention All-America pick by the *Associated Press* in 1949 ... first team All-America choice by *Collier's* in 1950 after captaining Duke to a 7-3 record by throwing for a then-school record 1,428 yards and picking up 567 yards on the ground ... two-time All-Southern Conference pick ... rallied the Blue Devils from a 21-0 halftime deficit against Georgia Tech to win, 30-21, on November 4, 1950 ... against the Yellow Jackets, hit on 12-of-22 passes for 133 yards while rushing for an additional 144 yards.

See page 191 for career passing statistics

See page 199 for career rushing statistics

Fred Crawford

T • WAYNESVILLE, N.C.
1932 • SECOND TEAM
1933 • FIRST TEAM (CONSENSUS)

Duke's first All-America selection ... became the first athlete from the state of North Carolina to be named to a football All-America squad, earning second team honors (*Associated Press & United Press International*) in 1932 and a consensus first team citation (*Associated Press, Newspaper Enterprise America & Collier's*) a year later ... led the Blue Devils to a 10-2 win over Tennessee en route to a 9-1 season record and the Southern Conference championship in 1933 ... three seasons at Duke (1931-32-33) were head coach Wallace Wade's first three years and Duke compiled an overall record of 21-7-2 over that stretch ... enshrined in the College Football Hall of Fame.

Stan Crisson

#86 • E • CHERRYVILLE, N.C.
1963 • HONORABLE MENTION

Honorable mention choice in 1963 by the *Associated Press, United Press International, Newspaper Enterprise America* and *Williamson* after matching ACC single-season records for receptions (46) and TD receptions (7) ... finished the season with 559 receiving yards and equaled the ACC single-game standard for TD catches with three against Clemson ... also a first team All-ACC pick ... finished career as Duke's all-time leader in receptions (98), receiving yards (1,107) and TD receptions (10).

See page 211 for career receiving statistics

Jamison Crowder

#3 • PR • MONROE, N.C.
2013 • SECOND TEAM
2014 • SECOND TEAM

Second team All-America honoree in 2013 as a punt returner from the *Football Writers Association of America, Phil Steele* and *Sports Illustrated* after finishing second in the ACC and sixth nationally in punt return average (16.04) with two returns for touchdowns ... also caught an ACC single-season record 108 passes for 1,360 yards and eight TDs during the 2013 season as Duke went 10-4, captured the ACC Coastal Division championship and appeared in the Chick-fil-A Bowl ... all-purpose second team All-America choice by *Lindy's* in 2014 after compiling 1,359 all-purpose yards while Duke went 9-4 and appeared in the Hyundai Sun Bowl ... caught 85 passes for 1,044 yards and six TDs while returning 22 punts for 280 yards and two additional scores ... fourth round choice of the Washington Redskins in the 2015 NFL Draft.

Crowder's Punt Return Statistics

Year	PR	Yards	Avg.	TD
2011	13	122	9.39	0
2012	5	66	13.20	0
2013	25	401	16.04	2
2014	22	280	12.73	2
Total	65	869	13.37	4

See page 211 for career receiving statistics

Mike Curtis

#33 • FB • ROCKVILLE, MD.
1964 • THIRD TEAM

Third team All-America pick by *Newspaper Enterprise America* as a fullback in 1964 after leading the Blue Devils in rushing with 497 yards ... also a standout linebacker ... first round pick of the Baltimore Colts in the 1965 NFL Draft ... earned All-Pro accolades in 1968 and 1969 while playing in a pair of Super Bowls (III and V) ... professional career spanned 14 seasons with Baltimore, Seattle and Washington.

See page 199 for career rushing statistics

Tom Davis

#30 • HB • WILSON, N.C.
1944 • THIRD TEAM

Third team All-America honoree by the *Associated Press* in 1944 ... finished outstanding career as the school's second all-time leading rusher behind Ace Parker ... led Duke to three league crowns and to the 1942 Rose and 1945 Sugar bowls.

See page 199 for career rushing statistics

Matt Daniels

#40 • S • FAYETTEVILLE, GA.
2011 • SECOND TEAM

Second team All-America selection by the *Walter Camp Foundation* in 2011 after ranking third in the ACC in tackles per game (10.50) ... also earned first team All-ACC honors from the *Atlantic Coast Sports Media Association* while finishing third in the balloting for ACC Defensive Player of the Year ... represented Duke in the annual East-West Shrine Game on January 18, 2012, in Tampa, Fla. ... signed free agent contract with the NFL's St. Louis Rams in May, 2012.

See page 227 for career defensive statistics

Sidney Deloatch

#74 • T • ROANOKE RAPIDS, N.C.
1956 • HONORABLE MENTION

Honorable mention choice in 1956 by both the *Associated Press* and *United Press International* after helping Duke to a 5-4-1 record including a 4-1 league ledger ... also a first team All-ACC pick as the Blue Devil defense allowed just 10.0 points per game.

Al DeRogatis

#68 • T • NEWARK, N.J.
1948 • FIRST TEAM

Served as team captain and garnered first team All-America honors from *The Chicago Tribune* in 1948 ... enshrined in the College Football Hall of Fame ... played for the NFL's New York Giants and twice was named All-Pro.

Chuck Drulis

#85 • E • ST. LOUIS, MO.
1965 • HONORABLE MENTION

Named honorable mention All-America in 1965 by the *Associated Press* after leading the Blue Devils in receiving with 39 catches for 390 yards and two TDs ... also earned first team All-ACC honors and served as an alternate team captain ... after participating in both the North-South Game and Senior Bowl, was a 10th round pick of the St. Louis Cardinals in the 1966 NFL Draft.

Year	Rec.	Yards	Avg.	TD
1963	17	232	13.65	0
1964	20	193	9.65	4
1965	39	390	10.00	2
Total	76	815	10.72	6

Dave Dunaway

#86 • E • JACKSONVILLE, FLA.
1966 • HONORABLE MENTION

An honorable mention All-America pick in 1966 after registering 43 pass receptions for 614 yards and three TDs ... also punted 65 times for a 36.0 yards per kick average ... played in the North-South Game and was chosen in the second round of the 1967 NFL Draft by the Green Bay Packers.

See page 211 for career receiving statistics

Jack Dunlap

G • LAWTON, OKLA.
1934 • THIRD TEAM

Received third team All-America honors from *Liberty* after captaining the 1934 Blue Devils to a 7-2 overall record ... played tackle on Duke's 1933 Southern Conference championship team before moving to guard for the 1934 campaign ... also received all-conference and all-state accolades.

Mike Dunn

#8 • QB • HAMPTON, VA.
1977 • HONORABLE MENTION

Honorable mention All-America pick at QB in 1977 by the *Associated Press* after completing 102-of-191 (.534) passes for 1,239 yards with seven TDs and nine INTs while rushing 161 times for 576 yards and seven TDs ... also rushed for three PATs for 48 total points and earned Duke MVP accolades.

See page 191 for career passing statistics

See page 199 for career rushing statistics

George Dutrow

#47 • HB • WASHINGTON, D.C.
1957 • HONORABLE MENTION

Garnered honorable mention accolades in 1957 from *Williamson* after rushing for 625 yards and three TDs and catching a team-high 10 passes for 100 yards and two TDs ... also punted 46 times for a 36.2 yards per boot average and posted four interceptions on defense as Duke went 6-3-2 and appeared in the Orange Bowl.

See page 199 for career rushing statistics

Blaine Earon

#83 • E • ALTOONA, PA.
1950 • FIRST TEAM

Earned first team All-America accolades in 1950 from the *Associated Press* after leading Duke to a 7-3 record in head coach Wallace Wade's final season ... starred on defense as Duke allowed its opponents to average just 10.8 points per game.

Phil Ebinger

#53 • C • ATLANTA, GA.
1983 • THIRD TEAM

Third team All-America choice by *Football News* in 1983 serving as Duke's team captain ... helped protect ACC Player of the Year Ben Bennett, who threw for 3,086 yards and 17 TDs while leading the league in total offense ... twice earned first team All-ACC and *Associated Press* honorable mention All-America honors in both 1982 and 1983.

DeVon Edwards

#27 • KR • COVINGTON, GA.
2013 • SECOND TEAM
2014 • HONORABLE MENTION
2015 • HONORABLE MENTION

Three-time All-America choice as a return specialist ... second team All-America pick by the *Walter Camp Foundation* in 2013 after ranking third nationally in kickoff return average (30.21) as Duke posted a 10-4 ledger, won the ACC Coastal Division championship and appeared in the Chick-fil-A Bowl ... honorable mention All-America honoree from *Sports Illustrated* in both 2014 and 2015 ... in 2014, ranked 20th nationally in kickoff return average (25.69) ... in 2015, led the ACC and ranked fifth nationally in kickoff return average (29.17) while establishing Duke single-season record with three kickoff returns for TDs ... three-time All-ACC and three-time Academic All-ACC pick ... also a second team CoSIDA Academic All-America choice in 2015.

Edwards' Kickoff Return Statistics

Year	Att.	Yards	Avg.	TD
2013	19	574	30.21	2
2014	29	745	25.69	1
2015	24	700	29.17	3
2016	2	41	20.50	0
Total	74	2,060	27.84	6

Edwards' Defensive Statistics

Year	UT	AT	TT	INT	PBU
2013	37	27	64	3	6
2014	77	56	133	1	9
2015	50	51	101	1	6
2016	18	11	29	0	1
Total	182	145	327	5	22

Ray Farmer

#22 • FS • KERNERSVILLE, N.C.
1994 • THIRD TEAM

Third team All-America choice by the *Associated Press* in 1994 after helping Duke to an 8-4 ledger ... two-time All-ACC pick ... finished his career with 261 tackles and as the NCAA single-season (5/1993) and career record holder for blocked kicks with 11 ... enjoyed a three-year pro career after being selected in the fourth round of the NFL Draft by the Philadelphia Eagles.

Farmer's Defensive Statistics

Year	UT	AT	TT	INT	PBU
1992	0	0	0	0	0
1993	37	31	68	3	4
1994	53	29	82	2	7
1995	72	39	111	2	6
Total	162	99	261	7	17

Fred Folger

WB • MOUNT AIRY, N.C.
1947 • HONORABLE MENTION

Honorable mention All-America selection in 1947 by *United Press International* after rushing for 304 yards, passing for 383 yards, returning 33 punts for 296 yards, punting 68 times for a 42.84 average and registering a team-high five INTs on defense ... also garnered first team All-Southern Conference honors ... graduated as Duke's career leader in punting average (41.89) and defensive INTs (13) ... selected in the 20th round of the 1948 NFL Draft by the Pittsburgh Steelers.

Folger's Rushing Statistics

Year	Att.	Yards	Avg.	TD
1946	5	-28	-5.60	0
1947	93	304	3.27	1
1948	81	232	2.86	2
Total	179	508	2.83	3

Folger's Passing Statistics

Year	Cmp	Att	INT	Pct.	Yards	TD
1946	0	0	0	—	0	0
1947	28	65	9	.431	383	—
1948	27	70	4	.386	457	2
Total	55	135	13	.407	840	2

Folger's Punting Statistics

Year	Att.	Yards	Avg.	Lg
1946	18	762	42.33	—
1947	68	2,913	42.84	—
1948	49	1,980	40.41	—
Total	135	5,655	41.89	—

Bob Foyle

#62 • MG • HAWTHORNE, N.J.
1967 • HONORABLE MENTION

Tabbed honorable mention All-America in 1967 by the *Associated Press* after spearheading a Duke defense that allowed 259.60 total yards per game and held nine of 10 opponents to 21 or fewer points ... also earned Duke MVP honors and first team All-ACC accolades for the second straight season.

Billy Futrell

#25 • HB • LYNCHBURG, VA.
1962 • HONORABLE MENTION

Received honorable mention All-America honors in 1962 from *Newspaper Enterprise America* ... rushed for 387 yards and six TDs on 60 carries ... also earned Academic All-ACC accolades.

Futrell's Rushing Statistics

Year	Att.	Yards	Avg.	TD
1961	11	49	4.45	0
1962	60	387	6.45	6
1963	54	220	4.07	1
Total	125	656	5.25	7

Bob Gantt

#45 • E • DURHAM, N.C.
1942 • FIRST TEAM
1943 • FIRST TEAM

Duke's first two-time first team All-America, earning accolades from *Football News* in 1942 and *United Press International* in 1943 ... paced Duke in scoring in 1943 with 47 points after booting a school single-season record 41 PATs ... two-time first team All-Southern Conference honoree ... also lettered in basketball and track & field at Duke.

Mark Gilbert

#28 • CB • FAYETTEVILLE, N.C.
2017 • FOURTH TEAM

Fourth team All-America pick by *Athlon Sports* in 2017 after posting 35 tackles, 3.0 TFL, six INTs and 15 PBUs while helping Duke to a 7-6 record and win over Northern Illinois in the Quick Lane Bowl ... in the ACC, ranked first in total passes defended (21), second in INTs and second in PBUs and was the leading vote-getter among CBs in the all-league balloting.

Joe Giles-Harris

#44 • LB • NYACK, N.Y.
2017 • SECOND TEAM

Second team All-America choice by the *Walter Camp Football Foundation* and *CBS Sports* in 2017 after compiling 125 tackles, 16.0 TFL, 4.5 sacks, one INT, four PBUs, one caused fumble and nine QB pressures to help Duke to a 7-6 ledger ... in 2017, led all ACC LBs in TFL and became the first player in Duke history to register 125+ tackles and 16.0+ TFL in a single campaign ... three-time All-ACC pick (HM in 2016 & 1st team in 2017 & 2018).

See page 227 for career defensive statistics

Scotty Glacken

#17 • QB • BETHESDA, MD.
1963 • HONORABLE MENTION

An *Associated Press* honorable mention All-America pick in 1963 after ranking third nationally in TD passes with 12, matching the ACC single-season record ... for the year, completed 101-of-201 (.502) pass attempts for 1,265 yards with 12 TDs and eight INTs while rushing for 85 additional yards and three TDs ... matched the ACC single-game record for TD passes with four against Clemson ... two-time second team All-ACC pick ... also played baseball at Duke, earning team MVP honors in 1964 ... chosen in the seventh round of the 1966 AFL Draft by the Denver Broncos.

See page 191 for career passing statistics

Pete Goddard

#64 • G • ROCKY MOUNT, N.C.
1941 • HONORABLE MENTION

An honorable mention All-America choice by the *Associated Press* from Duke's 1941 squad that went 9-1, captured the Southern Conference title and hosted Oregon State in the Rose Bowl ... helped the Blue Devils rank second nationally in scoring by averaging 34.56 points per contest.

Noah Gray

#87 • TE • LEOMINSTER, MASS.
2019 • SECOND TEAM

Second team All-America pick by the *Walter Camp Football Foundation* in 2019 after finishing with 51 receptions for 392 yards (7.69) and three TDs ... the 51 catches were a team-best, led all ACC tight ends and ranked second among Power 5 TEs ... the 51 receptions were also the second-most in Duke single-season history ... the 392 receiving yards ranked 14th on Duke's single-season chart.

Art Gregory

#77 • T • AIKEN, S.C.
1961 • THIRD TEAM
1962 • SECOND TEAM

Third team *Associated Press* All-America pick in 1961 and second team choice a year later by the same outlet ... also won the Jacobs Blocking Trophy in each of those seasons while earning first team All-ACC honors ... played on three ACC championship teams in 1960-61-62 ... helped the Blue Devils to a three-year ledger of 23-8 including a 7-6 win over Arkansas in the 1961 Cotton Bowl.

Dale Grimes

#54 • C • ALIQUIPPA, PA.
1972 • HONORABLE MENTION

Named honorable mention All-America by the *Associated Press* in 1972 ... helped open holes for Steve Jones, who rushed for 1,271 yards and six TDs to earn ACC Player of the Year honors ... also a first team All-ACC selection and represented Duke in the North-South Game.

Bob Grupp

#12 • DB • LANGHORNE, PA.
1976 • HONORABLE MENTION

Earned honorable mention All-America honors from the *Associated Press* as a defensive back after captaining Duke to a 5-5-1 ledger ... recorded 39 tackles, one INT and five PBUs ... also handled Duke's punting chores and averaged 39.87 yards per kick on 45 boots ... two-time first team All-ACC pick in the secondary ... selected in the seventh round of the 1977 NFL Draft by the New York Jets and went on to earn first team NFL All-Pro and Pro Bowl honors as a punter with the Kansas City Chiefs in 1979.

Elmore Hackney

#66 • QB • DURHAM, N.C.
1937 • SECOND TEAM

Second team All-America pick by *Newspaper Enterprise America* in 1937 after guiding Duke to a 7-2-1 ledger ... led the Blue Devils in scoring with nine TDs and 10 PATs ... had a 14-carry, 123-yard performance to guide Duke to a 19-6 win over Tennessee during the 1935 campaign ... over three-year career, rushed for 1,359 yards while helping the Blue Devils to a 24-5-1 record with Southern Conference championships in 1935 and 1936.

See page 199 for career rushing statistics

Tom Hall

#6 • WR • FAYETTEVILLE, N.C.
1976 • HONORABLE MENTION

Secured honorable mention All-America honors from the *Associated Press* in 1976 after leading Duke in receiving with 44 catches for 594 yards and one TD ... led the ACC in both receptions per game (4.00) and receiving yards per game (54.00) while earning first team all-league accolades ... a year later, capped one of the greatest comebacks in Duke history by catching a seven-yard TD pass from QB Mike Dunn with 13 seconds left in the game as the Blue Devils rallied from a 24-9 fourth quarter deficit for a 25-24 victory against Georgia Tech.

See page 211 for career receiving statistics

Bill Hanenberg

#30 • DB • WAYNE, N.J.
1972 • HONORABLE MENTION

Named honorable mention All-America by the *Associated Press* in 1972 ... served as a team captain and helped Duke hold 10 of 11 opponents to 16 or fewer points ... posted three INTs on the season and twice earned ACC Defensive Back of the Week honors following games against Virginia and North Carolina ... also a two-time first team All-ACC choice.

Leo Hart

#10 • QB • KINSTON, N.C.
1968 • HONORABLE MENTION
1969 • HONORABLE MENTION
1970 • HONORABLE MENTION

Three-time honorable mention All-America choice by the *Associated Press* in 1968-69-70 ... also a three-time first team All-ACC selection ... graduated as Duke's career leader in pass completions (468), pass attempts (872), pass completion percentage (.554) and passing yards (6,116) ... finished career ranking fifth in NCAA history in both completions and total offensive yards ... became the first QB in ACC history to earn first team all-league honors three times, lead the conference in passing yardage three years and pace the league in total offense three seasons ... selected in the third round of the 1971 NFL Draft by the Atlanta Falcons ... inducted into the Duke Athletics Hall of Fame in 1988 and the North Carolina Sports Hall of Fame in 2008.

See page 191 for career passing statistics

Mike Hart

#81 • TE • SAYVILLE, N.Y.
2001 • HONORABLE MENTION

An *Associated Press* honorable mention All-America pick in 2001 after catching 30 passes for 476 yards and four TDs ... two-time All-ACC and two-time Academic All-ACC choice ... finished career with 86 catches for 1,370 yards and six TDs.

See page 211 for career receiving statistics

Dan Hill

#35 • C • ASHEVILLE, N.C.
1938 • FIRST TEAM

Three-year starter and first team All-America pick by *Newspaper Enterprise America*, *Liberty*, *Walter Camp Foundation* & *Hearst Newspapers* in 1938 after Duke went 9-1 and fell to Southern California in the Rose Bowl ... finished 10th in the balloting for the Heisman Trophy ... served as co-captain of the Iron Dukes defensive unit that recorded nine shutouts during the regular season ... led Duke to a three-year record of 25-4-1 ... enshrined in the College Football Hall of Fame.

Clarkston Hines

#12 • WR • CHAPEL HILL, N.C.
1988 • FIRST TEAM
1989 • FIRST TEAM (CONSENSUS)

One of three two-time first team All-America selections in school history ... established school, ACC and NCAA records during his career with the Blue Devils ... consensus first team All-America pick following his senior season in 1989 ... also received first team honors in 1988 from the *Football Writers Association of America* ... graduated as Duke's career leader in receptions (189), receiving yards (3,318), touchdown receptions (38) and 100-yard receiving games (17) ... in 1989, named the ACC Player of the Year after catching 61 passes for 1,149 yards and 17 TDs as Duke captured a share of the league title ... remains the only player in ACC history to register three 1,000-yard receiving campaigns ... named the recipient of the McKeelin Award as the top athlete in the ACC in 1989 ... College Football Hall of Fame inductee in 2010.

See page 211 for career receiving statistics

Roy Hord

#60 • T • CHARLOTTE, N.C.
1957 • FIRST TEAM

Named first team All-America by *Williamson* following the 1957 season ... guided Duke to a three-year record of 19-9-4 with two berths in the Orange Bowl in 1954 and 1957 ... played six seasons in the NFL with Los Angeles, Philadelphia and the New York Jets.

Dave Hurm

#82 • E • NEWARK, DEL.
1957 • HONORABLE MENTION

Received honorable mention All-America citation from *United Press International* in 1957 ... caught five passes for 44 yards and one TD while recording one INT on defense ... helped Duke to a 6-3-2 overall ledger and final national ranking of No. 16 by the *Associated Press*.

Frank Irwin

#56 • T • RALEIGH, N.C.
1944 • HONORABLE MENTION

Received honorable mention All-America honors from the *Associated Press* in 1944 after Duke went 6-4, won the Southern Conference championship and defeated Alabama, 29-26, in the Sugar Bowl ... aided a Blue Devil defense that allowed 200.67 total yards and 9.30 points per game.

Ernie Jackson

#13 • DB • HOPKINS, S.C.
1971 • FIRST TEAM (CONSENSUS)

One of six Duke players to earn consensus first team All-America honors ... starred at Duke from 1969-71 ... as a senior in 1971, returned two interceptions for touchdowns ... also named the ACC Player of the Year in 1971, becoming the league's first defensive player to win the honor ... first player in ACC history to earn league player of the week honors on both offense and defense ... named to the Silver Anniversary All-ACC Team ... seventh round pick of the Saints in the 1972 NFL Draft, and went on to play nine professional seasons with New Orleans, Atlanta and Detroit.

Bill Jones

#79 • T • RICHMOND, VA.
1965 • HONORABLE MENTION

Earned honorable mention All-America accolades from the *Associated Press* in 1965 ... helped the Blue Devil offense average 346.40 total yards per game, the program's highest total since 1941 ... also received first team All-ACC, Academic All-ACC and second team Academic All-America honors.

Cedric Jones

#26 • WR • WELDON, N.C.
1981 • SECOND TEAM

After averaging nearly 20 yards per catch and scoring 10 TDs, tabbed to the All-America second unit by the *Associated Press* in 1981 ... finished career with 99 catches for 1,732 yards and 21 TDs ... a third round draft choice of New England in the 1982 NFL Draft ... played nine seasons with the Patriots and made an appearance in Super Bowl XX.

See page 211 for career receiving statistics

Steve Jones

#46 • RB • SANFORD, N.C.
1972 • THIRD TEAM

Received third team All-America honors from the *Associated Press* following senior season in 1972 ... held the school's career rushing mark for over 30 years before Chris Douglas surpassed his total of 2,951 yards during the 2004 season ... rushed for a Duke single-season record 1,236 yards in 1972 ... gained over 850 yards in both 1970 and 1971 ... scored 20 career TDs on the ground ... picked in the fifth round by the Rams in 1973 and played six seasons in the National Football League.

See page 191 for career rushing statistics

Mike Junkin

#48 • LB • BELVIDERE, ILL.
1985 • HONORABLE MENTION
1986 • SECOND TEAM

Honorable mention All-America pick by the *Associated Press* as a junior in 1985 after posting 162 tackles including 12.0 tackles for loss ... a year later, received second team All-America honors from both the *Associated Press* and *Sporting News* after setting a school single-season mark with 188 total stops ... had 100 or more tackles in three straight seasons ... ranks atop Duke's all-time tackles chart with 513 career hits ... first round pick of the Cleveland Browns in the 1987 NFL Draft.

See page 227 for career defensive statistics

Sonny Jurgensen

#18 • QB • WILMINGTON, N.C.
1956 • HONORABLE MENTION

An honorable mention All-America pick by the *Associated Press* as a defensive back in 1956 ... registered one INT as the Blue Devils held eight of 10 opponents to seven points or less ... also played QB and threw for 371 yards and two TDs ... selected in the fourth round of the 1957 NFL Draft by the Philadelphia Eagles ... enjoyed an 18-season NFL career with the Eagles and Washington Redskins, throwing for 32,224 yards and 255 TDs and was a five-time Pro Bowl selection ... retired as the NFL's all-time leader in passing yardage ... member of the North Carolina Sports Hall of Fame (1971), Duke Athletics Hall of Fame (1979) and Pro Football Hall of Fame (1983).

See page 147 for NFL biographical sketch

Mike Karmazin

#42 • T • IRWIN, PA.
1941 • SECOND TEAM

Second team All-America choice by *Life Magazine* in 1941 after helping the Blue Devils to a 9-1 mark ... guided the Blue Devils to a three-year record of 24-4 from 1939-41.

John Kerns

#49 • T • GENEVA, OHIO
1944 • HONORABLE MENTION

In his only season as a letterman, received an honorable mention All-America nod from both the *Associated Press* and *United Press International* in 1944 after Duke went 6-4 with a victory over Alabama in the Sugar Bowl.

Bill Khayat

#37 • TE • YORK, PA.
1994 • HONORABLE MENTION

Picked up honorable mention All-America recognition from *Football News* in 1994 after catching 49 passes for 562 yards and two TDs ... capped the season off with a 11-catch, 109-yard performance against Wisconsin in the Hall of Fame Bowl ... also earned second team All-ACC and Academic All-ACC honors.

See page 211 for career receiving statistics

Ernie Knotts

#47 • G • ALBEMARLE, N.C.
1944 • HONORABLE MENTION
1945 • SECOND TEAM

Honorable mention All-America choice in 1944 by both the *Associated Press* and *United Press International* ... second team All-America pick by the Football Coaches in 1945 while helping Duke to 6-2 and captured the Southern Conference championship for the third straight year ... served as team captain and also received All-Southern Conference honors ... held the nickname "Bear" ... inducted into the Duke Athletics Hall of Fame in 1993.

Steve Lach

#37 • HB • ALTOONA, PA.
1941 • FIRST TEAM

Garnered first team All-America recognition from *Newspaper Enterprise America*, *Liberty and Collier's* in 1941 ... in 1941, punted for a school single-season record 45.89 average and rushed for 532 yards and 10 TDs while helping Duke to a 9-1 record and Rose Bowl berth ... finished ninth in the balloting for the Heisman Trophy ... first round pick of the Cardinals in the 1942 NFL Draft ... enshrined in the College Football Hall of Fame.

Lach's Rushing Statistics

Year	Att.	Yards	Avg.	TD
1939	0	0	—	0
1940	46	315	6.85	5
1941	63	532	8.44	10
Total	109	847	7.77	15

Lach's Punting Statistics

Year	Att.	Yards	Avg.	Lg
1939	14	545	38.93	—
1940	43	1,662	38.65	60
1941	28	1,285	45.89	64
Total	85	3,492	41.08	64

Sims Lenhardt

#12 • K • CHARLESTON, S.C.
1999 • HONORABLE MENTION

An honorable mention All-America selection by *Football News* in 1999 ... led Duke in scoring with 59 points by making 14-of-18 field goal attempts and all 17 PAT attempts ... three-time All-ACC selection ... three-time Academic All-ACC choice ... graduated as Duke's all-time leader in total points (240) and field goals (55).

See page 217-218 for career kicking statistics

Dan Lonon

#76 • T • HICKORY, N.C.
1964 • HONORABLE MENTION

Picked up honorable mention All-America citation from the *Associated Press* in 1964 after captaining Duke to a second place finish in the ACC ... guided a defense that allowed just 13.50 points per game and surrendered more than 21 points just once during the season ... also a first team All-ACC choice.

Buddy Luper

#20 • HB • ROCKY MOUNT, N.C.
1943 • HONORABLE MENTION

Honorable mention All-America choice in 1943 by both the *Associated Press* and *United Press International* after leading Duke in rushing yards (520), passing yards (351), total offensive yards (871), punt return yards (221) and all-purpose yards (811) ... also a first team All-Southern Conference pick after helping the Blue Devils to a 9-1 record and league championship.

Johnny Markas

#61 • G • MORGANTON, N.C.
1962 • HONORABLE MENTION

Team captain and honorable mention All-America selection in 1962 by *Williamson* as Duke went 8-2 and won the ACC championship ... helped the Blue Devils allow just 43 total points while posting a perfect 6-0 ledger in conference play.

Ross Martin

#35 • K • SOLON, OHIO
2012 • HONORABLE MENTION
2014 • HONORABLE MENTION
2015 • HONORABLE MENTION

Three-time honorable mention All-America pick by *Sports Illustrated* in 2012, 2014 and 2015 ... topped the 100-point plateau in all three seasons with 106 in 2012, 107 in 2014 and 120 in 2015 ... four-time All-ACC and Academic All-ACC selection ... finished career as Duke's all-time leader in total points (430), field goals (78) and PATs (196) ... represented Duke in the Reese's Senior Bowl on January 30, 2016, in Mobile, Ala. ... signed free agent contract with the NFL's New York Jets in May, 2016.

See page 217-218 for career kicking statistics

Bob Matheson

#53 • LB • BOONE, N.C.
1965 • HONORABLE MENTION
1966 • FIRST TEAM

Honorable mention All-America pick by the *Associated Press* in 1965 and a first team All-America honoree by *Sporting News*, *Associated Press* and *Time Magazine* in 1966 ... team captain and Duke's MVP in 1966 ... two-time first team All-ACC pick ... named to both the Silver Anniversary and 50th Anniversary All-ACC teams ... first round selection of the Dolphins in the 1967 NFL Draft ... played 14 professional seasons ... a member of two Super Bowl championship teams with Miami including the 1972 squad that remains the only team in NFL history to go undefeated through the regular season and win the Super Bowl.

George McAfee

#22 • HB • IRONTON, OHIO
1939 • SECOND TEAM

Led Duke in rushing, receiving, scoring, kickoff returns, punt returns, interceptions and punting en route to earning second team All-America honors from *Associated Press*, *United Press International* and *News Enterprise America* in 1939 as the Blue Devils went 8-1 ... as a senior, had 23 runs of 20 or more yards and punted 40 times for a 38.2 average ... guided Duke to a three-year ledger of 24-4-1 ... enshrined in the College Football Hall of Fame in 1961 ... enjoyed an outstanding professional career with the Chicago Bears and earned induction into the Pro Football Hall of Fame 1966.

See page 147 for NFL biographical sketch

McAfee's Rushing Statistics

Year	Att.	Yards	Avg.	TD
1937	48	287	5.98	3
1938	17	22	1.29	0
1939	96	596	6.21	7
Total	161	905	5.62	10

J.V. McCarthy

#66 • T • RUMSON, N.J.
1964 • HONORABLE MENTION

Tabbed honorable mention All-America by the *Associated Press* in 1964 ... helped protect All-ACC QB Scotty Glacken, who led the league in pass completions and TD passes, and open holes for All-ACC RB Mike Curtis, who rushed for 497 yards and four TDs.

Carl McGee

#3 • LB • CINCINNATI, OHIO
1976 • HONORABLE MENTION

Secured honorable mention All-America accolades from the *Associated Press* in 1976 ... carded 130 total tackles along with 5.0 tackles for loss, two caused fumbles and one INT ... also received first team All-ACC honors.

See page 227 for career defensive statistics

Mike McGee

#68 • G • ELIZABETH CITY, N.C.
1958 • HONORABLE MENTION
1959 • FIRST TEAM

Honorable mention All-America selection by *United Press International* in 1958 and a first team All-America pick by *Time Magazine* and *Football Writers Association* in 1959 ... also captured ACC Player of the Year honors and the Outland Trophy as the top interior lineman in the nation in 1959 ... two-time first team All-ACC choice ... named to both the Silver Anniversary and 50th Anniversary All-ACC squads ... enshrined in the College Football Hall of Fame ... second round draft pick of the NFL's St. Louis Cardinals in 1960 ... served as Duke's head coach from 1971-78.

Hal McElhane

#35 • FB • BURGETTSTOWN, PA.
1957 • HONORABLE MENTION

Named honorable mention All-America by four outlets – *Associated Press*, *Football Coaches*, *United Press International* & *Williamson* – in 1957 ... team captain while rushing for 227 yards and two TDs and earning the ACC's Jacobs Blocking Trophy for the second consecutive year ... two-time ACC wrestling champion in the 191-pound division ... selected in the eighth round of the 1957 NFL Draft by the Philadelphia Eagles ... inducted into the Duke Athletics Hall of Fame in 1995.

McElhane's Rushing Statistics

Year	Att.	Yards	Avg.	TD
1955	50	185	3.70	3
1956	90	449	4.99	1
1957	55	227	4.13	2
Total	195	861	4.42	6

John McNabb

#60 • G • CHARLESTON, W. VA.
1965 • HONORABLE MENTION

Named honorable mention All-America in 1965 by the *Associated Press* after winning the ACC's Jacobs Blocking Trophy ... also a first team All-ACC pick in 1965 while serving as an alternate captain.

Ed Meadows

#70 • T • OXFORD, N.C.
1952 • FIRST TEAM
1953 • FIRST TEAM

Became Duke's second two-time first team All-America honoree in 1952 and 1953 ... first team pick by *Collier's* in 1952 after helping Duke to an 8-2 overall record as the Blue Devils won the Southern Conference title ... first team choice by *Football Writers Association*, *Football Digest* and *Williamson* in 1953 after guiding the Blue Devils to a 7-2-1 overall record and the first ACC championship ... also named to the Silver Anniversary All-ACC Team ... represented Duke in the Senior Bowl in 1954 ... third-round pick of the Colts and played six seasons in the NFL ... enshrined into the Duke Athletics Hall of Fame in 2016.

Dave Meier

#62 • LB • POTTSTOWN, PA.
1975 • HONORABLE MENTION

Honorable mention All-America pick by the *Associated Press* in 1975 after leading Duke with 150 total tackles and adding three INTs ... posted a season-high 16 tackles against both Georgia Tech and Southern California ... also served as team captain and earned first team All-ACC honors.

See page 227 for career defensive statistics

Bruce Mills

#89 • DE • THOMASVILLE, N.C.
1970 • HONORABLE MENTION

An honorable mention All-America choice by the *Associated Press* in 1970 after registering 97 tackles and three caused fumbles ... also a first team All-ACC selection.

Bill Milner

#67 • G • WAYNESVILLE, N.C.
1943 • FIRST TEAM
1946 • SECOND TEAM

Named first team All-America by the *New York Sun* after guiding Duke to an 8-1 ledger in 1943 ... helped Duke outscore its opponents by a 335-34 count in 1943 ... second team All-America pick by *Football Writers Association* and *Football Coaches Association* in 1946 after captaining the Duke team.

Will Monday

#41 • P • FLOWERY BRANCH, GA.
2014 • HONORABLE MENTION

Picked up honorable mention All-America recognition from *Sports Illustrated* in 2014 after ranking third in the ACC and 27th nationally in punting average (42.68) ... four-time All-ACC and Academic All-ACC pick ... finished career as Duke's all-time leader in punting average (42.64) ... represented Duke in the East-West Shrine Game and participated in the NFL Combine February 23-29, 2016, in Indianapolis, Ind. ... signed free agent contract with the NFL's Pittsburgh Steelers in May, 2016.

See page 223 for career punting statistics

Tee Moorman

#85 • E • MIAMI, FLA.
1960 • FIRST TEAM

First team All-America selection in 1960 by the *Football Writers Association of America* and *Football News* after catching a then school-record 54 passes for 476 yards and three TDs ... in 1960, helped Duke to an 8-3 record, the ACC championship and a 7-6 win over Arkansas in the Cotton Bowl ... caught the game-tying touchdown pass from Don Altman late in the fourth quarter in the bowl victory over the Razorbacks ... named to the Silver Anniversary All-ACC Team ... earned an NCAA Silver Anniversary Award in 1986.

Moorman's Receiving Statistics

Year	Rec.	Yards	Avg.	TD
1958	11	142	12.91	1
1959	6	91	15.17	1
1960	54	476	8.82	3
Total	71	709	9.99	5

Brian Morton

#17 • P • WINTER HAVEN, FLA.
2000 • FIRST TEAM

First team All-America selection by the *Football Writers Association of America* and *Sporting News* as a senior in 2000 after averaging 45.2 yards per punt ... average led the ACC and ranked second nationally and continues to stand second on Duke's single-season chart ... also received first team All-ACC accolades in 2000 ... closed his career with an ACC-record 12,000 career punting yards.

See page 223 for career punting statistics

Kelly Mote

#32 • E • HAPEVILLE, GA.
1945 • HONORABLE MENTION

Garnered honorable mention All-America honors from the *Associated Press* in 1945 as Duke went 6-2 and captured the Southern Conference crown ... also earned first team all-league honors and served as Duke's game captain for the final three weeks in victories over Georgia Tech, N.C. State and North Carolina.

Mike Murphy

#53 • C • LOUISVILLE, KY.
1967 • HONORABLE MENTION

Secured honorable mention All-America honors by the *Associated Press* in 1967 after serving as team captain ... also earned first team All-ACC honors and represented Duke at the East-West Shrine Game.

Jim Myers

#41 • G • MADISON, W. VA.
1943 • HONORABLE MENTION

An honorable mention All-America pick by both the *Associated Press* and *United Press International* in 1943 ... helped the Blue Devils to an 8-1 ledger and Southern Conference title as Duke outscored its opponents by a 335-34 margin on the year.

Ed Newman

#74 • OG • WOODBURY, N.Y.
1971 • SECOND TEAM
1972 • HONORABLE MENTION

Second team All-America choice by *Football News* in 1971 before garnering honorable mention accolades from the *Associated Press* a season later ... was a key element in the Duke offense during his tenure as quarterback Leo Hart, receiver Wes Chesson and back Steve Jones set school records ... two-time All-ACC selection ... two-time ACC wrestling champion (1970-71) in the heavyweight division ... chosen in the sixth round of the 1973 NFL Draft by Miami, and helped the Dolphins to three Super Bowl berths ... four-time NFL All-Pro pick in 1981-82-83-84 ... inducted into the Duke Athletics Hall of Fame in 1987.

Vince Oghobaase

#3 • DT • HOUSTON, TEXAS
2009 • THIRD TEAM

Third team All-America selection in 2009 by *Sporting News* after posting 37 tackles, 7.5 tackles for loss and 2.5 quarterback sacks ... two-time honorable mention All-ACC choice ... named team captain as a senior ... played in 44 career games and totaled 165 tackles, 36.5 tackles for loss and 14.0 quarterback sacks.

Oghobaase's Defensive Statistics

Year	UT	AT	TT	TFL	QBS	INT
2006	10	18	28	8.0-19	1.0-6	0
2007	20	29	49	12.0-42	4.5-29	0
2008	23	28	51	9.0-38	6.0-33	0
2009	18	19	37	7.5-33	2.5-15	0
Total	71	94	165	36.5-132	14.0-83	0

Robert Oxendine

#63 • OT • ARLINGTON, VA.
1982 • SECOND TEAM

Received second team All-America accolades from *Football News* in 1982 after co-captaining the Blue Devils to a 6-5 ledger and third place finish in the ACC ... provided protection for quarterback Ben Bennett, who established school single-season records for passing yards (3,033) and TDs (20).

Johnny Palmer

#53 • C • LYNCHBURG, VA.
1953 • HONORABLE MENTION

An honorable mention All-America pick by *United Press International* in 1953 after helping Duke to a 7-2-1 ledger and ACC championship ... helped the Blue Devil defense surrender an average of 8.10 points per game with six opponents scoring seven points or less.

Ace Parker

#34 • HB • PORTSMOUTH, VA.
1935 • SECOND TEAM
1936 • FIRST TEAM (CONSENSUS)

Two-time All-America pick ... earned second team All-America honors from *Newspaper Enterprise America* in 1935 and first team accolades from *Associated Press*, *United Press International*, *Walter Camp Foundation* and *Hearst Newspapers* a year later ... guided Duke to a three-year record of 24-5 from 1934-36, serving as team captain in final season as the Blue Devils went 9-1 ... finished sixth in the balloting for the Heisman Trophy ... enshrined in the College Football Hall of Fame ... second round pick of the NFL's Brooklyn Dodgers in 1937 ... earned the league's Most Valuable Player award in 1940 and inducted into the Pro Football Hall of Fame in 1972 ... played Major League Baseball for the Philadelphia Athletics.

See page 147 for NFL biographical sketch
See page 199 for career rushing statistics

Bob Pascal

#20 • HB • BLOOMFIELD, N.J.
1955 • FIRST TEAM

Received first team All-America honors from *Williamson* in 1955 ... became Duke's first two-time first team All-ACC performer ... helped Duke to a 22-6-3 three-year ledger including the 1954 ACC crown and a 34-7 win over Nebraska in the Orange Bowl ... in the win over Nebraska, rushed nine times for 91 yards and scored the first touchdown of the game with a seven-yard dash ... carried the Blue Devils in rushing in both 1954 and 1955 and was Duke's MVP in 1955 ... in a 14-0 win over Wake Forest on November 19, 1955, rushed 20 times for a career-high 157 yards ... finished career with 1,523 rushing yards and 19 TDs ... third round selection of the Baltimore Colts in the 1956 NFL Draft.

See page 199 for career rushing statistics

John Patterson

#74 • OT • ALLENTOWN, PA.
1977 • HONORABLE MENTION

An honorable mention All-America selection by the *Associated Press* in 1977 as Duke's lone All-ACC selection.

Gary Pellom

#63 • OT • FAYETTEVILLE, N.C.
1975 • HONORABLE MENTION

Named honorable mention All-America by the *Associated Press* in 1975 ... helped the Duke offense compile 4,074 yards of total offense, reaching the 4,000-yard barrier for just the third time in school history (1968 & 1970).

Damond Philyaw-Johnson

#85 • KR • PENSACOLA, FLA.
2019 • FOURTH TEAM

Fourth team All-America choice by *Phil Steele* in 2019 after registering 549 yards on 17 returns (32.29) with two TDs ... matched NCAA single-game record with two KORs for TDs against Wake Forest in 2019 ... the two KORs for scores in a single game marked the second time in ACC history a player achieved the feat ... the 251 KOR yards versus the Demon Deacons marked the highest single-game total in school history, while the 98-yarder in that contest tied with Shaun Wilson at the time for the 10th longest return in program history.

Alex Piasecky

#57 • E • JEANETTE, PA.
1941 • HONORABLE MENTION

Garnered honorable mention All-America honors from the *Associated Press* after helping the 1941 squad to a 9-1 record and berth in the Rose Bowl ... part of a defensive unit that allowed 41 total points through nine regular season games and an offense that ranked second nationally in scoring (34.56).

Chris Port

#73 • OT • WANAQUE, N.J.
1989 • FIRST TEAM

First team All-America choice by the *Football Writers Association of America* in 1989 after helping the Blue Devils to an 8-4 record and appearance in the All American Bowl ... key component to a Blue Devil offense that averaged 31.4 points per game and included All-America receiver Clarkston Hines ... two-time first team All-ACC pick ... named the recipient of the Jacobs Blocking Trophy in 1989 as the top blocker in the ACC ... spent six seasons with the New Orleans Saints after being selected in the 12th round of the 1990 NFL Draft.

Pat Preston

#50 • T • THOMASVILLE, N.C.
1943 • FIRST TEAM

Received first team All-America honors from *Associated Press* and *International News Service* in 1943 after helping the Blue Devils outscore their opponents by a 335-34 margin on the season ... led Duke to an 8-1 mark and the Southern Conference championship ... lone defeat of the campaign came to No. 4 Navy, 14-13.

Frank Ribar

#50 • T • ALLIQUIPPA, PA.
1939 • SECOND TEAM

Second team All-America choice by *Hearst Newspapers* in 1939 ... helped Duke to a three-year ledger of 24-4-1 from 1937-39 including Southern Conference titles in both 1938 and 1939 ... member of the 1938 Duke squad that rolled through the regular season unbeaten, untied and unscored upon and then played against Southern California in the Rose Bowl.

John Ricca

#76 • DT • BETHESDA, MD.
1973 • HONORABLE MENTION

Tabbed honorable mention All-America in 1973 by the *Associated Press* ... helped Duke rank first in the ACC in pass defense and second in both rush and total defense ... also a first team All-ACC pick.

Tony Ruffa

#52 • T • WASHINGTON, PA.
1940 • SECOND TEAM

Named second team All-America by *Associated Press*, *Williamson* and *Liberty* following the 1940 campaign after helping Duke to a 7-2 record ... guided Duke to a three-year 24-4 ledger ... member of Duke's 1938 squad that went 9-1 and played in the Rose Bowl.

Chris Rumph II

#96 • DE • GAINESVILLE, FLA.
2019 • FIRST & SECOND TEAM

First and second team All-America pick by *Pro Football Focus* and *Sports Illustrated*, respectively, in 2019 after amassing 47 tackles, 13.5 TFL, 6.5 sacks, three PBUs, 11 QB pressures and one forced fumble ... the 13.5 season TFL mark ranked sixth in the ACC ... posted a season-best 4.0 TFL in a victory at Middle Tennessee, which tied him with six others, including himself, for seventh all-time on Duke's single-game chart ... recorded a season-high eight tackles, including 3.5 sacks as Duke topped Miami in its regular season finale ... the final sack total in the game marked the second highest in Duke history ... the 6.5 season sacks tied with Phillip Alexander (2003) for ninth all-time on Duke's single-season charts.

See page 225-226 for career defensive statistics

Rich Searl

#12 • DB • NORTH PLAINFIELD, N.J.
1970 • HONORABLE MENTION
1971 • HONORABLE MENTION

Two-time honorable mention All-America selection by the *Associated Press* in 1970 and 1971 ... in 1970, posted 173 tackles and ranked second in the ACC with seven INTs ... in 1971, tied for the team lead with five INTs ... three-time first team All-ACC choice ... graduated as Duke's all-time leader in INTs (16) and record stood until 2006 (John Talley; 18).

Matt Skura

#62 • C • COLUMBUS, OHIO
2015 • SECOND TEAM

Second team All-America choice by *USA Today* in 2015 after helping Duke to an 8-5 ledger and 44-41 overtime win over Indiana in the New Era Pinstripe Bowl ... served as team captain and earned first team All-ACC honors ... tied for second in the balloting for the ACC's Jacobs Blocking Trophy ... represented Duke at the NFL Combine February 23-29, 2016, in Indianapolis, Ind. ... signed free agent contract with the NFL's Baltimore Ravens in May, 2016.

Red Smith

#49 • HB • WINSTON-SALEM, N.C.
1951 • FIRST TEAM

Named first team All-America by *Collier's* in 1951 after leading the Southern Conference in punting (40.66) ... in addition to his punting, rushed 99 times for 442 yards while scoring five TDs ... played on Duke's 1952 baseball team that advanced to the College World Series ... on the diamond, Smith helped the Blue Devils to a 31-7 mark in 1952 by batting .413 with six home runs and 36 RBI.

Smith's Punting Statistics				
Year	Att.	Yards	Avg.	Lg
1951	47	1,911	40.66	—
1952	22	711	32.32	—
1953	1	27	27.00	—
Total	70	2,649	37.84	—

See page 199 for career rushing statistics

Will Snyderwine

#96 • K • POTOMAC, MD.
2010 • FIRST TEAM

First team All-America selection by the *American Football Coaches Association* in 2010 ... made 21-of-24 (.875) field goals and all 32 of his PAT attempts for 95 total points ... set then school single-season records for field goals, consecutive field goals made (18) and field goal percentage while posting the second-highest point total behind Clarkston Hines' 104-point campaign in 1989 ... ranked first in the ACC and sixth nationally in field goals per game (1.75).

See page 217-218 for career kicking statistics

Chuck Stavins

#77 • T • NIAGARA FALLS, N.Y.
1965 • HONORABLE MENTION

An honorable mention All-America pick in 1965 by the *Associated Press* as Duke went 6-4 ... aided a defensive unit that allowed 15.70 points per game and held six opponents to 15 points or less.

Keith Stoneback

#45 • LB • LANSDALE, PA.
1973 • HONORABLE MENTION
1974 • THIRD TEAM

Honorable mention All-America pick by the *Associated Press* in 1973 after leading the ACC in tackles with 173 ... third team All-America honoree by *Football News* following senior season in 1974 after posting 134 total tackles while helping Duke to six victories ... two-year team captain ... two-time first team All-ACC honoree ... finished career with eight games with 16+ tackles including a career-high 23 stops against N.C. State in 1973.

See page 227 for career defensive statistics

Dennis Tabron

#25 • DB • BUNN, N.C.
1980 • HONORABLE MENTION

Received honorable mention All-America citation from the *Associated Press* in 1980 after leading the ACC in INTs per game (0.45) ... on the year, posted five INTs and four PBUs ... against Clemson, matched ACC single-game record with three INTs and set Duke single-game standard for INT return yards with 128 ... finished career with nine INTs.

Michael Tauiliili

#34 • LB • HOUSTON, TEXAS
2008 • SECOND TEAM

Second team All-America honoree by the *Walter Camp Foundation* in 2008 ... led the ACC and ranked third nationally in tackles per game (11.67) ... closed the season with 140 tackles, 13.0 tackles for loss and four interceptions to earn first team All-ACC honors and finish third in the balloting for ACC Defensive Player of the Year ... also served as team captain and received Duke's MVP award ... logged 434 career stops with 46.0 tackles for loss ... earned Defensive MVP honors in the 84th annual East-West Shrine Game on January 17, 2009.

See page 227 for career defensive statistics

Eric Tipton

#20 • FB • PETERSBURG, VA.
1938 • FIRST TEAM

Named first team All-America by the *United Press International* following the 1938 season ... helped the Blue Devils to a perfect 9-0 regular season record by rushing for 577 yards while completing 22-of-51 passes for 269 yards and two TDs ... served as co-captain with Dan Hill on the 1938 club that fell, 7-3, in the Rose Bowl to Southern California ... enshrined in the College Football Hall of Fame ... chosen in the 15th round of the 1939 NFL Draft by the Washington Redskins

See page 199 for career rushing statistics

Laken Tomlinson

#77 • OG • CHICAGO, ILL.
2014 • FIRST TEAM

Consensus All-America choice in 2014 after guiding Duke to a 9-4 record and berth in the Hyundai Sun Bowl ... received first team honors from *Walter Camp Foundation*, *Associated Press* and second team accolades from *USA Today*, *Athlon* and *Sporting News* ... helped the Blue Devils become the first offense in school history to average 180+ rushing yards and 210+ passing yards per game ... as a senior, served as team captain, earned a spot on the AFCA Good Works Team and was the recipient of the FWAA/Orange Bowl Courage Award ... also a two-time first team All-ACC pick and represented Duke at both the Senior Bowl and 2015 NFL Combine ... first round pick by the Detroit Lions in the 2015 NFL Draft, going 28th overall ... the highest Duke player drafted since Mike Junkin went fifth overall to the Cleveland Browns in 1987, and just the sixth Duke player to be selected in the first round of the draft.

Tom Topping

#76 • T • ROANOKE RAPIDS, N.C.
1957 • FIRST TEAM

First team All-America choice by *Football Writers Association* in 1957 ... also received All-ACC and Team MVP accolades ... a mainstay along the Blue Devil line from 1955-57 ... led Duke to a three-year record of 18-9-4 ... helped the Blue Devils capture the ACC championship in 1955 and play in the 1958 Orange Bowl.

Earle Wentz

#47 • E • SCHOOLFIELD, VA.
1934 • SECOND TEAM

Second team All-America choice by *Liberty* in 1934 as Duke went 7-2 ... also tabbed Duke's Team MVP in 1934 ... two-time All-Southern Conference pick ... guided the Blue Devils to a three-year overall ledger of 23-6.

Jay Wilkinson

#15 • HB • NORMAN, OKLA.
1963 • FIRST TEAM

Earned first team All-America pick by *Football Coaches Association*, *Football Writers Association* and *United Press International* and ACC Player of the Year honoree in 1963 after setting a school single-season record with 12 TDs ... finished ninth in the balloting for the Heisman Trophy ... helped Duke to a three-year record of 20-9-1 and two ACC titles in 1961 and 1962 ... continues to hold Blue Devil records for punt return yards in a game (160) and punt returns for touchdowns in a season (2) ... played in the East-West Shrine Game and the Hula Bowl ... ninth round selection of the Chicago Bears in the 1964 NFL Draft.

Wilkinson's Rushing Statistics				
Year	Att.	Yards	Avg.	TD
1961	0	0	—	0
1962	54	279	5.17	0
1963	117	631	5.39	6
Total	171	910	5.32	6

Wilkinson's Receiving Statistics				
Year	Att.	Yards	Avg.	TD
1961	12	210	17.50	2
1962	6	65	10.83	1
1963	14	256	18.29	5
Total	32	531	16.59	8

Wilkinson's Punt Return Statistics				
Year	No.	Yards	Avg.	TD
1961	22	328	14.91	2
1962	28	259	9.25	0
1963	15	174	11.60	1
Total	65	761	11.71	3

Wilkinson's Kickoff Return Statistics				
Year	No.	Yards	Avg.	TD
1961	4	72	18.00	0
1962	10	219	21.90	0
1963	9	260	28.89	0
Total	23	551	23.96	0

Matt Williams

#78 • OT • BIRMINGHAM, ALA.
1994 • SECOND TEAM

One of three All-America selections on Duke's 1994 squad ... a second team honoree by *United Press International* following the Blue Devils' 8-4 season that included seven straight wins and a trip to the Hall of Fame Bowl in Tampa, Fla. ... served as team captain and garnered All-ACC accolades in 1994.

Garland Wolfe

#47 • G • GREENSBORO, N.C.
1944 • HONORABLE MENTION

Secured honorable mention All-America accolades from *United Press International* in 1944 after Duke went 6-4 and defeated Alabama, 29-26, in the Sugar Bowl.

COLLEGE FOOTBALL HALL OF FAME

Fred Crawford

1973

T • WAYNESVILLE, N.C.

Inducted in 1973 ... lettered three seasons (1931-32-33) as Duke went 21-7-2 during his tenure ... two-time All-America pick in 1932 (2nd team) and 1933 (1st team) ... Duke's first All-America selection ... became the first athlete from the state of North Carolina to be named to a football All-America squad ... led the Blue Devils to a 9-1 season record and the Southern Conference championship in 1933 ... team captain and All-Southern Conference selection in 1933 ... enshrined in both the Duke Sports (1976) and North Carolina Sports (1964) Halls of Fame.

Al DeRogatis

1986

#68 • T • NEWARK, N.J.

Inducted in 1986 ... lettered four seasons (1945-46-47-48) ... member of Duke's 1945 squad that captured the Southern Conference title and finished the year ranked 13th in the final *Associated Press* national poll ... All-Southern Conference pick in 1946 ... team captain and first team All-America honoree in 1948 ... second round choice of the NFL's New York Giants in 1949 and twice was named All-Pro ... earned induction into the Duke Sports Hall of Fame in 1985.

Dan Hill

1962

#35 • C • ASHEVILLE, N.C.

Inducted in 1962 ... lettered three seasons (1936-37-38) ... helped Duke to a three-year record of 25-4-1 with three top-20 finishes in the final *Associated Press* national poll (11th in 1936, 20th in 1937 & 3rd in 1938) ... member of two Southern Conference championship squads in 1936 and 1938 ... first team All-America pick in 1938 ... served as co-captain of the 1938 Iron Dukes unit that recorded nine shutouts during the regular season and finished the year 9-1 following a 7-3 loss to Southern California in the Rose Bowl ... also enshrined in both the Duke Sports (1975) and North Carolina Sports (1972) Halls of Fame.

Clarkston Hines

2010

#12 • WR • CHAPEL HILL, N.C.

Inducted in 2010 ... lettered four seasons (1986-87-88-89) ... two-time first team All-America selection in 1988 and 1989 ... three-time All-ACC pick ... consensus first team All-America pick following his senior season in 1989 ... in 1989, named the ACC Player of the Year after catching 61 passes for 1,149 yards and 17 TDs as Duke captured a share of the league title and played in the All American Bowl ... had 68 grabs for 1,067 yards and 10 TDs as a junior and 57 catches for 1,093 yards and 11 TDs during sophomore campaign ... at the time of induction, was Duke's career leader in receptions (189), receiving yards (3,318), touchdown receptions (38) and 100-yard receiving games (17) ... the only player in ACC history to register three 1,000-yard receiving campaigns ... held league record for TD receptions ... recipient of the McKeelin Award as the top athlete in the ACC in 1989 ... inducted into the Duke Sports Hall of Fame in 1999.

See page 211 for career receiving statistics

Howard Jones

1951

COACH • EXCELLO, OHIO

Inducted in 1951 ... served as Duke's head coach in 1924 and compiled a record of 4-5 (.444) in one season with the Blue Devils ... also served as the head coach at Syracuse (1908), Yale (1909 & 1913), Ohio State (1910), Iowa (1916-23) and Southern California (1925-40) ... compiled an overall head coaching record of 194-64-21 (.733) and won five national crowns with Yale (1909) and Southern California (1928, 1931, 1932 & 1939) ... played football at Yale and was a member of three national championship teams (1905, 1906 & 1907).

Steve Lach

1980

#37 • HB • ALTOONA, PA.

Inducted in 1980 ... lettered three seasons (1939-40-41) ... helped Duke to a three-year record of 24-4 and two Southern Conference crowns (1939 & 1941) ... garnered first team All-America recognition in 1941 ... punted for a school single-season record 45.9 average and rushed for 532 yards and 10 TDs in 1941 while helping Duke to a 9-1 record and Rose Bowl berth ... two-time All-Southern Conference choice ... first round pick of the Cardinals in the 1942 NFL Draft ... inducted into the Duke Sports Hall of Fame in 1980.

Lach's Rushing Statistics

Year	Att.	Yards	Avg.	TD
1939	0	0	—	0
1940	46	315	6.85	5
1941	63	532	8.44	10
Total	109	847	7.77	15

George McAfee

1961

#22 • HB • IRONTON, OHIO

Inducted in 1961 ... lettered three seasons (1937-38-39) ... helped Duke to a three-year record of 24-4-1 ... member of two Southern Conference championship squads in 1938 & 1939 ... in 1939, led Duke in rushing, receiving, scoring, kickoff returns, punt returns, interceptions and punting en route to earning second team All-America honors as the Blue Devils went 8-1 ... first round pick of the Chicago Bears in 1940 ... had jersey #5 retired by the Bears ... enshrined in the Pro Football Hall of Fame (1966) ... inducted into the Duke Sports (1975) and North Carolina Sports (1967) Halls of Fame.

McAfee's Rushing Statistics

Year	Att.	Yards	Avg.	TD
1937	48	287	5.98	3
1938	17	22	1.29	0
1939	96	596	6.21	7
Total	161	905	5.62	10

Mike McGee

1990

#68 • G • ELIZABETH CITY, N.C.

Inducted in 1990 ... lettered three seasons (1957-58-59) ... member of Duke's 1957 club that played in the Orange Bowl and finished the year ranked 16th nationally ... first team All-America pick in 1959 ... captured the Outland Trophy in 1959 as the top interior lineman in the nation ... 1959 ACC Player of the Year ... two-time first team All-ACC choice ... named to both the Silver Anniversary and 50th Anniversary All-ACC squads ... second round draft pick of the NFL's St. Louis Cardinals in 1960 ... served as Duke's head coach from 1971-78 ... enshrined in the Duke Sports (1983) and North Carolina Sports (1991) Halls of Fame.

Bill Murray

1974

COACH • ROCKY MOUNT, N.C.

Inducted in 1974 ... served as Duke's head coach from 1951-65 and compiled a record of 93-51-9 (.637) in 15 seasons ... a 1931 Duke graduate and three-year football letterman (1928-29-30) ... guided Duke to one Southern Conference title (1952) and six ACC crowns (1953, 1954, 1955, 1960, 1961 & 1962) ... ACC Coach of the Year pick in 1954, 1960 & 1962 ... led Duke to appearances in the Orange Bowl (1954 & 1957) and Cotton Bowl (1960) ... head football coach at Delaware from 1940-50, compiling a record of 49-16-2 (.739) ... inducted into the Duke Sports Hall of Fame in 1976.

Ace Parker

1955

#34 • HB • PORTSMOUTH, VA.

Inducted in 1955 ... lettered three seasons (1934-35-36) ... guided Duke to a three-year record of 24-5 ... two-time All-America choice (1935 & 1936) ... Duke's team captain and MVP in 1936 ... played on two Southern Conference championship teams (1935 & 1936) ... second round pick of the NFL's Brooklyn Dodgers in 1937 ... MVP of the NFL in 1940 ... inducted into the Pro Football Hall of Fame in 1972 ... served as an assistant football coach at Duke from 1947-65 ... enshrined in the Duke Sports (1975) and North Carolina Sports (1963) Halls of Fame.

See page 147 for NFL biographical sketch

See page 199 for career rushing statistics

Steve Spurrier

2017

COACH • MIAMI BEACH, FLA.

Inducted in 2017 ... served as Duke's head coach from 1987-89 and compiled a record of 20-13-1 (.603) in three seasons ... ACC Coach of the Year selection in both 1988 and 1989 ... guided Duke to the ACC Championship and All American Bowl appearance in 1989 ... the Heisman Trophy recipient in 1966 as a quarterback at Florida ... went on to serve as the head coach at his alma mater (1990-2001) and South Carolina (2005-15) ... finished with an overall collegiate coaching ledger of 228-89-2 with seven conference championships, 21 bowl game berths and the 1996 national crown ... also a member of the College Football Hall of Fame as a player.

Eric Tipton

1965

#20 • FB • PETERSBURG, VA.

Inducted in 1965 ... lettered three seasons (1936-37-38) ... helped Duke to a three-year mark of 25-4-1 ... co-captain and first team All-America pick in 1938 ... All-Southern Conference selection in 1938 ... chosen by the Washington Redskins in the 15th round in the 1939 NFL Draft ... inducted into the Duke Sports Hall of Fame in 1976.

See page 199 for career rushing statistics

Wallace Wade

1955

COACH • TRENTON, TENN.

Inducted in 1955 ... head coach at Duke from 1931-41 and 1946-50 ... compiled an overall record of 110-36-7 (.742) in 16 seasons ... guided Duke to six Southern Conference crowns in 1933, 1935, 1936, 1938, 1939 and 1941 ... coached Duke to Rose Bowl berths in 1938 and 1941 ... head coach at Alabama from 1923-30, posting a 61-13-3 (.812) record with three national titles (1925, 1926 & 1930) ... played college football at Brown (1914-16) ... served as the commissioner of the Southern Conference from 1951-60 ... Duke's football stadium was renamed Wallace Wade Stadium in 1967 ... bronze statue of Wade was erected outside Alabama's Bryant-Denny Stadium in 2006 ... inducted into the Duke Sports Hall of Fame in 1975.

PRO FOOTBALL HALL OF FAME

Sonny Jurgensen

1983

QB • WILMINGTON, N.C.
PHILADELPHIA EAGLES
WASHINGTON REDSKINS

Inducted in 1983 ... fourth round draft choice of the Philadelphia Eagles in 1957 (43rd pick overall) ... played 18 seasons with the Eagles (1957-63) and Washington Redskins (1964-74) ... played in 218 total games (83 with Philadelphia & 135 with Washington) ... served as backup to Bobby Thompson (1957) and Norm van Brocklin (1958-60) in Philadelphia before taking starting role in 1961 ... traded on April 1, 1964, from Philadelphia to Washington in exchange for QB Norm Snead and CB Claude Crabb ... won five (1961, 1962, 1966, 1967 & 1969) NFL individual passing titles ... led the NFL in passing touchdowns twice (1961 & 1967) ... led the NFL in pass completions four times (1961, 1966, 1967 & 1969), pass attempts three times (1966, 1967 & 1969) and passer rating once (1967) ... shares the NFL record for longest pass completion, hooking up with Gerry Allen for a 99-yard pass versus Chicago on September 15, 1968 ... surpassed 3,000 yards in five seasons, 300 yards in 25 games and 400 yards in five games ... five-time Pro Bowl pick (1961, 1964, 1966, 1967 & 1969) ... helped Philadelphia to the 1960 NFL championship ... was a member of four playoff teams with the Redskins ... rushed for 493 career yards with 15 TDs ... professional career included 18 fourth quarter comebacks and 14 game-winning drives ... retired as the NFL's all-time leading passer ... named to the NFL's All-Decade team for the 1960s ... tabbed to the Eagles Honor Roll in 1987 ... member of the Redskins Ring of Fame ... inducted into the North Carolina Sports Hall of Fame in 1971 ... inducted into the Duke Sports Hall of Fame in 1979 ... on June 13, 2002, was selected as one of the 70 Greatest Redskins as the organization celebrated its 70th anniversary ... inducted into the Orange Bowl Hall of Honor in 2004 ... born August 23, 1934.

Jurgensen's Passing Statistics

Philadelphia Eagles: 1957-63

Washington Redskins: 1964-74

Year	Comp	Att	INT	Pct.	Yards	TD
1957	33	70	8	.471	470	5
1958	12	22	1	.545	259	0
1959	3	5	0	.600	27	1
1960	24	44	1	.545	486	5
1961	235	416	24	.565	3,723	32
1962	196	366	26	.536	3,261	22
1963	99	184	13	.538	1,413	11
1964	207	385	13	.538	2,934	24
1965	190	356	16	.534	2,367	15
1966	254	436	19	.583	3,209	28
1967	288	508	16	.567	3,747	31
1968	167	292	11	.572	1,980	17
1969	274	442	15	.620	3,102	22
1970	202	337	10	.599	2,354	23
1971	16	28	2	.571	170	0
1972	39	59	4	.661	633	2
1973	87	145	5	.600	904	6
1974	107	167	5	.641	1,185	11
Total	2,433	4,262	189	.571	32,224	255

George McAfee

1966

HB • IRONTON, OHIO
CHICAGO BEARS

Inducted in 1966 ... first round draft choice of the Philadelphia Eagles in 1940 (2nd pick overall) ... played with the Chicago Bears (1940-41; 1945-50) ... in eight seasons, recorded 234 points, 5,713 combined net yards and 25 interceptions ... scored 39 touchdowns in 75 career games ... in 1941, led the league in both rushing yards per attempt average (7.3) and total touchdowns (12), scoring via rush (6), reception (3), punt return (1), kickoff return (1) and interception return (1) ... led the NFL in punt returns (30) and punt return yards (417) in 1948 ... holds career record for punt return average at 12.78 ... career-long rush of 70 yards came in 1941 ... named All-NFL in 1941 ... had his jersey number (#5) retired by the Bears ... named to the NFL's 1940s All-Decade Team as voted on by the Pro Football Hall of Fame Selection Committee members ... helped Chicago to NFL Western Division titles in 1940, 1941 and 1946 and to NFL championships in 1940 and 1946 ... returned an interception 35 yards for a touchdown in Chicago's 73-0 win over Washington in the 1940 NFL Championship Game ... from 1942-45, served in the Navy during World War II ... inducted into the College Football Hall of Fame in 1961 ... inducted into the North Carolina Sports Hall of Fame in 1967 ... inducted into the Duke Sports Hall of Fame in 1975 ... born March 13, 1918 ... died March 4, 2009.

McAfee's Rushing Statistics

Chicago Bears: 1940-41; 1945-50

Year	Att.	Yards	Avg.	Lg	TD
1940	47	253	5.38	-	2
1941	65	474	7.29	70	6
1945	16	139	8.69	38	3
1946	14	53	3.79	14	0
1947	63	209	3.32	39	3
1948	92	392	4.26	23	5
1949	42	161	3.83	23	3
1950	2	4	2.00	4	0
Total	341	1,685	4.94	70	22

McAfee's Receiving Statistics

Chicago Bears: 1940-41; 1945-50

Year	Rec.	Yards	Avg.	Lg	TD
1940	7	117	16.71	-	0
1941	7	144	20.57	39	3
1945	3	85	28.33	65	1
1946	10	137	13.70	25	3
1947	32	492	15.38	53	1
1948	17	227	13.35	50	2
1949	9	157	17.44	52	1
1950	0	0	-	0	0
Total	85	1,359	15.99	65	11

McAfee's Punt Return Statistics

Chicago Bears: 1940-41; 1945-50

Year	PR	Yards	Avg.	Lg	TD
1940	0	0	-	0	0
1941	5	158	31.60	74	1
1945	1	8	8.00	8	0
1946	1	24	24.00	24	0
1947	18	261	14.50	35	0
1948	30	417	13.90	60	1
1949	24	279	11.63	33	0
1950	33	284	8.61	33	0
Total	112	1,431	12.78	74	2

Ace Parker

1972

HB • PORTSMOUTH, VA.
BROOKLYN DODGERS
BOSTON YANKS

Inducted in 1972 ... second round draft choice of the Brooklyn Dodgers in 1937 (13th pick overall) ... played with the Dodgers (1937-41) and Boston Yanks (1945) ... led the NFL in passing yardage in 1938 ... named the NFL's Most Valuable Player in 1940 after passing for 817 yards and 10 touchdowns, rushing for 306 yards and leading the league in PATs (19) as Brooklyn compiled an 8-3 record ... earned All-NFL honors in 1937, 1938, 1939 & 1940 ... defensively, registered seven career interceptions for 151 yards and two touchdowns ... played for the New York Yankees of the AAFC in 1946, completing 62-of-115 passes for 763 yards and eight touchdowns ... also played Major League Baseball with the Philadelphia Athletics from 1937-38 ... with the Athletics, played shortstop, second base, third base and outfield and batted .179 (37-of-207) with five doubles, one triple, two home runs and 25 RBI in 94 career games ... became the third player in Major League Baseball history to hit a home run in his first major league plate appearance, doing so as a pinch hitter in the ninth inning off of Wes Ferrell on April 30, 1937, in a 15-5 loss to the Boston Red Sox ... missed the 1942-44 seasons while serving in the armed services during World War II ... inducted into the College Football Hall of Fame in 1955 ... inducted into the North Carolina Sports Hall of Fame in 1963 ... inducted into the Duke Sports Hall of Fame in 1975 ... born May 17, 1912 ... died November 6, 2013.

Parker's Rushing Statistics

Brooklyn Dodgers: 1937-41

Boston Yanks: 1945

Year	Att.	Yards	Avg.	Lg	TD
1937	34	28	0.82	-	1
1938	93	253	2.72	-	2
1939	104	271	2.61	-	5
1940	89	306	3.44	-	2
1941	85	301	3.54	60	0
1945	18	-49	-2.72	7	0
Total	423	1,110	2.62	60	10

Parker's Passing Statistics

Brooklyn Dodgers: 1937-41

Boston Yanks: 1945

Year	Comp	Att	INT	Pct.	Yards	TD
1937	28	61	7	.459	514	1
1938	63	148	7	.426	865	5
1939	72	157	13	.459	977	4
1940	49	111	7	.441	817	10
1941	51	102	8	.500	639	2
1945	10	24	5	.417	123	0
Total	273	603	47	.453	3,935	22

Parker's Major League Baseball Statistics

Philadelphia Athletics: 1937-38

Year	G	AB	R	H	2B	3B	HR	RBI	SB	AVG
1937	38	94	8	11	0	1	2	13	0	.117
1938	56	113	12	26	5	0	0	12	1	.230
Total	94	207	20	37	5	1	2	25	1	.179

NFL DRAFT PICKS

Year	Rd	Pick	Player, Team, Position
1936	6	9 (54)	Gus Durner, Giants, T
1937	2	3 (13)	Ace Parker, Dodgers, QB/HB
1938	6	5 (45)	Joe Brunansky, Cardinals, T
	12	8 (108)	Elmore Hackney, Giants, QB
1939	8	5 (65)	Dan Hill, Dodgers, C
	12	8 (108)	Robert O'Mara, Redskins, FB
	15	8 (138)	Eric Tipton, Redskins, HB/FB
1940	1	2 (2)	George McAfee, Eagles, QB/HB
	4	4 (29)	Bill Bailey, Dodgers, E
	12	8 (108)	Allen Johnson, Redskins, G
	16	8 (148)	Bolo Perdue, Redskins, G/HB/E
	18	6 (166)	Frank Ribar, Lions, T/G
1941	9	5 (75)	Jasper Davis, Lions, HB/FB
	16	2 (142)	Wes McAfee, Steelers, HB
	19	9 (179)	Alex Winterson, Bears, T
1942	1	4 (4)	Steve Lach, Cardinals, HB
	7	8 (58)	Tommy Prothro, Giants, QB
	9	6 (76)	Frank Swiger, Redskins, HB
	13	8 (118)	Bob Barnett, Giants, C
1943	9	3 (73)	Moffatt Storer, Cardinals, HB
1944	3	9 (25)	Bob Gantt, Steelers, E/BB
	10	5 (92)	Ernie Beamer, Giants, E
	15	8 (150)	Bill Milner, Bears, G
	17	7 (171)	Tom Davis, Redskins, HB/FB
	23	6 (236)	John Perry, Packers, HB
	24	1 (242)	Bob Nanni, Cardinals, T
1945	13	1 (121)	Buddy Luper, Cardinals, HB/TB
	15	2 (144)	Gordon Carver, Cardinals, HB
	17	3 (167)	Ben Cittadino, Cardinals, E
	27	3 (277)	Glen Stough, Steelers, T
	28	1 (286)	Garland Williams, Cardinals, T
	29	6 (302)	Frank Irwin, Redskins, T
1946	2	3 (13)	George Clark, Steelers, HB
	4	4 (29)	Ernie Knotts, Bears, G
	12	5 (105)	Al Bush, Giants, T
	16	7 (147)	Kelly Mote, Lions, E
	18	1 (161)	Frank Irwin, Cardinals, T
	21	10 (200)	Cliff Lewis, Rams, HB
	23	3 (213)	Bill Leitheiser, Steelers, G
	24	2 (222)	Mike Karmazin, Yanks, T
	29	5 (275)	Steve Lucas, Giants
	30	1 (281)	Jim LaRue, Cardinals, WB/HB
1947	14	2 (117)	Leo Long, Yanks, FB/QB
	15	6 (131)	Buddy Mulligan, Cardinals, WB
	25	3 (228)	Hal Mullins, Redskins, T
1948	20	9 (184)	Fred Folger, Steelers, WB/TB
	28	8 (263)	Fred Hardison, Bears, TE
1949	2	3 (14)	Al DeRogatis, Giants, C/T
	10	1 (92)	Bill Davis, Lions, G
	20	6 (197)	Lloyd Eisenberg, Rams, T
	21	7 (208)	Tommy Hughes, Redskins, BB/WB
	21	8 (209)	Jim Duncan, Bears, E
1950	5	7 (60)	Louis Allen, Steelers, T
1951	8	1 (87)	Billy Cox, Redskins, HB
	24	3 (282)	Tom Powers, Redskins, TB/HB
1952	19	9 (226)	Blaine Earon, Lions, E
	23	10 (275)	Bob Bickel, Giants, HB/FB
1953	12	4 (137)	Jim Lawrence, Bears, T
	12	7 (140)	Carson Leach, 49ers, G
	17	12 (205)	Ray Green, Lions, FB/QB/T
	18	5 (210)	Carl Holben, Steelers, T
	22	10 (263)	Byrd Looper, Browns, FB
	24	12 (289)	Truett Grant, Lions, G
	30	5 (354)	Lou Tepe, Steelers, C
1954	3	5 (30)	Ed Meadows, Bears, T
	12	1 (134)	Howard Pitt, Cardinals, E
	21	12 (253)	Jack Kistler, Lions, FB
	22	11 (264)	Lloyd Caudle, Browns, HB
	24	12 (289)	Bob Burrows, Lions, G
1955	14	8 (165)	Nick McKeithan, 49ers, HB
	18	1 (206)	Fred Campbell, Cardinals, T
	23	10 (275)	Jerry Barger, Bears, QB

Year	Rd	Pick	Player, Team, Position
1956	3	8 (33)	Bob Pascal, Colts, HB
	14	1 (158)	Ronnie Falls, Lions, C
	23	7 (272)	Jesse Birchfield, Packers, T/G
	29	8 (345)	Jim Nelson, Giants, G
1957	4	6 (43)	Sonny Jurgensen, Eagles, DB/QB
	8	1 (86)	Hal McElhaney, Eagles, FB
	8	3 (88)	Roy Hord, Rams, FB
	20	7 (236)	Sid DeLoatch, 49ers, T
	23	9 (274)	Milt Konicek, Cardinals, T
	26	2 (303)	Buddy Bass, Packers, HB/E
	26	7 (308)	Tom Topping, 49ers, T
1958	3	9 (34)	Buzz Guy, Browns, G
	6	3 (64)	John Kersey, Eagles, T
	8	11 (96)	Bert Lattimore, Browns, E
	12	11 (144)	Bob Brodhead, Browns, QB
	17	8 (201)	Jack Harrison, Giants, C
	18	4 (209)	Phil Dupler, Bears, FB
	22	7 (260)	Bill Thompson, Steelers, C
	29	9 (346)	Doug Padgett, Colts, E
1959	3	2 (26)	Wray Carlton, Eagles, HB
	16	9 (189)	Ted Royal, Rams, C
	23	10 (274)	Jim Gardner, Browns, T
	29	5 (341)	Dave Sime, Lions, WR
1960	2	2 (14)	Mike McGee, Cardinals, G
	9	4 (100)	Dwight Bumgarner, Redskins, E/T
	13	7 (151)	Bob Spada, Bears, E
1961	9	3 (115)	Joel Arrington, Redskins, HB
	13	13 (181)	Jack Wilson, Browns, HB
	18	8 (246)	Art Browning, Cardinals, G
1962	9	9 (121)	Walt Rappold, Colts, QB
1963	12	3 (157)	Chuck Walker, Cardinals, T
1964	9	14 (126)	Jay Wilkinson, Bears, HB/QB
1965	1	14 (14)	Mike Curtis, Colts, FB
	10	12 (138)	Chuck Drulis, Cardinals, E
	13	6 (174)	Biff Bracy, Redskins, HB
	17	11 (235)	Sonny Odom, Lions, HB
1966	6	14 (94)	Earl Yates, Redskins, G/T
	16	15 (245)	Rod Stewart, Colts, E
1967	1	18 (18)	Bob Matheson, Browns, HB/LB/E
	2	15 (41)	Dave Dunaway, Packers, E
1968	7	26 (191)	Andy Beath, Packers, E/WB/DB
1970	11	14 (274)	Robert Morris, Oilers, C
1971	3	7 (59)	Leo Hart, Falcons, QB
	5	15 (119)	Phil Asack, Chargers, K
	7	7 (163)	Wes Chesson, Falcons, P/HB/E
1972	7	8 (164)	Ernie Jackson, Saints, DB/TB
1973	5	11 (115)	Steve Jones, Rams, RB
	6	26 (156)	Ed Newman, Dolphins, OG
	13	13 (325)	Robert Parrish, Jets, DE
	15	7 (371)	Melvin Parker, Cardinals, DE
1974	12	5 (291)	John Ricca, Jets, DE
1975	8	19 (201)	John Hill, Bills, DT
1977	4	17 (101)	Billy Bryan, Broncos, T
	6	3 (142)	Tony Benjamin, Seahawks, FB
	7	4 (171)	Bob Grupp, Jets, DB/P
1978	3	8 (64)	Lyman Smith, Dolphins, DT
1979	9	14 (234)	Carl McGee, Browns, LB
1982	3	1 (56)	Cedric Jones, Patriots, WR
	4	25 (108)	Charles Bowser, Dolphins, DE
	5	23 (134)	Dennis Tabron, Bears, DB
1983	5	11 (123)	Chris Castor, Seahawks, WR
1984	6	8 (148)	Ben Bennett, Falcons, QB
1987	1	5 (5)	Mike Junkin, Browns, LB
1988	12	23 (328)	Steve Slayden, Browns, QB
1989	3	18 (74)	Anthony Dilweg, Packers, QB/P
1990	9	18 (238)	Clarkston Hines, Bills, WR
	12	16 (320)	Chris Port, Saints, OL
1992	*1	1 (1)	Dave Brown, Giants, QB
1996	4	26 (121)	Ray Farmer, Eagles, FS
	6	36 (203)	Spence Fischer, Steelers, QB
	7	14 (223)	Jon Merrill, Vikings, OT
1998	6	36 (189)	Patrick Mannelly, Bears, OG

Year	Rd	Pick	Player, Team, Position
1999	2	30 (61)	Lennie Friedman, Broncos, C/T
2000	6	7 (173)	Chris Combs, Steelers, DT
2004	6	1 (166)	Shawn Johnson, Raiders, DE
	7	2 (203)	Drew Strojny, Giants, OT
2007	7	5 (215)	Ben Patrick, Cardinals, TE
2013	7	43 (249)	Sean Renfree, Falcons, QB
2014	4	9 (109)	Ross Cockrell, Bills, CB
2015	1	28 (28)	Laken Tomlinson, Lions, OG
	4	6 (105)	Jamison Crowder, Redskins, WR
2019	1	6 (6)	Daniel Jones, Giants, QB
2020	4	13 (118)	Chris Rumph II, Chargers, DE
	5	10 (154)	Michael Carter II, Jets, DB
	5	18 (162)	Noah Gray, Chiefs, TE
	6	26 (210)	Victor Dimukeje, Cardinals, DE

*Dave Brown was selected with the No. 1 overall pick by the New York Giants in the 1992 Supplemental Draft

AFL DRAFT PICKS

Year	Rd	Pick	Player, Team
1960	-	-	Jim Gardner, Boston
	-	-	Dwight Bumgarner, Buffalo
	-	-	Mike McGee, Houston
	-	-	Bob Spada, Boston
1961	4	-	Tee Moorman, Dallas
1962	26	-	Walt Rappold, Dallas
	32	-	Joel Arrington, Dallas
	33	-	Jack Wilson, Dallas
1965	3	-	Mike Curtis, Kansas City
1966	7	-	Scotty Glacken, Denver
1969	2	-	Al Woodall, New York
	17	-	Fred Zirke, New York

USFL DRAFT PICKS

Year	Rd	Pick	Player, Team
1983	5	5 (53)	Chris Castor, Tampa Bay
	11	5 (125)	Tim Bumgarner, Birmingham
	11	12 (132)	Robert Oxendine, Tampa Bay
	13	12 (156)	Greg Boone, Tampa Bay
	23	12 (276)	Carl Franks, Tampa Bay
1984	-	-	Ben Bennett, Jacksonville

CFL DRAFT PICKS

Year	Rd	Pick	Player, Team
2005	1	4 (4)	Chris Best, Saskatchewan
2010	4	4 (27)	Chris Rwabukamba, Hamilton

ALL-TIME NFL ROSTER

Louis Allen, T	Pittsburgh (1950-51)
Troy Andrew, C	Miami (2001-02) San Diego (2004)
Kenny Anunike, DE	Denver (2014-15)
Bill Bailey, E	Brooklyn (1940-41)
Patrick Bailey, LB	Pittsburgh (2008-09) Tennessee (2010-14)
Sam Bailey, E	Boston (1946)
Brian Baldinger, G	Dallas (1982-87) Indianapolis (1988-91) Philadelphia (1992-94)
Tony Benjamin, RB	Seattle (1977-79)
Ben Bennett, QB	Cincinnati (1987) Dallas (1987) Chicago (1988)
Leonard Black, E	Washington (1958)
^Issac Blakeney, WR	Washington (2015)
Greg Boone, RB	Tampa Bay (1987)
Breon Borders, CB	^Oakland (2017) Buffalo (2017) ^Houston (2018) Jacksonville (2018-19) Washington (2019) Tennessee (2020-21)
Charles Bowser, LB	Miami (1982-85)
Bob Brodhead, QB	Buffalo (1960)
Dave Brown, QB	New York Giants (1992-97) Arizona (1998-2001)
Billy Bryan, C	Denver (1977-89)
Joe Cardwell, T	Pittsburgh (1937-38)
Wray Carlton, RB	Buffalo (1960-67)
Michael Carter II, DB	New York Jets (2021)
Jeremy Cash, LB	Carolina (2016-17) ^New York Jets (2017) New York Giants (2017) Cleveland (2017) *Arizona (2018-19)
Chris Castor, WR	Seattle (1983-85)
Wes Chesson, WR	Atlanta (1971-73) Philadelphia (1973-74)
Darius Clark, LB	Denver (2000-02)
Ross Cockrell, CB	Buffalo (2014-15) Pittsburgh (2015-16) New York Giants (2017) Carolina (2018-19) Tampa Bay (2020-21)
Takoby Cofield, OL	^Washington (2015) *Oakland (2016)
Chris Combs, DT	Pittsburgh (2000-02) Jacksonville (2003)
Billy Cox, B	Washington (1951-52, 1955)
Fred Crawford, T	Chicago (1935)
Jamison Crowder, WR	Washington (2015-18) New York Jets (2019-21)
Mike Curtis, LB	Baltimore (1965-75) Seattle (1976) Washington (1977-78)
Randy Cuthbert, RB	Pittsburgh (1993-94)
Matt Daniels, S	St. Louis (2012-14) Jacksonville (2014) ^San Diego (2015)
^Austin Davis, C	Green Bay (2018)
Al DeRogatis, T	New York Giants (1949-52)
^Jordan DeWalt-Ondjio, LB	Houston (2015)
Anthony Dilweg, QB	Green Bay (1989-90)
Victor Dimukeje, DE	Arizona (2021)
*Chris Douglas, RB	New York Giants (2004)
Dave Dunaway, WR	Atlanta (1968) Green Bay (1968) New York Giants (1969)
*Terrence Dupree, TE	San Francisco (2000)
Blaine Earon, E	Detroit (1952-53)
Chike Egbuniwe, LB	Dallas (1997-99)
Jamal Ellis, CB	Denver (1995-96)
Ray Farmer, LB	Philadelphia (1996-98)
John Farquhar, TE	Pittsburgh (1996) New Orleans (1997-99)
Ryan Fowler, LB	Dallas (2004-06) Tennessee (2007-09) New York Jets (2009-10)
Lennie Friedman, OG	Denver (1999-2002) Washington (2003-04) Chicago (2005) Cleveland (2006-08)
Joe Giles-Harris, LB	Jacksonville (2019-20) Buffalo (2021)

Mark Gilbert, CB	Pittsburgh (2021)
Scotty Glacken, QB	Denver (1966-67)
Billy Granville, LB	Cincinnati (1997-2000) Houston (2002)
Noah Gray, TE	Kansas City (2021)
Bob Grupp, P	Kansas City (1979-82)
Melwood Guy, T	New York Giants (1959) Dallas (1960) Houston (1961) Denver (1962)
Devery Hamilton, OT	Las Vegas (2021)
Leo Hart, QB	Atlanta (1971) Buffalo (1972-73)
Howard Hartley, B	Washington (1948) Pittsburgh (1949-52)
Cooper Helfet, TE	Seattle (2012-15) ^Oakland (2016)
Daniel Helm, TE	Los Angeles Chargers (2019) San Francisco (2019-20)
Thomas Hennessy, LS	New York Jets (2017-21)
Clarkston Hines, WR	Buffalo (1990)
Bernard Holsey, DE	New York Giants (1996-99) Indianapolis (2000) Washington (2003) St. Louis (2004)
Roy Hord, G	Los Angeles (1960-62) Philadelphia (1962) New York Jets (1963)
Deon Jackson, RB	Indianapolis (2021)
Ernie Jackson, DB	New Orleans (1972-77) Atlanta (1978) Detroit (1979)
Robert Jackson, G	Cleveland (1975-85)
Cedric Jones, WR	New England (1982-90)
Daniel Jones, QB	New York Giants (2019-21)
Steve Jones, RB	Buffalo (1973-74) St. Louis (1974-78)
Mike Junkin, LB	Cleveland (1987-88) Kansas City (1989)
Sonny Jurgensen, QB	Philadelphia (1957-63) Washington (1964-74)
Mike Karmazin, T	New York Yankees (1946)
^Bill Khayat, TE	Kansas City (1996) Carolina (1997)
Steve Lach, B	Chicago Cardinals (1942) Pittsburgh (1946-47)
Cliff Lewis, QB	Cleveland (1950-51)
Kevin Lewis, LB	New York Giants (2000-05)
Thaddeus Lewis, QB	St. Louis (2010) Cleveland (2011-12; 15) Detroit (2013) Buffalo (2013-14) Houston (2014) Philadelphia (2015) *San Francisco (2016)
Johnathan Lloyd, WR	L.A. Rams (2019)
Shawn Lynch, C	Kansas City (2002) Miami (2003-04) Minnesota (2005) Arizona (2005-06)
Patrick Mannelly, LS	Chicago (1998-13)
Ben Mayes, DL	Houston (1969)
George McAfee, B	Chicago (1940-41; 45-50)
Wes McAfee, B	Philadelphia (1941)
Max McCaffrey, WR	Green Bay (2017) Jacksonville (2017) San Francisco (2017-19)
Robert McDonough, G	Philadelphia (1942-46)
Carl McGee, LB	Cleveland (1979) San Diego (1980-81)
Mike McGee, G	St. Louis (1960-62)
^Trevon McSwain, DT	Chicago Bears (2020)
Bob Matheson, LB	Cleveland (1967-70) Miami (1971-79)
Ed Meadows, E	Chicago (1954; 56-57) Pittsburgh (1955) Philadelphia (1958) Washington (1959)
John Miller	Houston (2002)
Ted Million, C	Minnesota (1987)
Bill Milner, G	Chicago (1947-49) New York Giants (1950)
Brandon Moore, OT	New England (1993-95)
Scottie Montgomery, WR	Denver (2000-02) Oakland (2003)

Kelly Mote, E	New York Giants (1950-52)
Ed Newman, G	Miami (1973-84)
^Vince Oghobaase, DT	Washington (2010)
^Ayanga Okpokowuruk, DE	New York Giants (2010-11)
Ben Patrick, TE	Arizona (2007-10)
Lucas Patrick, OG	Green Bay (2016-21) Cleveland (1980-82) Indianapolis (1987-88) San Diego (1989-90) Los Angeles Raiders (1991)
Joel Patten, T	Brooklyn Dodgers (1937-41) Boston Yanks (1945)
Willard Perdue, E	New York Giants (1944)
Alex Piasecky, E	Philadelphia (1942) Washington (1943-45)
Chris Port, OG	New Orleans (1990-95)
Calen Powell, TE	Seattle (2005) New Orleans (2007)
T.J. Rahming, WR	Washington (2019) Miami (2020)
Sean Renfree, QB	Atlanta (2013-15)
Vincent Rey, LB	Cincinnati (2010-18)
Frank Ribar, G	Washington (1943)
Eron Riley, WR	Baltimore (2009-10) Carolina (2010) Denver (2011) New York Jets (2011-12)
Chris Rumph II, DE	Los Angeles Chargers (2021)
Tawambi Settles, FS	Jacksonville (1998-99) New York Giants (2000) Atlanta (2003)
Ed Sharkey, G	Cleveland (1952) Philadelphia (1954-55)
Gannon Shepherd, OT	Jacksonville (2000-01) Atlanta (2002) Houston (2003)
Frank Sinkovitz, C	Pittsburgh (1947-52)
Matt Skura, C	Baltimore (2016-20) Miami (2021)
Steve Slayden, QB	Cleveland (1988)
Lyman Smith, T	Miami (1978) Minnesota (1979)
Glen Stough, T	Pittsburgh (1945)
^Drew Strojny, OT	Philadelphia (2004) Tampa Bay (2005) St. Louis (2006)
^Michael Tauiliili, LB	Indianapolis (2009)
Lou Tepe, C	Pittsburgh (1953-55)
Corey Thomas, WR	Detroit (1998-99) Miami (2000) Kansas City (2001)
Juwan Thompson, RB	Denver (2014-17)
Orrin Thompson, OL	Miami (2005-06) Green Bay (2007-08) New York Giants (2009)
Emmett Tilley, LB	Miami (1983)
Laken Tomlinson	Detroit (2015-16) San Francisco (2017-21)
J. Denis Turner, G	New York Giants (1977-84) Washington (1984)
^Conner Vernon, WR	Cleveland (2014)
Chuck Walker, DT	St. Louis (1964-72) Atlanta (1972-75)
Shaun Wilson, RB	Tampa Bay (2018-19) Tennessee (2019)
Al Woodall, QB	New York Jets (1969-74)
*Carlos Wray	San Diego (2016)
*Matt Zielinski, DT	Baltimore (2004-05)

*Injured reserve roster only
^Practice squad roster only

SUPER BOWL

Kenny Anunike, Denver Broncos	Super Bowl L (50)
Patrick Bailey, Pittsburgh Steelers	Super Bowl XLIII (43)
Charles Bowser, Miami Dolphins	Super Bowl XVII (17) & Super Bowl XIX (19)
Billy Bryan, Denver Broncos	Super Bowl XII (12), Super Bowl XXI (21), Super Bowl XXII (22) & Super Bowl XXIV (24)
Ross Cockrell, Tampa Bay Buccaneers	Super Bowl LV (55)
Mike Curtis, Baltimore Colts	Super Bowl III (3) & Super Bowl V (5)
Cooper Helfet, Seattle Seahawks	Super Bowl XLVIII (48) & Super Bowl XLIX (49)
Daniel Helm, San Francisco 49ers	Super Bowl LIV (54)
Cedric Jones, New England Patriots	Super Bowl XX (20)
Sonny Jurgensen, Washington Redskins	Super Bowl VII (7)
Kevin Lewis, New York Giants	Super Bowl XXXV (35)
Patrick Mannelly, Chicago Bears	Super Bowl XLI (41)
Bob Matheson, Miami Dolphins	Super Bowl VI (6), Super Bowl VII (7) & Super Bowl VIII (8)
Ed Newman, Miami Dolphins	Super Bowl VIII (8), Super Bowl XVII (17) & Super Bowl XIX (19)
Ben Patrick, Arizona Cardinals	Super Bowl XLIII (43)
Juwan Thompson, Denver Broncos	Super Bowl L (50)
Laken Tomlinson, San Francisco 49ers	Super Bowl LIV (54)

NFL ALL-PRO

Mike Curtis	1968 ¹ (Baltimore Colts)
Al DeRogatis	1969 ¹ (Baltimore Colts)
	1952 ² (New York Giants)
Bob Grupp	1979 ¹ (Kansas City Chiefs)
Sonny Jurgensen	1961 ¹ (Philadelphia Eagles)
	1964 ² (Washington Redskins)
	1967 ² (Washington Redskins)
	1969 ¹ (Washington Redskins)
George McAfee	1940 ² (Chicago Bears)
	1941 ¹ (Chicago Bears)
	1948 ¹ (Chicago Bears)
Ed Newman	1981 ² (Miami Dolphins)
	1982 ¹ (Miami Dolphins)
	1983 ² (Miami Dolphins)
	1984 ¹ (Miami Dolphins)
Ace Parker	1937 ² (Brooklyn Dodgers)
	1938 ¹ (Brooklyn Dodgers)
	1939 ¹ (Brooklyn Dodgers)
	1940 ¹ (Brooklyn Dodgers)

NFL PRO BOWL

Mike Curtis	1968, 1970, 1971 & 1974
Al DeRogatis	1950 & 1951
Bob Grupp	1979
Sonny Jurgensen	1961, 1964, 1966, 1967 & 1969
George McAfee	1941
Ed Newman	1981, 1982, 1983 & 1984

RETIRED JERSEY

George McAfee	#5 (Chicago Bears)
---------------	--------------------

NFL MVP

Ace Parker	1940 (Brooklyn Dodgers)
------------	-------------------------

DUKE QUARTERBACKS (1951-present; superscript denotes games started)

Bob Albright

Pretty Prairie, Kan.

1972

Opponent	C-A	Yds	TD	Int
Alabama ¹	8-13	103	2	1
Washington ²	6-16	70	0	1
Stanford ³	4-13	18	1	1
Virginia ⁴	0-0	0	0	0
N.C. State	6-17	125	0	1
Clemson ⁵	0-1	0	0	0
Maryland	- DNP -			
Navy	- DNP -			
Georgia Tech	- DNP -			
Wake Forest	- DNP -			
North Carolina	0-1	0	0	1

Year	G/GS	Cmp	Att	Pct.	Yards	TD	Int
1972	7/5	24	61	.393	316	3	5
Total	7/5	24	61	.393	316	3	5

- Born November 3, 1951
- Jersey #3
- Lettered one season (1972)
- Career rushing: 45-(-4) (-0.09 avg.)

Don Altman

Freeport, Pa.

1959

Opponent	C-A	Yds	TD	Int
South Carolina	1-1	58	1	0
Ohio State	2-2	16	0	0
Rice	1-2	7	0	1
Pittsburgh	4-7	32	0	0
Army ¹	1-3	7	0	0
N.C. State ²	3-4	26	0	0
Georgia Tech	0-1	0	0	0
Clemson ³	0-0	0	0	0
Wake Forest	2-3	15	0	0
North Carolina	5-7	53	0	1

1960

Opponent	C-A	Yds	TD	Int
South Carolina ⁴	14-19	150	1	0
Maryland ⁵	1-4	9	0	0
Michigan ⁶	11-18	86	0	2
N.C. State ⁷	0-3	0	0	0
Clemson ⁸	7-9	43	0	0
Georgia Tech ⁹	9-10	71	0	1
Navy ¹⁰	7-9	51	0	0
Wake Forest ¹¹	6-8	54	1	0
North Carolina ¹²	5-8	25	0	0
UCLA ¹³	8-16	63	0	3

Year	G/GS	Cmp	Att	Pct.	Yards	TD	Int
1959	10/3	19	30	.633	214	1	2
1960	10/10	68	104	.654	552	2	6
Total	20/13	87	134	.649	766	3	8

- Born March 14, 1939
- Jersey #14
- Lettered two seasons (1959-60)
- Academically ineligible in 1958
- First collegiate pass covered 58 yards to Tee Moorman for TD against South Carolina on September 19, 1959
- First career start came against Army on October 17, 1959; completed 1-of-3 (.333) passes for 7 yards in a 21-6 home loss
- Started all 10 games in 1960, leading Duke to a 7-3 regular season record, the ACC championship and berth in the Cotton Bowl
- Enjoyed a four-game stretch in weeks 5-8 in 1960 by completing 29-of-36 (.806) passes for 219 yards in four straight wins over Clemson, Georgia Tech, Navy & Wake Forest
- In Duke's 7-6 win over Arkansas in the Cotton Bowl on January 1, 1961, completed 12-of-15 (.800) passes for 83 yards including game-winning 9-yard TD strike to Tee Moorman with 2:45 remaining in the game
- Led the ACC in pass completion percentage (.654) in 1960
- 2nd team All-ACC, 1960
- Career rushing: 19-(-73) (-3.84 avg.)
- Career kickoff return: 1-14 (14.00 avg.)
- Career punt return: 3-32 (10.67 avg.)
- Career defense: 4 INTs

- Lettered two seasons (1960-61) as a right-handed pitcher on the Duke baseball team
- In 1960, went 8-2 with an 0.82 ERA, hurling 87.2 innings and allowing 74 hits and 8 earned runs with 58 strikeouts and 29 walks
- In 1961, compiled a record of 6-3 with a 2.44 ERA, surrendering 74 hits and 22 earned runs with 47 strikeouts and 19 walks in 81.0 innings
- Helped Duke to a 16-11 mark in 1961 including a berth in the College World Series
- Two-time All-ACC pick in baseball (1st team in 1960; 2nd team in 1961)
- Forewent final year of eligibility by signing professional baseball contract in the spring of 1961

Zack Asack

Westwood, Mass.

2005

Opponent	C-A	Yds	TD	Int
East Carolina	- DNP -			
Virginia Tech	- DNP -			
VMI	4-4	38	1	0
Virginia	7-13	87	1	2
Navy ¹	12-16	111	0	1
Miami ²	4-15	8	0	0
Georgia Tech ³	9-28	90	1	2
Florida State ⁴	9-18	52	0	0
Wake Forest	9-17	97	1	1
Clemson ⁵	26-43	328	1	1
North Carolina ⁶	10-26	155	0	1

2007

Opponent	C-A	Yds	TD	Int
Connecticut	1-1	6	0	0
Virginia	1-5	8	0	0
Northwestern	- DNP -			
Navy	- DNP -			
Miami	- DNP -			
Wake Forest	- DNP -			
Virginia Tech	1-4	3	0	0
Florida State	- DNP -			
Clemson	2-3	10	0	0
Georgia Tech	- DNP -			
Notre Dame	2-5	17	0	0
North Carolina	3-4	-4	0	0

2008

Opponent	C-A	Yds	TD	Int
James Madison	1-3	5	0	0
Northwestern	5-5	38	0	0
Navy	0-1	0	0	0
Virginia	1-1	14	0	0
Georgia Tech	0-1	0	0	0
Miami	3-5	22	0	0
Vanderbilt	0-0	0	0	0
Wake Forest	1-1	2	1	0
N.C. State	0-0	0	0	0
Clemson	10-22	61	1	2
Virginia Tech ⁷	2-9	20	0	4
North Carolina	- DNP -			

Year	G/GS	Cmp	Att	Pct.	Yards	TD	Int
2005	9/6	90	180	.500	966	5	8
2006	-	-	-	-	-	-	-
2007	6/0	10	22	.455	40	0	0
2008	11/1	23	48	.479	162	2	6
Total	26/7	123	250	.492	1,168	7	14

- Born March 2, 1987
- Jersey #13
- Lettered three seasons (2005-07-08)
- First career start came on October 1, 2005, against Navy; completed 12-of-16 (.750) passes for 111 yards and rushed 17 times for 56 yards; became the first true freshman to start at QB for Duke since Steve Slayden in 1984 in a 28-21 home loss
- Departed 2006 spring practice as the starter, but was dismissed from school on July 18, 2006, due to an academic violation
- Spent the 2006 season working as an assistant ball boy for the NFL's New England Patriots
- Returned to the program and served as the No. 2 QB behind Thaddeus Lewis in 2007-08
- Came off the bench to replace an injured Lewis (leg) at Clemson on November 15, 2008; completed 10-of-22 (.455) passes for 61 yards

- with one TD and two INTs in a 31-7 road loss
- Started the next week at Virginia Tech on November 22; completed 2-of-9 (.222) passes for 20 yards with four INTs in a 14-3 road loss
- Moved to defensive back in the spring of 2009, but was dismissed from the program following an academic violation on May 29, 2009
- HM Freshman All-America, 2005 (Sporting News)
- Career rushing: 144-290 (2.01 avg.; 4 TDs)
- Career punting: 1-29 (29.00 avg.)
- Father, Phil, lettered three years as a RB & LB at Duke (1968-69-70)
- Brother, Paul, lettered one year as a K at Duke (2011)

Bill Bailey

Raleigh, N.C.

1956

Opponent	C-A	Yds	TD	Int
South Carolina	- DNP -			
Virginia	2-2	13	0	0
Tennessee	- DNP -			
SMU	- DNP -			
Pittsburgh	- DNP -			
N.C. State	- DNP -			
Georgia Tech	- DNP -			
Navy	- DNP -			
Wake Forest	- DNP -			
North Carolina	- DNP -			

Year	G/GS	Cmp	Att	Pct.	Yards	TD	Int
1956	1/0	2	2	1.000	13	0	0
Total	1/0	2	2	1.000	13	0	0

- Born December 8, 1934
- Jersey #15
- Played on the freshman team in 1954
- Did not see game action in 1955
- Played in one game in 1956, completing 2-of-2 passes for 13 yards in Duke's 40-7 win over Virginia on September 29, 1956
- Career rushing: 1-(-5) (-5.0 avg.)
- Career punting: 1-36 (36.00 avg.)

Jerry Barger

Salisbury, N.C.

1951

Opponent	C-A	Yds	TD	Int
South Carolina ¹	9-12	146	1	0
Pittsburgh ²	0-5	0	0	1
Tennessee ³	3-7	21	0	2
N.C. State ⁴	1-2	18	0	1
Virginia Tech ⁵	5-12	47	0	2
Virginia ⁶	3-8	44	0	1
Georgia Tech ⁷	3-4	24	0	0
Wake Forest ⁸	2-6	22	0	2
William & Mary ⁹	4-6	42	0	0
North Carolina ¹⁰	1-2	2	0	1

1952

Opponent	C-A	Yds	TD	Int
Washington & Lee	- DNP -			
SMU	- DNP -			
Tennessee	- DNP -			
South Carolina	0-1	0	0	0
N.C. State	4-7	50	1	0
Virginia	0-0	0	0	0
Georgia Tech	1-2	4	0	1
Navy	0-1	0	0	0
Wake Forest	0-0	0	0	0
North Carolina	0-1	0	0	0

1953

Opponent	C-A	Yds	TD	Int
South Carolina	0-0	0	0	0
Wake Forest	0-0	0	0	0
Tennessee ¹¹	2-5	47	1	1
Purdue ¹²	3-3	124	1	0
Army ¹³	1-3	8	0	0
N.C. State	1-3	10	0	1
Virginia ¹⁴	2-8	48	1	0
Navy ¹⁵	3-5	29	0	1
Georgia Tech ¹⁶	2-6	25	0	2
North Carolina ¹⁷	2-4	62	1	0

1954

Opponent	C-A	Yds	TD	Int
Pennsylvania ¹⁸	0-3	0	0	1
Tennessee ¹⁹	3-10	40	0	1
Purdue ²⁰	3-4	39	0	0
Army ²¹	1-3	-9	0	0
N.C. State ²²	4-8	92	1	0
Georgia Tech ²³	5-7	63	1	0
Navy ²⁴	3-10	35	0	5
Wake Forest ²⁵	5-9	84	1	1
South Carolina ²⁶	4-8	114	1	1
North Carolina ²⁷	4-6	63	0	0

Year	G/GS	Cmp	Att	Pct.	Yards	TD	Int
1951	10/10	31	64	.484	366	1	10
1952	7/0	5	12	.417	54	1	1
1953	10/7	16	37	.432	353	4	5
1954	10/10	32	68	.471	521	3	9
Total	37/27	84	181	.464	1,294	9	25

- Born January 24, 1932
- Jersey #36
- Lettered four seasons (1951-52-53-54)
- First career start came against South Carolina in the season-opener on September 22, 1951; Southern Conference Rookie of the Week after completing 9-of-12 (.750) passes for 146 yards and one TD in a 34-6 road win
- Missed first three games of the 1952 season due to injury
- In Duke's 20-14 win over Purdue on October 10, 1953, completed 3-of-3 (1.000) pass attempts for 124 yards and one TD and scored the game-winning TD on a 7-yard rush with 39 seconds remaining in the fourth quarter
- On October 30, 1954, against Georgia Tech, completed 5-of-7 (.714) passes for 63 yards and one TD as Duke rallied from a 20-0 deficit late in the third period for a 21-20 home win; directed game-winning drive that resulted in a 4-yard TD run by Ed Post with 40 seconds left in the fourth period
- In final regular season game -- a 47-12 win over North Carolina on November 27, 1954 -- completed 4-of-6 (.667) passes for 63 yards, recorded three INTs on defense, returned one punt for 8 yards, returned one kickoff for 13 yards and successfully booted one PAT
- In Duke's 34-7 win over Nebraska in the Orange Bowl on January 1, 1955, completed 7-of-9 (.778) passes for 82 yards and two TDs while rushing five times for 13 yards
- Career rushing: 290-519 (1.79 avg.; 10 TDs)
- Career receiving: 1-5 (5.0 avg.)
- Career kickoff return: 13-288 (22.15 avg.)
- Career punt return: 24-250 (10.42 avg.)
- Career punting: 54-1,790 (33.15 avg.)
- Career defense: 13 INTs
- ACC Player of the Year, 1954
- 1st team All-ACC, 1954
- Duke MVP, 1954
- Selected in the 23rd round (275th overall pick) of the 1955 NFL Draft by the Chicago Bears
- Served as an assistant football coach at Kansas State, Southern Illinois, East Carolina and Duke
- Inducted into the Duke Athletics Hall of Fame in 1996
- Inducted into the North Carolina High School Athletic Association Hall of Fame in 1999
- Inducted into the National High School Hall of Fame in 2008
- Inducted into the National Interscholastic Administrators Association Hall of Fame in 2009
- Inducted into the North Carolina Sports Hall of Fame in 2015

Ben Bennett

Sunnyvale, Calif.

1980

Opponent	C-A	Yds	TD	Int
East Carolina ¹	11-23	128	1	1
Auburn ²	8-19	85	0	3
Virginia ³	11-23	134	1	3
Indiana	10-26	163	1	2
South Carolina ⁴	16-26	112	1	1
Clemson ⁵	21-31	257	1	1
Maryland ⁶	11-24	146	1	1
Georgia Tech ⁷	14-24	181	1	2
Wake Forest ⁸	38-62	469	0	4
N.C. State ⁹	17-34	236	2	3
North Carolina ¹⁰	17-38	139	2	4

1981

Opponent	C-A	Yds	TD	Int
Ohio State ¹¹	18-37	234	2	2
South Carolina	0-0	0	0	0
Virginia	- DNP -			
East Carolina	- DNP -			
Virginia Tech	9-16	113	1	1
Clemson ¹²	17-25	243	1	1
Maryland ¹³	31-46	397	2	0
Georgia Tech ¹⁴	8-17	104	0	1
Wake Forest ¹⁵	8-20	68	1	1
N.C. State ¹⁶	6-10	84	0	1
North Carolina ¹⁷	13-31	202	0	1

1982

Opponent	C-A	Yds	TD	Int
Tennessee	19-29	288	1	0
South Carolina ¹⁸	15-24	177	2	0
Virginia ¹⁹	21-30	291	3	0
Navy ²⁰	32-50	363	3	3
Virginia Tech ²¹	20-29	290	2	0
Clemson ²²	20-34	217	1	2
Maryland ²³	25-46	228	1	3
Georgia Tech ²⁴	11-20	186	3	1
Wake Forest ²⁵	21-37	407	2	1
N.C. State ²⁶	27-41	313	1	2
North Carolina ²⁷	25-34	273	1	0

1983

Opponent	C-A	Yds	TD	Int
Virginia ²⁸	25-40	253	3	0
Indiana ²⁹	27-40	290	1	0
South Carolina ³⁰	31-47	326	1	1
Miami ³¹	27-47	162	1	2
Virginia Tech ³²	25-51	234	1	1
Clemson ³³	34-53	367	4	2
Maryland ³⁴	23-43	245	0	1
Georgia Tech ³⁵	27-33	255	0	1
Wake Forest ³⁶	22-32	189	1	2
N.C. State ³⁷	32-48	442	3	1
North Carolina ³⁸	27-35	323	2	1

Year	G/GS	Cmp	Att	Pct.	Yards	TD	Int
1980	11/10	174	330	.527	2,050	11	25
1981	9/7	110	202	.545	1,445	7	8
1982	11/10	236	374	.631	3,033	20	12
1983	11/11	300	469	.640	3,086	17	12
Total	42/38	820	1,375	.596	9,614	55	57

- Born May 5, 1962
- Jersey #14
- Lettered four seasons (1980-81-82-83)
- First career start came as a true freshman on September 6, 1980; completed 11-of-23 (.478) passes for 128 yards with one TD and one INT in a 35-10 home season-opening loss to East Carolina
- After starting the first three weeks of the year, came off the bench against Indiana on October 4, 1980; ACC Rookie of the Week after completing 10-of-26 (.385) passes for 163 yards with one TD and two INTs in a 31-21 road loss to the Hoosiers
- ACC Offensive Back of the Week after completing 21-of-31 (.677) passes for 257 yards with one TD and one INT in a 34-17 road win over Clemson on October 18, 1980
- ACC Offensive Back of the Week after setting NCAA single-game freshman records for pass completions (38), pass attempts (62) and passing yards (469) in a 27-24 home loss to Wake Forest on November 8, 1980

- The 38 pass completions stood as the Duke single-game record until Thaddeus Lewis completed 40 passes against N.C. State on October 10, 2009
- The 62 pass attempts continue to stand as the Duke single-game record, and the standard was matched by Steve Slayden against N.C. State on November 14, 1987
- The 469 passing yards stood as the Duke single-game record until Anthony Dilweg threw for 475 yards against Wake Forest on November 5, 1988
- Suffered shoulder injury in 1981 season-opener versus Ohio State and did not play quarterback until week five against Virginia Tech (punted against South Carolina in week two and sat out games versus Virginia and East Carolina)
- On September 4, 1982, against Tennessee, set school record for longest pass completion with 88-yard throw to Chris Castor; record stood until Dave Brown's 97-yard pass to Clarkston Hines against Wake Forest on November 4, 1989
- ACC Offensive Back of the Week after completing 21-of-30 (.700) passes for 291 yards with three TDs in a 51-17 home win over Virginia on September 25, 1982
- On October 2, 1982, against Navy, set school records for passing yards in a quarter (262 in 4th) and half (323 in 2nd), and pass completions in a quarter (20 in 4th) and half (25 in 2nd); yardage record for quarter continues to stand while record for half stood until David Green threw for 335 yards in the second half against Georgia Tech on November 15, 1997; completions records continue to stand
- Broke Leo Hart's school career passing record (6,116) on November 13, 1982, against N.C. State and held the standard until Thaddeus Lewis topped the mark on November 21, 2009, against Miami
- ACC Offensive Back of the Week and Sports Illustrated National Player of the Week after completing 25-of-34 (.735) passes for 273 yards and the game-winning 5-yard touchdown pass to Carl Franks at the 12:06 mark of the 4th period in a 23-17 home win over North Carolina on November 20, 1982
- In 1982, became the first QB in ACC history to throw for 3,000+ yards in a single season
- Led the ACC in pass efficiency in 1982 (142.5)
- Led the ACC in total offense in 1982 (262.3 ypg)
- Broke Leo Hart's school career total offense record (6,267) on September 3, 1983, against Virginia and held the standard until Spence Fischer eclipsed the mark on November 18, 1995, against North Carolina
- ACC Offensive Back of the Week pick after completing 32-of-48 (.667) passes for 442 yards with three TDs and one INT in a 27-26 home win over N.C. State on November 12, 1983
- ACC Offensive Back of the Week pick after completing 27-of-35 (.771) passes for 323 yards with two TDs and one INT in a 34-27 road loss to North Carolina on November 19, 1983; broke BYU QB Jim McMahon's NCAA career passing record (9,536) and held the standard until Boston College's Doug Flutie surpassed the mark on November 10, 1984, against Army West Point; Flutie finished his career with 10,579 career passing yards
- Led the ACC in total offense in 1983 (268.2 ypg)
- Finalist, Davey O'Brien Award, 1983
- ACC Rookie of the Year, 1980
- First team All-ACC, 1982
- ACC Player of the Year, 1982 (Associated Press)
- First team All-ACC, 1983
- ACC Player of the Year, 1983 (Associated Press & Atlantic Coast Sports Media Association)
- Third team All-America, 1983 (Associated Press)
- Career rushing: 207-(-553) (-2.67 avg.; 1 TD)
- Career receiving: 2-13 (6.50 avg.; 1 TD)
- Career punting: 4-171 (42.75 avg.)
- Finished career holding NCAA all-time records for pass completions (820), pass attempts (1,375) and passing yards (9,614)
- Held ACC career record for passing yards (9,614) until Florida State's Chris Weinke surpassed the mark on November 18, 2000, against Florida; Weinke finished his career with 9,839 passing yards
- Held ACC career record for total offensive yards (9,061) until Georgia Tech's Shawn Jones surpassed the mark on November 28, 1992, against Georgia; Jones finished his career with 9,296 total yards
- Held ACC career record for touchdown passes (55) until Florida State's Danny Kanell surpassed the mark on November 18, 1995, against Maryland; Kanell finished his career with 57 touchdown passes
- Represented Duke in the Blue-Gray Football Classic (December 25, 1983, in Montgomery, Ala.), Hula Bowl (January 7, 1984, in Honolulu, Hawaii) and Japan Bowl (January 15, 1984, in Tokyo, Japan)
- In the Blue-Gray Football Classic, helped the Gray squad to a 17-13 victory by throwing a 23-yard touchdown pass to Buford McGhee of Ole Miss with one minute remaining in the fourth period
- Chosen by the USFL's Jacksonville Bulls in the 1984 Territorial Draft (January 4, 1984)
- Sixth round pick of the Atlanta Falcons in the 1984 NFL Draft (May

1, 1984) and waived during preseason camp

- Played in two games during the 1984 season with the Bulls; completed 7-of-13 (.538) passes for 113 yards and one TD before being released on February 7, 1985
- Signed by the Atlanta Falcons on February 26, 1985, and waived during training camp
- Signed by the Houston Oilers on May 13, 1986, and waived in training camp on August 25, 1986
- Signed by the Dallas Cowboys as a strike replacement player on October 3, 1987, and released on October 6, 1987
- Claimed on waivers by the Cincinnati Bengals on October 7, 1987
- Lone appearance for the Bengals came on October 18, 1987, against Cleveland; completed 2-of-6 (.333) passes for 25 yards with one INT while rushing twice for 17 yards in a 34-0 home loss
- Released from the Bengals on October 19, 1987
- Joined the Chicago Bruisers of the Arena Football League (AFL) for the 1988 season; completed 172-of-323 (.533) passes for 2,304 yards with 49 TDs and 13 INTs and was named first team All-Arena and the AFL's MVP

- Signed with the Chicago Bears on November 29, 1988, and was active for two games, but did not play, serving as an "emergency" QB behind third string-turned-starter Jim Harbaugh following injuries to starter Jim McMahon (knee) and backup Mike Tomczak (shoulder)
- Played for the Bruisers in 1989 before the organization suspended operations, leading the league in passing by completing 69-of-127 (.543) passes for 892 yards and 15 TDs in five games
- Signed with the AFL's Dallas Texans and earned second team All-Arena honors in 1990 after throwing for 1,149 yards and 24 TDs while leading team to the championship game
- First round selection in 1991 of the Sacramento Surge of the World League of American Football (WLAF) and completed 9-of-26 (.346) passes for 60 yards with two INTs

- Played five seasons (1991-95) with the AFL's Orlando Predators and earned first team All-Arena accolades in both 1993 and 1994

- Finished playing career with single seasons with the San Jose SaberCats (1996) and Portland Forest Dragons (1997)
- Inducted into the AFL Hall of Fame on May 24, 2000, in Des Moines, Iowa

- Career AFL totals included 14,015 passing yards and 267 passing TDs
- Spent the 1998 season as offensive coordinator of the AFL's Milwaukee Mustangs
- Hired as an assistant coach at Duke on December 28, 1998
- Served two seasons (1999-00) as an assistant coach (OBs) at Duke under head coach and former teammate Carl Franks before departing in January, 2001, to become assistant head coach and offensive coordinator of the AFL's Florida Bobcats for one season (2001)
- Served as a volunteer assistant coach with the areanfootball2's Greensboro Prowlers in 2000

- Served as the head coach of af2's Florida Firecats for three seasons (2002-04), leading the team to the af2 championship in 2004
- Served three seasons as the head coach of the Manchester Wolves in 2005-07 (56-33 record)

- On October 22, 2007, named the head coach of the Austin Wranglers (af2), and led team to a 6-5 ledger in 2008 before the organization ceased operations in September, 2008

- Inducted into the Duke Athletics Hall of Fame on September 9, 2011
- Represented Duke as an ACC Football Legend on December 3, 2011, at the ACC Championship Game in Charlotte, N.C.

Parker Boehme

Jacksonville Beach, Fla.

2014

Opponent	C-A	Yds	TD	Int
Elon	1-2	5	0	0
Troy	- DNP -			
Kansas	0-0	0	0	0
Tulane	- DNP -			
Miami	- DNP -			
Georgia Tech	- DNP -			
Virginia	- DNP -			
Pittsburgh	- DNP -			
Syracuse	- DNP -			
Virginia Tech	- DNP -			
North Carolina	- DNP -			
Wake Forest	0-0	0	0	0
Arizona State	- DNP -			

2015

Opponent	C-A	Yds	TD	Int
Tulane	2-4	35	0	0
N.C. Central	4-4	52	0	0
Northwestern	- DNP -			
Georgia Tech	- DNP -			
Boston College	- DNP -			
Army West Point	3-3	46	0	0
Virginia Tech	0-1	0	0	0
Miami	- DNP -			
North Carolina	2-3	15	1	0
Pittsburgh ¹	23-42	248	0	1
Virginia	8-19	178	1	0
Wake Forest	1-1	5	0	0
Indiana	0-1	0	0	0

2016

Opponent	C-A	Yds	TD	Int
N.C. Central	6-8	38	1	0
Wake Forest	- DNP -			
Northwestern	0-0	0	0	0
Notre Dame	- DNP -			
Virginia	- DNP -			
Army West Point	1-1	3	1	0
Louisville	0-0	0	0	0
Georgia Tech	0-0	0	0	0
Virginia Tech	- DNP -			
North Carolina	- DNP -			
Pittsburgh	- DNP -			
Miami	- DNP -			

2017

Opponent	C-A	Yds	TD	Int
N.C. Central	1-2	6	0	0
Northwestern	0-0	0	0	0
Baylor	0-0	0	0	0
North Carolina	0-0	0	0	0
Miami	0-0	0	0	0
Virginia	0-0	0	0	0
Florida State	0-0	0	0	0
Pittsburgh	0-0	0	0	0
Virginia Tech	0-0	0	0	0
Army West Point	0-0	0	0	0
Georgia Tech	0-0	0	0	0
Wake Forest	0-0	0	0	0
Northern Illinois	0-0	0	0	0

Year	G/GS	Cmp	Att	Pct.	Yards	TD	Int
2014	3/0	1	2	.500	5	0	0
2015	10/1	43	78	.551	579	2	1
2016	5/0	7	9	.778	41	2	0
2017	13/0	1	2	.500	6	0	0
Total	31/1	52	91	.571	631	4	1

- Born October 5, 1994
- Jersey #12
- Lettered four seasons (2014-15-16-17)
- Enrolled at Duke in January, 2013
- Redshirted in 2013
- No. 3 QB behind Anthony Boone & Thomas Sirk in 2014
- Collegiate debut came on August 30, 2014, against Elon; completed 1-of-2 (.500) passes for 5 yards in a 52-13 home win
- No. 2 QB behind Thomas Sirk in 2015
- First career start came on November 14, 2015, against Pittsburgh; completed 23-of-42 (.548) passes for 248 yards with one INT while rushing 11 times for 80 yards and one TD in a 31-13 home loss
- Replaced injured starter Thomas Sirk (knee) in OT against Indiana in the New Era Pinstripe Bowl on December 27, 2015; threw an incomplete pass on lone snap prior to Ross Martin's game-winning 36-yard FG in the 44-41 victory
- No. 2 QB behind Daniel Jones in 2016
- No. 3 QB behind Daniel Jones & Quentin Harris in 2017
- Served as the holder on placement kicks in 2017
- Career rushing: 62-274 (4.42 avg.; 6 TD)
- Career punting: 2-100 (50.00 avg.)

Anthony Boone

Weddington, N.C.

2011

Opponent	C-A	Yds	TD	Int
Richmond	0-0	0	0	0
Stanford	7-9	70	0	0
Boston College	2-2	16	0	0
Tulane	3-5	55	0	0
FIU	- DNP -			
Florida State	- DNP -			
Wake Forest	1-2	11	0	0
Virginia Tech	2-5	22	0	0
Miami	3-7	13	0	0
Virginia	0-1	0	0	0
Georgia Tech	0-2	0	0	0
North Carolina	12-20	111	1	1

2012

Opponent	C-A	Yds	TD	Int
FIU	1-2	3	0	0
Stanford	13-21	147	0	1
N.C. Central	1-2	6	1	0
Memphis	0-0	0	0	0
Wake Forest	8-11	54	0	0
Virginia ¹	18-31	212	4	0
Virginia Tech	5-9	72	0	1
North Carolina	0-0	0	0	0
Florida State	3-15	37	0	0
Clemson	0-4	0	0	0
Georgia Tech	- DNP -			
Miami	0-0	0	0	0
Cincinnati	0-0	0	0	0

2013

Opponent	C-A	Yds	TD	Int
N.C. Central ²	16-20	176	0	0
Memphis ³	11-16	99	0	1
Georgia Tech	- DNP -			
Pittsburgh	- DNP -			
Troy	- DNP -			
Navy ⁴	31-38	295	3	0
Virginia ⁵	21-39	245	2	1
Virginia Tech ⁶	7-25	107	0	4
N.C. State ⁷	13-21	139	0	3
Miami ⁸	11-15	104	0	0
Wake Forest ⁹	24-29	256	3	0
North Carolina ¹⁰	23-34	274	2	0
Florida State ¹¹	20-40	138	0	2
Texas A&M ¹²	29-45	427	3	2

2014

Opponent	C-A	Yds	TD	Int
Elon ¹³	22-33	247	4	0
Troy ¹⁴	27-41	268	1	0
Kansas ¹⁵	19-32	180	2	0
Tulane ¹⁶	15-27	181	0	1
Miami ¹⁷	22-51	179	0	2
Georgia Tech ¹⁸	16-26	131	1	0
Virginia ¹⁹	22-37	176	1	0
Pittsburgh ²⁰	23-31	266	3	0
Syracuse ²¹	15-33	161	2	1
Virginia Tech ²²	18-40	181	0	2
North Carolina ²³	22-40	262	2	1
Wake Forest ²⁴	19-31	275	1	0
Arizona State ²⁵	15-31	193	2	1

Year	G/GS	Cmp	Att	Pct.	Yards	TD	Int
2011	10/0	30	53	.566	298	1	1
2012	12/1	49	95	.516	531	5	2
2013	11/11	206	322	.640	2,260	13	13
2014	13/13	255	453	.563	2,700	19	8
Total	46/25	540	923	.585	5,789	38	24

- Born October 29, 1991
- Jersey #7
- Lettered four seasons (2011-12-13-14)
- Redshirted in 2010
- No. 2 QB behind Sean Renfree in 2011 after Brandon Connette (shoulder) suffered season-ending injury in week two
- Played a season-high 32 snaps after replacing injured starter Sean Renfree (hand) against North Carolina on November 26, 2011; completed 12-of-20 (.600) passes for 111 yards with one TD and one

INT in a 37-21 road loss

- No. 2 QB behind Sean Renfree in 2012
- Replaced injured starter Sean Renfree (arm) late in the third quarter against Wake Forest on September 29, 2012; completed 8-of-11 (.727) passes for 54 yards while rushing three times for 10 yards including game-winning 4-yard touchdown with 11:35 remaining in the fourth quarter in a 34-27 road win
- First career start came on October 6, 2012; completed 18-of-31 (.581) passes for 212 yards with four TDs in a 42-17 home win over Virginia; matched school record for TD passes by a QB in first career start (4), equaling the standard set by Dave Brown on November 4, 1989, in a 52-35 road win over Wake Forest
- Replaced injured starter Sean Renfree (head) in second quarter against Florida State on October 27, 2012; completed 3-of-15 (.200) passes for 37 yards in a 48-7 road loss
- Replaced injured starter Sean Renfree (chest) in fourth quarter against Cincinnati in Belk Bowl on December 27, 2012; did not attempt a pass in 48-34 loss
- No. 1 QB entering the 2013 season
- On September 7, 2013, suffered fractured collarbone in second quarter at Memphis; missed the next three games vs. Georgia Tech, Pittsburgh & Troy
- Returned to the starting lineup against Navy on October 12, 2013; informed of starting assignment just 30 minutes prior to kickoff when projected starter Brandon Connette (ankle) was declared out; earned ACC Offensive Back of the Week honors after completing 31-of-38 (.816) passes for 295 yards and three TDs in a 35-7 home win
- Manning Award Star of the Week pick after completing 24-of-29 (.828) pass attempts for 256 yards with three TDs in a 28-21 road win over Wake Forest on November 23, 2013
- ACC Offensive Back of the Week choice after completing 23-of-34 (.677) pass attempts for 274 yards with two TDs in a 27-25 road win over North Carolina on November 30, 2013; engineered game-winning 11-play, 66-yard drive for a 27-yard field goal by Ross Martin with 2:22 remaining in the fourth period
- On December 31, 2013, against Texas A&M in the 46th annual Chick-fil-A Bowl in Atlanta, Ga., set school bowl records for pass completions (29), attempts (45), passing yards (427), passing TDs (3) and total offensive yards (454) in a 52-48 loss; passing yardage total versus the Aggies fell one yard short of the Chick-fil-A Bowl record of 428 set by Chuck Hartlieb of Iowa in 1988
- In 2013, posted three of the top 10 single-game pass completion percentage performances in school history: .828 (24-29) vs. Wake Forest [3rd]; .816 (31-38) vs. Navy [7th] & .800 (16-20) vs. N.C. Central [9th]
- In 2013, ranked among the ACC leaders in completions per game (3rd; 18.73), pass completion percentage (3rd; .640), passing yards per game (6th; 205.5), total offensive yards per game (6th; 224.9), points responsible per game (8th; 10.00) and pass efficiency (8th; 128.2); nationally, ranked 30th in pass completion percentage, 40th in completions per game, 58th in passing yards per game, 60th in total offensive yards per game, 68th in passing yardage, 71st in pass efficiency rating, 74th in points responsible per game and 79th in passing TDs
- In 2013, paired with Brandon Connette (14) to become the first Duke QB tandem to rush for 5+ TDs apiece in a single season
- No. 1 QB entering the 2014 season and started all 13 games
- On September 27, 2014, against Miami, set school record for most pass attempts in a quarter (26; 4th) in a 22-10 road loss
- On October 18, 2014, against Virginia, engineered game-winning 9-play, 65-yard drive for 3-yard TD pass from Thomas Sirk to David Reeves with 7:23 remaining in the fourth period in a 20-13 home win
- On November 1, 2014, against Pittsburgh, directed game-winning 4-play, 25-yard drive in second OT period for 5-yard TD run by Thomas Sirk in a 51-48 road win; in the first OT period, put Duke ahead with a 12-yard TD run
- In 2014, directed a Duke offense that became the first in school history to average 180+ rushing yards and 210+ passing yards per game
- In 2014, ranked among the ACC leaders in passing yards per game (4th; 207.7), total offensive yards per game (4th; 236.5) and pass efficiency rating (9th; 116.67); nationally, ranked 49th in total passing yards, 50th in total offensive yards, 53rd in passing TDs and 62nd in passing yards per game
- In 2014, paired with Thomas Sirk (8) to become the second Duke QB tandem to rush for 5+ TDs apiece in a single season
- Set school record for consecutive starts resulting in wins with 14
- Set school record for most starts resulting in wins with 19
- Counselor, Manning Passing Academy, 2013 and 2014
- Duke captain, 2013 and 2014
- Duke MVP, 2014
- Honorable mention All-ACC, 2014
- Career rushing: 230-800 (3.48 avg.; 16 TD)
- Career receiving: 1-21 (21.0 avg.)
- Represented Duke in the East-West Shrine Game on January 17, 2015, in St. Petersburg, Fla.; completed four-of-eight (.500) pass attempts

for 49 yards while rushing twice for eight yards

- Represented Duke at the NFL Combine on February 17-23, 2015, in Indianapolis, Ind.
- Signed a free agent contract with the NFL's Detroit Lions on May 2, 2015
- Waived by the Detroit Lions on June 12, 2015
- Signed a free agent contract with the CFL's Montreal Alouettes on July 28, 2015
- In 2015, played in nine games as the Montreal Alouettes went 6-12 and finished fourth in the CFL's East Division; completed 18-of-31 (.581) passes for 198 yards with two TDs & two INTs while rushing four times for seven yards and one TD
- Waived by the Montreal Alouettes on May 4, 2016
- On May 22, 2016, suffered career-ending injuries during an automobile accident in Weddington, N.C.

Chase Brice

Grayson, Ga.

2020

Opponent	C-A	Yds	TD	Int
Notre Dame	20-37	259	0	0
Boston College	23-42	217	0	2
Virginia	16-36	246	2	4
Virginia Tech	23-40	279	1	1
Syracuse	22-38	270	2	1
N.C. State	24-40	190	1	3
Charlotte	8-14	106	1	0
North Carolina	11-23	155	0	1
Georgia Tech	19-40	273	2	1
Miami	20-25	94	0	0
Florida State	7-17	81	1	2

Year	G/GS	Cmp	Att	Pct.	Yards	TD	Int
2020	11/11	193	352	.548	2,170	10	15
Total	11/11	193	352	.548	2,170	10	15

- Born January 27, 1998
- Jersey #8
- Lettered one season (2020)
- Member of the football program at Clemson from 2017-19
- Redshirted in 2017
- In 2018-19, played in 25 games, completing 82-of-136 (.603) passes for 1,023 yards with nine TDs and four INTs while rushing 30 times for 187 yards (6.23) and one TD
- Helped Clemson to an overall record of 41-3 and a 23-1 ACC regular season ledger with three ACC Atlantic Division titles, three ACC Championships, three College Football Playoff appearances and the 2018 National Championship
- First career start came on September 12, 2020, against Notre Dame; completed 20-of-37 (.541) passes for 259 yards while rushing 10 times for 20 yards and one TD in a 27-13 road loss
- In 2020, ranked among the ACC leaders in pass attempts (2nd; 352), pass completions (8th; 193), passing yards per game (11th; 197.3) and TD passes (12th; 10)
- Career rushing: 91-93 (1.02 avg.; 1 TD)
- Transferred to Appalachian State

Dale Boyd

Huntington, W. Va.

1955

Opponent	C-A	Yds	TD	Int
N.C. State	0-2	0	0	0
Tennessee	0-0	0	0	0
William & Mary	0-2	0	0	0
Ohio State	0-0	0	0	0
Pittsburgh	0-0	0	0	0
Georgia Tech ¹	2-5	22	0	0
Navy	0-0	0	0	0
South Carolina	0-2	0	0	0
Wake Forest	0-3	0	0	0
North Carolina	0-0	0	0	0

Year	G/GS	Cmp	Att	Pct.	Yards	TD	Int
1953	10/0	0	0	.000	0	0	0
1954	0/0	0	0	.000	0	0	0
1955	10/1	2	14	.143	22	0	0
Total	20/1	2	14	.143	22	0	0

- Born January 27, 1934
- Jersey #40
- Lettered two seasons (1953-55)
- Played primarily as a halfback in 1953, rushing 16 times for 56 yards while catching one pass for three yards; also had one INT on defense and kicked three-of-six (.500) PATs
- Missed the 1954 season with knee injury
- No. 2 QB behind Sonny Jurgensen in 1955
- Lone career start came in place of the injured Jurgensen (ankle) on October 19, 1955, against No. 12 Georgia Tech; completed 2-of-5 (.400) passes for 22 yards while rushing 10 times for 10 yards in a 27-0 road loss; also punted 11 times for 381 yards
- Led the 1955 defense with six INTs
- Career rushing: 46-97 (2.11 avg.; 1 TD)
- Career receiving: 1-3 (3.00 avg.)
- Career kickoff return: 3-65 (21.67 avg.)
- Career punt return: 11-52 (4.73 avg.)
- Career punting: 11-381 (34.64 avg.)
- Career defense: 7 INTs
- Career kicking: 3-6 PATs

Bob Brodhead

Kittanning, Pa.

1956

Opponent	C-A	Yds	TD	Int
South Carolina	0-0	0	0	0
Virginia	4-8	64	1	1
Tennessee ¹	3-6	25	0	0
SMU ²	0-2	0	0	0
Pittsburgh ³	1-5	-9	0	0
N.C. State ⁴	1-3	31	0	0
Georgia Tech	2-4	23	0	2
Navy	0-1	0	0	0
Wake Forest	0-2	0	0	1
North Carolina	0-0	0	0	0

1957

Opponent	C-A	Yds	TD	Int
South Carolina ⁵	0-3	0	0	0
Virginia ⁶	4-9	25	1	0
Maryland ⁷	1-4	33	0	1
Rice ⁸	3-4	23	0	0
Wake Forest ⁹	3-3	29	1	0
N.C. State ¹⁰	3-4	102	0	1
Georgia Tech ¹¹	4-6	43	0	1
Navy ¹²	3-10	30	0	0
Clemson ¹³	3-7	45	1	1
North Carolina ¹⁴	2-6	24	0	2

1958

Opponent	C-A	Yds	TD	Int
South Carolina ¹⁵	5-9	52	0	0
Virginia ¹⁶	8-14	89	0	1
Illinois	1-4	21	0	0
Baylor ¹⁷	5-7	53	0	0
Notre Dame ¹⁸	3-11	21	1	2
N.C. State ¹⁹	5-12	57	0	0
Georgia Tech ²⁰	9-25	134	0	3
LSU ²¹	11-18	163	1	0
Wake Forest ²²	3-5	28	1	2
North Carolina ²³	3-6	33	0	1

Year	G/GS	Cmp	Att	Pct.	Yards	TD	Int
1956	10/4	11	31	.355	134	1	4
1957	10/10	26	56	.464	354	3	6
1958	10/9	53	111	.477	651	3	9
Total	30/23	90	198	.455	1,139	7	19

- Born December 20, 1936
- Jersey #17
- Lettered three seasons (1956-57-58)
- Played on the freshman team in 1954
- Sat out 1955 season (appendectomy)
- No. 2 QB behind Sonny Jurgensen in 1956
- First career start came on October 6, 1956, against Tennessee in place of the injured Jurgensen (knee); completed 3-of-6 (.500) passes for 25 yards in a 33-20 home loss
- Started the next three games before Jurgensen returned
- Started nine games in 1957, helping Duke to a 6-3-2 record
- In Duke's 48-21 loss to Oklahoma in the Orange Bowl on January 1, 1958, completed 4-of-6 (.667) passes for 53 yards with one INT while rushing five times for minus-11 yards
- Started all 10 games in 1958
- Career rushing: 181-356 (1.97 avg.; 5 TDs)
- Career kickoff return: 6-119 (19.83 avg.)
- Career punt return: 6-48 (8.00 avg.)
- Career defense: 10 INTs
- Played in the Blue-Gray All-Star game
- Selected in the 12th round of the 1958 NFL Draft by the Cleveland Browns, but went on active duty in the armed services
- After his military discharge, played with the Saskatchewan Roughriders of the CFL in 1959. In 1960, signed with the AFL's Buffalo Bills
- Played minor league football with the Canton Bulldogs and Cleveland Bulldogs of the United Football League and with the Philadelphia Bulldogs of the Continental Football League
- Helped Philadelphia to the Continental Football League championship in 1966
- Worked for the Cleveland Browns (Business Mgr.), Houston Oilers (GM) and Miami Dolphins (CFO)
- Served as the athletic director at LSU from 1982-87
- In 1987, authored *Sacked! The Dark Side of Sports at Louisiana State University*
- Served as the athletic director at Southeastern Louisiana University

Dave Brown

Westfield, N.J.

1989

Opponent	C-A	Yds	TD	Int
South Carolina	1-4	9	0	0
Northwestern	– DNP –			
Tennessee	4-7	38	0	1
Virginia	15-20	135	3	1
Clemson	– DNP –			
Army	– DNP –			
Maryland	– DNP –			
Georgia Tech	– DNP –			
Wake Forest ¹	24-36	444	4	1
N.C. State ²	27-42	374	4	1
North Carolina ³	33-54	479	3	2

1990

Opponent	C-A	Yds	TD	Int
South Carolina	– DNP –			
Northwestern	23-33	278	2	0
Virginia ⁴	18-40	151	0	2
Clemson ⁵	15-30	146	0	2
Army ⁶	6-16	61	0	1
Western Carolina	13-17	182	2	1
Maryland	6-9	58	0	0
Georgia Tech	8-20	71	1	0
Wake Forest	4-6	50	1	0
N.C. State	11-27	110	0	5
North Carolina ⁷	25-47	337	2	1

1991

Opponent	C-A	Yds	TD	Int
South Carolina ⁸	32-50	323	2	0
Rutgers ⁹	18-26	298	4	0
Colgate ¹⁰	18-40	238	3	1
Virginia ¹¹	20-40	175	0	3
Vanderbilt ¹²	14-30	189	1	0
Maryland ¹³	30-42	334	1	2
Georgia Tech ¹⁴	21-46	215	0	3
Wake Forest ¹⁵	15-32	154	1	3
N.C. State ¹⁶	25-41	315	3	0
North Carolina ¹⁷	15-42	168	2	1
Clemson ¹⁸	23-48	385	3	2

Year	G/GS	Cmp	Att	Pct.	Yards	TD	Int
1989	6/3	104	163	.638	1,479	14	6
1990	10/4	129	245	.529	1,444	8	12
1991	11/11	231	437	.526	2,794	20	15
Total	27/18	464	845	.549	5,717	42	33

- Born February 20, 1970
- Jersey #7
- Lettered three seasons (1989-90-91)
- Redshirted in 1988
- First extended playing time came against Virginia on September 23, 1989; completed 15-of-20 (.750) passes for 135 yards with three TDs and one INT in 49-28 road loss
- First career start came on November 4, 1989, against Wake Forest in place of injured Billy Ray (shoulder); ACC Offensive Back of the Week after completing 24-of-36 (.667) passes for 444 yards and four TDs including a school record 97-yard pass to Clarkston Hines in 52-35 road win
- Started the final three games of the 1989 regular season, hitting on 84-of-132 (.636) passes for 1,297 yards and 11 TDs
- Set Duke records for most passing yards in two consecutive games (853 vs. N.C. State [374] & North Carolina [479]) and three consecutive games (1,297 vs. Wake Forest [444], N.C. State [374] & North Carolina [479])
- Set Duke records for most touchdown passes in two consecutive games (8 vs. Wake Forest [4] & N.C. State [4]) and three consecutive games (11 vs. Wake Forest [4], N.C. State [4] & North Carolina [3])
- Led the ACC and ranked second nationally behind BYU's Ty Detmer (175.6) in pass efficiency in 1989 with a league single-season record rating of 161.0, a mark that would stand until 1999 when Georgia Tech's Joe Hamilton posted a rating of 175.0
- In Duke's 49-21 loss to Texas Tech in the All American Bowl on December 23, 1989, in Birmingham, Ala., came off the bench to complete 17-of-30 (.567) passes for 268 yards with three TDs and one INT while rushing four times for 10 yards
- On September 8, 1990, completed seven-of-11 (.636) passes for 90 yards on Duke's final drive including game-winning nine-yard scoring toss to Marc Mays with 38 seconds left in the fourth period to lead the Blue Devils to a 27-24 win at Northwestern

- Started the next three games as Ray recovered from neck and toe injuries, but then played a reserve role until the season finale, a 24-22 loss to North Carolina on November 17, 1990
- Started all 11 games in 1991 and became just the third Duke QB to throw 20+ TDs in a single season
- ACC Offensive Back of the Week after completing 32-of-50 (.640) passes for 323 yards with two TDs in a 24-24 road tie against South Carolina on September 7, 1991
- ACC Offensive Back of the Week after completing 18-of-26 (.692) passes for 298 yards with four TDs in a 42-22 home win over Rutgers on September 14, 1991
- In 1991, led the ACC in passing yards (2,794), total offensive yards (2,851), total offensive yards per game (259.2) and touchdown responsibility (25)
- Career rushing: 147-53 (0.36 avg.; 7 TDs)
- Career punting: 14-479 (34.21 avg.)
- On May 1, 1992, announced decision to forgo final year of college eligibility and enter NFL Supplemental Draft
- Decision to leave school reportedly cost both Duke and Florida State \$90,000 each when, on May 20, 1992, Seminole athletic director Bob Goin told the media, "ESPN was ready to carry the (Duke-Florida State contest on September 5, 1992) game. When that kid left, they dropped us."
- On June 9, 1992, selected with the first pick of the NFL Supplemental Draft by the New York Giants and on August 12, 1992, signed four-year, \$4.6 million contract that included a \$1.6 million signing bonus
- Played in five games over first two seasons, all in reserve fashion
- First career action came on Thanksgiving Day, November 26, 1992, against eventual Super Bowl champion Dallas, completed two-of-six passes for six yards in a 30-3 road loss
- In second career appearance, suffered a broken thumb in a 19-0 loss to the Phoenix Cardinals
- In 1993, rotated with Kent Graham as the backup behind starter Phil Simms
- After two preseason games, named New York Giants starting QB on August 10, 1994, beating out Kent Graham after starter Phil Simms had been released the previous June
- First NFL start came on September 4, 1994, against Philadelphia; completed 10-of-20 (.500) passes for 171 yards with one TD and one INT in a 28-23 home win
- Started 15 games in 1994, leading New York to a 9-6 record (did not play vs. Arizona on November 13, 1994)
- After missing the Arizona game, returned to the starting lineup against Houston on November 21, 1994, but was knocked out of the contest with a concussion in the second quarter; came back the following week to throw two TD passes and run for a third in New York's 21-19 win over Washington on November 27, 1994
- Started all 16 games in 1995 while setting personal single-season bests with 254 completions in 456 attempts for 2,814 yards and a 73.1 passer rating
- On November 3, 1996, forced to leave game against Arizona in first quarter with bruised back and back spasms; returned the following week against Carolina on November 10 to throw TD passes on first two possessions, but threw two INTs in the fourth period in a 27-17 loss
- After starting 44 consecutive games, missed contest vs. Arizona on October 12, 1997, after aggravating a right pectoral muscle injury against Dallas the previous week (October 5); the 44-game starting streak was the third-longest among active players behind Green Bay's Brett Favre (84) and Cincinnati's Jeff Blake (47)
- Signed with Arizona as an unrestricted free agent on April 29, 1998, and played in 16 games with seven starts over four seasons
- Personal single-game bests include: 50 pass attempts vs. Green Bay (September 17, 1995); 28 pass completions vs. Baltimore (September 14, 1997); .833 (10-12) completion percentage vs. Washington (December 10, 1995); 299 passing yards vs. Seattle (November 5, 1995); 2 TD passes multiple times

Career NFL Passing Statistics

> New York Giants (1992-97)

> Arizona Cardinals (1998-01)

Year	G/GS	Cmp	Att	Pct.	Yards	TD	Int
1992	2/0	4	7	.571	21	0	0
1993	1/0	0	0	.000	0	0	0
1994	15/15	201	350	.574	2,536	12	16
1995	16/16	254	456	.557	2,814	11	10
1996	16/16	214	398	.538	2,412	12	20
1997	7/6	93	180	.517	1,023	5	3
1998	1/0	2	5	.400	31	0	0
1999	8/5	84	169	.497	944	2	6
2000	6/2	40	69	.580	467	2	3
2001	1/0	0	0	.000	0	0	0
Total	73/60	892	1,634	.546	10,248	44	58

Craig Browning

Fayetteville, N.C.

1979

Opponent	C-A	Yds	TD	Int
East Carolina ¹	3-6	25	0	0
South Carolina	4-9	41	0	1
Virginia	6-16	87	1	2
Army	- DNP -			
Richmond	7-9	54	2	0
Clemson	1-3	5	0	1
Maryland	- DNP -			
Georgia Tech	1-4	5	0	0
Wake Forest	3-8	100	1	2
N.C. State	1-1	16	0	0
North Carolina	0-1	0	0	0

Year	G/GS	Cmp	Att	Pct.	Yards	TD	Int
1979	9/1	26	57	.456	333	4	6
Total	9/1	26	57	.456	333	4	6

- Born April 8, 1959
- Jersey #12
- Lettered two seasons (1979-80)
- Played on the JV team in 1977, completing 24-of-58 (.414) passes for 329 yards and four TDs while rushing for 175 yards and four TDs
- Did not see game action in 1978 due to kidney injury
- Lone career start came in the season-opener on September 15, 1979, against East Carolina; completed 3-of-6 (.500) passes for 25 yards in the 28-14 home win over the Pirates
- Replaced in the lineup by Stanley Driskell, who started the final 10 games of the year
- On November 10, 1979, against No. 20 Wake Forest, came off the bench to complete an 80-yard pass to Cedric Jones in a 17-14 road loss; pass completion ranks tied for sixth-longest in school history
- Career rushing: 61-113 (1.85 avg.)
- Father, Art, lettered three seasons (1958-59-60) in football at Duke and kicked the game-winning PAT in the Blue Devils' 7-6 Cotton Bowl victory over Arkansas on January 1, 1961

D. Bryant

Detroit, Mich.

2000

Opponent	C-A	Yds	TD	Int
East Carolina	2-9	21	0	1
Northwestern	2-6	20	0	0
Virginia	0-0	0	0	0
Vanderbilt	5-15	65	1	1
Clemson ¹	16-35	168	0	1
Florida State ²	15-37	152	0	1
Georgia Tech ³	20-38	184	1	1
Maryland ⁴	21-34	233	0	2
Wake Forest ⁵	22-35	277	0	1
N.C. State ⁶	23-36	310	3	1
North Carolina ⁷	3-13	18	0	1

2001

Opponent	C-A	Yds	TD	Int
Florida State ⁸	9-26	167	1	0
Rice ⁹	15-25	189	1	1
Northwestern ¹⁰	17-32	171	1	3
Virginia ¹¹	17-34	191	0	0
Georgia Tech ¹²	11-29	201	0	0
Wake Forest ¹³	21-36	251	1	3
Maryland ¹⁴	12-29	160	1	3
Vanderbilt ¹⁵	19-36	295	2	4
N.C. State ¹⁶	31-53	400	2	1
North Carolina ¹⁷	12-28	146	0	0
Clemson ¹⁸	23-56	283	2	2

Year	G/GS	Cmp	Att	Pct.	Yards	TD	Int
2000	11/7	129	258	.500	1,448	5	10
2001	11/11	187	384	.487	2,454	11	17
Total	22/18	316	642	.492	3,902	16	27

- Born October 22, 1980
- Jersey #6
- Lettered two seasons (2000-01)
- Redshirted in 1998
- Walk-on member of the 1998-99 Duke men's basketball team; played in 13 games (0.6 ppg) as the Blue Devils went 37-2, won the ACC regular season and tournament titles and reached the NCAA national championship game
- Was not a member of the football program in 1999, but returned

in the spring of 2000

- First career start came on September 30, 2000, against No. 7 Clemson; completed 16-of-35 (.457) passes for 168 yards with one INT in a 52-22 home loss
- Set school record for consecutive pass completions (16) against N.C. State on November 11, 2000, in a 35-31 road loss
- On September 1, 2001, against Florida State, completed a 78-yard TD pass to Chris Douglas in a 55-13 home loss; pass completion ranks as the eighth-longest in Duke history
- On November 3, 2001, against N.C. State, completed 31-of-53 (.585) passes for 400 yards with two TDs and one INT in a 55-31 home loss; passing yardage ranks as the 14th-highest single-game total in Duke history
- On December 1, 2001, against Clemson, set school records for pass attempts in a quarter (24 in the first) and in a half (41 in the first) in a 59-31 road loss
- Started 18 straight games over 2000-01
- Was the only QB on the 2002 roster with collegiate playing experience, but was declared academically ineligible on July 12, 2002
- Career rushing: 162-(-81) (-0.50 avg.; 4 TDs)
- Career receiving: 2-29 (14.50 avg.; 1 TD)
- Transferred to Iowa Wesleyan in 2002 and played in one game before being ruled ineligible by the NAIA due to rule that forces student-athletes to sit out one full year before competition
- Played in one game for Iowa Wesleyan, throwing for 313 yards and five TDs against Peru State
- Three-year veteran (2005-06-07) of arenafootball2, playing with the Albany Conquest (2005), Manchester Wolves (2006) and South Georgia Wildcats (2007)
- In 2005, finished third in arenafootball2 (af2) in total offensive yards (4,414) and fourth in passing yards (4,230)
- In 2006, threw 59 TD passes before suffering season-ending injury in week 13
- In 2007, set af2 single-season record for passing yards (4,680) while becoming just the third QB in af2 history to throw for 100+ TDs in a season (league-high 102)
- Playing for the Kansas City Brigade, named to the 2008 Arena Football League All-Rookie team after completing 215-of-336 (.640) passes for 2,340 yards with 40 TDs and 10 INTs while rushing for an additional 149 yards and 12 TDs

Mark Caldwell

Clinton, Tenn.

1963

Opponent	C-A	Yds	TD	Int
South Carolina	- DNP -			
Virginia	- DNP -			
Maryland	- DNP -			
California	0-0	0	0	0
Clemson	0-0	0	0	0
N.C. State	0-0	0	0	0
Georgia Tech	0-0	0	0	0
Wake Forest	0-0	0	0	0
Navy	- DNP -			
North Carolina	- DNP -			

Year	G/GS	Cmp	Att	Pct.	Yards	TD	Int
1963	5/0	0	0	.000	0	0	0
1964	10/0	0	0	.000	0	0	0
1965	10/0	0	0	.000	0	0	0
Total	25/0	0	0	.000	0	0	0

- Jersey #19
- Lettered two seasons (1964-65)
- Reserve QB in 1963
- Moved to tight end for 1964 & 1965 seasons
- Career receiving: 5-66 (13.20 avg.)

Bobby Campbell

Hicksville, N.Y.

1997

Opponent	C-A	Yds	TD	Int
N.C. State ¹	13-26	189	0	1
Northwestern ²	4-9	80	0	0
Army	- DNP -			
Navy	- DNP -			
Maryland	10-20	93	0	1
Florida State ³	4-5	36	0	0
Virginia ⁴	9-21	78	0	1
Wake Forest ⁵	15-35	196	2	2
Clemson	10-25	99	0	1
Georgia Tech ⁶	20-34	154	0	3
North Carolina	0-1	0	0	1

1998

Opponent	C-A	Yds	TD	Int
Western Carolina	0-2	0	0	0
Northwestern	0-0	0	0	0
Florida State	1-4	15	0	0
Virginia	4-7	69	0	0
Georgia Tech	8-15	55	0	0
Wake Forest	19-34	181	1	1
N.C. State	17-28	188	1	0
Clemson ⁷	13-23	155	0	0
Vanderbilt ⁸	21-42	316	2	0
Maryland ⁹	12-37	178	2	7
North Carolina ¹⁰	6-14	42	0	0

1999

Opponent	C-A	Yds	TD	Int
East Carolina	4-9	46	0	0
Northwestern ¹¹	2-14	12	0	0
Vanderbilt	15-31	251	1	2
Florida State ¹²	11-29	136	0	2
Virginia	- DNP -			
Georgia Tech	- DNP -			
N.C. State	- DNP -			
Maryland	- DNP -			
Clemson	2-7	51	0	2
Wake Forest	3-6	30	0	0
North Carolina	- DNP -			

2000

Opponent	C-A	Yds	TD	Int
East Carolina	- DNP -			
Northwestern	3-8	12	0	2
Virginia	- DNP -			
Vanderbilt	4-7	37	0	0
Clemson	- DNP -			
Florida State	0-0	0	0	0
Georgia Tech	2-5	26	0	1
Maryland	0-0	0	0	0
Wake Forest	0-0	0	0	0
N.C. State	0-0	0	0	0
North Carolina	0-0	0	0	0

Year	G/GS	Cmp	Att	Pct.	Yards	TD	Int
1997	9/6	85	176	.483	925	2	10
1998	11/4	101	206	.490	1,199	6	8
1999	6/2	37	96	.385	526	1	6
2000	8/0	9	20	.450	75	0	3
Total	34/12	232	498	.466	2,725	9	27

- Born February 3, 1978
- Jersey #15
- Lettered four seasons (1997-98-99-2000)
- Redshirted in 1996
- First career start came in season-opener on September 6, 1997, against N.C. State; completed 13-of-26 (.500) passes for 189 yards with one INT in a 45-14 home loss
- In second career start, at Northwestern on September 13, 1997, suffered knee injury and missed next two games
- On October 10, 1998, came off the bench to replace Spencer Romine (ineffective); completed 19-of-34 (.559) passes for 181 yards with one TD and one INT in come-from-behind 19-16 road win against Wake Forest
- On October 31, 1998, at Vanderbilt; completed 21-of-42 (.500) passes for career-high 316 yards and two TDs in 36-33 road 20T loss
- On November 14, 1998, against Maryland, set school single-game record with seven INTs in 42-25 home loss
- Career rushing: 104-97 (0.93 avg.; 6 TDs)
- Career punting: 2-66 (33.00 avg.)

Randy Clark

Durham, N.C.

1959

Opponent	C-A	Yds	TD	Int
South Carolina	- DNP -			
Ohio State	0-0	0	0	0
Rice	0-0	0	0	0
Pittsburgh	- DNP -			
Army	- DNP -			
N.C. State	- DNP -			
Georgia Tech	0-0	0	0	0
Clemson	- DNP -			
Wake Forest	- DNP -			
North Carolina	0-0	0	0	0

1960

Opponent	C-A	Yds	TD	Int
South Carolina	0-0	0	0	0
Maryland	0-0	0	0	0
Michigan	0-0	0	0	0
N.C. State	0-0	0	0	0
Clemson	0-0	0	0	0
Georgia Tech	0-0	0	0	0
Navy	0-0	0	0	0
Wake Forest	0-0	0	0	0
North Carolina	0-0	0	0	0
UCLA	0-0	0	0	0

1961

Opponent	C-A	Yds	TD	Int
South Carolina	0-0	0	0	0
Virginia	0-0	0	0	0
Wake Forest	0-0	0	0	0
Georgia Tech	0-0	0	0	0
Clemson	0-0	0	0	0
N.C. State	0-0	0	0	0
Michigan	0-0	0	0	0
Navy	0-0	0	0	0
North Carolina	0-0	0	0	0
Notre Dame	0-0	0	0	0

Year	G/GS	Cmp	Att	Pct.	Yards	TD	Int
1959	4/0	0	0	.000	0	0	0
1960	10/0	0	0	.000	0	0	0
1961	10/0	0	0	.000	0	0	0
Total	24/0	0	0	.000	0	0	0

- Born January 4, 1936
- Jersey #10
- Lettered two seasons (1961-62)
- Reserve QB who did not attempt a pass
- Duke's starting punter in 1961 & 1962
- Career rushing: 2-(-5) (-2.5 avg.)
- Career punting: 97-3,530 (36.39 avg.)

Brent Clinkscale

Greenville, S.C.

1979

Opponent	C-A	Yds	TD	Int
East Carolina	- DNP -			
South Carolina	- DNP -			
Virginia	- DNP -			
Army	- DNP -			
Richmond	- DNP -			
Clemson	0-2	0	0	0
Maryland	7-15	73	0	1
Georgia Tech	1-2	6	0	0
Wake Forest	- DNP -			
N.C. State	0-3	0	0	1
North Carolina	6-10	64	1	1

1980

Opponent	C-A	Yds	TD	Int
East Carolina	2-5	35	0	0
Auburn	7-9	128	2	0
Virginia	8-15	55	0	1
Indiana ¹	3-10	9	0	0
South Carolina	4-7	45	0	0
Clemson	0-0	0	0	0
Maryland	0-1	0	0	1
Georgia Tech	- DNP -			
Wake Forest	- DNP -			
N.C. State	5-7	48	0	0
North Carolina	- DNP -			

1981

Opponent	C-A	Yds	TD	Int
Ohio State	- DNP -			
South Carolina	- DNP -			
Virginia	- DNP -			
East Carolina	- DNP -			
Virginia Tech	- DNP -			
Clemson	- DNP -			
Maryland	- DNP -			
Georgia Tech	- DNP -			
Wake Forest	- DNP -			
N.C. State	- DNP -			
North Carolina	- DNP -			

156

1982

Opponent	C-A	Yds	TD	Int
Tennessee	- DNP -			
South Carolina	- DNP -			
Virginia	2-2	48	0	0
Navy	- DNP -			
Virginia Tech	- DNP -			
Clemson	7-10	77	0	1
Maryland	5-8	57	0	1
Georgia Tech	- DNP -			
Wake Forest	- DNP -			
N.C. State	- DNP -			
North Carolina	1-1	10	0	0

Year	G/GS	Cmp	Att	Pct.	Yards	TD	Int
1979	5/0	14	32	.438	143	1	3
1980	8/1	29	54	.537	320	2	2
1981	0/0	0	0	.000	0	0	0
1982	4/0	15	21	.714	192	0	2
Total	17/1	58	107	.542	655	3	7

- Born March 7, 1961
- Jersey #11
- Lettered three seasons (1980-81-82)
- ACC Rookie of the Week after completing 6-of-10 (.600) passes for 64 yards with one TD and one INT against North Carolina on November 24, 1979, in a 37-16 home loss
- Came off the bench at No. 19 Auburn on September 20, 1980, to complete 7-of-9 (.778) passes for 128 yards and two TDs in a 35-28 loss
- Lone career start came on October 4, 1980, against Indiana; completed 3-of-10 (.300) passes for nine yards in a 31-21 road loss
- Moved to defensive back in the spring of 1981, but returned to QB in the fall
- Did not see game action in 1981, but was awarded varsity letter
- Career rushing: 28-(-48) (-1.71 avg.)
- Career receiving: 1-21 (21.00 avg.; 1 TD)

Brandon Connette

Corona, Calif.

2010

Opponent	C-A	Yds	TD	Int
Elon	0-0	0	0	0
Wake Forest	0-0	0	0	0
Alabama	2-4	12	0	0
Army	0-0	0	0	0
Maryland	0-0	0	0	0
Miami ¹	4-6	30	0	0
Virginia Tech	0-4	0	0	1
Navy	0-0	0	0	0
Virginia	1-1	40	0	0
Boston College	2-5	22	0	0
Georgia Tech	0-1	0	0	1
North Carolina	1-1	21	0	0

2011

Opponent	C-A	Yds	TD	Int
Richmond	0-0	0	0	0
Stanford	1-2	35	0	0
Boston College	- DNP -			
Tulane	- DNP -			
FIU	- DNP -			
Florida State	- DNP -			
Wake Forest	- DNP -			
Virginia Tech	- DNP -			
Miami	- DNP -			
Virginia	- DNP -			
Georgia Tech	- DNP -			
North Carolina	- DNP -			

2012

Opponent	C-A	Yds	TD	Int
FIU	1-2	8	1	0
Stanford	1-2	11	0	0
N.C. Central	0-0	0	0	0
Memphis	0-2	0	0	0
Wake Forest	0-1	0	0	0
Virginia	1-1	0	0	0
Virginia Tech	0-0	0	0	0
North Carolina	- DNP -			
Florida State	0-0	0	0	0
Clemson	1-1	17	1	0
Georgia Tech	0-0	0	0	0
Miami	0-3	0	0	0
Cincinnati	1-1	2	1	0

2013

Opponent	C-A	Yds	TD	Int
N.C. Central	5-8	55	2	1
Memphis	14-21	198	2	0
Georgia Tech ²	15-28	122	0	0
Pittsburgh ³	21-32	323	4	4
Troy ⁴	20-28	324	3	1
Navy	- DNP -			
Virginia	1-1	47	1	0
Virginia Tech	0-0	0	0	0
N.C. State	7-13	59	0	0
Miami	5-9	81	1	0
Wake Forest	1-3	1	0	0
North Carolina	0-1	0	0	0
Florida State	1-1	2	0	0
Texas A&M	0-0	0	0	0

Year	G/GS	Cmp	Att	Pct.	Yards	TD	Int
2010	12/1	10	22	.455	125	0	2
2011	2/0	1	2	.500	35	0	0
2012	12/0	5	13	.385	38	3	0
2013	13/3	90	145	.621	1,212	13	6
Total	39/4	106	182	.582	1,410	16	8

- Born July 21, 1991
- Jersey #18
- Lettered three seasons (2010-12-13)
- Served as top reserve behind Sean Renfree in 2010, seeing action in all 12 games (145 snaps) primarily on short yardage and red zone situations; finished second on the team in rushing with 321 yards on 78 attempts
- First career start came on October 16, 2010, against Miami; completed 4-of-6 (.667) passes for 30 yards while rushing 11 times for minus-2 yards and one TD in a 28-13 home loss
- Set school single-season record for rushing TDs by a freshman with eight in 2010
- Set school single-game record for points by a freshman with 14 against Virginia on November 6, 2010, in a 55-48 home win; scored rushing TDs covering 2 and 20 yards while adding a rushing PAT; held the record until Ross Martin (15 points on 4 FGs & 3 PATs) eclipsed the standard on October 20, 2012, in a 33-30 home win over North Carolina
- No. 2 QB behind Sean Renfree in 2011 before suffering season-ending shoulder injury in week two vs. Stanford
- Granted a medical hardship waiver for the 2011 season by the ACC in January, 2012
- No. 3 QB behind Sean Renfree & Anthony Boone in 2012
- In 2012, became first Duke player since 2001 (D. Bryant & Ben Erdeljac) to rush for a TD, catch a TD pass & throw a TD pass in same season
- Suffered shoulder injury in week seven vs. Virginia Tech and missed the following week's game vs. North Carolina
- Entered 2013 spring practice as the No. 3 QB behind Anthony Boone & Thomas Sirk, but elevated to No. 2 following injury (Achilles tendon) to Sirk
- Replaced injured starter Anthony Boone (collarbone) in second quarter vs. Memphis on September 7, 2013; completed 14-of-21 (.667) passes for 198 yards and 2 TDs in 28-14 road win; engineered game-winning, 7-play, 75-yard scoring drive in the fourth quarter for a 22-yard TD pass to WR Issac Blakeney with 9:50 remaining in the game
- On September 21, 2013, against Pittsburgh, became first Duke player, and the third in ACC history (Woodrow Dantzler & Tajh Boyd, both of Clemson), to throw for 300+ yards and rush for 100+ yards in a single game in a 58-55 home loss to the Panthers; completed 21-of-32 (.656) passes for 323 yards and four TDs while rushing 15 times for 101 yards and two TDs to match school single-game record for total TD responsibility (6); also matched Duke single-game record for most TD passes for 50+ yards (2) with scoring strikes to Jamison

Crowder (62 yards) and Brandon Braxton (75)

- Suffered ankle injury in practice on October 10 and missed game vs. Navy on October 12
- On October 19, 2013, against Virginia, threw game-winning 47-yard TD pass to TE Braxton Deaver with 11:44 remaining in the fourth period in a 35-22 road win
- On November 9, 2013, against N.C. State, scored game-winning 5-yard TD with 3:31 remaining in the fourth quarter in a 38-20 home win
- Became Duke's all-time leader in rushing TDs (31) on November 16, 2013, with a 4-TD performance against Miami, eclipsing the 68-year old standard of 28 set by Tom Davis from 1941-44
- With rushing TD versus Texas A&M on December 31, 2013, in the Chick-fil-A Bowl, set school single-season record for TD responsibility (27), breaking the previous standard of 26 set by Anthony Dilweg in 1988 while matching the school single-season record for rushing TDs (14), equaling the standard set by Winston Siegfried in 1941
- Holds school single-season record for game-winning, fourth quarter TD responsibility (3 in 2013)
- Shares school single-season record for rushing TDs (14 in 2013)
- Holds school career record for rushing TDs (31)
- Holds school record for total TD responsibility in 2 consecutive games (11; vs. Pitt [2 rushing & 4 passing] & Troy [2-3], 2013)
- Shares school record for total TD responsibility in 3 consecutive games (12; vs. Georgia Tech (1 rushing & 0 passing), Pitt [2-4] & Troy [2-3], 2013)
- Became third QB in ACC history to rush for 30+ TDs in a career, joining the Georgia Tech tandem of Tevin Washington and Joshua Nesbitt
- Led Duke in rushing TDs in 2010, 2012 & 2013
- 2013 Recipient of the Micah Harris Trinity Teammate Award, presented annually to the member of the Duke program who displays the traits of a true teammate: character, unselfishness, compassion and pride
- Career rushing: 228-735 (3.22 avg.; 31 TDs)
- Career receiving: 12-90 (7.50 avg.; 1 TD)
- On April 25, 2014, announced decision to transfer and play final season of eligibility at Fresno State University
- In 2014, played in 13 games as Fresno State went 6-8 and appeared in the Hawaii Bowl; completed 29-of-54 (.537) passes for 299 yards with 2 TDs and 3 INTs; rushed 38 times for 155 yards (4.08) and 2 TDs
- Played for the Dresden Monarchs of the German Football League in 2016
- Played for the Helsinki Roosters of the Northern European Football League in 2017 and 2018, capturing the NEFL championship both years
- On May 22, 2017, helped the Roosters claim the title with a 21-15 OT win over the Carlstad Crusaders by completing 18-of-39 (.461) passes for 219 yards while rushing for three TDs, including the game-winning, 3-yard score in OT
- Finished two seasons with the Roosters owning more than 5,500 passing yards, 78 passing TD, 570 rushing yards and 11 ground scores
- Played for the New Yorker Lions of the German Football League in 2019

Bob Corbett Clarks Summit, Pa.

1974

Opponent	C-A	Yds	TD	Int
N.C. State	14-22	196	1	1
South Carolina ¹	1-2	15	0	0
Virginia	- DNP -			
Purdue	- DNP -			
Army	- DNP -			
Clemson	- DNP -			
Florida	- DNP -			
Georgia Tech	- DNP -			
Wake Forest	4-12	75	0	1
Maryland	13-25	236	1	2
North Carolina	- DNP -			

1975

Opponent	C-A	Yds	TD	Int
Southern California	8-14	107	0	0
South Carolina ²	2-7	24	0	0
Virginia ³	9-14	156	1	1
Pittsburgh ⁴	15-28	191	0	1
Army	1-1	6	0	0
Clemson ⁵	3-5	43	0	0
Florida ⁶	11-15	179	1	1
Georgia Tech ⁷	11-20	106	0	2
Wake Forest	7-8	84	0	0
N.C. State	1-2	5	0	1
North Carolina	13-17	162	0	0

Year	G/GS	Cmp	Att	Pct.	Yards	TD	Int
1974	4/1	32	61	.525	522	2	4
1975	11/6	81	131	.618	1,063	2	6
Total	15/7	113	192	.589	1,585	4	10

- Born November 10, 1954
- Jersey #10
- Lettered two seasons (1974-75)
- Played two seasons on the JV team (1972-73)
- In first career action, came off the bench in the season-opener against No. 16 N.C. State on September 14, 1974, to complete 14-of-22 (.636) passes for 196 yards with one TD and one INT in a 35-21 road loss; named ACC Rookie of the Week
- First career start came on September 21, 1974, against South Carolina; suffered broken wrist after completing 1-of-2 (.500) passes for 15 yards; did not play again until November 9 versus Wake Forest
- Academic All-ACC, 1975
- Career rushing: 82-32 (0.39 avg.)

Chris Dapolito Matawan, N.J.

2002

Opponent	C-A	Yds	TD	Int
East Carolina	5-9	34	0	0
Louisville	3-13	13	0	0
Northwestern	0-1	0	0	1
Florida State	5-14	115	2	1
Navy	3-5	20	1	0
Virginia	0-1	0	0	1
Wake Forest	5-15	46	0	0
N.C. State	- DNP -			
Maryland	5-8	67	1	1
Clemson	- DNP -			
Georgia Tech	- DNP -			
North Carolina	0-1	0	0	0

2003

Opponent	C-A	Yds	TD	Int
Virginia	- DNP -			
Western Carolina	- DNP -			
Rice	- DNP -			
Northwestern	- DNP -			
Florida State	1-4	13	0	1
Maryland	- DNP -			
Wake Forest	- DNP -			
N.C. State	7-13	57	1	0
Tennessee	7-13	76	0	0
Georgia Tech	5-6	62	1	0
Clemson	5-11	54	0	1
North Carolina ¹	5-7	81	0	0

2004

Opponent	C-A	Yds	TD	Int
Navy	5-7	31	0	0
Connecticut ²	12-21	129	1	1
Virginia Tech	2-8	7	0	1
Maryland	0-0	0	0	0
The Citadel	0-0	0	0	0
Georgia Tech	0-0	0	0	0
Virginia	- DNP -			
Wake Forest	- DNP -			
Florida State	1-1	5	0	0
Clemson	0-0	0	0	0
North Carolina	0-1	0	0	0

Year	G/GS	Cmp	Att	Pct.	Yards	TD	Int
2002	9/0	26	67	.388	295	4	4
2003	6/1	30	54	.556	343	2	2
2004	9/1	20	38	.526	172	1	2
Total	24/2	76	159	.478	810	7	8

- Born December 15, 1981
- Jersey #9
- Lettered three seasons (2002-03-04)
- Member of the football program at Rutgers University in 2000
- Redshirted in 2000
- Transferred to Duke and sat out the 2001 season per NCAA regulations
- Beneficiary of Duke's coaching change midway through the 2003 season; played in just one game through the first seven weeks of the year under head coach Carl Franks, who was dismissed on October 19; under interim head coach Ted Roof, played in each of the final five con-

- tests, completing 29-of-48 (.604) passes for 230 yards and two TDs
- First career start came on November 22, 2003, against North Carolina; completed 5-of-7 (.714) passes for 81 yards while rushing eight times for 42 yards in a 30-22 road win
- Career rushing: 91-187 (2.05 avg.; 2 TDs)
- Duke captain, 2004
- Served two years as a player-coach for the Les Argonautes and Turku Trojan in the European Football League
- Served two years (2008-09) as assistant head coach and offensive coordinator at Pace University
- Served as interim head coach at Pace following head coach Mike Iezzi's resignation on November 18, 2009
- Promoted to head coach at Pace on January 8, 2010
- Dismissed from head coach duties on November 22, 2013

Larry Davis Portsmouth, Va.

1966

Opponent	C-A	Yds	TD	Int
West Virginia	- DNP -			
Pittsburgh	- DNP -			
Virginia	- DNP -			
Maryland	- DNP -			
Clemson	- DNP -			
N.C. State	- DNP -			
Georgia Tech	9-17	94	0	2
Navy ¹	3-7	64	0	1
Notre Dame ²	10-16	75	0	3
North Carolina ³	6-7	135	1	0

1967

Opponent	C-A	Yds	TD	Int
Wake Forest	1-9	36	0	0
Michigan	0-0	0	0	0
South Carolina	0-0	0	0	0
Army	5-7	47	1	1
Virginia	1-3	26	0	1
Clemson	1-1	12	0	0
N.C. State	0-1	0	0	1
Georgia Tech	0-0	0	0	0
Navy	2-4	35	1	0
North Carolina	4-7	39	1	0

Year	G/GS	Cmp	Att	Pct.	Yards	TD	Int
1966	4/3	28	47	.596	368	1	6
1967	10/0	14	32	.438	195	3	3
1968	10/0	0	0	.000	0	0	0
Total	24/3	42	79	.532	563	4	9

- Born April 12, 1946
- Jersey #15
- Lettered three seasons (1966-67-68)
- Played for the freshman team in 1964, throwing for 160 yards and two TDs
- Did not see game action in 1965
- First career start came on November 5, 1966, against Navy; completed 3-of-7 (.429) passes for 64 yards while rushing 27 times for 103 yards in a 9-7 road win
- Led Duke to a fourth quarter win over Army on October 7, 1967; completed 5-of-7 (.714) passes for 47 yards with one TD and one INT; tossed game-winning 9-yard TD pass to Ed Hicklin with 9:54 remaining in the fourth period
- Moved to defensive back for final season (1968)
- Career rushing: 130-350 (2.69 avg.; 3 TDs)
- Career receiving: 1-32 (32.00 avg.)
- Career kickoff return: 1-5 (5.00 avg.)
- Career punt return: 2-36 (18.00 avg.)
- Brother, Ronnie, earned one varsity letter as an outfielder (1961; 2nd team All-ACC) on the Duke baseball team and played five seasons (1962-66-67-68-69) in the major leagues with Houston Colt 45s, Houston Astros, St. Louis Cardinals and Pittsburgh Pirates

Todd Decker

Raleigh, N.C.

1990

Opponent	C-A	Yds	TD	Int
South Carolina	- DNP -			
Northwestern	- DNP -			
Virginia	- DNP -			
Clemson	- DNP -			
Army	- DNP -			
Western Carolina	- DNP -			
Maryland	- DNP -			
Georgia Tech	- DNP -			
Wake Forest	0-0	0	0	0
N.C. State	- DNP -			
North Carolina	- DNP -			

1991

Opponent	C-A	Yds	TD	Int
South Carolina	- DNP -			
Rutgers	- DNP -			
Colgate	0-0	0	0	0
Virginia	- DNP -			
Vanderbilt	- DNP -			
Maryland	- DNP -			
Georgia Tech	- DNP -			
Wake Forest	- DNP -			
N.C. State	- DNP -			
North Carolina	- DNP -			
Clemson	- DNP -			

1992

Opponent	C-A	Yds	TD	Int
Florida State	6-13	75	0	0
Vanderbilt	- DNP -			
Rice	0-1	0	0	0
Virginia	- DNP -			
East Carolina	0-0	0	0	0
Clemson	- DNP -			
Maryland	- DNP -			
Georgia Tech	- DNP -			
Wake Forest	- DNP -			
N.C. State	- DNP -			
North Carolina	- DNP -			

Year	G/GS	Cmp	Att	Pct.	Yards	TD	Int
1990	1/0	0	0	.000	0	0	0
1991	1/0	0	0	.000	0	0	0
1992	3/0	6	14	.429	75	0	0
Total	5/0	6	14	.429	75	0	0

- Born October 15, 1970
- Jersey #16
- Lettered one season (1992)
- Redshirted in 1989
- Career rushing: 1-(-4) (-4.0 avg.)
- Brother, Tom, lettered in both baseball (1981-82-83-84; two-time All-ACC catcher; 41st round pick of the Cleveland Indians in 1984 MLB Draft) and football (1981-82-83; fullback) at Duke

Kent Denton

Washington, D.C.

1963

Opponent	C-A	Yds	TD	Int
South Carolina	- DNP -			
Virginia	- DNP -			
Maryland	- DNP -			
California	- DNP -			
Clemson	- DNP -			
N.C. State	- DNP -			
Georgia Tech	0-0	0	0	0
Wake Forest	0-0	0	0	0
Navy	0-0	0	0	0
North Carolina	0-0	0	0	0

1964

Opponent	C-A	Yds	TD	Int
South Carolina	- DNP -			
Virginia	3-6	24	0	0
Maryland	0-0	0	0	0
N.C. State	0-1	0	0	0
Army	- DNP -			
Georgia Tech	- DNP -			
Wake Forest	- DNP -			
Navy	1-1	8	0	0
North Carolina	- DNP -			
Tulane	2-2	17	0	0

Year	G/GS	Cmp	Att	Pct.	Yards	TD	Int
1963	4/0	0	0	.000	0	0	0
1964	5/0	6	10	.600	49	0	0
Total	9/0	6	10	.600	49	0	0

- Born January 24, 1943
- Jersey #10
- Lettered one season (1964)
- Career rushing: 7-16 (2.29 avg.)

Anthony Dilweg

Bethesda, Md.

1985

Opponent	C-A	Yds	TD	Int
Northwestern	1-1	-5	0	0
West Virginia	0-0	0	0	0
Ohio ¹	9-15	108	0	1
Virginia	0-0	0	0	0
South Carolina	0-0	0	0	0
Clemson	0-0	0	0	0
Maryland	3-7	35	0	0
Georgia Tech	0-0	0	0	0
Wake Forest	1-2	23	0	1
N.C. State	0-0	0	0	0
North Carolina	0-0	0	0	0

1986

Opponent	C-A	Yds	TD	Int
Northwestern	0-0	0	0	0
Georgia	1-1	2	0	0
Ohio	0-1	0	0	0
Virginia	0-0	0	0	0
Vanderbilt	0-0	0	0	0
Clemson	4-7	40	0	0
Maryland	0-0	0	0	0
Georgia Tech	1-3	23	0	0
Wake Forest	0-0	0	0	0
N.C. State	0-0	0	0	0
North Carolina	0-0	0	0	0

1987

Opponent	C-A	Yds	TD	Int
Colgate	8-18	134	2	1
Northwestern	0-0	0	0	0
Vanderbilt	0-0	0	0	0
Virginia	3-4	19	0	0
Rutgers	0-0	0	0	0
Clemson ²	23-50	305	0	3
Maryland	0-0	0	0	0
Georgia Tech	0-0	0	0	0
Wake Forest	1-1	49	1	0
N.C. State	0-0	0	0	0
North Carolina	0-0	0	0	0

1988

Opponent	C-A	Yds	TD	Int
Northwestern ³	29-40	353	2	0
Tennessee ⁴	21-32	311	3	1
The Citadel ⁵	19-31	410	3	1
Virginia ⁶	24-47	391	3	1
Vanderbilt ⁷	31-53	349	1	1
Clemson ⁸	18-41	209	1	2
Maryland ⁹	34-57	379	3	2
Georgia Tech ¹⁰	19-29	228	1	2
Wake Forest ¹¹	30-49	475	2	3
N.C. State ¹²	33-56	357	2	2
North Carolina ¹³	29-49	362	3	3

Year	G/GS	Cmp	Att	Pct.	Yards	TD	Int
1985	11/1	14	25	.560	161	0	2
1986	11/0	6	12	.500	65	0	0
1987	11/1	35	73	.479	507	3	4
1988	11/11	287	484	.593	3,824	24	18
Total	44/13	342	594	.576	4,557	27	24

- Born March 28, 1965
- Jerseys #18 (1985) & #8 (1986-87-88)
- Lettered four seasons (1985-86-87-88)
- Redshirted in 1984 with knee injury
- First career start came on September 21, 1985, against Ohio in place of injured Steve Slayden (shoulder); completed 9-of-15 (.600) passes for 108 yards with one INT before being replaced by No. 3 QB Mike Muschamp, who rallied Duke from a 13-7 deficit to a 34-13 home win
- Second career start came on October 17, 1987, against No. 7 Clemson in place of Slayden (11 INTs through first 5 games); completed 23-of-50 (.460) passes for 305 yards with three INTs in 17-10 road loss
- Started all 11 games as a senior in 1988 and produced the top single-season QB performance in Duke history
- In 1988, established then ACC single-season records for passing yards (3,824), total offensive yards (3,713), pass attempts (484), touchdown passes (24) and touchdown responsibility (26)
- ACC Offensive Player of the Week after completing 29-of-40 (.725) passes for 353 yards with two TDs against Northwestern on September 3, 1988, in a 31-21 road win
- ACC Offensive Player of the Week after completing 21-of-32 (.656) passes for 311 yards with three TDs and one INT against Tennessee on September 10, 1988, in a 31-26 road win
- Led the ACC in both pass efficiency (134.6) and total offense (337.5 ypp) in 1988 while ranking second nationally in both passing yards and total offense and fourth in TD passes
- Finalist, Davey O'Brien Award, 1988
- ACC Player of the Year, 1988
- 1st team All-ACC, 1988
- Duke captain, 1988
- Duke MVP, 1988
- Holds school career record for pass efficiency rating (128.94)
- Duke's starting punter for four seasons (1985-86-87-88)
- Career rushing: 77-(-174) (-2.26 avg.; 2 TDs)
- Career receiving: 1-12 (12.00 avg.)
- Career punting: 199-7,889 (39.64 avg.)
- Named the Offensive MVP of the Hula Bowl in Honolulu, Hawaii, on January 7, 1989, after completing 12-of-17 (.706) passes for 145 yards and three TDs while leading the East squad to a 21-10 victory; Florida State CB Deion Sanders was named the Defensive MVP
- Played in the Japan Bowl in Tokyo, Japan, on January 16, 1989
- Third round choice (74th overall pick) of the Green Bay Packers in the 1989 NFL Draft (April 23, 1989)
- In 1989, served as the backup quarterback behind Pro Bowl selection Don Majkowski
- Active for all 16 games in 1989; saw action against Detroit on November 12, 1989, and completed his only pass attempt for seven yards
- Elevated to Green Bay's No. 1 QB in 1990 preseason when Majkowski missed 45 days due to contract holdout
- Started Green Bay's season-opener on September 9, 1990, completing 20-of-32 (.625) passes for 248 yards and three TDs in a 36-24 win over the Los Angeles Rams; named the NFC Offensive Player of the Week
- Lost starting job when Majkowski signed one-year contract worth \$1.5 million
- On November 18, 1990, came off the bench for an injured Majkowski (shoulder) to lead Green Bay to a 24-21 win over Phoenix; completed 11-of-21 (.524) passes for 134 yards including the game-winning one-yard scoring strike to Ed West with 16 seconds left in the game
- Released by Green Bay following the 1990 season
- Did not play in 1991 while recovering from knee surgery
- As part of the NFL's player enhancement project, spent the 1992 season with the Montreal Machine of the World League of American Football (WLAF)
- Suffered injury in Montreal's season-opening game against San Antonio and eventually placed on the injured reserved list

Career NFL Passing Statistics

> Green Bay Packers (1989-90)

Year	G/GS	Cmp	Att	Pct.	Yards	TD	Int
1989	1/0	1	1	1.000	7	0	0
1990	9/7	101	192	.526	1,267	8	7
Total	10/7	102	193	.528	1,274	8	7

Stanley Driskell

Atlanta, Ga.

1977

Opponent	C-A	Yds	TD	Int
East Carolina		- DNP -		
Michigan		- DNP -		
Virginia	1-1	7	0	0
Navy	0-1	0	0	0
South Carolina		- DNP -		
Clemson		- DNP -		
Maryland	2-3	2	0	0
Georgia Tech	1-1	16	0	0
Wake Forest	0-0	0	0	0
N.C. State	0-0	0	0	0
North Carolina	3-6	61	0	0

1978

Opponent	C-A	Yds	TD	Int
Georgia Tech ¹	6-15	153	1	0
South Carolina	1-3	7	0	0
Michigan	3-10	25	0	2
Virginia		- DNP -		
Navy	1-4	17	0	2
Clemson	7-14	113	1	2
Maryland ²	22-39	212	0	2
Tennessee	6-11	57	0	1
Wake Forest		- DNP -		
N.C. State		- DNP -		
North Carolina		- DNP -		

1979

Opponent	C-A	Yds	TD	Int
East Carolina	5-6	92	1	0
South Carolina ³	1-9	12	0	0
Virginia ⁴	5-8	40	0	1
Army ⁵	7-16	75	0	1
Richmond ⁶	14-22	216	1	1
Clemson ⁷	8-20	89	0	1
Maryland ⁸	3-15	23	0	1
Georgia Tech ⁹	4-13	76	1	0
Wake Forest ¹⁰	1-8	10	0	2
N.C. State ¹¹	3-18	39	1	3
North Carolina ¹²	3-10	33	0	1

Year	G/GS	Cmp	Att	Pct.	Yards	TD	Int
1977	7/0	7	12	.583	86	0	0
1978	7/2	46	96	.479	584	2	9
1979	11/10	54	145	.372	705	4	11
Total	25/12	107	253	.423	1,375	6	20

- Born April 29, 1958

- Jersey #5

- Lettered three seasons (1977-78-79)

- With the Blue Devils trailing 24-18 and less than four minutes left in the fourth quarter against Georgia Tech on October 29, 1977, returned a punt 16 yards to the Yellow Jacket 35 yard line to set up Duke's game-winning drive; Duke then drove 35 yards for the game-winning TD pass from Mike Dunn to Tom Hall with 13 seconds remaining; Duke had trailed 24-9 after three periods

- First career start came on September 9, 1978, against Georgia Tech in place of injured Mike Dunn; completed 6-of-15 (.400) passes for 153 yards and one TD while rushing eight times for 47 yards in a season-opening 28-10 home win; set school single-game record for yards per pass completion (25.50); named ACC Offensive Back of the Week
- Led Duke to a 28-14 win over East Carolina on September 15, 1979; completed 5-of-6 (.833) passes for 92 yards with one TD and broke a 14-14 tie in the fourth quarter with a pair of rushing TDs

- Started 10 games in 1979

- Career rushing: 172-278 (1.62 avg.; 5 TDs)

- Career punt return: 7-39 (5.57 avg.)

Curt Dukes

Stony Point, N.C.

2004

Opponent	C-A	Yds	TD	Int
Navy	0-1	0	0	0
Connecticut	0-0	0	0	0
Virginia Tech	3-10	73	1	1
Maryland	0-2	0	0	0
The Citadel	1-1	16	0	0
Georgia Tech	2-3	19	0	0
Virginia		- DNP -		
Wake Forest		- DNP -		
Florida State		- DNP -		
Clemson		- DNP -		
North Carolina		- DNP -		

2005

Opponent	C-A	Yds	TD	Int
East Carolina	0-2	0	0	0
Virginia Tech	1-3	8	0	1
VMI		- DNP -		
Virginia	0-0	0	0	0
Navy	0-0	0	0	0
Miami	0-0	0	0	0
Georgia Tech	0-0	0	0	0
Florida State	0-1	0	0	1
Wake Forest	0-0	0	0	0
Clemson	0-0	0	0	0
North Carolina	0-0	0	0	0

Year	G/GS	Cmp	Att	Pct.	Yards	TD	Int
2004	6/0	6	17	.353	108	1	1
2005	10/0	1	6	.167	8	0	2
Total	16/0	7	23	.304	116	1	3

- Born October 6, 1983

- Jersey #12

- Lettered two seasons (2004-05)

- Member of the football program at Nebraska in 2002

- Redshirted in 2002

- Transferred to Duke and sat out the 2003 season per NCAA regulations

- Played in six games in 2004 before suffering season-ending leg injury against Georgia Tech on October 16

- Most extensive QB action came at Virginia Tech on September 18, 2004; completed 3-of-10 (.300) passes for 73 yards with one TD and one INT

- Also saw action at fullback, tight end and wide receiver; earned starts against Connecticut (FB) on September 11 and Georgia Tech (WR) on October 16

- Entered the 2005 season as the No. 2 QB, but threw just six passes the entire season

- Played primarily on special teams over the final eight games of the year

- Career rushing: 27-89 (3.30 avg.)

- Career receiving: 3-22 (7.33 avg.)

- Big 12 Commissioner's Honor Roll, 2002

- ACC Academic Honor Roll, 2005

Mike Dunn

Hampton, Va.

1975

Opponent	C-A	Yds	TD	Int
Southern California	1-6	44	0	1
South Carolina	2-5	18	0	1
Virginia	0-2	0	0	1
Pittsburgh		- DNP -		
Army ¹	4-9	47	0	1
Clemson	6-10	114	0	0
Florida	3-9	48	0	1
Georgia Tech	4-5	38	0	0
Wake Forest ²	6-9	111	0	2
N.C. State ³	3-7	39	0	0
North Carolina ⁴	2-5	67	0	0

1976

Opponent	C-A	Yds	TD	Int
Tennessee ⁵	4-9	46	0	1
South Carolina ⁶	12-20	87	0	1
Virginia ⁷	7-11	107	0	0
Pittsburgh ⁸	14-21	197	1	2
Miami ⁹	7-13	83	0	0
Clemson ¹⁰	11-21	114	0	0
Maryland ¹¹	9-22	127	0	3
Georgia Tech ¹²	7-13	57	0	1
Wake Forest ¹³	7-15	91	1	2
N.C. State ¹⁴	5-11	60	0	0
North Carolina ¹⁵	7-13	109	0	1

1977

Opponent	C-A	Yds	TD	Int
East Carolina ¹⁶	14-22	190	1	1
Michigan ¹⁷	12-16	118	0	2
Virginia ¹⁸	5-10	44	1	0
Navy ¹⁹	7-13	70	0	1
South Carolina ²⁰	3-10	74	0	0
Clemson ²¹	4-14	60	0	2
Maryland ²²	13-22	124	1	0
Georgia Tech ²³	17-31	171	1	0
Wake Forest ²⁴	6-10	78	1	0
N.C. State ²⁵	15-25	239	2	0
North Carolina ²⁶	6-18	71	0	3

1978

Opponent	C-A	Yds	TD	Int
Georgia Tech		- DNP -		
South Carolina ²⁷	2-8	45	0	1
Michigan ²⁸	3-7	24	0	1
Virginia ²⁹	9-17	128	0	1
Navy ³⁰	5-11	23	1	1
Clemson ³¹	5-13	33	0	2
Maryland		- DNP -		
Tennessee ³²	4-10	33	0	0
Wake Forest ³³	8-20	77	0	0
N.C. State ³⁴	21-39	236	1	0
North Carolina ³⁵	8-19	69	0	2

Year	G/GS	Cmp	Att	Pct.	Yards	TD	Int
1975	10/4	31	67	.463	526	0	7
1976	11/11	90	169	.533	1,078	2	11
1977	11/11	102	191	.534	1,239	7	9
1978	9/9	65	144	.451	668	2	8
Total	41/35	288	571	.504	3,511	11	35

- Born January 11, 1957

- Jersey #8

- Lettered four seasons (1975-76-77-78)

- ACC Rookie of the Week after completing 6-of-10 (.600) passes for 114 yards while rushing 15 times for 79 yards and one TD against Clemson on October 18, 1975, in a 25-21 home win

- ACC Offensive Back of the Week after setting Duke single-game standard for rushing yards by a QB (168) against Georgia Tech on October 30, 1976, in a 31-7 home win

- ACC Offensive Back of the Week after setting Duke single-game record for rushing TDs by a QB (4) against North Carolina on November 20, 1976, in a road 39-38 loss; added a two-point conversion on the ground for 26 total points to match the second-highest single-game total in school history

- Led QBs nationally in scoring (80 points) in 1976; the 80 points rank as the fifth-highest single-season total in Duke history

- Led the ACC in total offense in 1976 (166.8 ypg)
- In 1976, set then Duke single-season marks for rushing yards by a QB (757), 100-yard rushing games by a QB (4) and rushing touchdowns by a QB (12)

- Led Duke to a 15-point second half comeback win over Georgia Tech on October 29, 1977; completed 17-of-31 (.548) passes for 171 yards with one TD; threw game-winning 7-yard TD pass to Tom Hall with 13 seconds remaining in the fourth period and Scott Wolcott's ensuing PAT gave Duke a 25-24 win after trailing 24-9 after three quarters
- ACC Offensive Back of the Week after completing 5-of-11 (.455) passes for 60 yards against N.C. State on November 13, 1976, in a 28-14 road win

- Started 25 consecutive games from week nine of the 1975 season (November 8 at Wake Forest) through the end of the 1977 campaign; Did not play in the 1978 season-opener (September 9 vs. Georgia Tech) due to injury but returned in week two (September 23 vs. South Carolina) and started five straight games before suffering multiple injuries (thumb & knee) against Clemson on October 21; missed the

Maryland contest on October 28 but returned to start the final four weeks of the season

- At the time of graduation, held Duke career records for rushing yards by a QB (1,939), 100-yard rushing games by a QB (6) and rushing TDs by a QB (22)
- On Duke's career charts, ranks fourth in rushing TDs (22), fifth in rushing attempts (565), eighth in total offensive plays (1,135), tied for sixth in 100-yard rushing games (6), eighth in rushing yards (1,939) and ninth in total offensive yards (5,530)
- Scored 148 career points on 22 TDs and eight PATs
- Career rushing: 565-1,939 (3.43 avg.; 22 TDs)
- Career receiving: 1-1(-12) (-12.00 avg.)
- 2nd team Freshman All-America, 1975 (Football News)
- HM All-America, 1977 (Associated Press)
- Duke MVP, 1977
- Duke captain, 1978
- Represented Duke in the Blue-Gray Football Classic on December 25, 1979, in Montgomery, Ala.
- Signed free agent contract with the NFL's Cincinnati Bengals following senior season

Sam Eberdt

Arlington, Va.

1953

Opponent	C-A	Yds	TD	Int
South Carolina	0-0	0	0	0
Wake Forest	0-0	0	0	0
Tennessee	- DNP -			
Purdue	- DNP -			
Army	- DNP -			
N.C. State	- DNP -			
Virginia	- DNP -			
Navy	- DNP -			
Georgia Tech	- DNP -			
North Carolina	- DNP -			

Year	G/GS	Cmp	Att	Pct.	Yards	TD	Int
1951	-	0	6	.000	0	0	1
1952	-	0	0	.000	0	0	0
1953	2/0	0	0	.000	0	0	0
1954	10/0	0	0	.000	0	0	0
Total	10/0	0	6	.000	0	0	1

- Born August 27, 1932
- Jersey #46
- Lettered two seasons (1953-54)
- Member of the team in 1951-52, but did not letter
- In 1951, was 0-for-6 (.000) passing with one INT
- In 1953, served as No. 2 fullback and No. 3 quarterback
- Suffered knee injury in week two vs. Wake Forest (September 26, 1953) and missed the remainder of the season
- Played exclusively at fullback in 1954, rushing 25 times for 148 yards and three TDs while catching two passes for 16 yards
- Career rushing: 28-163 (5.82 avg.)
- Career receiving: 2-16 (8.00 avg.)
- Career kickoff return: 2-31 (15.50 avg.)
- Career defense: 3 INTs
- Career kicking: 3-5 PATs; 0-1 FGs

Tom Edens

Sumter, S.C.

1966

Opponent	C-A	Yds	TD	Int
West Virginia	- DNP -			
Pittsburgh	- DNP -			
Virginia	- DNP -			
Maryland	2-7	20	0	2
Clemson	- DNP -			
N.C. State	- DNP -			
Georgia Tech ¹	2-13	27	0	1
Navy	- DNP -			
Notre Dame	- DNP -			
North Carolina	- DNP -			

Year	G/GS	Cmp	Att	Pct.	Yards	TD	Int
1966	2/1	4	20	.200	47	0	3
Total	2/1	4	20	.200	47	0	3

- Born October 13, 1947
- Jersey #14
- Lettered two seasons (1967-68)
- Played for the freshman team in 1965; completed 41-of-93 (.441)

passes for 513 yards

- Lone career start came on October 29, 1966, against No. 6 Georgia Tech; completed 2-of-13 (.154) passes for 27 yards with one INT in a 48-7 home loss
- Moved to the defensive backfield for final two seasons (1967-68)
- Career rushing: 4-(-8) (-2.0 avg.)
- Career punt return: 1-5 (5.0 avg.)
- Career defense: 2 INTs

Spence Fischer

Atlanta, Ga.

1992

Opponent	C-A	Yds	TD	Int
Florida State	11-20	179	2	1
Vanderbilt	- DNP -			
Rice	13-25	188	0	0
Virginia	8-10	123	1	1
East Carolina ¹	20-29	222	3	2
Clemson ²	12-23	124	0	1
Maryland ³	10-21	175	0	0
Georgia Tech ⁴	19-31	228	1	1
Wake Forest ⁵	5-14	92	0	2
N.C. State ⁶	15-24	174	1	2
North Carolina	- DNP -			

1993

Opponent	C-A	Yds	TD	Int
Florida State	10-24	89	0	2
Rutgers ⁷	28-45	333	2	1
Army ⁸	29-36	357	3	1
Virginia ⁹	13-28	115	0	3
Tennessee ¹⁰	13-32	156	0	2
Clemson ¹¹	21-41	243	0	3
Maryland	10-23	138	0	1
Wake Forest ¹²	24-39	275	2	0
Georgia Tech ¹³	18-33	242	0	0
N.C. State ¹⁴	21-35	229	2	0
North Carolina ¹⁵	26-52	384	3	1

1994

Opponent	C-A	Yds	TD	Int
Maryland ¹⁶	15-24	197	2	0
East Carolina ¹⁷	16-29	170	1	3
Army ¹⁸	15-24	150	0	0
Georgia Tech ¹⁹	14-23	113	0	0
Navy ²⁰	23-27	286	2	0
Clemson ²¹	25-39	240	1	0
Wake Forest ²²	9-18	131	2	1
Florida State ²³	14-31	138	2	2
Virginia ²⁴	19-36	236	1	1
N.C. State ²⁵	21-38	229	1	0
North Carolina ²⁶	33-57	395	4	1

1995

Opponent	C-A	Yds	TD	Int
Florida State ²⁷	20-39	227	2	1
Rutgers ²⁸	19-33	214	1	1
Army ²⁹	32-50	362	2	1
Maryland ³⁰	18-36	174	0	0
Navy ³¹	24-41	241	0	1
Georgia Tech ³²	21-32	186	0	0
Virginia ³³	35-56	360	3	3
N.C. State ³⁴	31-46	347	1	3
Wake Forest ³⁵	18-29	211	1	0
Clemson ³⁶	21-42	226	1	3
North Carolina ³⁷	17-34	120	1	1

Year	G/GS	Cmp	Att	Pct.	Yards	TD	Int
1992	9/6	113	197	.574	1,505	8	10
1993	11/9	213	388	.549	2,561	12	14
1994	11/11	204	346	.590	2,285	16	8
1995	11/11	256	438	.584	2,668	12	14
Total	42/37	786	1,369	.574	9,019	48	46

- Born November 30, 1972
- Jersey #12
- Lettered four seasons (1992-93-94-95)
- Redshirted in 1991
- In first career start, ACC Rookie of the Week after completing 20-of-29 (.690) passes for 222 yards with three TDs and two INTs against East Carolina on October 10, 1992, in a 45-14 home win

- First career pass attempt covered 60 yards to WR Jon Jensen at No. 4 Florida State on September 5, 1992
- ACC Offensive Back of the Week after completing 24-of-39 (.615) passes for 275 yards and two TDs against Wake Forest on October 23, 1993, in a 21-13 road win
- On November 26, 1993, against No. 13 North Carolina, threw an 80-yard TD pass to WR Jon Jensen; pass completion ranks tied for seventh-longest in Duke history
- In Duke's 34-20 loss to Wisconsin in the Hall of Fame Bowl on January 2, 1995, completed 28-of-46 (.609) passes for 314 yards with four INTs while rushing six times for 15 yards
- Finished career ranking second in ACC history and 24th in NCAA history in passing yardage
- Had two impressive streaks of pass attempts without an interception (156 in 1993; 141 in 1994)
- Became Duke's career leader in total offensive yards in final collegiate game on November 18, 1995, against North Carolina, breaking Ben Bennett's mark of 9,061 yards; held the record (9,108) until Thaddeus Lewis broke the standard on November 14, 2009, versus Georgia Tech
- Career rushing: 237-89 (0.38 avg.; 7 TDs)
- Career receiving: 1-23 (23.00 avg.)
- Career punting: 9-417 (46.33 avg.)
- Played two seasons (1992-93) on the Duke baseball team as a right-handed pitcher
- Appeared in four career games on the mound, allowing seven hits and one earned run with four walks and zero strikeouts in 4.1 innings
- Duke captain, 1995
- Academic All-ACC, 1994
- Sixth round selection (203rd overall pick) of the Pittsburgh Steelers in the 1996 NFL Draft
- Played in the World League of American Football in 1997

Gil Garner

Augusta, Ga.

1960

Opponent	C-A	Yds	TD	Int
South Carolina	- DNP -			
Maryland	- DNP -			
Michigan	- DNP -			
N.C. State	- DNP -			
Clemson	0-0	0	0	0
Georgia Tech	- DNP -			
Navy	- DNP -			
Wake Forest	2-3	25	1	0
North Carolina	0-0	0	0	0
UCLA	0-0	0	0	0

1961

Opponent	C-A	Yds	TD	Int
South Carolina	4-5	27	0	0
Virginia	6-6	134	2	0
Wake Forest	6-7	38	1	0
Georgia Tech	4-9	13	0	2
Clemson	7-11	92	0	1
N.C. State	7-9	59	0	0
Michigan	8-13	70	0	0
Navy	2-5	20	0	0
North Carolina	6-12	35	0	1
Notre Dame	6-9	88	2	0

1962

Opponent	C-A	Yds	TD	Int
Southern California	8-13	107	1	1
South Carolina	6-7	42	0	0
Florida	12-16	114	1	1
California	3-5	22	0	0
Clemson	1-3	12	0	0
N.C. State	0-1	0	0	0
Georgia Tech	3-4	7	0	0
Maryland	0-2	0	0	0
Wake Forest	4-7	63	0	0
North Carolina	5-7	46	0	0

Year	G/GS	Cmp	Att	Pct.	Yards	TD	Int
1960	4/0	2	3	.667	25	1	0
1961	10/0	56	86	.652	576	5	4
1962	10/0	42	65	.646	413	2	2
Total	24/0	100	154	.649	1,014	8	6

- Born March 23, 1941
- Jersey #11
- Lettered three seasons (1960-61-62)
- Quarterbacked the freshman team to undefeated season in 1959
- No. 2 QB behind Walt Rappold in 1961 & 1962
- Led the ACC in pass completion percentage (.652) in 1961
- On October 6, 1962, came off the bench to complete 12-of-16 (.750) passes for 114 yards with one TD and one INT as Duke erased a 21-0 halftime deficit to defeat Florida, 28-21; engineered game-winning drive that resulted in a one-yard TD run by FB Mike Curtis with 11:19 remaining in the fourth quarter
- Career rushing: 67-42 (0.63 avg.; 2 TDs)
- Career punt return: 5-28 (5.60 avg.)
- Career defense: 3 INTs

Scotty Glacken

Bethesda, Md.

1963

Opponent	C-A	Yds	TD	Int
South Carolina	3-9	39	1	0
Virginia	5-10	79	1	0
Maryland ¹	6-14	106	1	0
California ²	17-32	196	1	2
Clemson ³	8-12	134	4	0
N.C. State ⁴	14-33	123	1	2
Georgia Tech ⁵	12-26	140	0	2
Wake Forest ⁶	11-20	115	1	0
Navy ⁷	9-16	116	1	1
North Carolina ⁸	16-28	217	1	1

1964

Opponent	C-A	Yds	TD	Int
South Carolina ⁹	10-18	95	0	0
Virginia ¹⁰	6-11	99	2	0
Maryland ¹¹	7-10	74	1	0
N.C. State ¹²	2-7	23	0	1
Army ¹³	6-15	93	0	0
Georgia Tech ¹⁴	24-38	263	1	3
Wake Forest ¹⁵	10-20	102	0	2
Navy ¹⁶	7-17	90	1	2
North Carolina ¹⁷	17-30	238	2	1
Tulane ¹⁸	15-26	101	0	0

1965

Opponent	C-A	Yds	TD	Int
Virginia ¹⁹	10-13	96	0	0
South Carolina ²⁰	2-9	28	0	1
Rice ²¹	9-13	254	4	0
Pittsburgh ²²	16-24	165	1	2
Clemson ²³	10-20	145	0	1
Illinois ²⁴	4-11	55	0	2
Georgia Tech	- DNP -			
N.C. State	- DNP -			
Wake Forest	- DNP -			
North Carolina	0-1	0	0	0

Year	G/GS	Cmp	Att	Pct.	Yards	TD	Int
1963	10/8	101	201	.502	1,265	12	8
1964	10/10	104	192	.541	1,178	7	9
1965	7/6	50	88	.575	743	5	6
Total	27/24	255	481	.531	3,186	24	23

- Born July 28, 1944; died December 27, 2006
- Jersey #17
- Lettered three seasons (1963-64-65)
- Began the 1963 season as the No. 3 QB behind Dave Uible and Jerry Stoltz; pressed into action in week two against Virginia on September 28 when both were lost to injury; completed 5-of-10 (.500) passes for 79 yards and one TD, rushed for one TD and two PATs in a 30-8 road win
- First career start came on October 5, 1963, against Maryland; completed 6-of-14 (.429) passes for 106 yards with one TD in a 30-12 win in Richmond, Va.; with nine minutes remaining in the game, tossed a 60-yard TD pass to Stan Crisson for a 17-12 Duke lead
- In a 35-30 win over Clemson on October 19, 1963, became the first player in ACC history to throw four TD passes in a game
- Set ACC single-game record for passing yards (217) against North Carolina on November 28, 1963, in a 16-14 home loss
- Led the ACC in passing yards (1,265) and TD passes (12) in 1963
- Ranked third nationally in TD passes in 1963
- Matched ACC single-season record for TD passes in 1963 set by Wake Forest's Norm Sneed in 1959
- Against No. 8 Georgia Tech on October 31, 1964, completed an ACC

- single-game record 24 passes in a 21-8 home loss
- Led the ACC in passing yards (1,178) in 1964
- Broke Billy Cox's school career passing record (2,455) on September 18, 1965, versus Virginia; held the record (3,179) until Leo Hart surpassed the mark on October 25, 1969, versus N.C. State
- In Duke's 41-21 win over Rice on October 2, 1965, matched own school record with four TD passes; completed 9-of-13 (.692) passes for 254 yards with scoring tosses covering 15, 19, 60 & 62 yards
- On October 23, 1965, at Illinois, suffered knee injury and missed the next three games; returned for the season finale on November 20 against North Carolina and threw an incomplete pass on his lone attempt
- 2nd team All-ACC, 1963
- 2nd team All-ACC, 1964
- Career rushing: 144-130 (0.90 avg.; 5 TDs)
- Lettered two seasons (1964-65) as a catcher on the Duke baseball team, playing in 44 career games and batting .217 (33-of-152) with 12 runs scored, four doubles, one triple, three home runs and 13 RBI
- Selected in the seventh round of the 1966 AFL Draft by the Denver Broncos and completed 6-of-15 (.400) passes for 84 yards and one TD in 10 games over two seasons (1966-67)
- Served as the head football coach at Georgetown University from 1969-92, compiling a 98-94-2 (.510) career record in 23 seasons
- Enshrined in the Georgetown University Athletic Hall of Fame

Career AFL Passing Statistics

> Denver Broncos (1966-67)

Year	G/GS	Cmp	Att	Pct.	Yards	TD	Int
1966	8/1	6	11	.545	84	1	0
1967	2/0	0	4	.000	0	0	0
Total	10/1	6	15	.400	84	1	0

David Green

Charlotte, N.C.

1994

Opponent	C-A	Yds	TD	Int
Maryland	- DNP -			
East Carolina	- DNP -			
Army	1-1	7	1	0
Georgia Tech	- DNP -			
Navy	0-0	0	0	0
Clemson	- DNP -			
Wake Forest	0-0	0	0	0
Florida State	- DNP -			
Virginia	- DNP -			
N.C. State	- DNP -			
North Carolina	- DNP -			

1995

Opponent	C-A	Yds	TD	Int
Florida State	2-5	15	0	0
Rutgers	- DNP -			
Army	- DNP -			
Maryland	- DNP -			
Navy	2-2	12	0	0
Georgia Tech	- DNP -			
Virginia	- DNP -			
N.C. State	- DNP -			
Wake Forest	0-1	0	0	0
Clemson	- DNP -			
North Carolina	- DNP -			

1996

Opponent	C-A	Yds	TD	Int
Florida State ¹	6-12	40	0	0
Northwestern	- DNP -			
Army ²	11-20	102	0	0
Georgia Tech	- DNP -			
Navy ³	7-11	76	0	1
Clemson	- DNP -			
Maryland ⁴	9-21	103	0	1
Virginia	0-0	0	0	0
N.C. State ⁵	14-32	138	1	1
Wake Forest ⁶	25-37	272	2	0
North Carolina ⁷	18-33	233	1	0

1997

Opponent	C-A	Yds	TD	Int
N.C. State	- DNP -			
Northwestern	4-9	42	1	0
Army	- DNP -			
Navy	- DNP -			
Maryland	- DNP -			
Florida State	- DNP -			
Virginia	2-4	6	0	0
Wake Forest	- DNP -			
Clemson	- DNP -			
Georgia Tech	21-27	335	4	1
North Carolina ⁸	12-33	142	1	4

Year	G/GS	Cmp	Att	Pct.	Yards	TD	Int
1994	3/0	1	1	1.000	7	1	0
1995	3/0	4	8	.500	27	0	0
1996	8/7	90	166	.542	954	4	3
1997	4/1	39	73	.534	525	6	5
Total	18/8	134	248	.540	1,523	11	8

- Born February 10, 1975
- Jersey #11
- Lettered two seasons (1996-97)
- First career start came on September 7, 1996, against No. 3 Florida State; completed 6-of-12 (.500) passes for 40 yards before suffering an ankle injury and leaving the 44-7 road loss
- Missed week two against Northwestern before returning to the starting lineup in week three versus Army
- Nursing the injured ankle, did not play against Georgia Tech (September 26), but returned to start against Navy (October 5) but suffered a concussion and missed the Clemson contest (October 12)
- Entered the 1997 season as the No. 1 QB, but suffered a torn MCL in the final preseason scrimmage on August 23
- After sitting out the season-opener against N.C. State on September 6, 1997, played in a reserve role in week two versus Northwestern on September 13, but re-injured knee and missed the next four games
- Against Georgia Tech on November 15, 1997, came off the bench to post one of the most prolific passing quarters in Duke history; versus the Yellow Jackets in the fourth quarter of a 41-38 home loss, completed 14-of-17 (.824) passes for 256 yards and four TDs; finished the game 21-of-27 (.778) for 335 yards and four TDs after entering the game with 9:19 remaining in the third period and Duke trailing, 35-11
- Returned to the starting lineup for the season finale on November 22 against No. 8 North Carolina; completed 12-of-33 (.364) passes for 142 yards with one TD and four INTs in a 50-14 road loss
- Career rushing: 67-45 (0.67 avg.; 1 TD)

George Harris

Kings Mountain, N.C.

1957

Opponent	C-A	Yds	TD	Int
South Carolina	- DNP -			
Virginia	- DNP -			
Maryland	- DNP -			
Rice	- DNP -			
Wake Forest	0-1	0	0	0
N.C. State	- DNP -			
Georgia Tech	- DNP -			
Navy	- DNP -			
Clemson	- DNP -			
North Carolina	- DNP -			

1958

Opponent	C-A	Yds	TD	Int
South Carolina	0-0	0	0	0
Virginia	0-0	0	0	0
Illinois	- DNP -			
Baylor	- DNP -			
Notre Dame	- DNP -			
N.C. State	- DNP -			
Georgia Tech	- DNP -			
Louisiana State	1-3	16	0	0
Wake Forest	0-0	0	0	0
North Carolina	- DNP -			

1959

Opponent	C-A	Yds	TD	Int
South Carolina ¹	1-3	14	0	0
Ohio State ²	2-5	14	0	1
Rice ³	1-2	12	0	0
Pittsburgh ⁴	2-5	16	0	0
Army	4-13	28	0	1
N.C. State	1-4	8	0	0
Georgia Tech ⁵	2-4	35	0	0
Clemson	0-2	0	0	1
Wake Forest ⁶	3-6	112	2	1
North Carolina ⁷	11-21	142	0	1

Year	G/GS	Cmp	Att	Pct.	Yards	TD	Int
1957	1/0	0	1	.000	0	0	0
1958	4/0	1	3	.333	16	0	0
1959	10/7	27	65	.415	381	2	5
Total	15/7	28	69	.406	397	2	5

- Born September 5, 1938
- Jersey #18
- Lettered three seasons (1957-58-59)
- In Duke's 48-21 loss to Oklahoma in the Orange Bowl on January 1, 1958, threw an INT on his only passing attempt and rushed three times for nine yards
- First career start came in the season-opener on September 19, 1959, at South Carolina; completed 1-of-3 (.333) passes for 14 yards in a 12-7 road loss
- On October 31, 1959, against No. 9 Georgia Tech, completed 2-of-4 (.500) passes for 35 yards in a 10-7 upset road win; directed game-winning drive that resulted in a 28-yard field goal by Art Browning with 7:34 left in the fourth quarter
- In Duke's 27-15 win over Wake Forest on November 14, 1959, completed 3-of-6 (.500) passes for 112 yards with two TDs; scoring tosses covered 50 (to Floyd Bell) and 55 (to Jack Wilson) yards
- Career rushing: 63-27 (0.43 avg.)
- Career kickoff return: 3-41 (13.67 avg.)
- Career punt return: 4-14 (3.50 avg.)
- Career punting: 9-231 (25.67 avg.)
- Career defense: 1 INT

Quentin Harris

Wilson, Conn.

2016

Opponent	C-A	Yds	TD	Int
N.C. Central	0-3	0	0	0
Wake Forest	- DNP -			
Northwestern	- DNP -			
Notre Dame	- DNP -			
Virginia	- DNP -			
Army West Point	- DNP -			
Louisville	- DNP -			
Georgia Tech	- DNP -			
Virginia Tech	- DNP -			
North Carolina	- DNP -			
Pittsburgh	- DNP -			
Miami	- DNP -			

2017

Opponent	C-A	Yds	TD	Int
N.C. Central	6-7	62	1	0
Northwestern	0-0	0	0	0
Baylor	0-0	0	0	0
North Carolina	0-0	0	0	0
Miami	0-1	0	0	0
Virginia	0-0	0	0	0
Florida State	0-1	0	0	0
Pittsburgh	1-1	11	0	0
Virginia Tech	- DNP -			
Army West Point	- DNP -			
Georgia Tech	0-0	0	0	0
Wake Forest	- DNP -			
Northern Illinois	0-0	0	0	0

2018

Opponent	C-A	Yds	TD	Int
N.C. Central	0-0	0	0	0
Northwestern	2-2	12	0	0
Baylor ¹	12-30	174	3	0
N.C. Central ²	15-27	202	3	0
Virginia Tech	2-4	30	0	0
Georgia Tech	- DNP -			
Virginia	0-0	0	0	0
Pittsburgh	0-0	0	0	0
Miami	1-1	2	1	0
North Carolina	0-0	0	0	0
Clemson	0-1	0	0	0
Wake Forest	0-0	0	0	0
Temple	2-3	17	0	1

2019

Opponent	C-A	Yds	TD	Int
Alabama ³	12-22	97	0	2
North Carolina A&T ⁴	30-42	345	4	0
Middle Tennessee ⁵	24-27	237	4	0
Virginia Tech ⁶	20-27	163	2	0
Pittsburgh ⁷	18-43	165	1	2
Georgia Tech ⁸	11-20	176	0	0
Virginia ⁹	13-26	88	1	2
North Carolina ¹⁰	22-39	229	1	1
Notre Dame ¹¹	16-28	102	1	1
Syracuse ¹²	19-36	157	0	2
Wake Forest ¹³	14-23	163	1	1
Miami ¹⁴	10-24	156	1	0

Year	G/GS	Cmp	Att	Pct.	Yards	TD	Int
2016	1/0	0	3	.000	0	0	0
2017	10/0	7	10	.700	73	1	0
2018	12/2	34	68	.500	437	7	1
2019	12/12	209	357	.585	2,078	16	11
Total	35/14	250	438	.571	2,588	24	12

- Born December 23, 1996
- Jersey #18
- Lettered four seasons (2016-17-18-19)
- Redshirted in 2015
- No. 3 QB behind Daniel Jones & Parker Boehme in 2016
- Collegiate debut came on September 3, 2016, against N.C. Central; threw three incomplete passes in a 49-6 home win
- No. 2 QB behind Daniel Jones in 2017
- No. 2 QB behind Daniel Jones in 2018
- First career start came on September 15, 2018, at Baylor; completed 12-of-30 (.400) passes for 174 yards with 3 TDs in a 40-27 road win; scoring tosses covered 28 (to T.J. Rahming), 66 (to Johnathan Lloyd) & 7 (to Rahming) yards
- In Duke's 20-12 win at Miami on November 3, 2018, tossed go-ahead 2-yard TD pass to TE Daniel Helm with 00:18 remaining in the 3rd quarter as the Blue Devils defeated the Hurricanes on the road for the first time since 1976
- No. 1 QB in 2019
- Davey O'Brien Award "Great 8" Performer of the Week after completing 24-of-27 (.889) passes for 237 yards with four TDs while rushing 11 times for 107 yards in a 41-18 road win over Middle Tennessee; the .889 pass completion percentage marked the second-highest single-game mark in Duke history
- Matched school record for most TD passes in two consecutive games with eight (4 vs. North Carolina A&T on September 7 & 4 vs. Middle Tennessee on September 14); record was previously set by Dave Brown in 1989 (4 vs. Wake Forest on November 4 & 4 vs. N.C. State on November 11)
- In 2019, ranked among the ACC leaders in total offensive yards per game (6th; 215.67), total points responsible for (6th; 138), total points responsible for per game (6th; 11.50), pass completions per game (17.42), passing yards (9th; 2,078), passing yards per game (9th; 173.17), pass efficiency rating (9th; 116.1), TD passes (9th; 16), rushing TDs (9th; 7), pass completion percentage (10th; .585), yards per passing attempt (10th; 5.82), rushing yards per game (21st; 42.50) and rushing yards (23rd; 510)
- Completed career holding Blue Devil all-time record for TD-to-INT ratio (2.00:1)
- Academic All-ACC, 2018
- Counselor, Manning Passing Academy, 2019
- Team captain, 2019
- Academic All-ACC, 2019
- Career rushing: 238-785 (3.30 avg.; 14 TDs)
- Career receiving: 1-24 (24.00 avg.)

Leo Hart

Kinston, N.C.

1968

Opponent	C-A	Yds	TD	Int
South Carolina ¹	16-25	214	1	0
Michigan ²	11-29	183	1	1
Maryland ³	10-25	125	0	1
Virginia ⁴	20-38	294	1	1
Clemson ⁵	19-34	316	2	2
Army ⁶	11-24	161	2	1
Georgia Tech ⁷	15-27	237	1	0
N.C. State ⁸	18-37	189	1	3
Wake Forest ⁹	20-28	282	2	0
North Carolina ¹⁰	22-34	237	0	2

1969

Opponent	C-A	Yds	TD	Int
South Carolina ¹¹	20-34	194	2	0
Virginia ¹²	11-26	90	0	1
Pittsburgh ¹³	10-24	125	1	1
Wake Forest ¹⁴	21-28	262	1	2
Maryland ¹⁵	9-27	123	0	0
N.C. State ¹⁶	16-29	154	0	0
Georgia Tech ¹⁷	20-31	275	0	4
Clemson ¹⁸	17-27	212	0	0
Virginia Tech ¹⁹	8-18	110	0	1
North Carolina ²⁰	13-24	97	1	0

1970

Opponent	C-A	Yds	TD	Int
Florida ²¹	21-36	228	1	0
Maryland ²²	24-38	254	1	2
Virginia ²³	16-28	231	0	1
Ohio State ²⁴	11-23	92	0	2
West Virginia ²⁵	7-10	82	0	0
N.C. State ²⁶	5-11	42	0	0
Clemson ²⁷	26-36	287	1	2
Georgia Tech ²⁸	17-30	242	0	2
Wake Forest ²⁹	17-27	216	0	1
South Carolina ³⁰	22-31	302	2	0
North Carolina ³¹	13-38	260	2	2

Year	G/GS	Cmp	Att	Pct.	Yards	TD	Int
1968	10/10	162	301	.538	2,238	11	11
1969	10/10	145	268	.541	1,642	5	9
1970	11/11	179	308	.581	2,236	7	12
Total	31/31	486	877	.554	6,116	23	32

- Born March 3, 1949
- Jersey #10
- Lettered three seasons (1968-69-70)
- Played on the freshman team in 1967, completing 32-of-64 (.500) passes for 380 yards
- Entered the 1968 season as a reserve, but pressed into action in season-opener for first career start at South Carolina on September 21 when projected starter Dave Trice suffered a knee injury in final preseason scrimmage; ACC Offensive Player of the Week after completing 16-of-25 (.640) passes for 214 yards and one TD in a 14-7 road win
- Set then school record for longest pass completion with 81-yard throw to Wes Chesson against Wake Forest on November 16, 1968; record stood until Ben Bennett's 88-yard pass to Chris Castor against Tennessee on September 4, 1982
- Ranked sixth nationally in total offense and 10th in passing yards in 1968
- ACC Offensive Back of the Week after completing 21-of-28 (.750) passes for 262 yards with one TD and two INTs against Wake Forest on October 11, 1969, in a 27-20 road win
- ACC Offensive Back of the Week after completing 17-of-27 (.630) passes for 212 yards against Clemson on November 8, 1969, in a 34-27 home win
- Participated in the most famous Duke football snap from scrimmage – the "Shoestring Play" – on November 22, 1969, in a 17-13 home win over North Carolina; with the score tied 7-7 late in the third period, knelt down to tie his shoe following a rushing attempt rather than returning to the huddle, distracting the Tar Heel defense enough for WR Wes Chesson to take a direct snap and sprint 53 yards for a TD
- ACC Offensive Back of the Week after completing 26-of-36 (.722) passes for 287 yards with one TD and two INTs against Clemson on October 24, 1970, in a 21-10 road win

- ACC Offensive Back of the Week after completing 17-of-27 (.630) passes for 216 yards with one INT against Wake Forest on November 7, 1970, in a 28-14 home loss
- Started all 31 games of his Duke career
- Led the ACC in passing in 1968 (2,238 yards), 1969 (1,642 yards) and 1970 (16.4 completions per game)
- Led the ACC in total offense in 1968 (2,340 yards), 1969 (1,612 yards) and 1970 (210.5 ypg)
- Only player in ACC history to lead the league in both total offense and passing in three consecutive seasons
- Broke Scotty Glacken's school career passing record (3,179) on October 25, 1969, against N.C. State and held the record (6,116) until Ben Bennett broke the mark on November 13, 1982, versus N.C. State
- Finished career as just the fourth player in NCAA history to pass for 6,000 yards, joining Steve Ramsey (North Texas State), Chuck Hixson (LSU) and Jim Plunkett (Stanford)
- Closed career ranking fifth in NCAA history in total offense behind Plunkett, Ramsey, Hixson and Virgil Carter (BYU)
- Graduated as the ACC's all-time leader in pass completions, pass attempts, passing yards and total offense
- First three-time first team All-ACC selection in league history
- 1st team All-ACC, 1968
- HM All-America, 1968 (Associated Press)
- 1st team All-ACC, 1969
- HM All-America, 1969 (Associated Press)
- Duke MVP, 1969
- 1st team All-ACC, 1970
- HM All-America, 1970 (Associated Press)
- Duke MVP, 1970
- Duke captain, 1970
- Career rushing: 314-151 (0.48 avg.; 13 TDs)
- Lettered three seasons (1968-69-70) as a right-handed pitcher on the Duke baseball team; appeared in 29 career games, compiling a 6-10 record and 2.48 ERA; allowed 97 hits and 32 earned runs in 116.1 innings with 90 strikeouts and 49 walks
- Participated in both the East-West Shrine Game and Senior Bowl
- Selected in the third round (59th overall pick) of the 1971 NFL Draft by the Atlanta Falcons
- Played professionally with the Atlanta Falcons (1971), Los Angeles Rams (1972), Buffalo Bills (1972-73) and New York Giants (1974)
- First professional action came as a reserve for the Falcons on October 24, 1971, in a 28-6 home victory over the New Orleans Saints; played five snaps and threw one incomplete pass
- After being traded from the Bills to the Giants prior to the 1974 campaign, suffered career-ending shoulder injury against the Houston Oilers in New York's first preseason game
- Served as an assistant football coach at Duke from November, 1974-June, 1977
- Inducted into the Duke Sports Hall of Fame in 1988
- Inducted into the North Carolina Sports Hall of Fame in 2008

Career NFL Passing Statistics

- > Atlanta Falcons (1971)
- > Buffalo Bills (1972)

Year	G/GS	Cmp	Att	Pct.	Yards	TD	Int
1971	1/0	0	1	.000	0	0	0
1972	2/1	6	15	.400	53	0	3
Total	3/1	6	16	.375	53	0	3

Gunnar Holmberg

Wake Forest, N.C.

2018

Opponent	C-A	Yds	TD	Int
N.C. Central	- DNP -			
Northwestern	- DNP -			
Baylor ¹	- DNP -			
N.C. Central ²	- DNP -			
Virginia Tech	- DNP -			
Georgia Tech	- DNP -			
Virginia	- DNP -			
Pittsburgh	- DNP -			
Miami	- DNP -			
North Carolina	- DNP -			
Clemson	- DNP -			
Wake Forest	- DNP -			
Temple	0-0	0	0	0

2020

Opponent	C-A	Yds	TD	Int
Notre Dame	- DNP -			
Boston College	- DNP -			
Virginia	0-0	0	0	0
Virginia Tech	- DNP -			
Syracuse	1-1	12	0	0
N.C. State	- DNP -			
Charlotte	2-3	21	0	1
North Carolina	7-9	71	0	0
Georgia Tech	3-6	30	0	0
Miami	5-6	27	0	1
Florida State	- DNP -			

Year	G/GS	Cmp	Att	Pct.	Yards	TD	Int
2018	1/0	0	0	.000	0	0	0
2019	0/0	0	0	.000	0	0	0
2020	6/0	18	25	.720	161	0	2
Total	7/0	18	25	.720	161	0	2

- Born February 15, 1999
- Jersey #12
- Lettered one season (2020)
- Collegiate debut came on December 26, 2018, against Temple; rushed once for 19 yards in the 56-27 Walk-On's Independence Bowl victory
- Suffered a season-ending knee injury in August and missed the entire 2019 season
- On October 31, 2020, scored first career TD on one-yard rush in 53-19 home win over Charlotte
- Career rushing: 24-28 (1.17 avg.; 1 TD)
- Counselor, Manning Passing Academy, 2021

Ken Hull

Swarthmore, Pa.

1988

Opponent	C-A	Yds	TD	Int
Northwestern	- DNP -			
Tennessee	- DNP -			
The Citadel	1-1	2	0	0
Virginia	- DNP -			
Vanderbilt	- DNP -			
Clemson	4-10	42	0	2
Maryland	0-0	0	0	0
Georgia Tech	- DNP -			
Wake Forest	0-0	0	0	0
N.C. State	0-0	0	0	0
North Carolina	- DNP -			

Year	G/GS	Cmp	Att	Pct.	Yards	TD	Int
1988	5/0	5	11	.455	44	0	2
Total	5/0	5	11	.455	44	0	2

- Born November 6, 1968
- Jersey #11
- Lettered one season (1988)
- Career rushing: 3-9 (3.00 avg.)

Robert Jamieson

Greensboro, N.C.

1963

Opponent	C-A	Yds	TD	Int
South Carolina	- DNP -			
Virginia	- DNP -			
Maryland	0-0	0	0	0
California	0-0	0	0	0
Clemson	0-0	0	0	0
N.C. State	0-0	0	0	0
Georgia Tech	- DNP -			
Wake Forest	0-0	0	0	0
Navy	0-0	0	0	0
North Carolina	0-0	0	0	0

1964

Opponent	C-A	Yds	TD	Int
South Carolina	0-0	0	0	0
Virginia	0-0	0	0	0
Maryland	0-0	0	0	0
N.C. State	0-0	0	0	0
Army	0-0	0	0	0
Georgia Tech	0-0	0	0	0
Wake Forest	0-0	0	0	0
Navy	0-0	0	0	0
North Carolina	0-0	0	0	0
Tulane	0-0	0	0	0

Year	G/GS	Cmp	Att	Pct.	Yards	TD	Int
1963	7/0	0	0	.000	0	0	0
1964	10/0	0	0	.000	0	0	0
Total	17/0	0	0	.000	0	0	0

- Born November 6, 1941
- Jersey #11
- Lettered two seasons (1963-64)
- Career defense: 2 INTs
- Also played safety; recorded two INTs in 1963
- Lettered two seasons (1962-63) for the Duke basketball team; in 30 career games, scored 50 points with 53 rebounds while shooting 19-of-32 (.594) from the field and 12-of-24 (.500) from the foul line

Eric Johnson

Sea Cliff, N.J.

1978

Opponent	C-A	Yds	TD	Int
Georgia Tech	- DNP -			
South Carolina	- DNP -			
Michigan	- DNP -			
Virginia	- DNP -			
Navy	0-1	0	0	1
Clemson	- DNP -			
Maryland	- DNP -			
Tennessee	- DNP -			
Wake Forest	- DNP -			
N.C. State	- DNP -			
North Carolina	- DNP -			

Year	G/GS	Cmp	Att	Pct.	Yards	TD	Int
1978	1/0	0	1	.000	0	0	1
Total	1/0	0	1	.000	0	0	1

- Born May 31, 1960
- Jersey #19
- Lettered one season (1979)
- In only season as a QB (1978), appeared in one game (Navy on October 14) and threw one incomplete pass while rushing twice for four yards
- Moved to running back in the spring of 1979, but played as a reserve DB that fall, recording nine total tackles and one INT
- Career rushing: 2-4 (2.00 avg.)
- Career defense: 1 INT

Mark Johnson

Oxen Hill, Md.

1972

Opponent	C-A	Yds	TD	Int
Alabama	- DNP -			
Washington	0-0	0	0	0
Stanford	- DNP -			
Virginia	- DNP -			
N.C. State	- DNP -			
Clemson	2-7	22	0	1
Maryland ¹	5-8	54	1	1
Navy ²	7-9	76	0	0
Georgia Tech ³	9-15	156	0	0
Wake Forest ⁴	5-18	47	0	1
North Carolina ⁵	2-12	25	0	4

1973

Opponent	C-A	Yds	TD	Int
Tennessee ⁶	6-13	95	0	1
Washington ⁷	7-13	74	2	2
Virginia ⁸	9-19	155	0	1
Purdue ⁹	3-8	48	1	1
Tulane ¹⁰	0-1	0	0	0
Clemson	1-5	-5	0	2
Maryland	0-1	0	0	0
Georgia Tech ¹¹	8-14	81	0	0
Wake Forest ¹²	3-9	45	0	1
N.C. State ¹³	1-8	4	0	3
North Carolina	0-0	0	0	0

Year	G/GS	Cmp	Att	Pct.	Yards	TD	Int
1972	7/5	30	69	.435	380	1	7
1973	11/8	38	91	.418	497	3	11
1974	11/0	0	0	0	0	0	0
Total	29/13	68	160	.425	877	4	18

- Born June 1, 1953
- Jersey #9
- Lettered three seasons (1972-73-74)
- Scheduled to start at QB in 1972, but suffered shoulder injury one week prior to the season; attempted to throw left-handed following injury to no avail
- Returned in week two against No. 12 Washington on September 16, starting at tailback; in the 14-6 road loss to the Huskies, rushed 16 times for 47 yards in two quarters before suffering ankle injury; would miss the next three games; returned at QB, starting five of the last six games as Duke went 4-2
- First career start came against Maryland on October 21, 1972; ACC Offensive Back of the Week after completing 5-of-8 (.625) passes for 54 yards with one TD and one INT while rushing 19 times for 114 yards and one TD in a 20-14 home win
- ACC Rookie of the Week after completing 9-of-15 (.600) passes for 156 yards against Georgia Tech on November 4, 1972, in a 20-14 home win
- Rushed for 462 yards in 1972, the seventh-highest single-season total by a Duke QB
- Started eight games at QB in 1973 before moving to defensive back for senior season (1974)
- Led Duke to a 23-21 come-from-behind win over Washington on September 22, 1973; completed 7-of-13 (.538) passes for 74 yards with two TDs and two INTs; threw game-winning 11-yard TD pass to Randy Cobb with 1:37 remaining in the fourth quarter
- In 1972, recipient of the ACC's Brian Piccolo Award, an honor presented annually to the most courageous football player in the league
- Duke captain, 1973
- Career rushing: 210-715 (3.40 avg.); 6 TDs
- Career receiving: 1-9 (9.00 avg.)
- Career defense: 1 INT

Daniel Jones

Charlotte, N.C.

2016

Opponent	C-A	Yds	TD	Int
N.C. Central ¹	10-15	189	2	0
Wake Forest ²	31-48	332	0	1
Northwestern ³	27-48	563	0	1
Notre Dame ⁴	24-32	290	3	1
Virginia ⁵	33-54	324	1	5
Army West Point ⁶	7-15	41	1	0
Louisville ⁷	14-21	129	2	0
Georgia Tech ⁸	22-36	305	2	1
Virginia Tech ⁹	18-31	148	0	0
North Carolina ¹⁰	22-34	240	1	0
Pittsburgh ¹¹	28-46	243	1	0
Miami ¹²	34-50	316	3	0

2017

Opponent	C-A	Yds	TD	Int
N.C. Central ¹³	19-25	213	2	0
Northwestern ¹⁴	29-45	305	2	1
Baylor ¹⁵	20-35	184	0	1
North Carolina ¹⁶	18-34	202	1	0
Miami ¹⁷	21-41	166	0	1
Virginia ¹⁸	14-42	124	1	2
Florida State ¹⁹	22-35	204	0	0
Pittsburgh ²⁰	15-33	272	2	1
Virginia Tech ²¹	10-24	82	0	1
Army West Point ²²	19-29	164	0	1
Georgia Tech ²³	18-26	177	2	0
Wake Forest ²⁴	25-44	346	2	3
Northern Illinois ²⁵	27-40	252	2	0

2018

Opponent	C-A	Yds	TD	Int
Army West Point ²⁶	13-17	197	1	0
Northwestern ²⁷	16-22	192	3	0
Baylor	- DNP -			
N.C. Central	- DNP -			
Virginia Tech ²⁸	23-35	226	1	1
Georgia Tech ²⁹	17-27	206	3	1
Virginia ³⁰	22-40	240	1	2
Pittsburgh ³¹	27-42	396	4	0
Miami ³²	17-35	130	0	1
North Carolina ³³	31-54	361	3	1
Clemson ³⁴	24-43	158	0	0
Wake Forest ³⁵	17-36	145	1	1
Temple ³⁶	30-41	423	5	2

Year	G/GS	Cmp	Att	Pct.	Yards	TD	Int
2016	12/12	270	430	.638	2,836	16	9
2017	13/13	257	453	.567	2,691	14	11
2018	11/11	237	392	.605	2,674	22	9
Total	36/36	764	1,275	.599	8,201	52	29

- Born May 27, 1997
- Jersey #17
- Lettered three seasons (2016-17-18)
- Redshirted in 2015
- Named No. 1 QB following injury (Achilles) to returning starter Thomas Sirk in August, 2016
- Collegiate debut and first start came on September 3, 2016, against N.C. Central; completed 10-of-15 (.667) passes for 189 yards with two TDs while rushing twice for 28 yards and one TD in a 49-6 home win; against the Eagles, set school single-game records for highest average yards per passing attempt by a freshman (12.60) and highest pass efficiency rating by a freshman (216.51)
- Matched school single-game record for most total offensive plays by a freshman (67) in a 24-14 home loss to Wake Forest on September 10, 2016
- ACC Rookie of the Week, Manning Award Star of the Week and Davey O'Brien Award "Great 8" Performer of the Week after completing 24-of-32 (.750) passes for 290 yards with three TDs in a 38-35 road win over Notre Dame on September 24, 2016; against the Fighting Irish, engineered game-winning, 10-play, 44-yard scoring drive for a 19-yard FG by AJ Reed with 1:24 remaining in the fourth quarter and matched school single-game records for most TD passes of 20+ yards (3) and highest pass completion by a freshman (.750)
- ACC Rookie of the Week after completing 22-of-36 (.611) passes for 305 yards with two TDs and one INT in a 38-35 road loss to Georgia Tech on October 29, 2016
- ACC Rookie of the Week and Manning Award Star of the Week after

completing 22-of-34 (.647) passes for 240 yards with one TD and two rushing TDs in a 28-27 home win over No. 15 North Carolina on November 10, 2016; against the Tar Heels, threw game-winning three-yard TD pass to TE Davis Koppenhaver with 2:10 remaining in the third quarter

- ACC Rookie of the Week after completing 34-of-50 (.680) passes for 316 yards with three TDs in a 40-21 road loss to Miami on November 26, 2016
- In 2016, set school single-season records for most passing yards by a freshman (2,836), highest pass completion percentage by a freshman (.638), most TD passes by a freshman (16), most games with 20+ pass completions by a freshman (8), most games with 30+ pass completions by a freshman (3), most pass attempts by a freshman (430), most pass completions by a freshman (270), highest average yards per pass attempt by a freshman (6.60), highest pass efficiency rating by a freshman (126.28), most games with 100+ passing yards by a freshman (11), most games with 200+ passing yards by a freshman (8), most games with 300+ passing yards by a freshman (4), total TD responsibility by a freshman (23), most total offensive yards by a freshman (3,322) and most total offensive plays by a freshman (571)
- In 2016, ranked among the ACC leaders in pass completions per game (4th; 22.50), pass completion percentage (5th; .638), total offensive yards per game (6th; 276.8), passing yards per game (8th; 236.3), total points responsible (8th; 138), passing TDs (10th; 16), pass efficiency rating (10th; 126.28), red zone rushing TDs (10th; 7) and rushing TDs (12th; 7); nationally, ranked 15th in completions per game, 28th in completion percentage, 32nd in total offensive yards per game, 43rd in passing yards, 47th in passing yards per game and 54th in total points responsible; among freshmen nationally, ranked first in pass completions, first in passing attempts, first in total offensive yards per game, second in total plays, third in pass completion percentage, fourth in total offensive yards, fifth in passing yards, fifth in passing yards per game, seventh in passing TDs and seventh in pass efficiency rating
- Opened the 2017 season with 29 pass attempts without an INT to push his streak to 202 dating back to 2016 and establish the second-longest run in school history, behind only Thaddeus Lewis, who threw 206 consecutive passes without an INT over the 2007-08 seasons
- Became the second player in Duke history to post 300+ passing yards and 100+ rushing yards in a single game by completing 29-of-45 (.644) passes for 305 yards and two TDs while rushing 16 times for 108 yards and two TDs in a 41-17 home win over Northwestern on September 9, 2017, joining Brandon Connette (323 passing yards & 101 rushing yards vs. Pittsburgh, 2013)
- Quick Lane Bowl MVP after completing 27-of-40 (.675) passes for 252 yards and two TDs while rushing 16 times for 86 yards and one TD in a 36-14 win over Northern Illinois on December 26, 2017
- Set Quick Lane Bowl record for pass completions (27) while matching bowl game standard for TD passes (2) with Gary Nova of Rutgers (2014), Perry Hills of Maryland (2016) and Patrick Towles of Boston College (2016); engineered a Duke offense that established Quick Lane Bowl team records for total offensive plays (92) and time of possession (38:21) while matching bowl standards for total TDs (5), first downs (27) and rushing TDs (3); set Duke bowl game record for most pass attempts without an INT (40)
- Set school single-season record for most total offensive plays with 614 (161 rush & 453 pass) in 2017
- In 2017, was one of six QBs among Power 5 schools to amass 2,500+ passing yards and 500+ rushing yards, joining Ohio State's J.J. Barrett, Clemson's Kelly Bryant, Louisville's Lamar Jackson, Michigan State's Brian Lewerke and Wake Forest's John Wolford
- In 2017, ranked among the ACC leaders in pass attempts (3rd; 453), pass completions (4th; 257), pass completions per game (6th; 19.77), passing yards per game (8th; 207.00), total offensive yards per game (8th; 246.85), TD passes (t8th; 14) and pass completion percentage (10th; .567); nationally, ranked 35th in pass completions per game, 46th in total offensive yards per game, 53rd in passing yards and 72nd in total points responsible
- ACC Quarterback of the Week and Manning Award Star of the Week after completing 16-of-22 (.727) passes for 192 yards and three TDs in a 21-7 road win over Northwestern on September 8, 2019; late in the third quarter, suffered fractured clavicle, underwent surgery on September 9 and would miss the next two games against Baylor and N.C. Central; returned to the lineup on September 29 and completed 23-of-35 (.657) passes for 226 yards and one TD in a 31-14 home loss to Virginia Tech
- ACC Quarterback of the Week and Manning Award Star of the Week after completing 31-of-54 (.574) passes for 361 yards and three TDs while rushing 15 times for 186 yards and one TD in a 42-35 home win over North Carolina on November 10; against the Tar Heels, established Duke single-game records for total offensive yards (547), eclipsing the previous standard of 476 set by Anthony Dilweg against Wake Forest in 1988, and rushing yardage by a QB, bettering the previous mark of 168 set by Mike Dunn versus Georgia Tech in 1976;

became just the third player in ACC history to record multiple games with 300+ passing and 100+ rushing yards, joining Louisville's Lamar Jackson (5) and Clemson's Tajh Boyd (2); additionally, the 547-yard performance ranked as the fifth-highest single-game outing in ACC history, trailing only Louisville's Lamar Jackson (610 vs. Syracuse, 2016), Clemson's Deshaun Watson (588 vs. Pittsburgh, 2016), Miami's Stephen Morris (568 vs. N.C. State, 2012) and Wake Forest's Rusty LaRue (554 vs. N.C. State, 1995)

- Walk-On's Independence Bowl Offensive Player of the Game after completing 30-of-41 (.732) passes for 423 yards and five TDs while rushing for one additional score in a 56-27 win over Temple on December 26, 2018

- Set Walk-On's Independence Bowl records for passing yards, total TD responsibility and TD passes; directed a Duke offense that established Walk-On's Independence Bowl records for total points (56), TDs (8), passing TDs (5), most points in a second half (35) and most points in a third quarter (21; tie); set Duke bowl game records for passing yards in a quarter (180; 3rd), pass completion percentage in a half (.809 [17-of-21]; 2nd), pass efficiency rating (190.32), average yards per pass attempt (10.32), TD passes in a half (3; 2nd), TD passes, total TD responsibility and longest pass (85 yards to WR T.J. Rahming)

- In 2018, ranked among the ACC leaders in pass completions per game (2nd 21.55), third in passing yards per game (3rd; 243.09), total offensive yards per game (4th; 272.09), total points responsible for per game (4th; 13.60), passing TDs (5th; 22), pass completion percentage (6th; .605), pass efficiency rating (7th; 131.69) and total points responsible for (8th; 150) ... nationally, ranked 19th in pass completions per game, 26th in total offensive yards per game, 29th in passing yards per game, 34th in total points responsible for per game, 38th in passing TDs and 50th in total points responsible for

- In 2018, matched Duke single-season standards for most games with 3+ TD passes (5), most games with 4+ TD passes (2), TD passes of 20+ yards (11) and TD passes of 50+ yards (5)

- Completed career holding Blue Devil all-time records for pass attempts per game (35.42), TD-to-INT ratio (1.79:1), pass completion-to-INT ratio (26.34:1), pass attempt-to-INT ratio (43.97:1), total offensive yards per game and total offensive plays per game (46.69) and sharing the school career standard for TD passes of 50+ yards (10)

- HM Freshman All-America, 2016 (*Campus Insiders*)
- Runner-up in the balloting behind recipient Deondre Francois, Florida State's quarterback, for both ACC Offensive Rookie of the Year and ACC Rookie of the Year by the Atlantic Coast Sports Media Association, 2016

- Finished third in the balloting for both ACC Offensive Rookie of the Year and ACC Rookie of the Year by the league's head coaches, 2016
- Duke MVP, 2016

- 2nd team Freshman All-ACC, 2016 (*Athlon Sports*)

- Academic All-ACC, 2016

- Counselor, Manning Passing Academy, 2017

- Duke captain, 2017

- Academic All-ACC, 2017

- MVP, Quick Lane Bowl, 2017

- ACC All-Bowl Team, 2017 (*ESPN*)

- Counselor, Manning Passing Academy, 2018

- Duke captain, 2018

- Duke MVP, 2018

- Academic All-ACC, 2018

- Walk-On's Independence Bowl Offensive Player of the Game, 2018

- Career rushing: 406-1,323 (3.26 avg.; 17 TD)

- Career receiving: 2-6 (3.00 avg.)

- Career punting: 5-170 (34.00 avg.)

- Career tackles: 2-0=2

- On December 31, 2018, declared intention to forgo final season of collegiate eligibility and enter the 2019 NFL Draft

- On January 26, 2019, named MVP of the Reese's Senior Bowl after completing eight-of-11 (.727) passes for 115 yards and one TD while rushing for another score in a 34-24 North team victory in Mobile, Ala.

- On March 1-2, 2019, participated in the annual NFL Combine in Indianapolis, Ind.

- On April 25, 2019, was the No. 6 overall selection in the 2019 NFL Draft by the New York Giants, becoming the highest Blue Devil draft pick since Mike Junkin went No. 5 overall to the Cleveland Browns in 1987, and just the seventh Duke player to be selected in the first round; became just the third QB selected by the Giants in the first round, joining Phil Simms (1979) and Philip Rivers (2004)

- Made NFL debut on September 6, 2019 vs. Dallas; completed 3-of-4 (.750) passes for 17 yards while rushing once for 5 yards

- NFC Offensive Player of the Week after completing 23-of-36 (.639) passes for 336 yards and 2 TDs while rushing four times for 28 yards and 2 TDs in a 32-31 road win over Tampa Bay in first career NFL start on September 22, 2019; became the first rookie QB in the Super Bowl era and just the second overall QB to throw for 300+ yards and 2+ TDs and run for 2+ TDs in a starting debut, joining Detroit's Eric Hipple (336 yards & 4 TDs + 2 rushing TDs) in a 48-17 victory over Chicago

- on October 19, 1981; became the first Giants rookie quarterback to win his initial career start since Scott Brunner on December 7, 1980 in a 27-21 victory at Seattle; became the first quarterback whose team overcame an 18-point deficit to win in his first career start since December 14, 1997, when Jon Kitna and the Seattle Seahawks fell behind the Raiders in Oakland, 21-3, before rallying for a 22-21 victory
- First career NFL TD pass covered 75-yards to TE Eric Engram, marking the longest first scoring pass by Giants quarterback since Jeff Hostetler's 85-yard TD pass to Stephen Baker at New Orleans on November 26, 1988

- On September 29, 2019, completed 23-of-31 (.742) passes for 225 yards with one TD and two INTs in a home 24-3 victory over Washington; became the first Giants QB to win his first two starts since Danny Kanell in 1997 and the first Giants rookie to do so since Phil Simms in 1979; according to the Elias Sports Bureau, Jones became the 12th quarterback selected in the first round of the draft since the 1970 merger to win each of his first two starts with both starts coming in their rookie year

- On October 27, 2019, completed 28-of-41 (.683) passes for 322 yards with four TDs and zero INTs in a 31-26 road loss over Detroit; became just the second rookie quarterback in NFL history to avoid an INT while throwing for 300+ yards and 4+ TDs, joining Tennessee's Marcus Mariota, who threw for 371 yards with four TDs and zero INTs on November 8, 2015 in a 34-28 road victory over New Orleans

- Pepsi NFL Rookie of the Week after completing 28-of-42 (.667) passes for 352 yards with 5 TDs and zero INTs in a 41-34 OT home victory over Washington on December 22, 2019; became the first rookie in NFL history with 350+ passing yards, 5+ TD passes and zero INTs in a game and the fifth rookie in NFL history to throw 5+ TD passes in a game, joining Detroit's Matthew Stafford (vs. Cleveland on November 22, 2009), Tampa Bay's Jameis Winston (at Philadelphia on November 22, 2015), Houston's Deshaun Watson (vs. Kansas City on October 8, 2017) and Chicago's Ray Buivid (vs. the Chicago Cardinals on December 5, 1937 at Wrigley Field)

- In 2019, Jones set Giants franchise rookie records for attempts (459), pass completions (284), passing yards (3,027) and TD passes (24); all four standards were previously held by Charley Conerly (299 pass attempts, 162 pass completions, 2,175 passing yards & 22 TD passes in 1948); the 24 TD passes led all rookie QBs and were the fourth-most by a rookie in NFL history, trailing only Baker Mayfield (27 in 2018), Peyton Manning (26 in 1998) and Russell Wilson (26 in 2012)

- In 2019, ranked among the NFL leaders in passing TDs (13th; 24), pass attempts (22nd; 459), pass completions (22nd; 284), pass completion percentage (24th; .619) and passing yards (24th; 3,027)

- In 2019, credited with one 4th Quarter Comeback (at Tampa Bay on September 22) and two Game-Winning Drives (at Tampa Bay on September 22 & at Washington [OT] on December 22)

- In 2019, Jones threw at 1+ TD pass in each of his first 12 career starts, marking the fourth-longest streak among QBs who started their careers since the 1970 merger, trailing Kurt Warner (23; 1999-00), Baker Mayfield (17; 2018-19) and Brad Johnson (15; 1996-97); Jones also threw 1+ TD pass in each of his last 12 games, marking the longest streak by a Giants quarterback since Eli Manning threw for a score in 12 straight games in 2008; the Giants' record is 15 consecutive games from 1962-64 by Y.A. Tittle

- In 2019, Jones finished on the team in rushing yardage with 289 yards, marking the third-highest total by a Giants quarterback in the Super Bowl era, trailing only Fran Tarkenton (306 yards in 1967 & 301 yards in 1968)

- In 2019, Jones joined Arizona's Kyler Murray and Jacksonville's Gardner Minshew as rookie QBs who passed for 20+ TDs, marking just the second season in NFL history in which at least three rookies accomplished the feat; in 2012, rookies Russell Wilson, Andrew Luck and Robert Griffin III all threw 20+ TD passes

- In 2019, Jones became the first rookie quarterback in NFL history with multiple games of 300+ passing yards and 4+ TD passes; he achieved the feat three times against Detroit (322 & 4; October 27), New York Jets (308 & 4; November 10) and Washington (352 & 5; December 22)

- In 2019, credited with a 3-9 record as a starting QB

- In 2020, elected a team captain

- In 2020, started 14 games; was inactive for games against Seattle (December 6; hamstring injury) & Cleveland (December 20; hamstring & ankle injuries)

- From November 2 vs. Tampa Bay to January 3 vs. Dallas, threw 177 consecutive passes without an INT

- In 2020, rushed 65 times for 423 yards marking the Giants' highest single-season rushing yardage total by a QB in the Super Bowl Era, eclipsing the previous standard held by Fran Tarkenton (306 yards in 1967)

- In 2020, led the NFL in rushing yards per attempt (6.51) among players with 50+ attempts; the average ranks as the second-highest in Giants history among players with 50+ carries, trailing only Ward Cuff (6.54 in 1943)

- On October 22, 2020, set Giants record longest rush by a QB in the Super Bowl Era (80 yards) in a 22-21 road loss to Philadelphia; the rush also set the NFL record for longest ground gain by a QB that did not result in a TD and matched the fourth-longest run in Giants history, trailing only Tiki Barber (95 yards vs. Oakland; Dec. 31, 2005), Hap Moran (91 yards vs. Green Bay; Nov. 23, 1930) & Ahmad Bradshaw (88 yards vs. Buffalo; Dec. 23, 2007)

- In 2020, credited with a 5-9 record as a starting QB

Career NFL Passing Statistics

> New York Giants (2019-20)

Year	G/GS	Cmp	Att	Pct.	Yards	TD	Int
2019	13/12	284	459	.619	3,027	24	12
2020	14/14	280	448	.625	2,943	11	10
Total	27/26	564	907	.622	5,970	35	22

Marcus Jones

Ringgold, Ga.

2005

Opponent	C-A	Yds	TD	Int
East Carolina	0-0	0	0	0
Virginia Tech	0-0	0	0	0
VMI	1-2	9	0	0
Virginia	0-0	0	0	0
Navy	0-0	0	0	0
Miami	0-2	0	0	0
Georgia Tech	0-0	0	0	0
Florida State	0-0	0	0	0
Wake Forest	1-2	-3	0	0
Clemson	0-0	0	0	0
North Carolina	0-1	0	0	1

2006

Opponent	C-A	Yds	TD	Int
Richmond ¹	2-6	11	0	0
Wake Forest	- DNP -			
Virginia Tech	6-8	71	0	0
Virginia	0-0	0	0	0
Alabama	0-0	0	0	0
Florida State	0-0	0	0	0
Miami	0-0	0	0	0
Vanderbilt	0-0	0	0	0
Navy	0-0	0	0	0
Boston College	0-0	0	0	0
Georgia Tech	0-0	0	0	0
North Carolina	0-0	0	0	0

Year	G/GS	Cmp	Att	Pct.	Yards	TD	Int
2005	11/0	2	7	.286	6	0	1
2006	11/1	8	14	.571	82	0	0
2007	12/0	0	0	.000	0	0	0
2008	12/0	0	0	.000	0	0	0
Total	46/1	10	21	.476	88	0	1

- Born November 24, 1986
- Jersey #6
- Lettered four seasons (2005-06-07-08)
- After seeing spot reserve duty at both QB and WR as a true freshman in 2005, started the season-opener on September 2, 2006, against Richmond at QB after incumbent starter Zack Asack was dismissed from school due to academic violation that summer; completed 2-of-6 (.333) passes for 11 yards in a 13-0 home loss; was replaced in the second quarter by true freshman Thaddeus Lewis
- Replaced in the starting lineup by Lewis in week two
- Pressed into action as a reserve in week three against No. 14 Virginia Tech when Lewis was forced to miss action due to head injury; completed 6-of-8 (.750) passes for 71 yards in a 36-0 road loss
- Played final two seasons at OLB, seeing action in all 24 games with 17 starting assignments
- Career rushing: 24-27 (1.13 avg.)
- Career receiving: 11-90 (8.18 avg.; 1 TD)
- Career defense: 79 tackles, 4.5 TFL, 1.0 sack, 3 PBUs, 1 FR & 1 INT
- Also started at WR (four games in 2005; two games in 2006) and LB (five games in 2007; 12 games in 2008)
- Lettered as an outfielder in baseball at Duke in 2009, playing in 17 games with six starting assignments while batting .269 (7-for-26) with three runs scored, one double, one triple and three RBI
- After graduating from Duke, transferred to Alabama A&M but waiver and appeal for immediate baseball eligibility (2010 season) were denied by the NCAA
- Signed free agent contract with the Baltimore Orioles in June, 2010
- Played seven games for the Gulf Coast League Orioles in 2010 and batted .227 (5-for-22) with three runs scored, four doubles and one RBI

Sonny Jurgensen

Wilmington, N.C.

1954

Opponent	C-A	Yds	TD	Int
Pennsylvania	0-0	0	0	0
Tennessee	0-2	0	0	0
Purdue	4-6	40	0	0
Army	0-2	0	0	1
N.C. State	1-2	7	0	0
Georgia Tech	0-1	0	0	0
Navy	2-6	51	0	2
Wake Forest	3-3	83	1	0
South Carolina	1-2	15	0	0
North Carolina	1-3	16	0	0

1955

Opponent	C-A	Yds	TD	Int
N.C. State ¹	2-6	20	0	1
Tennessee ²	7-10	88	0	0
William & Mary ³	4-5	63	1	0
Ohio State ⁴	8-11	120	0	1
Pittsburgh ⁵	6-9	112	1	0
Georgia Tech	- DNP -			
Navy ⁶	0-6	0	0	2
South Carolina ⁷	4-6	57	0	0
Wake Forest ⁸	4-10	55	0	1
North Carolina ⁹	2-6	21	0	2

1956

Opponent	C-A	Yds	TD	Int
South Carolina ¹⁰	2-9	20	0	1
Virginia ¹¹	4-6	52	1	0
Tennessee	- DNP -			
SMU	5-6	93	0	0
Pittsburgh	0-2	0	0	0
N.C. State	1-1	7	1	0
Georgia Tech ¹²	2-4	41	0	0
Navy ¹³	11-21	121	0	3
Wake Forest ¹⁴	0-4	0	0	0
North Carolina ¹⁵	3-6	46	0	2

Year	G/GS	Cmp	Att	Pct.	Yards	TD	Int
1954	10/0	12	27	.444	212	1	3
1955	9/9	37	69	.536	536	2	7
1956	9/6	28	59	.475	380	2	6
Total	28/15	77	155	.497	1,128	5	16

- Born August 23, 1934
- Jersey #38 and #18
- Lettered three seasons (1954-55-56)
- No. 2 QB in 1954 behind Jerry Barger
- In Duke's 34-7 win over Nebraska in the Orange Bowl on January 1, 1955, threw one incomplete pass while rushing three times for nine yards
- In Duke's 20-14 win at No. 14 Ohio State on October 15, 1955, scored game-winning TD with 13:13 left in the fourth period on a 1-yard rush and then preserved the victory with a defensive INT on the game's final snap
- Duke's starting QB in 1955, but missed the Georgia Tech game on October 29 due to ankle injury
- Prior to the 1956 season, referred to by Duke head coach Bill Murray as the "best Split-T quarterback in the nation"
- As returning starter in 1956, suffered knee injury in week two against Virginia on September 29 and sat out the Tennessee game a week later
- Returned to action against SMU on October 13, coming off the bench to replace an ineffective Bob Brodhead late in the second quarter with Duke trailing, 6-0; guided a scoring drive that resulted in the go-ahead TD on the final play of the first half as well as one TD in the second half in the 14-6 home win
- Continued to play in reserve fashion against Pittsburgh (October 20) and N.C. State (October 27) before resuming starting role against Georgia Tech (November 3)
- Career rushing: 99-109 (1.10 avg.; 5 TDs)
- Career kickoff return: 5-121 (24.20 avg.)
- Career punt return: 10-31 (3.10 avg.)
- Career punting: 8-256 (32.00 avg.)
- Career defense: 10 INTs
- 1st team All-ACC, 1956
- HM All-America, 1956 (Associated Press)
- Matched school record by recording one interception in four consecutive games in 1954 (Tennessee, Purdue, Army & N.C. State)
- Represented Duke in the North-South Game

- Fourth round selection (43rd overall pick) of the Philadelphia Eagles in the 1957 NFL Draft
- Played 18 seasons with the Philadelphia Eagles (1957-63) and Washington Redskins (1964-74)
- Served as backup to Bobby Thompson (1957) and Hall of Famer Norm van Brocklin (1958-59-60) in Philadelphia before taking starting reins in 1961
- Traded on April 1, 1964 from Philadelphia to Washington in exchange for QB Norm Snead and CB Claude Crabb
- Captured five NFL passing titles (1961, 1962, 1966, 1967 & 1969)
- Led the NFL in passing TDs twice (1961 & 1967)
- Shares NFL record for longest pass completion with 99-yard effort to Gerry Allen on September 15, 1968, against the Chicago Bears
- Threw for 3,000+ yards in five seasons, 300+ yards in 25 games and 400+ yards in five games
- Rushed for 493 career yards and 15 TDs
- Five-time Pro Bowl selection (1961, 1964, 1966, 1967 & 1969)
- Two-time First Team All-Pro pick (1961 & 1969)
- Helped Philadelphia to the NFL championship in 1960
- Helped Washington to four playoff berths
- Retired as the NFL's all-time leading passer
- Inducted into the North Carolina Sports Hall of Fame in 1971
- Inducted into the Duke Sports Hall of Fame on April 7, 1979
- Inducted into the Pro Football Hall of Fame on July 30, 1983
- Inducted into the Orange Bowl Hall of Honor in January, 2004

Career NFL Passing Statistics

> Philadelphia Eagles (1957-63)

> Washington Redskins (1964-74)

Year	G/GS	Cmp	Att	Pct.	Yards	TD	Int
1957	10/5	33	70	.471	470	5	8
1958	12/0	12	22	.545	259	0	1
1959	12/0	3	5	.600	27	1	0
1960	12/0	24	44	.545	486	5	1
1961	14/14	235	416	.565	3,723	32	24
1962	14/13	196	366	.536	3,261	22	26
1963	9/9	99	184	.538	1,413	11	13
1964	14/14	207	385	.538	2,934	24	13
1965	13/13	190	356	.534	2,367	15	16
1966	14/14	254	436	.583	3,209	28	19
1967	14/14	288	508	.567	3,747	31	16
1968	12/12	167	292	.572	1,980	17	11
1969	14/14	274	442	.620	3,102	22	15
1970	14/14	202	337	.599	2,354	23	10
1971	5/1	16	28	.571	107	0	2
1972	7/4	39	59	.661	633	2	4
1973	14/4	87	145	.600	904	6	5
1974	14/4	107	167	.641	1,185	11	5
Total	218/149	2,433	4,262	.571	32,224	255	189

Daniel Karlin

Providence, R.I.

2020	C-A	Yds	TD	Int
Notre Dame	- DNP -			
Boston College	- DNP -			
Virginia	- DNP -			
Virginia Tech	- DNP -			
Syracuse	0-0	0	0	0
N.C. State	- DNP -			
Charlotte	- DNP -			
North Carolina	- DNP -			
Georgia Tech	- DNP -			
Miami	- DNP -			
Florida State	0-0	0	0	0

Year	G/GS	Cmp	Att	Pct.	Yards	TD	Int
2020	2/0	0	0	.000	0	0	0
Total	2/0	0	0	.000	0	0	0

- Born January 11, 1999
- Jersey #0
- Lettered one season (2020)
- Collegiate debut came on October 10, 2020, in 38-24 road win over Syracuse
- On December 12, 2020, scored first career TD on one-yard rush in 56-35 road loss to Florida State
- Career rushing: 1-1 (1.00 avg.; 1 TD)

Chris Katrenick

Algonquin, Ill.

2018	C-A	Yds	TD	Int
Army West Point	- DNP -			
Northwestern	- DNP -			
Baylor	- DNP -			
N.C. Central	5-12	54	1	0
Virginia Tech	- DNP -			
Georgia Tech	- DNP -			
Virginia	- DNP -			
Pittsburgh	- DNP -			
Miami	- DNP -			
North Carolina	- DNP -			
Clemson	- DNP -			
Wake Forest	- DNP -			
Temple	0-0	0	0	0

2019	C-A	Yds	TD	Int
Alabama	- DNP -			
North Carolina A&T	1-2	19	0	1
Middle Tennessee	- DNP -			
Virginia Tech	0-0	0	0	0
Pittsburgh	- DNP -			
Georgia Tech	- DNP -			
Virginia	2-4	30	1	0
North Carolina	- DNP -			
Notre Dame	0-3	0	0	0
Syracuse	0-4	0	0	0
Wake Forest	- DNP -			
Miami	- DNP -			

2020	C-A	Yds	TD	Int
Notre Dame	- DNP -			
Boston College	- DNP -			
Virginia	2-3	40	0	0
Virginia Tech	- DNP -			
Syracuse	- DNP -			
N.C. State	- DNP -			
Charlotte	- DNP -			
North Carolina	- DNP -			
Georgia Tech	- DNP -			
Miami	- DNP -			
Florida State	- DNP -			

Year	G/GS	Cmp	Att	Pct.	Yards	TD	Int
2018	2/0	5	12	.417	54	1	0
2019	5/0	3	13	.231	49	1	1
2020	1/0	2	3	.667	40	0	0
Total	8/0	10	28	.357	143	2	1

- Born August 30, 1998
- Jersey #15
- Redshirted in 2017
- No. 3 QB behind Daniel Jones & Quentin Harris in 2018
- Collegiate debut came on September 22, 2018, against N.C. Central; completed five-of-12 (.417) passes for 54 yards and one TD in a 55-13 home win
- No. 2 QB behind Quentin Harris in 2019
- No. 2 QB along with Gunnar Holmberg behind Chase Brice in 2020
- Departed the program on October 22, 2020
- Career rushing: 18-44 (2.44 avg.; 1 TD)
- Transferred to Eastern Illinois

David Kraft

Upper St. Clair, Pa.

1972	C-A	Yds	TD	Int
Alabama	- DNP -			
Washington	- DNP -			
Stanford	- DNP -			
Virginia	1-4	17	0	1
N.C. State	- DNP -			
Clemson	- DNP -			
Maryland	- DNP -			
Navy	- DNP -			
Georgia Tech	- DNP -			
Wake Forest	- DNP -			
North Carolina	- DNP -			

Year	G/GS	Cmp	Att	Pct.	Yards	TD	Int
1972	1/0	1	4	.250	17	0	1
Total	1/0	1	4	.250	17	0	1

- Born January 20, 1953
- Jersey #7
- Played on the freshman team in 1970; completed 28-of-50 (.560) passes for 409 yards with four TDs
- Career rushing: 1-4 (4.00 avg.)

Dortch Langston

Goldboro, N.C.

1957	C-A	Yds	TD	Int
South Carolina	- DNP -			
Virginia	- DNP -			
Maryland	- DNP -			
Rice	- DNP -			
Wake Forest	0-1	0	0	0
N.C. State	- DNP -			
Georgia Tech	- DNP -			
Navy	- DNP -			
Clemson	- DNP -			
North Carolina	- DNP -			

1958	C-A	Yds	TD	Int
South Carolina	- DNP -			
Virginia	- DNP -			
Illinois	- DNP -			
Baylor	- DNP -			
Notre Dame	- DNP -			
N.C. State	- DNP -			
Georgia Tech	- DNP -			
LSU	- DNP -			
Wake Forest	0-0	0	0	0
North Carolina	- DNP -			

Year	G/GS	Cmp	Att	Pct.	Yards	TD	Int
1957	1/0	0	1	.000	0	0	0
1958	1/0	0	0	.000	0	0	0
Total	2/0	0	1	.000	0	0	0

- Born May 16, 1937
- Jersey #19
- Lettered one season (1958)

Dave Lerps

Tuckahoe, N.Y.

1952

Opponent	C-A	Yds	TD	Int
Washington & Lee	- DNP -			
SMU	- DNP -			
Tennessee	- DNP -			
South Carolina	1-1	7	0	0
N.C. State	- DNP -			
Virginia	- DNP -			
Georgia Tech	- DNP -			
Navy	- DNP -			
Wake Forest	- DNP -			
North Carolina	- DNP -			

1953

Opponent	C-A	Yds	TD	Int
South Carolina	- DNP -			
Wake Forest	- DNP -			
Tennessee	- DNP -			
Purdue	- DNP -			
Army	- DNP -			
N.C. State	0-1	0	0	0
Virginia	0-2	0	0	0
Navy	- DNP -			
Georgia Tech	- DNP -			
North Carolina	0-0	0	0	0

Year	G/GS	Cmp	Att	Pct.	Yards	TD	Int
1952	1/0	1	1	1.000	7	0	0
1953	3/0	0	3	.000	0	0	0
Total	4/0	1	4	.250	7	0	0

- Born June 28, 1931
- Jersey #39
- Lettered two seasons (1952-53)
- Not expected to play in 1953, but was invited by coach Bill Murray following an injury to QB Worth Lutz in week two against Wake Forest
- Pressed into action against N.C. State on October 24, 1953, due to injuries to QBs Jerry Barger and Worth Lutz; played the majority of the second half in Duke's 31-0 home win, throwing one incomplete pass in the game; also returned one punt 75 yards for a TD
- Punted four times for 144 yards (36.0) in 1953
- Career rushing: 8-17 (2.13 avg.; 1 TD)
- Career punt return: 4-101 (25.25 avg.; 1 TD)
- Career punting: 4-144 (36.00 avg.)

Thaddeus Lewis

Opa-Locka, Fla.

2006

Opponent	C-A	Yds	TD	Int
Richmond	15-24	148	0	0
Wake Forest ¹	21-32	305	1	0
Virginia Tech ²	2-6	10	0	0
Virginia ³	11-25	121	0	3
Alabama ⁴	7-18	74	1	2
Florida State ⁵	19-41	255	1	0
Miami ⁶	21-40	284	1	4
Vanderbilt ⁷	10-25	103	0	2
Navy ⁸	15-22	181	1	0
Boston College ⁹	20-40	131	0	2
Georgia Tech ¹⁰	19-32	237	2	1
North Carolina ¹¹	20-35	285	4	2

2007

Opponent	C-A	Yds	TD	Int
Connecticut ¹²	14-28	148	1	3
Virginia ¹³	14-30	137	1	1
Northwestern ¹⁴	19-23	246	3	0
Navy ¹⁵	23-36	428	4	1
Miami ¹⁶	18-27	241	2	0
Wake Forest ¹⁷	21-47	291	4	2
Virginia Tech ¹⁸	13-24	119	1	1
Florida State ¹⁹	16-30	198	1	1
Clemson ²⁰	15-26	160	1	1
Georgia Tech ²¹	12-29	122	1	0
Notre Dame ²²	16-33	121	0	0
North Carolina ²³	18-27	219	2	0

2008

Opponent	C-A	Yds	TD	Int
James Madison ²⁴	17-28	141	2	0
Northwestern ²⁵	24-42	256	0	0
Navy ²⁶	25-35	317	3	0
Virginia ²⁷	18-32	160	2	2
Georgia Tech ²⁸	15-28	97	0	1
Miami ²⁹	12-28	130	2	0
Vanderbilt ³⁰	21-36	222	1	0
Wake Forest ³¹	18-26	229	2	2
N.C. State ³²	37-52	317	2	0
Clemson ³³	3-5	24	0	0
Virginia Tech	- DNP -			
North Carolina ³⁴	34-49	278	1	1

2009

Opponent	C-A	Yds	TD	Int
Richmond ³⁵	34-55	350	2	0
Army ³⁶	5-16	60	1	0
Kansas ³⁷	16-27	184	0	2
N.C. Central ³⁸	17-25	189	2	0
Virginia Tech ³⁹	22-40	359	2	0
N.C. State ⁴⁰	40-50	459	5	0
Maryland ⁴¹	30-43	371	2	1
Virginia ⁴²	24-40	343	1	1
North Carolina ⁴³	16-33	113	0	1
Georgia Tech ⁴⁴	22-35	212	1	1
Miami ⁴⁵	20-37	303	1	1
Wake Forest ⁴⁶	28-48	387	3	1

Year	G/GS	Cmp	Att	Pct.	Yards	TD	Int
2006	12/11	180	340	.529	2,134	11	16
2007	12/12	199	360	.553	2,430	21	10
2008	11/11	224	361	.620	2,171	15	6
2009	12/12	274	449	.610	3,330	20	8
Total	47/46	877	1,510	.581	10,065	67	40

- Born November 19, 1987
- Jersey #9
- Lettered four seasons (2006-07-08-09)
- First career action came as a true freshman in September 2, 2006, season opener against Richmond; completed 15-of-24 (.625) passes for 148 yards in a 13-0 home loss
- First career start came in week two against Wake Forest on September 9, 2006; completed 21-of-32 (.656) passes for 305 yards and one TD in a 14-13 road loss
- In 2006, established then school single-season freshman records for pass completions (180), pass attempts (340), passing yards (2,134), total offensive yards (2,060), total offensive plays (439), pass efficiency (106.93), 100-yard passing games (10), 200-yard passing games (5), games with 20+ pass completions (4) and average yards per pass

attempt (6.28)

- Ranked fifth in the ACC in total offense (171.7 ypg) in 2006
- On September 15, 2007, led Duke to a 20-14 win over Northwestern by completing 19-of-23 (.826) passes for 246 yards and three TDs; completion percentage ranks fourth-best on school single-game chart while the pass efficiency rating of 215.49 is the sixth-highest in school history
- Equaled school single-game record for most TD passes by a combination (4 to Eron Riley) against Navy on September 22, 2007
- In 2007, set the then school single-season record for 100-yard passing games (12)
- ACC Offensive Back of the Week after completing 25-of-35 (.714) passes for 317 yards and three TDs against Navy on September 13, 2008, in a 41-31 home win
- Started 33 consecutive games before missing Virginia Tech (November 22, 2008) contest after suffering an ankle injury against Clemson (November 15, 2008)
- In 2008, set school single-season record for touchdown-to-interception ratio (2:50:1). Matched the ratio in 2009
- Set school single-game record for pass attempts without an interception (55) against Richmond on September 5, 2009, and held the standard until Sean Renfree threw 59 passes without an interception against Miami on November 24, 2013
- ACC Offensive Back of the Week and Walter Camp Foundation National Player of the Week selection after completing 40-of-50 (.800) passes for 459 yards and five TDs while rushing for one TD against N.C. State on October 10, 2009, in 49-28 road win
- Set school single-game record for pass completions with 40 vs. N.C. State on October 10, 2009, and held the standard until Sean Renfree completed 41 passes against Boston College on September 17, 2011
- Matched school single-game record for touchdown responsibility (6 on 5 pass & 1 rush) against N.C. State on October 10, 2009
- Broke Ben Bennett's school career passing TD record (55) against N.C. State on October 10, 2009; finished career with 67
- ACC Offensive Back of the Week after completing 24-of-40 (.600) passes for 343 yards and one TD in a 28-17 road win over Virginia on October 31, 2009
- Broke Ben Bennett's school career passing record (9,614) against Miami on November 21, 2009; finished career with 10,065
- In final collegiate game against Wake Forest on November 28, 2009, became the second player in ACC history (N.C. State's Philip Rivers) and 60th player in NCAA history to surpass 10,000 passing yards
- Ranked first in the ACC and 10th nationally in passing yards per game (277.5) in 2009
- Closed career holding or sharing 60+ school records
- HM Freshman All-America, 2006 (*Sporting News*)
- Academic All-ACC, 2007
- 2nd team All-ACC, 2008
- Finalist, Davey O'Brien Award, 2009
- 2nd team All-ACC, 2009
- Duke captain, 2009
- Career rushing: 350-(-78) (-0.23 avg.; 9 TDs)
- On February 6, 2010, participated in the fourth annual Texas vs. The Nation All-Star Challenge; completed 3-of-5 (.600) passes for 30 yards
- Participated in the 2010 NFL Scouting Combine in Indianapolis, Ind., from February 24-March 2, 2010
- Signed free agent contract with the NFL's St. Louis Rams on April 25, 2010; was waived on September 18, 2010
- Signed to the St. Louis Rams practice squad on September 21, 2010; signed free agent contract on January 4, 2011; was waived on September 3, 2011
- Claimed off of waivers by the Cleveland Browns on September 4, 2011; was waived on October 11, 2012; signed to the Browns' practice squad on October 13, 2012; elevated to active roster on December 24, 2012
- Made NFL debut as starting QB for the Browns on December 30, 2012 vs. Pittsburgh; completed 22-of-32 (.688) passes for 204 yards with 1 TD & 1 INT in a 24-10 road loss
- Waived by the Cleveland Browns on May 23, 2013
- Claimed off waivers by the Detroit Lions on May 28, 2013
- Traded to the Buffalo Bills for LB Chris White on August 25, 2013
- Waived by the Buffalo Bills on August 31, 2013
- Signed to the Buffalo Bills practice squad on September 1, 2013; elevated to active roster on October 7, 2013, and named starting QB for October 13 game vs. Cincinnati Bengals
- Made Buffalo Bills debut on October 13, 2013, vs. Cincinnati; completed 19-of-32 (.594) passes for 216 yards with 2 TDs while rushing 7 times for 17 yards and 1 TD in a 27-24 OT home loss
- Earned first career win as an NFL QB on October 20, 2013, vs. Miami; completed 21-of-32 (.656) passes for 202 yards with one INT while rushing five times for 13 yards in a 23-21 road win
- On October 27, 2013, in a 35-17 road loss at New Orleans, suffered injury (ribs) and missed the next game vs. Kansas City; named

backup to E.J. Manuel for November 10, 2013, game vs. Pittsburgh
 • Started the final two games of the regular season: on December 22, 2013, in a 19-0 home win over Miami, completed 15-of-25 (.600) passes for 193 yards and one INT; on December 29, 2013, in a 34-20 road loss to New England, completed 16-of-29 (.552) passes for 247 yards and one TD

- Waived by the Buffalo Bills on August 26, 2014
- Signed free agent contract with the Houston Texans on November 26, 2014
- Waived by the Houston Texans on March 9, 2015
- Signed free agent contract with the Cleveland Browns on March 12, 2015
- Waived by the Cleveland Browns on September 5, 2015
- Signed by the Philadelphia Eagles on September 21, 2015
- Signed by the San Francisco 49ers on March 10, 2016
- On August 14, 2016, suffered season-ending injury (knee) in preseason game against the Houston Texans
- On August 16, 2016, placed on injured reserve
- Signed by the Baltimore Ravens on August 14, 2017
- Waived by the Baltimore Ravens on September 1, 2017
- In January, 2018, joined the football staff at UCLA as an offensive analyst
- On July 22, 2020, joined the staff of the Tampa Bay Buccaneers as part of the Bill Walsh Coaching Fellow program
- On February 7, 2021, helped the Tampa Bay Buccaneers to a 31-9 win over the Kansas City Chiefs in Super Bowl LV at Raymond James Stadium in Tampa, Fla.
- On March 5, 2021, named assistant wide receivers coach with the Tampa Bay Buccaneers

Career NFL Passing Statistics

- > St. Louis Rams (2010-11)
- > Cleveland Browns (2011-12)
- > Detroit Lions (2013)
- > Buffalo Bills (2013-14)
- > Houston Texans (2014)
- > Cleveland Browns (2015)
- > Philadelphia Eagles (2015)
- > San Francisco 49ers (2016)

Year	G/GS	Cmp	Att	Pct.	Yards	TD	Int
2012 (CLE)	1/1	22	32	.688	204	1	1
2013 (BUF)	6/5	93	157	.592	1,092	4	3
Total	7/6	115	189	.608	1,296	5	4

Worth Lutz

Durham, N.C.

1951

Opponent	C-A	Yds	TD	Int
South Carolina	0-0	0	0	0
Pittsburgh	0-0	0	0	0
Tennessee	0-0	0	0	0
N.C. State	0-0	0	0	0
Virginia Tech	0-0	0	0	0
Virginia	0-0	0	0	0
Georgia Tech	3-5	38	1	1
Wake Forest	5-7	76	1	0
William & Mary	0-5	0	0	2
North Carolina	3-6	16	0	1

1952

Opponent	C-A	Yds	TD	Int
Washington & Lee ¹	4-4	56	1	0
SMU ²	4-6	34	2	0
Tennessee ³	2-8	14	0	0
South Carolina ⁴	6-9	93	2	0
N.C. State ⁵	3-6	110	2	0
Virginia ⁶	4-11	31	1	0
Georgia Tech ⁷	3-10	45	0	1
Navy ⁸	6-7	88	0	0
Wake Forest ⁹	6-8	105	0	0
North Carolina ¹⁰	4-10	52	1	1

1953

Opponent	C-A	Yds	TD	Int
South Carolina ¹	9-14	101	0	1
Wake Forest ²	0-3	0	0	1
Tennessee	0-0	0	0	0
Purdue	- DNP -			
Army	6-19	94	0	1
N.C. State ³	0-0	0	0	0
Virginia	- DNP -			
Navy	1-6	8	0	0
Georgia Tech	0-0	0	0	0
North Carolina	0-2	0	0	0

1954

Opponent	C-A	Yds	TD	Int
Pennsylvania	0-0	0	0	0
Tennessee	0-0	0	0	0
Purdue	1-1	9	0	0
Army	0-0	0	0	0
N.C. State	0-0	0	0	0
Georgia Tech	0-0	0	0	0
Navy	0-0	0	0	0
Wake Forest	0-0	0	0	0
South Carolina	0-0	0	0	0
North Carolina	0-0	0	0	0

Year	G/GS	Cmp	Att	Pct.	Yards	TD	Int
1951	10/0	11	23	.478	130	2	4
1952	10/10	42	79	.532	627	9	2
1953	8/3	16	44	.364	203	0	3
1954	10/0	1	1	1.000	9	0	0
Total	38/13	70	147	.476	969	11	9

- Born February 6, 1933
- Jersey #17
- Lettered four seasons (1951-52-53-54)
- Southern Conference Rookie of the Week after blocking one punt and recording one INT on defense against Tennessee on October 6, 1951, in a 26-0 road loss
- As a "surprise" starter at HB against No. 5 Georgia Tech on November 3, 1951, led unranked Duke to a 14-14 tie by rushing for one TD and throwing for one TD
- Led Duke with five INTs on defense in 1951
- Starting QB in 1952; received nod as returning starter Jerry Barger was sidelined due to injury; Barger missed the first three games of the season before returning for remainder of season as a reserve
- On September 26, 1952, against SMU, completed 4-of-6 (.667) passes for 34 yards and two TDs in a 14-7 road win; threw game-winning 3-yard TD pass to Howard Pitt with five seconds remaining in the fourth period
- Suffered knee injury on October 3, 1953, against Tennessee; missed following week versus Purdue before returning to complete 6-of-19 (.316) passes for 94 yards with one INT while rushing for two TDs in Duke's 14-13 loss to Army on October 17

- Moved to fullback for the 1954 season, rushing 49 times for 172 yards and two TDs
- Southern Conference Freshman of the Year, 1951
- Finished 7th in the Southern Conference Player of the Year balloting, 1952
- All-Southern Conference, 1952
- Career rushing: 231-667 (2.89 avg.; 8 TDs)
- Career kickoff return: 14-156 (11.14 avg.)
- Career punt return: 11-80 (7.27 avg.)
- Career punting: 67-2,517 yards (37.57 avg.)
- Career defense: 7 INTs

Jerry McGee

Elizabeth City, N.C.

1958

Opponent	C-A	Yds	TD	Int
South Carolina	- DNP -			
Virginia	- DNP -			
Illinois	- DNP -			
Baylor	- DNP -			
Notre Dame	- DNP -			
N.C. State	- DNP -			
Georgia Tech	- DNP -			
LSU	- DNP -			
Wake Forest	0-1	0	0	0
North Carolina	- DNP -			

1959

Opponent	C-A	Yds	TD	Int
South Carolina	0-1	0	0	0
Ohio State	0-0	0	0	0
Rice	0-0	0	0	0
Pittsburgh	0-0	0	0	0
Army	0-0	0	0	0
N.C. State	0-0	0	0	0
Georgia Tech	0-0	0	0	0
Clemson	0-0	0	0	0
Wake Forest	0-0	0	0	0
North Carolina	0-0	0	0	0

Year	G/GS	Cmp	Att	Pct.	Yards	TD	Int
1958	1/0	0	1	.000	0	0	0
1959	10/0	0	1	.000	0	0	0
1960	10/0	0	0	.000	0	0	0
Total	21/0	0	2	.000	0	0	0

- Born December 1, 1938
- Jersey #11
- Lettered two seasons (1959-60)
- Reserve QB in 1958; moved to fullback in 1959
- Rushed three times for 10 yards in Duke's 7-6 win over Arkansas in the Cotton Bowl on January 2, 1961
- Career rushing: 63-254 (4.03 avg.; 1 TD)
- Career receiving: 1-7 (7.0 avg.)
- Career kickoff return: 3-32 (10.67 avg.)
- Career defense: 2 INTs
- Served as the head coach at Edenton Holmes (N.C.) High School, winning two state championships
- Served assistant coaching stints at Kansas State, Southern Illinois, East Carolina and Duke
- Member of the North Carolina High School Athletic Association Hall of Fame, the National High School Hall of Fame, the National Interscholastic Administrators Association Hall of Fame and the North Carolina Sports Hall of Fame

Pryor Millner

Danville, Va.

1956

Opponent	C-A	Yds	TD	Int
South Carolina	0-0	0	0	0
Virginia	2-3	16	1	0
Tennessee	1-1	7	0	0
SMU	0-1	0	0	0
Pittsburgh	0-1	0	0	1
N.C. State	3-4	53	1	0
Georgia Tech	- DNP -			
Navy	0-0	0	0	0
Wake Forest	- DNP -			
North Carolina	- DNP -			

1957

Opponent	C-A	Yds	TD	Int
South Carolina	- DNP -			
Virginia	1-3	14	0	0
Maryland	0-0	0	0	0
Rice	- DNP -			
Wake Forest	0-3	0	0	0
N.C. State	1-1	28	0	0
Georgia Tech	0-0	0	0	0
Navy	0-0	0	0	0
Clemson	0-0	0	0	0
North Carolina	0-0	0	0	0

1958

Opponent	C-A	Yds	TD	Int
South Carolina	0-0	0	0	0
Virginia	1-1	7	0	0
Illinois ¹	0-0	0	0	0
Baylor	0-0	0	0	0
Notre Dame	3-5	30	0	0
N.C. State	0-2	0	0	0
Georgia Tech	0-0	0	0	0
LSU	0-0	0	0	0
Wake Forest	1-2	9	0	0
North Carolina	1-2	8	0	0

Year	G/GS	Cmp	Att	Pct.	Yards	TD	Int
1956	7/0	6	10	.600	76	2	1
1957	8/0	2	7	.286	42	0	0
1958	10/1	6	12	.500	54	0	0
Total	25/1	14	29	.483	172	2	1

- Born January 27, 1937
- Jersey #16
- Lettered three seasons (1956-57-58)
- No. 2 QB in 1957 & 1958 behind Bob Brodhead
- Lone career start came on October 4, 1958, against Illinois; did not attempt a pass in the 15-13 home win
- In Duke's 48-21 loss to Oklahoma in the Orange Bowl on January 1, 1958, completed 1-of-3 (.333) passes for 33 yards
- Duke captain, 1958
- Career rushing: 60-140 (2.33 avg.; 3 TDs)
- Career kickoff return: 2-50 (25.00 avg.)
- Career punt return: 5-29 (5.80 avg.)
- Career punting: 17-496 (29.18 avg.)
- Career defense: 17 INTs

Bob Murray

Woodmere, N.Y.

1954

Opponent	C-A	Yds	TD	Int
Pennsylvania	0-1	0	0	0
Tennessee	- DNP -			
Purdue	- DNP -			
Army	- DNP -			
N.C. State	1-4	8	0	1
Georgia Tech	- DNP -			
Navy	2-3	21	0	0
Wake Forest	- DNP -			
South Carolina	- DNP -			
North Carolina	0-1	0	0	1

1955

Opponent	C-A	Yds	TD	Int
N.C. State	- DNP -			
Tennessee	- DNP -			
William & Mary	1-2	7	0	0
Ohio State	- DNP -			
Pittsburgh	0-1	0	0	0
Georgia Tech	1-2	7	0	1
Navy	- DNP -			
South Carolina	2-2	16	0	0
Wake Forest	- DNP -			
North Carolina	- DNP -			

Year	G/GS	Cmp	Att	Pct.	Yards	TD	Int
1954	4/0	3	9	.333	29	0	2
1955	4/0	4	7	.571	30	0	1
Total	8/0	7	16	.438	59	0	3

- Born May 7, 1934
- Jersey #19
- Lettered two seasons (1954-55)
- Freshman team in 1952; did not see game action in 1953
- Third string QB in 1954 & 1955
- Career rushing: 9-27 (3.00 avg.; 1 TD)

Mike Muschamp

Gainesville, Fla.

1985

Opponent	C-A	Yds	TD	Int
Northwestern	0-0	0	0	0
West Virginia	0-0	0	0	0
Ohio	11-18	134	0	2
Virginia	0-0	0	0	0
South Carolina	0-0	0	0	0
Clemson	0-0	0	0	0
Maryland	0-0	0	0	0
Georgia Tech	0-0	0	0	0
Wake Forest	0-0	0	0	0
N.C. State	0-0	0	0	0
North Carolina	0-0	0	0	0

1986

Opponent	C-A	Yds	TD	Int
Northwestern	0-0	0	0	0
Georgia	0-0	0	0	0
Ohio	0-0	0	0	0
Virginia	0-0	0	0	0
Vanderbilt	0-0	0	0	0
Clemson	0-0	0	0	0
Maryland	0-0	0	0	0
Georgia Tech	0-0	0	0	0
Wake Forest	0-0	0	0	0
N.C. State	0-0	0	0	0
North Carolina	0-0	0	0	0

Year	G/GS	Cmp	Att	Pct.	Yards	TD	Int
1985	11/0	11	18	.611	134	0	2
1986	11/0	0	0	.000	0	0	0
Total	22/0	11	18	.611	134	0	2

- Born February 9, 1964
- Jersey #8
- Lettered two seasons (1985-86)
- Against Ohio on September 21, 1985, came off the bench in relief of starter Anthony Dilweg (who was starting in place of injured Steve Slayden) and rallied Duke from a 13-7 deficit to a 34-13 victory by completing 11-of-18 (.611) passes for 134 yards with two INTs
- Career rushing: 8-6 (0.75 avg.; 1 TD)

Roger Neighborgall

Vienna, Va.

1973

Opponent	C-A	Yds	TD	Int
Tennessee	- DNP -			
Washington	- DNP -			
Virginia	- DNP -			
Purdue	- DNP -			
Tulane	- DNP -			
Clemson	4-7	115	1	0
Maryland ¹	9-19	143	1	1
Georgia Tech	- DNP -			
Wake Forest	2-7	32	0	2
N.C. State	- DNP -			
North Carolina	1-1	14	0	0

1974

Opponent	C-A	Yds	TD	Int
N.C. State ²	2-9	30	0	0
South Carolina	- DNP -			
Virginia	- DNP -			
Purdue	- DNP -			
Army	- DNP -			
Clemson	- DNP -			
Florida	0-7	0	0	2
Georgia Tech	- DNP -			
Wake Forest	- DNP -			
Maryland	- DNP -			
North Carolina	- DNP -			

Year	G/GS	Cmp	Att	Pct.	Yards	TD	Int
1973	4/1	16	34	.471	304	2	3
1974	2/1	2	16	.125	30	0	2
Total	6/2	18	50	.360	334	2	5

- Born February 6, 1954
- Jersey #5
- Lettered two seasons (1973-74)
- Moved to wide receiver for senior season (1975)
- Career rushing: 17-(-44) (-2.59 avg.)

Dale Oostdyk

Clifton, N.J.

1976

Opponent	C-A	Yds	TD	Int
Tennessee	0-0	0	0	0
South Carolina	0-0	0	0	0
Virginia	0-0	0	0	0
Pittsburgh	0-1	0	0	1
Miami	0-0	0	0	0
Clemson	0-0	0	0	0
Maryland	0-0	0	0	0
Georgia Tech	0-0	0	0	0
Wake Forest	0-0	0	0	0
N.C. State	0-0	0	0	0
North Carolina	0-0	0	0	0

1977

Opponent	C-A	Yds	TD	Int
East Carolina	0-0	0	0	0
Michigan	0-0	0	0	0
Virginia	2-6	42	0	0
Navy	0-1	0	0	1
South Carolina	0-0	0	0	0
Clemson	0-0	0	0	0
Maryland	0-0	0	0	0
Georgia Tech	0-0	0	0	0
Wake Forest	1-1	10	0	0
N.C. State	0-0	0	0	0
North Carolina	0-0	0	0	0

Year	G/GS	Cmp	Att	Pct.	Yards	TD	Int
1976	11/0	0	1	.000	0	0	1
1977	11/0	3	8	.375	52	0	1
Total	22/0	3	9	.333	52	0	2

- Born April 19, 1956
- Jersey #4
- Lettered two seasons (1976-77)
- Played on the JV team in 1974, completing 30-of-51 (.588) passes for 489 yards and four TDs
- Reserve QB and holder for placement kicks
- Career rushing: 3-10 (3.33 avg.)

Todd Orvald

Wyncote, Pa.

1964	Opponent	C-A	Yds	TD	Int
	South Carolina	- DNP -			
	Virginia	0-2	0	0	0
	Maryland	- DNP -			
	N.C. State	- DNP -			
	Army	- DNP -			
	Georgia Tech	- DNP -			
	Wake Forest	- DNP -			
	Navy	- DNP -			
	North Carolina	- DNP -			
	Tulane	- DNP -			

1965

Opponent	C-A	Yds	TD	Int
Virginia	0-0	0	0	0
South Carolina	1-2	25	0	0
Rice	2-4	19	0	0
Pittsburgh	0-0	0	0	0
Clemson	- DNP -			
Illinois	6-9	80	0	1
Georgia Tech ¹	17-27	237	3	3
N.C. State ²	12-25	125	0	3
Wake Forest ³	8-11	151	3	0
North Carolina ⁴	16-25	197	1	0

1966

Opponent	C-A	Yds	TD	Int
West Virginia ⁵	3-9	23	0	0
Pittsburgh	5-8	41	0	1
Virginia ⁶	4-12	57	0	1
Maryland ⁷	2-5	25	0	0
Clemson	- DNP -			
N.C. State	- DNP -			
Georgia Tech	- DNP -			
Navy	- DNP -			
Notre Dame	3-12	27	0	1
North Carolina	- DNP -			

Year	G/GS	Cmp	Att	Pct.	Yards	TD	Int
1964	1/0	0	2	.000	0	0	0
1965	9/4	62	103	.602	834	7	7
1966	5/3	17	46	.370	173	0	3
Total	15/7	79	151	.523	1,007	7	10

- Born January 1, 1945
- Jersey #19
- Lettered two seasons (1965-66)
- Moved into the starting lineup in week seven of the 1965 season when starter Scotty Glacken suffered an injury against Illinois
- First career start came on October 30, 1965, against Georgia Tech; completed 17-of-27 (.630) passes for 237 yards with three TDs and three INTs in a 35-23 road loss
- Over the final four games of the year, completed 53-of-88 (.602) passes for 710 yards with six TDs and six INTs
- Led the ACC in TD passes (7) and pass completion percentage (.602) in 1965
- Started three of the first four games in 1966
- Career rushing: 88-105 (1.19 avg.; 1 TD)

Joe Pickens

Brooklyn, Ohio

1993	Opponent	C-A	Yds	TD	Int
	Florida State ¹	6-21	53	0	1
	Rutgers	- DNP -			
	Army	- DNP -			
	Virginia	11-21	79	0	2
	Tennessee	8-19	126	1	1
	Clemson	- DNP -			
	Maryland ²	4-16	59	0	0
	Wake Forest	- DNP -			
	Georgia Tech	6-10	96	1	1
	N.C. State	- DNP -			
	North Carolina	- DNP -			

1994

Opponent	C-A	Yds	TD	Int
Maryland	1-1	16	0	0
East Carolina	- DNP -			
Army	4-7	97	1	1
Georgia Tech	- DNP -			
Navy	1-2	2	0	0
Clemson	- DNP -			
Wake Forest	2-2	49	1	0
Florida State	3-6	12	0	0
Virginia	0-0	0	0	0
N.C. State	- DNP -			
North Carolina	- DNP -			

Year	G/GS	Cmp	Att	Pct.	Yards	TD	Int
1993	5/2	35	87	.402	413	2	5
1994	6/0	11	18	.611	176	2	1
Total	11/2	46	105	.438	589	4	6

- Born February 11, 1972
- Jersey #13
- Lettered two seasons (1993-94)
- Member of the football program at Ohio State in 1990-91
- Redshirted in 1990
- In 1991, played in three games and completed 1-of-5 (.200) passes for 34 yards
- Academic All-Big Ten selection in 1991
- Transferred to Duke and sat out the 1992 season per NCAA regulations
- First career start came on September 4, 1993, against No. 1 Florida State; completed 6-of-21 (.286) passes for 53 yards with one INT in a 45-7 home loss
- Career rushing 15-56 (3.73 avg.; 1 TD)

Steve Prince

Roscoe, Ill.

1990	Opponent	C-A	Yds	TD	Int
	South Carolina	0-0	0	0	0
	Northwestern	0-0	0	0	0
	Virginia	3-4	35	0	1
	Clemson	0-0	0	0	0
	Army	0-0	0	0	0
	Western Carolina	1-2	20	0	1
	Maryland	0-0	0	0	0
	Georgia Tech	0-0	0	0	0
	Wake Forest	0-1	0	0	0
	N.C. State	0-0	0	0	0
	North Carolina	0-0	0	0	0

1991

Opponent	C-A	Yds	TD	Int
South Carolina	0-0	0	0	0
Rutgers	0-0	0	0	0
Colgate	1-2	13	0	0
Virginia	3-6	59	0	1
Vanderbilt	1-1	4	0	0
Maryland	0-0	0	0	0
Georgia Tech	0-3	0	0	0
Wake Forest	0-0	0	0	0
N.C. State	0-0	0	0	0
North Carolina	0-0	0	0	0
Clemson	0-0	0	0	0

1992

Opponent	C-A	Yds	TD	Int
Florida State ¹	4-10	54	0	1
Vanderbilt ²	21-37	241	1	4
Rice ³	9-18	77	1	0
Virginia ⁴	7-15	59	0	1
East Carolina	- DNP -			
Clemson	2-4	39	0	0
Maryland	7-12	127	0	0
Georgia Tech	- DNP -			
Wake Forest	8-24	98	0	0
N.C. State	9-23	127	1	2
North Carolina ⁵	23-40	268	4	1

Year	G/GS	Cmp	Att	Pct.	Yards	TD	Int
1989	11/0	0	0	.000	0	0	0
1990	11/0	4	7	.571	55	0	2
1991	11/0	5	12	.417	76	0	1
1992	9/5	90	183	.492	1,090	7	9
Total	42/5	99	202	.490	1,221	7	12

- Born November 5, 1970
- Jersey #11
- Lettered four seasons (1989-90-91-92)
- Served as the holder for placement kicks in all four seasons
- After seeing limited action as a reserve for three years, first career start came in the 1992 season-opener on September 5 against No. 4 Florida State; completed 4-of-10 (.400) passes for 54 yards with one INT in a 48-21 road loss; was removed from the game due to head and ankle injuries
- Started the first four games of the 1992 season before being replaced in the lineup by redshirt freshman Spence Fischer
- Started season finale against North Carolina on November 21, 1992; completed 23-of-40 (.575) passes for 268 yards with four TDs and one INT in a 31-28 home loss
- Career rushing: 36-(-13) (-0.36 avg.; 1 TD)
- Career punting: 2-86 (43.00 avg.)

Matt Rader

Yardley, Pa.

1996	Opponent	C-A	Yds	TD	Int
	Florida State	6-12	40	0	0
	Northwestern ¹	27-46	289	1	2
	Army	13-20	118	1	1
	Georgia Tech ²	13-26	144	1	1
	Navy	6-11	111	2	1
	Clemson ³	15-25	165	0	1
	Maryland	- DNP -			
	Virginia ⁴	5-10	38	0	0
	N.C. State	- DNP -			
	Wake Forest	- DNP -			
	North Carolina	- DNP -			

Year	G/GS	Cmp	Att	Pct.	Yards	TD	Int
1996	7/4	85	150	.567	905	5	6
Total	7/4	85	150	.567	905	5	6

- Born September 27, 1975
- Jersey #17
- Lettered one season (1996)
- Redshirted in 1994
- Did not see game action in 1995
- First career start came against Northwestern on September 14, 1996; completed 27-of-46 (.587) passes for 289 yards with one TD and two INTs in a 38-13 home loss
- Career rushing: 51(-6) (-0.12 avg.; 1 TD)
- Career punting: 3-119 (39.67 avg.)
- Following the 1996 season, was asked to move to LB by head coach Fred Goldsmith, but instead transferred to the University of Pennsylvania (enrolled in January, 1997)
- Played two seasons at Penn (1997-98)
- In 1997, completed 164-of-289 (.567) passes for 1,832 yards with five TDs and 11 INTs
- In 1998, helped Penn to Ivy League championship; completed 172-of-279 (.616) passes for 2,026 yards with 15 TDs and eight INTs
- Finished career ranking among Penn's all-time leaders in pass completions (4th; 336), passing yards (5th; 3,858) and passing TDs (9th; 20)
- 2nd team All-Ivy League, 1998
- 2nd team GTE Academic All-District, 1998
- NCAA Postgraduate scholarship recipient, 1998

Walt Rappold

Beckley, W.Va.

1959	Opponent	C-A	Yds	TD	Int
	South Carolina	- DNP -			
	Ohio State	- DNP -			
	Rice	- DNP -			
	Pittsburgh	- DNP -			
	Army ¹	- DNP -			
	N.C. State ²	- DNP -			
	Georgia Tech	- DNP -			
	Clemson ³	- DNP -			
	Wake Forest	- DNP -			
	North Carolina	0-0	0	0	0

1960	Opponent	C-A	Yds	TD	Int
	South Carolina	4-7	44	0	0
	Maryland	3-5	28	0	1
	Michigan	5-9	27	0	0
	N.C. State	7-13	67	0	0
	Clemson	2-3	16	0	0
	Georgia Tech	6-6	72	0	0
	Navy	0-4	0	0	1
	Wake Forest	1-1	21	0	0
	North Carolina	4-8	39	0	0
	UCLA	1-4	45	0	0

1961	Opponent	C-A	Yds	TD	Int
	South Carolina ¹	6-11	68	0	1
	Virginia ²	2-2	77	1	0
	Wake Forest ³	8-15	109	2	0
	Georgia Tech ⁴	0-2	0	0	1
	Clemson ⁵	7-10	112	1	0
	N.C. State ⁶	2-5	21	0	1
	Michigan ⁷	4-9	52	0	1
	Navy ⁸	6-10	157	1	0
	North Carolina ⁹	7-13	61	0	1
	Notre Dame ¹⁰	12-19	173	2	0

1962

Opponent	C-A	Yds	TD	Int
Southern California ¹	2-10	25	0	4
South Carolina ²	3-8	59	0	2
Florida ³	9-18	121	0	1
California ⁴	5-12	36	0	1
Clemson ⁵	4-5	53	0	0
N.C. State ⁶	12-17	134	2	1
Georgia Tech ⁷	8-17	138	0	1
Maryland ⁸	6-12	65	0	1
Wake Forest ⁹	4-7	16	0	0
North Carolina ²⁰	6-8	57	0	0

Year	G/GS	Cmp	Att	Pct.	Yards	TD	Int
1959	1/0	0	0	.000	0	0	0
1960	10/0	33	60	.550	359	3	5
1961	10/10	54	96	.563	830	7	5
1962	10/10	57	113	.504	696	2	11
Total	31/20	144	269	.535	1,885	12	21

- Born September 4, 1939
- Jersey #17
- Lettered three seasons (1960-61-62)
- In Duke's 7-6 win over Arkansas in the Cotton Bowl on January 2, 1961, threw an INT on his only pass attempt
- Started 20 consecutive games in 1961 & 1962
- First career start came in the season-opener on September 23, 1961, against South Carolina; completed six-of-11 (.545) passes for 68 yards with one INT in a 7-6 road win; engineered game-winning drive that resulted in a three-yard run by Dave Burch with 2:00 left in the fourth period
- Against Navy on November 11, 1961, completed six-of-10 (.600) passes for 157 yards with one TD (77 yards to Jay Wilkinson) and rushed five times for 67 yards and one TD (45 yards)
- On November 18, 1961, against North Carolina, directed game-winning drive that resulted in a 39-yard field goal by William Reynolds with two seconds remaining in the fourth period in a 6-3 home win
- In 1961, led the ACC in yards per play (7.2) and pass (8.6)
- On October 6, 1962, completed nine-of-18 (.500) passes for 121 yards with one INT as Duke erased a 21-0 halftime deficit to defeat Florida, 28-21
- On October 27, 1962, completed 12-of-17 (.706) passes for 134 yards with two TDs and one INT against N.C. State in a 21-14 road win; threw game-winning 15-yard TD pass to TE Stan Crisison with 1:20 left in the fourth period
- On November 24, 1962, completed 6-of-8 (.750) passes for 57 yards against North Carolina in a 16-14 road win; directed game-winning drive that resulted in a 20-yard field goal by William Reynolds with 46 seconds left in the game
- 2nd team All-ACC, 1961
- Career rushing: 107-293 (2.74 avg.; 6 TDs)
- Career kickoff return: 1-15 (15.00 avg.)
- Career punt return: 2-14 (7.00 avg.)
- Career defense: 3 INTs
- Selected in the ninth round (121st overall pick) of the 1962 NFL Draft by the Baltimore Colts
- Selected in the 26th round of the 1962 AFL Draft by the Dallas Texans

Billy Ray

Atlanta, Ga.

1989	Opponent	C-A	Yds	TD	Int
	South Carolina ¹	28-39	341	2	3
	Northwestern ²	18-27	295	4	1
	Tennessee ³	32-45	182	0	2
	Virginia ⁴	11-22	149	1	0
	Clemson ⁵	24-43	262	2	5
	Army ⁶	18-29	270	3	1
	Maryland ⁷	20-32	308	3	0
	Georgia Tech ⁸	23-37	228	0	2
	Wake Forest	- DNP -			
	N.C. State	- DNP -			
	North Carolina	- DNP -			

1990	Opponent	C-A	Yds	TD	Int
	South Carolina ⁴	11-25	121	0	2
	Northwestern ⁵	8-10	87	0	0
	Virginia	- DNP -			
	Clemson	- DNP -			
	Army	12-20	177	1	1
	Western Carolina ⁶	12-16	197	3	0
	Maryland ⁷	16-21	208	2	0
	Georgia Tech ⁸	19-32	220	1	1
	Wake Forest ⁹	13-23	164	1	1
	N.C. State ¹⁰	9-17	73	0	0
	North Carolina	- DNP -			

Year	G/GS	Cmp	Att	Pct.	Yards	TD	Int
1989	8/8	174	274	.635	2,035	15	14
1990	8/7	100	164	.610	1,247	8	5
Total	16/15	274	438	.626	3,282	23	19

- Born January 17, 1968
- Jersey #14
- Lettered two seasons (1989-90)
- Member of the football program at Alabama in 1986-87
- Redshirted in 1986
- In 1987, played in three games against Southwestern Louisiana, Tennessee and Notre Dame; completed 7-of-13 (.538) passes for 40 yards with one INT
- Top outing came in No. 10 Alabama's 37-6 road loss to No. 7 Notre Dame on November 14, 1987; completed 6-of-12 (.500) passes for 33 yards while rushing for 20 yards
- Transferred to Duke and sat out the 1988 season per NCAA regulations
- Earned starting slot in 1989 preseason camp
- First career start came on September 2, 1989, against South Carolina in the season-opener; completed 28-of-39 (.718) passes for 341 yards with two TDs and three INTs in a 27-21 road loss
- On September 30, 1989, against No. 7 Clemson, completed 24-of-43 (.558) passes for 262 yards with two TDs and five INTs as Duke upset the Tigers, 21-17; threw game-winning seven-yard TD pass to Chris Brown with 3:18 remaining in the fourth quarter
- Started the first eight games of the 1989 season before suffering shoulder injury against Georgia Tech on October 28
- Prior to the injury, was leading the ACC in passing (262.0 ypg)
- Missed the final three regular season games, but returned to start the All American Bowl against No. 24 Texas Tech on December 28, 1989; completed seven-of-11 (.636) passes for 69 yards with one INT while rushing three times for 19 yards in the 49-21 loss in Birmingham, Ala.
- Named Duke's starting QB for the 1990 season
- In week two against Northwestern on September 8, 1990, suffered pinched nerve and missed the next two games (Virginia & Clemson)
- Returned to action in week five against Army on October 6, 1990; completed 12-of-20 (.600) passes for 177 yards with one TD and one INT as Duke rallied from a 16-3 deficit in the fourth quarter for a 17-16 road win
- Started five straight games before suffering a back injury against N.C. State on November 10; would miss the season finale against North Carolina one week later
- Academic All-ACC selection, 1989
- Academic All-ACC selection, 1990
- Career rushing: 116-184 (1.59 avg.; 1 TD)
- Career receiving: 1-39 (39.00 avg.)
- Career punting: 2-31 (15.50 avg.)
- Participated in the Senior Bowl and Blue-Gray Football Classic

Sean Renfree

Scottsdale, Ariz.

2009

Opponent	C-A	Yds	TD	Int
Richmond	- DNP -			
Army	7-8	106	2	0
Kansas	14-23	115	1	0
N.C. Central	8-12	65	1	1
Virginia Tech	- DNP -			
N.C. State	- DNP -			
Maryland	- DNP -			
Virginia	- DNP -			
North Carolina	0-1	0	0	1
Georgia Tech	5-6	44	0	0
Miami	- DNP -			
Wake Forest	- DNP -			

2010

Opponent	C-A	Yds	TD	Int
Elon ¹	31-39	350	2	0
Wake Forest ²	28-44	358	4	3
Alabama ³	17-37	144	1	1
Army ⁴	17-30	261	2	3
Maryland ⁵	28-56	351	1	2
Miami	18-38	157	0	5
Virginia Tech ⁶	12-32	116	0	1
Navy ⁷	28-30	314	1	0
Virginia ⁸	17-29	219	1	0
Boston College ⁹	35-49	285	0	0
Georgia Tech ¹⁰	30-41	334	1	0
North Carolina ¹¹	24-39	242	1	2

2011

Opponent	C-A	Yds	TD	Int
Richmond ¹²	23-33	201	0	0
Stanford ¹³	19-27	179	0	0
Boston College ¹⁴	41-53	368	2	1
Tulane ¹⁵	21-30	278	1	1
FIU ¹⁶	28-43	335	2	0
Florida State ¹⁷	26-43	226	1	1
Wake Forest ¹⁸	28-45	213	0	1
Virginia Tech ¹⁹	17-35	204	0	3
Miami ²⁰	19-25	181	1	1
Virginia ²¹	21-38	303	1	1
Georgia Tech ²²	26-42	250	4	1
North Carolina ²³	13-20	153	2	1

2012

Opponent	C-A	Yds	TD	Int
FIU ²⁴	21-30	290	2	1
Stanford ²⁵	28-40	200	0	2
N.C. Central ²⁶	24-33	274	3	0
Memphis ²⁷	26-37	314	4	1
Wake Forest ²⁸	22-28	204	0	1
Virginia	- DNP -			
Virginia Tech ²⁹	20-33	235	1	1
North Carolina ³⁰	23-36	276	1	1
Florida State ³¹	13-21	92	0	0
Clemson ³²	23-39	240	1	0
Georgia Tech ³³	24-36	198	2	1
Miami ³⁴	36-59	432	4	0
Cincinnati ³⁵	37-49	358	1	2

Year	G/GS	Cmp	Att	Pct.	Yards	TD	Int
2009	5/0	34	50	.680	330	4	2
2010	12/11	285	464	.614	3,131	14	17
2011	12/12	282	434	.650	2,891	14	11
2012	12/12	297	441	.673	3,113	19	10
Total	41/35	898	1,389	.647	9,465	51	40

- Born April 28, 1990
- Jersey #19
- Lettered four seasons (2009-10-11-12)
- Redshirted in 2008
- Served as the No. 2 QB behind Thaddeus Lewis in 2009
- Came off the bench to lead Duke to a 35-19 come-from-behind victory at Army in first collegiate action on September 12, 2009; completed 7-of-8 (.875) passes for 106 yards and two TDs including a 17-yard toss to TE Brett Huffman on first pass attempt
- Suffered torn ACL on November 14, 2009, against Georgia Tech and underwent surgery on November 23, 2009
- First career start came on September 4, 2010, against Elon in the

season-opener; completed 31-of-39 (.795) passes for 350 yards with two TDs in a 41-27 home win

- Set school single-game record for pass attempts by a reserve (38) against Miami on October 16, 2010
- Set school single-game record for pass completion percentage (.933) by completing 28-of-30 passes against Navy on October 30, 2010; in the same game, equaled the school record for consecutive pass completions with 16 (D. Bryant vs. N.C. State, 2000)
- Had 173 consecutive pass attempts without an INT over weeks 8-12 in the 2010 season, the then second-longest streak in school history
- In 2010, ranked among the ACC leaders in pass completions per game (1st; 23.75), total offensive yards per game (2nd; 257.0), passing yards per game (3rd; 260.9), touchdown passes (6th; 14) and passing efficiency (7th; 120.73); nationally, ranked 10th in pass completions per game, 21st in passing yards per game and tied for 33rd in passing efficiency
- In 2010, 2011 & 2012, matched then school single-season record for most 100-yard passing games (12)
- Set school single-game record for pass completions (41) against Boston College on September 17, 2011
- ACC Offensive Back of the Week after completing 28-of-43 (.651) passes for 335 yards and two TDs in a 31-27 road win over FIU on October 1, 2011
- In 2011, set school single-season record for pass completion percentage (.650); in 2012, broke own school single-season record for pass completion percentage (.673)
- In 2011, ranked among the ACC leaders in pass completions per game (1st; 23.50), passing yards per game (2nd; 240.9), total offensive yards per game (3rd; 236.1) and passing efficiency (126.51); nationally, ranked 19th in pass completions per game, 26th in pass completion percentage (.650) and 29th in passing yards per game
- Suffered arm injury on September 29, 2012, against Wake Forest and missed the following week's game versus Virginia
- ACC Offensive Back of the Week pick after completing 23-of-36 (.639) passes for 276 yards with one TD in a 33-30 home win over North Carolina on October 20, 2012; against the Tar Heels, engineered game-winning, 14-play, 87-yard scoring drive in the final 3:12 of the fourth quarter for a 5-yard TD pass to Jamison Crowder on 4th-and-2 with 13 seconds remaining; on the drive, hit on 8-of-11 passes for 78 yards while converting three 3rd down chances
- Suffered head injury on October 27, 2012, at No. 11 Florida State; missed the second half of action in a 48-7 road loss
- ACC Offensive Back of the Week pick after completing 36-of-59 (.610) passes for 432 yards with 4 TDs in a 52-45 home loss to Miami on November 24, 2012; set school record for most pass attempts without an interception; matched school record for TD passes in a half with 4 (2nd half)
- Set school and ACC record while matching NCAA standard for longest pass completion with 99-yard TD toss to Jamison Crowder vs. Miami on November 24, 2012
- In Belk Bowl on December 27, 2012, completed 37-of-49 (.755) passes for 358 yards with 1 TD & 2 INTs in 48-34 loss to Cincinnati; established Belk Bowl records for pass attempts, pass completions & passing yardage
- Suffered injury on December 27, 2012, in 48-34 loss to Cincinnati in Belk Bowl; underwent surgery to repair torn right pectoralis major muscle on December 28, 2012
- In 2012, ranked among the ACC leaders in pass completions per game (2nd; 24.75), passing yards per game (5th; 259.4), passing efficiency (5th; 136.3) and total offensive yards per game (7th; 255.2) and; nationally, ranked 14th in pass completions per game, 30th in passing yards per game and 33rd in total passing yardage (3,113)
- Engineered four fourth quarter, game-winning scoring drives against Virginia (2010), Boston College (2011), FIU (2011) & North Carolina (2012)
- Finished career holding or sharing 25 school records including career standards for pass completions, pass completions per game (21.90), pass completion percentage, total offensive yards per game (226.78), passing yards per game (230.85), most games with 4+ touchdown passes (4), most games with 200+ passing yards (28), most games with 300+ passing yards (11; tied with Thaddeus Lewis), most touchdown passes of 50+ yards (10), most games with 20+ pass completions (26), most games with 30+ pass completions (6), most consecutive games with 10+ pass completions (36) and most seasons with 3,000+ passing yards (2; tied with Ben Bennett)
- Finished career among the ACC all-time leaders in pass completions (3rd), 300-yard passing games (4th), pass completion percentage (6th) and passing yardage (7th)
- Duke MVP, 2010
- Academic All-ACC, 2010
- Duke captain, 2011
- Academic All-ACC, 2011
- Counselor, Manning Passing Academy, 2011
- Duke captain, 2012

- Duke MVP, 2012
- Academic All-ACC, 2012
- Capital One Academic All-District III, 2012
- Recipient, National Football Foundation Scholar-Athlete Award, 2012
- Recipient, Pop Warner National College Football Award, 2012
- Recipient, ACC Jim Tatum Award, 2012
- Finalist, NFF William V. Campbell Trophy, 2012
- Finalist, Senior CLASS Award, 2012
- Member, AFCA Good Works Team, 2012
- Counselor, Manning Passing Academy, 2012
- Career rushing: 152-(-142) (-0.93 avg.; 9 TD)
- Invited to participate in the East-West Shrine Game on January 19, 2013, in Tampa, Fla., but did not play due to injury
- Participated in the NFL Combine on February 20-26, 2013, in Indianapolis, Ind., but did not perform physical activities due to injury
- Seventh round selection (249th overall pick) of the Atlanta Falcons in the 2013 NFL Draft (April 27, 2013)
- Suffered shoulder injury in preseason home 20-16 home loss to Jacksonville on August 29, 2013
- On August 30, 2013, placed on injured reserve for the duration of the season
- Made NFL debut on October 4, 2015, against Houston; did not attempt a pass while rushing once for minus-4 yards in a 48-21 home win
- Waived by the Atlanta Falcons on August 26, 2016
- Signed by the Tampa Bay Buccaneers on January 30, 2017
- Cut by the Tampa Bay Buccaneers on May 19, 2017

Career NFL Passing Statistics

> Atlanta Falcons (2013-16)

> Tampa Bay Buccaneers (2017)

Year	G/GS	Cmp	Att	Pct.	Yards	TD	Int
2015	2/0	3	7	.429	11	0	1
Total	2/0	3	7	.429	11	0	1

Spencer Romine

Cullman, Ala.

1997

Opponent	C-A	Yds	TD	Int
N.C. State	- DNP -			
Northwestern	2-7	5	0	0
Army ¹	12-20	159	1	2
Navy ²	11-19	151	2	1
Maryland ³	1-3	9	0	0
Florida State	- DNP -			
Virginia	- DNP -			
Wake Forest	0-1	0	0	0
Clemson ⁴	8-15	108	0	0
Georgia Tech	- DNP -			
North Carolina	- DNP -			

1998

Opponent	C-A	Yds	TD	Int
Western Carolina ⁵	12-23	190	2	0
Northwestern ⁶	20-37	303	1	0
Florida State ⁷	4-13	41	0	2
Virginia ⁸	13-29	102	0	3
Georgia Tech ⁹	12-21	149	0	1
Wake Forest ¹⁰	3-8	23	0	0
N.C. State ¹¹	2-5	18	0	0
Clemson	- DNP -			
Vanderbilt	- DNP -			
Maryland	1-5	20	0	0
North Carolina	4-6	16	0	0

1999

Opponent	C-A	Yds	TD	Int
East Carolina ¹²	19-40	231	0	3
Northwestern	- DNP -			
Vanderbilt	- DNP -			
Florida State	- DNP -			
Virginia ¹³	16-35	246	1	2
Georgia Tech ¹⁴	25-43	294	1	1
N.C. State ¹⁵	19-38	265	1	2
Maryland ¹⁶	27-42	404	3	0
Clemson ¹⁷	8-18	107	0	2
Wake Forest	- DNP -			
North Carolina ¹⁸	9-27	91	0	3

2000

Opponent	C-A	Yds	TD	Int
East Carolina ¹⁹	8-16	75	0	2
Northwestern ²⁰	6-18	98	0	2
Virginia ²¹	18-36	198	0	1
Vanderbilt ²²	8-13	57	0	1
Clemson	- DNP -			
Florida State	- DNP -			
Georgia Tech	- DNP -			
Maryland	- DNP -			
Wake Forest	6-10	63	0	1
N.C. State	- DNP -			
North Carolina	7-23	122	1	2

Year	G/GS	Cmp	Att	Pct.	Yards	TD	Int
1997	6/4	34	65	.523	432	3	3
1998	9/7	71	147	.483	862	3	6
1999	7/7	123	243	.506	1,638	6	13
2000	6/4	53	116	.457	613	1	9
Total	28/22	281	571	.492	3,545	13	31

- Born November 8, 1977
- Jersey #14
- Lettered four seasons (1997-98-99-2000)
- Suffered knee injury as a true freshman (1996) and granted medical hardship
- Entered the 1997 season as the No. 3 QB, but was pressed into action due to injuries to both Bobby Campbell (starter in first two games) and David Green
- First career start came on September 20, 1997, against Army; completed 12-of-20 (.600) passes for 159 yards with one TD and two INTs in a 20-17 home win
- Started the next two games (Navy on September 27 & Maryland on October 4) before missing two games with groin and hip injuries; returned to throw one incomplete pass as a reserve against Wake Forest (October 25) before starting versus Clemson (November 8); did not see game action in either of the final two weeks
- Started the first seven games of the 1998 season before giving way to Bobby Campbell; sat out the next two games and returned for reserve action in final two weeks
- Started the season-opener on September 11, 1999, at East Carolina, but suffered shoulder injury in 27-9 loss to the Pirates and missed the next three games
- Returned to start against Virginia on October 9, 1999; completed 16-of-35 (.457) passes for 246 yards with one TD and two INTs in the 24-17 double OT win over the Cavaliers; threw 7-yard TD pass to Benjamin Watson in the second OT period for the win
- On October 16, 1999, completed 25-of-43 (.581) passes for 294 yards with one TD and one INT while rushing 14 times for 43 yards and three TDs against Georgia Tech in a 38-31 home loss
- Suffered broken foot against Clemson on November 6, 1999, and missed the Wake Forest game on November 13; returned to start the season finale at North Carolina on November 20
- Played the majority of the 1999 season with a broken clavicle and torn right rotator cuff
- Underwent successful shoulder surgery on January 7, 2000; missed spring practice but earned starting nod in preseason camp
- Started the first four games of the 2000 season before missing four straight weeks due to a concussion; played in reserve fashion in two of the final three weeks of the year
- GTE Academic All-District III, 1999
- Duke captain, 2000
- Career rushing: 171(-39) (-0.23 avg.; 6 TDs)
- Following graduation, attended University of Alabama-Birmingham medical school

Dennis Satyshur

Erie, Pa.

1969

Opponent	C-A	Yds	TD	Int
South Carolina	- DNP -			
Virginia	4-5	53	0	0
Pittsburgh	0-0	0	0	0
Wake Forest	- DNP -			
Maryland	1-3	11	0	0
N.C. State	- DNP -			
Georgia Tech	0-1	0	0	0
Clemson	0-0	0	0	0
Virginia Tech	3-5	19	1	1
North Carolina	- DNP -			

1970

Opponent	C-A	Yds	TD	Int
Florida	- DNP -			
Maryland	0-0	0	0	0
Virginia	1-3	1	0	0
Ohio State	1-1	21	0	0
West Virginia	- DNP -			
N.C. State	0-1	0	0	0
Clemson	0-0	0	0	0
Georgia Tech	0-0	0	0	0
Wake Forest	0-1	0	0	1
South Carolina	- DNP -			
North Carolina	0-0	0	0	0

1971

Opponent	C-A	Yds	TD	Int
Florida ¹	3-7	39	0	0
South Carolina ²	3-11	50	0	0
Virginia ³	5-5	61	1	0
Stanford ⁴	3-9	30	0	1
Clemson ⁵	8-17	130	0	3
N.C. State ⁶	7-10	133	1	0
Navy ⁷	4-9	60	0	3
Georgia Tech ⁸	6-14	97	0	1
West Virginia ⁹	2-2	31	0	0
Wake Forest	- DNP -			
North Carolina	- DNP -			

Year	G/GS	Cmp	Att	Pct.	Yards	TD	Int
1969	6/0	8	14	.571	83	1	1
1970	8/0	2	6	.333	22	0	1
1971	9/9	41	84	.488	631	2	8
Total	23/9	51	104	.490	736	3	10

- Born April 26, 1950
- Jersey #18
- Lettered three seasons (1969-70-71)
- Played on the freshman team in 1968, completing 32-of-65 (.492) for 424 yards with one TD while rushing for 143 yards and four TDs
- After two seasons behind starting QB Leo Hart, started first nine games of 1971 before suffering season-ending injury against West Virginia on November 6
- Duke captain, 1971
- Career rushing: 116(-38) (-0.33 avg.; 3 TDs)
- Lettered two seasons (1971-72) on the Duke golf team
- Placed tied for 21st (74-76-81-76=307) individually at the 1971 ACC Championship held at the Midland Valley Country Club (1st & 2nd rounds) in Aiken, S.C., and the Woodmont Country Club (3rd & 4th rounds) in Rockville, Md.; Duke finished 4th out of 8 schools
- Placed tied for eighth (77-79-74=230) individually at the 1972 ACC Championship held at the Willow Creek Country Club in High Point, N.C.; Duke finished 3rd out of 7 schools
- Served as an assistant football coach at Duke from 1974-75, coaching the wide receivers

Ron Sally

St. Louis, Mo.

1980

Opponent	C-A	Yds	TD	Int
East Carolina	- DNP -			
Auburn	- DNP -			
Virginia	- DNP -			
Indiana	- DNP -			
South Carolina	- DNP -			
Clemson	- DNP -			
Maryland	0-2	0	0	1
Georgia Tech	- DNP -			
Wake Forest	- DNP -			
N.C. State	- DNP -			
North Carolina	- DNP -			

1981

Opponent	C-A	Yds	TD	Int
Ohio State	3-11	29	0	1
South Carolina ¹	7-27	72	0	3
Virginia ²	18-36	336	2	2
East Carolina ³	15-23	223	1	0
Virginia Tech ⁴	4-13	11	0	1
Clemson	0-1	0	0	1
Maryland	- DNP -			
Georgia Tech	1-3	20	0	1
Wake Forest	2-2	29	1	0
N.C. State	6-16	103	1	1
North Carolina	5-9	65	1	1

1982

Opponent	C-A	Yds	TD	Int
Tennessee ⁵	1-5	22	0	0
South Carolina	- DNP -			
Virginia	3-5	49	1	1
Navy	- DNP -			
Virginia Tech	- DNP -			
Clemson	- DNP -			
Maryland	- DNP -			
Georgia Tech	- DNP -			
Wake Forest	- DNP -			
N.C. State	- DNP -			
North Carolina	- DNP -			

1983

Opponent	C-A	Yds	TD	Int
Virginia	- DNP -			
Indiana	- DNP -			
South Carolina	- DNP -			
Miami	- DNP -			
Virginia Tech	- DNP -			
Clemson	- DNP -			
Maryland	- DNP -			
Georgia Tech	- DNP -			
Wake Forest	0-1	0	0	1
N.C. State	- DNP -			
North Carolina	- DNP -			

1984

Opponent	C-A	Yds	TD	Int
Indiana	11-19	146	2	1
South Carolina	- DNP -			
Army ⁶	12-18	143	0	0
Virginia	- DNP -			
Virginia Tech ⁷	2-8	8	0	2
Clemson	- DNP -			
Maryland	- DNP -			
Georgia Tech	- DNP -			
Wake Forest	- DNP -			
N.C. State	- DNP -			
North Carolina	- DNP -			

Year	G/GS	Cmp	Att	Pct.	Yards	TD	Int
1980	1/0	0	2	.000	0	0	1
1981	10/4	61	131	.466	888	6	11
1982	2/1	4	10	.400	71	1	1
1983	1/0	0	1	.000	0	0	1
1984	3/2	25	45	.556	297	2	3
Total	17/7	90	189	.476	1,256	9	16

- Born January 1, 1963
- Jersey #19

- Lettered two seasons (1981-84)
- Started four straight games in 1981 (weeks 2-5) in place of injured starter Ben Bennett
- ACC Offensive Back of the Week after completing 18-of-36 (.500) passes for a career-high 336 yards and two TDs and two INTs against Virginia on September 26, 1981, in a 29-24 road win
- Started the season-opener at Tennessee on September 4, 1982, but played in just one other game due to ankle and shoulder injuries
- Granted medical hardship waiver in 1983 (shoulder)
- Came off the bench in the 1984 season-opener against Indiana (September 8), completing 11-of-19 (.579) passes for 146 yards with two TDs and one INT to help Duke from a 14-0 deficit to a 31-24 victory
- Missed the week two game against South Carolina (shoulder)
- Returned in week three to start against Army on September 29; completed 12-of-18 (.667) passes for 143 yards in a 13-9 road defeat
- Career rushing: 67-11 (0.16 avg.; 1 TD)
- Career receiving: 1-(-8) (-8.00 avg.)

Mike Schneider

Sharon, Pa.

2003

Opponent	C-A	Yds	TD	Int
Virginia	5-9	73	0	0
Western Carolina ¹	5-9	61	0	0
Rice ²	16-31	188	2	1
Northwestern ³	12-24	130	1	1
Florida State ⁴	12-27	132	0	0
Maryland ⁵	20-47	270	1	1
Wake Forest ⁶	17-38	194	0	1
N.C. State	- DNP -			
Tennessee	- DNP -			
Georgia Tech ⁷	3-9	79	0	1
Clemson ⁸	2-4	3	0	1
North Carolina	5-10	90	0	0

2004

Opponent	C-A	Yds	TD	Int
Navy ⁹	8-13	59	0	0
Connecticut	4-8	55	0	0
Virginia Tech ¹⁰	0-1	0	0	0
Maryland ¹¹	8-17	102	1	1
The Citadel ¹²	17-24	190	2	1
Georgia Tech ¹³	9-20	81	0	0
Virginia ¹⁴	18-29	191	2	1
Wake Forest ¹⁵	28-45	300	2	0
Florida State ¹⁶	19-31	155	0	3
Clemson ¹⁷	20-31	213	1	0
North Carolina ¹⁸	19-34	181	0	1

2005

Opponent	C-A	Yds	TD	Int
East Carolina ¹⁹	15-28	139	0	3
Virginia Tech ²⁰	4-14	14	0	0
VMI ²¹	8-17	69	0	0
Virginia ²²	2-5	21	0	1
Navy	4-8	41	0	0
Miami	- DNP -			
Georgia Tech	0-2	0	0	0
Florida State	- DNP -			
Wake Forest ²³	7-10	59	0	1
Clemson	- DNP -			
North Carolina	1-2	8	0	1

Year	G/GS	Cmp	Att	Pct.	Yards	TD	Int
2003	10/8	97	208	.466	1,220	4	6
2004	11/10	150	253	.593	1,527	8	7
2005	8/5	41	86	.477	351	0	6
Total	29/23	288	547	.527	3,098	12	19

- Born April 11, 1983
- Jersey #7
- Lettered three seasons (2003-04-05)
- Redshirted in 2002
- Missed half of 2003 spring practice due to surgery on right thumb
- In 2003, started six of the first seven games under head coach Carl Franks (dismissed on October 19), and shared snaps with Chris Dapolito and Adam Smith over the final five games under interim head coach Ted Roof
- First career start came on September 6, 2003, against Western Carolina; completed 5-of-9 (.556) passes for 61 yards in a 29-3 home win
- ACC Rookie of the Week after completing 16-of-31 (.516) passes for 188 yards with two TDs and one INT against Rice on September 13,

- 2003, in a 27-24 overtime home win
- Missed the N.C. State (October 25) and Tennessee (November 1) games in 2003 due to injury
- ACC Rookie of the Week after completing 5-of-10 (.500) passes for 90 yards in Duke's season-ending 30-22 road win over North Carolina on November 22, 2003
- In 2004, ranked 10th in the ACC in total offense (133.5 ypg) and third among starting QBs in fewest INTs (7)
- Started the first four games of the 2005 season before being replaced by true freshman Zack Asack; final collegiate start came on Senior Day against Wake Forest on October 29, 2005
- Academic All-ACC, 2004
- Career rushing: 179-111 (0.62 avg.; 3 TDs)
- Career receiving: 1-15 (15.00 avg.)
- Played final season (2006) of eligibility at Youngstown State, seeing action in nine games as a reserve; completed 9-of-15 (.600) passes for 121 yards with two TDs and one INT as the Penguins went 11-3 and advanced to the NCAA I-AA semifinals

Mark Schoettmer

Cincinnati, Ohio

1980

Opponent	C-A	Yds	TD	Int
East Carolina	- DNP -			
Auburn	- DNP -			
Virginia	- DNP -			
Indiana	- DNP -			
South Carolina	- DNP -			
Clemson	- DNP -			
Maryland	- DNP -			
Georgia Tech	- DNP -			
Wake Forest	- DNP -			
N.C. State	- DNP -			
North Carolina	3-6	28	0	1

Year	G/GS	Cmp	Att	Pct.	Yards	TD	Int
1980	1/0	3	6	.500	28	0	1
Total	1/0	3	6	.500	28	0	1

- Born May 25, 1959
- Jersey #2
- Lettered one season (1980)
- Walk-on member of the JV team in 1977; completed only pass attempt for 29 yards
- Played on the JV team in 1979; completed 3-of-9 (.333) passes for 24 yards
- In only varsity appearance on November 22, 1980, completed 3-of-6 (.500) passes for 28 yards with one INT against North Carolina in a 44-21 road loss
- Career rushing: 1-(-2) (-2.00 avg.)
- Brother, Steve, lettered two seasons (1974-75) as a center on the Duke football team

Sean Schroeder

Laguna Niguel, Calif.

2011

Opponent	C-A	Yds	TD	Int
Richmond	- DNP -			
Stanford	- DNP -			
Boston College	- DNP -			
Tulane	0-0	0	0	0
FIU	- DNP -			
Florida State	- DNP -			
Wake Forest	- DNP -			
Virginia Tech	- DNP -			
Miami	- DNP -			
Virginia	- DNP -			
Georgia Tech	- DNP -			
North Carolina	- DNP -			

Year	G/GS	Cmp	Att	Pct.	Yards	TD	Int
2011	1/0	0	0	.000	0	0	0
Total	1/0	0	0	.000	0	0	0

- Born November 9, 1990
- Jersey #12
- Lettered one season (2011)
- Redshirted in 2009-10
- Graduated from Duke in May, 2012, and transferred to the University of Hawai'i with two years of eligibility remaining
- In 2012, played in 12 games with 11 starts as Hawai'i went 3-9; completed 175-of-344 (.509) pass attempts for 1,878 yards with 11

- TDs and 12 INTs
- In 2013, played in 11 games with nine starts as Hawai'i went 1-11; completed 233-of-376 (.620) pass attempts for 2,960 yards with 28 TDs and 14 INTs

Rich Searl

North Plainfield, N.J.

1971

Opponent	C-A	Yds	TD	Int
Florida	0-0	0	0	0
South Carolina	0-0	0	0	0
Virginia	0-0	0	0	0
Stanford	0-0	0	0	0
Clemson	0-0	0	0	0
N.C. State	0-0	0	0	0
Navy	0-0	0	0	0
Georgia Tech	0-0	0	0	0
West Virginia	3-8	38	0	1
Wake Forest ¹	5-15	72	0	0
North Carolina ²	8-24	111	0	3

Year	G/GS	Cmp	Att	Pct.	Yards	TD	Int
1971	11/2	16	47	.340	221	0	4
Total	11/2	16	47	.340	221	0	4

- Born December 4, 1949
- Jersey #12
- Lettered three seasons (1969-70-71)
- Three-time 1st team All-ACC defensive back
- Pressed into QB duty as a senior in 1971; started the final two games of the season
- First career start at QB came on November 13, 1971, against Wake Forest; completed 5-of-15 (.333) passes for 72 yards in a 23-7 road loss
- Held Duke's career record for defensive INTs (16) until John Talley broke the standard with his 17th pick against Boston College on November 11, 2006
- Ranks fourth on Duke's chart for career INT return yards (197)
- Also returned punts for the Blue Devils, taking back 55 (4th all-time at Duke) career kicks for 479 yards
- Registered 173 tackles in 1970, a total that ranks second on Duke's single-season chart behind Mike Junkin's total of 188 in 1986
- Career rushing: 75-186 (2.48 avg.; 1 TD)
- Career kickoff return: 9-160 (17.78 avg.)
- Career punt return: 55-479 (8.71 avg.)
- Career defense: 16 INTs

Thomas Sirk

Glen St. Mary, Fla.

2014

Opponent	C-A	Yds	TD	Int
Elon	5-7	40	0	0
Troy	1-1	2	1	0
Kansas	1-2	0	0	0
Tulane	0-1	0	0	0
Miami	- DNP -			
Georgia Tech	0-0	0	0	0
Virginia	1-1	3	1	0
Pittsburgh	0-0	0	0	0
Syracuse	0-0	0	0	0
Virginia Tech	1-1	4	0	0
North Carolina	0-0	0	0	0
Wake Forest	1-1	18	1	0
Arizona State	0-0	0	0	0

2015

Opponent	C-A	Yds	TD	Int
Tulane ¹	27-40	289	2	0
N.C. Central ²	15-22	315	3	0
Northwestern ³	24-39	150	0	1
Georgia Tech ⁴	17-25	114	1	2
Boston College ⁵	18-36	195	0	0
Army West Point ⁶	17-27	197	1	0
Virginia Tech ⁷	19-39	270	4	0
Miami ⁸	31-52	258	1	0
North Carolina ⁹	18-37	191	0	2
Pittsburgh	- DNP -			
Virginia ¹⁰	22-34	208	1	1
Wake Forest ¹¹	26-39	275	2	0
Indiana	17-37	163	1	2

Year	G/GS	Cmp	Att	Pct.	Yards	TD	Int
2014	12/0	10	14	.714	67	3	0
2015	12/12	251	427	.588	2,625	16	8
Total	24/12	261	441	.592	2,692	19	8

- Born September 24, 1993
- Jersey #1
- Lettered two seasons (2014-15)
- Enrolled at Duke in January, 2012
- Redshirted in 2012
- Missed the 2013 season after undergoing surgery on April 10, 2013, to repair a ruptured left Achilles tendon during spring practice
- No. 2 QB behind Anthony Boone in 2014
- Collegiate debut came on August 30, 2014, against Elon; completed 5-of-7 (.714) passes for 40 yards while rushing 8 times for 54 yards and 2 TDs in a 52-13 home win
- On October 18, 2014, against Virginia, threw game-winning 3-yard TD pass to David Reeves with 7:23 left in the fourth period in a 20-13 home win
- On November 1, 2014, against Pittsburgh, rushed for game-winning 5-yard TD in second OT period in 51-48 road win
- Only exclusive reserve QB (zero starts) in the nation to account for two game-winning, fourth quarter or overtime TDs in 2014
- Became the third player in Duke history to rush and throw for fourth quarter or overtime game-winning TDs in a single season, joining George Dutow in 1958 (16-yard run vs. Baylor & 10-yard pass to Wray Carlton vs. N.C. State) and Brandon Connette in 2013 (5-yard run vs. N.C. State, 22-yard pass to Issac Blakeney vs. Memphis & 47-yard pass to Braxton Deaver vs. Virginia)
- First career start came on September 3, 2015, against Tulane; completed 27-of-40 (.675) passes for 289 yards and two TDs while rushing 15 times for 68 yards in a 37-7 road win
- ACC Offensive Back of the Week, Manning Award Star of the Week and Davey O'Brien Award "Great 8" Performer of the Week after completing 19-of-39 (.487) passes for 163 yards with one TD while rushing 18 times for 109 yards and the game-winning PAT in a 45-43 4 OT road win over Virginia Tech on October 24, 2015
- Co-MVP of the New Era Pinstripe Bowl (with RB Shaun Wilson) after completing 17-37 (.459) passes for 163 yards with one TD and two INTs while rushing 20 times for 155 yards and two TDs in the 44-41 OT win over Indiana on December 27, 2015
- In 2015, ranked among the ACC leaders in pass completions per game (2nd; 20.92), total offensive yards per game (3rd; 285.67), total points responsible per game (3rd; 12.50), total points responsible (4th; 150), rushing yards by a QB (4th; 803), passing yards per game (5th; 218.75), passing yards (6th; 2,625), TD passes (6th; 16), pass completion percentage (8th; .588), pass efficiency rating (10th; 199.04) and rushing yards per game (10th; 66.92); nationally, ranked 25th in total offensive yards per game, 27th in pass completions per game, 42nd in total points responsible, 43rd in total points responsible per game and 48th in passing yards per game; also one of four QBs nationally to post 800+ rushing yards and 2,500+ passing yards on the season, joining Greg Ward of Houston, Deshaun Watson of Clemson and Marquise Williams of North Carolina
- Set school record for most pass attempts without an INT to begin a career (93), breaking the previous mark of 69 set by Thaddeus Lewis
- Missed the contact portion of 2016 spring practice while recovering from surgery performed on February 10, 2016, to repair ruptured right Achilles tendon suffered the day before
- On August 25, 2016, suffered season-ending partial tear of left Achilles tendon during practice; underwent surgery to repair tendon on September 2, 2016
- On November 21, 2016, granted an extension of eligibility by the NCAA, providing a sixth season of eligibility
- On April 7, 2017, announced commitment to play sixth season of eligibility at East Carolina University
- In 11 games (7 starts) at East Carolina, completed 132-of-238 (.555) passes for 1,655 yards and nine TDs, rushed 64 times for 165 yards and three TDs and caught three passes for 28 yards
- AAC Offensive Player of the Week after completing 30-of-39 (.769) passes for 426 yards and three TDs in a 41-38 road win over Connecticut on September 24, 2017
- Signed free agent contract with New York Giants on April 29, 2018
- Academic All-ACC, 2014
- Counselor, Manning Passing Academy, 2015
- Academic All-ACC, 2015
- CoSIDA Academic All-District III, 2015
- Counselor, Manning Passing Academy, 2016
- Team captain, 2016
- Semifinalist, National Football Foundation William V. Campbell Trophy, 2017
- National Football Foundation Hampshire Honor Society, 2018
- Career rushing: 210-1,041 (4.96 avg.; 16 TDs)

Steve Slayden

Atlanta, Ga.

Opponent	C-A	Yds	TD	Int
Indiana	- DNP -			
South Carolina	13-20	153	0	0
Army	- DNP -			
Virginia ¹	13-25	108	0	3
Virginia Tech	0-2	0	0	1
Clemson	9-17	143	1	1
Maryland	8-19	133	1	0
Georgia Tech ²	19-35	153	0	0
Wake Forest ³	14-24	142	1	2
N.C. State ⁴	10-18	106	0	0
North Carolina ⁵	27-42	291	1	2

1985

Opponent	C-A	Yds	TD	Int
Northwestern ⁶	21-28	229	2	0
West Virginia ⁷	16-32	197	1	1
Ohio	- DNP -			
Virginia ⁸	18-33	208	1	1
South Carolina ⁹	18-31	143	0	3
Clemson ¹⁰	24-33	218	0	2
Maryland ¹¹	11-22	137	1	2
Georgia Tech ¹²	17-32	222	0	1
Wake Forest ¹³	16-26	166	1	1
N.C. State ¹⁴	12-23	169	1	1
North Carolina ¹⁵	20-34	248	3	1

1986

Opponent	C-A	Yds	TD	Int
Northwestern ¹⁶	13-20	120	1	1
Georgia ¹⁷	17-34	159	1	2
Ohio ¹⁸	18-22	213	2	0
Virginia ¹⁹	15-23	220	3	1
Vanderbilt ²⁰	18-29	199	0	1
Clemson ²¹	22-40	199	0	1
Maryland ²²	24-42	250	2	2
Georgia Tech ²³	7-21	46	0	4
Wake Forest ²⁴	13-24	170	1	1
N.C. State ²⁵	17-27	103	1	0
North Carolina ²⁶	19-31	235	3	2

1987

Opponent	C-A	Yds	TD	Int
Colgate ²⁷	15-30	239	2	2
Northwestern ²⁸	18-35	269	1	4
Vanderbilt ²⁹	19-29	297	4	1
Virginia ³⁰	26-44	236	0	2
Rutgers ³¹	10-24	97	0	2
Clemson	- DNP -			
Maryland ³²	31-42	373	1	1
Georgia Tech ³³	31-50	396	6	0
Wake Forest ³⁴	24-43	281	1	1
N.C. State ³⁵	33-62	458	3	1
North Carolina ³⁶	23-36	278	2	2

Year	G/GS	Cmp	Att	Pct.	Yards	TD	Int
1984	9/5	113	202	.559	1,229	4	9
1985	10/10	173	294	.588	1,937	10	13
1986	11/11	183	313	.585	1,914	14	15
1987	10/10	230	395	.582	2,924	20	16
Total	40/36	699	1,204	.581	8,004	48	53

- Born January 22, 1966
- Jersey #6 (1984-85-86) & #7 (1987)
- Lettered four seasons (1984-85-86-87)
- First career start came on October 6, 1984, against Virginia; completed 13-of-25 (.520) passes for 108 yards with three INTs in a 38-10 home loss
- ACC Rookie of the Week after completing 14-of-24 (.583) passes for 142 yards with one TD and two INTs against Wake Forest on November 10, 1984, in a 20-16 home loss
- ACC Rookie of the Week after completing 27-of-42 (.643) passes for 291 yards with one TD and two INTs against North Carolina on November 24, 1984, in a 17-15 home loss
- Started 10 games in 1985, missing the Ohio contest due to shoulder injury
- In 1985, led the ACC in pass completion percentage (.588) and ranked third in total offense (201.9 ypg)
- ACC Offensive Back of the Week after completing 31-of-50 (.620)

- pass attempts for 396 yards and an ACC single-game record six TDs against Georgia Tech on October 31, 1987, in a 48-14 home win
- On November 14, 1987, against N.C. State, matched school single-game record with 62 pass attempts in a 47-45 home loss
- Led the ACC in total offense in 1987 (269.8)
- Academic All-ACC selection, 1987
- Career rushing: 342-125 (0.37 avg.; 8 TDs)
- Selected in the 12th round (328th overall pick) of the 1988 NFL Draft by the Cleveland Browns

Adam Smith

Orinda, Calif.

Opponent	C-A	Yds	TD	Int
Florida State	4-4	27	0	0
Rice	- DNP -			
Northwestern	0-4	0	0	1
Virginia	0-1	0	0	0
Georgia Tech	- DNP -			
Wake Forest	- DNP -			
Maryland	1-2	3	0	0
Vanderbilt	- DNP -			
N.C. State	- DNP -			
North Carolina	0-2	0	0	0
Clemson	- DNP -			

2002

Opponent	C-A	Yds	TD	Int
East Carolina ¹	5-11	52	0	0
Louisville ²	12-21	140	0	0
Northwestern ³	13-26	188	2	1
Florida State ⁴	11-18	124	0	0
Navy ⁵	11-17	144	2	0
Virginia ⁶	26-42	256	2	0
Wake Forest ⁷	8-15	52	0	1
N.C. State ⁸	28-41	353	1	0
Maryland ⁹	12-23	109	0	2
Clemson ¹⁰	23-44	290	3	3
Georgia Tech ¹¹	13-33	146	0	2
North Carolina ¹²	12-17	177	2	0

2003

Opponent	C-A	Yds	TD	Int
Virginia ¹³	6-20	47	0	0
Western Carolina	13-20	120	2	0
Rice	- DNP -			
Northwestern	8-15	78	0	0
Florida State	2-3	24	0	0
Maryland	- DNP -			
Wake Forest	6-11	73	0	0
N.C. State ¹⁴	9-17	103	0	0
Tennessee ¹⁵	5-8	43	0	0
Georgia Tech	- DNP -			
Clemson	- DNP -			
North Carolina	- DNP -			

Year	G/GS	Cmp	Att	Pct.	Yards	TD	Int
2001	5/0	5	13	.385	30	0	1
2002	12/12	174	308	.565	2,031	12	9
2003	7/3	49	94	.521	488	2	0
Total	24/15	228	415	.549	2,549	14	10

- Born January 17, 1982
- Jersey #16
- Lettered three seasons (2001-02-03)
- Redshirted in 2000
- Became Duke's starter in 2002 when incumbent starter D. Bryant was declared academically ineligible on July 12, 2002
- First career start came on August 31, 2002; completed 5-of-11 (.455) passes for 52 yards in a 23-16 home win over East Carolina as Duke snapped a 23-game losing streak
- Started the season-opener in 2003, but was replaced in the lineup by redshirt freshman Mike Schneider in week 2
- After the dismissal of head coach Carl Franks on October 19, 2003, earned starts in the first two games under interim head coach Ted Roof in weeks 8 and 9, but did not see action in the final three contests of the year
- Career rushing: 88-(-158) (-1.80 avg.; 2 TDs)
- Career receiving: 1-(-12) (-12.00 avg.)
- Transferred and played final season of eligibility (2004) at Western Illinois, seeing action in six games; completed 47-of-91 (.516) passes for 570 yards with two TDs and one INT as the Leathernecks went 4-7

Richard Sommers

Kingsport, Tenn.

1950

Opponent	C-A	Yds	TD	Int
South Carolina	0-0	0	0	0
Pittsburgh	0-0	0	0	0
Tennessee	0-0	0	0	0
N.C. State	0-0	0	0	0
Richmond	0-0	0	0	0
Maryland	0-0	0	0	0
Georgia Tech	0-0	0	0	0
Wake Forest	0-0	0	0	0
Virginia Tech	0-0	0	0	0
North Carolina	0-0	0	0	0

1951

Opponent	C-A	Yds	TD	Int
South Carolina	0-0	0	0	0
Pittsburgh	0-0	0	0	0
Tennessee	0-0	0	0	0
N.C. State	0-0	0	0	0
Virginia Tech	0-0	0	0	0
Virginia	0-1	0	0	0
Georgia Tech	0-0	0	0	0
Wake Forest	0-0	0	0	0
William & Mary	0-0	0	0	0
North Carolina	0-0	0	0	0

1952

Opponent	C-A	Yds	TD	Int
Washington & Lee	0-0	0	0	0
SMU	0-0	0	0	0
Tennessee	0-0	0	0	0
South Carolina	0-0	0	0	0
N.C. State	0-1	0	0	0
Virginia	0-0	0	0	0
Georgia Tech	0-0	0	0	0
Navy	0-0	0	0	0
Wake Forest	0-0	0	0	0
North Carolina	0-0	0	0	0

Year	G/GS	Cmp	Att	Pct.	Yards	TD	Int
1950	10/0	0	0	.000	0	0	0
1951	10/0	0	1	.000	0	0	0
1952	10/0	0	1	.000	0	0	0
Total	30/0	0	2	.000	0	0	0

- Born March 23, 1931
- Jersey #25
- Lettered three seasons (1950-51-52)
- Played both halfback and quarterback
- 1st team All-Southern Conference, 1952 (defense)
- Career rushing: punt return: 3-38 (12.67 avg.)
- Career defense: 5 INTs

Hal Spears

Ironton, Ohio

1972

Opponent	C-A	Yds	TD	Int
Alabama	3-4	51	0	0
Washington	3-4	30	0	1
Stanford	- DNP -			
Virginia	6-9	64	2	1
N.C. State ¹	1-8	9	0	1
Clemson	- DNP -			
Maryland	- DNP -			
Navy	- DNP -			
Georgia Tech	- DNP -			
Wake Forest	- DNP -			
North Carolina	- DNP -			

1973

Opponent	C-A	Yds	TD	Int
Tennessee	- DNP -			
Washington	1-2	10	0	0
Virginia	0-3	0	0	1
Purdue	1-3	28	0	0
Tulane	1-6	36	0	0
Clemson ²	3-10	27	0	2
Maryland	3-3	42	0	0
Georgia Tech	- DNP -			
Wake Forest	- DNP -			
N.C. State	7-11	51	0	1
North Carolina ³	12-17	131	0	0

1974

Opponent	C-A	Yds	TD	Int
N.C. State	- DNP -			
South Carolina	2-4	29	0	0
Virginia ⁴	10-17	170	1	0
Purdue ⁵	4-6	29	0	0
Army ⁶	10-15	178	1	0
Clemson ⁷	15-26	209	2	0
Florida ⁸	15-27	210	1	3
Georgia Tech ⁹	5-10	75	0	0
Wake Forest ¹⁰	4-8	37	0	2
Maryland ¹¹	6-11	78	0	0
North Carolina ¹²	8-17	117	0	1

1975

Opponent	C-A	Yds	TD	Int
Southern California ¹³	0-1	0	0	0
South Carolina	5-8	79	0	0
Virginia	- DNP -			
Pittsburgh	- DNP -			
Army	- DNP -			
Clemson	- DNP -			
Florida	- DNP -			
Georgia Tech	4-8	36	0	0
Wake Forest	1-1	11	0	0
N.C. State	- DNP -			
North Carolina	- DNP -			

Year	G/GS	Cmp	Att	Pct.	Yards	TD	Int
1972	4/1	13	25	.520	154	2	3
1973	8/2	28	55	.509	325	0	4
1974	10/9	79	141	.560	1,132	5	6
1975	4/1	10	18	.556	126	0	0
Total	26/13	130	239	.544	1,737	7	13

- Born March 15, 1954
- Jersey #2
- Lettered three seasons (1973-74-75)
- First career start came on October 7, 1972, against N.C. State; completed 1-of-8 (.125) passes for 9 yards with one INT in a 17-0 road loss
- Did not see game action in the final six weeks of the 1972 season once Mark Johnson returned from injury
- Duke captain, 1975
- Career rushing: 179-231 (1.29 avg.; 5 TDs)
- Career kickoff return: 1-14 (14.00 avg.)

John Spoganetz

Carteret, N.J.

1971

Opponent	C-A	Yds	TD	Int
Florida	- DNP -			
South Carolina	- DNP -			
Virginia	- DNP -			
Stanford	- DNP -			
Clemson	- DNP -			
N.C. State	- DNP -			
Navy	- DNP -			
Georgia Tech	- DNP -			
West Virginia	0-1	0	0	1
Wake Forest	1-2	11	0	0
North Carolina	- DNP -			

Year	G/GS	Cmp	Att	Pct.	Yards	TD	Int
1971	2/0	1	3	.333	11	0	1
Total	2/0	1	3	.333	11	0	1

- Born February 3, 1951
- Jersey #11
- Lettered one season (1972)
- Played for the freshman team in 1969; completed 21-of-62 (.339) passes for 284 yards and three TDs
- Moved to WR in for senior season (1972)
- Career rushing: 5-(-3) (-0.60 avg.)

Jerry Stoltz

Winston-Salem, N.C.

1961

Opponent	C-A	Yds	TD	Int
South Carolina	- DNP -			
Virginia	1-4	3	0	0
Wake Forest	0-0	0	0	0
Georgia Tech	- DNP -			
Clemson	- DNP -			
N.C. State	- DNP -			
Michigan	- DNP -			
Navy	0-0	0	0	0
North Carolina	- DNP -			
Notre Dame	- DNP -			

1962

Opponent	C-A	Yds	TD	Int
Southern California	0-0	0	0	0
South Carolina	- DNP -			
Florida	0-0	0	0	0
California	- DNP -			
Clemson	- DNP -			
N.C. State	0-0	0	0	0
Georgia Tech	- DNP -			
Maryland	- DNP -			
Wake Forest	1-2	4	0	0
North Carolina	- DNP -			

1963

Opponent	C-A	Yds	TD	Int
South Carolina	- DNP -			
Virginia	- DNP -			
Maryland	0-0	0	0	0
California	1-1	11	0	0
Clemson	0-0	0	0	0
N.C. State	- DNP -			
Georgia Tech	2-6	25	0	0
Wake Forest	0-1	0	0	1
Navy	- DNP -			
North Carolina	- DNP -			

Year	G/GS	Cmp	Att	Pct.	Yards	TD	Int
1961	3/0	1	4	.250	3	0	0
1962	4/0	1	2	.500	4	0	0
1963	5/0	3	8	.375	36	0	1
Total	12/0	5	14	.357	43	0	1

- Born February 21, 1941
- Jersey #16
- Lettered two seasons (1962-63)
- Career rushing: 4-3 (0.75 avg.)

Kevin Thompson

Thomasville, Ga.

1996

Opponent	C-A	Yds	TD	Int
Florida State	1-3	4	0	0
Northwestern	- DNP -			
Army	- DNP -			
Georgia Tech	3-5	42	1	1
Navy	3-8	48	1	1
Clemson	- DNP -			
Maryland	- DNP -			
Virginia	4-13	63	0	1
N.C. State	1-3	7	0	0
Wake Forest	- DNP -			
North Carolina	- DNP -			

1997

Opponent	C-A	Yds	TD	Int
N.C. State	0-1	0	0	0
Northwestern	- DNP -			
Army	- DNP -			
Navy	- DNP -			
Maryland	- DNP -			
Florida State	5-16	79	2	1
Virginia	- DNP -			
Wake Forest	- DNP -			
Clemson	- DNP -			
Georgia Tech	- DNP -			
North Carolina	- DNP -			

1998

Opponent	C-A	Yds	TD	Int
Western Carolina	0-0	0	0	0
Northwestern	0-0	0	0	0
Florida State	0-1	0	0	0
Virginia	0-0	0	0	0
Georgia Tech	0-0	0	0	0
Wake Forest	0-0	0	0	0
N.C. State	0-0	0	0	0
Clemson	0-0	0	0	0
Vanderbilt	0-0	0	0	0
Maryland	0-0	0	0	0
North Carolina	4-9	45	0	0

1999

Opponent	C-A	Yds	TD	Int
East Carolina	0-0	0	0	0
Northwestern	12-32	153	0	0
Vanderbilt ¹	0-4	0	0	0
Florida State	6-13	62	1	1
Virginia	0-0	0	0	0
Georgia Tech	0-0	0	0	0
N.C. State	0-0	0	0	0
Maryland	0-0	0	0	0
Clemson	2-6	13	0	0
Wake Forest ²	12-19	128	2	1
North Carolina	3-6	55	0	0

Year	G/GS	Cmp	Att	Pct.	Yards	TD	Int
1996	5/0	12	32	.375	164	2	3
1997	2/0	5	17	.294	79	2	1
1998	11/0	4	10	.400	45	0	0
1999	11/2	35	80	.438	411	3	2
Total	29/2	56	139	.403	699	7	6

- Born October 26, 1976
- Jersey #7
- Lettered four seasons (1996-97-98-99)
- Came off the bench for injured starter Bobby Campbell (shoulder) to complete 5-of-16 (.313) passes for 79 yards with two TDs and one INT in 51-27 home loss to No. 4 Florida State on October 11, 1997
- First career start came on September 25, 1999, against Vanderbilt; completed 0-of-4 (.000) passes in a 31-14 home loss; replaced by Bobby Campbell after Duke produced two net offensive yards on three possessions
- Only other starting assignment came on November 13, 1999, against Wake Forest for Senior Day; completed 12-of-19 (.632) passes for 128 yards with two TDs and one INT in a 48-35 home win
- Career rushing: 41(-61) (-1.49 avg.; 2 TDs)

Dave Trice

Charlottesville, Va.

1968

Opponent	C-A	Yds	TD	Int
South Carolina	- DNP -			
Michigan	4-8	67	0	1
Maryland	6-7	91	0	0
Virginia	1-4	14	0	0
Clemson	2-2	44	0	0
Army	9-20	129	0	1
Georgia Tech	0-2	0	0	1
N.C. State	- DNP -			
Wake Forest	- DNP -			
North Carolina	1-1	70	0	0

Year	G/GS	Cmp	Att	Pct.	Yards	TD	Int
1968	7/0	23	44	.523	415	0	3
Total	7/0	23	44	.523	415	0	3

- Born April 1, 1948
- Jersey #16
- Lettered two seasons (1968-69)
- Played for the freshman team in 1966, completing 34-of-61 (.557) passes for 470 yards and five TDs
- Slated to start at QB in 1968, but suffered knee injury in final preseason scrimmage, opening the door for future three-time All-ACC selection Leo Hart to start the first of 31 straight games in the season-opener at South Carolina on September 21, 1968
- Moved to DB in for senior season (1969)
- Career rushing: 35-115 (3.29 avg.; 3 TDs)
- Career defense: 2 INTs

Dave Uible

Shaker Heights, Ohio

1962

Opponent	C-A	Yds	TD	Int
Southern California	- DNP -			
South Carolina	0-0	0	0	0
Florida	- DNP -			
California	0-1	0	0	1
Clemson	- DNP -			
N.C. State	- DNP -			
Georgia Tech	- DNP -			
Maryland	- DNP -			
Wake Forest	0-1	0	0	0
North Carolina	- DNP -			

1963

Opponent	C-A	Yds	TD	Int
South Carolina ¹	10-17	108	0	0
Virginia ²	3-5	26	0	1
Maryland	- DNP -			
California	- DNP -			
Clemson	- DNP -			
N.C. State	- DNP -			
Georgia Tech	- DNP -			
Wake Forest	- DNP -			
Navy	- DNP -			
North Carolina	- DNP -			

Year	G/GS	Cmp	Att	Pct.	Yards	TD	Int
1962	3/0	0	2	.000	0	0	1
1963	2/2	13	22	.591	134	0	1
Total	5/2	13	24	.542	134	0	2

- Born January 18, 1942
- Jersey #13
- Lettered two seasons (1962-63)
- Left-handed QB
- First career start came in the season-opener on September 21, 1963, against South Carolina; completed 10-of-17 (.588) passes for 108 yards in a 22-14 home win
- In week two against Virginia on September 28, 1963, suffered knee injury in first half and missed the remainder of the season
- Career rushing: 14-6 (0.43 avg.)
- Lettered three seasons (1962-63-64) as a first baseman on the Duke baseball team; in 63 career games, batted .270 (61-of-226) with 37 runs scored, 10 doubles, five triples, four home runs and 48 RBI
- Two-time All-ACC selection on the diamond (2nd team in 1962 & 1st team in 1963)

Drew Walston

College Park, Ga.

1982

Opponent	C-A	Yds	TD	Int
Tennessee	- DNP -			
South Carolina	0-0	0	0	0
Virginia	1-1	4	0	0
Navy	0-0	0	0	0
Virginia Tech	0-0	0	0	0
Clemson	0-0	0	0	0
Maryland	0-0	0	0	0
Georgia Tech	0-0	0	0	0
Wake Forest	0-3	0	0	0
N.C. State	0-0	0	0	0
North Carolina	0-0	0	0	0

1983

Opponent	C-A	Yds	TD	Int
Virginia	0-0	0	0	0
Indiana	0-0	0	0	0
South Carolina	0-0	0	0	0
Miami (Fla.)	3-8	31	0	0
Virginia Tech	0-0	0	0	0
Clemson	0-0	0	0	0
Maryland	2-2	15	0	0
Georgia Tech	0-0	0	0	0
Wake Forest	0-0	0	0	0
N.C. State	0-0	0	0	0
North Carolina	0-0	0	0	0

1984

Opponent	C-A	Yds	TD	Int
Indiana ¹	1-3	6	0	1
South Carolina ²	6-12	59	0	2
Army	1-1	11	0	0
Virginia	4-6	43	0	1
Virginia Tech	6-7	64	0	0
Clemson ³	13-26	185	0	1
Maryland ⁴	8-14	60	0	2
Georgia Tech	2-3	5	0	0
Wake Forest	0-0	0	0	0
N.C. State	4-6	61	0	0
North Carolina	0-0	0	0	0

Year	G/GS	Cmp	Att	Pct.	Yards	TD	Int
1982	10/0	1	4	.250	4	0	0
1983	11/0	5	10	.500	46	0	0
1984	11/4	45	78	.577	494	0	7
1985	0/0	0	0	.000	0	0	0
Total	32/4	51	92	.554	544	0	7

- Born August 19, 1965
- Jersey #10
- Lettered four seasons (1982-83-84-85)
- First career start came in the season-opener on September 8, 1984; completed 1-of-3 (.333) passes for six yards with one INT in a 31-24 home win over Indiana
- Served as the holder on placement kicks
- Missed spring practice in 1985 due to shoulder surgery; did not see action that fall but did earn a varsity letter
- Career rushing: 28(-110) (-3.93 avg.; 1 TD)

Glen Wild

Pittsburgh, Pa.

1950

Opponent	C-A	Yds	TD	Int
South Carolina	0-0	0	0	0
Pittsburgh	3-5	35	1	0
Tennessee	1-3	2	0	2
N.C. State	0-0	0	0	0
Richmond	0-3	0	0	1
Maryland	0-1	0	0	0
Georgia Tech	0-0	0	0	0
Wake Forest	0-0	0	0	0
Virginia Tech	3-5	28	1	1
North Carolina	0-0	0	0	0

1951

Opponent	C-A	Yds	TD	Int
South Carolina	1-4	18	0	0
Pittsburgh	0-0	0	0	0
Tennessee	0-0	0	0	0
N.C. State	0-0	0	0	0
Virginia Tech	3-8	41	0	0
Virginia	0-0	0	0	0
Georgia Tech	0-0	0	0	0
Wake Forest	0-0	0	0	0
William & Mary	0-0	0	0	0
North Carolina	0-0	0	0	0

Year	G/GS	Cmp	Att	Pct.	Yards	TD	Int
1949	-	19	29	.655	288	2	1
1950	10/0	7	17	.412	65	2	4
1951	10/0	4	12	.333	59	0	0
Total	-	30	58	.517	412	4	5

- Born January 24, 1929
- Jersey #20
- Lettered three seasons (1949-50-51)
- Career rushing: 59-177 (3.00 avg.; 1 TD)
- Career punting: 7-272 (38.86 avg.)

Chris Wispelwey

Pompton Plains, N.J.

2001

Opponent	C-A	Yds	TD	Int
Florida State		- DNP -		
Rice		- DNP -		
Northwestern		- DNP -		
Virginia		- DNP -		
Georgia Tech		- DNP -		
Wake Forest		- DNP -		
Maryland	0-1	0	0	0
Vanderbilt		- DNP -		
N.C. State		- DNP -		
North Carolina	1-2	26	0	0
Clemson	1-1	29	1	0

2002

Opponent	C-A	Yds	TD	Int
East Carolina		- DNP -		
Louisville		- DNP -		
Northwestern		- DNP -		
Florida State		- DNP -		
Navy	3-3	27	0	0
Virginia		- DNP -		
Wake Forest		- DNP -		
N.C. State	0-0	0	0	0
Maryland	2-3	26	1	0
Clemson	0-0	0	0	0
Georgia Tech	0-0	0	0	0
North Carolina	0-0	0	0	0

Year	G/GS	Cmp	Att	Pct.	Yards	TD	Int
2001	3/0	2	4	.500	55	1	0
2002	6/0	5	6	.833	53	1	0
2003	0/0	0	0	.000	0	0	0
Total	9/0	7	10	.700	108	2	0

- Born April 12, 1982
- Jersey #10
- Lettered three seasons (2001-02-03)
- Redshirted in 2000
- Career rushing: 3-5 (1.67 avg.)

Al Woodall

Erwin, N.C.

1966

Opponent	C-A	Yds	TD	Int
West Virginia	11-16	135	0	2
Pittsburgh ¹	1-1	9	0	0
Virginia		- DNP -		
Maryland	11-15	104	1	0
Clemson ²	3-15	54	0	1
N.C. State ³	13-24	180	1	1
Georgia Tech	0-0	0	0	0
Navy	0-0	0	0	0
Notre Dame		- DNP -		
North Carolina		- DNP -		

1967

Opponent	C-A	Yds	TD	Int
Wake Forest ⁴	8-11	177	1	0
Michigan ⁵	6-16	84	0	1
South Carolina ⁶	10-14	91	0	2
Army ⁷	4-11	39	0	1
Virginia ⁸	5-7	73	0	0
Clemson ⁹	9-19	83	0	0
N.C. State ¹⁰	11-20	145	0	1
Georgia Tech ¹¹	12-25	166	1	3
Navy ¹²	6-9	71	0	0
North Carolina ¹³	8-18	80	0	1

Year	G/GS	Cmp	Att	Pct.	Yards	TD	Int
1966	7/3	39	71	.549	482	2	4
1967	10/10	79	150	.527	1,009	2	9
Total	17/13	118	221	.534	1,491	4	13

- Born December 7, 1945
- Jersey #18
- Lettered two seasons (1966-67)
- Played on the freshman team in 1964; completed 35-of-58 (.603) passes for 442 yards
- Did not play in 1965

- First career start came on September 24, 1966; completed only pass attempt for nine yards in a 14-7 road win over Pittsburgh
- Slowed by elbow and ankle injuries in 1966
- Started all 10 games in 1967
- Career rushing: 60-214 (3.57 avg.)
- Second round selection (52nd overall pick) of the New York Jets in the 1969 AFL-NFL Common Draft
- Played six seasons (1969-74) with the Jets, starting a total of 19 games (5-14 as a starter)
- Saw action in 31 career games, completing 246-of-503 (.489) passes for 2,970 yards with 18 TDs and 23 INTs
- Served as backup to Hall of Fame QB Joe Namath
- Top seasons came in 1970 (1,265 passing yards with nine TDs) and 1973 (1,228 passing yards with nine TDs)

Career NFL Passing Statistics

> New York Jets (1969-74)

Year	G/GS	Cmp	Att	Pct.	Yards	TD	Int
1969	4/0	4	9	.444	67	0	2
1970	10/9	96	188	.511	1,265	9	9
1971	5/4	42	97	.433	395	0	2
1972	0/0	0	0	.000	0	0	0
1973	9/6	101	201	.502	1,228	9	8
1974	3/0	3	8	.375	15	0	2
Total	31/19	246	503	.489	2,970	18	23

QUARTERBACK STARTING DEBUTS

Year	Quarterback	Class	First Game	Result	Rushing	Passing	W	L	T	Pct.
1951	Jerry Barger	Fr.	*%South Carolina	W, 34-6	13-8, 0 TD	9-12-0, 146, 1 TD	17	8	3	.661
1952	Worth Lutz	So.	*%WASHINGTON & LEE	W, 34-0	19-85, 1 TD	4-4-0, 56, 1 TD	11	2	0	.846
1955	Sonny Jurgensen	Jr.	*^N.C. State	W, 33-7	9-43, 1 TD	2-6-1, 20, 0 TD	10	3	2	.733
1955	Dale Boyd	Sr.	Georgia Tech	L, 0-27	10-10, 0 TD	2-5-0, 22, 0 TD	0	1	0	.000
1956	Bob Brodhead	So.	TENNESSEE	L, 20-33	14-20, 1 TD	3-6-0, 25, 0 TD	12	9	2	.565
1958	Pryor Millner	Sr.	ILLINOIS	W, 15-13	1-(-3), 0 TD	0-0-0, 0, 0 TD	1	0	0	1.000
1959	George Harris	Sr.	*^South Carolina	L, 7-12	4-(-8), 0 TD	1-3-0, 14, 0 TD	3	4	0	.429
1959	Don Altman	So.	ARMY WEST POINT	L, 6-21	4-(-21), 0 TD	1-3-0, 7, 0 TD	8	5	0	.615
1961	Walt Rappold	Jr.	*^South Carolina	W, 7-6	7-11, 0 TD	6-11-1, 68, 0 TD	15	5	0	.750
1963	Dave Uible	Jr.	*^SOUTH CAROLINA	W, 22-14	8-12, 0 TD	10-17-0, 108, 0 TD	2	0	0	1.000
1963	Scotty Glacken	So.	^Maryland	W, 30-12	4-(-11), 1 TD	6-14-0, 106, 1 TD	11	11	2	.500
1965	Todd Orvald	Jr.	Georgia Tech	L, 23-35	7-(-19), 0 TD	17-27-3, 237, 3 TD	4	3	0	.571
1966	Al Woodall	Jr.	Pittsburgh	W, 14-7	3-6, 0 TD	1-1-0, 9, 0 TD	5	8	0	.385
1966	Tom Edens	So.	GEORGIA TECH	L, 7-48	2-(-11), 0 TD	2-13-1, 27, 0 TD	0	1	0	.000
1966	Larry Davis	Jr.	Navy	W, 9-7	27-103, 0 TD	3-7-1, 64, 0 TD	2	1	0	.667
1968	Leo Hart	So.	*^South Carolina	W, 14-7	18-0, 0 TD	16-25-0, 214, 1 TD	13	17	1	.435
1971	Dennis Satyshur	Sr.	*Florida	W, 12-6	4-(-9), 0 TD	3-7-0, 39, 0 TD	6	3	0	.667
1971	Rich Searl	Sr.	^Wake Forest	L, 7-23	20-37, 1 TD	5-15-0, 72, 0 TD	0	2	0	.000
1972	Bob Albright	Jr.	*Alabama	L, 12-35	5-(-18), 0 TD	8-13-1, 103, 2 TD	2	3	0	.400
1972	Hal Spears	Fr.	^N.C. State	L, 0-17	7-5, 0 TD	1-8-1, 9, 0 TD	7	6	0	.538
1972	Mark Johnson	So.	^MARYLAND	W, 20-14	19-114, 1 TD	5-8-1, 54, 1 TD	4	8	1	.346
1973	Roger Neighborgall	So.	^Maryland	L, 10-30	8-(-20), 0 TD	9-19-1, 143, 1 TD	0	2	0	.000
1974	Bob Corbett	Jr.	South Carolina	W, 20-14	3-6, 0 TD	1-2-0, 15, 0 TD	3	4	0	.429
1975	Mike Dunn	Fr.	Army West Point	W, 21-10	11-52, 0 TD	4-9-1, 47, 0 TD	15	17	3	.471
1978	Stanley Driskell	Jr.	*GEORGIA TECH	W, 28-10	7-46, 1 TD	6-15-0, 153, 1 TD	2	9	1	.208
1979	Craig Browning	So.	*EAST CAROLINA	W, 28-14	13-28, 0 TD	3-6-0, 25, 0 TD	1	0	0	1.000
1980	Ben Bennett	Fr.	*EAST CAROLINA	L, 10-35	7-(-55), 0 TD	11-23-1, 128, 1 TD	13	25	0	.342
1980	Brent Clinkscale	So.	Indiana	L, 21-31	2-(-20), 0 TD	3-10-0, 9, 0 TD	0	1	0	.000
1981	Ron Sally	So.	South Carolina	L, 3-17	10-8, 0 TD	7-27-3, 72, 0 TD	4	3	0	.571
1984	Drew Walston	Jr.	*INDIANA	W, 31-24	2-(-1), 1 TD	1-3-1, 6, 0 TD	1	3	0	.250
1984	Steve Slayden	Fr.	^VIRGINIA	L, 10-38	6-(-12), 0 TD	13-25-3, 108, 0 TD	13	23	0	.361
1985	Anthony Dilweg	R-Fr.	OHIO	W, 34-13	3-(-15), 0 TD	9-15-1, 108, 0 TD	8	4	1	.654
1989	Billy Ray	R-Jr.	*South Carolina	L, 21-27	3-5, 0 TD	28-39-3, 341, 2 TD	8	7	0	.533
1989	Dave Brown	R-Fr.	^Wake Forest	W, 52-35	5-2, 1 TD	24-36-1, 444, 4 TD	7	10	1	.417
1992	Steve Prince	Sr.	*^Florida State	L, 21-48	1-8, 0 TD	4-10-1, 54, 0 TD	1	4	0	.200
1992	Spence Fischer	So.	EAST CAROLINA	W, 45-14	5-9, 0 TD	20-29-2, 222, 3 TD	15	22	0	.405
1993	Joe Pickens	R-Jr.	*^FLORIDA STATE	L, 7-45	2-(-26), 0 TD	6-21-1, 53, 0 TD	0	2	0	.000
1996	David Green	R-Jr.	*^Florida State	L, 7-44	8-6, 0 TD	6-12-0, 40, 0 TD	0	8	0	.000
1996	Matt Rader	R-So.	NORTHWESTERN	L, 13-38	14-9, 0 TD	27-46-2, 289, 1 TD	0	4	0	.000
1997	Bobby Campbell	R-Fr.	*^N.C. STATE	L, 14-45	10-10, 2 TD	13-26-1, 189, 0 TD	1	11	0	.083
1997	Spencer Romine	R-Fr.	ARMY WEST POINT	W, 20-17	9-19, 0 TD	12-20-2, 159, 1 TD	7	15	0	.318
1999	Kevin Thompson	R-Sr.	VANDERBILT	L, 14-31	1-5, 0 TD	0-4-0, 0, 0 TD	1	1	0	.500
2000	D. Bryant	So.	^CLEMSON	L, 22-52	12-(-52), 0 TD	16-35-1, 168, 0 TD	0	18	0	.000
2002	Adam Smith	So.	*EAST CAROLINA	W, 23-16	1-(-11), 0 TD	5-11-0, 52, 0 TD	2	13	0	.133
2003	Mike Schneider	R-Fr.	WESTERN CAROLINA	W, 29-3	7-20, 0 TD	5-9-0, 61, 0 TD	6	17	0	.261
2003	Chris Dapolito	Jr.	^North Carolina	W, 30-22	8-42, 0 TD	5-7-0, 81, 0 TD	1	1	0	.500
2005	Zack Asack	Fr.	NAVY	L, 21-28	17-58, 1 TD	12-16-1, 111, 0 TD	0	7	0	.000
2006	Marcus Jones	So.	*RICHMOND	L, 0-13	3-6, 0 TD	2-6-0, 11, 0 TD	0	1	0	.000
2006	Thaddeus Lewis	Fr.	^Wake Forest	L, 13-14	11-1, 0 TD	21-32-0, 305, 1 TD	10	36	0	.217
2010	Sean Renfree	R-So.	*ELON	W, 41-27	2-(-1), 0 TD	31-39-0, 350, 2 TD	12	23	0	.343
2010	Brandon Connette	Fr.	^MIAMI	L, 13-28	11-(-2), 1 TD	4-6-0, 30, 0 TD	1	3	0	.250
2012	Anthony Boone	R-So.	^VIRGINIA	W, 42-17	7-41, 0 TD	18-31-0, 212, 4 TD	19	6	0	.760
2015	Thomas Sirk	R-Jr.	*Tulane	W, 37-7	15-68, 0 TD	27-40-0, 289, 2 TD	8	4	0	.667
2015	Parker Boehme	R-So.	^PITTSBURGH	L, 13-31	11-80, 1 TD	23-42-1, 248, 0 TD	0	1	0	.000
2016	Daniel Jones	R-Fr.	*N.C. CENTRAL	W, 49-6	2-28, 1 TD	10-15-0, 189, 2 TD	17	19	0	.472
2018	Quentin Harris	R-Jr.	Baylor	W, 40-27	14-83, 0 TD	12-30-0, 174, 3 TD	7	7	0	.500
2020	Chase Brice	Gr.	*^Notre Dame	L, 13-27	10-20, 1 TD	20-37-0, 259, 0 TD	2	9	0	.182

*Season opener; %Southern Conference game; ^ACC game; Home games in all caps



RECORDS

PASSING RECORDS

Most Passing Yards, Quarter

1.	Ben Bennett (4th)	262 vs. Navy, 1982
2.	David Green (4th)	256 vs. Georgia Tech, 1997
3.	Sean Renfree (4th)	203 vs. Miami, 2012
4.	Ben Bennett (4th)	194 vs. N.C. State, 1983
	Sean Renfree (4th)	194 vs. Army West Point, 2010
6.	Daniel Jones (3rd)	192 vs. Pittsburgh, 2018
7.	Spencer Romine (2nd)	186 vs. Maryland, 1999

Most Passing Yards, Half

1.	David Green (2nd)	335 vs. Georgia Tech, 1997
2.	Ben Bennett (2nd)	323 vs. Navy, 1982
3.	Anthony Dilweg (1st)	300 vs. Virginia, 1988
4.	Sean Renfree (2nd)	294 vs. Miami, 2012
5.	Dave Brown (1st)	291 vs. North Carolina, 1989
6.	Dave Brown (1st)	282 vs. N.C. State, 1989
7.	Ben Bennett (1st)	276 vs. Wake Forest, 1980
	Ben Bennett (2nd)	276 vs. N.C. State, 1983
9.	D. Bryant (2nd)	271 vs. N.C. State, 2001
10.	Anthony Dilweg (1st)	264 vs. The Citadel, 1988

Most Passing Yards, Game

1.	Dave Brown	479 vs. North Carolina, 1989
2.	Anthony Dilweg	475 vs. Wake Forest, 1988
3.	Ben Bennett	469 vs. Wake Forest, 1980
4.	Thaddeus Lewis	459 vs. N.C. State, 2009
5.	Steve Slayden	458 vs. N.C. State, 1987
6.	Dave Brown	444 vs. Wake Forest, 1989
7.	Ben Bennett	442 vs. N.C. State, 1983
8.	Sean Renfree	432 vs. Miami, 2012
9.	Thaddeus Lewis	428 vs. Navy, 2007
10.	Anthony Boone	427 vs. Texas A&M, 2013
11.	Daniel Jones	423 vs. Temple, 2018
12.	Anthony Dilweg	410 vs. The Citadel, 1988
13.	Ben Bennett	407 vs. Wake Forest, 1982
14.	Spencer Romine	404 vs. Maryland, 1999
15.	D. Bryant	400 vs. N.C. State, 2001
16.	Ben Bennett	397 vs. Maryland, 1981
17.	Steve Slayden	396 vs. Georgia Tech, 1987
	Daniel Jones	396 vs. Pittsburgh, 2018
19.	Spence Fischer	395 vs. North Carolina, 1994
20.	Anthony Dilweg	391 vs. Virginia, 1988
21.	Thaddeus Lewis	387 vs. Wake Forest, 2009
22.	Dave Brown	385 vs. Clemson, 1991
23.	Spence Fischer	384 vs. North Carolina, 1993
24.	Anthony Dilweg	379 vs. Maryland, 1988
25.	Dave Brown	374 vs. N.C. State, 1989
26.	Steve Slayden	373 vs. Maryland, 1987
27.	Thaddeus Lewis	371 vs. Maryland, 2009
28.	Sean Renfree	368 vs. Boston College, 2011
29.	Ben Bennett	367 vs. Clemson, 1983
30.	Ben Bennett	363 vs. Navy, 1982
31.	Anthony Dilweg	362 vs. North Carolina, 1988
	Spence Fischer	362 vs. Army West Point, 1995
33.	Daniel Jones	361 vs. North Carolina, 2018
34.	Spence Fischer	360 vs. Virginia, 1995
35.	Thaddeus Lewis	359 vs. Virginia Tech, 2009
36.	Sean Renfree	358 vs. Wake Forest, 2010
	Sean Renfree	358 vs. Cincinnati, 2012
38.	Anthony Dilweg	357 vs. N.C. State, 1988
	Spence Fischer	357 vs. Army West Point, 1993
40.	Anthony Dilweg	353 vs. Northwestern, 1988
	Adam Smith	353 vs. N.C. State, 2002
42.	Thaddeus Lewis	350 vs. Richmond, 2009
	Sean Renfree	350 vs. Elon, 2010
44.	Anthony Dilweg	349 vs. Vanderbilt, 1988
45.	Spence Fischer	347 vs. N.C. State, 1995
46.	Daniel Jones	346 vs. Wake Forest, 2017
47.	Quentin Harris	345 vs. North Carolina A&T, 2019
48.	Thaddeus Lewis	343 vs. Virginia, 2009
49.	Billy Ray	341 vs. South Carolina, 1989

50.	Dave Brown	337 vs. North Carolina, 1990
51.	Ron Sally	336 vs. Virginia, 1981
52.	David Green	335 vs. Georgia Tech, 1997
	Sean Renfree	335 vs. FIU, 2011
54.	Dave Brown	334 vs. Maryland, 1991
	Sean Renfree	334 vs. Georgia Tech, 2010

Most Passing Yards, Season

1.	Anthony Dilweg	1988	3,824
2.	Thaddeus Lewis	2009	3,330
3.	Sean Renfree	2010	3,131
4.	Sean Renfree	2012	3,113
5.	Ben Bennett	1983	3,086
6.	Ben Bennett	1982	3,033
7.	Steve Slayden	1987	2,924
8.	Sean Renfree	2011	2,891
9.	Daniel Jones	2016	2,836
10.	Dave Brown	1991	2,794
11.	Anthony Boone	2014	2,700
12.	Daniel Jones	2017	2,691
13.	Daniel Jones	2018	2,674
14.	Spence Fischer	1995	2,668
15.	Thomas Sirk	2015	2,625
16.	Spence Fischer	1993	2,561
17.	D. Bryant	2001	2,454
18.	Thaddeus Lewis	2007	2,430
19.	Spence Fischer	1994	2,285
20.	Anthony Boone	2013	2,260
21.	Leo Hart	1968	2,238
22.	Leo Hart	1970	2,236
23.	Thaddeus Lewis	2008	2,171
24.	Thaddeus Lewis	2006	2,134
25.	Quentin Harris	2019	2,078
26.	Ben Bennett	1980	2,050
27.	Billy Ray	1989	2,035
28.	Adam Smith	2002	2,031
29.	Steve Slayden	1985	1,937
30.	Steve Slayden	1986	1,914
31.	Leo Hart	1969	1,642
32.	Spencer Romine	1999	1,638
33.	Mike Schneider	2004	1,527
34.	Spence Fischer	1992	1,505
35.	Dave Brown	1989	1,479

Most Passing Yards Per Game, Season

1.	Anthony Dilweg (3,824-11)	1988	347.64
2.	Steve Slayden (2,924-10)	1987	292.40
3.	Ben Bennett (3,086-11)	1983	280.54
4.	Thaddeus Lewis (3,330-12)	2009	277.50
5.	Ben Bennett (3,033-11)	1982	275.73

Most Passing Yards, Career

1.	Thaddeus Lewis	2006-09	10,065
2.	Ben Bennett	1980-83	9,614
3.	Sean Renfree	2009-12	9,465
4.	Spence Fischer	1992-95	9,019
5.	Daniel Jones	2016-18	8,201
6.	Steve Slayden	1984-87	8,004
7.	Leo Hart	1968-70	6,116
8.	Anthony Boone	2011-14	5,789
9.	Dave Brown	1989-91	5,717
10.	Anthony Dilweg	1985-88	4,557
11.	D. Bryant	2000-01	3,902
12.	Spencer Romine	1997-00	3,545
13.	Mike Dunn	1975-78	3,511
14.	Billy Ray	1989-90	3,282
15.	Scotty Glacken	1963-65	3,179
16.	Mike Schneider	2003-05	3,098
17.	Bobby Campbell	1997-00	2,725
18.	Thomas Sirk	2014-16	2,692
19.	Adam Smith	2001-03	2,549

20.	Billy Cox	1948-50	2,455
21.	Walt Rappold	1959-62	1,988
22.	Hal Spears	1972-75	1,747
23.	Bob Corbett	1974-75	1,585
24.	David Green	1994-97	1,517
25.	Al Woodall	1966-67	1,501
26.	Brandon Connette	2010-13	1,410
27.	Stanley Driskell	1977-79	1,390

Most Passing Yards Per Game, Career

1.	Sean Renfree (9,465-41)	2009-12	230.85
2.	Ben Bennett (9,614-42)	1980-83	228.91
3.	Daniel Jones (5,527-25)	2016-18	227.81
4.	Spence Fischer (9,019-42)	1992-95	214.74
5.	Thaddeus Lewis (10,065-47)	2006-09	214.15

Highest Pass Completion Pct., Game (15 att.)

1.	Sean Renfree (28-30)	.933 vs. Navy, 2010
2.	Quentin Harris (24-27)	.889 vs. Middle Tenn. St., 2019
3.	Spence Fischer (23-27)	.852 vs. Navy, 1994
4.	Anthony Boone (24-29)	.828 vs. Wake Forest, 2013
5.	Thaddeus Lewis (19-23)	.826 vs. Northwestern, 2007
6.	Ben Bennett (27-33)	.818 vs. Georgia Tech, 1983
	Steve Slayden (18-22)	.818 vs. Ohio, 1986
8.	Anthony Boone (31-38)	.816 vs. Navy, 2013
9.	Spence Fischer (29-36)	.806 vs. Army West Point, 1993
10.	Thaddeus Lewis (40-50)	.800 vs. N.C. State, 2009
	Anthony Boone (16-20)	.800 vs. N.C. Central, 2013
12.	Sean Renfree (31-39)	.795 vs. Elon, 2010
13.	Sean Renfree (22-28)	.786 vs. Wake Forest, 2012
14.	Sean Renfree (41-53)	.773 vs. Boston College, 2011
15.	Ben Bennett (27-35)	.771 vs. North Carolina, 1983
16.	Bob Corbett (13-17)	.765 vs. North Carolina, 1974
	Dave Brown (13-17)	.765 vs. W. Carolina, 1990
	Daniel Jones (13-17)	.765 vs. Army West Point, 2018

Highest Pass Completion Pct., Season (200 att.)

1.	Sean Renfree (297-441)	2012	.673
2.	Sean Renfree (282-434)	2011	.650
3.	Anthony Boone (206-322)	2013	.63975
4.	Ben Bennett (300-469)	1983	.63966
5.	Billy Ray (174-274)	1989	.635
6.	Ben Bennett (236-374)	1982	.631
7.	Daniel Jones (270-430)	2016	.628
8.	Thaddeus Lewis (224-361)	2008	.621
9.	Sean Renfree (285-464)	2010	.614
10.	Thaddeus Lewis (274-449)	2009	.610

Highest Pass Completion Pct., Career (500 att.)

1.	Sean Renfree (898-1,389)	2009-12	.647
2.	Daniel Jones (764-1,275)	2016-18	.599
3.	Ben Bennett (820-1,375)	1980-83	.596
4.	Anthony Boone (540-923)	2011-14	.585
5.	Thaddeus Lewis (877-1,510)	2006-09	.58079
6.	Steve Slayden (699-1,204)	1984-87	.58056
7.	Anthony Dilweg (342-594)	1985-88	.576
8.	Spence Fischer (786-1,369)	1992-95	.574
9.	Leo Hart (486-877)	1968-70	.557
10.	Dave Brown (464-845)	1989-91	.549
11.	Mike Schneider (288-547)	2003-05	.527

Highest Passing Efficiency, Game (15 att.)*

1. Billy Cox	264.93 vs. Richmond, 1950
<i>(6-12, 213 yards, 3 TD, 1 INT)</i>	
2. Billy Ray	240.31 vs. Western Carolina, 1990
<i>(12-16, 197 yards, 3 TD, 0 INT)</i>	
3. Thomas Sirk	233.45 vs. N.C. Central, 2015
<i>(15-22, 315 yards, 3 TD, 0 INT)</i>	
4. David Green	223.48 vs. Georgia Tech, 1997
<i>(21-27, 335 yards, 4 TD, 1 INT)</i>	
5. Daniel Jones	216.51 vs. N.C. Central, 2016
<i>(10-15, 189 yards, 2 TD, 0 INT)</i>	
6. Dave Brown	216.28 vs. Rutgers, 1991
<i>(18-26, 298 yards, 4 TD, 0 INT)</i>	
7. Thaddeus Lewis	215.49 vs. Northwestern, 2007
<i>(19-23, 246 yards, 3 TD, 0 INT)</i>	
8. Quentin Harris	211.51 vs. Middle Tennessee, 2019
<i>(24-27, 237 yards, 4 TD, 0 INT)</i>	
9. Dave Brown	201.38 vs. Wake Forest, 1989
<i>(24-36, 444 yards, 4 TD, 1 INT)</i>	
10. Spence Fischer	198.61 vs. Navy, 1994
<i>(23-27, 286 yards, 2 TD, 0 INT)</i>	

Highest Passing Efficiency, Season (200 att.)

1. Ben Bennett	1982	142.45
<i>(236-374, 3,033 yards, 20 TD, 12 INT)</i>		
2. Sean Renfree	2012	136.32
<i>(297-441, 3,113 yards, 19 TD, 10 INT)</i>		
3. Anthony Dilweg	1988	134.89
<i>(287-484, 2,824 yards, 24 TD, 18 INT)</i>		
4. Thaddeus Lewis	2009	134.46
<i>(274-449, 3,330 yards, 20 TD, 8 INT)</i>		
5. Billy Ray	1989	133.74
<i>(174-274, 2,035 yards, 15 TD, 14 INT)</i>		
6. Daniel Jones	2018	131.69
<i>(237-392, 2,674 yards, 22 TD, 9 INT)</i>		
7. Steve Slayden	1987	129.02
<i>(230-395, 2,924 yards, 20 TD, 16 INT)</i>		
8. Anthony Boone	2013	128.18
<i>(206-322, 2,260 yards, 13 TD, 13 INT)</i>		
9. Sean Renfree	2011	126.51
<i>(282-434, 2,891 yards, 14 TD, 11 INT)</i>		
10. Daniel Jones	2016	126.28
<i>(270-430, 2,836 yards, 16 TD, 9 INT)</i>		
11. Ben Bennett	1983	126.08
<i>(300-469, 3,086 yards, 17 TD, 12 INT)</i>		
12. Thaddeus Lewis	2007	125.67
<i>(199-360, 2,430 yards, 21 TD, 10 INT)</i>		
13. Spence Fischer	1994	125.07
<i>(204-346, 2,285 yards, 16 TD, 8 INT)</i>		
14. Thaddeus Lewis	2008	122.95
<i>(224-361, 2,171 yards, 15 TD, 6 INT)</i>		

Highest Passing Efficiency, Career (500 att.)

1. Anthony Dilweg	1985-88	128.94
<i>(342-594, 4,557 yards, 27 TD, 24 INT)</i>		
2. Sean Renfree	2009-12	128.25
<i>(898-1,389, 9,465 yards, 51 TD, 40 INT)</i>		
3. Ben Bennett	1980-83	123.28
<i>(820-1,375, 9,614 yards, 55 TD, 57 INT)</i>		
4. Daniel Jones	2016-18	122.86
<i>(764-1,275, 8,201 yards, 52 TD, 29 INT)</i>		
5. Thaddeus Lewis	2006-09	122.79
<i>(877-1,510, 10,065 yards, 67 TD, 40 INT)</i>		
6. Dave Brown	1989-91	120.33
<i>(464-845, 5,717 yards, 42 TD, 33 INT)</i>		
7. Anthony Boone	2011-14	119.57
<i>(540-923, 5,789 yards, 38 TD, 24 INT)</i>		
8. Steve Slayden	1984-87	117.92
<i>(699-1,204, 8,004 yards, 48 TD, 55 INT)</i>		
9. Spence Fischer	1992-95	117.61
<i>(786-1,369, 9,021 yards, 48 TD, 46 INT)</i>		
10. Leo Hart	1968-70	115.46
<i>(487-877, 6,116 yards, 23 TD, 32 INT)</i>		

Most Pass Completions, Quarter

1. Ben Bennett (4th)	20 vs. Navy, 1982
2. Ben Bennett (4th)	16 vs. N.C. State, 1983
Thaddeus Lewis (4th)	16 vs. N.C. State, 2008
4. D. Bryant (4th)	15 vs. N.C. State, 2001
Thomas Sirk (4th)	15 vs. Miami, 2015

Most Pass Completions, Half

1. Ben Bennett (2nd)	25 vs. Navy, 1982
2. Ben Bennett (1st)	23 vs. Wake Forest, 1980
Dave Brown (1st)	23 vs. North Carolina, 1989
Thaddeus Lewis (2nd)	23 vs. N.C. State, 2008
5. Ben Bennett (2nd)	22 vs. Clemson, 1983
D. Bryant (2nd)	22 vs. N.C. State, 2001
Thaddeus Lewis (1st)	22 vs. N.C. State, 2009
Daniel Jones (2nd)	22 vs. Miami, 2016
9. Spence Fischer (1st)	21 vs. North Carolina, 1994
David Green (2nd)	21 vs. Georgia Tech, 1997
Thaddeus Lewis (2nd)	21 vs. Richmond, 2009
Sean Renfree (1st)	21 vs. Boston College, 2011
Quentin Harris (1st)	21 vs. North Carolina A&T, 2019

Most Pass Completions, Game

1. Sean Renfree	41 vs. Boston College, 2011
2. Thaddeus Lewis	40 vs. N.C. State, 2009
3. Ben Bennett	38 vs. Wake Forest, 1980
4. Thaddeus Lewis	37 vs. N.C. State, 2008
Sean Renfree	37 vs. Cincinnati, 2012
6. Sean Renfree	36 vs. Miami, 2012
7. Spence Fischer	35 vs. Virginia, 1995
Sean Renfree	35 vs. Boston College, 2010
9. Ben Bennett	34 vs. Clemson, 1983
Anthony Dilweg	34 vs. Maryland, 1988
Thaddeus Lewis	34 vs. North Carolina, 2008
Thaddeus Lewis	34 vs. Richmond, 2009
Daniel Jones	34 vs. Miami, 2016

Most Pass Completions, Season

1. Ben Bennett	1983	300
2. Sean Renfree	2012	297
3. Anthony Dilweg	1988	287
4. Sean Renfree	2010	285
5. Sean Renfree	2011	282
6. Thaddeus Lewis	2009	274
7. Daniel Jones	2016	270
8. Daniel Jones	2017	257
9. Spence Fischer	1995	256
10. Anthony Boone	2014	255

Most Pass Completions Per Game, Season

1. Ben Bennett (300-11)	1983	27.27
2. Anthony Dilweg (287-11)	1988	26.09
3. Sean Renfree (297-12)	2012	24.75
4. Sean Renfree (285-12)	2010	23.75
5. Sean Renfree (282-12)	2011	23.50

Most Pass Completions, Career

1. Sean Renfree	2009-12	898
2. Thaddeus Lewis	2006-09	877
3. Ben Bennett	1980-83	820
4. Spence Fischer	1992-95	786
5. Daniel Jones	2016-18	764
6. Steve Slayden	1984-87	699
7. Anthony Boone	2011-14	540
8. Leo Hart	1968-70	486
9. Dave Brown	1989-91	464
10. Anthony Dilweg	1985-88	342

Most Pass Completions Per Game, Career

1. Sean Renfree (898-41)	2009-12	21.90
2. Daniel Jones (764-36)	2016-18	21.22
3. Ben Bennett (820-42)	1980-83	19.52
4. Spence Fischer (786-42)	1992-95	18.71
5. Thaddeus Lewis (877-47)	2006-09	18.66

Most Pass Attempts, Quarter

1. Anthony Boone (4th)	26 vs. Miami, 2014
2. Ben Bennett (4th)	24 vs. Navy, 1982
Ben Bennett (4th)	24 vs. N.C. State, 1983
D. Bryant (2nd)	24 vs. Clemson, 2001
Thomas Sirk (4th)	24 vs. Miami, 2015
6. D. Bryant (4th)	23 vs. N.C. State, 2001
Sean Renfree (4th)	23 vs. Maryland, 2010
8. Thaddeus Lewis (4th)	22 vs. N.C. State, 2008

Most Pass Attempts, Half

1. D. Bryant (1st)	41 vs. Clemson, 2001
2. Dave Brown (1st)	39 vs. North Carolina, 1989
3. Sean Renfree (2nd)	37 vs. Maryland, 2010
4. Spence Fischer (1st)	35 vs. North Carolina, 1994
5. Ben Bennett (2nd)	34 vs. Clemson, 1983
Thaddeus Lewis (2nd)	34 vs. Richmond, 2009
7. Steve Slayden (2nd)	33 vs. N.C. State, 1987
Anthony Dilweg (2nd)	33 vs. N.C. State, 1988
Spence Fischer (2nd)	33 vs. Virginia, 1995
D. Bryant (2nd)	33 vs. N.C. State, 2001
Anthony Boone (2nd)	33 vs. Miami, 2014
Daniel Jones (2nd)	33 vs. Miami, 2016

Most Pass Attempts, Game

1. Ben Bennett	62 vs. Wake Forest, 1980
Steve Slayden	62 vs. N.C. State, 1987
3. Sean Renfree	59 vs. Miami, 2012
4. Anthony Dilweg	57 vs. Maryland, 1988
Spence Fischer	57 vs. North Carolina, 1994
6. Anthony Dilweg	56 vs. N.C. State, 1988
Spence Fischer	56 vs. Virginia, 1995
D. Bryant	56 vs. Clemson, 2001
Sean Renfree	56 vs. Maryland, 2010
10. Thaddeus Lewis	55 vs. Richmond, 2009
11. Dave Brown	54 vs. North Carolina, 1989
Daniel Jones	54 vs. Virginia, 2016
Daniel Jones	54 vs. North Carolina, 2018

Most Pass Attempts, Season

1. Anthony Dilweg	1988	484
2. Ben Bennett	1983	469
3. Sean Renfree	2010	464
4. Anthony Boone	2014	453
Daniel Jones	2017	453
6. Thaddeus Lewis	2009	449
7. Sean Renfree	2012	441
8. Spence Fischer	1995	438
9. Dave Brown	1991	437
10. Sean Renfree	2011	434

Most Pass Attempts Per Game, Season

1. Anthony Dilweg (484-11)	1988	44.00
2. Ben Bennett (469-11)	1983	42.64
3. Spence Fischer (438-11)	1995	39.82
4. Dave Brown (437-11)	1991	39.73
5. Steve Slayden (395-10)	1987	39.50

Most Pass Attempts, Career

1. Thaddeus Lewis	2006-09	1,510
2. Sean Renfree	2009-12	1,389
3. Ben Bennett	1980-83	1,375
4. Spence Fischer	1992-95	1,369
5. Daniel Jones	2016-18	1,275
6. Steve Slayden	1984-87	1,204
7. Anthony Boone	2011-14	923
8. Leo Hart	1968-70	872
9. Dave Brown	1989-91	845
10. D. Bryant	2000-01	642

Most Pass Attempts Per Game, Career

1. Daniel Jones (1,275-36)	2016-18	35.42
2. Sean Renfree (1,389-41)	2009-12	33.88
3. Ben Bennett (1,375-42)	1980-83	32.74
4. Spence Fischer (1,369-42)	1992-95	32.60
5. Thaddeus Lewis (1,510-47)	2006-09	32.13

*Minimum 11 attempts pre-1965 per NCAA standards

Average Yards Per Completion, Game (15 att.)

1.	Stanley Driskell (6-153)	25.50 vs. Ga. Tech, 1978
2.	Anthony Dilweg (19-410)	21.58 vs. The Citadel, 1988
3.	Thomas Sirk (15-315)	21.00 vs. N.C. Central, 2015
4.	Bob Albright (6-125)	20.83 vs. N.C. State, 1972
5.	Leo Hart (13-260)	20.00 vs. North Carolina, 1970
6.	Ben Bennett (21-407)	19.38 vs. Wake Forest, 1982
7.	Ron Sally (18-336)	18.67 vs. Virginia, 1981
8.	Thaddeus Lewis (23-438)	18.61 vs. Navy, 2007
9.	Dave Brown (24-444)	18.50 vs. Wake Forest, 1989
10.	D. Bryant (11-201)	18.27 vs. Georgia Tech, 2001

Average Yards Per Completion, Season (200 att.)

1.	Leo Hart (162-2,238)	1968	13.82
2.	Anthony Dilweg (287-3,824)	1988	13.324
3.	Spencer Romine (123-1,638)	1999	13.317
4.	Ben Bennett (110-1,445)	1981	13.126
5.	D. Bryant (187-2,454)	2001	13.123
6.	Ben Bennett (236-3,033)	1982	12.85
7.	Steve Slayden (230-2,924)	1987	12.71
8.	Scotty Glacken (101-1,265)	1963	12.53
9.	Thaddeus Lewis (274-3,330)	2009	12.15

Average Yards Per Completion, Career (500 att.)

1.	Anthony Dilweg (342-4,557)	1985-88	13.33
2.	Spencer Romine (281-3,545)	1997-2000	12.62
3.	Leo Hart (486-6,116)	1968-70	12.58
4.	D. Bryant (316-3,902)	2000-01	12.34
5.	Dave Brown (464-5,717)	1989-91	12.32
6.	Mike Dunn (288-3,511)	1975-78	12.19
7.	Thaddeus Lewis (877-10,065)	2006-09	11.48

Average Yards Per Attempt, Game (15 att.)

1.	Ron Salley (26-336)	12.92 vs. Virginia, 1981
2.	Daniel Jones (15-189)	12.60 vs. N.C. Central, 2016
3.	David Green (27-335)	12.41 vs. Georgia Tech, 1997
4.	Dave Brown (36-444)	12.33 vs. Wake Forest, 1989
5.	Billy Ray (16-197)	12.31 vs. W. Carolina, 1990

Average Yards Per Attempt, Season (200 att.)

1.	Ben Bennett (374-3,033)	1982	8.11
2.	Anthony Dilweg (484-3,824)	1988	7.90
3.	Leo Hart (301-2,238)	1968	7.44
4.	Billy Ray (274-2,035)	1989	7.43
5.	Thaddeus Lewis (449-3,330)	2009	7.42
6.	Steve Slayden (395-2,924)	1987	7.40
7.	Leo Hart (308-2,236)	1970	7.26
8.	Ben Bennett (202-1,445)	1981	7.15
9.	Sean Renfree (441-3,113)	2012	7.06
10.	Anthony Boone (322-2,260)	2013	7.02

Average Yards Per Attempt, Career (500 att.)

1.	Anthony Dilweg (594-4,559)	1985-88	7.67
2.	Ben Bennett (1,375-9,614)	1980-83	6.99
3.	Leo Hart (877-6,116)	1968-70	6.97
4.	Sean Renfree (1,389-9,465)	2009-12	6.81
5.	Dave Brown (845-5,717)	1989-91	6.77
6.	Thaddeus Lewis (1,510-10,065)	2006-09	6.67
7.	Steve Slayden (1,204-8,004)	1984-87	6.65
8.	Spence Fischer (1,369-9,021)	1992-95	6.59
9.	Daniel Jones (1,275-8,201)	2016-18	6.43
10.	Anthony Boone (923-5,789)	2011-14	6.27

Most Touchdown Passes, Quarter

1.	David Green (4th)	4 vs. Georgia Tech, 1997
2.	Ben Bennett (4th)	3 vs. Navy, 1982
	Dave Brown (2nd)	3 vs. N.C. State, 1989
	Daniel Jones (2nd)	3 vs. Northwestern, 2018
	Daniel Jones (3rd)	3 vs. Georgia Tech, 2018

Most Touchdown Passes, Half

1.	Scotty Glacken (1st)	4 vs. Rice, 1965
	Dave Brown (1st)	4 vs. N.C. State, 1989
	David Green (2nd)	4 vs. Georgia Tech, 1997
	Sean Renfree (2nd)	4 vs. Miami, 2012

Most Touchdown Passes, Game

1.	Steve Slayden	6 vs. Georgia Tech, 1987
2.	Thaddeus Lewis	5 vs. N.C. State, 2009
	Daniel Jones	5 vs. Temple, 2018
4.	Scotty Glacken	4 vs. Clemson, 1963
	Scotty Glacken	4 vs. Rice, 1965
	Ben Bennett	4 vs. Clemson, 1983
	Steve Slayden	4 vs. Vanderbilt, 1987
	Billy Ray	4 vs. Northwestern, 1989
	Dave Brown	4 vs. Wake Forest, 1989
	Dave Brown	4 vs. N.C. State, 1989
	Steve Prince	4 vs. North Carolina, 1992
	Spence Fischer	4 vs. North Carolina, 1994
	David Green	4 vs. Georgia Tech, 1997
	Thaddeus Lewis	4 vs. North Carolina, 2006
	Thaddeus Lewis	4 vs. Navy, 2007
	Thaddeus Lewis	4 vs. Wake Forest, 2007
	Sean Renfree	4 vs. Wake Forest, 2010
	Sean Renfree	4 vs. Georgia Tech, 2011
	Sean Renfree	4 vs. Memphis, 2012
	Anthony Boone	4 vs. Virginia, 2012
	Sean Renfree	4 vs. Miami, 2012
	Brandon Connette	4 vs. Pittsburgh, 2013
	Anthony Boone	4 vs. Elon, 2014
	Thomas Sirk	4 vs. Virginia Tech, 2015
	Daniel Jones	4 vs. Pittsburgh, 2018
	Quentin Harris	4 vs. North Carolina A&T, 2019
	Quentin Harris	4 vs. Middle Tennessee St., 2019

Most Touchdown Passes, Season

1.	Anthony Dilweg	1988	24
2.	Daniel Jones	2018	22
3.	Thaddeus Lewis	2007	21
4.	Ben Bennett	1982	20
	Steve Slayden	1987	20
	Dave Brown	1991	20
	Thaddeus Lewis	2009	20
8.	Sean Renfree	2012	19
	Anthony Boone	2014	19
10.	Ben Bennett	1983	17
11.	Spence Fischer	1994	16
	Thomas Sirk	2015	16
	Daniel Jones	2016	16
	Quentin Harris	2019	16

Most Touchdown Passes, Career

1.	Thaddeus Lewis	2006-09	67
2.	Ben Bennett	1980-83	55
3.	Daniel Jones	2016-18	52
4.	Sean Renfree	2009-12	51
5.	Steve Slayden	1984-87	48
	Spence Fischer	1992-95	48
7.	Dave Brown	1989-91	42
8.	Anthony Boone	2011-14	38
9.	Anthony Dilweg	1985-88	27
10.	Scotty Glacken	1963-65	24

Most Games, 1+ Touchdown Passes, Season

1.	Ben Bennett	1982	11
	Anthony Dilweg	1988	11
	Thaddeus Lewis	2007	11
4.	Thaddeus Lewis	2009	10
	Anthony Boone	2014	10
6.	Scotty Glacken	1963	9
	Ben Bennett	1980	9
	Ben Bennett	1983	9
	Dave Brown	1991	9
	Spence Fischer	1994	9
	Sean Renfree	2010	9
	Sean Renfree	2012	9
	Thomas Sirk	2015	9
	Daniel Jones	2016	9
	Daniel Jones	2018	9
	Quentin Harris	2019	9

Most Games, 1+ Touchdown Passes, Career

1.	Thaddeus Lewis	2006-09	36
2.	Ben Bennett	1980-83	34
3.	Sean Renfree	2009-12	29
4.	Steve Slayden	1984-87	27
	Spence Fischer	1992-95	27
6.	Daniel Jones	2016-18	26
7.	Dave Brown	1989-91	18
	Anthony Boone	2011-14	18

Most Games, 2+ Touchdown Passes, Season

1.	Anthony Dilweg	1988	8
2.	Ben Bennett	1982	6
	Dave Brown	1991	6
	Thaddeus Lewis	2008	6
	Thaddeus Lewis	2009	6
	Anthony Boone	2014	6
	Daniel Jones	2017	6
8.	Steve Slayden	1987	5
	Billy Ray	1989	5
	Spence Fischer	1993	5
	Spence Fischer	1994	5
	Thaddeus Lewis	2007	5
	Sean Renfree	2012	5
	Anthony Boone	2013	5
	Daniel Jones	2016	5
	Daniel Jones	2018	5

Most Games, 2+ Touchdown Passes, Career

1.	Thaddeus Lewis	2006-09	19
2.	Daniel Jones	2016-18	16
3.	Spence Fischer	1992-95	15
4.	Ben Bennett	1980-83	14
5.	Sean Renfree	2009-12	13
6.	Dave Brown	1989-91	12
	Anthony Boone	2011-14	12

Most Games, 3+ Touchdown Passes, Season

1.	Anthony Dilweg	1988	5
	Daniel Jones	2018	5
3.	Dave Brown	1989	4
	Dave Brown	1991	4
5.	Ben Bennett	1982	3
	Ben Bennett	1983	3
	Steve Slayden	1987	3
	Billy Ray	1989	3
	Thaddeus Lewis	2007	3
	Sean Renfree	2012	3
	Anthony Boone	2013	3

Most Games, 3+ Touchdown Passes, Career

1.	Dave Brown	1989-91	8
2.	Thaddeus Lewis	2006-09	7
3.	Ben Bennett	1980-83	6
	Anthony Boone	2011-14	6
	Daniel Jones	2016-18	6
6.	Steve Slayden	1984-87	5
	Anthony Dilweg	1985-88	5
	Spence Fischer	1992-95	5
	Sean Renfree	2009-12	5

Most Games, 4+ Touchdown Passes, Season

1. Steve Slayden	1987	2
Dave Brown	1989	2
Thaddeus Lewis	2007	2
Sean Renfree	2012	2
Daniel Jones	2018	2
Quentin Harris	2019	2

Most Games, 4+ Touchdown Passes, Career

1. Thaddeus Lewis	2006-09	4
Sean Renfree	2009-12	4
3. Scotty Glacken	1963-65	2
Steve Slayden	1984-87	2
Dave Brown	1989-91	2
Anthony Boone	2011-14	2
Daniel Jones	2016-18	2
Quentin Harris	2016-19	2

Most Consecutive Games, 1+ TD Pass

1. Ben Bennett	17
<i>(All 11 games of 1982; first 6 games of 1983)</i>	
2. Thaddeus Lewis	12
<i>(Last 2 games of 2006; first 10 games of 2007)</i>	
3. Anthony Dilweg	11
<i>(All 11 games of 1988)</i>	
4. Spence Fischer	10
<i>(Last 7 games of 1994; first 3 games of 1995)</i>	

Most Consecutive Games, 2+ TD Pass

1. Ben Bennett	4
<i>(1982: South Carolina, Virginia, Navy & Virginia Tech)</i>	
Anthony Dilweg	4
<i>(1988: Northwestern, Tennessee, The Citadel & Virginia)</i>	
Dave Brown	4
<i>(1990: N. Carolina; 1991: S. Carolina, Rutgers & Colgate)</i>	
Thaddeus Lewis	4
<i>(2007: Northwestern, Navy, Miami & Wake Forest)</i>	
Thaddeus Lewis	4
<i>(2009: N.C. Central, Virginia Tech, N.C. State & Maryland)</i>	

Most Seasons, 10+ Touchdown Passes

1. Thaddeus Lewis (2006-07-08-09)	4
2. Ben Bennett (1980-82-83)	3
Steve Slayden (1985-86-87)	3
Spence Fischer (1993-94-95)	3
Sean Renfree (2010-11-12)	3
Daniel Jones (2016-17-18)	3
7. Dave Brown (1989-91)	2
Anthony Boone (2013-14)	2

Most Seasons, 15+ Touchdown Passes

1. Thaddeus Lewis (2007-08-09)	3
2. Ben Bennett (1982-83)	2
Daniel Jones (2016-18)	2
4. Steve Slayden (1987)	1
Anthony Dilweg (1988)	1
Billy Ray (1989)	1
Dave Brown (1991)	1
Spence Fischer (1994)	1
Sean Renfree (2012)	1
Anthony Boone (2014)	1
Thomas Sirk (2015)	1
Quentin Harris (2019)	1

Most Seasons, 20+ Touchdown Passes

1. Thaddeus Lewis (2007-09)	2
2. Ben Bennett (1982)	1
Steve Slayden (1987)	1
Anthony Dilweg (1988)	1
Dave Brown (1991)	1
Daniel Jones (2018)	1

Most Touchdown Passes of 20+ Yards, Game

1. Quentin Harris (38, 22, 39 & 24)	4 vs. N.C. A&T, 2019
2. Billy Cox (66, 48 & 46)	3 vs. Richmond, 1950
Scotty Glacken (28, 28 & 24)	3 vs. Clemson, 1963
Steve Slayden (73, 37 & 28)	3 vs. Vanderbilt, 1987
Anthony Boone (54, 45 & 37)	3 vs. Virginia, 2012
Thomas Sirk (89, 43 & 24)	3 vs. N.C. Central, 2015
Daniel Jones (25, 32 & 64)	3 vs. Notre Dame, 2016
Daniel Jones (34, 22 & 85)	3 vs. Temple, 2018
9. 53 with 2; last Daniel Jones (34, 22 & 85)	3 vs. Temple, 2018

Most Touchdown Passes of 20+ Yards, Season

1. Ben Bennett	1982	11
Sean Renfree	2012	11
Daniel Jones	2018	11
4. Thaddeus Lewis	2007	10
Quentin Harris	2019	10
6. Steve Slayden	1987	9
Dave Brown	1991	9
Thaddeus Lewis	2009	9
Daniel Jones	2016	9
10. Ben Bennett	1980	8
Dave Brown	1989	8
Thaddeus Lewis	2008	8
Anthony Boone	2014	8

Most Touchdown Passes of 20+ Yards, Career

1. Thaddeus Lewis	2006-09	31
2. Ben Bennett	1980-83	29
3. Daniel Jones	2016-18	27
4. Sean Renfree	2009-12	26
5. Steve Slayden	1984-87	20
Dave Brown	1989-91	20
7. Spence Fischer	1992-95	16
Anthony Boone	2011-14	16
9. Quentin Harris	2016-19	13
10. Leo Hart	1968-70	12
11. Scotty Glacken	1963-65	11
12. Anthony Dilweg	1985-88	9

Most Touchdown Passes of 50+ Yards, Game

1. George Harris (50 & 55)	2 vs. Wake Forest, 1959
Scotty Glacken (60 & 62)	2 vs. Rice, 1965
Dave Brown (76 & 97)	2 vs. Wake Forest, 1989
Dave Brown (55 & 72)	2 vs. Clemson, 1991
Thaddeus Lewis (69 & 76)	2 vs. Navy, 2007
Thaddeus Lewis (56 & 62)	2 vs. Wake Forest, 2009
Sean Renfree (51 & 70)	2 vs. Wake Forest, 2010
Brandon Connette (62 & 75)	2 vs. Pittsburgh, 2013
Daniel Jones (74 & 68)	2 vs. Pittsburgh, 2018

Most Touchdown Passes of 50+ Yards, Season

1. Thaddeus Lewis	2007	5
Sean Renfree	2012	5
Daniel Jones	2018	5
4. Walt Rappold	1961	3
Dave Brown	1991	3
Thaddeus Lewis	2009	3
Sean Renfree	2010	3
Brandon Connette	2013	3
Daniel Jones	2017	3

Most Touchdown Passes of 50+ Yards, Career

1. Sean Renfree	2009-12	10
Daniel Jones	2016-18	10
3. Thaddeus Lewis	2006-09	8
4. Dave Brown	1989-91	5
Anthony Boone	2011-14	5
6. Scotty Glacken	1963-65	4
Ben Bennett	1980-83	4

Most Touchdown Passes, 2 Consecutive Games

1. Dave Brown, 1989 (4 vs. WF & 4 vs. NCS)	8
Dave Brown, 1989 (4 vs. N.C. A&T & 4 vs. MTSU)	8
3. Steve Slayden, 1987 (1 vs. MD & 6 vs. GT)	7
Steve Slayden, 1987 (6 vs. GT & 1 vs. WF)	7
Thaddeus Lewis, 2009 (2 vs. VT & 5 vs. NCS)	7
Thaddeus Lewis, 2009 (5 vs. NCS & 2 vs. MD)	7
Sean Renfree, 2012 (3 vs. NCCU & 4 vs. MEM)	7
Brandon Connette, 2013 (4 vs. PITT & 3 vs. TROY)	7
Anthony Boone, 2013-14 (3 vs. TAMU ³ & 4 vs. ELON ⁴)	7
10. Ben Bennett, 1982 (3 vs. UVa & 3 vs. NAVY)	6
Anthony Dilweg, 1988 (3 vs. TENN & 3 vs. CIT)	6
Anthony Dilweg, 1988 (3 vs. CIT & 3 vs. UVa)	6
Thaddeus Lewis, 2007 (4 vs. NAVY & 2 vs. MIA)	6
Thaddeus Lewis, 2007 (2 vs. MIA & 4 vs. WF)	6
Sean Renfree, 2010 (2 vs. ELON & 4 vs. WF)	6
Quentin Harris, 2018 (3 vs. BAY & 3 vs. NCCU)	6
Daniel Jones, 2018 (1 vs. WF & 5 vs. TEM)	6

Most Touchdown Passes, 3 Consecutive Games

1. Dave Brown, 1989	11
<i>(4 vs. Wake Forest, 4 vs. N.C. State & 3 vs. North Carolina)</i>	
2. Steve Slayden, 1987	10
<i>(6 vs. Georgia Tech, 1 vs. Wake Forest & 3 vs. N.C. State)</i>	
Thaddeus Lewis, 2007	10
<i>(4 vs. Navy, 2 vs. Miami & 4 vs. Wake Forest)</i>	
Quentin Harris, 2019	10
<i>(4 vs. N.C. A&T, 4 vs. MTSU & 2 vs. Virginia Tech)</i>	
5. Anthony Dilweg, 1988	9
<i>(3 vs. Tennessee, 3 vs. The Citadel & 3 vs. Virginia)</i>	
Thaddeus Lewis, 2009	9
<i>(2 vs. N.C. Central, 2 vs. Virginia Tech & 5 vs. N.C. State)</i>	
Thaddeus Lewis, 2009	9
<i>(2 vs. Virginia Tech, 5 vs. N.C. State & 2 vs. Maryland)</i>	

Most TD Passes By A Combination, Game

1. David Green to Corey Thomas (36, 19, 4, 18 yards)	4 vs. Georgia Tech, 1997
Thaddeus Lewis to Eron Riley (76, 35, 9, 69 yards)	4 vs. Navy, 2007

Most TD Passes By A Combination, Season

1. B. Bennett to C. Castor	1982	12
2. S. Slayden to C. Hines	1987	11
3. A. Dilweg to C. Hines	1988	10
4. B. Ray to C. Hines	1989	9
T. Lewis to E. Riley	2007	9
6. S. Slayden to D. Green	1985	8
D. Brown to C. Hines	1989	8
8. B. Bennett to C. Jones	1981	7
T. Lewis to E. Riley	2008	7
S. Renfree to J. Crowder	2012	7

Most TD Passes By A Combination, Career

1. Thaddeus Lewis to Eron Riley	19
2. Ben Bennett to Chris Castor	16
Steve Slayden to Doug Green	16
Sean Renfree to Conner Vernon	16
5. Spence Fischer to Corey Thomas	13
Anthony Boone to Jamison Crowder	13
7. Steve Slayden to Clarkston Hines	11
8. Ben Bennett to Cedric Jones	10
Anthony Dilweg to Clarkston Hines	10
10. Dave Brown to Walter Jones	9
Daniel Jones to T.J. Rahming	9
12. Sean Renfree to Jamison Crowder	8
Daniel Jones to Davis Koppenhaver	8

Most TD Passes of 20+ Yards By A Combination, Game

1. Billy Cox to Tom Powers (66, 48 & 46 yards)	3 vs. Richmond, 1950
Thaddeus Lewis to Eron Riley (76, 69 & 35 yards)	3 vs. Navy, 2007
3. 22 times with 2; most recent:	
Daniel Jones to T.J. Rahming (22 & 85 yards)	2 vs. Temple, 2018

Most TD Passes of 20+ Yards By A Combination, Season

1.	B. Bennett to C. Castor	1982	8
2.	S. Slayden to C. Hines	1987	7
3.	T. Lewis to E. Riley	2007	6
	S. Renfree to J. Crowder	2012	6
5.	A. Dilweg to K. Ewell	1988	5
	A. Boone to J. Crowder	2014	5

Most TD Passes of 20+ Yards By A Combination, Career

1.	Ben Bennett to Chris Castor	12
	Thaddeus Lewis to Eron Riley	12
3.	Sean Renfree to Conner Vernon	10
4.	Steve Slayden to Doug Green	9
5.	Leo Hart to Wes Chesson	7
	Steve Slayden to Clarkston Hines	7
	Spence Fischer to Corey Thomas	7
	Sean Renfree to Jamison Crowder	7
	Anthony Boone to Jamison Crowder	7

Most TD Passes of 50+ Yards By A Combination, Game

1.	Scotty Glacken to Dave Dunaway (60 & 62 yards)	
	2 vs. Rice, 1965	
	Dave Brown to Clarkston Hines (76 & 97 yards)	
	2 vs. Wake Forest, 1989	
	Dave Brown to Brad Breedlove (55 & 72 yards)	
	2 vs. Clemson, 1991	
	Thaddeus Lewis to Eron Riley (76 & 69 yards)	
	2 vs. Navy, 2007	
	Sean Renfree to Conner Vernon (51 & 70 yards)	
	2 vs. Wake Forest, 2010	

Most TD Passes of 50+ Yards By A Combination, Season

1.	T. Lewis to E. Riley	2007	4
	S. Renfree to J. Crowder	2012	4
3.	S. Renfree to C. Vernon	2010	3

Most TD Passes of 50+ Yards By A Combination, Career

1.	Thaddeus Lewis to Eron Riley	4
	Sean Renfree to Conner Vernon	4
	Sean Renfree to Jamison Crowder	4
	Anthony Boone to Jamison Crowder	4
5.	Ben Bennett to Chris Castor	3

Most Games, 300+ Passing Yards, Season

1.	Anthony Dilweg	1988	9
2.	Thaddeus Lewis	2009	7
3.	Sean Renfree	2010	5
4.	Ben Bennett	1983	4
	Dave Brown	1991	4
	Spence Fischer	1995	4
	Daniel Jones	2016	4
8.	Ben Bennett	1982	3
	Steve Slayden	1987	3
	Dave Brown	1989	3
	Spence Fischer	1993	3
	Sean Renfree	2011	3
	Sean Renfree	2012	3
	Daniel Jones	2018	3

Most Games, 300+ Passing Yards, Career

1.	Thaddeus Lewis	2006-09	11
	Sean Renfree	2009-12	11
3.	Anthony Dilweg	1985-88	10
4.	Ben Bennett	1980-83	9
	Daniel Jones	2016-18	9
6.	Dave Brown	1989-91	8

Most Games, 400+ Passing Yards, Season

1.	Anthony Dilweg	1988	2
	Dave Brown	1989	2

Most Games, 400+ Passing Yards, Career

1.	Ben Bennett	1980-83	3
2.	Anthony Dilweg	1985-88	2
	Dave Brown	1989-91	2
	Thaddeus Lewis	2006-09	2
5.	Steve Slayden	1984-87	1
	Spencer Romine	1997-00	1
	D. Bryant	1998-00	1
	Sean Renfree	2009-12	1
	Anthony Boone	2011-14	1

Touchdown-to-Interception Ratio, Season (10 TD)

1.	Thaddeus Lewis (15-6)	2008	2.50-1
	Thaddeus Lewis (20-8)	2009	2.50-1
3.	Daniel Jones (22-9)	2018	2.44-1
4.	Anthony Boone (19-8)	2014	2.38-1
5.	Dave Brown (14-6)	1989	2.33-1
6.	Brandon Connette (13-6)	2013	2.17-1
7.	Thaddeus Lewis (21-10)	2007	2.10-1
8.	Spence Fischer (16-8)	1994	2.00-1
	Thomas Sirk (16-8)	2015	2.00-1
10.	Sean Renfree (19-10)	2012	1.90-1
11.	Daniel Jones (16-9)	2016	1.78-1
12.	Ben Bennett (20-12)	1982	1.67-1
13.	Scotty Glacken (12-8)	1963	1.50-1
14.	Quentin Harris (16-11)	2019	1.45-1
15.	Ben Bennett (17-12)	1983	1.42-1
16.	Anthony Dilweg (24-18)	1988	1.33-1
	Dave Brown (20-15)	1991	1.33-1
	Adam Smith (12-9)	2002	1.33-1

Touchdown-to-Interception Ratio, Career (20 TD)

1.	Quentin Harris (24-12)	2016-19	2.0-1
2.	Daniel Jones (52-29)	2016-18	1.79-1
3.	Thaddeus Lewis (67-40)	2006-09	1.68-1
4.	Anthony Boone (38-24)	2011-14	1.58-1
5.	Sean Renfree (51-40)	2009-12	1.28-1
6.	Dave Brown (42-33)	1989-91	1.27-1
7.	Billy Ray (23-19)	1989-90	1.21-1
8.	Anthony Dilweg (27-24)	1985-88	1.13-1
9.	Scotty Glacken (24-23)	1963-65	1.04-1
	Spence Fischer (48-46)	1992-95	1.04-1

Pass Completion-to-Interception Ratio, Season (200)

1.	Thaddeus Lewis (224-6)	2008	37.33-1
2.	Thaddeus Lewis (274-8)	2009	34.25-1
3.	Anthony Boone (255-8)	2014	31.88-1
4.	Thomas Sirk (251-8)	2015	31.38-1
5.	Daniel Jones (270-9)	2016	30.00-1
6.	Sean Renfree (297-10)	2012	29.00-1
7.	Daniel Jones (237-9)	2018	26.33-1
8.	Sean Renfree (282-11)	2011	25.64-1
9.	Spence Fischer (204-8)	1994	25.50-1
10.	Ben Bennett (300-12)	1983	25.00-1

Pass Completion-to-Interception Ratio, Career (500)

1.	Daniel Jones (764-29)	2016-18	26.34-1
2.	Anthony Boone (540-24)	2011-14	22.50-1
3.	Sean Renfree (898-40)	2009-12	22.45-1
4.	Thaddeus Lewis (877-40)	2006-09	21.93-1
6.	Spence Fischer (786-46)	1992-95	17.09-1
7.	Leo Hart (486-32)	1968-70	15.19-1
8.	Mike Schneider (288-19)	2003-05	15.16-1

Pass Attempt-to-Interception Ratio, Season (200)

1.	Thaddeus Lewis (361-6)	2008	60.17-1
2.	Anthony Boone (453-8)	2014	56.63-1
3.	Thaddeus Lewis (449-8)	2009	56.13-1
4.	Thomas Sirk (427-8)	2015	53.38-1
5.	Daniel Jones (430-9)	2016	47.78-1
6.	Sean Renfree (441-10)	2012	44.10-1
7.	Daniel Jones (392-9)	2018	43.55-1
8.	Spence Fischer (346-8)	1994	43.25-1
9.	Daniel Jones (453-11)	2017	41.18-1
10.	Sean Renfree (434-11)	2011	39.45-1
11.	Ben Bennett (469-12)	1983	39.08-1
12.	Mike Schneider (253-7)	2004	36.14-1
13.	Thaddeus Lewis (360-10)	2007	36.00-1

Pass Attempt-to-Interception Ratio, Career (500)

1.	Daniel Jones (1,275-29)	2016-18	43.97-1
2.	Anthony Boone (923-24)	2011-14	38.46-1
3.	Thaddeus Lewis (1,510-40)	2006-09	37.75-1
4.	Sean Renfree (1,389-40)	2009-12	34.73-1
5.	Spence Fischer (1,369-46)	1992-95	29.76-1
6.	Mike Schneider (547-19)	2003-05	28.79-1
7.	Leo Hart (877-32)	1968-70	27.41-1

Most Passing Yards, 2 Consecutive Games

1.	Dave Brown, 1989 (374 vs. NCS & 479 vs. NC)	853
2.	Anthony Dilweg, 1988 (475 vs. WF & 357 vs. NCS)	832
3.	Thaddeus Lewis, 2009 (459 vs. NCS & 371 vs. MD)	830
4.	Dave Brown, 1989 (444 vs. WF & 374 vs. NCS)	818
	Thaddeus Lewis, 2009 (359 vs. VT & 459 vs. NCS)	818
6.	Anthony Dilweg, 1988 (410 vs. CIT & 381 vs. UVa)	801

Most Passing Yards, 3 Consecutive Games

1.	Dave Brown, 1989 (444 vs. Wake Forest, 374 vs. N.C. State & 479 vs. N. Carolina)	1,297
2.	Anthony Dilweg, 1988 (475 vs. Wake Forest, 357 vs. N.C. State & 362 vs. North Carolina)	1,194
3.	Thaddeus Lewis, 2009 (359 vs. Virginia Tech, 459 vs. N.C. State & 371 vs. Maryland)	1,189
4.	Thaddeus Lewis, 2009 (459 vs. N.C. State, 371 vs. Maryland & 343 vs. Virginia)	1,173
5.	Anthony Dilweg, 1988 (410 vs. The Citadel, 381 vs. Virginia & 349 vs. Vanderbilt)	1,150
6.	Steve Slayden, 1987 (396 vs. Georgia Tech, 281 vs. Wake Forest & 458 vs. N.C. State)	1,135

Most Consecutive Games, 100+ Passing Yards

1.	Spence Fischer (Last 10 games of 1993; all 11 games of 1994; all 11 games of 1995)	32
2.	Sean Renfree (All 12 games of 2010; all 12 games of 2011; first 8 games of 2012*)	31
3.	Ben Bennett (Last game of 1981; all 11 games of 1982; all 11 games of 1983)	23
	Thaddeus Lewis (Last 7 games of 2006; all 12 games of 2007; first 4 games of 2008)	23
5.	Anthony Boone (Last 9 games of 2013; all 13 games of 2014)	22

*Did not play vs. Virginia in Week 6

Most Consecutive Games, 200+ Passing Yards

1.	Anthony Dilweg (All 11 games of 1988)	11
2.	Sean Renfree (First 8 games of 2012*)	7

*Did not play vs. Virginia in Week 6

Most Consecutive Games, 300+ Passing Yards

1.	Anthony Dilweg (First 5 games of 1988)	5
2.	Thaddeus Lewis (Games 5-6-7-8 of 2009)	4
3.	Anthony Dilweg (Last 3 games of 1988)	3

Most Games, 100+ Passing Yards, Season

1.	Anthony Boone	2014	13
2.	Thaddeus Lewis	2007	12
	Sean Renfree	2010	12
	Sean Renfree	2011	12
	Thomas Sirk	2015	12
	Daniel Jones	2017	12
7.	Ben Bennett	1982	11
	Ben Bennett	1983	11
	Anthony Dilweg	1988	11
	Dave Brown	1991	11
	Spence Fischer	1995	11
	Thaddeus Lewis	2009	11
	Sean Renfree	2012	11
	Daniel Jones	2016	11
	Daniel Jones	2018	11

Most Games, 100+ Passing Yards, Career

1.	Thaddeus Lewis	2006-09	42
2.	Spence Fischer	1992-95	39
3.	Ben Bennett	1980-83	38
4.	Steve Slayden	1984-87	37
	Sean Renfree	2009-12	37

Most Games, 200+ Passing Yards, Season

1.	Anthony Dilweg	1988	11
2.	Sean Renfree	2012	10
3.	Leo Hart	1968	9
	Ben Bennett	1982	9
	Ben Bennett	1983	9
	Steve Slayden	1987	9
	Sean Renfree	2010	9
	Sean Renfree	2011	9
9.	Leo Hart	1970	8
	Spence Fischer	1995	8
	Thaddeus Lewis	2009	8
	Daniel Jones	2016	8

Most Games, 200+ Passing Yards, Career

1.	Sean Renfree	2009-12	28
2.	Ben Bennett	1980-83	25
3.	Thaddeus Lewis	2006-09	24
4.	Spence Fischer	1992-95	21
	Daniel Jones	2016-18	21
6.	Leo Hart	1968-70	20

Most Seasons, 1,000+ Passing Yards

1.	Ben Bennett (1980-81-82-83)	4
	Steve Slayden (1984-85-86-87)	4
	Spence Fischer (1992-93-94-95)	4
	Thaddeus Lewis (2006-07-08-09)	4
5.	Leo Hart (1968-69-70)	3
	Dave Brown (1989-90-91)	3
	Sean Renfree (2010-11-12)	3
	Daniel Jones (2016-17-18)	3
9.	Scotty Glacken (1963-64)	2
	Mike Dunn (1976-77)	2
	Billy Ray (1989-90)	2
	D. Bryant (2000-01)	2
	Mike Schneider (2003-04)	2
	Anthony Boone (2013-14)	2

Most Seasons, 2,000+ Passing Yards

1.	Thaddeus Lewis (2006-07-08-09)	4
2.	Ben Bennett (1980-82-83)	3
	Spence Fischer (1993-94-95)	3
	Sean Renfree (2010-11-12)	3
	Daniel Jones (2016-17-18)	3
6.	Leo Hart (1968-70)	2
	Anthony Boone (2013-14)	2

Most Seasons, 3,000+ Passing Yards

1.	Ben Bennett (1982-83)	2
	Sean Renfree (2010-12)	2
3.	Anthony Dilweg (1988)	1
	Thaddeus Lewis (2009)	1

Most Consecutive Starts Without An INT

1.	Worth Lutz	1952	6
	Thaddeus Lewis	2007-08	6
3.	Don Altman	1959-60	5
	Hal Spears	1973-74	5
	Daniel Jones	2016-17	5

Most Consecutive Pass Attempts Without INT

1.	Thaddeus Lewis	2007-08	206
2.	Daniel Jones	2016-17	202
3.	Thomas Sirk	2015	178
4.	Sean Renfree	2010	173
	Daniel Jones	2016	173
6.	Ben Bennett	1982-83	169
7.	Spence Fischer	1993	156
8.	Thaddeus Lewis	2009	130
9.	Anthony Boone	2014	127
10.	Anthony Boone	2014	125
11.	Adam Smith	2002-03	118
12.	Ben Bennett	1981-82	107
13.	Mike Dunn	1977	105
	Quentin Harris	2019	105
15.	Bobby Campbell	1998	102

Most Consecutive Pass Attempts Without INT To Start A Season

1.	Ben Bennett	1983	126
2.	Anthony Boone	2014	125
3.	Thaddeus Lewis	2008	105
4.	Sean Renfree	2011	95
5.	Adam Smith	2003	94
6.	Ben Bennett	1982	84
7.	Thaddeus Lewis	2009	83
8.	Thomas Sirk	2015	79

Most Consecutive Pass Attempts Without INT To Start A Career

1.	Thomas Sirk	2014-15	93
2.	Quentin Harris	2015-18	80
3.	Thaddeus Lewis	2006	69

Most Pass Attempts Without An INT, Game

1.	Sean Renfree	59 vs. Miami, 2012
2.	Thaddeus Lewis	55 vs. Richmond, 2009
3.	Thaddeus Lewis	52 vs. N.C. State, 2008
	Thomas Sirk	52 vs. Miami, 2015
5.	Steve Slayden	50 vs. Georgia Tech, 1987
	Dave Brown	50 vs. South Carolina, 1991
	Thaddeus Lewis	50 vs. N.C. State, 2009
	Daniel Jones	50 vs. Miami, 2016
9.	Sean Renfree	49 vs. Boston College, 2010
10.	Ben Bennett	46 vs. Maryland, 1981
	Daniel Jones	46 vs. Pittsburgh, 2016

Most Games, 20+ Pass Completions, Season

1.	Ben Bennett	1983	11
	Sean Renfree	2012	11
3.	Ben Bennett	1982	8
	Anthony Dilweg	1988	8
	Thaddeus Lewis	2009	8
	Sean Renfree	2011	8
	Daniel Jones	2016	8
8.	Spence Fischer	1995	7
	Sean Renfree	2010	7

Most Games, 20+ Pass Completions, Career

1.	Sean Renfree	2009-12	26
2.	Ben Bennett	1980-83	22
3.	Daniel Jones	2016-18	20
4.	Thaddeus Lewis	2006-09	19
5.	Spence Fischer	1992-95	18
6.	Steve Slayden	1984-87	12
	Anthony Boone	2011-14	12
8.	Dave Brown	1989-91	11
9.	Leo Hart	1968-70	10

Most Games, 30+ Pass Completions, Season

1.	Anthony Dilweg	1988	4
2.	Ben Bennett	1983	3
	Steve Slayden	1987	3
	Spence Fischer	1995	3
	Thaddeus Lewis	2009	3
	Sean Renfree	2010	3
	Daniel Jones	2016	3

Most Games, 30+ Pass Completions, Career

1.	Sean Renfree	2009-12	6
2.	Ben Bennett	1980-83	5
	Thaddeus Lewis	2006-09	5
	Daniel Jones	2016-18	5
5.	Anthony Dilweg	1985-88	4
	Spence Fischer	1992-95	4

Most Consecutive Games With 10+ Pass Completions

1.	Sean Renfree	36
	<i>(All 12 games of 2010; all 12 games of 2011; 12 of 13 games of 2012 - DNP Week 6 vs. Virginia due to injury)</i>	
2.	Thaddeus Lewis	30
	<i>(Last 6 games of 2016; all 13 games of 2017; all 11 games of 2018)</i>	
3.	Thaddeus Lewis	28
	<i>(Last 7 games of 2006; all 12 games of 2007; first 9 games of 2008)</i>	
4.	Ben Bennett	23
	<i>(Last game of 1981; all 11 games of 1982; all 11 games of 1983)</i>	
5.	Steve Slayden	21
	<i>(Last 4 games of 1984; all 10 of 1985; first 7 of 1986)</i>	

Most Consecutive Games With 20+ Pass Completions

1.	Ben Bennett	14
	<i>(Last 3 games of 1982; all 11 games of 1983)</i>	

Most Consecutive Completions, Game

1.	D. Bryant	16 vs. N.C. State, 2000
	Sean Renfree	16 vs. Navy, 2010
3.	Ben Bennett	15 vs. North Carolina, 1983
	Thaddeus Lewis	15 vs. Northwestern, 2007
5.	Ben Bennett	14 vs. Maryland, 1982
	Sean Renfree	14 vs. Boston College, 2011
	Anthony Boone	14 vs. Wake Forest, 2013

Most Games with 20+ Pass Attempts without an Interception, Season

1.	Anthony Boone	2014	7
	Thomas Sirk	2015	7
3.	Spence Fischer	1994	6
	Thaddeus Lewis	2008	6
5.	Ben Bennett	1982	5
	Thaddeus Lewis	2007	5
	Sean Renfree	2010	5
	Daniel Jones	2016	5
	Daniel Jones	2017	5
	Quentin Harris	2019	5
11.	Seven times, last Anthony Boone	2013	4

Most Games with 30+ Pass Attempts without an Interception, Season

1.	Anthony Boone	2014	6
2.	Thomas Sirk	2015	5
3.	Sean Renfree	2010	4
	Daniel Jones	2016	4
5.	Spence Fischer	1993	3
	Spence Fischer	1994	3
	Thaddeus Lewis	2008	3
	Thaddeus Lewis	2009	3
	Sean Renfree	2012	3
	Daniel Jones	2017	3

Most Games with 40+ Pass Attempts without an Interception, Season

1.	Thaddeus Lewis	2009	3
2.	Ben Bennett	1983	2
	Adam Smith	2002	2
	Thaddeus Lewis	2008	2
	Sean Renfree	2010	2
	Thomas Sirk	2015	2
	Daniel Jones	2016	2
	Daniel Jones	2018	2

Most Games with 50+ Pass Attempts without an Interception, Season

1.	Thaddeus Lewis	2006-09	2
----	----------------	---------	---

Most Games with 20+ Pass Attempts without an Interception, Career

1.	Thaddeus Lewis	2006-09	19
2.	Spence Fischer	1992-95	14
3.	Sean Renfree	2009-12	13
	Daniel Jones	2016-18	13
5.	Anthony Boone	2011-14	12
6.	Leo Hart	1968-70	9
7.	Ben Bennett	1980-83	8
8.	Thomas Sirk	2014-16	7
	Quentin Harris	2016-19	7
10.	Mike Dunn	1975-78	6
	Steve Slayden	1984-87	6
	Dave Brown	1989-91	6

Most Games with 30+ Pass Attempts without an Interception, Career

1.	Thaddeus Lewis	2006-09	10
2.	Sean Renfree	2009-12	9
	Anthony Boone	2011-14	9
	Daniel Jones	2016-18	9
5.	Spence Fischer	1992-95	7
6.	Thomas Sirk	2014-16	5
7.	Dave Brown	1989-91	4
8.	Leo Hart	1968-70	3

Most Games with 40+ Pass Attempts without an Interception, Career

1.	Thaddeus Lewis	2006-09	6
2.	Daniel Jones	2016-18	5
3.	Sean Renfree	2009-12	4
4.	Ben Bennett	1980-83	3
5.	Thomas Sirk	2014-16	2

Most Games with 50+ Pass Attempts without an Interception, Career

1.	Thaddeus Lewis	2006-09	3
2.	Steve Slayden	1984-87	1
	Dave Brown	1989-91	1
	Sean Renfree	2009-12	1
	Thomas Sirk	2014-16	1
	Daniel Jones	2016-18	1

Most Consecutive Games with 20+ Pass Attempts without an Interception

1.	Thaddeus Lewis	2007-08	6
2.	Daniel Jones	2016-17	5
3.	Spence Fischer	1994	4
	Sean Renfree	2010	4
	Thomas Sirk	2015	4

Most Consecutive Games with 30+ Pass Attempts without an Interception

1.	Daniel Jones	2016	4
2.	Spence Fischer	1993	3

Most Consecutive Games with 40+ Pass Attempts without an Interception

1.	Sean Renfree	2010	2
	Daniel Jones	2016	2

Most Starts, QB

1.	Thaddeus Lewis	2006-09	46
2.	Ben Bennett	1980-83	38
3.	Spence Fischer	1992-95	37
4.	Steve Slayden	1984-87	36
	Daniel Jones	2016-18	36
6.	Mike Dunn	1975-78	35
	Sean Renfree	2009-12	35
8.	Leo Hart	1968-70	31
9.	Jerry Barger	1951-54	27
10.	Anthony Boone	2011-14	25

Most Consecutive Starts, QB

1.	Thaddeus Lewis	33
	<i>(Last 11 games of 2006; all 12 games of 2007; first 10 games of 2008)</i>	
2.	Leo Hart	31
	<i>(All 10 games of 1968 & 1969; all 11 games of 1970)</i>	
3.	Daniel Jones	27
	<i>(All 12 games of 2016; all 13 games of 2017; first 2 games of 2018)</i>	
4.	Spence Fischer	26
	<i>(last 4 games of 1993; all 11 games of 1994 & 1995)</i>	
5.	Mike Dunn	25
	<i>(Last 3 games of 1975; all 11 games of 1976 & 1977)</i>	
6.	Scotty Glacken	24
	<i>(Last 8 games of 1963; all 10 games of 1964; first 6 games of 1965)</i>	
7.	Steve Slayden	23
	<i>(Last 7 games of 1985; all 11 games of 1986; first 5 games of 1987)</i>	
8.	Anthony Boone	22
	<i>(Last 9 games of 2013; all 13 games of 2014)</i>	
9.	Ben Bennett	21
	<i>(Last 10 games of 1982; all 11 games of 1983)</i>	
10.	Walt Rappold	20
	<i>(All 10 games of 1961 & 1962)</i>	

Most Pass Completions By A Reserve QB, Game

1.	Dave Brown	23 vs. Northwestern, 1990
2.	David Green	21 vs. Georgia Tech, 1997
3.	Ben Bennett	19 vs. Tennessee, 1982
	Bobby Campbell	19 vs. Wake Forest, 1998
5.	Sean Renfree	18 vs. Miami, 2010
6.	Bobby Campbell	17 vs. N.C. State, 1998

Most Pass Attempts By A Reserve QB, Game

1.	Sean Renfree	38 vs. Miami, 2010
2.	Bobby Campbell	34 vs. Wake Forest, 1998
3.	Dave Brown	33 vs. Northwestern, 1990
4.	Bobby Campbell	31 vs. Vanderbilt, 1999
5.	Ben Bennett	29 vs. Tennessee, 1982
6.	Bobby Campbell	28 vs. N.C. State, 1998

Most Passing Yards By A Reserve QB, Game

1.	David Green	335 vs. Georgia Tech, 1997
2.	Ben Bennett	288 vs. Tennessee, 1982
3.	Dave Brown	278 vs. Northwestern, 1990
4.	Bobby Campbell	251 vs. Vanderbilt, 1999
5.	Brandon Connette	198 vs. Memphis, 2013
6.	Spence Fischer	188 vs. Rice, 1992
	Bobby Campbell	188 vs. N.C. State, 1998
8.	Dave Brown	182 vs. Western Carolina, 1990
9.	Bobby Campbell	181 vs. Wake Forest, 1998
10.	Spence Fischer	179 vs. Florida State, 1992

Most Passing TDs By A Reserve QB, Game

1.	David Green	4 vs. Georgia Tech, 1997
2.	Dave Brown	3 vs. Virginia, 1989

300-YARD PASSING GAMES

479	Dave Brown	1989	at North Carolina	315	Thomas Sirk	2015	N.C. Central
475	Anthony Dilweg	1988	Wake Forest	314	Spence Fischer	1994	vs. Wisconsin
469	Ben Bennett	1980	Wake Forest	314	Sean Renfree	2010	at Navy
459	Thaddeus Lewis	2009	at N.C. State	314	Sean Renfree	2012	Memphis
458	Steve Slayden	1987	N.C. State	313	Ben Bennett	1982	at N.C. State
444	Dave Brown	1989	at Wake Forest	311	Anthony Dilweg	1988	at Tennessee
442	Ben Bennett	1983	N.C. State	310	D. Bryant	2000	at N.C. State
432	Sean Renfree	2012	Miami	308	Billy Ray	1989	at Maryland
428	Thaddeus Lewis	2007	at Navy	305	Anthony Dilweg	1987	at Clemson
427	Anthony Boone	2013	vs. Texas A&M	305	Thaddeus Lewis	2006	at Wake Forest
423	Daniel Jones	2018	Temple	305	Daniel Jones	2016	at Georgia Tech
410	Anthony Dilweg	1988	The Citadel	305	Daniel Jones	2017	Northwestern
407	Ben Bennett	1982	Wake Forest	303	Spencer Romine	1998	at Northwestern
404	Spencer Romine	1999	at Maryland	303	Thaddeus Lewis	2009	at Miami
400	D. Bryant	2001	N.C. State	303	Sean Renfree	2011	at Virginia
397	Ben Bennett	1981	at Maryland	301	Leo Hart	1970	at South Carolina
396	Steve Slayden	1987	Georgia Tech	300	Mike Schneider	2004	at Wake Forest
396	Daniel Jones	2018	Pittsburgh				
395	Spence Fischer	1994	North Carolina				
391	Anthony Dilweg	1988	Virginia				
387	Thaddeus Lewis	2009	Wake Forest				
385	Dave Brown	1991	vs. Clemson				
384	Spence Fischer	1993	at North Carolina				
379	Anthony Dilweg	1988	Maryland				
374	Dave Brown	1989	N.C. State				
373	Steve Slayden	1987	at Maryland				
371	Thaddeus Lewis	2009	Maryland				
368	Sean Renfree	2011	at Boston College				
367	Ben Bennett	1983	Clemson				
363	Ben Bennett	1982	Navy				
362	Anthony Dilweg	1988	North Carolina				
362	Spence Fischer	1995	at Army West Point				
361	Daniel Jones	2018	North Carolina				
360	Spence Fischer	1995	at Virginia				
359	Thaddeus Lewis	2009	Virginia Tech				
358	Sean Renfree	2010	at Wake Forest				
358	Sean Renfree	2012	vs. Cincinnati				
357	Anthony Dilweg	1988	at N.C. State				
357	Spence Fischer	1993	Army West Point				
353	Anthony Dilweg	1988	at Northwestern				
353	Adam Smith	2002	at N.C. State				
351	Sean Renfree	2010	at Maryland				
350	Thaddeus Lewis	2009	Richmond				
350	Sean Renfree	2010	Elon				
349	Anthony Dilweg	1988	at Vanderbilt				
347	Spence Fischer	1995	N.C. State				
346	Daniel Jones	2017	Wake Forest				
345	Quentin Harris	2019	North Carolina A&T				
343	Thaddeus Lewis	2009	at Virginia				
341	Billy Ray	1989	at South Carolina				
337	Dave Brown	1990	North Carolina				
336	Ron Sally	1981	at Virginia				
335	David Green	1997	Georgia Tech				
335	Sean Renfree	2011	at FIU				
334	Dave Brown	1991	at Maryland				
334	Sean Renfree	2010	at Georgia Tech				
333	Spence Fischer	1993	at Rutgers				
332	Daniel Jones	2016	Wake Forest				
328	Zack Asack	2005	at Clemson				
326	Ben Bennett	1983	South Carolina				
324	Brandon Connette	2013	vs. Troy				
324	Daniel Jones	2016	Virginia				
323	Ben Bennett	1983	at North Carolina				
323	Dave Brown	1991	at South Carolina				
323	Brandon Connette	2013	vs. Pittsburgh				
317	Thaddeus Lewis	2008	Navy				
317	Thaddeus Lewis	2008	N.C. State				
316	Leo Hart	1968	at Clemson				
316	Bobby Campbell	1998	at Vanderbilt				
316	Daniel Jones	2016	at Miami				
315	Dave Brown	1991	N.C. State				

300-YARD PASSING GAMES

300-Yard Passing Games By Player

Zack Asack (1)

328	Clemson	2005
-----	---------	------

Ben Bennett (9)

469	Wake Forest	1980
397	Maryland	1981
363	Navy	1982
407	Wake Forest	1982
313	N.C. State	1982
326	South Carolina	1983
367	Clemson	1983
442	N.C. State	1983
323	North Carolina	1983

Anthony Boone (1)

427	Texas A&M	2013 ^{BOWL}
-----	-----------	----------------------

Dave Brown (8)

444	Wake Forest	1989
374	N.C. State	1989
479	North Carolina	1989
337	North Carolina	1990
323	South Carolina	1991
334	Maryland	1991
315	N.C. State	1991
385	Clemson	1991

D. Bryant (2)

310	N.C. State	2000
400	N.C. State	2001

Bobby Campbell (1)

316	Vanderbilt	1998
-----	------------	------

Brandon Connette (2)

323	Pittsburgh	2013
324	Troy	2013

Anthony Dilweg (10)

305	Clemson	1987
353	Northwestern	1988
410	The Citadel	1988
311	Tennessee	1988
391	Virginia	1988
349	Vanderbilt	1988
379	Maryland	1988
475	Wake Forest	1988
357	N.C. State	1988
362	North Carolina	1988

Spence Fischer (8)

333	Rutgers	1993
357	Army West Point	1993
384	North Carolina	1993
395	North Carolina	1994
314	Wisconsin	1994 ^{BOWL}
362	Army West Point	1995
360	Virginia	1995
347	N.C. State	1995

David Green (1)

335	Georgia Tech	1997
-----	--------------	------

Quentin Harris (1)

345	North Carolina A&T	2019
-----	--------------------	------

Leo Hart (2)

316	Clemson	1968
301	South Carolina	1970

Daniel Jones (9)

332	Wake Forest	2016
324	Virginia	2016
305	Georgia Tech	2016
316	Miami	2016
305	Northwestern	2017
346	Wake Forest	2017
396	Pittsburgh	2018
361	North Carolina	2018
423	Temple	2018 ^{BOWL}

Thaddeus Lewis (11)

305	Wake Forest	2006
428	Navy	2007
317	Navy	2008
317	N.C. State	2008
350	Richmond	2009
359	Virginia Tech	2009
459	N.C. State	2009
371	Maryland	2009
343	Virginia	2009
303	Miami	2009
387	Wake Forest	2009

Billy Ray (2)

341	South Carolina	1989
308	Maryland	1989

Sean Renfree (11)

350	Elon	2010
358	Wake Forest	2010
351	Maryland	2010
314	Navy	2010
334	Georgia Tech	2010
368	Boston College	2011
335	FIU	2011
303	Virginia	2011
314	Memphis	2012
432	Miami	2012
358	Cincinnati	2012 ^{BOWL}

Spencer Romine (2)

303	Northwestern	1998
404	Maryland	1999

Ron Sally (1)

336	Virginia	1981
-----	----------	------

Mike Schneider (1)

300	Wake Forest	2004
-----	-------------	------

Thomas Sirk (1)

315	N.C. Central	2015
-----	--------------	------

Steve Slayden (3)

373	Maryland	1987
396	Georgia Tech	1987
458	N.C. State	1987

Adam Smith (1)

353	N.C. State	2002
-----	------------	------

300-Yard Passing Games By Opponent

1.	N.C. State	12
2.	Wake Forest	10
3.	Maryland	8
4.	North Carolina	7
5.	Virginia	6
6.	Clemson	5
7.	Georgia Tech, Navy & South Carolina	4
10.	Miami & Northwestern	3
12.	Army West Point, Pittsburgh & Vanderbilt	2
15.	Boston College, Cincinnati, Elon, FIU, Memphis, N.C. A&T, N.C. Central, Northwestern, Richmond, Rutgers, Temple, Tennessee, Texas A&M, The Citadel, Troy, Virginia Tech & Wisconsin	1

QB WINS

Most Wins, Starting QB, Season

1.	Anthony Boone	2013	9
	Anthony Boone	2014	9
3.	Worth Lutz	1952	8
	Jerry Barger	1954	8
	Don Altman	1960	8
	Walt Rappold	1962	8
	Spence Fischer	1994	8
	Thomas Sirk	2015	8
9.	Sonny Jurgensen	1955	7
	Walt Rappold	1961	7
	Anthony Dilweg	1988	7
	Daniel Jones	2017	7
13.	Bob Brodhead	1957	6
	Leo Hart	1970	6
	Daniel Jones	2018	6

Most Wins, Starting QB, Career

1.	Anthony Boone	2011-14	19
2.	Jerry Barger	1951-54	17
	Daniel Jones	2016-18	17
4.	Walt Rappold	1959-62	15
	Mike Dunn	1975-78	15
	Spence Fischer	1992-95	15
7.	Leo Hart	1968-70	13
	Ben Bennett	1980-83	13
	Steve Slayden	1984-87	13
10.	Bob Brodhead	1956-58	12
11.	Worth Lutz	1951-54	11
	Scotty Glacken	1963-65	11
	Sean Renfree	2009-12	11
14.	Sonny Jurgensen	1954-56	10
	Thaddeus Lewis	2006-09	10

Highest Winning Percentage, Starting QB, Season (10)

1.	Sonny Jurgensen (7-1-1)	1955	.833
2.	Anthony Boone (9-2)	2013	.818
3.	Worth Lutz (8-2)	1952	.800
	Walt Rappold (8-2)	1962	.800
5.	Jerry Barger (8-2-1)	1954	.773
6.	Don Altman (8-3)	1960	.727
7.	Walt Rappold (7-3)	1961	.700
8.	Anthony Boone (9-4)	2014	.692
9.	Anthony Dilweg (7-3-1)	1988	.682
10.	Spence Fischer (8-4)	1994	.667
	Thomas Sirk (8-4)	2015	.667

Highest Winning Percentage, Starting QB, Career (10)

1.	Worth Lutz (11-2)	1951-54	.846
2.	Anthony Boone (19-6)	2011-14	.760
3.	Sonny Jurgensen (10-3-1)	1954-56	.750
	Walt Rappold (15-5)	1959-62	.750
5.	Thomas Sirk (8-4)	2014-16	.667
6.	Jerry Barger (17-8-3)	1951-54	.661

2,000-YARD PASSERS

1. Thaddeus Lewis

Year	G/GS	Cmp	Att	Pct.	Yards	TD	Int
2006	12/11	180	340	.529	2,134	11	16
2007	12/12	199	360	.553	2,430	21	10
2008	11/11	224	361	.620	2,171	15	6
2009	12/12	274	449	.610	3,330	20	8
Total	47/46	877	1,510	.581	10,065	67	40

2. Ben Bennett

Year	G/GS	Cmp	Att	Pct.	Yards	TD	Int
1980	11/10	174	330	.527	2,050	11	25
1981	9/7	110	202	.544	1,445	7	8
1982	11/10	236	374	.631	3,033	20	12
1983	11/11	300	469	.640	3,086	17	12
Total	42/38	820	1,375	.596	9,614	55	57

3. Sean Renfree

Year	G/GS	Cmp	Att	Pct.	Yards	TD	Int
2009	5/0	34	50	.680	330	4	2
2010	12/11	285	464	.614	3,131	14	17
2011	12/12	282	434	.650	2,891	14	11
2012	12/12	297	441	.673	3,113	19	10
Total	41/35	898	1,389	.647	9,465	51	40

4. Spence Fischer

Year	G/GS	Cmp	Att	Pct.	Yards	TD	Int
1992	9/6	113	197	.574	1,505	8	10
1993	11/9	213	388	.549	2,561	12	14
1994	11/11	204	346	.590	2,285	16	8
1995	11/11	256	438	.584	2,668	12	14
Total	42/37	786	1,369	.574	9,019	48	46

5. Daniel Jones

Year	G/GS	Cmp	Att	Pct.	Yards	TD	Int
2016	12/12	270	430	.628	2,836	16	9
2017	13/13	257	453	.567	2,691	14	11
2018	11/11	237	392	.605	2,674	22	9
Total	36/36	764	1,275	.599	8,201	52	29

6. Steve Slayden

Year	G/GS	Cmp	Att	Pct.	Yards	TD	Int
1984	9/5	113	202	.559	1,229	4	9
1985	10/10	173	294	.588	1,937	10	13
1986	11/11	183	313	.585	1,914	14	15
1987	10/10	230	395	.582	2,924	20	16
Total	40/36	699	1,204	.581	8,004	48	53

7. Leo Hart

Year	G/GS	Cmp	Att	Pct.	Yards	TD	Int
1968	10/10	162	301	.538	2,238	11	11
1969	10/10	145	268	.541	1,642	5	9
1970	11/11	179	308	.581	2,236	7	12
Total	31/31	486	877	.554	6,116	23	32

8. Anthony Boone

Year	G/GS	Cmp	Att	Pct.	Yards	TD	Int
2011	10/0	30	53	.566	298	1	1
2012	12/1	49	95	.516	531	5	2
2013	11/11	206	322	.640	2,260	13	13
2014	13/13	255	453	.563	2,700	19	8
Total	46/25	540	923	.585	5,789	38	24

9. Dave Brown

Year	G/GS	Cmp	Att	Pct.	Yards	TD	Int
1989	6/3	104	163	.638	1,479	14	6
1990	10/4	129	245	.527	1,444	8	12
1991	11/11	230	437	.526	2,794	20	15
Total	27/18	463	845	.548	5,717	42	33

10. Anthony Dilweg

Year	G/GS	Cmp	Att	Pct.	Yards	TD	Int
1985	11/1	14	25	.560	161	0	2
1986	11/0	6	12	.500	65	0	0
1987	11/1	35	73	.479	507	3	4
1988	11/11	287	484	.593	3,824	24	18
Total	44/13	342	594	.576	4,557	27	24

11. D. Bryant

Year	G/GS	Cmp	Att	Pct.	Yards	TD	Int
2000	11/7	129	258	.500	1,448	5	10
2001	11/11	187	384	.487	2,454	11	17
Total	22/18	316	642	.492	3,902	16	27

12. Spencer Romine

Year	G/GS	Cmp	Att	Pct.	Yards	TD	Int
1997	6/4	34	65	.523	432	3	3
1998	9/7	71	147	.483	862	3	6
1999	7/7	123	243	.506	1,638	6	13
2000	6/4	53	116	.457	613	1	9
Total	28/22	281	571	.492	3,545	13	31

13. Mike Dunn

Year	G/GS	Cmp	Att	Pct.	Yards	TD	Int
1975	10/4	31	67	.463	526	0	7
1976	11/11	90	169	.533	1,078	2	11
1977	11/11	102	191	.534	1,239	7	9
1978	9/9	65	144	.451	668	2	8
Total	41/35	288	571	.504	3,511	11	35

14. Billy Ray

Year	G/GS	Cmp	Att	Pct.	Yards	TD	Int
1989	8/8	174	274	.635	2,035	15	14
1990	8/7	100	164	.610	1,247	8	5
Total	16/15	274	438	.626	3,282	23	19

15. Scotty Glacken

Year	G/GS	Cmp	Att	Pct.	Yards	TD	Int
1963	10/8	101	201	.502	1,265	12	8
1964	10/10	104	192	.541	1,178	7	9
1965	7/6	50	88	.568	743	5	6
Total	27/24	255	481	.531	3,186	24	23

16. Mike Schneider

Year	G/GS	Cmp	Att	Pct.	Yards	TD	Int
2003	10/8	97	208	.466	1,220	4	6
2004	11/10	150	253	.593	1,527	8	7
2005	8/5	41	86	.477	351	0	6
Total	29/23	288	547	.527	3,098	12	19

17. Bobby Campbell

Year	G/GS	Cmp	Att	Pct.	Yards	TD	Int
1997	9/6	85	176	.483	925	2	10
1998	11/4	101	206	.490	1,199	6	8
1999	6/2	37	96	.385	526	1	6
2000	8/0	9	20	.450	75	0	3
Total	34/12	232	498	.466	2,725	9	27

18. Thomas Sirk

Year	G/GS	Cmp	Att	Pct.	Yards	TD	Int
2014	12/0	10	14	.714	67	3	0
2015	12/12	251	427	.589	2,625	16	8
Total	24/12	261	441	.592	2,692	19	8

19. Quentin Harris

Year	G/GS	Cmp	Att	Pct.	Yards	TD	Int
2016	1/0	0	3	-	0	0	0
2017	10/0	7	10	.700	73	1	0
2018	12/2	34	68	.500	437	7	1
2019	12/12	209	357	.585	2,078	16	11
Total	35/14	250	438	.571	2,588	24	12

20. Adam Smith

Year	G/GS	Cmp	Att	Pct.	Yards	TD	Int
2001	5/0	5	13	.385	30	0	1
2002	12/12	174	308	.565	2,031	12	9
2003	7/3	49	94	.521	488	2	0
Total	24/15	228	415	.549	2,549	14	10

21. Billy Cox

Year	G/GS	Cmp	Att	Pct.	Yards	TD	Int
1948	-	19	58	.328	248	2	3
1949	-	59	118	.500	779	4	7
1950	-	108	206	.524	1,428	8	15
Total	-	186	382	.487	2,455	14	25

22. Chase Brice

Year	G/GS	Cmp	Att	Pct.	Yards	TD	Int
2020	11/11	193	352	.548	2,170	10	15
Total	11/11	193	352	.548	2,170	10	15

TOUCHDOWN PASSES OF 20+ YARDS

99, Sean Renfree to Jamison Crowder	Miami, 2012	57, Billy Ray to Walter Jones	Western Carolina, 1990	44, Dave Brown to Clarkston Hines	North Carolina, 1989
97, Dave Brown to Clarkston Hines	Wake Forest, 1989	56, Harwood Smith to George McAfee	Wake Forest, 1937	44, Quentin Harris to Brittain Brown	N.C. Central, 2018
89, Thomas Sirk to Shaun Wilson	N.C. Central, 2015	56, Bill Murphy to Gordon Carver	N.C. Pre Flight, 1943	44, Quentin Harris to Deon Jackson	Pittsburgh, 2019
88, Ben Bennett to Chris Castor	Tennessee, 1982	56, George Clark to Jim LaRue	South Carolina, 1945	43, Ace Parker to Jule Ward	N.C. State, 1934
88, Bobby Campbell to Scottie Montgomery	Vanderbilt, 1998	56, Al Woodall to Dave Dunaway	N.C. State, 1966	43, Harwood Smith to Elmore Hackney	Washington & Lee, 1936
85, Daniel Jones to T.J. Rahming	Temple, 2018	56, Ben Bennett to Chuck Herring	Clemson, 1983	43, Gil Garner to Jack Wilson	Virginia, 1961
81, Leo Hart to Wes Chesson	Wake Forest, 1968	56, Billy Ray to Walter Jones	Maryland, 1990	43, Todd Orvald to Sonny Odom	Wake Forest, 1965
80, Craig Browning to Cedric Jones	Wake Forest, 1979	56, Thaddeus Lewis to Ronnie Drummer	Northwestern, 2007	43, Leo Hart to Wes Chesson	Virginia, 1968
80, Spence Fischer to Jon Jensen	North Carolina, 1993	56, Thaddeus Lewis to Donovan Varner	Wake Forest, 2009	43, Dave Browning to Ron Frederick	Virginia, 1979
78, D. Bryant to Chris Douglas	Florida State, 2001	55, Nick Laney to Jule Ward	Maryland, 1933	43, Thomas Sirk to Max McCaffrey	N.C. Central, 2015
77, Walt Rappold to Jay Wilkinson	Navy, 1961	55, George Clark to Buddy Mulligan	Richmond, 1946	42, Harwood Smith to Robert Carpenter	Wake Forest, 1937
77, Sean Renfree to Jamison Crowder	Clemson, 2012	55, Howard Hartley to Buddy Mulligan	South Carolina, 1946	42, Buddy Luper to Lamar Blount	N.C. Pre Flight, 1943
76, Dave Brown to Clarkston Hines	Wake Forest, 1989	55, Mike Dunn to Chuck Williamson	Pittsburgh, 1976	42, Leo Hart to Wes Chesson	Georgia Tech, 1968
76, Thaddeus Lewis to Eron Riley	Navy, 2007	55, Dave Brown to Brad Breedlove	Clemson, 1991	42, Ben Bennett to Chris Castor	Clemson, 1982
75, Sonny Jurgensen to Bernie Blaney	Pittsburgh, 1955	55, Daniel Jones to Johnathan Lloyd	N.C. Central, 2016	42, Ben Bennett to Chris Castor	Wake Forest, 1982
75, Ben Bennett to Chris Castor	N.C. State, 1980	55, Chase Brice to Jake Marwede	Virginia, 2020	42, Dave Brown to Walter Jones	North Carolina, 1990
75, Brandon Connette to Brandon Braxton	Pittsburgh, 2013	54, Worth Lutz to Charlie Smith	N.C. State, 1952	42, Thaddeus Lewis to Conner Vernon	Virginia, 2009
74, Daniel Jones to Deon Jackson	Pittsburgh, 2018	54, Brent Clinkscale to Cedric Jones	Auburn, 1980	41, Billy Cox to Tom Powers	Tennessee, 1949
73, Steve Slayden to Clarkston Hines	Vanderbilt, 1987	54, Steve Slayden to Doug Green	Virginia, 1986	41, Jerry Barger to Lloyd Caudle	Tennessee, 1953
72, Dave Brown to Brad Breedlove	Clemson, 1991	54, Adam Smith to Khary Sharpe	Clemson, 2002	41, Al Woodall to James Hysong	Georgia Tech, 1967
71, Steve Slayden to Doug Green	N.C. State, 1985	54, Thaddeus Lewis to Johnny Williams	Richmond, 2009	41, Leo Hart to Marcel Courtillet	Michigan, 1968
70, Scotty Glacken to James Futrell	North Carolina, 1963	54, Sean Renfree to Isaac Blakeney	N.C. Central, 2012	41, Mike Dunn to Jeffrey Comer	East Carolina, 1977
70, Sean Renfree to Conner Vernon	Wake Forest, 2010	54, Anthony Boone to Jamison Crowder	Virginia, 2012	41, Anthony Dilweg to Keith Ewell	Wake Forest, 1988
70, Sean Renfree to Juwan Thompson	North Carolina, 2011	54, Anthony Boone to Isaac Blakeney	Syracuse, 2014	41, Billy Ray to Stanley Dorsey	Army West Point, 1990
69, Nick Laney to Thomas Rogers	Maryland, 1933	54, Daniel Jones to Aaron Young	N.C. Central, 2017	41, Spence Romine to Corey Thomas	Navy, 1997
69, Larry Davis to Dave Dunaway	North Carolina, 1966	53, Hal Spears to Randy Cobb	Army West Point, 1974	41, D. Bryant to Kyle Moore	N.C. State, 2000
69, Spence Romine to Richmond Flowers	Maryland, 1999	53, Sean Renfree to Conner Vernon	Boston College, 2011	41, Thaddeus Lewis to Eron Riley	Florida State, 2006
69, Thaddeus Lewis to Eron Riley	Navy, 2007	52, Eric Tipton to Elmore Hackney	N.C. State, 1937	41, Thaddeus Lewis to Ronnie Drummer	Miami, 2007
68, Dave Brown to Walter Jones	Rutgers, 1991	52, Anthony Boone to Jamison Crowder	Wake Forest, 2014	40, Spence Fischer to Corey Thomas	Navy, 1994
68, Thaddeus Lewis to Eron Riley	Wake Forest, 2007	52, Daniel Jones to Chris Taylor	Northwestern, 2017	40, Adam Smith to Khary Sharpe	N.C. State, 2002
68, Daniel Jones to Johnathan Lloyd	Pittsburgh, 2018	52, Daniel Jones to Johnathan Lloyd	Northwestern, 2018	39, Wes McAfee to George McAfee	Columbia, 1939
67, Fred Folger to Thomas Hughes	Maryland, 1948	52, Daniel Jones to Chris Taylor	North Carolina, 2018	39, Jerry Barger to Ernest Bass	South Carolina, 1954
67, Walt Rappold to Mark Leggett	Virginia, 1961	52, Chase Brice to Jarett Garner	Syracuse, 2020	39, Spence Fischer to Jon Jensen	Virginia, 1992
67, Matt Rader to Corey Thomas	Georgia Tech, 1996	51, Sean Renfree to Conner Vernon	Wake Forest, 2010	39, Anthony Boone to Jamison Crowder	Pittsburgh, 2014
66, Billy Cox to Tom Powers	Richmond, 1950	50, Stanley Driskell to Cedric Jones	Georgia Tech, 1979	39, Daniel Jones to T.J. Rahming	Pittsburgh, 2017
66, Zack Asack to Eron Riley	Clemson, 2005	50, Joe Pickens to Adam Geis	Army West Point, 1994	39, Quentin Harris to Eli Pancel	N.C. A&T, 2019
66, Quentin Harris to Johnathan Lloyd	Baylor, 2018	49, Jerry Barger to Red Smith	Purdue, 1953	38, Bob Pascal to Tracy Moon	South Carolina, 1954
65, Harry Rossiter to Richard McAninch	VMI, 1933	49, Anthony Dilweg to Keith Daniel	Wake Forest, 1987	38, Scotty Glacken to Charles Drulis	North Carolina, 1964
65, Buddy Luper to Howard Hartley	Tennessee, 1946	49, Anthony Dilweg to Walter Jones	Wake Forest, 1988	38, Ben Bennett to Dave Brown	Maryland, 1980
65, Sonny Jurgensen to Ed Post	Wake Forest, 1954	49, Thaddeus Lewis to Eron Riley	Navy, 2008	38, Mike Grayson to Chris Castor	Wake Forest, 1982
65, Scotty Glacken to James Scott	Virginia, 1964	49, Anthony Boone to Isaac Blakeney	Troy, 2014	38, Steve Slayden to Doug Green	Colgate, 1987
65, Stanley Driskell to Derrick Lewis	Georgia Tech, 1978	49, Quentin Harris to Jalon Calhoun	Miami, 2019	38, David Green to Corey Thomas	North Carolina, 1996
65, Anthony Dilweg to Keith Ewell	The Citadel, 1988	48, Billy Cox to Tom Powers	Richmond, 1950	38, Quentin Harris to Jalon Calhoun	N.C. A&T, 2019
64, Thaddeus Lewis to Eron Riley	Georgia Tech, 2007	48, Bob Corbett to Larry Upshaw	Virginia, 1975	37, Bill Murphy to Gordon Carver	Georgia Tech, 1943
64, Sean Renfree to Donovan Varner	Virginia, 2011	48, Steve Slayden to Julius Grantham	Maryland, 1984	37, Scotty Glacken to Jay Wilkinson	N.C. State, 1963
64, Daniel Jones to Anthony Nash	Notre Dame, 2016	48, Thaddeus Lewis to Brandon King	Virginia Tech, 2009	37, Leo Hart to Wes Chesson	South Carolina, 1970
63, Leo Hart to Wes Chesson	North Carolina, 1970	48, Daniel Jones to T.J. Rahming	Georgia Tech, 2018	37, Ben Bennett to Chris Castor	Georgia Tech, 1982
63, Ben Bennett to Chris Castor	South Carolina, 1980	47, Arlington Kelly to Abner Jones	VMI, 1933	37, Steve Slayden to Doug Green	Vanderbilt, 1987
62, Jerry Barger to Ed Post	N.C. State, 1954	47, Wes McAfee to George McAfee	Syracuse, 1939	37, Dave Brown to Keith Ewell	N.C. State, 1989
62, Scotty Glacken to Dave Dunaway	Rice, 1965	47, Jerry Barger to Lloyd Caudle	North Carolina, 1953	37, Sean Renfree to Austin Kelly	Georgia Tech, 2010
62, Thaddeus Lewis to Austin Kelly	Wake Forest, 2009	47, James Futrell to Jay Wilkinson	California, 1963	37, Sean Renfree to Conner Vernon	Memphis, 2012
62, Sean Renfree to Jamison Crowder	Virginia Tech, 2012	47, Ben Bennett to Gary Frederick	Virginia, 1983	37, Anthony Boone to Conner Vernon	Virginia, 2012
62, Brandon Connette to Jamison Crowder	Pittsburgh, 2013	47, Dave Brown to Walter Jones	Rutgers, 1991	36, Eric Tipton to Jasper Davis	Syracuse, 1938
61, Kevin Thompson to Scottie Montgomery	Florida State, 1997	47, Thaddeus Lewis to Jomar Wright	Wake Forest, 2006	36, Frank Swiger to Frank Killian	VMI, 1939
60, Walt Rappold to Mark Leggett	Clemson, 1961	47, Thaddeus Lewis to Eron Riley	Georgia Tech, 2006	36, Jerry Barger to Blaine Earon	South Carolina, 1951
60, Scotty Glacken to Stan Crisson	Maryland, 1963	47, Brandon Connette to Braxton Deaver	Virginia, 2013	36, Leo Hart to Dennis Satyshur	North Carolina, 1970
60, Scotty Glacken to Dave Dunaway	Rice, 1965	46, Glenn Wild to Corren Youmans	Virginia Tech, 1949	36, Hal Spears to Troy Slade	Florida, 1974
60, Roger Neighborgall to Troy Slade	Maryland, 1973	46, Billy Cox to Tom Powers	Richmond, 1950	36, Mike Dunn to Glenn Sandefur	N.C. State, 1977
60, Billy Ray to Walter Jones	Northwestern, 1989	46, Gil Garner to James Futrell	Virginia, 1961	36, Ben Bennett to Chris Castor	South Carolina, 1982
60, Spence Fischer to Jon Jensen	Florida State, 1992	46, Anthony Boone to Jamison Crowder	Elon, 2014	36, Billy Ray to Stanley Dorsey	Western Carolina, 1990
60, Sean Renfree to Jamison Crowder	FIU, 2012	46, Daniel Jones to Chris Taylor	Virginia, 2018	36, Dave Brown to Brad Breedlove	Vanderbilt, 1991
60, Brandon Connette to Jamison Crowder	Troy, 2013	45, Tom Davis to Gordon Carver	Pittsburgh, 1942	36, Joe Pickens to Jon Jensen	Georgia Tech, 1993
59, Buddy Luper to Lamar Blount	Richmond, 1943	45, Fred Folger to Ed Austin	Navy, 1947	36, David Green to Corey Thomas	Georgia Tech, 1997
59, Roger Neighborgall to Troy Slade	Clemson, 1973	45, Glenn Wild to Fred Schoonmaker	Wake Forest, 1949	36, Bobby Campbell to Scottie Montgomery	Vanderbilt, 1998
59, Anthony Boone to Jamison Crowder	Texas A&M, 2013	45, Worth Lutz to Herbert Field	N.C. State, 1952	36, Anthony Boone to Max McCaffrey	Kansas, 2014
58, Steve Lach to Tommy Prothro	Syracuse, 1939	45, Matt Rader to Dominique Flemming	Navy, 1996	36, Quentin Harris to Scott Bracey	Virginia, 2019
58, Robert Frye to Bill Scupine	Bogue Field, 1945	45, Bobby Campbell to Scottie Montgomery	Vanderbilt, 1999	35, Ace Parker to B.O. Cornelius	Georgia Tech, 1934
58, Don Altman to Tee Moorman	South Carolina, 1959	45, Adam Smith to Khary Sharpe	Navy, 2002	35, Jasper Davis to Bob Gantt	Wake Forest, 1941
58, Sean Renfree to Conner Vernon	Army West Point, 2010	45, Sean Renfree to Jamison Crowder	North Carolina, 2011	35, Moffat Storer to William Wartman	Tennessee, 1941
58, Anthony Boone to Jamison Crowder	Wake Forest, 2013	45, Anthony Boone to Conner Vernon	Virginia, 2012	35, Moffat Storer to Steve Lach	Pittsburgh, 1941
58, Daniel Jones to Shaun Wilson	Pittsburgh, 2017	45, Anthony Boone to Jamison Crowder	Pittsburgh, 2014	35, Buddy Luper to Benny Cattadino	Camp Lejune, 1943
57, Robert Brodhead to Billy Thompson	N.C. State, 1957	44, Frank Swiger to Leonard Darnell	Davidson, 1940	35, Buddy Bass to Sonny Sorrell	Pennsylvania, 1954

35, Robert Brodhead to Wray Carlton	Clemson, 1957	29, Quentin Harris to Aaron Young	Notre Dame, 2019	23, Buddy Luper to Howard Bartley	Richmond, 1946
35, Leo Hart to Wes Chesson	Army West Point, 1968	29, Deon Jackson to Dennis Smith	Florida State, 2020	23, Sonny Jurgensen to Buddy Bass	Virginia, 1956
35, Ben Bennett to Chris Castor	Wake Forest, 1982	28, Wes McAfee to Leonard Darnell	N.C. State, 1940	23, Robert Brodhead to Ed Rushton	Virginia, 1956
35, Dave Brown to Clarkston Hines	N.C. State, 1989	28, Scotty Glacken to Jay Wilkinson	Clemson, 1963	23, Don Altman to Tee Moorman	South Carolina, 1960
35, Joe Pickens to Corey Thomas	Wake Forest, 1994	28, Scotty Glacken to Stan Crisson	Clemson, 1963	23, Ben Bennett to Ron Frederick	Auburn, 1980
35, Spence Fischer to Corey Thomas	Florida State, 1995	28, Todd Orvald to Dave Dunaway	Georgia Tech, 1965	23, Ben Bennett to Ron Frederick	Virginia, 1980
35, Spence Fischer to Corey Thomas	Virginia, 1995	28, Leo Hart to Jim Dearth	Army West Point, 1968	23, Ben Bennett to Cedric Jones	Maryland, 1981
35, Curt Dukes to Jomar Wright	Virginia Tech, 2004	28, Ben Bennett to Cedric Jones	Maryland, 1981	23, Steve Slayden to Greg Flanagan	Ohio, 1986
35, Thaddeus Lewis to Eron Riley	Navy, 2007	28, Steve Slayden to Clarkston Hines	Vanderbilt, 1987	23, Spence Fischer to Corey Thomas	N.C. State, 1994
34, Wes McAfee to Steve Lach	Georgia Tech, 1940	28, Steve Prince to Brad Breedlove	N.C. State, 1992	23, Spence Fischer to Dominique Flemming	N.C. State, 1995
34, Tom Davis to Ralph Morgan	North Carolina, 1941	28, Kevin Thompson to Scottie Montgomery	Wake Forest, 1999	23, Bobby Campbell to Corey Thomas	Wake Forest, 1997
34, Billy Cox to Tom Powers	North Carolina, 1950	28, Mike Schneider to Ronnie Elliot	Northwestern, 2003	23, Sean Renfree to Jamison Crowder	Miami, 2012
34, Stanley Driskell to Cedric Jones	Richmond, 1979	28, Zack Asack to Eron Riley	Clemson, 2008	23, Daniel Jones to T.J. Rahming	Virginia, 2016
34, Anthony Dilweg to Keith Ewell	Virginia, 1988	28, Sean Renfree to Conner Vernon	FIU, 2012	23, Daniel Jones to Daniel Helm	Georgia Tech, 2016
34, Spence Fischer to Corey Thomas	Maryland, 1994	28, Thomas Sirk to Max McCaffrey	Wake Forest, 2015	23, Daniel Jones to Noah Gray	Virginia Tech, 2018
34, Daniel Jones to Chris Taylor	Temple, 2018	28, Daniel Jones to Davis Koppenhaver	North Carolina, 2017	23, Quentin Harris to Noah Gray	Wake Forest, 2019
33, Tom Davis to Steve Lach	Georgia Tech, 1941	28, Quentin Harris to T.J. Rahming	Baylor, 2018	23, Chris Katrenick to Eli Pancol	Virginia, 2019
33, Joe Self to Corren Youmans	Richmond, 1949	28, Chase Brice to Jarrett Garner	Georgia Tech, 2020	22, Scotty Glacken to Charles Drulis	Maryland, 1964
33, Gil Garner to Paul Widener	Florida, 1962	27, Robert Rute to Moffat Storer	Columbia, 1942	22, Hal Spears to Randy Cobb	Clemson, 1974
33, Mike Dunn to Glenn Sanderfur	Wake Forest, 1977	27, Hal Spears to Troy Slade	Clemson, 1974	22, Bob Corbett to Ed Kornberger	Florida, 1975
33, Spence Fischer to Jon Jensen	Georgia Tech, 1992	27, Ben Bennett to Mike Miltello	N.C. State, 1983	22, Ben Bennett to Chris Castor	N.C. State, 1980
33, Steve Prince to Brad Breedlove	North Carolina, 1992	27, Steve Slayden to Clarkston Hines	North Carolina, 1987	22, Steve Slayden to Clarkston Hines	N.C. State, 1987
33, Adam Smith to Senterrio Landrum	North Carolina, 2002	27, Billy Ray to Walter Jones	Maryland, 1990	22, Billy Ray to Clarkston Hines	Army West Point, 1989
33, Thaddeus Lewis to Clifford Harris	Wake Forest, 2008	27, Dave Brown to Brad Breedlove	Maryland, 1991	22, Spence Romine to Scottie Montgomery	Army West Point, 1997
33, Sean Renfree to Jamison Crowder	N.C. Central, 2012	27, Dave Brown to Walter Jones	North Carolina, 1991	22, Bobby Campbell to Richmond Flowers	Maryland, 1998
33, Daniel Jones to T.J. Rahming	Northern Illinois, 2017	27, Thaddeus Lewis to Eron Riley	Navy, 2008	22, Thaddeus Lewis to Tony Jackson	Vanderbilt, 2008
32, Worth Lutz to Howard Pitt	Washington & Lee, 1952	27, Anthony Boone to Isaac Blakeney	Navy, 2013	22, Sean Renfree to Cooper Helfet	FIU, 2011
32, Ben Bennett to Gary Frederick	Virginia Tech, 1983	26, Harwood Smith to Robert Carpenter	Washington & Lee, 1937	22, Brandon Connette to Isaac Blakeney	Memphis, 2013
32, Steve Slayden to Clarkston Hines	Georgia Tech, 1987	26, Joe Self to Mike Souchak	George Washington, 1949	22, Brandon Connette to Shaquille Powell	Miami, 2013
32, Adam Smith to Khary Sharpe	Northwestern, 2002	26, Ben Bennett to Cedric Jones	Ohio State, 1981	22, Anthony Boone to Isaac Blakeney	Syracuse, 2014
32, Daniel Jones to Anthony Nash	Notre Dame, 2016	26, Ben Bennett to Cedric Jones	Virginia Tech, 1981	22, Daniel Jones to Aaron Young	Army West Point, 2016
31, George Clark to Kelley Mote	Army West Point, 1945	26, Ben Bennett to Gary Frederick	Virginia, 1983	22, T.J. Rahming to Davis Koppenhaver	Virginia, 2018
31, Dennis Satyshur to Brad Evans	Virginia, 1971	26, Anthony Dilweg to Clarkston Hines	Tennessee, 1988	22, Daniel Jones to T.J. Rahming	Temple, 2018
31, Mike Dunn to Stanley Broadie	N.C. State, 1977	26, Dave Brown to Walter Jones	Virginia, 1989	22, Quentin Harris to Mataeo Durant	N.C. A&T, 2019
31, Ron Sally to Cedric Jones	East Carolina, 1981	26, Joe Pickens to Brad Breedlove	Tennessee, 1993	21, Ace Parker to B.O. Cornelius	Auburn, 1934
31, Ben Bennett to Chuck Herring	Navy, 1982	26, Spence Fischer to Bill Khayat	North Carolina, 1994	21, Frank Swiger to William Wartman	Georgia Tech, 1940
31, Ben Bennett to Joel Blunk	North Carolina, 1983	26, D. Bryant to Nick Hartofilis	Vanderbilt, 2000	21, Sonny Jurgensen to Sonny Sorrell	South Carolina, 1955
31, Anthony Dilweg to Keith Ewell	Vanderbilt, 1988	26, Chris Dapoliito to Lance Johnson	Florida State, 2002	21, Gil Garner to Charles Potts	Notre Dame, 1961
31, Dave Brown to John Farquhar	North Carolina, 1991	26, Thaddeus Lewis to Brett Huffman	N.C. State, 2008	21, Ron Frederick to Brent Clinkscale	N.C. State, 1980
31, Spence Romine to Mike Hart	Northwestern, 1998	26, Sean Renfree to Conner Vernon	FIU, 2011	21, Steve Slayden to Gary Frederick	Clemson, 1984
31, Bobby Campbell to Richmond Flowers	N.C. State, 1998	26, Daniel Jones to Daniel Helm	North Carolina, 2018	21, Steve Slayden to Doug Green	Wake Forest, 1985
31, D. Bryant to Mike Hart	Vanderbilt, 2001	26, Chase Brice to Jalon Calhoun	Syracuse, 2020	21, Steve Slayden to Doug Green	Wake Forest, 1986
31, D. Bryant to Mike Hart	N.C. State, 2001	26, Chase Brice to Eli Pancol	Florida State, 2020	21, Dave Brown to Stanley Dorsey	Northwestern, 1990
31, Thaddeus Lewis to Eron Riley	Miami, 2007	25, Elmore Hackney to Ace Parker	Tennessee, 1936	21, David Green to Scottie Montgomery	Northwestern, 1997
31, Thaddeus Lewis to Jomar Wright	Wake Forest, 2007	25, Frank Swiger to Jim Smith	N.C. State, 1940	21, D. Bryant to Kyle Moore	Clemson, 2001
31, Sean Renfree to Donovan Varner	Army West Point, 2009	25, Cliff Lewis to Gordon Carver	Richmond, 1944	21, Mike Schneider to Andy Roland	The Citadel, 2004
31, Sean Renfree to Conner Vernon	Memphis, 2012	25, Billy Cox to Mike Souchak	Tennessee, 1949	21, Thaddeus Lewis to Austin Kelly	Richmond, 2009
30, Harry Rossiter to Thomas Rogers	Auburn, 1933	25, Gil Garner to Jay Wilkinson	Southern California, 1962	21, Thaddeus Lewis to Donovan Varner	Wake Forest, 2009
30, Buddy Luper to Bill Milner	Virginia, 1943	25, Ron Sally to Ron Frederick	Virginia, 1981	21, Sean Renfree to Brandon Braxton	Army West Point, 2010
30, Billy Cox to Joe Self	Virginia Tech, 1950	25, Ben Bennett to Jimmy Long	Maryland, 1982	21, Sean Renfree to Conner Vernon	Boston College, 2011
30, Worth Lutz to Howard Pitt	South Carolina, 1952	25, Dave Brown to Dave Colonna	Texas Tech, 1989	21, Anthony Boone to David Reeves	Texas A&M, 2013
30, Worth Lutz to Bill Keziah	North Carolina, 1952	25, Dave Brown to Marc Mays	N.C. State, 1991	20, Ace Parker to John Johnston	Georgia Tech, 1936
30, Sonny Jurgensen to Bernie Blaney	William & Mary, 1955	25, Spence Fischer to Corey Thomas	Wake Forest, 1994	20, Bill Murphy to Gordon Carver	N.C. Pre Flight, 1943
30, Ron Sally to Cedric Jones	Virginia, 1981	25, Spence Romine to Scottie Montgomery	Western Carolina, 1998	20, Billy Cox to Jack Friedlund	Georgia Tech, 1949
30, Steve Slayden to Clarkston Hines	North Carolina, 1987	25, Thaddeus Lewis to Jomar Wright	North Carolina, 2007	20, Todd Orvald to Charles Drulis	Illinois, 1965
30, Anthony Dilweg to Keith Ewell	North Carolina, 1988	25, Thomas Sirk to Erich Schneider	Virginia Tech, 2015	20, Leo Hart to Steve Jones	Clemson, 1970
30, Dave Brown to Bud Zuberer	Texas Tech, 1989	25, Daniel Jones to Quay Chambers	Notre Dame, 2016	20, Hal Spears to Randy Cobb	Virginia, 1974
30, Zack Asack to Jomar Wright	Virginia, 2005	25, Daniel Jones to Aaron Young	Army West Point, 2018	20, Ben Bennett to Ron Frederick	Georgia Tech, 1980
30, Thaddeus Lewis to Eron Riley	Virginia, 2008	25, Jalon Calhoun to Deon Jackson	Virginia Tech, 2019	20, Steve Slayden to Doug Green	Maryland, 1985
30, Sean Renfree to Cooper Helfet	Virginia, 2010	25, Quentin Harris to Aaron Young	Middle Tenn. St., 2019	20, Steve Slayden to Doug Green	North Carolina, 1985
30, Chase Brice to Mataeo Durant	Georgia Tech, 2020	24, Arlington Kelly to John Johnston	VMI, 1934	20, Anthony Dilweg to Roger Boone	N.C. State, 1988
29, Cliff Lewis to Harold Raether	North Carolina, 1944	24, Eric Tipton to Elmore Hackney	Washington & Lee, 1937	20, Dave Brown to Stanley Dorsey	Western Carolina, 1990
29, Leo Hart to Henley Carter	South Carolina, 1968	24, Tom Davis to Harold Raether	Georgia Tech, 1944	20, Spence Fischer to Randy Cuthbert	East Carolina, 1992
29, Leo Hart to Wes Chesson	South Carolina, 1970	24, Fred Folger to Ed Austin	Tennessee, 1948	20, Steve Prince to Bill Khayat	North Carolina, 1992
29, Ben Bennett to Chris Castor	Indiana, 1980	24, Scotty Glacken to Stan Crisson	Clemson, 1963	20, Spence Fischer to John Farquhar	Navy, 1994
29, Ben Bennett to Chris Castor	Virginia Tech, 1982	24, Ben Bennett to Glenn Tillery	Navy, 1982	20, Spence Romine to Richmond Flowers	Navy, 1997
29, Steve Slayden to Doug Green	Maryland, 1986	24, Ben Bennett to Chris Castor	Virginia Tech, 1982	20, Ben Erdeljac to D. Bryant	Maryland, 2000
29, Steve Slayden to Stanley Monk	North Carolina, 1986	24, Adam Smith to Andy Roland	Clemson, 2002	20, Darryl Scott to Chris Douglas	Clemson, 2002
29, Steve Slayden to Clarkston Hines	N.C. State, 1987	24, Thaddeus Lewis to Donovan Varner	Maryland, 2009	20, Thaddeus Lewis to Nick Stefanow	North Carolina, 2006
29, Billy Ray to Clarkston Hines	Army West Point, 1989	24, Thaddeus Lewis to Donovan Varner	Miami, 2009	20, Thaddeus Lewis to Eron Riley	James Madison, 2008
29, Spence Fischer to Corey Thomas	Florida State, 1994	24, Sean Renfree to Desmond Scott	Georgia Tech, 2012	20, Thaddeus Lewis to Clifford Harris	Wake Forest, 2008
29, Spence Fischer to Marc Wilson	Virginia, 1995	24, Anthony Boone to Braxton Deaver	Virginia, 2013	20, Daniel Jones to Erich Schneider	N.C. Central, 2016
29, Chris Wispelwey to Khary Sharpe	Clemson, 2001	24, Thomas Sirk to Shaquille Powell	N.C. Central, 2015	20, Daniel Jones to Johnathan Lloyd	Louisville, 2016
29, Sean Renfree to Conner Vernon	Navy, 2010	24, Daniel Jones to Johnathan Lloyd	N.C. Central, 2017		
29, Thomas Sirk to Johnell Barnes	Tulane, 2015	24, Quentin Harris to Jalon Calhoun	N.C. A&T, 2019		

RUSHING RECORDS

Most Rushing Yards, Quarter

1. Daniel Jones (2nd)	115 vs. North Carolina, 2018
2. Robert Baldwin (1st)	103 vs. Georgia Tech, 1994
3. Steve Jones (1st)	99 vs. Virginia, 1972
4. Deon Jackson (1st)	94 at Syracuse, 2020
4. Mike Grayson (2nd)	93 vs. Wake Forest, 1981

Most Rushing Yards, Half

1. Steve Jones (1st)	175 vs. Virginia, 1972
2. Shaun Wilson (2nd)	164 vs. Kansas, 2014
3. Mike Grayson (2nd)	153 vs. Wake Forest, 1981
4. Robert Baldwin (1st)	141 vs. Georgia Tech, 1994
5. Mike Grayson (2nd)	131 vs. Wake Forest, 1983
6. Chris Douglas (2nd)	130 vs. Georgia Tech, 2003

Most Rushing Yards, Game

1. Shaun Wilson	245 vs. Kansas, 2014
2. Robert Baldwin	238 vs. Maryland, 1994
3. Randy Cuthbert	234 vs. Georgia Tech, 1989
4. Chris Douglas	218 vs. Georgia Tech, 2003
5. George Clark	214 vs. Wake Forest, 1945
6. Steve Jones	204 vs. Florida, 1971
7. Steve Jones	201 vs. Wake Forest, 1972
Roger Boone	201 vs. Northwestern, 1989
9. Larry Martinez	199 vs. South Carolina, 1974
10. Steve Jones	188 vs. Wake Forest, 1972
Mike Grayson	188 vs. Wake Forest, 1981
12. Tony Benjamin	186 vs. Wake Forest, 1973
Daniel Jones	186 vs. North Carolina, 2018
14. Ernie Jackson	181 vs. Navy, 1971
Tony Benjamin	181 vs. Georgia Tech, 1973
16. Robert O'Mara	180 vs. Virginia Tech, 1938
17. Shaun Wilson	176 vs. Baylor, 2017
18. George McAfee	174 vs. Wake Forest, 1937
19. Mike Grayson	173 vs. Georgia Tech, 1982
20. Steve Jones	171 vs. Clemson, 1970
Art Gore	171 vs. North Carolina, 1974

Most Rushing Yards, Season

1. Steve Jones	1972	1,236
2. Robert Baldwin	1994	1,187
3. Chris Douglas	2003	1,138
4. Randy Cuthbert	1992	1,031
5. Randy Cuthbert	1989	1,023
6. Alex Wade	2002	979
7. Ace Parker	1935	884
8. Steve Jones	1971	861
9. Steve Jones	1970	854
10. Deon Jackson	2018	847
11. Chris Douglas	2001	841
12. Roger Boone	1988	836
13. Wray Carlton	1957	833
14. Shaun Wilson	2017	818
15. Mataeo Durant	2020	817
16. Thomas Sirk	2015	803
17. B.J. Hill	1998	798
18. Mike Grayson	1983	785
19. Mike Dunn	1976	757
20. Bob Pascal	1955	750
21. Mike Grayson	1981	744
22. Art Gore	1976	742
23. Laymarr Marshall	1995	708
24. Robert O'Mara	1938	703
25. Brittain Brown	2017	701
26. Mike Grayson	1982	693
27. Phil Asack	1968	690
28. Deon Jackson	2020	682
29. Julius Grantham	1986	677
30. Tony Benjamin	1975	674
31. Jay Calabrese	1965	658
32. Josh Snead	2013	651
33. Ace Parker	1936	647

Most Rushing Yards Per Game, Season

1. Steve Jones (861-7)	1971	123.00
2. Steve Jones (1,236-11)	1972	112.36
3. Robert Baldwin (1,187-11)	1994	107.91
4. Chris Douglas (1,138-12)	2003	94.83
5. Randy Cuthbert (1,031-11)	1992	93.73

Most Rushing Yards, Career

1. Chris Douglas	2000-03	3,122
2. Steve Jones	1970-72	2,951
3. Randy Cuthbert	1988-92	2,790
4. Shaun Wilson	2014-17	2,463
5. Mike Grayson	1980-83	2,441
6. Deon Jackson	2017-20	2,267
7. Tony Benjamin	1973-76	2,251
8. Jela Duncan	2012-16	2,025
9. Julius Grantham	1982-86	1,989
10. Mike Dunn	1975-78	1,939
11. Roger Boone	1986-89	1,900
12. Ace Parker	1934-36	1,856
13. Robert Baldwin	1991-94	1,848
14. Jay Calabrese	1965-67	1,801
15. Tom Davis	1941-44	1,775
16. Wray Carlton	1956-58	1,774
17. Josh Snead	2010-14	1,769
18. Shaquille Powell	2012-15	1,597
19. Eric Tipton	1936-38	1,586
20. Letavious Wilks	1996-99	1,555
21. Alex Wade	2000-03	1,546
22. Art Gore	1973-76	1,530
23. Bob Pascal	1953-55	1,523
24. Laymarr Marshall	1994-97	1,473
25. Red Smith	1951-53	1,471
26. Greg Boone	1979-82	1,435
27. George Dutrow	1956-58	1,407
28. Elmore Hackney	1935-37	1,359
29. Robert O'Mara	1936-38	1,356

Most Rushing Yards Per Game, Career

1. Steve Jones (2,951-28)	1970-72	105.39
2. Chris Douglas (3,122-45)	2000-03	69.38
3. Randy Cuthbert (2,790-43)	1988-92	64.88

Highest Average Per Rushing Attempt, Game (15)

1. George Clark (17-214)	12.59 vs. Wake Forest, 1945
2. Daniel Jones (15-186)	12.40 vs. North Carolina, 2018
3. Mike Grayson (17-188)	11.06 vs. Wake Forest, 1981
4. Ernie Jackson (17-181)	10.65 vs. Navy, 1971
5. Shaun Wilson (18-176)	9.77 vs. Baylor, 2017
6. Jay Calabrese (15-140)	9.33 vs. S. Carolina, 1965
7. Robert O'Mara (20-180)	9.00 vs. Virginia Tech, 1938
Tony Benjamin (16-144)	9.00 vs. Clemson, 1973
9. Mike Dunn (19-168)	8.84 vs. Georgia Tech, 1976
10. George Clark (16-140)	8.75 vs. Georgia Tech, 1944
11. Roger Boone (24-201)	8.38 vs. Northwestern, 1989

Highest Avg. Per Rushing Attempt, Season (75)

1. Shaun Wilson (78-598)	2014	7.67
2. Ace Parker (119-884)	1935	7.43
3. Buddy Luper (76-520)	1943	6.84
4. Mataeo Durant (120-817)	2020	6.81
5. Jasper Davis (90-591)	1940	6.57
6. Greg Boone (80-502)	1981	6.28
7. George McAfee (96-596)	1939	6.21
8. Josh Snead (107-651)	2013	6.08
9. George Clark (89-528)	1944	5.93
10. Ace Parker (111-647)	1936	5.83
11. Elmore Hackney (85-490)	1937	5.77

Highest Avg. Per Rushing Attempt, Career (200)

1. Red Smith (243-1,471)	1951-53	6.05
2. Ace Parker (316-1,856)	1934-36	5.87
3. Elmore Hackney (232-1,359)	1935-37	5.86
4. Jela Duncan (377-2,025)	2012-16	5.37
5. Josh Snead (332-1,769)	2010-14	5.33
6. Shaun Wilson (475-2,463)	2014-17	5.19
7. Brittain Brown (222-1,126)	2017-19	5.07
8. Greg Boone (286-1,435)	1979-82	5.02
9. Bob Pascal (307-1,523)	1953-55	4.961
10. Thomas Sirk (210-1,041)	2014-16	4.957
11. Art Gore (315-1,530)	1973-76	4.86
12. Randy Cuthbert (577-2,790)	1988-92	4.84
13. Jack Alexander (232-1,110)	1933-35	4.78
14. George Dutrow (301-1,407)	1956-58	4.674
15. Buddy Luper (215-1,004)	1942-46	4.669
16. Wray Carlton (381-1,774)	1956-58	4.656
17. Mike Barney (287-1,320)	1974-77	4.60
18. Roger Boone (415-1,900)	1986-89	4.578
19. Shaquille Powell (349-1,597)	2012-15	4.576

Most Rushing Attempts, Quarter

1. Mike Grayson (4th)	18 vs. Wake Forest, 1983
2. Steve Jones (1st)	17 vs. Florida, 1971
Robert Baldwin (3rd)	17 vs. Georgia Tech, 1994
4. Art Bosetti (4th)	16 vs. South Carolina, 1970

Most Rushing Attempts, Half

1. Mike Grayson (2nd)	31 vs. Wake Forest, 1983
2. Art Bosetti (2nd)	28 vs. South Carolina, 1970
3. Steve Jones (1st)	26 vs. Florida, 1971
4. Steve Jones (1st)	24 vs. Virginia, 1972
Robert Baldwin (2nd)	24 vs. Georgia Tech, 1994

Most Rushing Attempts, Game

1. Art Bosetti	42 vs. South Carolina, 1970
2. Tony Benjamin	41 vs. Wake Forest, 1973
Robert Baldwin	41 vs. Georgia Tech, 1994
4. Phil Asack	40 vs. Georgia Tech, 1968
Steve Jones	40 vs. Florida, 1971
6. Mike Grayson	39 vs. Wake Forest, 1983
7. Steve Jones	38 vs. Clemson, 1970
Steve Jones	38 vs. Georgia Tech, 1972
Randy Cuthbert	38 vs. Maryland, 1989
10. Steve Jones	37 vs. South Carolina, 1971
Steve Jones	37 vs. Wake Forest, 1972
Randy Cuthbert	37 vs. N.C. State, 1989

Most Rushing Attempts, Season

1. Steve Jones	1972	287
2. Robert Baldwin	1994	276
3. Chris Douglas	2003	236
4. Randy Cuthbert	1992	227
5. Chris Douglas	2001	218
6. Steve Jones	1970	203
7. Alex Wade	2002	201
8. Steve Jones	1971	193
9. B.J. Hill	1998	192
10. Laymarr Marshall	1995	188

Most Rushing Attempts, Career

1. Chris Douglas	2000-03	695
2. Steve Jones	1970-72	683
3. Randy Cuthbert	1988-92	577
4. Mike Grayson	1980-83	574
5. Mike Dunn	1975-78	565
6. Deon Jackson	2017-20	526
7. Tony Benjamin	1973-76	503
8. Julius Grantham	1982-86	475
Shaun Wilson	2014-17	475
10. Jay Calabrese	1965-67	465

Most Rushing Touchdowns, Game

1.	Winston Siegfried	4 vs. N.C. State, 1941
	Tom Davis	4 vs. N.C. State, 1942
	Tony Benjamin	4 vs. Wake Forest, 1975
	Mike Dunn	4 vs. North Carolina, 1976
	Robert Baldwin	4 vs. Maryland, 1994
	Justin Boyle	4 vs. Vanderbilt, 2006
	Brandon Connette	4 vs. Miami, 2013
8.	14 with 3; last Shaquille Powell	
		3 vs. Georgia Tech, 2015

Most Rushing Touchdowns, Season

1.	Winston Siegfried	1941	14
	Brandon Connette	2013	14
3.	Laymarr Marshall	1994	13
4.	Mike Dunn	1976	12
	Robert Baldwin	1994	12
6.	Robert Cox	1933	11
7.	Ace Parker	1935	10
	Billy Cox	1949	10
	Jay Calabrese	1966	10
	Randy Cuthbert	1989	10
11.	Tom Davis	1942	9
	Bob Pascal	1954	9
	Jay Calabrese	1965	9
	Justin Boyle	2005	9

Most Rushing Touchdowns, Career

1.	Brandon Connette	2010-13	31
2.	Tom Davis	1941-44	28
3.	Jay Calabrese	1965-67	24
4.	Mike Dunn	1975-78	22
5.	Chris Douglas	2000-03	21
6.	Steve Jones	1970-72	20
	Randy Cuthbert	1988-92	20
	Robert Baldwin	1991-94	20
9.	Ace Parker	1934-36	19
	George Clark	1944-47	19
	Bob Pascal	1953-55	19
	Laymarr Marshall	1994-97	19
13.	Shaun Wilson	2014-17	18
	Deon Jackson	2017-20	18
15.	Eric Tipton	1936-38	17
	Wray Carlton	1956-58	17
	Mike Grayson	1980-83	17
	Justin Boyle	2004-07	17
	Jela Duncan	2012-16	17
	Daniel Jones	2016-18	17
21.	Elmore Hackney	1935-37	16
	Red Smith	1951-53	16
	Anthony Boone	2011-14	16
	Thomas Sirk	2014-16	16
25.	Robert Cox	1932-33	15
	Robert O'Mara	1936-38	15
	Billy Cox	1948-50	15
	Mike Curtis	1962-64	15
	Tony Benjamin	1973-76	15
	Roger Boone	1986-89	15

Most 20+ Yard Rushing Touchdowns, Game

1.	Shaun Wilson (69, 68 & 45)	3 vs. Kansas, 2014
2.	Ace Parker (55 & 40)	2 vs. South Carolina, 1935
	George McAfee (60 & 30)	2 vs. Syracuse, 1939
	Tom Davis (54 & 37)	2 vs. Wake Forest, 1944
	George Clark (69 & 60)	2 vs. Wake Forest, 1945
	George Clark (65 & 47)	2 vs. South Carolina, 1945
	Billy Cox (45 & 31)	2 vs. Virginia Tech, 1949
	Billy Cox (35 & 21)	2 vs. Richmond, 1949
	Herbert Field (23 & 20)	2 vs. N.C. State, 1952
	Jay Wilkinson (68 & 67)	2 vs. Clemson, 1963
	Jay Wilkinson (65 & 64)	2 vs. Virginia, 1963
	Bob Zwirko (35 & 20)	2 vs. N.C. State, 1969
	Shaun Wilson (65 & 50)	2 vs. Baylor, 2017

Most 20+ Yard Rushing Touchdowns, Season

1.	Ace Parker	1935	6
	Billy Cox	1949	6
3.	George Clark	1945	5
4.	Jay Wilkinson	1963	4
5.	Jule Ward	1935	3
	Elmore Hackney	1937	3
	George McAfee	1939	3
	George Clark	1944	3
	Chris Douglas	2000	3
	Desmond Scott	2010	3
	Shaun Wilson	2014	3
	Jela Duncan	2015	3
	Mataeo Durant	2020	3

Most 20+ Yard Rushing Touchdowns, Career

1.	George Clark	1944-47	8
	Billy Cox	1948-50	8
3.	Ace Parker	1934-36	7
	Shaun Wilson	2014-17	7
5.	Elmore Hackney	1935-37	5
	Chris Douglas	2000-03	5
	Desmond Scott	2009-12	5
8.	George McAfee	1937-39	4
	Tom Davis	1941-44	4
	Buddy Mulligan	1946-47	4
	Herbert Field	1950-52	4
	Bernie Blaney	1954-56	4
	Jay Wilkinson	1961-63	4
	Mike Dunn	1975-78	4
	Deon Jackson	2017-20	4

Most 50+ Yard Rushing Touchdowns, Game

1.	George Clark (69 & 60)	2 vs. Wake Forest, 1945
	Jay Wilkinson (68 & 67)	2 vs. Clemson, 1963
	Jay Wilkinson (65 & 64)	2 vs. Virginia, 1963
	Shaun Wilson (69 & 68)	2 vs. Kansas, 2014
	Shaun Wilson (65 & 50)	2 vs. Baylor, 2017

Most 50+ Yard Rushing Touchdowns, Season

1.	Jay Wilkinson	1963	4
2.	Jule Ward	1935	3
	George Clark	1945	3
4.	Ace Parker	1935	2
	Elmore Hackney	1937	2
	Billy Cox	1948	2
	Shaun Wilson	2014	2
	Thomas Sirk	2015	2
	Shaun Wilson	2015	2
	Shaun Wilson	2017	2

Most 50+ Yard Rushing Touchdowns, Career

1.	Shaun Wilson	2014-17	6
2.	George Clark	1944-47	4
	Jay Wilkinson	1961-63	4
4.	Jule Ward	1933-35	3
	Ace Parker	1934-36	3
	Elmore Hackney	1935-37	3
	Buddy Mulligan	1946-47	3
	Billy Cox	1948-50	3

Most 100-Yard Rushing Games, Season

1.	Steve Jones	1972	6
	Randy Cuthbert	1989	6
	Alex Wade	2002	6
	Chris Douglas	2003	6
5.	Randy Cuthbert	1992	5
	Robert Baldwin	1994	5
7.	Wray Carlton	1957	4
	Steve Jones	1971	4
	Art Gore	1974	4
	Art Gore	1976	4
	Mike Dunn	1976	4
	Mataeo Durant	2020	4

Most Consecutive Games, 100+ Rushing Yards

1.	Randy Cuthbert	6
	<i>(Army West Point, Maryland, Georgia Tech, Wake Forest, N.C. State & North Carolina, 1989)</i>	
2.	Steve Jones	3
	<i>(Florida, South Carolina & Virginia, 1971)</i>	
	Steve Jones	3
	<i>(Stanford, Virginia & N.C. State, 1972)</i>	
	Steve Jones	3
	<i>(Navy, Georgia Tech & Wake Forest, 1972)</i>	
	Alex Wade	3
	<i>(Northwestern, Florida State & Navy, 2002)</i>	
	Chris Douglas	3
	<i>(N.C. State, Tennessee & Georgia Tech, 2003)</i>	

Most 100-Yard Rushing Games, Career

1.	Steve Jones	1970-72	13
2.	Randy Cuthbert	1988-92	11
3.	Mike Grayson	1980-83	10
	Chris Douglas	2000-03	10
5.	Art Gore	1973-76	8
6.	Eric Tipton	1936-38	6
	Tony Benjamin	1973-76	6
	Mike Dunn	1975-78	6
	Roger Boone	1986-89	6
	Alex Wade	2000-03	6

Two Players, 100+ Rushing Yards, Game

1.	Syracuse, 1938	Robert O'Mara (21-109) & Eric Tipton (23-102)
2.	N.C. State, 1943	Jim Miller (7-110) & Buddy Luper (6-109)
3.	Alabama, 1944	George Clark (14-123) & Tom Davis (27-101)
4.	Virginia Tech, 1951	Charlie Smith (10-124) & Herbert Field (11-121)
5.	S. Carolina, 1974	Larry Martinez (36-199) & Mike Bomgardner (21-109)
6.	Army West Point, 1975	Mike Barney (25-113) & Tony Benjamin (11-109)
7.	Virginia, 1976	Mike Dunn (14-118) & Tony Benjamin (18-100)
8.	N.C. State, 1976	Mike Dunn (21-152) & Art Gore (15-107)
9.	North Carolina, 1976	Mike Dunn (17-130) & Art Gore (20-107)
10.	Wake Forest, 1981	Mike Grayson (17-188), Joel Blunk (20-110) & Greg Boone (16-101)
11.	North Carolina, 1982	Mike Grayson (21-118) & Greg Boone (14-105)
12.	Indiana, 2015	Thomas Sirk (20-155), Jela Duncan (13-109) & Shaun Wilson (9-103)
11.	Syracuse, 2020	Deon Jackson (30-169) & Mataeo Durant (23-163)
12.	Charlotte, 2020	Mataeo Durant (12-104) & Deon Jackson (10-101)

Three Players, 100+ Rushing Yards, Game

1.	Wake Forest, 1981	Mike Grayson (17-188), Joel Blunk (20-110) & Greg Boone (16-101)
2.	Indiana, 2015	Thomas Sirk (20-155), Jela Duncan (13-109) & Shaun Wilson (9-103)

Two Players, 150+ Rushing Yards, Game

1.	Syracuse, 2020	Deon Jackson (30-169) & Mataeo Durant (23-163)
----	----------------	--

Two Players, 500+ Rushing Yards, Season

1. Robert O'Mara (703) & Eric Tipton (577)	1938
2. Tom Davis (569) & Steve Lach (532)	1941
3. Bob Pascal (561) & Bryant Aldridge (504)	1954
4. Wray Carlton (833) & George Dutrow (625)	1957
5. Jay Calabrese (563) & Frank Ryan (525)	1967
6. Mike Dunn (757) & Art Gore (742)	1976
7. Stanley Broadie (579) & Mike Dunn (576)	1977
8. Mike Grayson (744) & Greg Boone (502)	1981
9. Mike Grayson (785) & Julius Grantham (556)	1983
10. Randy Cuthbert (1,023) & Roger Boone (514)	1989
11. Alex Wade (979) & Chris Douglas (640)	2002
12. Josh Snead (651) & Jela Duncan (562)	2013
13. Shaquille Powell (618) & Shaun Wilson (598)	2014
14. Thomas Sirk (803) & Shaquille Powell (542)	2015
15. Shaun Wilson (818), Brittain Brown (701) & Daniel Jones (518)	2017
16. Deon Jackson (641) & Quentin Harris (510)	2019
17. Mataeo Durant (817) & Deon Jackson (682)	2020

Three Players, 500+ Rushing Yards, Season

1. Shaun Wilson (818), Brittain Brown (701) & Daniel Jones (518)	2017
---	------

Two Players, 5+ Rushing TDs, Season

1. Ace Parker (6), Harwood Smith (6) & Eric Tipton (6)	1936
2. Robert O'Mara (7), Eric Tipton (7) & Elmore Hackney (7)	1937
3. Roger Robinson (7) & George McAfee (5)	1939
4. Winston Siegfried (14), Steve Lach (8) & Tom Davis (7)	1941
5. Tom Davis (8) & George Clark (6)	1944
6. Billy Cox (10) & John Mounie (9)	1949
7. Charlie Smith (7) & Herbert Field (6)	1951
8. Charlie Smith (6) & Red Smith (5)	1952
9. Bob Pascal (10) & Bryant Aldridge (5)	1954
10. Dean Wright (5) & Dave Burch (5)	1960
11. Mike Curtis (8) & James Futrell (6)	1962
12. Steve Jones (6) & Ernie Jackson (5)	1971
13. Larry Martinez (7) & Tony Benjamin (5)	1974
14. Tony Benjamin (6) & Larry Martinez (6)	1975
15. Mike Dunn (12) & Art Gore (7)	1976
16. Mike Dunn (7) & Stanley Broadie (5)	1977
17. Joel Blunk (7) & Mike Grayson (5)	1982
18. Mike Grayson (8) & Julius Grantham (5)	1983
19. Robert Baldwin (7) & Randy Cuthbert (6)	1992
20. Laymarr Marshall (13) & Charles London (5)	1995
21. Chris Douglas (6) & Cedric Dargan (5)	2003
22. Brandon Connette (14) & Anthony Boone (5)	2013
23. Thomas Sirk (8), Anthony Boone (5) & Shaun Wilson (5)	2014
24. Thomas Sirk (8) & Parker Boehme (5)	2015
25. Daniel Jones (7) & Jela Duncan (6)	2016
26. Brittain Brown (7), Daniel Jones (7) & Shaun Wilson (6)	2017
27. Deon Jackson (7) & Quentin Harris (5)	2018
28. Quentin Harris (7) & Deon Jackson (6)	2019
29. Mataeo Durant (8) & Deon Jackson (5)	2020

Three Players, 5+ Rushing TDs, Season

1. Ace Parker (6), Harwood Smith (6) & Eric Tipton (6)	1936
2. Robert O'Mara (7), Eric Tipton (7) & Elmore Hackney (7)	1937
3. Winston Siegfried (14), Steve Lach (8) & Tom Davis (7)	1941
4. Thomas Sirk (8), Anthony Boone (5) & Shaun Wilson (5)	2014
5. Brittain Brown (7), Daniel Jones (7) & Shaun Wilson (6)	2017

Most Rushing Yards By A QB, Game

1. Daniel Jones	186 vs. North Carolina, 2018
2. Mike Dunn	168 vs. Georgia Tech, 1976
3. Thomas Sirk	155 vs. Indiana, 2015
4. Mike Dunn	152 vs. N.C. State, 1976
5. Ace Parker	142 vs. South Carolina, 1935
6. Ace Parker	140 vs. Wake Forest, 1935
7. Mike Dunn	130 vs. North Carolina, 1976
8. Elmore Hackney	123 vs. Tennessee, 1935
9. Mike Dunn	122 vs. Clemson, 1977
10. Stanley Driskell	119 vs. East Carolina, 1979
11. Mike Dunn	118 vs. Virginia, 1976
12. Mark Johnson	114 vs. Maryland, 1972
13. Thomas Sirk	109 vs. Virginia Tech, 2015
14. Elmore Hackney	108 vs. Clemson, 1935
_____ Daniel Jones	108 vs. Northwestern, 2017
16. Quentin Harris	107 vs. Middle Tennessee St., 2019
17. Mike Dunn	105 vs. N.C. State, 1977
18. Larry Davis	103 vs. Navy, 1966
19. Brandon Connette	101 vs. Pittsburgh, 2013

Most Rushing Yards By A QB, Season

1. Ace Parker	1935	889
2. Thomas Sirk	2015	803
3. Mike Dunn	1976	757
4. Mike Dunn	1977	576
5. Elmore Hackney	1935	521
6. Daniel Jones	2017	518
7. Quentin Harris	2019	510
8. Elmore Hackney	1937	490
9. Daniel Jones	2016	486
10. Mark Johnson	1972	462
11. Mike Dunn	1975	413

Most Rushing Yards By A QB, Career

1. Mike Dunn	1975-78	1,939
2. Elmore Hackney	1935-37	1,359
3. Daniel Jones	2016-18	1,323
4. *Ace Parker	1934-36	1,209
5. Thomas Sirk	2014-16	1,041

*Moved to HB in 1936; finished career with 1,856 yards

Most 100-Yard Rushing Games By A QB, Season

1. Mike Dunn	1976	4
2. Elmore Hackney	1935	2
_____ Ace Parker	1935	2
_____ Mike Dunn	1977	2
_____ Thomas Sirk	2015	2
_____ Quentin Harris	2019	2
7. Mark Johnson	1972	1
_____ Stanley Driskell	1979	1
_____ Brandon Connette	2013	1
_____ Daniel Jones	2017	1
_____ Daniel Jones	2018	1

Most 100-Yard Rushing Games By A QB, Career

1. Mike Dunn	1975-78	6
2. Ace Parker	1934-36	2
_____ Elmore Hackney	1935-37	2
_____ Thomas Sirk	2014-16	2
_____ Daniel Jones	2016-18	2
_____ Quentin Harris	2016-19	2
6. Larry Davis	1966-68	1
_____ Mark Johnson	1972-74	1
_____ Stanley Driskell	1977-79	1
_____ Brandon Connette	2010-13	1

Most Rushing Touchdowns By A QB, Game

1. Mike Dunn	4 vs. North Carolina, 1976
_____ Brandon Connette	4 vs. Miami, 2013
3. Ace Parker	3 vs. Wake Forest, 1935
_____ Ace Parker	3 vs. Washington & Lee, 1935
_____ Spencer Romine	3 vs. Georgia Tech, 1999

Most Rushing Touchdowns By A QB, Season

1. Brandon Connette	2013	14
2. Mike Dunn	1976	12
3. Ace Parker	1935	10
4. Brandon Connette	2010	8
_____ Brandon Connette	2012	8
_____ Thomas Sirk	2014	8
_____ Thomas Sirk	2015	8
8. Elmore Hackney	1937	7
_____ Leo Hart	1969	7
_____ Mike Dunn	1977	7
_____ Daniel Jones	2016	7
_____ Daniel Jones	2017	7
_____ Quentin Harris	2019	7

Most Rushing Touchdowns By A QB, Career

1. Brandon Connette	2010-13	31
2. Mike Dunn	1975-78	22
3. Daniel Jones	2016-18	17
4. Elmore Hackney	1935-37	16
_____ Anthony Boone	2011-14	16
_____ Thomas Sirk	2014-16	16
7. Quentin Harris	2016-19	14
8. *Ace Parker	1934-36	13
_____ Leo Hart	1968-70	13
10. Jerry Barger	1951-54	9
_____ Thaddeus Lewis	2006-09	9
_____ Sean Renfree	2009-12	9

*Moved to HB in 1936; finished career with 21 rushing TDs

100-YARD RUSHING GAMES

245	Shaun Wilson (12)	2014	Kansas	126	Chris Douglas (23)	2002	Virginia	110	Ned Gonet (19)	1977	at South Carolina
238	Robert Baldwin (33)	1994	Maryland	125	George McAfee (10)	1939	Syracuse	110	Joel Blunk (20)	1981	at Wake Forest
234	Randy Cuthbert (32)	1989	Georgia Tech	125	Buddy Mulligan (4)	1943	Richmond	110	Randy Cuthbert (19)	1992	at Vanderbilt
218	Chris Douglas (30)	2003	Georgia Tech	125	Red Smith (12)	1952	at North Carolina	110	Chris Douglas (18)	2003	Rice
214	George Clark (17)	1945	at Wake Forest	125	Steve Jones (37)	1971	South Carolina	109	Robert O'Mara (21)	1938	at Syracuse
204	Steve Jones (40)	1971	vs. Florida	125	Bill Thompson (21)	1971	N.C. State	109	Buddy Luper (6)	1943	N.C. State
201	Steve Jones (37)	1972	Wake Forest	125	Chris Douglas (25)	2003	N.C. State	109	Charlie Smith (24)	1951	at Pittsburgh
201	Roger Boone (24)	1989	Northwestern	124	Steve Lach (12)	1941	Oregon State	109	Mike Bomgardner (21)	1974	at South Carolina
199	Larry Martinez (36)	1974	at South Carolina	124	Charlie Smith (10)	1951	vs. Virginia Tech	109	Tony Benjamin (11)	1975	at Army West Point
193	Jack Alexander (11)	1935	North Carolina	124	Bob Brower (22)	1978	at North Carolina	109	Greg Rhett (16)	1977	at Wake Forest
188	Steve Jones (28)	1972	Virginia	124	B.J. Hill (27)	1998	Maryland	109	Roger Boone (20)	1988	The Citadel
188	Mike Grayson (17)	1981	at Wake Forest	123	Elmore Hackney (14)	1935	Tennessee	109	Alex Wade (24)	2002	East Carolina
186	Tony Benjamin (41)	1973	at Wake Forest	123	George Clark (14)	1944	vs. Alabama	109	Thomas Sirk (18)	2015	at Virginia Tech
186	Daniel Jones (15)	2018	North Carolina	123	Jack Kistler (18)	1952	at SMU	109	Jela Duncan (13)	2015	vs. Indiana
181	Ernie Jackson (17)	1971	at Navy	123	Red Smith (14)	1953	vs. Army West Point	109	Shaun Wilson (10)	2016	at Georgia Tech
181	Tony Benjamin (32)	1973	at Georgia Tech	123	James Futrell (9)	1962	at Wake Forest	108	Elmore Hackney (18)	1935	Clemson
180	Robert O'Mara (20)	1938	vs. Virginia Tech	123	Steve Jones (23)	1971	at Georgia Tech	108	Steve Jones (26)	1972	at N.C. State
176	Shaun Wilson (18)	2017	Baylor	123	John Johnston (24)	1971	West Virginia	108	Cedric Dargan (21)	2004	Virginia
174	George McAfee (13)	1937	Wake Forest	123	Steve Jones (34)	1972	Stanford	108	Josh Snead (11)	2013	Troy
173	Mike Grayson (29)	1982	at Georgia Tech	123	Greg Rhett (22)	1978	South Carolina	108	Daniel Jones (16)	2017	Northwestern
171	Steve Jones (38)	1970	at Clemson	123	Alex Wade (21)	2002	at Navy	107	Billy Cox (15)	1948	Navy
171	Art Gore (31)	1974	at North Carolina	123	Re'quan Boyette (10)	2005	Florida State	107	Bernie Blaney (7)	1955	at Tennessee
169	Chris Douglas (29)	2001	Vanderbilt	122	Joel Arrington (8)	1959	at Georgia Tech	107	Art Gore (22)	1974	Wake Forest
169	Deon Jackson (30)	2020	at Syracuse	122	Mike Dunn (24)	1977	Clemson	107	Art Gore (15)	1976	at N.C. State
168	Mike Dunn (19)	1976	Georgia Tech	122	Desmond Scott (11)	2010	at Wake Forest	107	Art Gore (20)	1976	at North Carolina
166	George Clark (9)	1945	South Carolina	121	Frank Swiger (15)	1940	Georgia Tech	107	Randy Cuthbert (19)	1992	Wake Forest
165	Alex Wade (23)	2002	at Wake Forest	121	Herbert Field (11)	1951	vs. Virginia Tech	107	B.J. Hill (23)	1999	N.C. State
163	Mataeo Durant (23)	2020	at Syracuse	121	B.J. Hill (23)	1998	Western Carolina	107	Josh Snead (17)	2012	vs. Cincinnati
162	Robert Baldwin (41)	1994	at Georgia Tech	121	Jela Duncan (21)	2016	at Notre Dame	107	Shaun Wilson (24)	2016	North Carolina
162	Deon Jackson (10)	2018	at Pittsburgh	120	Brittain Brown (10)	2017	N.C. Central	107	Quentin Harris (11)	2019	Middle Tennessee
161	Randy Cuthbert (38)	1989	at Maryland	119	Eric Tipton (13)	1937	vs. Wash. & Lee	106	Eric Tipton (16)	1937	at Davidson
157	Bob Pascal (20)	1955	Wake Forest	119	Stanley Driskell (13)	1979	East Carolina	106	Billy Cox (13)	1949	Virginia Tech
157	Roger Boone (23)	1988	North Carolina	119	Chris Douglas (27)	2003	at North Carolina	106	Stanley Broadie (11)	1977	Navy
157	Robert Baldwin (28)	1994	at Wake Forest	118	Mike Dunn (14)	1976	at Virginia	106	Mike Grayson (24)	1981	N.C. State
155	Thomas Sirk (20)	2015	vs. Indiana	118	Mike Grayson (21)	1982	North Carolina	106	Mike Grayson (21)	1983	at North Carolina
154	Ace Parker (14)	1936	at Wake Forest	118	Mike Grayson (16)	1983	at Virginia	106	David Lowman (17)	1993	at Rutgers
154	Greg Rhett (25)	1978	Georgia Tech	118	Roger Boone (21)	1987	at North Carolina	106	Chris Douglas (22)	2003	Western Carolina
152	Mike Dunn (21)	1976	at N.C. State	118	Brittain Brown (13)	2018	N.C. Central	105	Tom Davis (27)	1944	vs. Alabama
152	Mike Grayson (39)	1983	at Wake Forest	117	Wray Carlton (18)	1957	North Carolina	105	Fred Folger (8)	1947	Maryland
151	Randy Cuthbert (37)	1989	N.C. State	117	Tony Benjamin (28)	1975	N.C. State	105	George Dutrow (19)	1956	North Carolina
150	Tom Davis (24)	1942	N.C. State	117	Julius Grantham (32)	1984	Wake Forest	105	Wray Carlton (16)	1957	at Rice
149	Eric Tipton (14)	1938	Davidson	117	Robert Baldwin (24)	1994	at Navy	105	Art Gore (18)	1976	at South Carolina
149	Billy Cox (22)	1949	North Carolina	117	Shaquille Powell (29)	2014	vs. Arizona State	105	Mike Dunn (21)	1977	N.C. State
149	Frank Ryan (20)	1967	Clemson	116	Cliff Lewis (9)	1944	Richmond	105	Mike Grayson (24)	1980	Georgia Tech
149	Steve Jones (38)	1972	Georgia Tech	116	Art Gore (14)	1976	at Clemson	105	Greg Boone (14)	1982	North Carolina
149	Randy Cuthbert (29)	1992	Rice	116	Randy Cuthbert (20)	1989	at North Carolina	104	Jule Ward (15)	1935	North Carolina
148	Steve Jones (36)	1972	vs. Navy	116	Laymarr Marshall (19)	1996	at Navy	104	Charlie Smith (14)	1951	at South Carolina
147	Art Gore (31)	1974	Georgia Tech	116	Brittain Brown (14)	2017	Georgia Tech	104	Bob Zwirko (19)	1969	Clemson
147	Randy Cuthbert (19)	1989	Army West Point	115	Leo Long (20)	1941	Colgate	104	Steve Jones (13)	1970	vs. Florida
146	Buddy Luper (10)	1943	at North Carolina	115	Jay Wilkinson (14)	1963	Clemson	104	Mike Grayson (26)	1981	Virginia Tech
144	Elmore Hackney (8)	1935	at Davidson	115	Greg Boone (21)	1981	East Carolina	104	Stanley Monk (21)	1985	N.C. State
144	Billy Cox (27)	1950	Georgia Tech	115	Laymarr Marshall (31)	1995	at Maryland	104	Josh Snead (17)	2013	vs. Texas A&M
144	Tony Benjamin (16)	1973	Clemson	115	Jela Duncan (13)	2015	at North Carolina	104	Mataeo Durant (12)	2020	Charlotte
143	Bob Zwirko (24)	1969	North Carolina	115	Jela Duncan (15)	2016	N.C. Central	103	Robert Rute	1941	N.C. State
142	Ace Parker (11)	1935	South Carolina	114	Tom Davis (15)	1942	Maryland	103	Larry Davis (27)	1966	at Navy
141	Jasper Davis (23)	1940	Pittsburgh	114	Phil Asack (18)	1968	at Clemson	103	Bob Zwirko (20)	1969	at Georgia Tech
141	Julius Grantham (31)	1984	Indiana	114	Mark Johnson (19)	1972	Maryland	103	Mike Barney (20)	1975	Clemson
140	Ace Parker (13)	1935	vs. Wake Forest	114	Greg Rhett (13)	1978	Virginia	103	Shaun Wilson (9)	2015	vs. Indiana
140	George Clark (16)	1944	Georgia Tech	114	Julius Grantham (11)	1983	at Maryland	102	Jack Kistler (9)	1952	Washington & Lee
140	Jay Calabrese (15)	1965	at South Carolina	114	Alex Wade (25)	2002	at Florida State	102	Art Gore (21)	1974	at Clemson
140	Phil Asack (40)	1968	Georgia Tech	114	Cedric Dargan (20)	2004	at Navy	102	Mike Grayson (8)	1982	Virginia
140	Steve Jones (23)	1971	at Virginia	113	Tom Davis (10)	1944	Wake Forest	102	Randy Cuthbert (25)	1989	at Wake Forest
138	Art Bosetti (42)	1970	at South Carolina	113	Sonny Odom (20)	1964	N.C. State	102	Josh Snead (14)	2014	at Georgia Tech
138	Julius Grantham (25)	1986	at Vanderbilt	113	Mike Barney (25)	1975	at Army West Point	101	Jule Ward (10)	1935	vs. Wash. & Lee
138	Alex Wade (25)	2002	North Carolina	113	Cedric Dargan (24)	2004	at Wake Forest	101	Robert O'Mara (20)	1936	N.C. State
138	Josh Snead (9)	2013	Miami	113	Justin Boyle (15)	2005	VMI	101	Joel Arrington (19)	1959	Rice
137	Letavious Wilks (19)	1996	Maryland	113	Justin Boyle (14)	2006	Vanderbilt	101	Frank Ryan (23)	1967	at Virginia
134	Alex Wade (25)	2002	at Northwestern	113	Deon Jackson (14)	2018	at Miami	101	Greg Boone (16)	1981	at Wake Forest
131	Roger Boone (17)	1988	at N.C. State	112	Jack Alexander (23)	1934	at VMI	101	Joel Blunk (13)	1982	at Tennessee
132	Mataeo Durant (11)	2020	North Carolina	112	John Johnston (14)	1936	vs. Wash. & Lee	101	Randy Cuthbert (27)	1992	Maryland
130	Tom Davis (9)	1941	vs. Maryland	112	Moffat Storer (5)	1940	at Colgate	101	Robert Baldwin (27)	1994	East Carolina
130	Jasper Davis (9)	1941	vs. Maryland	112	Wray Carlton (23)	1957	Maryland	101	Chris Douglas (24)	2001	at Virginia
130	Mike Dunn (17)	1976	at North Carolina	112	Steve Jones (32)	1970	Virginia	101	Ronnie Drummer (9)	2005	at Miami
130	Stanley Monk (25)	1987	at Rutgers	112	Roger Boone (19)	1987	Northwestern	101	Brandon Connette (15)	2013	Pittsburgh
129	Larry Martinez (12)	1975	N.C. State	112	Chris Douglas (30)	2001	at Rice	101	Deon Jackson (10)	2020	Charlotte
129	Mike Barney (12)	1975	North Carolina	111	Jack Kistler (17)	1951	Wake Forest	100	Eric Tipton (23)	1938	at Syracuse
128	Letavious Wilks (20)	1999	Wake Forest	111	Wray Carlton (16)	1957	Virginia	100	Bryant Aldridge (22)	1955	vs. Navy
128	Chris Douglas (29)	2003	at Tennessee	111	Wray Carlton (24)	1958	Baylor	100	Tony Benjamin (18)	1976	at Virginia
127	Jasper Davis (12)	1940	at Davidson	111	John Cappellano (19)	1969	at N.C. State	100	Desmond Scott (16)	2009	N.C. Central
127	Mataeo Durant (13)	2020	at Florida State	110	Eric Tipton (25)	1937	vs. Virginia Tech	100	Quentin Harris (17)	2019	Virginia Tech
126	Randy Cuthbert (23)	1992	East Carolina	110	Jim Miller (7)	1943	at N.C. State				

100-Yard Rushing Games By Player

Bryant Aldridge (1)		
100 Navy		1955
Jack Alexander (2)		
112 VMI		1934
193 North Carolina		1935
Joel Arrington (2)		
101 Rice		1959
122 Georgia Tech		1959
Phil Asack (2)		
114 Clemson		1968
140 Georgia Tech		1968
Robert Baldwin (5)		
238 Maryland		1994
101 East Carolina		1994
162 Georgia Tech		1994
117 Navy		1994
157 Wake Forest		1994
Mike Barney (3)		
113 Army West Point		1975
103 Clemson		1975
129 North Carolina		1975
Tony Benjamin (6)		
144 Clemson		1973
181 Georgia Tech		1973
186 Wake Forest		1973
109 Army West Point		1975
117 N.C. State		1975
100 Virginia		1976
Bernie Blaney (1)		
107 Tennessee		1955
Joel Blunk (2)		
110 Wake Forest		1981
101 Tennessee		1982
Mike Bomgardner (1)		
109 South Carolina		1974
Greg Boone (3)		
115 East Carolina		1981
101 Wake Forest		1981
105 North Carolina		1982
Roger Boone (6)		
112 Northwestern		1987
118 North Carolina		1987
109 The Citadel		1988
131 N.C. State		1988
157 North Carolina		1988
201 Northwestern		1989
Art Bosetti (1)		
138 South Carolina		1970
Re'quan Boyette (1)		
123 Florida State		2005
Stanley Broadie (1)		
106 Navy		1977
Bob Brower (1)		
124 North Carolina		1978
Brittain Brown (3)		
120 N.C. Central		2017
116 Georgia Tech		2017
118 N.C. Central		2018
Justin Boyle (2)		
113 VMI		2005
113 Vanderbilt		2006
Jay Calabrese (1)		
140 South Carolina		1965
John Cappellano (1)		
111 N.C. State		1969
Wray Carlton (5)		
111 Virginia		1957
112 Maryland		1957
105 Rice		1957

117 North Carolina		1957
111 Baylor		1958
George Clark (4)		
140 Georgia Tech		1944
123 Alabama		1944 ^{BOWL}
166 South Carolina		1945
214 Wake Forest		1945
Brandon Connette (1)		
101 Pittsburgh		2013
Billy Cox (4)		
107 Navy		1948
106 Virginia Tech		1949
149 North Carolina		1949
144 Georgia Tech		1950
Randy Cuthbert (11)		
147 Army West Point		1989
161 Maryland		1989
234 Georgia Tech		1989
102 Wake Forest		1989
151 N.C. State		1989
116 North Carolina		1989
110 Vanderbilt		1992
149 Rice		1992
126 East Carolina		1992
101 Maryland		1992
107 Wake Forest		1992
Cedric Dargan (3)		
114 Navy		2004
108 Virginia		2004
113 Wake Forest		2004
Jasper Davis (3)		
127 Davidson		1940
141 Pittsburgh		1940
130 Maryland		1941
Larry Davis (1)		
103 Navy		1966
Tom Davis (5)		
130 Maryland		1941
114 Maryland		1942
150 N.C. State		1942
113 Wake Forest		1944
105 Alabama		1944 ^{BOWL}
Chris Douglas (10)		
112 Rice		2001
101 Virginia		2001
169 Vanderbilt		2001
126 Virginia		2002
106 Western Carolina		2003
110 Rice		2003
125 N.C. State		2003
128 Tennessee		2003
218 Georgia Tech		2003
119 North Carolina		2003
Stanley Driskell (1)		
119 East Carolina		1979
Ronnie Drummer (1)		
101 Miami		2005
Jela Duncan (4)		
115 North Carolina		2015
109 Indiana		2015 ^{BOWL}
115 N.C. Central		2016
121 Notre Dame		2016
Mike Dunn (6)		
118 Virginia		1976
168 Georgia Tech		1976
152 N.C. State		1976
130 North Carolina		1976
122 Clemson		1977
105 N.C. State		1977
Mataeo Durant (4)		
163 Syracuse		2020
104 Charlotte		2020
132 North Carolina		2020
127 Florida State		2020
George Dutrow (1)		
105 North Carolina		1956

Herbert Field (1)		
121 Virginia Tech		1951
Fred Folger (1)		
105 Maryland		1947
James Futrell (1)		
123 Wake Forest		1962
Ned Gonet (1)		
110 South Carolina		1977
Art Gore (8)		
102 Clemson		1974
147 Georgia Tech		1974
107 Wake Forest		1974
171 North Carolina		1974
105 South Carolina		1976
116 Clemson		1976
107 N.C. State		1976
107 North Carolina		1976
Julius Grantham (4)		
114 Maryland		1983
141 Indiana		1984
117 Wake Forest		1984
138 Vanderbilt		1986
Mike Grayson (10)		
105 Georgia Tech		1980
104 Virginia Tech		1981
188 Wake Forest		1981
106 N.C. State		1981
102 Virginia		1982
173 Georgia Tech		1982
118 North Carolina		1982
118 Virginia		1983
152 Wake Forest		1983
106 North Carolina		1983
Elmore Hackney (3)		
108 Clemson		1935
123 Tennessee		1935
144 Davidson		1935
Quentin Harris (2)		
107 Middle Tennessee		2019
100 Virginia Tech		2019
B.J. Hill (3)		
121 Western Carolina		1998
124 Maryland		1998
107 N.C. State		1999
Deon Jackson (4)		
162 Pittsburgh		2018
113 Miami		2018
169 Syracuse		2020
101 Charlotte		2020
Ernie Jackson (1)		
181 Navy		1971
Mark Johnson (1)		
114 Maryland		1972
John Johnston (1)		
112 Washington & Lee		1936
John Johnston (1)		
123 West Virginia		1971
Daniel Jones (1)		
108 Northwestern		2017
186 North Carolina		2018
Steve Jones (13)		
104 Florida		1970
112 Virginia		1970
171 Clemson		1970
204 Florida		1971
125 South Carolina		1971
140 Virginia		1971
123 Georgia Tech		1971
123 Stanford		1972
188 Virginia		1972
108 N.C. State		1972
148 Navy		1972
149 Georgia Tech		1972
201 Wake Forest		1972
Jack Kistler (3)		

111 Wake Forest		1951
102 Washington & Lee		1952
123 SMU		1952
Steve Lach (1)		
124 Oregon State		1941 ^{BOWL}
Cliff Lewis (1)		
116 Richmond		1944
Leo Long (1)		
115 Colgate		1941
David Lowman (1)		
106 Rutgers		1993
Buddy Luper (2)		
109 N.C. State		1943
146 North Carolina		1943
Larry Martinez (2)		
199 South Carolina		1974
129 N.C. State		1975
Laymarr Marshall (2)		
115 Maryland		1995
116 Navy		1996
George McAfee (2)		
174 Wake Forest		1937
125 Syracuse		1939
Jim Miller (1)		
110 N.C. State		1943
Stanley Monk (2)		
104 N.C. State		1985
130 Rutgers		1987
Buddy Mulligan (1)		
125 Richmond		1943
Sonny Odum (1)		
113 N.C. State		1964
Robert O'Mara (3)		
101 N.C. State		1936
180 Virginia Tech		1938
109 Syracuse		1938
Bob Pascal (1)		
157 Wake Forest		1955
Ace Parker (3)		
140 Wake Forest		1935
142 South Carolina		1935
154 Wake Forest		1936
Shaquille Powell (1)		
117 Arizona State		2014 ^{BOWL}
Greg Rhett (4)		
109 Wake Forest		1977
154 Virginia Tech		1978
123 South Carolina		1978
114 Virginia		1978
Robert Rute (1)		
103 N.C. State		1941
Frank Ryan (2)		
149 Clemson		1967
149 Clemson		1967
Desmond Scott (2)		
100 N.C. Central		2009
122 Wake Forest		2010
Thomas Sirk (2)		
109 Virginia Tech		2015
155 Indiana		2015 ^{BOWL}
Charlie Smith (3)		
104 South Carolina		1951
109 Pittsburgh		1951
124 Virginia Tech		1951
Red Smith (2)		
125 North Carolina		1952
123 Army West Point		1953

Josh Snead (5)		
107 Cincinnati		2012 ^{BOWL}
108 Troy		2013
138 Miami		2013
104 Texas A&M		2013 ^{BOWL}
102 Georgia Tech		2014
Moffat Storer (1)		
112 Colgate		1940
Frank Swiger (1)		
121 Georgia Tech		1940
Bill Thompson (1)		
125 N.C. State		1971
Eric Tipton (5)		
110 Virginia Tech		1937
106 Davidson		1937
119 Washington & Lee		1937
149 Davidson		1938
100 Syracuse		1938
Alex Wade (6)		
109 East Carolina		2002
134 Northwestern		2002
114 Florida State		2002
123 Navy		2002
165 Wake Forest		2002
138 North Carolina		2002
Jule Ward (2)		
101 Washington & Lee		1935
104 North Carolina		1935
Jay Wilkinson (1)		
115 Clemson		1963
Letavious Wilks (2)		
137 Maryland		1996
128 Wake Forest		1999
Shaun Wilson (5)		
245 Kansas		2014
103 Indiana		2015 ^{BOWL}
109 Georgia Tech		2016
107 North Carolina		2016
176 Baylor		2017
Bob Zwirko (3)		
103 Georgia Tech		1969
104 Clemson		1969
143 North Carolina		1969
100-Yard Rushing Games By Opponent		
1. North Carolina		25
2. Wake Forest		24
3. Georgia Tech & N.C. State		20
5. Maryland & Virginia		13
7. Clemson & South Carolina		11
9. Navy		10
10. Virginia Tech		8
11. East Carolina, Rice & Syracuse		5
14. Army West Point, Davidson, Indiana, N.C. Central, Northwestern, Pittsburgh, Tennessee, Vanderbilt & Washington & Lee		4
23. Florida State & Miami		3
25. Alabama, Baylor, Charlotte, Colgate, Florida, Richmond, Rutgers, VMI & Western Carolina		2
34. Arizona State, Cincinnati, Kansas, Middle Tennessee, Notre Dame, Oregon State, SMU, Stanford, Texas A&M, The Citadel, Troy & West Virginia		1

1,000-YARD RUSHERS

1. Chris Douglas

Year	Att.	Yards	Avg.	TD
2000	110	503	4.57	6
2001	218	841	3.86	7
2002	131	640	4.89	2
2003	236	1,138	4.82	6
Total	695	3,122	4.49	21

2. Steve Jones

Year	Att.	Yards	Avg.	TD
1970	203	854	4.21	8
1971	193	861	4.46	6
1972	287	1,236	4.31	6
Total	683	2,951	4.32	20

3. Randy Cuthbert

Year	Att.	Yards	Avg.	TD
1988	8	63	7.88	0
1989	187	1,042	5.57	10
1990	136	595	4.38	4
1991	19	59	3.11	0
1992	227	1,031	4.54	6
Totals	577	2,790	4.84	20

4. Shaun Wilson

Year	Att.	Yards	Avg.	TD
2014	78	598	7.67	5
2015	84	424	5.05	3
2016	151	623	4.13	4
2017	162	818	5.05	6
Total	475	2,463	5.19	18

5. Mike Grayson

Year	Att.	Yards	Avg.	TD
1980	78	219	2.81	3
1981	179	744	4.16	1
1982	136	693	5.10	5
1983	181	785	4.34	8
Totals	574	2,441	4.25	17

6. Deon Jackson

Year	Att.	Yards	Avg.	TD
2017	32	97	3.03	0
2018	161	847	5.26	7
2019	175	641	3.66	6
2020	161	682	4.24	5
Total	526	2,267	4.31	18

7. Tony Benjamin

Year	Att.	Yards	Avg.	TD
1973	114	572	5.02	1
1974	107	381	3.56	5
1975	136	674	4.96	6
1976	156	624	4.00	3
Totals	513	2,251	4.39	15

8. Jela Duncan

Year	Att.	Yards	Avg.	TD
2012	109	553	5.07	4
2013	113	562	4.97	3
2014	–	–	–	–
2015	67	460	6.87	4
2016	88	450	5.11	6
Total	377	2,025	5.37	17

9. Julius Grantham

Year	Att.	Yards	Avg.	TD
1982	16	60	3.75	1
1983	101	556	5.51	5
1984	110	395	3.59	1
1985	90	301	3.34	3
1986	158	677	4.29	1
Totals	475	1,989	4.19	11

10. Mike Dunn

Year	Att.	Yards	Avg.	TD
1975	103	413	4.01	2
1976	176	757	4.30	12
1977	161	576	3.58	7
1978	125	193	1.54	1
Totals	565	1,939	3.43	22

11. Roger Boone

Year	Att.	Yards	Avg.	TD
1986	0	0	–	0
1987	137	550	4.02	4
1988	185	836	4.52	7
1989	93	514	5.53	4
Total	415	1,900	4.58	15

12. Ace Parker

Year	Att.	Yards	Avg.	TD
1934	86	325	3.78	3
1935	119	884	7.43	10
1936	111	647	5.83	6
Total	316	1,856	5.87	19

13. Robert Baldwin

Year	Att.	Yards	Avg.	TD
1991	2	17	8.50	0
1992	73	312	4.27	7
1993	70	332	4.74	1
1994	276	1,187	4.30	12
Total	421	1,848	4.39	20

14. Jay Calabrese

Year	Att.	Yards	Avg.	TD
1965	154	658	4.27	9
1966	175	580	3.31	10
1967	136	563	4.14	5
Total	465	1,801	3.87	24

15. Tom Davis

Year	Att.	Yards	Avg.	TD
1941	108	569	5.27	7
1942	136	417	3.07	9
1943	81	328	4.05	4
1944	137	461	3.37	8
Total	462	1,775	3.84	28

16. Wray Carlton

Year	Att.	Yards	Avg.	TD
1956	59	305	5.17	3
1957	158	833	5.27	8
1958	164	636	3.88	6
Total	381	1,774	4.66	17

17. Josh Snead

Year	Att.	Yards	Avg.	TD
2010	45	221	4.91	1
2011	–	–	–	–
2012	99	496	5.01	2
2013	107	651	6.08	2
2014	81	401	4.95	3
Total	332	1,769	5.33	8

18. Shaquille Powell

Year	Att.	Yards	Avg.	TD
2012	28	93	3.32	0
2013	62	344	5.55	2
2014	134	618	4.61	2
2015	125	542	4.34	3
Total	349	1,597	4.58	7

19. Eric Tipton

Year	Att.	Yards	Avg.	TD
1936	112	415	3.71	6
1937	125	594	4.75	7
1938	129	577	4.47	4
Total	366	1,586	4.33	17

20. Letavious Wilks

Year	Att.	Yards	Avg.	TD
1996	116	554	4.76	2
1997	79	305	3.86	1
1998	109	362	3.32	6
1999	95	334	3.52	3
Total	399	1,555	3.90	12

21. Alex Wade

Year	Att.	Yards	Avg.	TD
2000	20	66	3.30	1
2001	64	249	3.89	4
2002	201	979	4.87	4
2003	58	252	4.35	2
Total	343	1,546	4.51	11

22. Art Gore

Year	Att.	Yards	Avg.	TD
1973	3	9	3.00	0
1974	125	627	5.02	4
1975	35	152	4.34	2
1976	152	742	4.88	7
Total	315	1,530	4.86	13

23. Bob Pascal

Year	Att.	Yards	Avg.	TD
1953	44	212	4.82	2
1954	107	561	5.24	9
1955	156	750	4.81	8
Total	307	1,523	4.96	19

24. Laymarr Marshall

Year	Att.	Yards	Avg.	TD
1994	6	16	2.67	0
1995	188	708	3.77	13
1996	115	390	3.39	3
1997	70	359	5.13	3
Total	379	1,473	3.89	19

25. Greg Boone

Year	Att.	Yards	Avg.	TD
1979	34	159	4.68	1
1980	94	340	3.62	1
1981	80	502	6.28	2
1982	78	434	5.56	2
Total	286	1,435	5.02	6

26. George Dutrow

Year	Att.	Yards	Avg.	TD
1956	54	340	6.30	2
1957	135	625	4.63	3
1958	112	442	3.95	2
Total	301	1,407	4.67	7

27. Elmore Hackney

Year	Att.	Yards	Avg.	TD
1935	70	521	7.44	5
1936	77	348	4.52	4
1937	85	490	5.77	7
Total	232	1,359	5.86	16

28. Robert O'Mara

Year	Att.	Yards	Avg.	TD
1936	69	303	4.39	3
1937	102	350	3.43	7
1938	162	703	4.34	5
Total	333	1,356	4.07	15

29. Daniel Jones

Year	Att.	Yards	Avg.	TD
2016	141	486	3.45	7
2017	161	518	3.22	7
2018	104	319	3.07	3
Total	406	1,323	3.26	17

30. Mataeo Durant

Year	Att.	Yards	Avg.	TD
2018	17	43	2.53	0
2019	97	461	4.75	1
2020	120	817	6.81	8
Total	234	1,321	5.65	9

TOUCHDOWN RUSHES OF 20+ YARDS

85, Charlie Smith	Virginia Tech, 1951	53, Letavious Wilks	Maryland, 1996	33, Steve Jones	Virginia, 1971	20, Bernie Blaney	William & Mary, 1955
85, Shaun Wilson	Indiana, 2015	53, Thomas Sirk	North Carolina, 2015	33, William Thompson	Virginia, 1971	20, Oliver Rudy	North Carolina, 1955
83, Joel Arrington	Georgia Tech, 1959	52, Kidd Brewer	Wake Forest, 1931	33, B.J. Hill	N.C. State, 1999	20, Hal McElhaney	SMU, 1956
83, Justin Boyle	The Citadel, 2004	52, Bob Pascal	N.C. State, 1954	33, Justin Boyle	Vanderbilt, 2006	20, George Dutrow	Wake Forest, 1956
82, Billy Cox	Maryland, 1948	52, Charles London	Florida State, 1995	32, Ace Parker	North Carolina, 1935	20, Wray Carlton	Rice, 1957
81, Ronnie Drummer	Miami, 2005	52, Jela Duncan	North Carolina, 2015	32, Winston Siegfried	Maryland, 1941	20, Wray Carlton	North Carolina, 1957
80, Moffat Storer	Colgate, 1940	51, Jule Ward	North Carolina, 1935	32, Anthony Boone	Troy, 2014	20, Bob Zwirko	N.C. State, 1969
80, Buddy Luper	North Carolina, 1943	51, Eric Tipton	Wake Forest, 1937	32, Shaquille Powell	Georgia Tech, 2015	20, Roger Boone	Wake Forest, 1989
80, Bernie Blaney	Tennessee, 1955	50, Elmore Hackney	Wake Forest, 1937	32, Daniel Jones	Georgia Tech, 2017	20, Brandon Connette	Virginia, 2010
79, Jasper Davis	Georgia Tech, 1940	50, Jela Duncan	N.C. Central, 2016	32, Deon Jackson	Virginia Tech, 2019	20, Brandon Connette	Georgia Tech, 2010
78, Jack Alexander	North Carolina, 1935	50, Shaun Wilson	Baylor, 2017	31, Billy Cox	Richmond, 1949	20, Juwan Thompson	Tulane, 2011
78, Billy Cox	North Carolina, 1949	49, Stanley Driskell	Georgia Tech, 1978	31, Billy Cox	Virginia Tech, 1949		
78, Re'quan Boyette	Florida State, 2005	49, Mataeo Durant	Boston College, 2020	31, Deon Jackson	Baylor, 2018		
75, Herbert Field	Virginia Tech, 1951	47, Jule Ward	North Carolina, 1935	30, George McAfee	Syracuse, 1939		
75, Deon Jackson	Miami, 2018	47, Steve Lach	Davidson, 1941	30, William Wartman	Davidson, 1940		
73, Buddy Mulligan	Richmond, 1946	47, George Clark	South Carolina, 1945	30, Buddy Luper	Virginia, 1943		
73, Bill Thompson	Georgia Tech, 1970	46, Thomas Hughes	Virginia Tech, 1948	30, Jack Kistler	Virginia Tech, 1951		
73, Thomas Sirk	Indiana, 2015	46, Mataeo Durant	North Carolina, 2020	30, Mike Dunn	North Carolina, 1978		
72, Gordon Carver	Virginia, 1943	45, Billy Cox	Virginia Tech, 1949	30, Desmond Scott	Richmond, 2011		
70, George Clark	Georgia Tech, 1944	45, David Lowman	Rutgers, 1993	29, George McAfee	N.C. State, 1939		
70, Mark Leggett	Clemson, 1960	45, Chris Douglas	Florida State, 2000	29, Tony Benjamin	Wake Forest, 1975		
69, George Clark	Wake Forest, 1945	45, Shaun Wilson	Kansas, 2014	29, Chris Douglas	Georgia Tech, 2003		
69, Mark Johnson	Maryland, 1972	45, Jela Duncan	Army West Point, 2015	29, Deon Adams	Virginia Tech, 2004		
69, Chris Douglas	North Carolina, 2000	44, Billy Cox	George Washington, 1949	28, Charlie Smith	Washington & Lee, 1952		
69, Senterrio Landrum	Navy, 2002	43, George McAfee	Wake Forest, 1937	28, Bernie Blaney	Army West Point, 1954		
69, Shaun Wilson	Kansas, 2014	43, Robert O'Mara	Syracuse, 1938	28, Mike Dunn	Wake Forest, 1977		
68, Jay Wilkinson	Clemson, 1963	43, Jerry Barger	Wake Forest, 1954	28, Greg Rhett	South Carolina, 1978		
68, Shaun Wilson	Kansas, 2014	43, Jack Wilson	South Carolina, 1960	27, Earle Wentz	N.C. State, 1934		
67, Elmore Hackney	Davidson, 1935	43, Brittain Brown	N.C. Central, 2018	27, Steve Lach	Maryland, 1941		
67, Red Smith	North Carolina, 1952	42, Elmore Hackney	Washington & Lee, 1937	27, Al Hoover	N.C. State, 1941		
67, Jay Wilkinson	Clemson, 1963	42, Jasper Davis	Maryland, 1941	27, Moffat Storer	Pittsburgh, 1942		
67, Jay Calabrese	South Carolina, 1965	42, Tom Davis	N.C. State, 1942	26, Cedric Dargan	Clemson, 2003		
66, Buddy Mulligan	Richmond, 1943	42, Quentin Harris	Virginia Tech, 2019	26, Josh Snead	Texas A&M, 2013		
65, George Clark	South Carolina, 1945	41, Jack Alexander	Auburn, 1934	25, B.O. Cornelius	Wake Forest, 1934		
65, Jay Wilkinson	Virginia, 1963	41, Ace Parker	N.C. State, 1935	25, Art Gore	Tennessee, 1976		
65, T.J. Edwards	Ohio, 1986	41, Ronnie Falls	Virginia, 1953	25, Tracy Smith	North Carolina, 1986		
65, Shaun Wilson	Baylor, 2017	41, Leroy Gallman	Colgate, 1991	25, Roger Boone	Virginia, 1987		
65, Deon Jackson	Charlotte, 2020	41, Chris Douglas	Clemson, 2000	25, Ronnie Drummer	North Carolina, 2005		
65, Mataeo Durant	Florida State, 2020	41, Chris Douglas	N.C. State, 2002	25, Jela Duncan	Miami, 2015		
64, Jay Wilkinson	Virginia, 1963	40, Jack Alexander	South Carolina, 1935	24, Elmore Hackney	Georgia Tech, 1936		
64, Stanley Broadie	Navy, 1977	40, Ace Parker	South Carolina, 1935	24, Jasper Davis	N.C. State, 1939		
64, Desmond Scott	Wake Forest, 2010	40, Jim Larue	Richmond, 1944	24, Howard Reynolds	Richmond, 1944		
63, Steve Lach	Wake Forest, 1940	40, Jack Friedlund	Virginia Tech, 1949	24, Cliff Lewis	South Carolina, 1944		
61, Nick Laney	Wake Forest, 1932	40, Herbert Field	South Carolina, 1951	24, James Futrell	Wake Forest, 1962		
61, Jule Ward	Clemson, 1935	39, Jack Alexander	VMI, 1933	24, Larry Martinez	Wake Forest, 1975		
61, Phil Asack	Maryland, 1968	39, W.D. McRoy	Virginia, 1953	24, Quentin Harris	Miami, 2019		
61, Larry Martinez	N.C. State, 1975	39, Rich Searl	Wake Forest, 1971	23, Ace Parker	Washington & Lee, 1935		
61, Daniel Jones	North Carolina, 2018	39, Roger Boone	Georgia Tech, 1989	23, Buddy Mulligan	N.C. Pre Flight, 1943		
60, Jule Ward	Washington & Lee, 1935	39, Scottie Montgomery	Northwestern, 1998	23, George Balitsaris	N.C. State, 1943		
60, John Johnston	Washington & Lee, 1936	39, Brittain Brown	N.C. Central, 2017	23, Fred Folger	George Washington, 1948		
60, George McAfee	Syracuse, 1939	38, T.C. White	Navy, 1994	23, Herbert Field	N.C. State, 1952		
60, George Clark	Wake Forest, 1945	38, Sean Renfree	Virginia, 2010	23, Billy Futrell	Wake Forest, 1962		
60, Billy Cox	Navy, 1948	37, Tom Davis	Wake Forest, 1944	23, Mike Grayson	Wake Forest, 1980		
60, Randy Cuthbert	Georgia Tech, 1989	36, Floyd Bell	Wake Forest, 1957	23, Laymarr Marshall	Wake Forest, 1997		
58, Buddy Mulligan	Tennessee, 1947	36, Mike Bomgardner	North Carolina, 1973	23, Alex Wade	Maryland, 2003		
58, Greg Rhett	Virginia, 1978	36, Desmond Scott	Virginia, 2010	23, Ronnie Drummer	Georgia Tech, 2006		
58, Shaun Wilson	Virginia Tech, 2015	35, Eric Tipton	Davidson, 1936	23, Desmond Scott	N.C. Central, 2009		
57, Ace Parker	Wake Forest, 1935	35, Billy Cox	Richmond, 1949	23, Anthony Boone	Memphis, 2013		
57, Robert O'Mara	Virginia Tech, 1938	35, Tom Powers	Richmond, 1950	22, Randy Cuthbert	North Carolina, 1990		
56, Ace Parker	Wake Forest, 1936	35, Bob Zwirko	N.C. State, 1969	22, Thaddeus Lewis	Kansas, 2009		
56, Frank Killian	Columbia, 1939	35, Robert Baldwin	Maryland, 1994	22, Eli Pancol	North Carolina, 2020		
56, Moffat Storer	Georgia Tech, 1942	35, Desmond Scott	Elon, 2010	21, B.O. Cornelius	N.C. State, 1934		
56, Al Woodall	West Virginia, 1966	35, Juwan Thompson	Virginia, 2012	21, William Wartman	Davidson, 1941		
55, Ace Parker	South Carolina, 1935	34, George Clark	Boque Field, 1945	21, George Clark	North Carolina, 1944		
55, Frank Killian	Davidson, 1940	34, Jack Kistler	Washington & Lee, 1952	21, George Clark	Alabama, 1944		
55, Walt Rappold	Navy, 1961	34, Lloyd Caudle	North Carolina, 1953	21, John Friedlund	Navy, 1948		
55, James Devonshire	Virginia, 1965	34, Frank Ryan	Wake Forest, 1965	20, Herbert Field	N.C. State, 1952		
54, Elmore Hackney	N.C. State, 1937	34, Mike Dunn	Georgia Tech, 1976	20, Bernie Blaney	Pennsylvania, 1954		
54, Tom Davis	Wake Forest, 1944	34, Mike Dunn	N.C. State, 1977	20, Bryant Aldridge	North Carolina, 1954		
53, Tom Davis	Maryland, 1942	34, Shaquille Powell	Miami, 2013	20, Bernie Blaney	Tennessee, 1955		
53, Wes Chesson	North Carolina, 1969	34, Brittain Brown	Baylor, 2017	20, Hal McElhaney	William & Mary, 1955		

RECEIVING RECORDS

Most Pass Receptions, Game

1.	Corey Thomas	16 vs. Georgia Tech, 1997
2.	Roger Boone	15 vs. Vanderbilt, 1988
3.	Jon Jensen	14 vs. North Carolina, 1994
4.	Henley Carter	13 vs. Clemson, 1968
	Wes Chesson	13 vs. Clemson, 1970
	Mark Militello	13 vs. Clemson, 1983
	Mark Militello	13 vs. Georgia Tech, 1983
	Roger Boone	13 vs. Wake Forest, 1988
	Corey Thomas	13 vs. Virginia, 1995
10.	Ceep Youmans	12 vs. N.C. State, 1950
	Mike Grayson	12 vs. South Carolina, 1983
	Roger Boone	12 vs. Georgia Tech, 1987
	Scottie Montgomery	12 vs. Vanderbilt, 1998
	Conner Vernon	12 vs. Boston College, 2010
	Donovan Varner	12 vs. Boston College, 2011
	Jamison Crowder	12 vs. Texas A&M, 2013
	T.J. Rahming	12 vs. Virginia, 2015
	T.J. Rahming	12 vs. Northwestern, 2017
	T.J. Rahming	12 vs. Temple, 2018
20.	Dave Dunaway	11 vs. Maryland, 1966
	Wes Chesson	11 vs. Virginia, 1968
	Chris Castor	11 vs. Wake Forest, 1982
	Mark Militello	11 vs. North Carolina, 1982
	Clarkston Hines	11 vs. N.C. State, 1987
	Roger Boone	11 vs. North Carolina, 1988
	Aaron Shaw	11 vs. Maryland, 1991
	Bill Khayat	11 vs. Wisconsin, 1994
	Johnny Williams	11 vs. Northwestern, 2008
	Donovan Varner	11 vs. Wake Forest, 2009
	Desmond Scott	11 vs. Stanford, 2012
	Desmond Scott	11 vs. Wake Forest, 2012
	Conner Vernon	11 vs. Miami, 2012
	Jamison Crowder	11 vs. Memphis, 2013
	Johnell Barnes	11 vs. Tulane, 2015
35.	Marcel Courtillet	10 vs. Georgia Tech, 1968
	Wes Chesson	10 vs. South Carolina, 1970
	Doug Green	10 vs. North Carolina, 1985
	Bill Khayat	10 vs. Clemson, 1994
	Mark Wilson	10 vs. Virginia, 1995
	Mike Hart	10 vs. N.C. State, 2001
	Ben Patrick	10 vs. Clemson, 2005
	Jomar Wright	10 vs. Miami, 2006
	Donovan Varner	10 vs. North Carolina, 2008
	Conner Vernon	10 vs. N.C. State, 2009
	Conner Vernon	10 vs. Elon, 2010
	Conner Vernon	10 vs. FIU, 2012
	Jamison Crowder	10 vs. Stanford, 2012
	Desmond Scott	10 vs. Georgia Tech, 2012
	Conner Vernon	10 vs. Cincinnati, 2012
	Jamison Crowder	10 vs. Navy, 2013
	Jamison Crowder	10 vs. Wake Forest, 2013
	T.J. Rahming	10 vs. Pittsburgh, 2016
	T.J. Rahming	10 vs. Miami, 2016

Most Pass Receptions, Season

1.	Jamison Crowder	2013	108
2.	Conner Vernon	2012	85
	Jamison Crowder	2014	85
4.	Jamison Crowder	2012	76
5.	T.J. Rahming	2018	75
6.	Wes Chesson	1970	74
7.	Roger Boone	1988	73
	Conner Vernon	2010	73
9.	Conner Vernon	2011	70
	T.J. Rahming	2016	70
11.	Clarkston Hines	1988	68
12.	Mike Grayson	1983	66
	Desmond Scott	2012	66
14.	Henley Carter	1968	65
	Donovan Varner	2009	65
	T.J. Rahming	2017	65
17.	Mark Militello	1983	63
18.	Roger Boone	1987	62
19.	Clarkston Hines	1989	61
	Eron Riley	2008	61
	Donovan Varner	2011	61

Most Pass Receptions Per Game, Season

1.	Jamison Crowder (108-14)	2013	7.71
2.	Wes Chesson (74-10)	1970	7.40
3.	Roger Boone (73-11)	1988	6.64
4.	Conner Vernon (85-13)	2012	6.54
	Jamison Crowder (85-13)	2014	6.54
6.	Henley Carter (65-10)	1968	6.50
7.	Clarkston Hines (68-11)	1989	6.18

Most Pass Receptions, Career

1.	Conner Vernon	2009-12	283
	Jamison Crowder	2011-14	283
3.	T.J. Rahming	2015-18	253
4.	Donovan Varner	2008-11	207
5.	Clarkston Hines	1986-89	189
6.	Scottie Montgomery	1996-99	171
7.	Roger Boone	1986-89	168
8.	Corey Thomas	1994-97	165
9.	Wes Chesson	1968-70	164
10.	Randy Cuthbert	1988-92	147
11.	Eron Riley	2005-08	144
12.	Desmond Scott	2009-12	143
13.	Doug Green	1983-87	142
14.	Mike Grayson	1980-83	141
15.	Austin Kelly	2007-10	129
16.	Johnathan Lloyd	2015-18	124
17.	Mark Militello	1980-83	122
	Jomar Wright	2004-07	122
19.	Walter Jones	1988-91	119
20.	Max McCaffrey	2012-15	117
21.	Noah Gray	2017-20	105
22.	Cedric Jones	1978-81	99
23.	Stan Crisson	1961-63	98
	Issac Blakeney	2012-14	98
25.	Stanley Dorsey	1990-93	96
	Ben Erdeljac	1997-01	96
27.	Bill Khayat	1992-95	93
	Richmond Flowers	1997-99	93
	Brandon Braxton	2010-13	93
30.	Ron Frederick	1979-81	92
	Dave Colonna	1986-89	92
	Brad Breedlove	1990-93	92
33.	Henley Carter	1966-68	91
34.	Chris Taylor	2015-18	90
35.	Robert Baldwin	1991-94	89
	Chris Douglas	2000-03	89
37.	Jason Cooper	1984-87	87
38.	Mike Hart	1998-01	86

39.	Julius Grantham	1983-86	84
40.	Tom Hall	1975-77	83
41.	Troy Slade	1973-75	82
42.	Shaun Wilson	2014-17	81
43.	Ben Patrick	2003-05	79
44.	Jeff Hodrick	1994-97	78
45.	Cooper Helfet	2010-11	77
46.	Chuck Drulis	1963-65	76
	Jon Jensen	1992-94	76
	Khary Sharpe	2001-03	76
49.	Dave Dunaway	1964-66	75
	Reggie Love	2000-03	75
51.	Scott Russell	1981-84	74
52.	Chris Castor	1979-82	73
53.	Raphael Chestnut	2005-08	72
54.	Tee Moorman	1958-60	71
	Marcel Courtillet	1967-69	71
	Chris Brown	1988-91	71

Most Pass Receptions Per Game, Career

1.	Conner Vernon (283-48)	2009-12	5.90
2.	Wes Chesson (164-30)	1968-70	5.47
3.	Jamison Crowder (283-52)	2011-14	5.44
4.	T.J. Rahming (253-50)	2015-18	5.06
5.	Roger Boone (168-36)	1987-89	4.67
6.	Donovan Varner (207-46)	2008-11	4.50
7.	Clarkston Hines (198-44)	1986-89	4.30

Most Receiving Yards, Game

1.	Chris Castor	283 vs. Wake Forest, 1982
2.	Corey Thomas	276 vs. Georgia Tech, 1997
3.	Clarkston Hines	251 vs. Wake Forest, 1989
4.	Scottie Montgomery	243 vs. Vanderbilt, 1998
5.	T.J. Rahming	240 vs. Temple, 2018
6.	Eron Riley	235 vs. Navy, 2007
7.	Henley Carter	209 vs. Clemson, 1968
8.	Jamison Crowder	203 vs. Miami, 2012
9.	Clarkston Hines	192 vs. N.C. State, 1987
10.	T.J. Rahming	190 vs. Virginia, 2015
11.	Wes Chesson	189 vs. South Carolina, 1970
12.	Cedric Jones	183 vs. Maryland, 1981
13.	Conner Vernon	181 vs. Wake Forest, 2010
14.	Tom Powers	180 vs. Richmond, 1950
	Conner Vernon	180 vs. FIU, 2012
16.	Wes Chesson	176 vs. Virginia, 1968
	Jomar Wright	176 vs. Miami, 2006
18.	Jon Jensen	174 vs. North Carolina, 1994
	Donovan Varner	174 vs. Wake Forest, 2009
20.	Richmond Flowers	173 vs. Maryland, 1999
21.	Scottie Montgomery	172 vs. Virginia, 1999
22.	Roger Boone	169 vs. Georgia Tech, 1987
23.	Cedric Jones	167 vs. Virginia, 1981
	Jamison Crowder	167 vs. Clemson, 2012
25.	Marcel Courtillet	166 vs. Michigan, 1968
26.	Mike Hart	165 vs. N.C. State, 2001
	Donovan Varner	165 vs. Miami, 2009
	Jamison Crowder	165 vs. Pittsburgh, 2014

Most Receiving Yards, Season

1.	Jamison Crowder	2013	1,360
2.	Clarkston Hines	1989	1,149
3.	Clarkston Hines	1987	1,093
4.	Wes Chesson	1970	1,080
5.	Jamison Crowder	2012	1,074
	Conner Vernon	2012	1,074
7.	Clarkston Hines	1988	1,067
8.	Donovan Varner	2009	1,047
9.	Jamison Crowder	2014	1,044
10.	Conner Vernon	2010	973
11.	Conner Vernon	2011	956
12.	Chris Castor	1982	952
13.	Henley Carter	1968	892
14.	Cedric Jones	1981	832
15.	Eron Riley	2007	830
16.	Scottie Montgomery	1999	819
17.	T.J. Rahming	2018	811
18.	Doug Green	1985	804
19.	T.J. Rahming	2017	795
20.	Wes Chesson	1968	794
21.	Scottie Montgomery	1998	793
22.	Conner Vernon	2009	746
23.	T.J. Rahming	2016	742
24.	Donovan Varner	2010	736
25.	Mark Militello	1982	725
26.	Donovan Varner	2011	713
27.	Corey Thomas	1997	707
28.	Richmond Flowers	1998	704

Most Receiving Yards Per Game, Season

1.	Wes Chesson (1,080-10)	1970	108.00
2.	Clarkston Hines (1,149-11)	1989	104.45
3.	Clarkston Hines (1,093-11)	1987	99.36
4.	Jamison Crowder (1,360-14)	2013	97.14
5.	Clarkston Hines (1,067-11)	1988	97.00
6.	Henley Carter (892-10)	1968	89.20

Most Receiving Yards, Career

1.	Conner Vernon	2009-12	3,749
2.	Jamison Crowder	2011-14	3,641
3.	Clarkston Hines	1986-89	3,318
4.	T.J. Rahming	2015-18	2,919
5.	Donovan Varner	2008-11	2,660
6.	Eron Riley	2005-08	2,413
7.	Wes Chesson	1968-70	2,399
8.	Scottie Montgomery	1996-99	2,379
9.	Corey Thomas	1994-97	2,297
10.	Doug Green	1983-87	2,082
11.	Walter Jones	1988-91	1,968
12.	Cedric Jones	1978-81	1,732
13.	Jomar Wright	2004-07	1,638
14.	Stanley Dorsey	1990-93	1,507
15.	Brad Breedlove	1990-93	1,500
16.	Mark Militello	1980-83	1,493
17.	Roger Boone	1986-89	1,444
18.	Austin Kelly	2007-10	1,439
19.	Richmond Flowers	1997-99	1,415
20.	Chris Castor	1979-82	1,384

Most Receiving Yards Per Game, Career

1.	Wes Chesson (2,399-30)	1968-70	79.97
2.	Conner Vernon (3,749-48)	2009-12	78.10
3.	Clarkston Hines (3,318-44)	1986-89	75.41
4.	Jamison Crowder (3,641-52)	2011-14	70.02
5.	T.J. Rahming (2,919-50)	2015-18	58.38
6.	Donovan Varner (2,660-46)	2008-11	57.83
7.	Eron Riley (2,413-45)	2005-08	53.62

Highest Yards Per Reception, Game (4 rec.)

1.	Tom Powers (4-180)	45.0 vs. Richmond, 1950
2.	Clarkston Hines (6-251)	41.83 vs. Wake Forest, 1989
3.	Eron Riley (6-235)	39.17 vs. Navy, 2007
4.	Dave Dunaway (4-156)	39.00 vs. Rice, 1965
5.	Chuck Herring (4-146)	36.50 vs. Clemson, 1984
6.	Cedric Jones (5-167)	33.40 vs. Virginia, 1981
7.	Eron Riley (4-130)	32.50 vs. Clemson, 2005
8.	Brad Breedlove (5-160)	32.00 vs. Clemson, 1991
	Conner Vernon (4-128)	32.00 vs. Va. Tech, 2009
10.	Walter Jones (5-159)	31.80 vs. Rutgers, 1991
11.	Clarkston Hines (4-123)	30.75 vs. Vanderbilt, 1987
12.	Cedric Jones (6-183)	30.50 vs. Maryland, 1981
13.	Wes Chesson (5-150)	30.00 vs. North Carolina, 1970

Highest Yards Per Reception, Season (25 rec.)

1.	Eron Riley (40-830)	2007	20.75
2.	Chris Castor (46-952)	1982	20.70
3.	Eron Riley (32-643)	2006	20.09
4.	Cedric Jones (42-832)	1981	19.81
5.	Clarkston Hines (57-1,093)	1987	19.18
6.	Clarkston Hines (61-1,149)	1989	18.84
7.	Mike Hart (31-540)	2000	17.42
8.	Chuck Herring (37-627)	1984	16.95
9.	Wes Chesson (47-794)	1968	16.89
10.	Walter Jones (31-518)	1991	16.71
11.	Brad Breedlove (35-524)	1992	16.52
12.	Ben Erdeljac (42-684)	2001	16.29
13.	Donovan Varner (65-1,047)	2009	16.11
14.	Walter Jones (36-578)	1988	16.06
15.	Mike Hart (30-476)	2001	15.87
16.	Troy Slade (31-489)	1974	15.774
17.	Walter Jones (33-520)	1989	15.768
18.	Doug Green (51-804)	1985	15.765
19.	Corey Thomas (45-707)	1997	15.711
20.	Clarkston Hines (68-1,067)	1988	15.69

Highest Yards Per Reception, Career (70 rec.)

1.	Chris Castor (73-1,384)	1979-82	18.96
2.	Clarkston Hines (189-3,318)	1986-89	17.56
3.	Cedric Jones (99-1,732)	1978-81	17.49
4.	Eron Riley (144-2,413)	2005-08	16.77
5.	Walter Jones (119-1,968)	1988-91	16.54
6.	Brad Breedlove (92-1,500)	1990-93	16.30
7.	Troy Slade (82-1,334)	1973-75	16.27
8.	Mike Hart (86-1,370)	1998-01	15.93
9.	Stanley Dorsey (96-1,507)	1990-93	15.70
10.	Dave Dunaway (75-1,145)	1964-66	15.27
11.	Richmond Flowers (93-1,415)	1997-99	15.22
12.	Ron Frederick (92-1,373)	1979-81	14.92
13.	Doug Green (142-2,082)	1983-87	14.66
14.	Wes Chesson (164-2,399)	1968-70	14.63
15.	Jon Jensen (76-1,080)	1992-94	14.21
16.	Dave Colonna (92-1,295)	1986-89	14.08
17.	Corey Thomas (162-2,267)	1994-97	13.99
18.	Henley Carter (91-1,267)	1966-68	13.92
19.	Scottie Montgomery (171-2,379)	1996-99	13.91
20.	Ben Erdeljac (97-1,304)	1997-01	13.44
21.	Jomar Wright (122-1,638)	2004-07	13.43
22.	Conner Vernon (283-3,749)	2009-12	13.25
23.	Tom Hall (83-1,099)	1975-77	13.24
24.	Jamison Crowder (283-3,641)	2011-14	12.87
25.	Donovan Varner (207-2,660)	2008-11	12.85

Most Games, 1+ Pass Reception, Season

1.	Jamison Crowder	2013	14
	Braxton Deaver	2013	14
3.	Jamison Crowder	2012	13
	Desmond Scott	2012	13
	Conner Vernon	2012	13
	Issac Blakeney	2014	13
	Jamison Crowder	2014	13
	Max McCaffrey	2015	13
	T.J. Rahming	2017	13
	Johnathan Lloyd	2018	13
	T.J. Rahming	2018	13
	Chris Taylor	2018	13

Most Games, 1+ Pass Reception, Career

1.	Conner Vernon	2009-12	48
2.	T.J. Rahming	2015-18	47
3.	Jamison Crowder	2011-14	46
4.	Donovan Varner	2008-11	43
5.	Corey Thomas	1994-97	41
	Desmond Scott	2009-12	41
7.	Eron Riley	2005-08	40
8.	Randy Cuthbert	1988-92	38
	Scottie Montgomery	1996-99	38
10.	Doug Green	1983-87	37
	Austin Kelly	2007-10	37
	Max McCaffrey	2012-15	37

Most Games, 2+ Pass Receptions, Season

1.	Jamison Crowder	2013	14
	Braxton Deaver	2013	14
3.	Jamison Crowder	2012	13
	Desmond Scott	2012	13
	Conner Vernon	2012	13
	Jamison Crowder	2014	13
	T.J. Rahming	2017	13
	Johnathan Lloyd	2018	13
9.	Austin Kelly	2009	12
	Donovan Varner	2010	12
	Conner Vernon	2011	12
	Max McCaffrey	2015	12
	T.J. Rahming	2018	12
	Noah Gray	2019	12

Most Games, 2+ Pass Receptions, Career

1.	Conner Vernon	2009-12	47
2.	Jamison Crowder	2011-14	44
3.	T.J. Rahming	2015-18	39
4.	Donovan Varner	2008-11	38
5.	Corey Thomas	1994-97	37
6.	Desmond Scott	2009-12	35
7.	Scottie Montgomery	1996-99	34
	Eron Riley	2005-08	34
9.	Clarkston Hines	1986-89	33
10.	Randy Cuthbert	1988-92	31
11.	Walter Jones	1988-91	29
	Austin Kelly	2007-10	29
	Max McCaffrey	2012-15	29

Most Games, 5+ Pass Receptions, Season

1.	Jamison Crowder	2013	13
2.	Conner Vernon	2012	11
	Jamison Crowder	2014	11
4.	Jamison Crowder	2012	10
5.	Wes Chesson	1970	9
	Roger Boone	1987	9
	Conner Vernon	2010	9
	Conner Vernon	2011	9
9.	Henley Carter	1968	8
	Clarkston Hines	1988	8
	T.J. Rahming	2016	8

Most Games, 5+ Pass Receptions, Career

1.	Conner Vernon	2009-12	34
	Jamison Crowder	2011-14	34
3.	T.J. Rahming	2015-18	24
4.	Clarkston Hines	1986-89	21
5.	Wes Chesson	1968-70	18
	Donovan Varner	2008-11	18
7.	Roger Boone	1986-89	17
	Scottie Montgomery	1996-99	17
9.	Doug Green	1983-87	15
10.	Randy Cuthbert	1988-92	14
11.	Mike Grayson	1980-83	13
	Corey Thomas	1994-97	13

Most Games, 10+ Pass Receptions, Season

1.	Jamison Crowder	2013	4
2.	Roger Boone	1988	3
	Desmond Scott	2012	3
	Conner Vernon	2012	3
5.	Wes Chesson	1970	2
	Mark Militello	1983	2
	Bill Khayat	1994	2
	Conner Vernon	2010	2
	T.J. Rahming	2016	2

Most Games, 10+ Pass Receptions, Career

1.	Conner Vernon	2009-12	6
2.	Jamison Crowder	2011-14	5
	T.J. Rahming	2015-18	5
4.	Roger Boone	1986-89	4
5.	Wes Chesson	1968-70	3
	Mark Militello	1980-83	3
	Donovan Varner	2008-11	3
	Desmond Scott	2009-12	3

Most Consecutive Games, 1+ Pass Reception

1.	Conner Vernon	2009-12	48
2.	Jamison Crowder	2011-14	41
3.	Desmond Scott	2009-12	39
4.	Donovan Varner	2008-11	37
5.	Scottie Montgomery	1996-99	35
6.	Randy Cuthbert	1988-92	34
7.	Roger Boone	1986-89	28
	Clarkston Hines	1986-89	28
9.	Doug Green	1983-87	27
10.	Noah Gray	2018-20	26

Most Consecutive Games, 2+ Pass Receptions

1.	Jamison Crowder	41
	<i>(Last 1 game of 2011; all 13 games of 2012; all 14 games of 2013; all 13 games of 2014)</i>	
2.	Clarkston Hines	28
	<i>(Last 6 games of 1987; all 11 games of 1988; all 11 games of 1989)</i>	
	Conner Vernon	28
	<i>(Last 3 games of 2010; all 12 games of 2011; all 13 games of 2012)</i>	
4.	Donovan Varner	27
	<i>(Last 10 games of 2009; all 12 games in 2010; first 5 games of 2011)</i>	
	T.J. Rahming	27
	<i>(Last 3 games of 2016; all 13 games of 2017; first 11 games of 2018)</i>	
6.	Desmond Scott	21
	<i>(Last 8 games of 2011; all 13 games of 2012)</i>	
7.	Scottie Montgomery	19
	<i>(Last 8 games of 1998; all 11 games of 1999)</i>	
8.	Johnathan Lloyd	18
	<i>(Last 5 games of 2017; all 13 games of 2018)</i>	
	Noah Gray	18
	<i>(All 12 games of 2019; First 6 games of 2020)</i>	
10.	Eron Riley	17
	<i>(Last 7 games of 2007; first 10 games of 2008)</i>	
	Conner Vernon	17
	<i>(Last 9 games of 2009; first 8 games of 2010)</i>	
12.	Roger Boone	16
	<i>(All 11 games of 1987; first 5 games of 1988)</i>	

Most Consecutive Games, 5+ Pass Receptions

1.	Conner Vernon	10
	<i>(Last 3 games of 2010; first 7 games of 2011)</i>	
2.	Jamison Crowder	9
	<i>(Last 2 games of 2012; first 7 games of 2013)</i>	
3.	Clarkston Hines	8
	<i>(Last 6 games of 1987; first 2 games of 1988)</i>	
	Jamison Crowder	8
	<i>(Last 6 games of 2013; first 2 games of 2014)</i>	
5.	Wes Chesson	7
	<i>(Last 3 games of 1969; first 4 games of 1970)</i>	
	Roger Boone	7
	<i>(Last 6 games of 1987; first game of 1988)</i>	
	Jamison Crowder	7
	<i>(Last 7 games of 2014)</i>	
8.	Mike Grayson	6
	<i>(Games 2-7 of 1983)</i>	
	Conner Vernon	6
	<i>(First 6 games of 2012)</i>	

Most Touchdown Receptions, Game

1.	Corey Thomas	4 vs. Georgia Tech, 1997
	Eron Riley	4 vs. Navy, 2007
3.	Stan Crisson	3 vs. Clemson, 1963
	Dave Dunaway	3 vs. Rice, 1965
	Chris Castor	3 vs. Wake Forest, 1982
	Doug Green	3 vs. North Carolina, 1985
	Clarkston Hines	3 vs. Georgia Tech, 1987
	Clarkston Hines	3 vs. N.C. State, 1987
	Clarkston Hines	3 vs. Tennessee, 1988
	Clarkston Hines	3 vs. Army West Point, 1989
	Clarkston Hines	3 vs. Wake Forest, 1989
	Clarkston Hines	3 vs. North Carolina, 1989
	Eron Riley	3 vs. Navy, 2008

Most Touchdown Receptions, Season

1.	Clarkston Hines	1989	17
2.	Chris Castor	1982	13
3.	Clarkston Hines	1987	11
4.	Cedric Jones	1981	10
	Clarkston Hines	1988	10
6.	Eron Riley	2007	9
7.	Doug Green	1985	8
	Corey Thomas	1994	8
	Eron Riley	2008	8
	Donovan Varner	2009	8
	Jamison Crowder	2012	8
	Conner Vernon	2012	8
	Jamison Crowder	2013	8
	T.J. Rahming	2018	8
15.	Stan Crisson	1963	7
	Keith Ewell	1988	7
	Corey Thomas	1997	7
	Issac Blakeney	2014	7

Most Touchdown Receptions, Career

1.	Clarkston Hines	1986-89	38
2.	Corey Thomas	1994-97	25
3.	Jamison Crowder	2011-14	23
4.	Eron Riley	2005-08	22
5.	Cedric Jones	1978-81	21
	Conner Vernon	2009-12	21
7.	Doug Green	1983-87	18
8.	Chris Castor	1978-82	17
	Walter Jones	1988-91	17
10.	Stanley Dorsey	1990-93	13
	Scottie Montgomery	1996-99	13
	Donovan Varner	2008-11	13
	T.J. Rahming	2015-18	13

Most Seasons, 3+ Touchdown Receptions

1.	Walter Jones (1988-89-90-91)	4
	Corey Thomas (1994-95-96-97)	4
	Conner Vernon (2009-10-11-12)	4
4.	Wes Chesson (1968-69-70)	3
	Cedric Jones (1979-80-81)	3
	Clarkston Hines (1987-88-89)	3
	Stanley Dorsey (1990-92-93)	3
	Scottie Montgomery (1997-98-99)	3
	Eron Riley (2006-07-08)	3
	Jamison Crowder (2012-13-14)	3
	Max McCaffrey (2013-14-15)	3

Most Seasons, 5+ Touchdown Receptions

1.	Clarkston Hines (1987-88-89)	3
	Corey Thomas (1994-95-97)	3
	Jamison Crowder (2012-13-14)	3
4.	Cedric Jones (1980-81)	2
	Doug Green (1985-86)	2
	Walter Jones (1990-91)	2
	Eron Riley (2007-08)	2
	Conner Vernon (2011-12)	2

Most Seasons, 10+ Touchdown Receptions

1.	Clarkston Hines (1987-88-89)	3
2.	Cedric Jones (1981)	1
	Chris Castor (1982)	1

Most Consecutive Games, 1+ TD Reception

1. Chris Castor	6
<i>(1982: Tennessee, S. Carolina, Virginia, Navy, Va. Tech & Clemson)</i>	
Clarkston Hines	6
<i>(1987: GT, WF, N.C. State & N. Carolina; 1988: NW & Tenn.)</i>	
3. Cedric Jones	5
<i>(1981: Virginia, East Carolina, Virginia Tech, Clemson & Maryland)</i>	
4. Clarkston Hines	4
<i>(1988: N.C. State & N. Carolina; 1989: S. Carolina & Northwestern)</i>	
Clarkston Hines	4
<i>(1989: Virginia, Clemson, Army West Point & Maryland)</i>	
Corey Thomas	4
<i>(1996: N.C. State, Wake Forest & N. Carolina; 1997: N.C. State)</i>	

Most Games, 2+ TD Receptions, Season

1. Clarkston Hines	1989	5
2. Chris Castor	1982	4
Clarkston Hines	1987	4

Most Games, 2+ TD Receptions, Career

1. Clarkston Hines	1986-89	10
2. Chris Castor	1978-82	5
Conner Vernon	2009-12	5
Jamison Crowder	2011-14	5
5. Cedric Jones	1978-81	4
Doug Green	1983-87	4
Walter Jones	1988-91	4
Corey Thomas	1994-97	4
Eron Riley	2005-08	4

Most Touchdown Receptions of 20+ Yards, Game

1. Tom Powers (66, 48 & 46)	3 vs. Richmond, 1950
Chris Castor (42, 38 & 35)	3 vs. Wake Forest, 1982
Eron Riley (76, 69 & 35)	3 vs. Navy, 2007
4. 30 with 2; last Jalon Calhoun (38 & 24)	2 vs. North Carolina A&T, 2019

Most Touchdown Receptions of 20+ Yards, Season

1. Chris Castor	1982	9
2. Clarkston Hines	1987	7
Jamison Crowder	2012	7
4. Cedric Jones	1981	6
Clarkston Hines	1989	6
Corey Thomas	1994	6
Eron Riley	2007	6
8. Keith Ewell	1988	5
Eron Riley	2008	5
Donovan Varner	2009	5
Conner Vernon	2012	5

Most Touchdown Receptions of 20+ Yards, Career

1. Jamison Crowder	2011-14	16
2. Clarkston Hines	1986-89	14
Eron Riley	2005-08	14
4. Chris Castor	1978-80, 82	13
Corey Thomas	1994-97	13
Conner Vernon	2009-12	13
7. Cedric Jones	1978-81	10
Walter Jones	1988-91	10
9. Doug Green	1983, 85-87	9
10. Scottie Montgomery	1996-99	8

Most Touchdown Receptions of 50+ Yards, Game

1. Dave Dunaway (60 & 62)	2 vs. Rice, 1965
Clarkston Hines (76 & 97)	2 vs. Wake Forest, 1989
Brad Breedlove (55 & 72)	2 vs. Clemson, 1991
Eron Riley (69 & 76)	2 vs. Navy, 2007
Conner Vernon (51 & 70)	2 vs. Wake Forest, 2010

Most Touchdown Receptions of 50+ Yards, Season

1. Jamison Crowder	2012	5
2. Eron Riley	2007	4
Jamison Crowder	2013	4
4. Conner Vernon	2010	3
Johnathan Lloyd	2018	3
6. Buddy Mulligan	1946	2
Ed Post	1954	2
Mark Leggett	1961	2
Dave Dunaway	1965	2
Dave Dunaway	1966	2
Troy Slade	1973	2
Cedric Jones	1979	2
Chris Castor	1980	2
Clarkston Hines	1989	2
Walter Jones	1990	2
Brad Breedlove	1991	2

Most Touchdown Receptions of 50+ Yards, Career

1. Jamison Crowder	2011-14	10
2. Eron Riley	2005-08	5
3. Dave Dunaway	1964-66	4
Walter Jones	1988-91	4
Conner Vernon	2009-12	4
Johnathan Lloyd	2015-18	4
7. Cedric Jones	1978-81	3
Chris Castor	1978-82	3
Clarkston Hines	1986-89	3

100-Yard Receiving Games, Season

1. Jamison Crowder	2013	7
2. Clarkston Hines	1987	6
Clarkston Hines	1988	6
Clarkston Hines	1989	6
5. Wes Chesson	1970	5
Donovan Varner	2009	5
Jamison Crowder	2012	5
Conner Vernon	2012	5
9. Wes Chesson	1968	4
Conner Vernon	2010	4
Jamison Crowder	2014	4

100-Yard Receiving Games, Career

1. Clarkston Hines	1986-89	18
2. Jamison Crowder	2011-14	16
3. Conner Vernon	2009-12	14
4. Wes Chesson	1968-70	9
Donovan Varner	2008-11	9
6. T.J. Rahming	2015-18	8
7. Mark Militello	1981-83	6
Doug Green	1983-87	6
Eron Riley	2005-08	6
10. Richmond Flowers	1997-99	5
11. Cedric Jones	1978-81	4
Stanley Dorsey	1990-93	4
Scottie Montgomery	1996-99	4

Most Consecutive Games, 100+ Receiving Yards

1. Clarkston Hines	7
<i>(1987: WF, NCS & NC; 1988: NW, TENN, CIT & UVA)</i>	
2. Four tied with last T.J. Rahming	3
<i>(2016: North Carolina, Pittsburgh & Miami)</i>	

Most Seasons, 50+ Receptions

1. Conner Vernon (2009-10-11-12)	4
2. Clarkston Hines (1987-88-89)	3
Scottie Montgomery (1997-98-99)	3
Donovan Varner (2009-10-11)	3
Jamison Crowder (2012-13-14)	3
T.J. Rahming (2016-17-18)	3

Most Seasons, 60+ Receptions

1. Donovan Varner (2009-10-11)	3
Conner Vernon (2010-11-12)	3
Jamison Crowder (2012-13-14)	3
T.J. Rahming (2016-17-18)	3
5. Roger Boone (1987-88)	2
Clarkston Hines (1988-89)	2

Most Seasons, 70+ Receptions

1. Conner Vernon (2010-11-12)	3
Jamison Crowder (2012-13-14)	3
3. T.J. Rahming (2016-18)	2
4. Wes Chesson (1970)	1
Roger Boone (1973)	1

Most Seasons, 80+ Receptions

1. Jamison Crowder (2013-14)	2
2. Conner Vernon (2012)	1

Most Seasons, 90+ Receptions

1. Jamison Crowder (2013)	1
---------------------------	---

Most Seasons, 100+ Receptions

1. Jamison Crowder (2013)	1
---------------------------	---

Most Seasons, 500+ Receiving Yards

1.	Corey Thomas (1994-95-96-97)	4
	Conner Vernon (2009-10-11-12)	4
	T.J. Rahming (2015-16-17-18)	4
4.	Wes Chesson (1968-69-70)	3
	Clarkston Hines (1987-88-89)	3
	Walter Jones (1988-89-91)	3
	Scottie Montgomery (1997-98-99)	3
	Eron Riley (2006-07-08)	3
	Donovan Varner (2009-10-11)	3
	Jamison Crowder (2012-13-14)	3

Most Seasons, 600+ Receiving Yards

1.	Conner Vernon (2009-10-11-12)	4
2.	Clarkston Hines (1987-88-89)	3
	Scottie Montgomery (1997-98-99)	3
	Eron Riley (2006-07-08)	3
	Donovan Varner (2009-10-11)	3
	Jamison Crowder (2012-13-14)	3
	T.J. Rahming (2016-17-18)	3

Most Seasons, 700+ Receiving Yards

1.	Conner Vernon (2009-10-11-12)	4
2.	Clarkston Hines (1987-88-89)	3
	Donovan Varner (2009-10-11)	3
	Jamison Crowder (2012-13-14)	3
	T.J. Rahming (2016-17-18)	3
6.	Wes Chesson (1968-70)	2
	Scottie Montgomery (1998-99)	2

Most Seasons, 800+ Receiving Yards

1.	Clarkston Hines (1987-88-89)	3
	Conner Vernon (2010-11-12)	3
	Jamison Crowder (2012-13-14)	3

Most Seasons, 900+ Receiving Yards

1.	Clarkston Hines (1987-88-89)	3
	Conner Vernon (2010-11-12)	3
	Jamison Crowder (2012-13-14)	3
4.	Wes Chesson (1970)	1
	Chris Castor (1982)	1
	Donovan Varner (2009)	1

Most Seasons, 1,000+ Receiving Yards

1.	Clarkston Hines (1987-88-89)	3
	Jamison Crowder (2012-13-14)	3
3.	Wes Chesson (1970)	1
	Donovan Varner (2009)	1
	Conner Vernon (2012)	1

Two Players, 10+ Receptions, Game

1.	Virginia, 1995	
	Corey Thomas (13) & Marc Wilson (10)	
2.	Stanford, 2012	
	Desmond Scott (11) & Jamison Crowder (10)	

Two Players, 100+ Receiving Yards, Game

1.	Wake Forest, 1980	Ron Frederick (6-135) & Cedric Jones (7-104)
2.	North Carolina, 1983	Scott Russell (7-102) & Doug Green (5-101)
3.	Vanderbilt, 1987	Clarkston Hines (4-123) & Doug Green (6-100)
4.	N.C. State, 1987	Clarkston Hines (11-192) & Dave Colonna (6-101)
5.	The Citadel, 1988	Walter Jones (7-139) & Clarkston Hines (3-108)
6.	North Carolina, 1988	Roger Boone (11-138) & Clarkston Hines (8-104)
7.	North Carolina, 1993	Jon Jensen (3-107) & Stanley Dorsey (7-104)
8.	North Carolina, 1994	Jon Jensen (14-174) & Bill Khayat (8-104)
9.	Virginia, 1995	Marc Wilson (10-156) & Corey Thomas (13-132)
10.	Maryland, 1999	Richmond Flowers (8-173) & S. Montgomery (9-121)
11.	Clemson, 2005	Eron Riley (4-130) & Ben Patrick (10-100)
12.	Maryland, 2009	Donovan Varner (8-120) & Conner Vernon (5-102)
13.	Virginia, 2009	Donovan Varner (7-113) & Conner Vernon (7-103)
14.	Elon, 2010	Conner Vernon (10-129) & Donovan Varner (7-123)
15.	FIU, 2011	Conner Vernon (8-117) & Donovan Varner (7-111)
16.	FIU, 2012	Conner Vernon (10-180) & Jamison Crowder (6-102)
17.	Miami, 2012	Jamison Crowder (8-203) & Conner Vernon (11-109)
18.	Texas A&M, 2013	Jamison Crowder (12-163) & Braxton Deaver (6-116)
19.	Wake Forest, 2014	Issac Blakeney (7-107) & Jamison Crowder (8-102)
20.	Virginia, 2015	T.J. Rahming (12-190) & Anthony Nash (5-104)

Two Players, 600+ Receiving Yards, Season

1.	Henley Carter (892) & Wes Chesson (794)	1968
2.	Chris Castor (952) & Mark Militello (725)	1982
3.	Clarkston Hines (1,067) & Roger Boone (630)	1988
4.	Corey Thomas (707) & Scottie Montgomery (633)	1997
5.	Scottie Montgomery (793) & Richmond Flowers (704)	1998
6.	Scottie Montgomery (819) & Richmond Flowers (649)	1999
7.	Donovan Varner (1,047), Conner Vernon (746) & Austin Kelly (625)	2009
8.	Conner Vernon (973) & Donovan Varner (736)	2010
9.	Conner Vernon (956) & Donovan Varner (713)	2011
10.	Jamison Crowder (1,074), Conner Vernon (1,074) & Desmond Scott (666)	2012
11.	Jamison Crowder (1,360) & Braxton Deaver (600)	2013
12.	T.J. Rahming (811) & Johnathan Lloyd (604)	2018

Two Players, 700+ Receiving Yards, Season

1.	Henley Carter (892) & Wes Chesson (794)	1968
2.	Chris Castor (952) & Mark Militello (725)	1982
3.	Scottie Montgomery (793) & Richmond Flowers (704)	1998
4.	Donovan Varner (1,047) & Conner Vernon (746)	2009
5.	Conner Vernon (973) & Donovan Varner (736)	2010
6.	Conner Vernon (956) & Donovan Varner (713)	2011
7.	Jamison Crowder (1,074) & Conner Vernon (1,074)	2012

Two Players, 800+ Receiving Yards, Season

1.	Jamison Crowder (1,074) & Conner Vernon (1,074)	2012
----	---	------

Two Players, 900+ Receiving Yards, Season

1.	Jamison Crowder (1,074) & Conner Vernon (1,074)	2012
----	---	------

Two Players, 1,000+ Receiving Yards, Season

1.	Jamison Crowder (1,074) & Conner Vernon (1,074)	2012
----	---	------

Three Players, 500+ Receiving Yards, Season

1.	Clarkston Hines (1,067), Roger Boone (630), Walter Jones (578) & Dave Colonna (524)	1988
2.	Bill Khayat (562), Corey Thomas (558) & Jon Jensen (526)	1994
3.	Donovan Varner (1,047), Conner Vernon (746) & Austin Kelly (625)	2009
4.	Jamison Crowder (1,074), Conner Vernon (1,074) & Desmond Scott (666)	2012

Three Players, 600+ Receiving Yards, Season

1.	Donovan Varner (1,047), Conner Vernon (746) & Austin Kelly (625)	2009
2.	Jamison Crowder (1,074), Conner Vernon (1,074) & Desmond Scott (666)	2012

Four Players, 500+ Receiving Yards, Season

1.	Clarkston Hines (1,067), Roger Boone (630), Walter Jones (578) & Dave Colonna (524)	1988
----	---	------

Two Players, 5+ Receiving TDs, Season

1.	Clarkston Hines (10) & Keith Ewell (7)	1988
2.	Scottie Montgomery (5) & Richmond Flowers (5)	1999
3.	Eron Riley (9) & Jomar Wright (5)	2007
4.	Jamison Crowder (8) & Conner Vernon (8)	2012
5.	Issac Blakeney (7) & Jamison Crowder (6)	2014
6.	T.J. Rahming (8), Davis Koppenhaver (7) & Johnathan Lloyd (5)	2018

Two Players, 6+ Receiving TDs, Season

1.	Clarkston Hines (10) & Keith Ewell (7)	1988
2.	Jamison Crowder (8) & Conner Vernon (8)	2012
3.	Issac Blakeney (7) & Jamison Crowder (6)	2014
4.	T.J. Rahming (8) & Davis Koppenhaver (7)	2018

Two Players, 7+ Receiving TDs, Season

1.	Clarkston Hines (10) & Keith Ewell (7)	1988
2.	Jamison Crowder (8) & Conner Vernon (8)	2012
3.	T.J. Rahming (8) & Davis Koppenhaver (7)	2018

Two Players, 8+ Receiving TDs, Season

1.	Jamison Crowder (8) & Conner Vernon (8)	2012
----	---	------

Most Pass Receptions, 2 Teammates, Season

1.	Conner Vernon (85) & Jamison Crowder (76), 2012	161
2.	Jamison Crowder (108) & Braxton Deaver (46), 2013	154
3.	Conner Vernon (85) & Desmond Scott (66), 2012	151
4.	Jamison Crowder (108) & Brandon Braxton (39), 2013	147
5.	Jamison Crowder (76) & Desmond Scott (66), 2012	142
6.	Roger Boone (73) & Clarkston Hines (68), 1988	141
7.	Jamison Crowder (108) & Max McCaffrey (26), 2013	134
8.	Conner Vernon (73) & Donovan Varner (60), 2010	133
9.	Jamison Crowder (85) & Issac Blakeney (47), 2014	132
10.	Conner Vernon (70) & Donovan Varner (61), 1983	131

Most Pass Receptions, 3 Teammates, Season

1.	Conner Vernon (85), Jamison Crowder (76) & Desmond Scott (66), 2012	227
2.	Conner Vernon (85), Jamison Crowder (76) & Isaac Blakeney (32), 2012	193
	Jamison Crowder (108), Braxton Deaver (46) & Brandon Braxton (39), 2013	193
4.	Conner Vernon (85), Jamison Crowder (76) & Juwan Thompson (24), 2012	185
5.	Conner Vernon (73), Donovan Varner (60) & Austin Kelly (47), 2010	180
	Jamison Crowder (108), Braxton Deaver (46) & Max McCaffrey (29), 2013	180
7.	Roger Boone (73), Clarkston Hines (68) & Walter Jones (36), 1988	177
8.	Mike Grayson (66), Mark Militello (63) & Scott Russell (47), 1983	176
9.	Donovan Varner (65), Conner Vernon (55) & Austin Kelly (54), 2009	174
	Conner Vernon (70), Donovan Varner (61) & Cooper Helfet (43), 2011	174
	Jamison Crowder (76), Desmond Scott (66) & Isaac Blakeney (32), 2012	174

Most Receiving Yards, 2 Teammates, Season

1.	Jamison Crowder (1,074) & Conner Vernon (1,074), 2012	2,148
2.	Jamison Crowder (1,360) & Braxton Deaver (600), 2013	1,960
3.	Donovan Varner (1,047) & Conner Vernon (746), 2009	1,793
4.	Jamison Crowder (1,074) & Desmond Scott (666), 2012	1,740
	Conner Vernon (1,074) & Desmond Scott (666), 2012	1,740
6.	Jamison Crowder (1,360) & Brandon Braxton (361), 2013	1,721
7.	Conner Vernon (973) & Donovan Varner (736), 2010	1,709
8.	Roger Boone (630) & Clarkston Hines (1,067), 1988	1,697
9.	Henley Carter (892) & Wes Chesson (794), 1968	1,686
10.	Roger Boone (587) & Clarkston Hines (1,093), 1987	1,680

Most Receiving Yards, 3 Teammates, Season

1.	Jamison Crowder (1,074), Conner Vernon (1,074) & Desmond Scott (666), 2012	2,814
2.	Donovan Varner (1,047), Conner Vernon (746) & Austin Kelly (625), 2009	2,418
3.	Jamison Crowder (1,360), Braxton Deaver (600) & Brandon Braxton (361), 2013	2,321
4.	Clarkston Hines (1,067), Roger Boone (630) & Walter Jones (578), 1988	2,275

Most Pass Receptions, 2 WRs

1.	Conner Vernon (85) & Jamison Crowder (76), 2012	161
2.	Conner Vernon (85) & Desmond Scott (66), 2012	151
3.	Jamison Crowder (108) & Brandon Braxton (39), 2013	147
4.	Jamison Crowder (76) & Desmond Scott (66), 2012	142
5.	Jamison Crowder (108) & Max McCaffrey (26), 2013	134
6.	Conner Vernon (73) & Donovan Varner (60), 2010	133
7.	Jamison Crowder (85) & Issac Blakeney (47), 2014	132
8.	Conner Vernon (70) & Donovan Varner (61), 2011	131
9.	Jamison Crowder (108) & Issac Blakeney (19), 2013	127
10.	T.J. Rahming (75) & Johnathan Lloyd (51), 2018	126
11.	Jamison Crowder (108) & Johnell Barnes (15), 2013	123

Most Pass Receptions, 2 TEs

1.	Bill Khayat (49) & John Farquhar (22), 1994	71
2.	Tee Moorman (54) & Paul Widener (13), 1960	67
3.	Jeff Hodrick (34) & Bill Khayat (23), 1995	57
4.	Ben Patrick (32) & Andy Roland (20), 2004	52
	Noah Gray (51) & Jake Marwede (1), 2019	52
6.	Cooper Helfet (43) & Braxton Deaver (8), 2011	51
	Erich Schneider (30) & Daniel Helm (21), 2016	51
8.	Issac Blakeney (32) & David Reeves (18), 2012	50
9.	Dave Colonna (35) & Bud Zuberer (14), 1989	49
	Braxton Deaver (46) & David Reeves (3), 2013	49
11.	Aaron Shaw (28) & John Farquhar (20), 1991	48
	Jeff Hodrick (34) & Gerald Ford (14), 1996	48

Most Pass Receptions, 2 RBs

1.	Mike Grayson (66) & Julius Grantham (27), 1983	93
2.	Roger Boone (73) & John Rymiszewski (14), 1988	87
3.	Roger Boone (62) & Stanley Monk (21), 1987	83
4.	Randy Cuthbert (50) & Roger Boone (32), 1989	82
5.	Randy Cuthbert (46) & Chris Brown (14), 1990	60
	Randy Cuthbert (37) & Robert Baldwin (23), 1992	60
7.	Chris Brown (38) & Ray Wright (18), 1991	56
8.	Shaquille Powell (35) & Shaun Wilson (19), 2015	54
9.	Mike Grayson (40) & Joel Blunk (11), 1982	51
10.	Robert Baldwin (29) & David Lowman (21), 1993	50
	Shaun Wilson (36) & Brittain Brown (14), 2017	50

Most Pass Receptions, WR-TE-RB Combination

1.	Mike Grayson (66), Mark Militello (63) & Scott Russell (47), 1983	176
2.	Clarkston Hines (68), Dave Colonna (34) & Roger Boone (73), 1988	175
3.	Jamison Crowder (108), Braxton Deaver (46) & Jela Duncan (13), 2013	167
4.	Jamison Crowder (108), Braxton Deaver (46) & Shaquille Powell (8), 2013	162
5.	Jamison Crowder (108), Braxton Deaver (46) & Juwan Thompson (7), 2013	161
6.	Jamison Crowder (108), Braxton Deaver (46) & Josh Snead (6), 2013	160
7.	Clarkston Hines (61), Dave Colonna (35) & Randy Cuthbert (50), 1989	146
8.	Mark Militello (52), Carl Franks (49) & Mike Grayson (40), 1982	141
	Clarkston Hines (57), Dave Colonna (22) & Roger Boone (62), 1987	141
	Conner Vernon (73), Cooper Helfet (34) & Desmond Scott (34), 2010	141
	Conner Vernon (85), Issac Blakeney (32) & Juwan Thompson (24), 2012	141

Most Pass Receptions, WR-RB Combination

1.	Roger Boone (73) & Clarkston Hines (68), 1988	141
2.	Mike Grayson (66) & Mark Militello (63), 1983	129
3.	Jamison Crowder (108) & Jela Duncan (13), 2013	121
4.	Roger Boone (62) & Clarkston Hines (57), 1987	119
5.	Jamison Crowder (108) & Shaquille Powell (8), 2013	116
6.	Jamison Crowder (108) & Juwan Thompson (7), 2013	115
7.	Jamison Crowder (108) & Josh Snead (6), 2013	114
8.	Clarkston Hines (61) & Randy Cuthbert (50), 1989	111
9.	Walter Jones (36) & Roger Boone (73), 1988	109
	Conner Vernon (85) & Juwan Thompson (24), 2012	109

Most Pass Receptions, WR-TE Combination

1.	Jamison Crowder (108) & Braxton Deaver (46), 2013	154
2.	Conner Vernon (85) & Issac Blakeney (32), 2012	117
3.	Conner Vernon (70) & Cooper Helfet (43), 2011	113
4.	Jamison Crowder (108) & David Reeves (3), 2013	111
5.	Mike Grayson (66) & Scott Russell (47), 1983	110
6.	Jamison Crowder (76) & Issac Blakeney (32), 2012	108
7.	Conner Vernon (73) & Cooper Helfet (34), 2010	107
8.	Donovan Varner (61) & Cooper Helfet (43), 2011	104
9.	Conner Vernon (85) & David Reeves (18), 2012	103
10.	Clarkston Hines (68) & Dave Colonna (34), 1988	102

Most Players, 10+ Pass Receptions

1.	2008 (Eron Riley 61, Johnny Williams 30, Jay Hollingsworth 25, Donovan Varner 21, Raphael Chestnut 19, Tielor Robinson 16, Brett Huffman 12, Clifford Harris 14, Sheldon Bell 14, Austin Kelly 13, Tony Jackson 12)	11
2.	1991	10
	2015	10
	2021	10
5.	Nine times; last 2016	9

Most Players, 20+ Pass Receptions

1.	2002 (Khary Sharpe 30, Senterrio Landrum 29, Lance Johnson 25, Andy Roland 22, Reggie Love 22, Chris Douglas 21, Calen Powell 20, Alex Wade 20)	8
2.	1995	7
3.	1992	6
	1993	6
	2011	6
	2015	6
	2016	6
	2018	6
9.	10 times; last 2019	5

Most Players, 30+ Pass Receptions

1.	1989 (Clarkston Hines 61, Randy Cuthbert 50, Dave Colonna 35, Walter Jones 33, Roger Boone 32)	5
	2010 (Conner Vernon 73, Donovan Varner 60, Austin Kelly 47, Cooper Helfet 34, Desmond Scott 34)	5
	2015 (Max McCaffrey 52, T.J. Rahming 43, Shaquille Powell 35, Johnell Barnes 34, Anthony Nash 32)	5
4.	1982	4
	1988	4
	1994	4
	2009	4
	2011	4
	2012	4
10.	11 times; last 2018	3

Most Players, 40+ Pass Receptions

1.	1982 (Mark Militello 52, Carl Franks 49, Chris Castor 46, Mike Grayson 40)	4
	2011 (Conner Vernon 70, Donovan Varner 61, Cooper Helfet 43, Brandon Braxton 40)	4
3.	1983	3
	2009	3
	2010	3
	2012	3

Most Players, 50+ Pass Receptions

1.	2009 (Donovan Varner 65, Conner Vernon 55, Austin Kelly 54)	3
	2012 (Conner Vernon 85, Jamison Crowder 76, Desmond Scott 66)	3
3.	1983 (Mike Grayson 66, Mark Militello 63)	2
	1987 (Roger Boone 62, Clarkston Hines 57)	2
	1988 (Roger Boone 73, Clarkston Hines 68)	2
	1989 (Clarkston Hines 61, Randy Cuthbert 50)	2
	2010 (Conner Vernon 73, Donovan Varner 60)	2
	2011 (Conner Vernon 70, Donovan Varner 61)	2
	2018 (T.J. Rahming 75, Johnathan Lloyd 51)	2

Most Players, 60+ Pass Receptions

1.	2012 (Conner Vernon 85, Jamison Crowder 76, Desmond Scott 66)	3
2.	1983 (Mike Grayson 66, Mark Militello 63)	2
	1988 (Roger Boone 62, Clarkston Hines 57)	2
	2010 (Conner Vernon 73, Donovan Varner 60)	2
	2011 (Conner Vernon 70, Donovan Varner 61)	2

Most Players, 70+ Pass Receptions

1.	2012 (Conner Vernon 85, Jamison Crowder 76)	2
----	---	---

Most Pass Receptions By A WR, Game

1. Corey Thomas	16 vs. Georgia Tech, 1997
2. Jon Jensen	14 vs. North Carolina, 1994
3. Henley Carter	13 vs. Clemson, 1968
Wes Chesson	13 vs. Clemson, 1970
Mark Militello	13 vs. Clemson, 1983
Mark Militello	13 vs. Georgia Tech, 1983
Corey Thomas	13 vs. Virginia, 1995

Most Pass Receptions By A WR, Season

1. Jamison Crowder	2013	108
2. Conner Vernon	2012	85
Jamison Crowder	2014	85
4. Jamison Crowder	2012	76
5. T.J. Rahming	2018	75
6. Wes Chesson	1970	74
7. Conner Vernon	2010	73
8. Conner Vernon	2011	70
T.J. Rahming	2016	70
10. Clarkston Hines	1988	68
11. Desmond Scott	2012	66
12. Henley Carter	1968	65
Donovan Varner	2009	65
T.J. Rahming	2017	65

Most Pass Receptions By A WR, Career

1. Conner Vernon	2009-12	283
Jamison Crowder	2011-14	283
3. T.J. Rahming	2015-18	253
4. Donovan Varner	2008-11	207
5. Clarkston Hines	1986-89	189
6. Scottie Montgomery	1996-99	171
7. Corey Thomas	1994-97	165
8. Wes Chesson	1968-70	164
9. Eron Riley	2005-08	144
10. Doug Green	1983-87	142

Most Touchdown Receptions By A WR, Game

1. Corey Thomas	4 vs. Georgia Tech, 1997
Eron Riley	4 vs. Navy, 2007
3. Chris Castor	3 vs. Wake Forest, 1982
Doug Green	3 vs. North Carolina, 1985
Clarkston Hines	3 vs. Georgia Tech, 1987
Clarkston Hines	3 vs. N.C. State, 1987
Clarkston Hines	3 vs. Tennessee, 1988
Clarkston Hines	3 vs. Army West Point, 1989
Clarkston Hines	3 vs. Wake Forest, 1989
Clarkston Hines	3 vs. North Carolina, 1989
Eron Riley	3 vs. Navy, 2008

Most Touchdown Receptions By A WR, Season

1. Clarkston Hines	1989	17
2. Chris Castor	1982	13
3. Clarkston Hines	1987	11
4. Cedric Jones	1981	10
Clarkston Hines	1988	10
6. Eron Riley	2007	9
7. Doug Green	1985	8
Corey Thomas	1994	8
Eron Riley	2008	8
Donovan Varner	2009	8
Jamison Crowder	2012	8
Conner Vernon	2012	8
Jamison Crowder	2013	8
T.J. Rahming	2018	8

Most Touchdown Receptions By A WR, Career

1. Clarkston Hines	1986-89	38
2. Corey Thomas	1994-97	25
3. Jamison Crowder	2011-14	23
4. Eron Riley	2005-08	22
5. Cedric Jones	1978-81	21
Conner Vernon	2009-12	21
7. Chris Castor	1978-82	17
Walter Jones	1988-91	17
9. Doug Green	1983-87	16
10. Stanley Dorsey	1990-93	13
Scottie Montgomery	1996-99	13
Donovan Varner	2008-11	13
T.J. Rahming	2015-18	13

Most Pass Receptions By A TE, Game

1. Corren Youmans	12 vs. N.C. State, 1950
2. Tee Moorman	11 vs. South Carolina, 1960
Dave Dunaway	11 vs. Maryland, 1966
Bill Khayat	11 vs. Wisconsin, 1994
5. Bill Khayat	10 vs. Clemson, 1994
Mike Hart	10 vs. N.C. State, 2001
Ben Patrick	10 vs. Clemson, 2005

Most Pass Receptions By A TE, Season

1. Tee Moorman	1960	54
2. Noah Gray	2019	51
3. Carl Franks	1982	49
Bill Khayat	1994	49
5. Stan Crisson	1963	48
6. Scott Russell	1983	47
7. Braxton Deaver	2013	46
8. Dave Dunaway	1966	43
Cooper Helfet	2011	43
10. Corren Youmans	1950	40
11. Chuck Drulis	1965	39
Jason Cooper	1986	39
13. Dave Colonna	1989	35
Aaron Shaw	1990	35
15. Dave Colonna	1988	34
Jeff Hodrick	1995	34
Jeff Hodrick	1996	34
Cooper Helfet	2010	34

Most Pass Receptions By A TE, Career

1. Noah Gray	2017-20	105
2. Stan Crisson	1961-63	98
3. Bill Khayat	1992-95	93
4. Dave Colonna	1986-89	92
5. Jason Cooper	1984-87	87
6. Mike Hart	1998-01	86
7. Ben Patrick	2003-05	79
8. Jeff Hodrick	1994-97	78
9. Cooper Helfet	2010-11	77
10. Chuck Drulis	1963-65	76

Most Touchdown Receptions By A TE, Game

1. Stan Crisson	3 vs. Clemson, 1963
Dave Dunaway	3 vs. Rice, 1965

Most Touchdown Receptions By A TE, Season

1. Stan Crisson	1963	7
Davis Koppenhaver	2018	7
3. Howard Pitt	1952	6
4. Dave Dunaway	1965	5
5. Chuck Drulis	1964	4
Glenn Sandefur	1977	4
Dan Clark	1992	4
Mike Hart	2001	4
Brandon King	2007	4
Cooper Helfet	2011	4
Braxton Deaver	2013	4

Most Touchdown Receptions By A TE, Career

1. Davis Koppenhaver	2014-18	12
2. Stan Crisson	1961-63	10
3. Dave Dunaway	1964-66	9
4. Noah Gray	2017-20	8
5. Bill Khayat	1992-95	7
Andy Roland	2002-05	7
David Reeves	2012-15	7
Erich Schneider	2012-16	7
9. Howard Pitt	1951-53	6
Chuck Drulis	1963-65	6
Mike Hart	1998-01	6
Cooper Helfet	2010-11	6
Braxton Deaver	2011-15	6
Daniel Helm	2016-18	6
15. Tee Moorman	1958-60	5
Jason Cooper	1984-87	5
Dave Colonna	1986-89	5
Dan Clark	1990-93	5
Brandon King	2006-10	5

Most Pass Receptions By A RB, Game

1. Roger Boone	15 vs. Vanderbilt, 1988
2. Roger Boone	13 vs. Wake Forest, 1988
3. Mike Grayson	12 vs. South Carolina, 1983
Roger Boone	12 vs. Georgia Tech, 1987
5. Roger Boone	11 vs. North Carolina, 1988

Most Pass Receptions By A RB, Season

1. Roger Boone	1988	73
2. Mike Grayson	1983	66
3. Roger Boone	1987	62
4. Randy Cuthbert	1989	50
5. Randy Cuthbert	1990	46
6. Mike Grayson	1982	40
7. Chris Brown	1991	38
8. Randy Cuthbert	1992	37
9. Robert Baldwin	1994	36
Shaun Wilson	2017	36
11. Shaquille Powell	2015	35
12. Desmond Scott	2010	34
13. Roger Boone	1989	32
14. Julius Grantham	1986	30
15. Deon Jackson	2019	29
16. Julius Grantham	1983	27
17. Chris Douglas	2001	26
Deon Jackson	2018	26
19. Joel Blunk	1983	25
Jay Hollingsworth	2008	25
Desmond Scott	2011	25
22. Tracy Smith	1985	24
Laymarr Marshall	1995	24
Ronnie Drummer	2007	24
Juwan Thompson	2012	24

Most Pass Receptions By A RB, Career

1. Roger Boone	1986-89	168
2. Randy Cuthbert	1988-92	147
3. Mike Grayson	1980-83	141
4. Robert Baldwin	1991-94	89
Chris Douglas	2000-03	89
6. Julius Grantham	1983-86	84
7. Shaun Wilson	2014-17	81
8. *Desmond Scott	2009-12	77
9. Chris Brown	1988-91	71

*Moved to WR in 2012; finished career with 137 receptions

Most Touchdown Receptions By A RB, Game

1. Tom Powers	3 vs. Richmond, 1950
Tielor Robinson	3 vs. North Carolina, 2006

Most Touchdown Receptions By A RB, Season

1. Tom Powers	1950	6
2. Jay Wilkinson	1963	5
3. Tielor Robinson	2006	4
Shaun Wilson	2017	4
5. Bernie Blaney	1955	3
James Futrell	1961	3
Chris Brown	1991	3
Chris Douglas	2002	3
Clifford Harris	2008	3

Most Touchdown Receptions By A RB, Career

1. Tom Powers	1949-50	8
Jay Wilkinson	1961-63	8
3. Shaun Wilson	2014-17	6
4. Chris Brown	1988-91	5
Chris Douglas	2000-03	5
6. Wray Carlton	1956-58	4
Julius Grantham	1983-86	4
Roger Boone	1986-89	4
Tielor Robinson	2006-08	4
Shaquille Powell	2012-15	4
Deon Jackson	2017-20	4

Most Receiving Yards By A WR, Game

1.	Chris Castor	283 vs. Wake Forest, 1982
2.	Corey Thomas	276 vs. Georgia Tech, 1997
3.	Clarkston Hines	251 vs. Wake Forest, 1989
4.	Scottie Montgomery	243 vs. Vanderbilt, 1998
5.	T.J. Rahming	240 vs. Temple, 2018
6.	Eron Riley	235 vs. Navy, 2007
7.	Henley Carter	209 vs. Clemson, 1968
8.	Jamison Crowder	203 vs. Miami, 2012
9.	Clarkston Hines	192 vs. N.C. State, 1987
10.	T.J. Rahming	190 vs. Virginia, 2015
11.	Wes Chesson	189 vs. South Carolina, 1970

Most Receiving Yards By A WR, Season

1.	Jamison Crowder	2013	1,360
2.	Clarkston Hines	1989	1,149
3.	Clarkston Hines	1987	1,093
4.	Wes Chesson	1970	1,080
5.	Jamison Crowder	2012	1,074
	Conner Vernon	2012	1,074
7.	Clarkston Hines	1988	1,067
8.	Donovan Varner	2009	1,047
9.	Jamison Crowder	2014	1,044
10.	Conner Vernon	2010	973

Most Receiving Yards By A WR, Career

1.	Conner Vernon	2009-12	3,749
2.	Jamison Crowder	2011-14	3,641
3.	Clarkston Hines	1986-89	3,318
4.	T.J. Rahming	2015-18	2,919
5.	Donovan Varner	2008-11	2,660
6.	Eron Riley	2005-08	2,413
7.	Wes Chesson	1968-70	2,399
8.	Scottie Montgomery	1996-99	2,378
9.	Corey Thomas	1994-97	2,297
10.	Doug Green	1983-87	2,082

100-Yard Receiving Games By A WR, Season

1.	Jamison Crowder	2013	7
2.	Clarkston Hines	1987	6
	Clarkston Hines	1988	6
	Clarkston Hines	1989	6
5.	Wes Chesson	1970	5
	Donovan Varner	2009	5
	Jamison Crowder	2012	5
	Conner Vernon	2012	5
9.	Wes Chesson	1968	4
	Conner Vernon	2010	4
	Jamison Crowder	2014	4

100-Yard Receiving Games By A WR, Career

1.	Clarkston Hines	1986-89	18
2.	Jamison Crowder	2011-14	16
3.	Conner Vernon	2009-12	14
4.	Wes Chesson	1968-70	9
	Donovan Varner	2008-11	9
6.	T.J. Rahming	2015-18	8
7.	Mark Militello	1981-83	6
	Doug Green	1983-87	6
	Eron Riley	2005-08	6
10.	Richmond Flowers	1997-99	5

Most Receiving Yards By A TE, Game

1.	Mike Hart	165 vs. N.C. State, 2001
2.	Dave Dunaway	156 vs. Rice, 1965
3.	Aaron Shaw	149 vs. Maryland, 1991
4.	Cooper Helfet	122 vs. Virginia, 2010
5.	Tee Moorman	121 vs. South Carolina, 1960
6.	Dave Dunaway	119 vs. Maryland, 1966
	Bill Khayat	119 vs. Clemson, 1994
8.	Braxton Deaver	116 vs. Texas A&M, 2013
9.	Dave Dunaway	114 vs. N.C. State, 1966
10.	Bill Khayat	109 vs. Wisconsin, 1994
11.	Paul Widener	107 vs. Georgia Tech, 1962
12.	Jeff Hodrick	105 vs. Wake Forest, 1996
13.	Bill Khayat	104 vs. North Carolina, 1994
14.	Scott Russell	102 vs. North Carolina, 1983
15.	Dave Colonna	101 vs. N.C. State, 1987
16.	Aaron Shaw	100 vs. Northwestern, 1990
	Mike Hart	100 vs. Wake Forest, 2000
	Ben Patrick	100 vs. Clemson, 2005

Most Receiving Yards By A TE, Season

1.	Dave Dunaway	1966	614
2.	Braxton Deaver	2013	600
3.	Bill Khayat	1994	562
4.	Stan Crisson	1963	559
5.	Mike Hart	2000	540
6.	Dave Colonna	1988	524
7.	Dave Colonna	1989	495
8.	Tee Moorman	1960	476
	Mike Hart	2001	476
10.	Scott Russell	1983	471
11.	Jason Cooper	1986	438
12.	Jeff Hodrick	1995	396
13.	Cooper Helfet	2011	395
14.	Noah Gray	2019	392
15.	Chuck Drulis	1965	390
16.	Cooper Helfet	2010	380

Most Receiving Yards By A TE, Career

1.	Mike Hart	1998-01	1,370
2.	Dave Colonna	1986-89	1,295
3.	Dave Dunaway	1964-66	1,145
4.	Stan Crisson	1961-63	1,107

100-Yard Receiving Games By A TE, Season

1.	Dave Dunaway	1966	2
	Bill Khayat	1994	2

100-Yard Receiving Games By A TE, Career

1.	Dave Dunaway	1964-66	3
2.	Aaron Shaw	1989-91	2
	Bill Khayat	1992-95	2
	Mike Hart	1998-01	2

Most Receiving Yards By A RB, Game

1.	Tom Powers	180 vs. Richmond, 1950
2.	Roger Boone	169 vs. Georgia Tech, 1987
3.	Mike Grayson	146 vs. South Carolina, 1983
4.	Roger Boone	138 vs. North Carolina, 1988
5.	Steve Lach	125 vs. Pittsburgh, 1941
6.	Roger Boone	119 vs. Wake Forest, 1988
7.	Sonny Odom	100 vs. Georgia Tech, 1964

Most Receiving Yards By A RB, Season

1.	Roger Boone	1988	630
2.	Roger Boone	1987	587
3.	Mike Grayson	1983	582
4.	Randy Cuthbert	1989	470
5.	Randy Cuthbert	1990	374
6.	Mike Grayson	1982	372
7.	Randy Cuthbert	1992	345
8.	Chris Brown	1991	302

Most Receiving Yards By A RB, Career

1.	Roger Boone	1986-89	1,444
2.	Randy Cuthbert	1988-92	1,261
3.	Mike Grayson	1980-83	1,219

100-Yard Receiving Games By A RB, Season

1.	Roger Boone	1988	2
----	-------------	------	---

100-Yard Receiving Games By A RB, Career

1.	Roger Boone	1986-89	3
----	-------------	---------	---

**100-Yard Receiving Games
By Player****Jhonnell Barnes (1)**

109 Tulane 2015

Issac Blakeney (1)

107 Wake Forest 2014

Roger Boone (3)169 Georgia Tech 1987
119 Wake Forest 1988
138 North Carolina 1988**Brad Breedlove (3)**160 Clemson 1991
107 Maryland 1992
113 Rutgers 1993**Jalon Calhoun (1)**

105 North Carolina A&T 2019

Henley Carter (2)107 South Carolina 1968
209 Clemson 1968**Chris Castor (4)**114 N.C. State 1980
113 Tennessee 1982
111 Virginia 1982
283 Wake Forest 1982**Wes Chesson (9)**176 Virginia 1968
110 Army West Point 1968
127 Wake Forest 1968
150 North Carolina 1968
106 Virginia 1970
149 Clemson 1970
142 Georgia Tech 1970
189 South Carolina 1970
150 North Carolina 1970**Dave Colonna (1)**

101 N.C. State 1987

Marcel Courtillet (2)166 Michigan 1968
158 Georgia Tech 1969**Jamison Crowder (16)**102 FIU 2012
112 Stanford 2012
127 Virginia Tech 2012
167 Clemson 2012
203 Miami 2012
140 Memphis 2013
141 Pittsburgh 2013
149 Troy 2013
113 Virginia 2013
134 N.C. State 2013
121 Wake Forest 2013
163 Texas A&M 2013^{BOWL}
119 Tulane 2014
165 Pittsburgh 2014
102 Wake Forest 2014
102 Arizona State 2014^{BOWL}**Braxton Deaver (1)**116 Texas A&M 2013^{BOWL}**Stanley Dorsey (4)**102 N.C. State 1991
118 Army West Point 1993
100 N.C. State 1993
104 North Carolina 1993**Dave Dunaway (3)**156 Rice 1965
119 Maryland 1966
114 N.C. State 1966**Ben Erdeljac (1)**

102 Wake Forest 2001

Richmond Flowers (5)106 Western Carolina 1998
124 Northwestern 1998
125 Georgia Tech 1998
101 East Carolina 1999
173 Maryland 1999**Ron Frederick (1)**

135 Wake Forest 1980

Mike Grayson (1)

146 South Carolina 1983

Doug Green (7)101 North Carolina 1983
145 Virginia 1985
113 Georgia Tech 1985
152 North Carolina 1985
123 Virginia 1986
110 Maryland 1986
100 Vanderbilt 1987**Mike Hart (2)**100 Wake Forest 2000
165 N.C. State 2001**Cooper Helfet (1)**

122 Virginia 2010

Chuck Herring (1)

146 Clemson 1984

Clarkston Hines (18)123 Vanderbilt 1987
110 Clemson 1987
154 Maryland 1987
118 Wake Forest 1987
192 N.C. State 1987
122 North Carolina 1987
131 Northwestern 1988
145 Tennessee 1988
108 The Citadel 1988
103 Virginia 1988
107 Georgia Tech 1988
104 North Carolina 1988
150 Army West Point 1989
137 Maryland 1989
251 Wake Forest 1989
131 N.C. State 1989
162 North Carolina 1989
112 Texas Tech 1989^{BOWL}**Jeff Hodrick (1)**

105 Wake Forest 1996

Jon Jensen (2)107 North Carolina 1993
174 North Carolina 1994**Cedric Jones (4)**114 Auburn 1980
104 Wake Forest 1980
167 Virginia 1981
183 Maryland 1981**Walter Jones (3)**139 The Citadel 1988
117 Western Carolina 1990
159 Rutgers 1991**Bill Khayat (3)**119 Clemson 1994
104 North Carolina 1994
109 Wisconsin 1994^{BOWL}**Steve Lach (1)**

125 Pittsburgh 1941

Derrick Lewis (1)

102 Georgia Tech 1978

Johnathan Lloyd (1)

136 Pittsburgh 2018

Marc Mays (1)

101 Northwestern 1990

Mark Militello (6)104 Virginia Tech 1982
114 N.C. State 1982
136 North Carolina 1982
132 Clemson 1983
140 Georgia Tech 1983
138 N.C. State 1983**Scottie Montgomery (4)**102 Clemson 1998
243 Vanderbilt 1998
172 Virginia 1999
121 Maryland 1999**Kyle Moore (1)**

107 N.C. State 2000

Tee Moorman (1)

121 South Carolina 1960

Anthony Nash (4)101 Pittsburgh 2015
104 Virginia 2015
112 Wake Forest 2016
123 Notre Dame 2016**Sonny Odom (1)**

100 Georgia Tech 1964

Joe Opalenick (1)

107 Army West Point 1995

Ben Patrick (1)

100 Clemson 2005

Tom Powers (1)

180 Richmond 1950

T.J. Rahming (8)190 Virginia 2015
100 North Carolina 2016
116 Pittsburgh 2016
117 Miami 2016
127 Northwestern 2017
111 Florida State 2017
142 Pittsburgh 2017
240 Temple 2018^{BOWL}**Eron Riley (6)**130 Clemson 2005
110 Florida State 2006
115 North Carolina 2006
235 Navy 2007
143 Wake Forest 2007
137 Navy 2008**Scott Russell (1)**

102 North Carolina 1983

Desmond Scott (2)134 Wake Forest 2012
124 Georgia Tech 2012**Khary Sharpe (1)**

122 Clemson 2002

Aaron Shaw (2)100 Northwestern 1990
149 Maryland 1991**Troy Slade (3)**118 Clemson 1974
108 Florida 1974
151 North Carolina 1975**Corey Thomas (3)**132 Virginia 1995
104 North Carolina 1996
276 Georgia Tech 1997**Donovan Varner (9)**154 N.C. State 2009
120 Maryland 2009
113 Virginia 2009
165 Miami 2009
174 Wake Forest 2009
123 Elon 2010
128 Maryland 2010
111 FIU 2011
132 Virginia 2011**Conner Vernon (14)**128 Virginia Tech 2009
102 Maryland 2009
103 Virginia 2009
129 Elon 2010
181 Wake Forest 2010
129 Army West Point 2010
134 Boston College 2010
116 Boston College 2011
117 FIU 2011
180 FIU 2012
120 Memphis 2012
124 North Carolina 2012
109 Miami 2012
119 Cincinnati 2012^{BOWL}**Paul Widener (1)**

107 Georgia Tech 1962

Johnny Williams (2)135 Northwestern 2008
115 Richmond 2009**Marc Wilson (1)**

156 Virginia 1995

Shaun Wilson (1)

102 N.C. Central 2015

Jomar Wright (2)176 Miami 2006
141 Florida State 2007**Aaron Young (2)**114 Army West Point 2018
107 Middle Tennessee 2019

1,000-YARD RECEIVERS

1. Conner Vernon

Year	Rec.	Yards	Avg.	TD
2009	55	746	13.56	3
2010	73	973	13.33	4
2011	70	956	13.66	6
2012	85	1,074	12.64	8
Total	283	3,749	13.25	21

2. Jamison Crowder

Year	Rec.	Yards	Avg.	TD
2011	14	163	11.64	1
2012	76	1,074	14.13	8
2013	108	1,360	12.59	8
2014	85	1,044	12.28	6
Total	283	3,641	12.87	23

3. Clarkston Hines

Year	Rec.	Yards	Avg.	TD
1986	3	9	3.00	0
1987	57	1,093	19.18	11
1988	68	1,067	15.69	10
1989	61	1,149	18.84	17
Total	189	3,318	17.56	38

4. T.J. Rahming

Year	Rec.	Yards	Avg.	TD
2015	43	571	13.28	2
2016	70	742	10.60	1
2017	65	795	12.23	2
2018	75	811	10.81	8
Total	253	2,919	11.54	13

5. Donovan Varner

Year	Rec.	Yards	Avg.	TD
2008	21	164	7.81	1
2009	65	1,047	16.11	8
2010	60	736	12.27	1
2011	61	713	11.69	3
Total	207	2,660	12.85	13

6. Eron Riley

Year	Rec.	Yards	Avg.	TD
2005	11	247	22.45	2
2006	32	643	20.09	3
2007	40	830	20.75	9
2008	61	693	11.36	8
Total	144	2,413	16.76	22

7. Wes Chesson

Year	Rec.	Yards	Avg.	TD
1968	47	794	16.89	4
1969	43	525	12.21	3
1970	74	1,080	14.59	3
Total	164	2,399	14.63	10

8. Scottie Montgomery

Year	Rec.	Yards	Avg.	TD
1996	9	134	14.89	1
1997	51	633	12.41	4
1998	60	793	13.22	3
1999	51	819	16.06	5
Total	171	2,379	13.91	13

9. Corey Thomas

Year	Rec.	Yards	Avg.	TD
1994	37	558	15.08	8
1995	45	505	11.22	6
1996	38	527	13.87	4
1997	45	707	15.71	7
Total	165	2,297	13.92	25

10. Doug Green

Year	Rec.	Yards	Avg.	TD
1983	9	193	21.44	0
1984	5	67	13.40	2
1985	51	804	15.76	8
1986	46	608	13.22	6
1987	31	410	13.23	2
Total	142	2,082	14.66	18

11. Walter Jones

Year	Rec.	Yards	Avg.	TD
1988	36	578	16.06	3
1989	33	520	15.76	3
1990	19	352	18.53	5
1991	31	518	16.71	6
Total	119	1,968	16.54	17

12. Cedric Jones

Year	Rec.	Yards	Avg.	TD
1978	14	149	10.64	2
1979	18	382	21.22	3
1980	25	369	14.76	6
1981	42	832	19.81	10
Total	99	1,732	17.49	21

13. Jomar Wright

Year	Rec.	Yards	Avg.	TD
2004	18	323	17.94	1
2005	8	155	19.38	1
2006	40	561	14.03	2
2007	56	599	10.70	5
Total	122	1,638	13.43	9

14. Stanley Dorsey

Year	Rec.	Yards	Avg.	TD
1990	11	231	21.00	4
1991	18	307	17.06	2
1992	23	291	12.65	3
1993	44	678	15.41	4
Total	96	1,507	15.70	13

15. Brad Breedlove

Year	Rec.	Yards	Avg.	TD
1990	9	98	10.89	0
1991	19	399	21.00	4
1992	29	479	16.52	2
1993	35	524	14.97	2
Total	92	1,500	16.30	8

16. Mark Miiello

Year	Rec.	Yards	Avg.	TD
1980	1	12	12.00	0
1981	6	74	12.33	0
1982	52	725	13.94	2
1983	63	682	10.83	3
Total	122	1,493	12.24	5

17. Roger Boone

Year	Rec.	Yards	Avg.	TD
1986	1	4	4.00	0
1987	62	587	9.47	0
1988	73	630	8.63	2
1989	32	223	6.97	2
Total	168	1,444	8.60	4

18. Austin Kelly

Year	Rec.	Yards	Avg.	TD
2007	15	186	12.40	1
2008	13	142	10.92	0
2009	54	625	11.57	4
2010	47	486	10.34	4
Total	129	1,439	11.16	9

19. Richmond Flowers

Year	Rec.	Yards	Avg.	TD
1997	3	62	20.67	1
1998	48	704	14.67	4
1999	42	649	15.45	5
Total	93	1,415	15.22	10

20. Chris Castor

Year	Rec.	Yards	Avg.	TD
1979	6	65	10.83	0
1980	19	312	16.42	4
1981	2	55	27.50	0
1982	46	952	20.70	13
Total	73	1,384	18.96	17

21. Ron Frederick

Year	Rec.	Yards	Avg.	TD
1979	28	395	14.11	3
1980	27	413	15.30	2
1981	37	565	15.27	3
Total	92	1,373	14.92	8

22. Mike Hart

Year	Rec.	Yards	Avg.	TD
1998	21	289	13.76	2
1999	4	65	16.25	0
2000	31	540	17.42	0
2001	30	476	15.87	4
Total	86	1,370	15.93	6

23. Max McCaffrey

Year	Rec.	Yards	Avg.	TD
2012	2	31	15.50	0
2013	26	282	10.85	4
2014	37	385	10.41	3
2015	52	643	12.37	5
Total	117	1,341	11.46	12

24. Troy Slade

Year	Rec.	Yards	Avg.	TD
1973	8	191	23.88	2
1974	31	489	15.77	2
1975	43	654	15.21	0
Total	82	1,334	16.27	4

25. Ben Erdeljac

Year	Rec.	Yards	Avg.	TD
1997	4	23	5.75	0
1998	–	–	–	–
1999	19	268	14.11	0
2000	31	329	10.61	1
2001	42	684	16.29	1
Total	96	1,304	13.44	2

26. Dave Colonna

Year	Rec.	Yards	Avg.	TD
1986	1	12	12.00	0
1987	22	264	12.00	1
1988	34	524	15.41	2
1989	35	495	14.14	2
Total	92	1,295	14.08	5

27. Johnathan Lloyd

Year	Rec.	Yards	Avg.	TD
2015	0	0	0.00	0
2016	34	301	8.85	3
2017	39	367	9.41	1
2018	51	604	11.84	5
Total	124	1,272	10.26	9

28. Henley Carter

Year	Rec.	Yards	Avg.	TD
1966	9	131	14.56	0
1967	17	244	14.35	1
1968	65	892	13.72	2
Total	91	1,267	13.92	3

29. Randy Cuthbert

Year	Rec.	Yards	Avg.	TD
1988	9	47	5.22	0
1989	50	470	9.40	0
1990	46	374	8.13	1
1991	5	25	5.00	0
1992	37	345	9.32	1
Total	147	1,261	8.58	2

30. Mike Grayson

Year	Rec.	Yards	Avg.	TD

300-YARD PASSER & 100-YARD RECEIVER, GAME

1. **Clemson, 1968**
Passer: Leo Hart (19-34, 316 yards)
Receiver: Henley Carter (13-209)

2. **South Carolina, 1970**
Passer: Leo Hart (22-31, 302 yards)
Receiver: Wes Chesson (10-189)

3. **Wake Forest, 1980**
Passer: Ben Bennett (469 yards)
Receiver: Ron Frederick (6-135)
Receiver: Cedric Jones (7-104)

4. **Virginia, 1981**
Passer: Ron Sally (18-26, 336 yards)
Receiver: Cedric Jones (5-167)

5. **Maryland, 1981**
Passer: Ben Bennett (31-46, 397 yards)
Receiver: Cedric Jones (6-183)

6. **Wake Forest, 1982**
Passer: Ben Bennett (21-37, 407 yards)
Receiver: Chris Castor (11-283)

7. **N.C. State, 1982**
Passer: Ben Bennett (27-41, 313 yards)
Receiver: Mark Miliello (9-114)

8. **South Carolina, 1983**
Passer: Ben Bennett (31-47, 326 yards)
Receiver: Mike Grayson (12-146)

9. **Clemson, 1983**
Passer: Ben Bennett (34-53, 367 yards)
Receiver: Mark Miliello (13-132)

10. **N.C. State, 1983**
Passer: Ben Bennett (32-48, 442 yards)
Receiver: Mark Miliello (9-138)

11. **North Carolina, 1983**
Passer: Ben Bennett (27-35, 323 yards)
Receiver: Scott Russell (7-102)
Receiver: Doug Green (5-101)

12. **Clemson, 1987**
Passer: Anthony Dilweg (23-50, 305 yards)
Receiver: Clarkston Hines (6-110)

13. **Maryland, 1987**
Passer: Steve Slayden (31-42, 373 yards)
Receiver: Clarkston Hines (8-154)

14. **Georgia Tech, 1987**
Passer: Steve Slayden (31-50, 396 yards)
Receiver: Roger Boone (12-169)

15. **N.C. State, 1987**
Passer: Steve Slayden (33-62, 458 yards)
Receiver: Clarkston Hines (11-192)
Receiver: Dave Colonna (6-101)

16. **Northwestern, 1988**
Passer: Anthony Dilweg (29-40, 353 yards)
Receiver: Clarkston Hines (8-131)

17. **Tennessee, 1988**
Passer: Anthony Dilweg (21-32, 311 yards)
Receiver: Clarkston Hines (8-145)

18. **The Citadel, 1988**
Passer: Anthony Dilweg (19-31, 410 yards)
Receiver: Walter Jones (7-139)
Receiver: Clarkston Hines (3-108)

19. **Virginia, 1988**
Passer: Anthony Dilweg (24-47, 357 yards)
Receiver: Clarkston Hines (7-103)

20. **Wake Forest, 1988**
Passer: Anthony Dilweg (30-49, 475 yards)
Receiver: Roger Boone (13-119)

21. **North Carolina, 1988**
Passer: Anthony Dilweg (29-49, 362 yards)
Receiver: Roger Boone (11-138)
Receiver: Clarkston Hines (8-104)

22. **Maryland, 1989**
Passer: Billy Ray (20-32, 308 yards)
Receiver: Clarkston Hines (7-137)

23. **Wake Forest, 1989**
Passer: Dave Brown (24-36, 444 yards)
Receiver: Clarkston Hines (6-251)

24. **N.C. State, 1989**
Passer: Dave Brown (27-42, 374 yards)
Receiver: Clarkston Hines (6-131)

25. **North Carolina, 1989**
Passer: Dave Brown (33-54, 479 yards)
Receiver: Clarkston Hines (8-162)

26. **Maryland, 1991**
Passer: Dave Brown (30-42, 334 yards)
Receiver: Aaron Shaw (11-149)

27. **N.C. State, 1991**
Passer: Dave Brown (25-41, 315 yards)
Receiver: Stanley Dorsey (6-102)

28. **Clemson, 1991**
Passer: Dave Brown (23-48, 385 yards)
Receiver: Brad Breedlove (5-160)

29. **Rutgers, 1993**
Passer: Spence Fischer (28-46, 333 yards)
Receiver: Brad Breedlove (7-113)

30. **Army West Point, 1993**
Passer: Spence Fischer (29-36, 357 yards)
Receiver: Stanley Dorsey (8-118)

31. **North Carolina, 1993**
Passer: Spence Fischer (26-52, 384 yards)
Receiver: Jon Jensen (3-107)
Receiver: Stanley Dorsey (7-104)

32. **North Carolina, 1994**
Passer: Spence Fischer (33-57, 395 yards)
Receiver: Jon Jensen (14-174)
Receiver: Bill Khayat (8-104)

33. **Wisconsin, 1994**
Passer: Spence Fischer (28-46, 314 yards)
Receiver: Bill Khayat (11-109)

34. **Army West Point, 1995**
Passer: Spence Fischer (32-50, 362 yards)
Receiver: Joe Opalenick (9-107)

35. **Virginia, 1995**
Passer: Spence Fischer (35-56, 360 yards)
Receiver: Marc Wilson (10-156)

36. **Georgia Tech, 1997**
Passer: David Green (21-27, 335 yards)
Receiver: Corey Thomas (16-276)

37. **Vanderbilt, 1998**
Passer: Bobby Campbell (21-40, 316 yards)
Receiver: Scottie Montgomery (12-243)

38. **Maryland, 1999**
Passer: Spencer Romine (27-42, 404 yards)
Receiver: Richmond Flowers (8-173)
Receiver: Scottie Montgomery (9-121)

39. **N.C. State, 2000**
Passer: D. Bryant (23-36, 310 yards)
Receiver: Kyle Moore (6-107)

40. **N.C. State, 2001**
Passer: D. Bryant (31-53, 400 yards)
Receiver: Mike Hart (10-165)

41. **Clemson, 2005**
Passer: Zack Asack (26-43, 328 yards)
Receiver: Eron Riley (4-130)
Receiver: Ben Patrick (10-100)

42. **Navy, 2007**
Passer: Thaddeus Lewis (23-36, 428 yards)
Receiver: Eron Riley (6-235)

43. **Navy, 2008**
Passer: Thaddeus Lewis (25-35, 317 yards)
Receiver: Eron Riley (8-137)

44. **Richmond, 2009**
Passer: Thaddeus Lewis (34-55, 350 yards)
Receiver: Johnny Williams (7-115)

45. **Virginia Tech, 2009**
Passer: Thaddeus Lewis (22-40, 359 yards)
Receiver: Conner Vernon (4-128)

46. **N.C. State, 2009**
Passer: Thaddeus Lewis (40-50, 459 yards)
Receiver: Donovan Varner (7-154)

47. **Maryland, 2009**
Passer: Thaddeus Lewis (30-43, 371 yards)
Receiver: Donovan Varner (8-120)
Receiver: Conner Vernon (5-120)

48. **Virginia, 2009**
Passer: Thaddeus Lewis (24-40, 343 yards)
Receiver: Donovan Varner (7-113)
Receiver: Conner Vernon (7-103)

49. **Miami, 2009**
Passer: Thaddeus Lewis (20-37, 303 yards)
Receiver: Donovan Varner (8-165)

50. **Wake Forest, 2009**
Passer: Thaddeus Lewis (28-48, 387 yards)
Receiver: Donovan Varner (11-174)

51. **Elon, 2010**
Passer: Sean Renfree (31-39, 350 yards)
Receiver: Conner Vernon (10-129)
Receiver: Donovan Varner (7-123)

52. **Wake Forest, 2010**
Passer: Sean Renfree (28-44, 358 yards)
Receiver: Conner Vernon (8-181)

53. **Maryland, 2010**
Passer: Sean Renfree (28-56, 351 yards)
Receiver: Donovan Varner (8-128)

54. **Boston College, 2011**
Passer: Sean Renfree (41-53, 368 yards)
Receiver: Conner Vernon (6-116)

55. **FIU, 2011**
Passer: Sean Renfree (28-43, 335 yards)
Receiver: Conner Vernon (8-117)
Receiver: Donovan Varner (7-111)

56. **Virginia, 2011**
Passer: Sean Renfree (21-38, 303 yards)
Receiver: Donovan Varner (7-132)

57. **Memphis, 2012**
Passer: Sean Renfree (26-37, 314 yards)
Receiver: Conner Vernon (8-120)

58. **Miami, 2012**
Passer: Sean Renfree (36-59, 432 yards)
Receiver: Conner Vernon (11-109)
Receiver: Jamison Crowder (8-203)

59. **Cincinnati, 2012**
Passer: Sean Renfree (37-49, 358 yards)
Receiver: Conner Vernon (10-119)

60. **Pittsburgh, 2013**
Passer: Brandon Connette (21-32, 323 yards)
Receiver: Jamison Crowder (7-141)

61. **Troy, 2013**
Passer: Brandon Connette (20-28, 324 yards)
Receiver: Jamison Crowder (7-149)

62. **Texas A&M, 2013**
Passer: Anthony Boone (29-45, 427 yards)
Receiver: Jamison Crowder (12-163)
Receiver: Braxton Deaver (6-116)

63. **N.C. Central, 2015**
Passer: Thomas Sirk (15-22, 315 yards)
Receiver: Shaun Wilson (3-102)

64. **Wake Forest, 2016**
Passer: Daniel Jones (31-48, 332 yards)
Receiver: Anthony Nash (8-112)

65. **Miami, 2016**
Passer: Daniel Jones (34-50, 316 yards)
Receiver: T.J. Rahming (10-117)

66. **Northwestern, 2017**
Passer: Daniel Jones (29-45, 305 yards)
Receiver: T.J. Rahming (12-127)

67. **Pittsburgh, 2018**
Passer: Daniel Jones (27-42, 396 yards)
Receiver: Johnathan Lloyd (7-136)

68. **Temple, 2018**
Passer: Daniel Jones (30-41, 423 yards)
Receiver: T.J. Rahming (12-240)

69. **North Carolina A&T, 2019**
Passer: Quentin Harris (30-42, 345 yards)
Receiver: Jalon Calhoun (8-105)

300-YARD PASSER & 100-YARD RECEIVER & 100-YARD RUSHER, GAME

1. **Clemson, 1968**
Passer: Leo Hart (19-34, 316 yards)
Receiver: Henley Carter (13-209)
Rusher: Phil Asack (18-114)
2. **South Carolina, 1970**
Passer: Leo Hart (22-31, 302 yards)
Receiver: Wes Chesson (10-189)
Rusher: Art Bosetti (42-138)
3. **North Carolina, 1983**
Passer: Ben Bennett (27-35, 323 yards)
Receiver: Scott Russell (7-102)
Receiver: Doug Green (5-101)
Rusher: Mike Grayson (21-106)
4. **The Citadel, 1988**
Passer: Anthony Dilweg (19-31, 410 yards)
Receiver: Walter Jones (7-139)
Receiver: Clarkston Hines (3-108)
Rusher: Roger Boone (20-109)
5. **North Carolina, 1988**
Passer: Anthony Dilweg (29-49, 362 yards)
Receiver: Roger Boone (11-138)
Receiver: Clarkston Hines (8-104)
Rusher: Roger Boone (23-157)
6. **Maryland, 1989**
Passer: Billy Ray (20-32, 308 yards)
Receiver: Clarkston Hines (7-137)
Rusher: Randy Cuthbert (38-161)
7. **Wake Forest, 1989**
Passer: Dave Brown (24-36, 444 yards)
Receiver: Clarkston Hines (6-251)
Rusher: Randy Cuthbert (25-102)
8. **N.C. State, 1989**
Passer: Dave Brown (27-42, 374 yards)
Receiver: Clarkston Hines (6-131)
Rusher: Randy Cuthbert (37-151)
9. **North Carolina, 1989**
Passer: Dave Brown (33-54, 479 yards)
Receiver: Clarkston Hines (8-162)
Rusher: Randy Cuthbert (20-116)
10. **Wake Forest, 2010**
Passer: Sean Renfree (28-44, 358 yards)
Receiver: Conner Vernon (8-181)
Rusher: Desmond Scott (11-122)
11. **Cincinnati, 2012**
Passer: Sean Renfree (37-49, 358 yards)
Receiver: Conner Vernon (10-119)
Rusher: Josh Snead (17-107)
12. **Pittsburgh, 2013**
Passer: Brandon Connette (21-32, 323 yards)
Receiver: Jamison Crowder (7-141)
Rusher: Brandon Connette (15-101)
13. **Troy, 2013**
Passer: Brandon Connette (20-28, 324 yards)
Receiver: Jamison Crowder (7-149)
Rusher: Josh Snead (11-108)
14. **Texas A&M, 2013**
Passer: Anthony Boone (29-45, 427 yards)
Receiver: Jamison Crowder (12-163)
Receiver: Braxton Deaver (6-116)
Rusher: Josh Snead (17-104)
15. **Northwestern, 2017**
Passer: Daniel Jones (29-45, 305 yards)
Receiver: T.J. Rahming (12-127)
Rusher: Daniel Jones (16-108)
16. **Pittsburgh, 2018**
Passer: Daniel Jones (27-42, 396 yards)
Receiver: Johnathan Lloyd (7-136)
Rusher: Deon Jackson (10-162)

100-YARD RECEIVER & 100-YARD RUSHER, GAME

1. **Clemson, 1968**
Rusher: Phil Asack (18-114)
Receiver: Henley Carter (13-209)
2. **Georgia Tech, 1969**
Rusher: Bob Zwirko (20-103)
Receiver: Marcel Courtillet (8-166)
3. **Virginia, 1970**
Rusher: Steve Jones (32-112)
Receiver: Wes Chesson (8-106)
4. **Clemson, 1970**
Rusher: Steve Jones (38-171)
Receiver: Wes Chesson (13-149)
5. **South Carolina, 1970**
Rusher: Art Bosetti (42-138)
Receiver: Wes Chesson (10-189)
6. **Clemson, 1974**
Rusher: Art Gore (21-102)
Receiver: Troy Slade (8-118)
7. **North Carolina, 1975**
Rusher: Mike Barney (12-129)
Receiver: Troy Slade (8-151)
8. **Georgia Tech, 1978**
Rusher: Greg Rhett (25-154)
Receiver: Derrick Lewis (2-102)
9. **Tennessee, 1982**
Rusher: Joel Blunk (13-101)
Receiver: Chris Castor (2-113)
10. **Virginia, 1982**
Rusher: Mike Grayson (8-102)
Receiver: Chris Castor (7-111)
11. **North Carolina, 1983**
Rusher: Mike Grayson (21-106)
Receiver: Scott Russell (7-102)
Receiver: Doug Green (5-101)
12. **North Carolina, 1987**
Rusher: Roger Boone (21-118)
Receiver: Clarkston Hines (5-122)
13. **The Citadel, 1988**
Rusher: Roger Boone (20-109)
Receiver: Walter Jones (7-139)
Receiver: Clarkston Hines (3-108)
14. **North Carolina, 1988**
Rusher: Roger Boone (23-157)
Receiver: Roger Boone (11-138)
Receiver: Clarkston Hines (8-104)
15. **Army West Point, 1989**
Rusher: Randy Cuthbert (19-147)
Receiver: Clarkston Hines (8-150)
16. **Maryland, 1989**
Rusher: Randy Cuthbert (38-161)
Receiver: Clarkston Hines (7-137)
17. **Wake Forest, 1989**
Rusher: Randy Cuthbert (25-102)
Receiver: Clarkston Hines (6-251)
18. **N.C. State, 1989**
Rusher: Randy Cuthbert (37-151)
Receiver: Clarkston Hines (6-131)
19. **North Carolina, 1989**
Rusher: Randy Cuthbert (20-116)
Receiver: Clarkston Hines (8-162)
20. **Maryland, 1992**
Rusher: Randy Cuthbert (27-101)
Receiver: Brad Breedlove (5-107)
21. **Rutgers, 1993**
Rusher: David Lowman (17-106)
Receiver: Brad Breedlove (7-113)
22. **Western Carolina, 1998**
Rusher: B.J. Hill (23-121)
Receiver: Richmond Flowers (5-106)

23. **Wake Forest, 2010**
Rusher: Desmond Scott (11-122)
Receiver: Conner Vernon (8-181)
24. **Cincinnati, 2012**
Rusher: Josh Snead (17-107)
Receiver: Conner Vernon (10-119)
25. **Pittsburgh, 2013**
Rusher: Brandon Connette (15-101)
Receiver: Jamison Crowder (7-141)
26. **Troy, 2013**
Rusher: Josh Snead (11-108)
Receiver: Jamison Crowder (7-149)
27. **Texas A&M, 2013**
Rusher: Josh Snead (17-104)
Receiver: Jamison Crowder (12-163)
Receiver: Braxton Deaver (6-116)
28. **Arizona State, 2014**
Rusher: Shaquille Powell (29-117)
Receiver: Jamison Crowder (7-102)
29. **North Carolina, 2016**
Rusher: Shaun Wilson (24-107)
Receiver: T.J. Rahming (8-100)
30. **Northwestern, 2017**
Rusher: Daniel Jones (16-108)
Receiver: T.J. Rahming (12-127)
31. **Pittsburgh, 2018**
Rusher: Deon Jackson (10-162)
Receiver: Johnathan Lloyd (7-136)

300-YARD PASSER & 100-YARD RUSHER, GAME

1. **Clemson, 1968**
Passer: Leo Hart (19-34, 316 yards)
Rusher: Phil Asack (18-114)

2. **South Carolina, 1970**
Passer: Leo Hart (22-31, 302 yards)
Rusher: Art Bosetti (42-138)

3. **North Carolina, 1983**
Passer: Ben Bennett (27-35, 323 yards)
Rusher: Mike Grayson (21-106)

4. **The Citadel, 1988**
Passer: Anthony Dilweg (19-31, 410 yards)
Rusher: Roger Boone (20-109)

5. **N.C. State, 1988**
Passer: Anthony Dilweg (33-56, 357 yards)
Rusher: Roger Boone (17-131)

6. **North Carolina, 1988**
Passer: Anthony Dilweg (29-49, 362 yards)
Rusher: Roger Boone (23-157)

7. **Maryland, 1989**
Passer: Billy Ray (20-32, 308 yards)
Rusher: Randy Cuthbert (38-161)

8. **Wake Forest, 1989**
Passer: Dave Brown (24-36, 444 yards)
Rusher: Randy Cuthbert (25-102)

9. **N.C. State, 1989**
Passer: Dave Brown (27-42, 374 yards)
Rusher: Randy Cuthbert (37-151)

10. **North Carolina, 1989**
Passer: Dave Brown (33-54, 479 yards)
Rusher: Randy Cuthbert (20-116)

11. **Wake Forest, 2004**
Passer: Mike Schneider (28-45, 300 yards)
Rusher: Cedric Dargan (24-113)

12. **Wake Forest, 2010**
Passer: Sean Renfree (28-44, 358 yards)
Rusher: Desmond Scott (11-122)

13. **Cincinnati, 2012**
Passer: Sean Renfree (37-49, 358 yards)
Rusher: Josh Snead (17-107)

14. **Pittsburgh, 2013**
Passer: Brandon Connette (21-32, 323 yards)
Rusher: Brandon Connette (15-101)

15. **Troy, 2013**
Passer: Brandon Connette (20-28, 324 yards)
Rusher: Josh Snead (11-108)

16. **Texas A&M, 2013**
Passer: Anthony Boone (29-45, 427 yards)
Rusher: Josh Snead (17-104)

17. **Georgia Tech, 2016**
Passer: Daniel Jones (24-36, 305 yards)
Rusher: Shaun Wilson (10-109)

18. **Northwestern, 2017**
Passer: Daniel Jones (29-45, 305 yards)
Rusher: Daniel Jones (16-108)

19. **Pittsburgh, 2018**
Passer: Daniel Jones (27-42, 396 yards)
Rusher: Deon Jackson (10-162)

20. **North Carolina, 2018**
Passer: Daniel Jones (31-54, 361 yards)
Rusher: Daniel Jones (15-186)

ALL-PURPOSE & TOTAL OFFENSE RECORDS

Most All-Purpose Yards, Game

1. Deon Jackson	403 vs. Pittsburgh, 2018
<i>(162 rushing, 89 receiving, 152 kickoff return, 0 punt return)</i>	
2. Randy Cuthbert	311 vs. Georgia Tech, 1989
<i>(234 rushing, 56 receiving, 21 kickoff return, 0 punt return)</i>	
3. Chris Douglas	304 vs. Florida State, 2001
<i>(31 rushing, 85 receiving, 188 kickoff return, 0 punt return)</i>	
4. Roger Boone	295 vs. North Carolina, 1988
<i>(157 rushing, 138 receiving, 0 kickoff return, 0 punt return)</i>	
5. T.J. Rahming	286 vs. Temple, 2018
<i>(17 rushing, 240 receiving, 0 kickoff return, 29 punt return)</i>	
6. Chris Castor	283 vs. Wake Forest, 1982
<i>(0 rushing, 283 receiving, 0 kickoff return, 0 punt return)</i>	
7. Shaun Wilson	282 vs. Indiana, 2015
<i>(103 rushing, 15 receiving, 164 kickoff return, 0 punt return)</i>	
8. Jamison Crowder	279 vs. Pittsburgh, 2013
<i>(29 rushing, 141 receiving, 0 kickoff return, 109 punt return)</i>	
9. Robert Baldwin	277 vs. Maryland, 1994
<i>(238 rushing, 39 receiving, 0 kickoff return, 0 punt return)</i>	
10. Corey Thomas	276 vs. Georgia Tech, 1997
<i>(0 rushing, 276 receiving, 0 kickoff return, 0 punt return)</i>	
11. Jamison Crowder	272 vs. Miami, 2012
<i>(0 rushing, 203 receiving, 69 kickoff return, 0 punt return)</i>	
12. Scottie Montgomery	262 vs. Vanderbilt, 1998
<i>(0 rushing, 243 receiving, 19 kickoff return, 0 punt return)</i>	
13. Shaun Wilson	260 vs. Baylor, 2017
<i>(176 rushing, 33 receiving, 63 kickoff return, -12 punt return)</i>	
14. Desmond Scott	259 vs. Wake Forest, 2009
<i>(41 rushing, 7 receiving, 211 kickoff return, 0 punt return)</i>	
15. George McAfee	256 vs. Wake Forest, 1937
<i>(174 rushing, 48 receiving, 0 kickoff return, 34 punt return)</i>	
16. Shaun Wilson	252 vs. Kansas, 2014
<i>(245 rushing, 7 receiving, 0 kickoff return, 0 punt return)</i>	
17. Clarkston Hines	251 vs. Wake Forest, 1989
<i>(0 rushing, 251 receiving, 0 kickoff return, 0 punt return)</i>	
Damond Philyaw-Johnson	251 vs. Wake Forest, 2019
<i>(0 rushing, 0 receiving, 251 kickoff return, 0 punt return)</i>	

Most All-Purpose Yards, Season

1. Chris Douglas	2001	1,849
<i>(841 rushing, 233 receiving, 775 kickoff return, 0 punt return)</i>		
2. Jamison Crowder	2013	1,832
<i>(71 rushing, 1,360 receiving, 0 kickoff return, 401 punt return)</i>		
3. Shaun Wilson	2017	1,697
<i>(818 rushing, 263 receiving, 609 kickoff return, 7 punt return)</i>		
4. Shaun Wilson	2016	1,620
<i>(623 rushing, 76 receiving, 924 kickoff return, -3 punt return)</i>		
5. Deon Jackson	2018	1,602
<i>(847 rushing, 253 receiving, 502 kickoff return, 0 punt return)</i>		
6. Scottie Montgomery	1999	1,565
<i>(15 rushing, 819 receiving, 587 kickoff return, 144 punt return)</i>		
7. Troy Slade	1975	1,555
<i>(0 rushing, 654 receiving, 618 kickoff return, 283 punt return)</i>		
8. Randy Cuthbert	1989	1,547
<i>(1,033 rushing, 470 receiving, 54 kickoff return, 0 punt return)</i>		
9. Mike Grayson	1983	1,499
<i>(785 rushing, 582 receiving, 22 kickoff return, 110 punt return)</i>		
10. Roger Boone	1988	1,466
<i>(836 rushing, 630 receiving, 0 kickoff return, 0 punt return)</i>		
11. Robert Baldwin	1994	1,445
<i>(1,187 rushing, 258 receiving, 0 kickoff return, 0 punt return)</i>		

Most All-Purpose Yards Per Game, Season

1. Chris Douglas	2001	168.09
<i>(841 rushing, 233 receiving, 775 kickoff return, 0 punt return; 11 games)</i>		
2. George McAfee	1939	150.78
<i>(596 rushing, 229 receiving, 111 kickoff return, 365 punt return; 9 games)</i>		
3. Scottie Montgomery	1999	142.27
<i>(15 rushing, 819 receiving, 587 kickoff return, 144 punt return; 11 games)</i>		
4. Troy Slade	1975	141.36
<i>(0 rushing, 654 receiving, 618 kickoff return, 283 punt return; 11 games)</i>		
5. Randy Cuthbert	1989	140.64
<i>(1,023 rushing, 470 receiving, 54 kickoff return, 0 punt return; 11 games)</i>		

Most All-Purpose Yards, Career

1. Chris Douglas	2000-03	5,753
<i>(3,122 rushing, 867 receiving, 1,759 kickoff return, 5 punt return)</i>		
2. Jamison Crowder	2011-14	5,575
<i>(135 rushing, 3,641 receiving, 904 kickoff return, 869 punt return)</i>		
3. Shaun Wilson	2014-17	4,889
<i>(2,463 rushing, 725 receiving, 1,697 kickoff return, 7 punt return)</i>		
4. Mike Grayson	1980-83	4,381
<i>(2,441 rushing, 1,219 receiving, 611 kickoff return, 110 punt return)</i>		
5. Conner Vernon	2009-12	4,357
<i>(38 rushing, 3,749 receiving, 452 kickoff return, 118 punt return)</i>		
6. Scottie Montgomery	1996-99	4,188
<i>(150 rushing, 2,378 receiving, 1,515 kickoff return, 144 punt return)</i>		
7. Randy Cuthbert	1988-92	4,105
<i>(2,790 rushing, 1,261 receiving, 54 kickoff return, 0 punt return)</i>		
8. Troy Slade	1973-75	4,079
<i>(-33 rushing, 1,334 receiving, 1,757 kickoff return, 1,021 punt return)</i>		
9. Steve Jones	1970-72	3,716
<i>(2,951 rushing, 245 receiving, 515 kickoff return, 5 punt return)</i>		
10. Desmond Scott	2009-12	3,615
<i>(1,159 rushing, 1,214 receiving, 1,242 kickoff return, 0 punt return)</i>		
11. Roger Boone	1986-89	3,555
<i>(1,900 rushing, 1,444 receiving, 170 kickoff return, 41 punt return)</i>		
12. Clarkston Hines	1986-89	3,302
<i>(-16 rushing, 3,318 receiving, 0 kickoff return, 0 punt return)</i>		

Most All-Purpose Yards Per Game, Career

1. Steve Jones	(3,716-28)	1970-72	132.71
2. Chris Douglas	(5,753-45)	2000-03	127.84
3. Troy Slade	(4,079-33)	1973-75	123.61
4. Mike Grayson	(4,381-40)	1980-83	109.53
5. Jamison Crowder	(5,575-52)	2011-14	107.21

Most Total Offensive Yards, Game (Rush-Pass)

1. Daniel Jones	(186-361)	547 vs. North Carolina, 2018
2. Anthony Dilweg	(1-475)	476 vs. Wake Forest, 1988
3. Dave Brown	(-9-479)	470 vs. North Carolina, 1989
4. Thaddeus Lewis	(8-459)	467 vs. N.C. State, 2009
5. Steve Slayden	(-4-458)	454 vs. N.C. State, 1987
Anthony Boone	(27-427)	454 vs. Texas A&M, 2013
7. Ben Bennett	(-22-469)	447 vs. Wake Forest, 1980
8. Dave Brown	(-2-444)	446 vs. Wake Forest, 1989
9. Thaddeus Lewis	(9-428)	437 vs. Navy, 2007
10. Daniel Jones	(38-396)	434 vs. Pittsburgh, 2018

Most Total Offensive Yards, Season (Rush-Pass)

1. Anthony Dilweg	(-111-3,824)	1988	3,713
2. Thomas Sirk	(803-2,625)	2015	3,428
3. Thaddeus Lewis	(48-3,330)	2009	3,378
4. Daniel Jones	(486-2,836)	2016	3,322
5. Daniel Jones	(518-2,591)	2017	3,209
6. Sean Renfree	(-47-3,131)	2010	3,084
7. Anthony Boone	(375-2,700)	2014	3,075
8. Sean Renfree	(-50-3,113)	2012	3,063
9. Daniel Jones	(319-2,674)	2018	2,993
10. Steve Slayden	(44-2,924)	1987	2,968
11. Ben Bennett	(-136-3,086)	1983	2,950
12. Ben Bennett	(-148-3,033)	1982	2,885
13. Dave Brown	(57-2,794)	1991	2,851
14. Sean Renfree	(-58-2,891)	2011	2,833

Most Total Offensive Yards Per Game, Season

1. Anthony Dilweg	(3,713-11)	1988	337.55
2. Steve Slayden	(2,968-10)	1987	296.80
3. Thomas Sirk	(3,428-12)	2015	285.67
4. Thaddeus Lewis	(3,378-12)	2009	281.50
5. Daniel Jones	(3,322-12)	2016	276.83
6. Daniel Jones	(2,993-11)	2018	272.09
7. Ben Bennett	(2,950-11)	1983	268.18
8. Ben Bennett	(2,885-11)	1982	262.27

Most Total Offensive Yards, Career (Rush-Pass)

1. Thaddeus Lewis	(-78-10,065)	2006-09	9,987
2. Daniel Jones	(1,323-8,201)	2016-18	9,524
3. Sean Renfree	(-167-9,465)	2009-12	9,298
4. Spence Fischer	(89-9,019)	1992-95	9,108
5. Ben Bennett	(-553-9,614)	1980-83	9,061
6. Steve Slayden	(125-8,004)	1984-87	8,129
7. Anthony Boone	(800-5,789)	2011-14	6,589
8. Leo Hart	(151-6,116)	1968-70	6,267
9. Dave Brown	(53-5,717)	1989-91	5,770
10. Mike Dunn	(1,919-3,511)	1975-78	5,530

Most Total Offensive Yards Per Game, Career

1. Daniel Jones	(9,524-36)	2016-18	264.56
2. Sean Renfree	(9,298-41)	2009-12	226.78
3. Spence Fischer	(9,108-42)	1992-95	216.86
4. Ben Bennett	(9,061-42)	1980-83	215.74
5. Dave Brown	(5,770-27)	1984-87	213.70

Most Total Offensive Plays, Game (Rush-Pass)

1. Steve Slayden	(11-62)	73 vs. N.C. State, 1987
2. Daniel Jones	(15-54)	69 vs. North Carolina, 2018
3. Daniel Jones	(19-48)	67 vs. Wake Forest, 2016
4. Anthony Dilweg	(9-57)	66 vs. Maryland, 1988
D. Bryant	(13-53)	66 vs. N.C. State, 2001
6. Ben Bennett	(3-62)	65 vs. Wake Forest, 1980
Thomas Sirk	(13-52)	65 vs. Miami, 2015
8. Spence Fischer	(7-57)	64 vs. North Carolina, 1994
D. Bryant	(8-56)	64 vs. Clemson, 2001
Daniel Jones	(14-50)	64 vs. Miami, 2016
11. Spence Fischer	(7-56)	63 vs. Virginia, 1995
12. Thaddeus Lewis	(12-50)	62 vs. N.C. State, 2009
Sean Renfree	(3-59)	62 vs. Miami, 2012
Daniel Jones	(8-54)	62 vs. Virginia, 2016

Most Total Offensive Plays, Season (Rush-Pass)

1. Daniel Jones	(161-453)	2017	614
2. Thomas Sirk	(163-427)	2015	590
3. Daniel Jones	(141-430)	2016	571
4. Anthony Boone	(94-453)	2014	547
5. Anthony Dilweg	(55-484)	1988	539
6. Thaddeus Lewis	(86-449)	2009	535
7. Dave Brown	(90-437)	1991	527
8. Ben Bennett	(57-469)	1983	526
9. Quentin Harris	(160-357)	2019	517
10. Sean Renfree	(51-464)	2010	515

Most Total Offensive Plays Per Game, Season

1. Steve Slayden	(494-10)	1987	49.40
2. Thomas Sirk	(590-12)	2015	49.17
3. Anthony Dilweg	(539-11)	1988	49.00
4. Dave Brown	(527-11)	1991	47.91
5. Ben Bennett	(526-11)	1983	47.82

Most Total Offensive Plays, Career (Rush-Pass)

1. Thaddeus Lewis	(350-1,510)	2006-09	1,860
2. Daniel Jones	(406-1,275)	2016-18	1,681
3. Spence Fischer	(243-1,369)	1992-95	1,612
4. Ben Bennett	(207-1,375)	1980-83	1,582
5. Steve Slayden	(342-1,204)	1984-87	1,546
6. Sean Renfree	(153-1,389)	2009-12	1,542
7. Leo Hart	(314-877)	1968-70	1,191
8. Anthony Boone	(230-923)	2011-14	1,153
9. Mike Dunn	(595-540)	1975-78	1,135
10. Dave Brown	(147-845)	1989-91	992

Most Total Offensive Plays Per Game, Career

1. Daniel Jones	(1,681-36)	2016-18	46.69
2. Thaddeus Lewis	(1,860-47)	2006-09	39.57
3. Steve Slayden	(1,546-40)	1984-87	38.65
4. Leo Hart	(1,191-31)	1968-70	38.42
5. Spence Fischer	(1,369-42)	1992-95	38.38
6. Sean Renfree	(1,542-41)	2009-12	37.61

SCORING RECORDS

Most Points, Game

1. Tom Powers (6 TD)	36 vs. Richmond, 1950
2. Winston Siegfried (4 TD, 2 PAT)	26 vs. N.C. State, 1941
Wray Carlton (4 TD, 2 PAT)	26 vs. Virginia, 1957
Mike Dunn (4 TD, 1 PAT)	26 vs. North Carolina, 1976
5. Tom Davis (4 TD)	24 vs. N.C. State, 1942
Tony Benjamin (4 TD)	24 vs. Wake Forest, 1975
Robert Baldwin (4 TD)	24 vs. Maryland, 1994
Corey Thomas (4 TD)	24 vs. Georgia Tech, 1997
Justin Boyle (4 TD)	24 vs. Vanderbilt, 2006
Eron Riley (4 TD)	24 vs. Navy, 2007
Brandon Connette (4 TD)	24 vs. Miami, 2013
12. Red Smith (3 TD, 4 PAT)	22 vs. North Carolina, 1952
13. Tielor Robinson (3 TD, 1 PAT)	20 vs. N. Carolina, 2006

Most Points, Season

1. Ross Martin (26 FG, 42 PAT)	2015	120
2. Ross Martin (19 FG, 50 PAT)	2014	107
3. Ross Martin (20 FG, 46 PAT)	2012	106
4. Clarkston Hines (17 TD, 1 PAT)	1989	104
5. Ross Martin (13 FG, 58 PAT)	2013	97
6. Will Snyderwine (21 FG, 32 PAT)	2010	95
7. Winston Siegfried (14 TD, 1 PAT)	1941	86
8. Brandon Connette (14 TD)	2013	84
Austin Parker (17 FG, 33 PAT)	2017	84
10. Mike Dunn (13 TD, 1 PAT)	1976	80

Most Points Per Game, Season

1. Clarkston Hines (104-11)	1989	9.45
2. Ross Martin (120-13)	2015	9.23
3. Winston Siegfried (80-9)	1941	8.89
4. Ross Martin (107-13)	2014	8.23
5. Ross Martin (106-13)	2012	8.15

Most Points, Career

1. Ross Martin (78 FG, 196 PAT)	2012-15	430
2. Sims Lenhardt (55 FG, 75 PAT)	1996-99	240
3. Clarkston Hines (38 TD, 3 PAT)	1986-89	234
4. Will Snyderwine (46 FG, 84 PAT)	2009-11	222
5. Randy Gardner (33 FG, 122 PAT)	1989-92	221
6. Tom Cochran (36 FG, 90 PAT)	1992-95	198
7. Brandon Connette (32 TD, 1 PAT)	2010-13	194
8. Doug Peterson (37 FG, 82 PAT)	1986-88	193
9. Tom Davis (28 TD)	1941-44	168
Scott McKinney (32 FG, 72 PAT)	1978-81	168
Jamison Crowder (28 TD)	2011-14	168
12. Brent Garber (34 FG, 60 PAT)	2000-03	162
13. Chris Douglas (26 TD)	2000-03	156
Shaun Wilson (26 TD)	2014-17	156
15. Ken Harper (31 FG, 58 PAT)	1982-85	151

Most Points Per Game, Career (150 points)

1. Ross Martin (430-53)	2012-15	8.11
2. Will Snyderwine (222-35)	2009-11	6.34
3. Sims Lenhardt (240-40)	1996-99	6.00
4. Doug Peterson (193-33)	1986-88	5.85
5. Clarkston Hines (234-44)	1986-89	5.32

Touchdown Responsibility, Game (Rush-Pass)

1. Tom Powers (6-0)	6 vs. Richmond, 1950
Steve Slayden (0-6)	6 vs. Georgia Tech, 1987
Thaddeus Lewis (1-5)	6 vs. N.C. State, 2009
Brandon Connette (2-4)	6 vs. Pittsburgh, 2013
Daniel Jones (1-5)	6 vs. Temple, 2018
6. Dave Brown (1-4)	5 vs. Wake Forest, 1989
Thaddeus Lewis (1-4)	5 vs. Navy, 2007
Brandon Connette (2-3)	5 vs. Troy, 2013
Brandon Connette (4-1)	5 vs. Miami, 2013
Quentin Harris (1-4)	5 vs. North Carolina A&T, 2019

Touchdown Responsibility, Season (Rush-Pass)

1. Brandon Connette (14-13)	2013	27
2. Anthony Dilweg (2-24)	1988	26
3. Dave Brown (5-20)	1991	25
Daniel Jones (3-22)	2018	25
5. Thaddeus Lewis (4-20)	2009	24
Anthony Boone (5-19)	2014	24
Thomas Sirk (8-16)	2015	24
8. Steve Slayden (3-20)	1987	23
Thaddeus Lewis (2-21)	2007	23
Daniel Jones (7-16)	2016	23
Quentin Harris (7-16)	2019	23

Touchdown Responsibility, Career (Rush-Pass)

1. Thaddeus Lewis (9-67)	2006-09	76
2. Daniel Jones (17-52)	2016-18	69
3. Sean Renfree (9-51)	2009-12	60
4. Ben Bennett (2-55)	1980-83	57
5. Steve Slayden (8-48)	1984-87	56
6. Spence Fischer (7-48)	1992-95	55
7. Anthony Boone (16-38)	2011-14	54
8. Dave Brown (7-42)	1989-91	49
9. Brandon Connette (31-16)	2010-13	47

TD Responsibility, 2 Consecutive Games (Rush-Pass)

1. Brandon Connette, 2013 (2-4 vs. Pitt; 2-3 vs. Troy)	11
2. Dave Brown, 1989 (1-4 vs. WF; 0-4 vs. NCS)	9
Quentin Harris, 2019 (1-4 vs. NCA&T; 0-4 vs. MTSU)	9

TD Responsibility, 3 Consecutive Games

1. Steve Slayden, 1987 (0-6 vs. GT; 1-1 vs. WF; 1-3 vs. NCS)	12
Dave Brown, 1989 (1-4 vs. WF; 0-4 vs. NCS; 0-3 vs. UNC)	12
Brandon Connette, 2013 (1-0 vs. GT; 2-4 vs. Pitt; 2-3 vs. Troy)	12
Quentin Harris, 2019 (1-4 vs. NCA&T; 0-4 vs. MTSU; 1-2 vs. VT)	12
5. Thaddeus Lewis, 2007 (1-4 vs. NAVY; 0-2 vs. MIA; 0-4 vs. WF)	11
Thaddeus Lewis, 2009 (1-2 vs. NCCU; 0-2 vs. VT; 1-5 vs. NCS)	11

150-POINT SCORERS

1. Ross Martin

Year	TD	PAT ¹	PAT ²	FG	Pts
2012	0	46-47	0	20-23	106
2013	0	58-58	0	13-19	97
2014	0	50-50	0	19-21	107
2015	0	42-42	0	26-30	120
Total	0	196-197	0	78-93	430

5. Randy Gardner

Year	TD	PAT ¹	PAT ²	FG	Pts
1989	0	36-39	0	9-16	63
1990	0	26-27	0	10-13	56
1991	0	28-29	0	7-12	49
1992	0	32-32	0	7-16	53
Total	0	122-127	0	33-57	221

19. Tom Davis

Year	TD	PAT ¹	PAT ²	FG	Pts
1941	7	0-0	0	0-0	42
1942	9	0-0	0	0-0	54
1943	4	0-0	0	0-0	24
1944	8	0-0	0	0-0	48
Total	28	0-0	0	0-0	168

113. Chris Douglas

Year	TD	PAT ¹	PAT ²	FG	Pts
2000	7	0-0	0	0-0	42
2001	8	0-0	0	0-0	48
2002	5	0-0	0	0-0	30
2003	6	0-0	0	0-0	36
Total	26	0-0	0	0-0	156

2. Sims Lenhardt

Year	TD	PAT ¹	PAT ²	FG	Pts
1996	0	15-18	0	9-15	42
1997	0	22-22	0	16-20	70
1998	0	21-21	0	16-22	69
1999	0	17-17	0	14-18	59
Total	0	75-78	0	55-75	240

6. Tom Cochran

Year	TD	PAT ¹	PAT ²	FG	Pts
1992	0	0-0	0	0-0	0
1993	0	21-23	0	9-17	48
1994	0	37-40	0	13-22	76
1995	0	32-33	0	14-18	74
Total	0	90-96	0	36-57	198

19. Scott McKinney

Year	TD	PAT ¹	PAT ²	FG	Pts
1978	0	5-7	0	7-11	26
1979	0	17-17	0	7-12	38
1980	0	28-28	0	6-9	46
1981	0	22-23	0	12-20	58
Total	0	72-75	0	32-52	168

113. Shaun Wilson

Year	TD	PAT ¹	PAT ²	FG	Pts
2014	6	0-0	0	0-0	36
2015	5	0-0	0	0-0	30
2016	5	0-0	0	0-0	30
2017	10	0-0	0	0-0	60
Total	26	0-0	0	0-0	156

3. Clarkston Hines

Year	TD	PAT ¹	PAT ²	FG	Pts
1986	0	0-0	0	0-0	0
1987	11	0-0	0	0-0	66
1988	10	0-0	2	0-0	64
1989	17	0-0	1	0-0	104
Total	38	0-0	3	0-0	234

7. Brandon Connette

Year	TD	PAT ¹	PAT ²	FG	Pts
2010	8	0-0	1	0-0	50
2011	1	0-0	0	0-0	6
2012	9	0-0	0	0-0	54
2013	14	0-0	0	0-0	84
Total	32	0-0	1	0-0	194

19. Jamison Crowder

Year	TD	PAT ¹	PAT ²	FG	Pts
2011	1	0-0	0	0-0	6
2012	8	0-0	0	0-0	48
2013	11	0-0	0	0-0	66
2014	8	0-0	0	0-0	48
Total	28	0-0	0	0-0	168

15. Ken Harper

Year	TD	PAT ¹	PAT ²	FG	Pts
1982	0	4-8	0	2-6	10
1983	0	26-28	0	10-18	56
1984	0	9-9	0	13-16	48
1985	0	19-23	0	6-16	37
Total	0	58-68	0	31-56	151

4. Will Snyderwine

Year	TD	PAT ¹	PAT ²	FG	Pts
2009	0	24-24	0	17-20	75
2010	0	32-32	0	21-24	95
2011	0	28-28	0	8-17	52
Total	0	84-84	0	46-61	222

8. Doug Peterson

Year	TD	PAT ¹	PAT ²	FG	Pts
1986	0	14-18	0	10-13	44
1987	0	34-36	0	15-22	79
1988	0	34-35	0	12-16	70
Total	0	82-89	0	37-51	193

12. Brent Garber

Year	TD	PAT ¹	PAT ²	FG	Pts
2000	0	16-18	0	7-12	37
2001	0	18-20	0	6-9	36
2002	0	21-23	0	14-26	63
2003	0	5-5	0	7-12	26
Total	0	60-66	0	34-59	162

16. Corey Thomas

Year	TD	PAT ¹	PAT ²	FG	Pts
1994	8	0-0	0	0-0	48
1995	6	0-0	0	0-0	36
1996	4	0-0	0	0-0	24
1997	7	0-0	0	0-0	42
Total	25	0-0	0	0-0	150

PLACEKICKING RECORDS

Most PATs, Game

1.	Bob Gantt	9 vs. N.C. State, 1943
2.	Mike Souchak	8 vs. Richmond, 1949
	Collin Wareham	8 vs. Temple, 2018
4.	Vince Fusco	7 vs. Wake Forest, 1975
	Randy Gardner	7 vs. Wake Forest, 1989
	Randy Gardner	7 vs. Western Carolina, 1990
	Nick Maggio	7 vs. N.C. Central, 2009
	Will Snyderwine	7 vs. N.C. State, 2009
	Ross Martin	7 vs. Pittsburgh, 2013
	Ross Martin	7 vs. Elon, 2014
	Ross Martin	7 vs. N.C. Central, 2015
	AJ Reed	7 vs. N.C. Central, 2016
	Austin Parker	7 vs. N.C. Central, 2017
	Collin Wareham	7 vs. N.C. Central, 2018

Most PATs, Season

1.	Ross Martin	2013	58
2.	Ross Martin	2014	50
3.	Collin Wareham	2018	49
4.	Ross Martin	2012	46
5.	Ross Martin	2015	42
6.	Bob Gantt	1943	41
7.	Tom Cochran	1994	37
	AJ Reed	2016	37
9.	Randy Gardner	1989	36
10.	Doug Peterson	1987	34
	Doug Peterson	1988	34
	AJ Reed	2019	34

Most PATs, Career

1.	Ross Martin	2012-15	196
2.	Randy Gardner	1989-92	122
3.	Tom Cochran	1993-95	90
4.	Will Snyderwine	2009-11	84
5.	Doug Peterson	1993-95	82
6.	Bob Gantt	1942-43, 46	78
7.	Mike Souchak	1948-50	76
8.	Sims Lenhardt	1996-99	75
9.	Scott McKinney	1978-81	72
10.	AJ Reed	2016-19	71
11.	Brent Garber	2000-03	60

Most PATs Attempted, Game

1.	Bob Gantt	10 vs. N.C. State, 1943
	Mike Souchak	10 vs. Richmond, 1949
3.	Collin Wareham	8 vs. N.C. Central, 2018
	Collin Wareham	8 vs. Temple, 2018
5.	Vince Fusco	7 vs. Wake Forest, 1975
	Randy Gardner	7 vs. Wake Forest, 1989
	Randy Gardner	7 vs. Western Carolina, 1990
	Tom Cochran	7 vs. Wake Forest, 1994
	Nick Maggio	7 vs. N.C. Central, 2009
	Will Snyderwine	7 vs. N.C. State, 2009
	Ross Martin	7 vs. Pittsburgh, 2013
	Ross Martin	7 vs. Elon, 2014
	Ross Martin	7 vs. N.C. Central, 2015
	AJ Reed	7 vs. N.C. Central, 2016
	Austin Parker	7 vs. N.C. Central, 2017
	Charlie Ham	7 vs. Charlotte, 2020

Most PATs Attempted, Season

1.	Ross Martin	2013	58
2.	Collin Wareham	2018	51
3.	Ross Martin	2014	50
4.	Ross Martin	2012	47
5.	Bob Gantt	1943	46
6.	Ross Martin	2015	42
7.	Tom Cochran	1994	40
8.	Randy Gardner	1989	39
9.	Mike Souchak	1949	38
	AJ Reed	2016	38

Most PATs Attempted, Career

1.	Ross Martin	2012-15	197
2.	Randy Gardner	1989-92	127
3.	Tom Cochran	1993-95	96
4.	Doug Peterson	1993-95	89
5.	Mike Souchak	1948-50	88
6.	Will Snyderwine	2009-11	84
7.	Sims Lenhardt	1996-99	78
8.	Scott McKinney	1978-81	75
9.	Ken Harper	1982-85	68
10.	Brent Garber	2000-03	66

Highest PAT Percentage, Season (20)

1.	Scott McKinney (28-28)	1980	1.000
	Randy Gardner (32-32)	1992	1.000
	Sims Lenhardt (22-22)	1997	1.000
	Sims Lenhardt (21-21)	1998	1.000
	Nick Maggio (28-28)	2008	1.000
	Will Snyderwine (24-24)	2009	1.000
	Will Snyderwine (32-32)	2010	1.000
	Will Snyderwine (28-28)	2011	1.000
	Ross Martin (58-58)	2013	1.000
	Ross Martin (42-42)	2015	1.000
	AJ Reed (34-34)	2019	1.000

Highest PAT Percentage, Career (40)

1.	Nick Maggio (50-50)	2007-10	1.000
	Will Snyderwine (84-84)	2009-11	1.000
3.	Ross Martin (196-197)	2012-15	.995
4.	AJ Reed (71-72)	2016-19	.986
5.	Sims Lenhardt (75-78)	1996-99	.9615
6.	Collin Wareham (49-51)	2014-18	.9608
7.	Randy Gardner (122-127)	1989-92	.9606
8.	Scott McKinney (72-75)	1978-81	.9600
9.	Tom Cochran (90-96)	1993-95	.938
10.	Doug Peterson (82-89)	1993-95	.921
11.	Brent Garber (60-66)	2000-03	.909
12.	Mike Souchak (76-88)	1948-50	.864

Most Consecutive PATs Made

1.	Ross Martin	2012-15	152
2.	Will Snyderwine	2009-11	84
3.	Sims Lenhardt	1996-99	62
4.	Randy Gardner	1991-92	59
5.	AJ Reed	2016-19	58
6.	Nick Maggio	2007-10	50
7.	Scott McKinney	1978-81	49
8.	Randy Gardner	1989-90	46
9.	Ross Martin	2012	44
10.	Collin Wareham	2018	38
11.	Tom Cochran	1993-94	35
12.	Ken Harper	1983-85	34

Most Field Goals, Game

1.	Vince Fusco	6 vs. Clemson, 1976
2.	Doug Peterson	5 vs. Maryland, 1987
	Will Snyderwine	5 vs. Virginia, 2009
4.	David Wright	4 vs. Florida, 1971
	John Tolish	4 vs. Wake Forest, 1982
	Doug Peterson	4 vs. Vanderbilt, 1986
	Tom Cochran	4 vs. Maryland, 1993
	Sims Lenhardt	4 vs. Navy, 1997
	Sims Lenhardt	4 vs. Wake Forest, 1998
	Sims Lenhardt	4 vs. Vanderbilt, 1998
	Sims Lenhardt	4 vs. Northwestern, 1999
	Will Snyderwine	4 vs. Virginia Tech, 2009
	Ross Martin	4 vs. North Carolina, 2012

Most Field Goals, Season

1.	Ross Martin	2015	26
2.	Will Snyderwine	2010	21
3.	Ross Martin	2012	20
4.	Ross Martin	2014	19
5.	Will Snyderwine	2009	17
	Austin Parker	2017	17
7.	Sims Lenhardt	1997	16
	Sims Lenhardt	1998	16
9.	Doug Peterson	1987	15
	AJ Reed	2019	15
11.	Tom Cochran	1995	14
	Sims Lenhardt	1999	14
	Brent Garber	2002	14

Most Field Goals, Career

1.	Ross Martin	2012-15	78
2.	Sims Lenhardt	1996-99	55
3.	Will Snyderwine	2009-11	46
4.	Doug Peterson	1986-88	37
5.	Tom Cochran	1993-95	36
6.	Brent Garber	2000-03	34
7.	Randy Gardner	1989-92	33
8.	Scott McKinney	1978-81	32
9.	Ken Harper	1982-85	31
10.	Vince Fusco	1975-76	21
11.	Matt Brooks	2001-04	19
12.	AJ Reed	2016-19	18
13.	Austin Parker	2016-19	17
14.	William Reynolds	1960-62	15
	Nick Maggio	2007-10	15

Highest Field Goal Percentage, Season (16 att.)

1.	Ross Martin (19-21)	2014	.905
2.	Will Snyderwine (21-24)	2010	.875
3.	Ross Martin (20-23)	2012	.870
4.	Ross Martin (26-30)	2015	.867
5.	Will Snyderwine (17-20)	2009	.850
6.	AJ Reed (15-18)	2019	.833
7.	Ken Harper (13-16)	1984	.813
8.	Austin Parker (17-21)	2017	.810
9.	Sims Lenhardt (16-20)	1997	.800
10.	Tom Cochran (14-18)	1995	.778
	Sims Lenhardt (14-18)	1999	.778

Highest Field Goal Percentage, Career (25 att.)

1.	Ross Martin (78-93)	2012-15	.839
2.	Will Snyderwine (46-61)	2009-11	.754
3.	Sims Lenhardt (55-75)	1996-99	.733
4.	Doug Peterson (37-51)	1986-88	.726
5.	Matt Brooks (19-28)	2001-04	.679
6.	AJ Reed (18-28)	2016-19	.643
7.	Tom Cochran (36-57)	1993-95	.632
8.	Scott McKinney (32-52)	1978-81	.615
9.	William Reynolds (15-25)	1960-62	.600
10.	Vince Fusco (21-36)	1975-76	.583
11.	Randy Gardner (33-57)	1989-92	.579
12.	Brent Garber (34-59)	2000-03	.576

Most Field Goals Attempted, Game

1.	Vince Fusco	7 vs. Clemson, 1976
	Tom Cochran	7 vs. N.C. State, 1994
3.	Doug Peterson	6 vs. Maryland, 1987
4.	David Wright	5 vs. Florida, 1971
	Sims Lenhardt	5 vs. Wake Forest, 1998
	Will Snyderwine	5 vs. Virginia, 2009
	Ross Martin	5 vs. Virginia Tech, 2014
	Ross Martin	5 vs. Virginia Tech, 2015

Most Field Goals Attempted, Season

1.	Ross Martin	2015	30
2.	Brent Garber	2002	26
3.	Will Snyderwine	2010	24
4.	Ross Martin	2012	23
5.	Doug Peterson	1987	22
	Tom Cochran	1994	22
	Sims Lenhardt	1998	22
8.	Ross Martin	2014	21
	Austin Parker	2017	21
10.	Vince Fusco	1976	20
	Scott McKinney	1981	20
	Sims Lenhardt	1997	20
	Will Snyderwine	2009	20

Most Field Goals Attempted, Career

1.	Ross Martin	2012-15	93
2.	Sims Lenhardt	1996-99	75
3.	Will Snyderwine	2009-11	61
4.	Brent Garber	2000-03	59
5.	Randy Gardner	1989-92	57
	Tom Cochran	1993-95	57
7.	Ken Harper	1982-85	56
8.	Scott McKinney	1978-81	52
9.	Doug Peterson	1986-88	51
10.	Vince Fusco	1975-76	36
11.	Matt Brooks	2001-04	28
	AJ Reed	2016-19	28
13.	William Reynolds	1960-62	25
14.	Nick Maggio	2007-10	23

Most Consecutive Field Goals Made

1.	Will Snyderwine	2010	18
2.	Sims Lenhardt	1998-99	15
	Ross Martin	2014	15
	Ross Martin	2014-15	15
5.	Ross Martin	2012	13
6.	Will Snyderwine	2009	12

Most 50+ Field Goals, Game

1.	Sims Lenhardt	2 vs. Vanderbilt, 1998
	Ross Martin	2 vs. Virginia Tech, 2013

Most 50+ Field Goals, Season

1.	Sims Lenhardt	1998	4
	Ross Martin	2015	4
3.	Brent Garber	2002	3
4.	Matt Brooks	2004	2
	Joe Surgan	2008	2
	Ross Martin	2012	2
	Ross Martin	2013	2
	AJ Reed	2019	2
8.	Eight tied with last by Will Snyderwine	2010	1

Most 50+ Field Goals, Career

1.	Ross Martin	2012-15	8
2.	Sims Lenhardt	1996-99	6
3.	Brent Garber	2000-03	4
4.	Matt Brooks	2001-04	2
	Joe Surgan	2005-08	2
	Will Snyderwine	2009-11	2
	AJ Reed	2016-19	2
7.	David Wright	1969-71	1
	Vince Fusco	1975-76	1
	Doug Peterson	1984-87	1

50-Yard Field Goals, Date

1.	David Wright	51 vs. N.C. State, 1970
2.	Vince Fusco	57 vs. Clemson, 1976
3.	Doug Peterson	55 vs. North Carolina, 1987
4.	Sims Lenhardt	50 vs. Navy, 1997
5.	Sims Lenhardt	51 vs. Florida State, 1998
6.	Sims Lenhardt	50 vs. Georgia Tech, 1998
7.	Sims Lenhardt (20)	54 vs. Vanderbilt, 1998
8.	Sims Lenhardt (30)	53 vs. Vanderbilt, 1998
9.	Sims Lenhardt	50 vs. N.C. State, 1999
10.	Brent Garber	56 vs. East Carolina, 2002
11.	Brent Garber	52 vs. N.C. State, 2002
12.	Brent Garber	50 vs. Navy, 2002
13.	Brent Garber	54 vs. Tennessee, 2003
14.	Matt Brooks	53 vs. Clemson, 2004
15.	Matt Brooks	51 vs. North Carolina, 2004
16.	Joe Surgan	52 vs. Navy, 2008
17.	Joe Surgan	53 vs. North Carolina, 2008
18.	Will Snyderwine	51 vs. Wake Forest, 2009
19.	Will Snyderwine	52 vs. Georgia Tech, 2010
20.	Ross Martin	50 vs. Georgia Tech, 2012
21.	Ross Martin	52 vs. Cincinnati, 2012
22.	Ross Martin (20)	51 vs. Virginia Tech, 2013
23.	Ross Martin (20)	53 vs. Virginia Tech, 2013
24.	Ross Martin	53 vs. Boston College, 2015
25.	Ross Martin	51 vs. Pittsburgh, 2015
26.	Ross Martin	51 vs. Wake Forest, 2015
27.	Ross Martin	52 vs. Indiana, 2015
28.	AJ Reed	50 vs. North Carolina A&T, 2019
29.	AJ Reed	51 vs. Syracuse, 2019

50-Yard Field Goals, Length

1.	Vince Fusco	57 vs. Clemson, 1976
2.	Brent Garber	56 vs. East Carolina, 2002
3.	Doug Peterson	55 vs. North Carolina, 1987
4.	Sims Lenhardt	54 vs. Vanderbilt, 1998
	Brent Garber	54 vs. Tennessee, 2003
6.	Sims Lenhardt	53 vs. Vanderbilt, 1998
	Matt Brooks	53 vs. Clemson, 2004
	Joe Surgan	53 vs. North Carolina, 2008
	Ross Martin	53 vs. Virginia Tech, 2013
	Ross Martin	53 vs. Boston College, 2015
11.	Brent Garber	52 vs. N.C. State, 2002
	Joe Surgan	52 vs. Navy, 2008
	Will Snyderwine	52 vs. Georgia Tech, 2010
	Ross Martin	52 vs. Cincinnati, 2012
	Ross Martin	52 vs. Indiana, 2015
16.	David Wright	51 vs. N.C. State, 1970
	Sims Lenhardt	51 vs. Florida State, 1998
	Matt Brooks	51 vs. North Carolina, 2004
	Will Snyderwine	51 vs. Wake Forest, 2009
	Ross Martin	51 vs. Virginia Tech, 2013
	Ross Martin	51 vs. Pittsburgh, 2015
	Ross Martin	51 vs. Wake Forest, 2015
	AJ Reed	51 vs. Syracuse, 2019
23.	Sims Lenhardt	50 vs. Navy, 1997
	Sims Lenhardt	50 vs. Georgia Tech, 1998
	Sims Lenhardt	50 vs. N.C. State, 1999
	Brent Garber	50 vs. Navy, 2002
	Ross Martin	50 vs. Georgia Tech, 2012
	AJ Reed	50 vs. North Carolina A&T, 2019

SCORING RETURN RECORDS

Most Kickoff Returns For TD, Game

1.	^{NCAA} Damond Philyaw-Johnson ^{1,2}	2
	98 & 97 vs. Wake Forest, 2019	
2.	29 tied with	1
	last by Shaun Wilson 96 at Notre Dame, 2016	

Most Kickoff Returns for TD, Season

1.	DeVon Edwards	2015	3
2.	Randy Jones	1990	2
	DeVon Edwards	2013	2
	Damond Philyaw-Johnson	2019	2

Most Kickoff Returns for TD, Career

1.	DeVon Edwards	2013-16	6
2.	Randy Jones	1987-90	3
3.	Leroy Gallman	1990-93	2
	Shaun Wilson	2014-17	2
	Damond Philyaw-Johnson	2018-Present	2

Most Punt Returns For TD, Game

1.	53 tied with	1
	last by Dorian Mausi 32 yds vs. Georgia Tech, 2019	

Most Punt Returns for TD, Season

1.	Elmore Hackney	1937	2
	Jay Wilkinson	1961	2
	Jamison Crowder	2013	2
	Jamison Crowder	2014	2

Most Punt Returns for TD, Career

1.	Jamison Crowder	2011-14	4
2.	Elmore Hackney	1935-37	3
	Jay Wilkinson	1961-63	3
4.	Ernie Jackson	1969-71	2
	Rodney Dickerson	1984-87	2
	Ronnie Hamilton	1998-01	2

Notes:

^{NCAA} NCAA single-game record

1. Tied with 24 others with two touchdowns from kickoff returns in the same game
2. Tied with Clemson's Justin Miller when he scored 2 against Florida State in 2004 to be the only ACC players to score two touchdowns off of kickoff returns

Most Fumble Returns For TD, Game

1.	21 tied with	1
	last by Shaka Heyward at Georgia Tech, 2020	

Most Fumble Returns for TD, Season

1.	John Zuanich	1994	2
	Vincent Rey	2008	2

Most Fumble Returns for TD, Career

1.	Vincent Rey	2006-09	3
2.	John Zuanich	1992-95	2

Most Blocked FG Returns For TD, Game

1.	Kenneth Stanford (70)	1 vs. North Carolina, 2004
	Ross Cockrell (75)	1 vs. FIU, 2012

Most Blocked FG Returns For TD, Season

1.	Kenneth Stanford	2004	1
	Ross Cockrell	2012	1

Most Blocked FG Returns For TD, Career

1.	Kenneth Stanford	2001-04	1
	Ross Cockrell	2010-13	1

Most Interception Returns For TD, Game

1.	Leon Wright	2 vs. Army West Point, 2009
	DeVon Edwards	2 vs. N.C. State, 2013

Most Interception Returns for TD, Season

1.	Gordon Carver	1945	2
	Ernie Jackson	1971	2
	Wyatt Smith	1989	2
	John Talley	2004	2
	Leon Wright	2009	2
	DeVon Edwards	2013	2
	Bryon Fields Jr.	2017	2

Most Interception Returns for TD, Career

1.	Bryon Fields Jr.	2014-17	4
2.	Wyatt Smith	1988-91	3
	John Talley	2003-06	3
4.	Jack Alexander	1933-35	2
	Gordon Carver	1942-45	2
	Jack Wilson	1959-61	2
	Ernie Jackson	1969-71	2
	Dennis Tabron	1978-81	2
	Leon Wright	2006-09	2
	DeVon Edwards	2013-16	2

Most Defensive PAT Returns, Game

1.	Tawambi Settles (<i>Blocked PAT; 60</i>)	1 vs. Florida St., 1995
	Lamar Grant (<i>Interception; 100</i>)	1 vs. Maryland, 1996
	Kyler Brown (<i>Interception; 98</i>)	1 vs. FIU, 2012

Most Defensive PAT Returns, Season

1.	Tawambi Settles	1995	1
	Lamar Grant	1996	1
	Kyler Brown	2012	1
	Jeremiah Lewis	2020	1

Most Defensive PAT Returns, Career

1.	Tawambi Settles	1995	1
	Lamar Grant	1996	1
	Kyler Brown	2012	1
	Jeremiah Lewis	2020	1

RETURNS FOR TOUCHDOWNS

Kickoff Returns for TDs, Date

1.	Lowell Mason	88 vs. Washington & Lee, 1931
2.	Harwood Smith	95 vs. Wake Forest, 1935
3.	Elmore Hackney	61 vs. South Carolina, 1935
4.	Ed West	67 vs. Clemson, 1935
5.	Ace Parker	105 vs. North Carolina, 1936
6.	Tom Powers	93 vs. North Carolina, 1949
7.	Herbert Field	92 vs. Virginia Tech, 1950
8.	Bernie Blaney	97 vs. Pittsburgh, 1956
9.	Troy Slade	94 vs. North Carolina, 1973
10.	Cedric Jones	97 vs. Wake Forest, 1979
11.	Greg Boone	100 vs. Tennessee, 1982
12.	Quinton McCracken	96 vs. Clemson, 1988
13.	Randy Jones	93 vs. Georgia Tech, 1988
14.	Leroy Gallman	78 vs. Clemson, 1990
15.	Randy Jones	88 vs. Western Carolina, 1990
16.	Randy Jones	97 vs. Wake Forest, 1990
17.	Leroy Gallman	100 vs. Tennessee, 1993
18.	Scottie Montgomery	99 vs. Wake Forest, 1999
19.	Chris Davis	94 vs. Maryland, 2004
20.	Ronnie Drummer	100 vs. East Carolina, 2005
21.	Jabari Marshall	94 vs. Connecticut, 2007
22.	DeVon Edwards	100 vs. N.C. State, 2013
23.	DeVon Edwards	99 vs. North Carolina, 2013
24.	DeVon Edwards	99 vs. Pittsburgh, 2014
25.	DeVon Edwards	95 vs. Tulane, 2015
26.	DeVon Edwards	100 vs. Georgia Tech, 2015
27.	DeVon Edwards	94 vs. Virginia, 2015
28.	Shaun Wilson	98 vs. Indiana, 2015
29.	Shaun Wilson	96 vs. Notre Dame, 2016
30.	Damond Philyaw-Johnson	97 vs. Wake Forest, 2019
31.	Damond Philyaw-Johnson	98 vs. Wake Forest, 2019

Kickoff Returns for TDs, Length

1.	Ace Parker	105 vs. North Carolina, 1936
2.	Greg Boone	100 vs. Tennessee, 1982
	Leroy Gallman	100 vs. Tennessee, 1993
	Ronnie Drummer	100 vs. East Carolina, 2005
	DeVon Edwards	100 vs. N.C. State, 2013
	DeVon Edwards	100 vs. Georgia Tech, 2015
7.	Scottie Montgomery	99 vs. Wake Forest, 1999
	DeVon Edwards	99 vs. North Carolina, 2013
	DeVon Edwards	99 vs. Pittsburgh, 2014
10.	Shaun Wilson	98 vs. Indiana, 2015
	Damond Philyaw-Johnson	98 vs. Wake Forest, 2019
12.	Bernie Blaney	97 vs. Pittsburgh, 1956
	Cedric Jones	97 vs. Wake Forest, 1979
	Randy Jones	97 vs. Wake Forest, 1990
	Damond Philyaw-Johnson	97 vs. Wake Forest, 2019
16.	Quinton McCracken	96 vs. Clemson, 1988
	Shaun Wilson	96 vs. Notre Dame, 2016
18.	Harwood Smith	95 vs. Wake Forest, 1935
	DeVon Edwards	95 vs. Tulane, 2015
20.	Troy Slade	94 vs. North Carolina, 1973
	Chris Davis	94 vs. Maryland, 2004
	Jabari Marshall	94 vs. Connecticut, 2007
	DeVon Edwards	94 vs. Virginia, 2015
24.	Tom Powers	93 vs. North Carolina, 1949
	Randy Jones	93 vs. Georgia Tech, 1988
26.	Herbert Field	92 vs. Virginia Tech, 1950
27.	Lowell Mason	88 vs. Washington & Lee, 1931
	Randy Jones	88 vs. Western Carolina, 1990
29.	Leroy Gallman	78 vs. Clemson, 1990
30.	Ed West	67 vs. Clemson, 1935
31.	Elmore Hackney	61 vs. South Carolina, 1935

Fumble Returns for TDs, Date

1.	Clyde Redding	0 vs. Tennessee, 1941
2.	Lawrence Karl	0 vs. Tennessee, 1947
3.	Ed Rushton	78 vs. Pittsburgh, 1956
4.	Donald Weisley	21 vs. West Virginia, 1966
5.	Greg Stroud	25 vs. Richmond, 1979
6.	Ray Farmer	0 vs. Vanderbilt, 1992
7.	Duane Marks	15 vs. Georgia Tech, 1992
8.	Scott Youmans	2 vs. Clemson, 1993
9.	Curtiss Bunch	0 vs. Wake Forest, 1994
10.	John Zuanich	62 vs. Wake Forest, 1994
11.	Tijan Redmon	7 vs. Florida State, 1994
12.	John Zuanich	21 vs. N.C. State, 1994
13.	Darius Clark	5 vs. Clemson, 1997
14.	Leon Wright	24 vs. Georgia Tech, 2007
15.	Vincent Rey	37 vs. Navy, 2008
16.	Vincent Rey	36 vs. North Carolina, 2008
17.	Vincent Rey	16 vs. N.C. Central, 2009
18.	Adam Banks	0 vs. N.C. State, 2009
19.	Charlie Hatcher	7 vs. Virginia, 2009
20.	August Campbell	95 vs. Boston College, 2010
21.	Jaylen Stinson	0 vs. Virginia Tech, 2020
22.	Shaka Heyward	0 at Georgia Tech, 2020

Fumble Returns for TDs, Length

1.	August Campbell	95 vs. Boston College, 2010
2.	Ed Rushton	78 vs. Pittsburgh, 1956
3.	John Zuanich	62 vs. Wake Forest, 1994
4.	Vincent Rey	37 vs. Navy, 2008
5.	Vincent Rey	36 vs. North Carolina, 2008
6.	Greg Stroud	25 vs. Richmond, 1979
7.	Leon Wright	24 vs. Georgia Tech, 2007
8.	Donald Weisley	21 vs. West Virginia, 1966
	John Zuanich	21 vs. N.C. State, 1994
10.	Vincent Rey	16 vs. N.C. Central, 2009
11.	Duane Marks	15 vs. Georgia Tech, 1992
12.	Tijan Redmon	7 vs. Florida State, 1994
	Charlie Hatcher	7 vs. Virginia, 2009
14.	Darius Clark	5 vs. Clemson, 1997
15.	Scott Youmans	2 vs. Clemson, 1993
16.	Clyde Redding	0 vs. Tennessee, 1941
	Lawrence Karl	0 vs. Tennessee, 1947
	Ray Farmer	0 vs. Vanderbilt, 1992
	Curtiss Bunch	0 vs. Wake Forest, 1994
	Adam Banks	0 vs. N.C. State, 2009
	Jaylen Stinson	0 vs. Virginia Tech, 2020
	Shaka Heyward	0 at Georgia Tech, 2020

Punt Returns for TDs, Date

1.	Earle Wentz	[^] 26 vs. VMI, 1934
2.	B.O. Cornelius	68 vs. Clemson, 1934
3.	Elmer Tarrall	[^] 14 vs. Tennessee, 1934
4.	John Johnston	66 vs. Wake Forest, 1934
5.	Woodrow Lipscomb	0 [^] vs. Clemson, 1936
6.	Elmore Hackney	52 vs. Tennessee, 1936
7.	Ace Parker	70 vs. N.C. State, 1936
8.	Bob Baskervill	[^] 0 vs. Virginia Tech, 1937
9.	Joe Brunansky	[^] 0 vs. Colgate, 1937
10.	George McAfee	92 vs. Washington & Lee, 1937
11.	Elmore Hackney	72 vs. North Carolina, 1937
12.	Elmore Hackney	55 vs. N.C. State, 1937
13.	Willard Perdue	[^] 0 vs. Pittsburgh, 1938
14.	Mike Karmazin	[^] 28 vs. VMI, 1939
15.	Bill Bailey	[^] 0 vs. North Carolina, 1939
16.	Tommy Prothro	[^] 16 vs. Wake Forest, 1940
17.	Herman Smith	[^] 2 vs. Colgate, 1940
18.	Buddy Luper	72 vs. Colgate, 1942
19.	Robert Rute	58 vs. Pittsburgh, 1942
20.	Bob Nanni	[^] 11 vs. Richmond, 1943
21.	Pat Preston	[^] 0 vs. Navy, 1943
22.	Ernie Knotts	[^] 12 vs. N.C. State, 1943
23.	George Clark	46 vs. Richmond, 1944
24.	George Clark	95 vs. Wake Forest, 1944
25.	Bill Duncan	[^] 16 vs. South Carolina, 1945
26.	George Clark	55 vs. Navy, 1946
27.	Bill Duncan	[^] 0 vs. Navy, 1948
28.	Richard Sommers	52 vs. Washington & Lee, 1952
29.	Dave Lerps	75 vs. N.C. State, 1953
30.	Floyd Bell	65 vs. N.C. State, 1958
31.	Jay Wilkinson	63 vs. Virginia, 1961
32.	Jay Wilkinson	82 vs. N.C. State, 1961
33.	John Gutekunst	76 vs. Maryland, 1963
34.	Stan Crisson	[^] 0 vs. Wake Forest, 1963
35.	Jay Wilkinson	72 vs. Wake Forest, 1963
36.	Andy Beath	49 vs. Pittsburgh, 1966
37.	Ernie Jackson	82 vs. Pittsburgh, 1969
38.	Ernie Jackson	74 vs. South Carolina, 1971
39.	Troy Slade	85 vs. Tulane, 1973
40.	Earl Cook	35 vs. Navy, 1977
41.	George Gaudun	47 vs. Navy, 1977
42.	Dennis Tabron	[^] 0 vs. Georgia Tech, 1981
43.	Rodney Dickerson	[^] 0 vs. Wake Forest, 1986
44.	Rodney Dickerson	24 vs. N.C. State, 1987
45.	Derrick Jackson	38 vs. Virginia, 1992
46.	Brad Breedlove	43 vs. Army West Point, 1993
47.	Ray Farmer	[^] 0 vs. Clemson, 1994
48.	Brian Krenzel	[^] 2 vs. North Carolina, 1997
49.	Ronnie Hamilton	84 vs. Florida State, 2000
50.	Ronnie Hamilton	68 vs. Florida State, 2001
51.	Lee Butler	65 vs. N.C. Central, 2012
52.	Tony Foster	[^] 26 vs. Cincinnati, 2012
53.	Jamison Crowder	76 vs. N.C. Central, 2013
54.	Jamison Crowder	82 vs. Pittsburgh, 2013
55.	Jamison Crowder	52 vs. Syracuse, 2014
56.	Jamison Crowder	68 vs. Arizona State, 2014
57.	Javeon Jackson	[^] 14 vs. Georgia Tech, 2019
58.	Dorian Mausi	[^] 32 at NC State, 2020

Punt Returns for TDs, Length

1.	George Clark	95 vs. Wake Forest, 1944
2.	George McAfee	92 vs. Washington & Lee, 1937
3.	Troy Slade	85 vs. Tulane, 1973
4.	Ronnie Hamilton	84 vs. Florida State, 2000
5.	Jay Wilkinson	82 vs. N.C. State, 1961
	Ernie Jackson	82 vs. Pittsburgh, 1969
	Jamison Crowder	82 vs. Pittsburgh, 2013
8.	John Gutekunst	76 vs. Maryland, 1963
	Jamison Crowder	76 vs. N.C. Central, 2013
10.	Dave Lerps	75 vs. N.C. State, 1953

Interception Returns for TDs, Date

1.	James Harton	25 vs. Kentucky, 1931
2.	Fred Crawford	72 vs. Tennessee, 1932
3.	Paul Whitener	25 vs. VMI, 1934
4.	Jack Alexander	37 vs. Wake Forest, 1934
5.	Jack Alexander	90 vs. North Carolina, 1935
6.	Bob Spangler	45 vs. Washington & Lee, 1936
7.	Carl Deane	30 vs. Columbia, 1939
8.	Steve Lach	36 vs. N.C. State, 1940
9.	George Bokinsky	43 vs. Wake Forest, 1941
10.	Benny Cittadino	16 vs. Colgate, 1942
11.	Jim Wolfe	31 vs. Colgate, 1942
12.	Al Hoover	42 vs. N.C. State, 1942
13.	Lloyd Blount	42 vs. Camp Lejeune, 1943
14.	Howard Hartley	46 vs. North Carolina, 1943
15.	Ed Sharkey	12 vs. Wake Forest, 1944
16.	Gordon Carver	88 vs. Bogue Field, 1945
17.	Howard Christner	22 vs. Bogue Field, 1945
18.	Gordon Carver	47 vs. N.C. State, 1945
19.	Benny Cittadino	15 vs. South Carolina, 1946
20.	Louis Allen	40 vs. N.C. State, 1947
21.	Thomas Hughes	15 vs. Maryland, 1947
22.	Bill Duncan	85 vs. George Washington, 1948
23.	George Skipworth	39 vs. Richmond, 1949
24.	Thomas Harris	34 vs. Tennessee, 1949
25.	Louis Viau	30 vs. Virginia Tech, 1949
26.	Robert Bickel	59 vs. Pittsburgh, 1950
27.	John Carey	49 vs. N.C. State, 1952
28.	Bill Conner	46 vs. Pennsylvania, 1954
29.	Ed Rushton	38 vs. N.C. State, 1955
30.	Johnny Long	27 vs. Virginia, 1956
31.	Bert Lattimore	36 vs. Virginia, 1956
32.	Jack Wilson	61 vs. N.C. State, 1959
33.	Jack Wilson	54 vs. Navy, 1961
34.	William Reynolds	16 vs. Wake Forest, 1962
35.	William Baird	52 vs. Wake Forest, 1962
36.	William Simpson	1 vs. Virginia, 1964
37.	John Gutekunst	83 vs. N.C. State, 1964
38.	Bob Matheson	35 vs. North Carolina, 1965
39.	Robert Foyle	33 vs. North Carolina, 1966
40.	Larry Dempsey	26 vs. North Carolina, 1966
41.	Ernie Jackson	30 vs. South Carolina, 1971
42.	Ernie Jackson	54 vs. Stanford, 1971
43.	Carl McGee	68 vs. Army West Point, 1975
44.	Bill King	44 vs. Navy, 1977
45.	Earl Cook	30 vs. South Carolina, 1977
46.	Dennis Tabron	87 vs. Clemson, 1980
47.	Dennis Tabron	10 vs. Virginia Tech, 1981
48.	Brick Johnstone	33 vs. South Carolina, 1982
49.	Wyatt Smith	16 vs. Maryland, 1989
50.	Wyatt Smith	64 vs. N.C. State, 1989
51.	Derrick Jackson	57 vs. Rutgers, 1991
52.	Wyatt Smith	55 vs. Rutgers, 1991
53.	Sean Thomas	84 vs. East Carolina, 1992
54.	Sidney Wells	25 vs. Wake Forest, 1994
55.	Alonzo Moyer	40 vs. Wake Forest, 1995
56.	Anthony Roberts	20 vs. Wake Forest, 2001
57.	Brendan Dewan	28 vs. East Carolina, 2002
58.	Malcolm Ruff	42 vs. Georgia Tech, 2003
59.	John Talley	62 vs. Connecticut, 2004
60.	John Talley	85 vs. Maryland, 2004
61.	John Talley	50 vs. Florida State, 2006
62.	Patrick Bailey	21 vs. North Carolina, 2006
63.	Jabari Marshall	42 vs. Virginia, 2008
64.	Leon Wright	51 vs. Army West Point, 2009
65.	Leon Wright	33 vs. Army West Point, 2009
66.	Lee Butler	76 vs. Stanford, 2011
67.	Ross Cockrell	32 vs. N.C. Central, 2012
68.	Jordon Byas	20 vs. Virginia Tech, 2012
69.	DeVon Edwards	25 vs. N.C. State, 2013
70.	DeVon Edwards	45 vs. N.C. State, 2013
71.	Bryon Fields Jr.	22 vs. Tulane, 2014
72.	Joseph Ajeigbe	23 vs. Tulane, 2014
73.	Bryon Fields Jr.	36 vs. Pittsburgh, 2016

74.	Bryon Fields Jr.	28 vs. N.C. Central, 2017
75.	Ben Humphreys	22 vs. Baylor, 2017
76.	Bryon Fields Jr.	61 vs. North Carolina, 2017
77.	Jeremy McDuffie	42 vs. Virginia, 2017
78.	Leonard Johnson	53 vs. Baylor, 2018

Interception Returns for TDs, Length

1.	Jack Alexander	90 vs. North Carolina, 1935
2.	Gordon Carver	88 vs. Bogue Field, 1945
3.	Dennis Tabron	87 vs. Clemson, 1980
4.	Bill Duncan	85 vs. George Washington, 1948
	John Talley	85 vs. Maryland, 2004
6.	Sean Thomas	84 vs. East Carolina, 1992
7.	John Gutekunst	83 vs. N.C. State, 1964
8.	Lee Butler	76 vs. Stanford, 2011
9.	Fred Crawford	72 vs. Tennessee, 1932
10.	Carl McGee	68 vs. Army West Point, 1975
11.	Wyatt Smith	64 vs. N.C. State, 1989
12.	John Talley	62 vs. Connecticut, 2004
13.	Jack Wilson	61 vs. N.C. State, 1959
	Bryon Fields Jr.	61 vs. North Carolina, 2017
15.	Robert Bickel	59 vs. Pittsburgh, 1950
16.	Derrick Jackson	57 vs. Rutgers, 1991
17.	Wyatt Smith	55 vs. Rutgers, 1991
18.	Jack Wilson	54 vs. Navy, 1961
	Ernie Jackson	54 vs. Stanford, 1971
20.	Leonard Johnson	53 vs. Baylor, 2018
21.	William Baird	52 vs. Wake Forest, 1962

Blocked Field Goal Returns for TD, Date

1.	Kenneth Stanford	70 vs. North Carolina, 2004
2.	Ross Cockrell	75 vs. FIU, 2012

Blocked Field Goal Returns for TD, Length

1.	Ross Cockrell	75 vs. FIU, 2012
2.	Kenneth Stanford	70 vs. North Carolina, 2004

KICKOFF RETURN RECORDS

Most Kickoff Returns, Game

1. Chris Douglas	8 vs. Florida State, 2001
Jabari Marshall	8 vs. Wake Forest, 2007
Shaun Wilson	8 vs. Pittsburgh, 2016
4. Ed Hicklin	7 vs. Clemson, 1968
Randy Jones	7 vs. Virginia, 1990
Jabari Marshall	7 vs. Virginia Tech, 2007
Desmond Scott	7 vs. Wake Forest, 2009

Most Kickoff Returns, Season

1. Tijan Redmon	1995	45
2. Jabari Marshall	2006	38
Jabari Marshall	2007	38
Jamison Crowder	2011	38
5. Chris Douglas	2001	37
Shaun Wilson	2016	37
7. Chris Douglas	2000	35
8. Troy Slade	1975	31
Jabari Marshall	2008	31
10. Leroy Gallman	1993	29
DeVon Edwards	2014	29

Most Kickoff Returns, Career

1. Jabari Marshall	2006-08	107
2. Chris Douglas	2000-03	84
3. Troy Slade	1973-75	83
4. Randy Jones	1987-90	81
5. DeVon Edwards	2013-16	74
6. Shaun Wilson	2014-17	67
7. Scottie Montgomery	1996-99	63
8. Stanley Monk	1984-87	59
Desmond Scott	2009-12	59
10. Quinton McCracken	1988-91	54
Tijan Redmon	1991-95	54
Richmond Flowers	1996-99	54

Most Kickoff Return Yards, Game

1. Damond Philyaw-Johnson	251 vs. Wake Forest, 2019
2. Leroy Gallman	231 vs. N.C. State, 1992
3. Chris Davis	218 vs. Maryland, 2004
4. Desmond Scott	211 vs. Wake Forest, 2009
5. Senterrio Landrum	192 vs. Florida State, 2003
6. Jabari Marshall	191 vs. Connecticut, 2007
7. Chris Douglas	188 vs. Florida State, 2001
8. Tijan Redmon	182 vs. Georgia Tech, 1995
9. Shaun Wilson	181 vs. Pittsburgh, 2016

Most Kickoff Return Yards, Season

1. Tijan Redmon	1995	1,065
2. Jabari Marshall	2006	953
3. Jabari Marshall	2007	933
4. Shaun Wilson	2016	924
5. Jamison Crowder	2011	814
6. Chris Douglas	2001	775
7. Chris Douglas	2000	766
8. DeVon Edwards	2014	745
9. Jabari Marshall	2008	744
10. Senterrio Landrum	2003	709
11. DeVon Edwards	2015	700

Most Kickoff Return Yards, Career

1. Jabari Marshall	2006-08	2,630
2. DeVon Edwards	2013-16	2,060
3. Randy Jones	1987-90	1,890
4. Chris Douglas	2000-03	1,759
5. Troy Slade	1973-75	1,757
6. Shaun Wilson	2014-17	1,697
7. Scottie Montgomery	1996-99	1,515
8. Tijan Redmon	1991-95	1,330
9. Leroy Gallman	1990-93	1,284
10. Quinton McCracken	1988-91	1,230

Highest Kickoff Return Avg., Game (3 att.)

1. Damond Philyaw-Johnson	(5-251)	50.20 vs. Wake Forest, 2019
2. Cedric Jones	(3-149)	49.67 vs. Wake Forest, 1979
3. DeVon Edwards	(3-148)	49.33 vs. N.C. State, 2013
4. Quinton McCracken	(3-142)	47.33 vs. Clemson, 1988
Randy Jones	(3-142)	47.33 vs. Wake Forest, 1990
6. DeVon Edwards	(3-138)	46.00 vs. N. Carolina, 2013
7. Troy Slade	(3-134)	44.67 vs. North Carolina, 1973
8. Shaun Wilson	(4-164)	41.00 vs. Indiana, 2015
9. Shaun Wilson	(4-163)	40.75 vs. Notre Dame, 2016
10. DeVon Edwards	(4-160)	40.00 vs. Pittsburgh, 2014

Highest Kickoff Return Avg., Season (18 att.)

1. DeVon Edwards	(19-574)	2013	30.21
2. DeVon Edwards	(24-700)	2015	29.17
3. Senterrio Landrum	(25-709)	2003	28.36
4. Randy Jones	(24-678)	1990	28.25
5. Scottie Montgomery	(21-587)	1999	27.95
6. Cedric Jones	(20-542)	1979	27.10
7. Chris Davis	(20-516)	2004	25.80
8. DeVon Edwards	(29-745)	2014	25.69
9. Art Gore	(22-563)	1976	25.59
10. Quinton McCracken	(19-483)	1988	25.42
11. Desmond Scott	(18-452)	2009	25.11

Highest Kickoff Return Avg., Career (50 att.)

1. DeVon Edwards	(74-2,060)	2013-16	27.84
2. Shaun Wilson	(67-1,697)	2014-17	25.33
3. Leroy Gallman	(52-1,284)	1990-93	24.69
4. Tijan Redmon	(54-1,330)	1991-95	24.63
5. Jabari Marshall	(107-2,630)	2006-08	24.58
6. Scottie Montgomery	(63-1,515)	1996-99	24.05
7. Randy Jones	(81-1,890)	1987-90	23.33
8. Quinton McCracken	(54-1,230)	1988-91	22.78
9. Troy Slade	(83-1,757)	1973-75	21.17
10. Desmond Scott	(59-1,242)	2009-12	21.05

PUNT RETURN RECORDS

Most Punt Returns, Game

1. Elmore Hackney	11 vs. Colgate, 1936
2. Bob Spangler	10 vs. Colgate, 1938

Most Punt Returns, Season

1. Troy Slade	1973	39
Troy Slade	1974	39
3. George McAfee	1939	37
4. Bill Hanenberg	1972	35
5. Bob Spangler	1938	34
6. Fred Folger	1947	33
7. Richard Sommers	1952	31
8. Ryan Smith	2015	29
9. Jay Wilkinson	1962	28
10. Rich Searl	1970	27
Keith DuBose	1992	27

Most Punt Returns, Career

1. Troy Slade	1973-75	101
2. Jay Wilkinson	1961-63	65
Jamison Crowder	2011-14	65
4. Rich Searl	1969-71	55
5. Ronnie Hamilton	1998-01	54
6. Adam Geis	1994-97	51
Ryan Smith	2013-16	51
8. John Gutekunst	1963-65	49
9. Fred Folger	1946-48	48
10. Buddy Luper	1942-46	46
Lee Butler	2008-12	46

Most Punt Return Yards, Game

1. Jay Wilkinson	160 vs. N.C. State, 1961
2. Elmore Hackney	136 vs. Colgate, 1936
3. George Clark	119 vs. Wake Forest, 1944
4. Jamison Crowder	113 vs. N.C. Central, 2013
5. Bob Spangler	111 vs. Colgate, 1938
6. Jamison Crowder	109 vs. Pittsburgh, 2013
7. Troy Slade	107 vs. Tulane, 1973
8. Lee Butler	106 vs. N.C. Central, 2012
Jamison Crowder	106 vs. Syracuse, 2014

Most Punt Return Yards, Season

1. Troy Slade	1973	440
2. Buddy Luper	1942	426
3. Jamison Crowder	2013	401
4. Bill Hanenberg	1972	392
5. George McAfee	1939	365
6. George Clark	1944	335
7. Jay Wilkinson	1961	328
8. Ronnie Hamilton	2001	311
9. Keith DuBose	1992	301
10. Bob Spangler	1938	299

Most Punt Return Yards, Career

1. Troy Slade	1973-75	1,021
2. Jamison Crowder	2011-14	869
3. Jay Wilkinson	1961-63	761
4. Buddy Luper	1942-46	664
5. George Clark	1944-47	630
6. Ronnie Hamilton	1998-01	557
7. Lee Butler	2008-12	487
8. Rich Searl	1969-71	479
9. Ryan Smith	2013-16	430
10. George McAfee	1937-39	428

Highest Punt Return Avg., Game (3 att.)

1. George Clark	(3-119)	39.67 vs. Wake Forest, 1944
2. Jamison Crowder	(3-109)	36.33 vs. Pittsburgh, 2013
3. Lee Butler	(3-106)	35.33 vs. N.C. Central, 2012
4. Ronnie Hamilton	(3-92)	30.57 vs. Florida State, 2000
5. Jay Wilkinson	(6-160)	26.67 vs. N.C. State, 1961
6. George Clark	(4-104)	26.00 vs. Richmond, 1944
7. Ryan Smith	(3-75)	25.00 vs. Georgia Tech, 2015
8. Ronnie Hamilton	(4-92)	23.00 vs. Florida State, 2001
9. Jamison Crowder	(5-113)	22.60 vs. N.C. Central, 2013

Highest Punt Return Average, Season (12 att.)

1. George Clark	(17-335)	1944	19.71
2. Buddy Luper	(25-426)	1942	17.04
3. Robert Rute	(15-248)	1942	16.53
4. Jamison Crowder	(25-401)	2013	16.04
5. Ronnie Hamilton	(20-311)	2001	15.55
6. Jay Wilkinson	(22-328)	1961	14.91
7. George Clark	(19-269)	1946	14.16
8. Howard Hartley	(15-205)	1943	13.67
9. Jamison Crowder	(22-280)	2014	12.73
10. Troy Slade	(23-283)	1975	12.30

Highest Punt Return Average, Career (45 att.)

1. Buddy Luper	(46-664)	1942-46	14.43
2. Jamison Crowder	(65-869)	2011-14	13.37
3. Jay Wilkinson	(65-761)	1961-63	11.71
4. Lee Butler	(46-487)	2008-12	10.59
5. Ronnie Hamilton	(54-557)	1998-01	10.31
6. Troy Slade	(101-1,021)	1973-75	10.11
7. Rich Searl	(55-479)	1969-71	8.71
8. Fred Folger	(48-411)	1946-48	8.56
9. Ryan Smith	(51-430)	2013-16	8.43
10. Adam Geis	(51-389)	1994-97	7.63

PUNTING RECORDS

Most Punts, Game

1.	Eric Tipton	20 vs. Pittsburgh, 1938
2.	Ace Parker	17 vs. Georgia Tech, 1936
3.	Ace Parker	15 vs. Tennessee, 1934
	Eric Tipton	15 vs. Southern California, 1938
5.	Nick Laney	14 vs. Kentucky, 1931
	Eric Tipton	14 vs. Tennessee, 1937
7.	Nick Laney	12 vs. North Carolina, 1931
	Harry Rossiter	12 vs. Auburn, 1933
	Gordon Carver	12 vs. Navy, 1945
	Fred Folger	12 vs. North Carolina, 1947
	Ricky Brummitt	12 vs. Maryland, 1979
	Chris Sprague	12 vs. Miami, 2005
	Kevin Jones	12 vs. Georgia Tech, 2007
	Will Monday	12 vs. Florida State, 2012

Most Punts, Season

1.	Ricky Brummitt	1979	82
2.	Brian Morton	2000	77
3.	Chris Sprague	2005	76
4.	Kevin Jones	2007	75
5.	Brian Morton	1998	73
	Brian Morton	1999	73
7.	Kevin Jones	2008	71
8.	Will Monday	2013	69
9.	Fred Folger	1947	68
10.	Will Monday	2012	67
	Austin Parker	2018	67
12.	Austin Parker	2019	66
13.	Dave Dunaway	1966	65
	Steve Jones	1972	65
	Ricky Brummitt	1980	65
	Will Monday	2015	65

Most Punts, Career

1.	Brian Morton	1997-00	282
2.	Will Monday	2012-15	260
3.	Ricky Brummitt	1977-80	241
4.	Austin Parker	2016-19	232
5.	John Krueger	1993-96	228
	Trey McDonald	2001-04	228
7.	John Tolish	1981-84	203
8.	Kevin Jones	2007-10	202
9.	Anthony Dilweg	1985-88	199
10.	Robert Grupp	1973-76	179
11.	Wes Chesson	1968-70	153

Most Punting Yards, Game

1.	Ace Parker	804 vs. Georgia Tech, 1936
2.	Eric Tipton	788 vs. Pittsburgh, 1938
3.	Will Monday	605 vs. Northwestern, 2015
4.	Eric Tipton	595 vs. Southern California, 1938
5.	Ace Parker	570 vs. Tennessee, 1934
6.	Fred Folger	550 vs. Wake Forest, 1947
7.	Eric Tipton	549 vs. Tennessee, 1937
8.	Nick Laney	522 vs. Kentucky, 1931
9.	Fred Folger	520 vs. North Carolina, 1947

Most Punting Yards, Season

1.	Brian Morton	2000	3,478
2.	Chris Sprague	2005	3,144
3.	Brian Morton	1999	3,125
4.	Ricky Brummitt	1979	3,064
5.	Austin Parker	2019	3,018
6.	Will Monday	2012	2,991
7.	Brian Morton	1998	2,952
8.	Will Monday	2013	2,945
9.	Fred Folger	1947	2,913
10.	Kevin Jones	2008	2,899
11.	Kevin Jones	2007	2,871
12.	Will Monday	2015	2,826
13.	Austin Parker	2018	2,772

14.	Ricky Brummitt	1980	2,685
15.	Steve Jones	1972	2,684
16.	John Krueger	1996	2,619
17.	Austin Parker	2017	2,565

Most Punting Yards, Career

1.	Brian Morton	1997-00	12,000
2.	Will Monday	2012-15	11,299
3.	Austin Parker	2016-19	9,911
4.	John Krueger	1993-96	9,532
5.	Ricky Brummitt	1977-80	9,315
6.	Trey McDonald	2001-04	9,004
7.	John Tolish	1981-84	8,200
8.	Kevin Jones	2007-10	7,954
9.	Anthony Dilweg	1985-88	7,889
10.	Robert Grupp	1973-76	7,232
11.	Fred Folger	1946-48	5,655

Highest Punting Average, Game (3)

1.	Will Monday (11-605)	55.00 vs. Northwestern, 2015
2.	Kevin Jones (4-214)	53.50 vs. James Madison, 2008
3.	Alex King (5-266)	53.20 vs. Florida State, 2011
4.	Brian Morton (6-312)	52.00 vs. Maryland 1999
5.	Red Smith (4-203)	50.75 vs. North Carolina, 1951
6.	Fred Folger (6-304)	50.67 vs. Missouri, 1947
7.	Austin Parker (4-201)	50.25 vs. Georgia Tech, 2019
8.	Austin Parker (5-251)	50.20 vs. Wake Forest, 2019
9.	Austin Parker (8-401)	50.13 vs. Miami, 2019
10.	Fred Folger (11-550)	50.00 vs. Wake Forest, 1947
	Anthony Dilweg (3-150)	50.00 vs. Clemson, 1987
	Brian Morton (3-150)	50.00 vs. Navy, 1997
	Austin Parker (3-150)	50.00 vs. Georgia Tech, 2018
	Austin Parker (9-450)	50.00 vs. Notre Dame, 2019

Highest Punting Average, Season (25)

1.	Steve Lach (28-1,285)	1941	45.89
2.	Austin Pakrer (66-3,018)	2019	45.73
3.	Brian Morton (77-3,478)	2000	45.17
4.	John Krueger (58-2,619)	1996	45.16
5.	Will Monday (67-2,991)	2012	44.64
6.	Will Monday (65-2,826)	2015	43.48
7.	John Tolish (53-2,299)	1983	43.38
8.	Robert Grupp (40-1,722)	1975	43.05
9.	Will Monday (59-2,537)	2014	43.00
10.	Porter Wilson (53-2,276)	2020	42.94
11.	Fred Folger (68-2,913)	1947	42.84
12.	Brian Morton (73-3,125)	1999	42.81
13.	Will Monday (69-2,945)	2013	42.68
14.	Rodney Stewart (41-1,743)	1965	42.51
15.	Alex King (50-2,104)	2011	42.08
16.	Austin Parker (61-2,565)	2017	42.05

Highest Punting Average, Career (75)

1.	Will Monday (260-11,299)	2012-15	43.46
2.	Austin Parker (232-9,911)	2016-19	42.72
3.	Brian Morton (282-12,000)	1997-00	42.55
4.	Fred Folger (135-5,655)	1946-48	41.89
5.	John Krueger (228-9,532)	1993-96	41.81
6.	Alex King (105-4,366)	2010-11	41.58
7.	Chris Sprague (76-3,144)	2005	41.37
8.	Steve Lach (85-3,492)	1939-41	41.08
9.	Steve Jones (105-4,259)	1970-72	40.56
10.	Robert Grupp (179-7,232)	1973-76	40.40
11.	John Tolish (203-8,200)	1981-84	40.39
12.	Tim Davis (94-3,734)	1990-92	39.72
13.	Anthony Dilweg (199-7,889)	1985-88	39.64
14.	Trey McDonald (228-9,004)	2001-04	39.49
15.	Kevin Jones (202-7,954)	2007-10	39.38
16.	Ricky Brummitt (241-9,315)	1977-80	38.65
17.	Rodney Stewart (134-4,962)	1963-65	37.03

7,000-YARD PUNTERS

1. Brian Morton

Year	No.	Yards	Avg.	Lg
1997	59	2,445	41.44	58
1998	73	2,952	40.44	65
1999	73	3,125	42.81	80
2000	77	3,478	45.17	63
Total	282	12,000	42.55	80

2. Will Monday

Year	No.	Yards	Avg.	Lg
2012	67	2,991	44.64	79
2013	69	2,945	42.68	72
2014	59	2,537	43.00	65
2015	65	2,826	43.48	71
Total	260	11,299	43.46	79

3. Austin Parker

Year	No.	Yards	Avg.	Lg
2016	38	1,556	40.95	68
2017	61	2,565	42.05	59
2018	67	2,772	41.37	57
2019	66	2,619	45.73	72
Total	232	9,911	42.72	72

4. John Krueger

Year	No.	Yards	Avg.	Lg
1993	50	1,966	39.32	60
1994	58	2,430	41.90	60
1995	62	2,517	40.60	66
1996	58	2,619	45.16	67
Total	228	9,532	41.81	67

5. Ricky Brummitt

Year	No.	Yards	Avg.	Lg
1977	30	1,072	35.73	54
1978	64	2,494	38.97	73
1979	82	3,064	37.37	65
1980	65	2,685	41.31	56
Total	241	9,315	38.65	73

6. Trey McDonald

Year	No.	Yards	Avg.	Lg
2001	60	2,304	38.40	53
2002	49	1,923	39.25	64
2003	55	2,236	40.66	56
2004	64	2,541	39.70	66
Total	228	9,004	39.49	66

7. John Tolish

Year	No.	Yards	Avg.	Lg
1981	60	2,280	38.00	57
1982	46	1,899	41.28	60
1983	53	2,299	43.38	64
1984	44	1,722	39.14	55
Total	203	8,200	40.39	64

8. Kevin Jones

Year	No.	Yards	Avg.	Lg
2007	75	2,871	38.28	64
2008	71	2,899	40.83	68
2009	54	2,120	39.26	59
2010	2	64	32.00	35
Total	202	7,954	39.38	68

9. Anthony Dilweg

Year	No.	Yards	Avg.	Lg
1985	54	2,178	40.33	56
1986	56	2,253	40.23	59
1987	50	1,909	38.18	64
1988	39	1,549	39.72	54
Total	199	7,889	39.64	64

10. Robert Grupp

Year	No.	Yards	Avg.	Lg
1973	37	1,399	37.81	57
1974	57	2,317	40.65	60
1975	40	1,722	43.05	59
1976	45	1,794	39.87	63
Total	179	7,232	40.40	63

DEFENSIVE RECORDS

Most Tackles, Game

1.	Dick Biddle	31 vs. South Carolina, 1968
2.	Dick Biddle	25 vs. North Carolina, 1968
	Mike Junkin	25 vs. Northwestern, 1986
4.	Keith Stoneback	23 vs. N.C. State, 1973
5.	John McNabb	22 vs. Wake Forest, 1964
	Keith Stoneback	22 vs. Virginia, 1973
	Emmett Tilley	22 vs. East Carolina, 1980
	Mike Junkin	22 vs. Clemson, 1986
	Erwin Sampson	22 vs. Army West Point, 1990
	Chike Egbuniwe	22 vs. N.C. State, 1997
	Terrell Smith	22 vs. Rice, 2003
12.	Keith Stoneback	21 vs. Wake Forest, 1973
	Darrell Spells	21 vs. Northwestern, 1990
	Ray Farmer	21 vs. Army West Point, 1995
15.	Emmett Tilley	20 vs. Tennessee, 1982
	Erwin Sampson	20 vs. N.C. State, 1988
	Chike Egbuniwe	20 vs. N.C. State, 1997
	Jamyon Small	20 vs. Wake Forest, 2001
	Michael Tauiilili	20 vs. North Carolina, 2008
	Abraham Kromah	20 vs. North Carolina, 2010
21.	Keith Stoneback	19 vs. Washington, 1973
	Keith Stoneback	19 vs. Tulane, 1973
	Dave Meier	19 vs. Maryland, 1974
	Jimmy Tyson	19 vs. N.C. State, 1979
	Jimmy Tyson	19 vs. Clemson, 1981
	Mike Junkin	19 vs. Virginia, 1985
	Erwin Sampson	19 vs. Clemson, 1988
	Erwin Sampson	19 vs. Army West Point, 1989
	Mark Allen	19 vs. Army West Point, 1990
	Darrell Spells	19 vs. Vanderbilt, 1992
	Chike Egbuniwe	19 vs. Maryland, 1996
	Chike Egbuniwe	19 vs. Northwestern, 1997
	David Helton	19 vs. Virginia Tech, 2013
34.	Rich Searl	18 vs. West Virginia, 1970
	Dave Meier	18 vs. Purdue, 1974
	Keith Stoneback	18 vs. Purdue, 1974
	Jim Reilly	18 vs. Tennessee, 1976
	Jimmy Tyson	18 vs. North Carolina, 1980
	Emmett Tilley	18 vs. Virginia Tech, 1981
	Nick Buoniconti	18 vs. Georgia Tech, 1982
	Mike Junkin	18 vs. N.C. State, 1983
	Mike Junkin	18 vs. Georgia Tech, 1985
	Pete Stubbs	18 vs. Wake Forest, 1985
	Mike Junkin	18 vs. Georgia, 1986
	Mike Diminick	18 vs. Georgia, 1986
	Mike Junkin	18 vs. Virginia, 1986
	Dave Demore	18 vs. Georgia Tech, 1986
	Jim Godfrey	18 vs. Wake Forest, 1987
	Erwin Sampson	18 vs. The Citadel, 1988
	Billy Granville	18 vs. Army West Point, 1994
	Carlos Bagley	18 vs. North Carolina, 1994
	Ryan Fowler	18 vs. Rice, 2001
	Michael Tauiilili	18 vs. N.C. State, 2008
	Matt Daniels	18 vs. North Carolina, 2011
	David Helton	18 vs. Pittsburgh, 2014
56.	Dave Meier	17 vs. Georgia Tech, 1973
	Keith Stoneback	17 vs. Army West Point, 1974
	Greg Pritchard	17 vs. South Carolina, 1978
	Derrick Mashore	17 vs. Georgia Tech, 1978
	F.A. Martin	17 vs. Clemson, 1979
	Jimmy Tyson	17 vs. East Carolina, 1980
	Emmett Tilley	17 vs. South Carolina, 1982
	Emmett Tilley	17 vs. Virginia Tech, 1982
	Mike Junkin	17 vs. Ohio, 1985
	Mike Junkin	17 vs. Maryland, 1986
	Andy Andreasik	17 vs. Georgia Tech, 1986
	Mike Junkin	17 vs. Wake Forest, 1986
	Jim Godfrey	17 vs. Vanderbilt, 1987
	Erwin Sampson	17 vs. Wake Forest, 1988
	Randy Sally	17 vs. North Carolina, 1988

	Darrell Spells	17 vs. Army West Point, 1989
	Tawambi Settles	17 vs. Northwestern, 1996
	Tawambi Settles	17 vs. Army West Point, 1996
	Billy Granville	17 vs. Maryland, 1996
	Darius Clark	17 vs. N.C. State, 1998
	Ryan Fowler	17 vs. Georgia Tech, 2001
	Vincent Rey	17 vs. Connecticut, 2007
	Kelby Brown	17 vs. Georgia Tech, 2013
	Kelby Brown	17 vs. Miami, 2013
	David Helton	17 vs. North Carolina, 2014
81.	Blaine Earon	16 vs. Georgia Tech, 1949
	Keith Stoneback	16 vs. Alabama, 1972
	Ernest Clark	16 vs. Purdue, 1973
	Craig Stephenson	16 vs. Army West Point, 1974
	Dave Meier	16 vs. Georgia Tech, 1975
	Dave Meier	16 vs. Southern Cal, 1975
	Joe Rowe	16 vs. N.C. State, 1980
	Jimmy Tyson	16 vs. Maryland, 1980
	Jimmy Tyson	16 vs. Ohio State, 1981
	Jimmy Tyson	16 vs. North Carolina, 1981
	Ralph Alderman	16 vs. South Carolina, 1982
	Nick Buoniconti	16 vs. Georgia Tech, 1982
	Emmett Tilley	16 vs. Navy, 1982
	Nick Buoniconti	16 vs. Indiana, 1984
	Mike Junkin	16 vs. Georgia Tech, 1986
	Jim Godfrey	16 vs. Georgia Tech, 1986
	Mike Junkin	16 vs. N.C. State, 1986
	Anthony Allen	16 vs. Rutgers, 1987
	Jim Godfrey	16 vs. Maryland, 1987
	John Howell	16 vs. Virginia, 1988
	Erwin Sampson	16 vs. Clemson, 1989
	Kurt Ligos	16 vs. Georgia Tech, 1990
	Brad Sherrod	16 vs. Rutgers, 1993
	Brad Sherrod	16 vs. Virginia, 1993
	Chike Egbuniwe	16 vs. Wake Forest, 1995
	Billy Granville	16 vs. Navy, 1996
	Billy Granville	16 vs. Clemson, 1996
	Todd DeLamielleure	16 vs. Georgia Tech, 1998
	Darius Clark	16 vs. Vanderbilt, 1999
	Lamar Grant	16 vs. Georgia Tech, 1999
	Michael Tauiilili	16 vs. Virginia, 2008
	Ben Humphreys	16 vs. Virginia Tech, 2016
	Joe Giles-Harris	16 vs. North Carolina, 2016

Most Tackles, Season

1.	Mike Junkin	1986	188
2.	Rich Searl	1970	173
	Keith Stoneback	1973	173
4.	Emmett Tilley	1981	164
5.	Mike Junkin	1985	162
6.	Dave Meier	1975	150
	Erwin Sampson	1988	150
8.	Ryan Fowler	2002	145
9.	Jim Godfrey	1987	144
10.	Terrell Smith	2003	140
	Michael Tauiilili	2008	140
12.	Jim Reilly	1976	137
13.	Ryan Fowler	2003	136
14.	Jimmy Tyson	1981	135
15.	Keith Stoneback	1974	134
	Carl McGee	1977	134
	Carl McGee	1978	134
	Billy Granville	1996	134
	David Helton	2014	134
20.	David Helton	2013	133
	DeVon Edwards	2014	133
22.	Chike Egbuniwe	1997	132
23.	Carl McGee	1976	130
	Hank Rossell	1976	130
25.	Abraham Kromah	2010	129
26.	Ryan Stallmeyer	1997	128
27.	Ryan Fowler	2001	127
28.	Matt Daniels	2011	126
29.	Jimmy Tyson	1980	125
	Joe Giles-Harris	2017	125
31.	Darrell Spells	1991	124
32.	Mark Allen	1990	121
	Jeremy Cash	2013	121
34.	Darrell Spells	1992	119
35.	Pete Stubbs	1985	117
	John Howell	1988	117
37.	Emmett Tilley	1982	116
	George Edwards	1989	116
	Mark Allen	1991	116
40.	Billy Granville	1994	115
41.	Kelby Brown	2013	114
	Dwayne Norman	2015	114
43.	Carl McGee	1975	113
	Brad Sherrod	1993	113
45.	Ray Farmer	1995	111
	Vincent Rey	2007	111
	Jeremy Cash	2014	111
48.	Ryan Stallmeyer	1999	110
49.	Vincent Rey	2008	109
	Walt Canty	2012	109
51.	Darrell Spells	1990	108
	Scott Berdan	1992	108
	Michael Tauiilili	2007	108
54.	Joe Giles-Harris	2016	107
55.	Tawambi Settles	1996	106
	Ben Humphreys	2016	106
57.	Mike Junkin	1984	105
	Terrell Smith	2002	105
	Koby Quansah	2019	105
59.	F.A. Martin	1980	104
	Erwin Sampson	1989	104
61.	Mike Diminick	1986	103
	Chike Egbuniwe	1996	103
	Todd DeLamielleure	1999	103
64.	Derrick Mashore	1978	102
65.	Andy Schoenhoff	1976	101
	Erwin Sampson	1990	101
	Jeremy Cash	2015	101
	DeVon Edwards	2015	101
69.	Lewis King	1977	100
	Emmett Tilley	1980	100
	Jim Godfrey	1986	100
	John Zuanich	1994	100

Most Tackles, Career

1.	Mike Junkin	1983-86	513
2.	Carl McGee	1975-78	511
3.	Ryan Fowler	2000-03	495
4.	Michael Tauiliili	2005-08	434
5.	Darrell Spells	1989-92	419
6.	Erwin Sampson	1988-91	415
7.	Emmett Tilley	1979-82	405
8.	Dave Meier	1973-75	375
9.	Billy Granville	1992-96	374
10.	Keith Stoneback	1972-74	365
11.	Ryan Stallmeyer	1996-99	348
12.	David Helton	2011-14	347
13.	Jim Tyson	1979-81	338
14.	Jeremy Cash	2013-15	333
15.	Vincent Rey	2006-09	330
16.	Chike Egbuniwe	1994-97	328
17.	DeVon Edwards	2013-16	327
18.	Matt Daniels	2008-11	324
19.	Joe Giles-Harris	2016-18	312
20.	Mark Allen	1988-91	310

Most Games, 16+ Tackles, Season

1.	Mike Junkin	1986	8
2.	Keith Stoneback	1973	5
3.	Emmett Tilley	1982	4
	Erwin Sampson	1988	4
5.	Jimmy Tyson	1980	3
	Jimmy Tyson	1981	3
	Mike Junkin	1985	3
	Jim Godfrey	1987	3
	Billy Granville	1996	3
	Michael Tauiliili	2008	3
11.	Keith Stoneback	1974	2
	Dave Meier	1974	2
	Dave Meier	1975	2
	Erwin Sampson	1988	2
	Brad Sherrod	1993	2
	Tawambi Settles	1996	2
	Chike Egbuniwe	1997	2
	Ryan Fowler	2001	2
	Kelby Brown	2013	2
	David Helton	2014	2

Most Games, 16+ Tackles, Career

1.	Mike Junkin	1983-86	12
2.	Keith Stoneback	1972-74	8
3.	Jimmy Tyson	1978-81	7
	Erwin Sampson	1988-91	7
5.	Emmett Tilley	1979-81	6
6.	Dave Meier	1973-75	5
7.	Jim Godfrey	1984-87	4
	Billy Granville	1993-96	4
	Chike Egbuniwe	1994-97	4
10.	Darrell Spells	1989-92	3
	Michael Tauiliili	2005-08	3
	David Helton	2011-14	3

Most Seasons, 100 Tackles

1.	Carl McGee	1975-76-77-78	4
2.	Dave Meier	1973-74-75	3
	Emmett Tilley	1980-81-82	3
	Mike Junkin	1984-85-86	3
	Erwin Sampson	1988-89-91	3
	Darrell Spells	1990-91-92	3
	Ryan Fowler	2001-02-03	3
	Jeremy Cash	2013-14-15	3
9.	Keith Stoneback	1973-74	2
	Jimmy Tyson	1980-81	2
	Jim Godfrey	1986-87	2
	Mark Allen	1990-91	2
	Billy Granville	1994, 96	2
	Chike Egbuniwe	1996-97	2
	Ryan Stallmeyer	1997, 99	2
	Terrell Smith	2002-03	2
	Michael Tauiliili	2007-08	2
	Vincent Rey	2007-08	2
	David Helton	2013-14	2
	DeVon Edwards	2014-15	2
	Joe Giles-Harris	2016-17	2

Most Interceptions, Game

1.	Fred Folger	3 vs. Maryland, 1947
	John Friedlund	3 vs. George Washington, 1948
	George Skipworth	3 vs. Tennessee, 1949
	George Skipworth	3 vs. George Washington, 1949
	Jerry Barger	3 vs. North Carolina, 1954
	Mike Davies	3 vs. West Virginia, 1971
	Dennis Tabron	3 vs. Clemson, 1980

Most Interceptions, Season

1.	George Skipworth	1949	9
2.	Jerry Barger	1954	7
	Rich Searl	1970	7
	John Talley	2006	7
5.	John Friedlund	1948	6
	Jerry Barger	1953	6
	Dale Boyd	1955	6
	Craig Hoskins	1979	6
	Bill Obrensky	1981	6
	Wyatt Smith	1989	6
	Mark Gilbert	2017	6

Most Interceptions, Career

1.	John Talley	2003-06	18
2.	Rich Searl	1969-71	16
3.	Fred Folger	1946-48	13
	Jerry Barger	1952-54	13
	Wyatt Smith	1988-91	13
6.	Ross Cockrell	2010-13	12
	Breon Borders	2013-16	12
8.	Robert Brodhead	1956-58	10
	Erwin Sampson	1988-91	10
	Leon Wright	2006-09	10
11.	George Skipworth	1947-49	9
	Jack Wilson	1959-61	9
	Mike Davies	1969-71	9
	William Hanenberg	1970-72	9
	Craig Hoskins	1977-79	9
	Dennis Tabron	1978-81	9

Most Interception Return Yards, Game

1.	Dennis Tabron	128 vs. Clemson, 1980
----	---------------	-----------------------

Most Interception Return Yards, Season

1.	John Talley	2004	172
2.	Fred Folger	1947	165
3.	John Talley	2006	150
4.	Leon Wright	2009	146
5.	Gordon Carver	1945	135
6.	Dennis Tabron	1980	132
7.	Robert Bickel	1950	118
	Jack Wilson	1959	118
9.	Sean Thomas	1992	113
10.	Wyatt Smith	1989	110

Most Interception Return Yards, Career

1.	John Talley	2003-06	395
2.	Fred Folger	1946-48	283
3.	Jack Wilson	1959-61	223
4.	Rich Searl	1969-71	197
5.	Wyatt Smith	1988-91	189
6.	Dennis Tabron	1978-81	177
7.	Gordon Carver	1942-45	160
8.	Sean Thomas	1990-93	157
9.	Leon Wright	2006-09	155
10.	Bob Bickel	1950-51	148
11.	Bryon Fields Jr.	2013-17	139

Most Tackles For Loss, Game

1.	Blaine Earon	9.0 vs. Georgia Tech, 1949
2.	David Dusek	5.0 vs. Clemson, 1975
	Emmett Tilley	5.0 vs. Virginia Tech, 1981
	Scott Youmans	5.0 vs. South Carolina, 1990
	Phillip Alexander	5.0 vs. Northwestern, 2003
	Phillip Alexander	5.0 vs. Florida State, 2003
7.	Greg Blackwell	4.0 vs. South Carolina, 1984
	Chris Combs	4.0 vs. Wake Forest, 1998
	Chris Combs	4.0 vs. Northwestern, 1999
	Shawn Johnson	4.0 vs. Northwestern, 2002
	Vincent Rey	4.0 vs. Navy, 2008
	Chris Rumph II	4.0 vs. Georgia Tech, 2018
	Chris Rumph II	4.0 vs. Middle Tennessee, 2019

Most Tackles For Loss, Season

1.	Reggie Andrews	1985	21.5
2.	Shawn Johnson	2002	19.5
3.	Charles Bowser	1981	18.5
	Matt Zielinski	2002	18.5
	Phillip Alexander	2003	18.5
6.	Matt Zielinski	2003	18.0
	Jeremy Cash	2015	18.0
8.	David Waffle	1992	17.0
	Chris Combs	1997	17.0
10.	John Zuanich	1994	16.0
	Joe Giles-Harris	2017	16.0
12.	Mike Junkin	1986	15.0
	Chris Combs	1999	15.0
	Ryan Fowler	2002	15.0

Most Tackles For Loss, Career

1.	Chris Combs	1996-99	57.5
2.	Ryan Fowler	2000-03	47.5
3.	Michael Tauiliili	2005-08	46.0
4.	Matt Zielinski	2000-03	41.5
5.	James Kirkland	1992-95	41.0
6.	Jeremy Cash	2013-15	38.0
7.	Vince Oghobaase	2006-09	36.5
8.	Mike Junkin	1983-86	36.0
	Victor Dimukeje	2017-20	36.0
10.	Reggie Andrews	1983-85	34.5
11.	Chris Rumph II	2018-20	34.0
12.	Joe Giles-Harris	2016-18	32.0
13.	David Waffle	1990-93	31.0
14.	Kevin Lewis	1996-99	30.5
15.	Scott Youmans	1989-93	30.0

Most Quarterback Sacks, Game

1.	Blaine Earon	4.0 vs. Georgia Tech, 1949
2.	Chris Rumph II	3.5 vs. Miami, 2019
	Victor Dimukeje	3.5 vs. Boston College, 2020
4.	Scott Youmans	3.0 vs. South Carolina, 1990
	Travis Pearson	3.0 vs. Vanderbilt, 1991
	Ryan Stallmeyer	3.0 vs. Clemson, 1999
	Shawn Johnson	3.0 vs. Clemson, 2002
	Phillip Alexander	3.0 vs. Florida State, 2003
	A.J. Wolf	3.0 vs. N.C. Central, 2016
	Chris Rumph II	3.0 vs. Charlotte, 2020

Most Sacks, Season

1.	Charles Bowser	1981	17.5
2.	Ernie Clark	1973	12.0
	Shawn Johnson	2002	12.0
4.	Reggie Andrews	1985	10.5
5.	Victor Dimukeje	2019	8.5
6.	Chris Combs	1996	8.0
	Chris Rumph II	2020	8.0
8.	Victor Dimukeje	2020	7.5
9.	James Kirkland	1993	7.0
	Ryan Fowler	2000	7.0
	Matt Zielinski	2003	7.0
12.	Phillip Alexander	2003	6.5
	Chris Rumph II	2019	6.5
14.	Duane Marks	1991	6.0
	David Hawkins	1994	6.0
	Chris Combs	1997	6.0
	Vince Oghobaase	2008	6.0
	Greg Akinbiyi	2008	6.0
	Ayanga Okpokowuruk	2009	6.0
	Kenny Anunike	2013	6.0

Most Sacks, Career

1.	Charles Bowser	1978-81	22.0
2.	Victor Dimukeje	2017-20	21.5
3.	Chris Combs	1996-99	20.0
4.	Chris Rumph II	2018-20	17.5
5.	Reggie Andrews	1983-85	16.0
6.	Shawn Johnson	2000-02	15.0
	Kenny Anunike	2009-13	15.0
8.	Vince Oghobaase	2006-09	14.0
9.	James Kirkland	1992-95	13.0
	Ryan Fowler	2000-03	13.0
11.	Ernie Clark	1972-75	12.0
	David Waffle	1990-93	12.0
	Matt Zielinski	2000-03	12.0
14.	Dan Yellott	1978-81	11.5
	Scott Youmans	1989-93	11.5
	Travis Pearson	1990-93	11.5

Most Pass Breakups, Game

1.	Quinton McCracken	6 vs. N.C. State, 1989
	Matt Daniels	6 vs. Richmond, 2011
3.	Ronnie Hamilton	5 vs. Northwestern, 1999
	Ross Cockrell	5 vs. Miami, 2013
5.	John Talley	4 vs. Maryland, 2004
	Vincent Rey	4 vs. Northwestern, 2007
	Breon Borders	4 vs. Northwestern, 2016
	Jeremy McDuffie	4 vs. Baylor, 2017
	Josh Blakwell	4 vs. Temple, 2018

Most Pass Breakups, Season

1.	Erwin Sampson	1989	15
	Mark Gilbert	2017	15
3.	John Talley	2004	14
	Matt Daniels	2011	14
5.	Richard Sommers	1978	13
	Wyatt Smith	1988	13
	Quinton McCracken	1989	13
	Ross Cockrell	2012	13
	Ross Cockrell	2013	13

10.	Kenneth Stanford	2002	12
11.	Brandon Pollock	1984	11
	Fonda Williams	1985	11
	Tawambi Settles	1997	11
	Ronnie Hamilton	1999	11
	Kenneth Stanford	2003	11
	Breon Borders	2016	11

Most Pass Breakups, Career

1.	Ross Cockrell	2010-13	42
2.	Breon Borders	2013-16	34
3.	John Talley	2003-06	33
4.	Erwin Sampson	1988-91	32
	Wyatt Smith	1988-91	32
6.	Ronnie Hamilton	1998-01	30
	Kenneth Stanford	2001-04	30
8.	Lamar Grant	1996-99	28
9.	Matt Daniels	2008-11	27
10.	Quinton McCracken	1988-91	24
	Michael Carter II	2017-20	24
11.	Fonda Williams	1985-89	22
	DeVon Edwards	2013-16	22
13.	Bryon Fields Jr.	2013-17	21

Most Total Passes Defended, Season (INT-PBU)

1.	Mark Gilbert (6-15)	2017	21
2.	Erwin Sampson (4-15)	1989	19
3.	John Talley (4-14)	2004	18
	Ross Cockrell (5-13)	2012	18
5.	Richard Sommers (4-13)	1978	17
6.	Wyatt Smith (3-13)	1988	16
	Matt Daniels (2-14)	2011	16
	Ross Cockrell (3-13)	2013	16
9.	Quinton McCracken (2-13)	1989	15
	John Talley (7-8)	2006	15

Most Total Passes Defended, Career (INT-PBU)

1.	Ross Cockrell (12-42)	2010-13	54
2.	John Talley (18-33)	2003-06	51
3.	Breon Borders (12-34)	2013-16	46
4.	Wyatt Smith (13-32)	1988-91	45
5.	Erwin Sampson (10-32)	1988-91	42

Most QB Pressures, Game

1.	Wesley Oglesby	4 vs. Northwestern, 2007
	Jeremy Cash	4 vs. Georgia Tech, 2015
3.	Many times	3
	last Victor Dimukeje vs. Pittsburgh, 2019	

Most QB Pressures, Season

1.	David Hawkins	1994	26
2.	Chris Combs	1997	23
3.	Johannes Brugger	1994	19
	Matt Zielinski	2002	19
5.	James Kirkland	1994	18
	Chris Combs	1998	18
7.	James Kirkland	1995	12
	Shawn Johnson	2002	12
	Matt Zielinski	2003	12

Most QB Pressures, Career

1.	Chris Combs	1996-99	57
2.	Matt Zielinski	2000-03	31
3.	Victor Dimukeje	2017-20	28
4.	David Hawkins	1991-94	26
5.	Ryan Stallmeyer	1996-99	25

Most Caused Fumbles, Game

1.	Charles Bowser	3 vs. Virginia, 1981
2.	Blaine Earon	2 vs. Georgia Tech, 1949
	Carlos Bagley	2 vs. Georgia Tech, 1994
	David Hawkins	2 vs. Wake Forest, 1994

Patrick Bailey	2 vs. East Carolina, 2005
Walt Canty	2 vs. FIU, 2011
DeVon Edwards	2 vs. Troy, 2014
Jeremy Cash	2 vs. Miami, 2014
Jeremy Cash	2 vs. Georgia Tech, 2015
Koby Quansah	2 vs. Wake Forest, 2017
Trevon McSwain	2 vs. Miami, 2019

Most Caused Fumbles, Season

1.	Bob Grupp	1975	6
	David Hawkins	1994	6
3.	Jeffrey Green	1976	5
	Charles Bowser	1981	5
	Mike Junkin	1986	5
	DeVon Edwards	2014	5
7.	Ernie Clark	1973	4
	Pete Stubbs	1985	4
	Carlos Bagley	1995	4
	Kevin Lewis	1997	4
	Jeremy Cash	2014	4

Most Caused Fumbles, Career

1.	Jeremy Cash	2013-15	9
2.	Matt Zielinski	2000-03	8
	Michael Taullili	2005-08	8
4.	Bob Grupp	1973-76	7
	Matt Daniels	2008-11	7
6.	Jim Reilly	1975-77	6
	Charles Bowser	1978-81	6
	Mike Junkin	1983-86	6
	Carlos Bagley	1992-95	6
	Deondre Singleton	2013-16	6
	DeVon Edwards	2013-16	6

Most Fumble Recoveries, Game

1.	Don Shannon	3 vs. Tennessee, 1973
2.	Joseph Compitello	2 vs. Wake Forest, 1968
	Dave Demore	2 vs. Clemson, 1986
	Greg Akinbiyi	2 vs. James Madison, 2008
	Dwayne Norman	2 vs. Florida State, 2012
	Ben Humphreys	2 vs. Miami, 2018

Most Fumble Recoveries, Season

1.	Dan Brooks	1976	6
	George Gawdun	1979	6
	Warren Scoville	1991	6
4.	Dave Demore	1986	5
5.	Ernie Clark	1972	4
	John Howell	1987	4
	John Zuanich	1994	4
	Terrell Smith	2003	4
	Kelby Brown	2010	4

Most Fumble Recoveries, Career

1.	Dan Brooks	1975-78	9
2.	George Gawdun	1976-79	8
3.	Ernie Clark	1972-75	7
4.	Warren Scoville	1989-92	6
	John Zuanich	1992-95	6
	Terrell Smith	2000-03	6
	Kelby Brown	2010-15	6
8.	Dave Demore	1984-87	5
	Darius Clark	1996-99	5
	Ben Humphreys	2015-18	5

300-TACKLE PLAYERS

1. Mike Junkin

Year	UT	AT	TT	TFL	QBS
1983	34	24	58	0.0	0.0
1984	49	56	105	6.0	3.0
1985	105	57	162	12.0	1.0
1986	110	78	188	13.0	2.0
Total	298	215	513	31.0	6.0

2. Carl McGee

Year	UT	AT	TT	TFL	INT	CF	FR
1975	-	-	113	6.0	2	2	0
1976	-	-	130	5.0	1	2	1
1977	59	75	134	9.0	0	1	0
1978	49	85	134	1.0	3	0	3
Total	-	-	511	21.0	6	5	4

3. Ryan Fowler

Year	UT	AT	TT	TFL	QBS	INT
2000	59	28	87	13.0-85	7.0-59	1
2001	70	57	127	7.0-24	3.0-16	1
2002	78	67	145	15.0-43	2.0-16	0
2003	79	57	136	12.5-30	0.5-1	0
Total	286	209	495	47.5-182	12.5-92	2

4. Michael Tauiliili

Year	UT	AT	TT	TFL	QBS	INT
2005	56	36	92	10.0-26	1.0-2	0
2006	32	62	94	10.0-31	0.5-3	0
2007	53	55	108	13.0-47	4.0-22	3
2008	63	77	140	13.0-28	0.5-3	4
Total	204	230	434	46.0-132	6.0-30	7

5. Darrell Spells

Year	UT	AT	TT	TFL	QBS	INT
1989	32	36	68	1.0-3	0.0	0
1990	52	56	108	2.0-5	1.0-1	2
1991	73	51	124	1.0-4	0.0	0
1992	71	48	119	6.0-40	3.0-33	1
Total	228	191	419	10.0-52	4.0-34	3

6. Erwin Sampson

Year	UT	AT	TT	INT	PBU	CF	FR
1988	88	62	150	2	8	1	0
1989	52	52	104	4	15	1	0
1990	55	46	101	3	4	1	1
1991	36	24	60	1	5	-	1
Total	231	184	415	10	32	3	2

7. Emmett Tilley

Year	UT	AT	TT	TFL	QBS	INT
1979	7	18	25	0.0	0.0	0
1980	58	42	100	0.0	0.0	0
1981	91	73	164	7.0	0.0	0
1982	88	28	116	2.0	2.0	1
Total	244	161	405	9.0	2.0	1

8. Dave Meier

Year	UT	AT	TT	INT
1973	-	-	124	0
1974	-	-	101	3
1975	-	-	150	3
Total	-	-	375	6

9. Billy Granville

Year	UT	AT	TT	INT	PBU	CF	FR
1992	1	0	1	0	0	0	0
1993	27	27	54	0	1	0	0
1994	69	45	115	2	7	2	1
1995	49	21	70	1	3	2	2
1996	61	73	134	0	1	3	0
Total	207	166	374	3	12	7	3

10. Keith Stoneback

Year	UT	AT	TT	INT
1972	-	-	58	1
1973	-	-	173	1
1974	71	63	134	0
Total	-	-	365	2

11. Ryan Stallmeyer

Year	UT	AT	TT	TFL	QBS	INT
1996	14	11	25	1.0-1	0.0-0	0
1997	75	53	128	8.0-25	3.0-12	1
1998	45	40	85	9.5-43	3.0-33	0
1999	70	40	110	9.0-58	2.0-25	2
Total	204	144	348	27.5-127	8.0-70	3

12. David Helton

Year	UT	AT	TT	TFL	PBU	FR
2011	11	14	25	2.5-6	0	0
2012	19	36	55	2.5-5	0	0
2013	46	87	133	4.0-7	2	0
2014	50	84	134	5.0-15	1	1
Total	126	221	347	14.0-33	3	1

13. Jim Tyson

Year	UT	AT	TT	TFL	QBS	INT
1979	30	48	78	2.0	0.0	0
1980	73	52	125	7.0	0.0	0
1981	76	59	135	7.0	1.0	1
Total	179	159	338	16.0	1.0	1

14. Jeremy Cash

Year	UT	AT	TT	TFL	QBS	INT
2013	64	57	121	9.5-25	0.0-0	4
2014	68	43	111	10.5-55	5.5-43	2
2015	57	44	101	18.0-80	2.5-26	0
Total	192	144	333	38.0-160	8.0-69	6

15. Vincent Rey

Year	UT	AT	TT	TFL	QBS	INT
2006	5	7	12	0.5-1	0.0-0	0
2007	49	62	111	8.5-40	2.5-23	0
2008	65	44	109	10.5-24	2.0-12	1
2009	44	54	98	8.5-20	1.0-5	2
Total	163	167	330	28.0-85	5.5-40	3

16. Chike Egbuniwe

Year	UT	AT	TT	TFL	QBS	INT
1994	0	9	9	0.0-0	0.0-0	0
1995	55	29	84	0.0-0	0.0-0	1
1996	52	51	103	2.0-2	0.0-0	1
1997	82	50	132	9.5-46	4.5-40	1
Total	189	139	328	11.5-48	4.5-40	3

17. DeVon Edwards

Year	UT	AT	TT	INT	PBU	CF	TFL
2013	37	27	64	3	6	0	0.5
2014	77	56	133	1	9	5	7.5
2015	50	51	101	1	6	0	2.0
2016	18	11	29	0	1	1	3.0
Total	182	145	327	5	22	6	13.0

18. Matt Daniels

Year	UT	AT	TT	INT	PBU	CF	FR
2008	15	7	22	1	0	0	1
2009	56	27	83	0	6	3	0
2010	46	47	93	1	7	3	2
2011	65	61	126	2	14	1	0
Total	182	142	324	4	27	7	3

19. Joe Giles-Harris

Year	UT	AT	TT	TFL	QBH	CF	FR
2016	55	52	107	9.5	4	0	1
2017	54	71	125	16.0	9	1	0
2018	34	46	80	6.5	2	0	0
Total	143	169	312	32.0	15	1	1

20. Mark Allen

Year	UT	AT	TT	INT	PBU	CF	FR
1988	12	23	35	0	0	0	1
1989	17	21	38	0	0	0	2
1990	54	67	121	1	0	0	1
1991	61	55	116	2	2	-	2
Total	144	166	310	3	2	0	6

FRESHMAN PASSING RECORDS

Most Passing Yards, Quarter

1. Dave Brown (2nd)	167 vs. N.C. State, 1989
2. Ben Bennett (1st)	166 vs. Wake Forest, 1980
3. Dave Brown (2nd)	157 vs. North Carolina, 1989

Most Passing Yards, Half

1. Dave Brown (1st)	291 vs. North Carolina, 1989
2. Dave Brown (1st)	282 vs. N.C. State, 1989
3. Ben Bennett (1st)	276 vs. Wake Forest, 1980

Most Passing Yards, Game

1. Dave Brown	479 vs. North Carolina, 1989
2. Ben Bennett	469 vs. Wake Forest, 1980
3. Dave Brown	444 vs. Wake Forest, 1989
4. Dave Brown	374 vs. N.C. State, 1989
5. Daniel Jones	332 vs. Wake Forest, 2016
6. Zack Asack	328 vs. Clemson, 2005
7. Daniel Jones	324 vs. Virginia, 2016
8. Daniel Jones	316 vs. Miami, 2016
9. Thaddeus Lewis	305 vs. Wake Forest, 2006
Daniel Jones	305 vs. Georgia Tech, 2016

Most Passing Yards, Season

1. Daniel Jones	2016	2,836
2. Thaddeus Lewis	2006	2,134
3. Ben Bennett	1980	2,050
4. Spence Fischer	1992	1,505
5. Dave Brown	1989	1,479
6. Steve Slayden	1984	1,229
7. Mike Schneider	2003	1,220
8. Zack Asack	2005	966
9. Bobby Campbell	1997	925

Highest Pass Completion Pct., Game (15 att.)

1. Dave Brown (15-20)	.750 vs. Virginia, 1989
Zack Asack (12-16)	.750 vs. Navy, 2005
Daniel Jones (24-32)	.750 vs. Notre Dame, 2016
4. Spence Fischer (20-29)	.690 vs. East Carolina, 1992
5. Thaddeus Lewis (15-22)	.682 vs. Navy, 2006
6. Daniel Jones (34-50)	.680 vs. Miami, 2016
7. Ben Bennett (21-31)	.677 vs. Clemson, 1980
Daniel Jones (10-15)	.677 vs. N.C. Central, 2016
Daniel Jones (14-21)	.677 vs. Louisville, 2016

Highest Pass Completion Pct., Season (200 att.)

1. Daniel Jones	2016	.628
2. Steve Slayden	1984	.559
3. Thaddeus Lewis	2006	.529
4. Ben Bennett	1980	.527
5. Mike Schneider	2003	.466

Most Touchdown Passes, Game

1. Dave Brown	4 vs. Wake Forest, 1989
Dave Brown	4 vs. North Carolina, 1989
Thaddeus Lewis	4 vs. North Carolina, 2006
4. Spence Fischer	3 vs. East Carolina, 1992
Daniel Jones	3 vs. Notre Dame, 2016
Daniel Jones	3 vs. Miami, 2016

Most Touchdown Passes, Season

1. Daniel Jones	2016	16
2. Dave Brown	1989	14
3. Ben Bennett	1980	11
Thaddeus Lewis	2006	11
5. Spence Fischer	1992	8
6. Zack Asack	2005	5
7. Steve Slayden	1984	4
Mike Schneider	2003	4
Sean Renfree	2009	4

Touchdown-to-Interception Ratio, Season (10 TD)

1. Dave Brown (14-6)	2.33-1	1989
----------------------	--------	------

Most Games, 20+ Pass Completions, Season

1. Daniel Jones	2016	8
2. Thaddeus Lewis	2006	4
3. Dave Brown	1989	3
4. Ben Bennett	1980	2

Most Games, 30+ Pass Completions, Season

1. Daniel Jones	2016	3
2. Ben Bennett	1980	1
Dave Brown	1989	1

Most Pass Completions, Quarter

1. Ben Bennett (2nd)	14 vs. Wake Forest, 1980
Thaddeus Lewis (4th)	14 vs. Miami, 2006
3. Dave Brown (1st)	12 vs. North Carolina, 1989
Daniel Jones (3rd)	12 vs. Miami, 2016
5. Dave Brown (2nd)	10 vs. N.C. State, 1989

Most Pass Completions, Half

1. Ben Bennett (1st)	23 vs. Wake Forest, 1980
Dave Brown (1st)	23 vs. North Carolina, 1989
3. Daniel Jones (2nd)	22 vs. Miami, 2016

Most Pass Attempts, Quarter

1. Thaddeus Lewis (4th)	22 vs. Miami, 2006
2. Ben Bennett (2nd)	20 vs. Wake Forest, 1980
Dave Brown (1st)	20 vs. North Carolina, 1989
Mike Schneider (4th)	20 vs. Maryland, 2003
5. Dave Brown (2nd)	19 vs. North Carolina, 1989

Most Pass Attempts, Half

1. Dave Brown (1st)	39 vs. North Carolina, 1989
2. Daniel Jones (2nd)	33 vs. Miami, 2016
3. Ben Bennett (1st)	31 vs. Wake Forest, 1980
Ben Bennett (2nd)	31 vs. Wake Forest, 1980

Most Pass Attempts, Game

1. Ben Bennett	62 vs. Wake Forest, 1980
2. Dave Brown	54 vs. North Carolina, 1989
Daniel Jones	54 vs. Virginia, 2016
4. Daniel Jones	50 vs. Miami, 2016
5. Daniel Jones	48 vs. Wake Forest, 2016
Daniel Jones	48 vs. Northwestern, 2016
7. Mike Schneider	47 vs. Maryland, 2003
8. Daniel Jones	46 vs. Pittsburgh, 2016
9. Zack Asack	43 vs. Clemson, 2005
10. Steve Slayden	42 vs. North Carolina, 1984
Dave Brown	42 vs. N.C. State, 1989

Most Pass Attempts, Season

1. Daniel Jones	2016	430
2. Thaddeus Lewis	2006	340
3. Ben Bennett	1980	330
4. Mike Schneider	2003	208
5. Steve Slayden	1984	202

Most Pass Completions, Game

1. Ben Bennett	38 vs. Wake Forest, 1980
2. Daniel Jones	34 vs. Miami, 2016
3. Dave Brown	33 vs. North Carolina, 1989
Daniel Jones	33 vs. Virginia, 2016
5. Daniel Jones	31 vs. Wake Forest, 2016
6. Daniel Jones	28 vs. Pittsburgh, 2016
7. Steve Slayden	27 vs. North Carolina, 1984
Dave Brown	27 vs. N.C. State, 1984
Daniel Jones	27 vs. Northwestern, 2016
10. Zack Asack	26 vs. Clemson, 2005

Most Pass Completions, Season

1. Daniel Jones	2016	270
2. Thaddeus Lewis	2006	180
3. Ben Bennett	1980	174
4. Steve Slayden	1984	113
Spence Fischer	1992	113

Most Pass Attempts Without An INT, Game

1. Daniel Jones	50 vs. Miami, 2016
2. Daniel Jones	46 vs. Pittsburgh, 2016
3. Thaddeus Lewis	41 vs. Florida State, 2006

Average Yards Per Attempt, Game

1. Daniel Jones (15-189)	12.60 vs. N.C. Central, 2016
2. Dave Brown (36-444)	12.33 vs. Wake Forest, 1989

Average Yards Per Attempt, Season

1. Daniel Jones (430-2,836)	2016	6.60
2. Thaddeus Lewis (340-2,134)	2006	6.28
3. Ben Bennett (330-2,050)	1980	6.21
4. Steve Slayden (202-1,229)	1984	6.08

Average Yards Per Completion, Game

1. Daniel Jones (10-189)	18.90 vs. N.C. Central, 2016
2. Dave Brown (24-444)	18.50 vs. Wake Forest, 1989
3. Spence Fischer (10-175)	17.50 vs. Maryland, 1992
4. Steve Slayden (8-133)	16.63 vs. Maryland, 1984
5. Spence Fischer (11-179)	16.27 vs. Florida St., 1992

Average Yards Per Completion, Season

1. Mike Schneider (97-1,220)	2003	12.58
2. Thaddeus Lewis (180-2,134)	2006	12.02
3. Ben Bennett (174-2,050)	1980	11.78
4. Steve Slayden (113-1,229)	1984	10.88

Highest Pass Efficiency, Game (15 att.)

1. Daniel Jones	216.51 vs. N.C. Central, 2016
(10-15, 189 yards, 2 TD, 0 INT)	
2. Dave Brown	201.38 vs. Wake Forest, 1989
(24-36, 444 yards, 4 TD, 1 INT)	
3. Daniel Jones	175.81 vs. Notre Dame, 2016
(24-32, 290 yards, 3 TD, 1 INT)	
4. Dave Brown	171.20 vs. Virginia, 1989
(15-20, 135 yards, 3 TD, 1 INT)	
5. Dave Brown	165.75 vs. N.C. State, 1989
(27-42, 374 yards, 4 TD, 1 INT)	
6. Spence Fischer	153.61 vs. East Carolina, 1992
(20-29, 222 yards, 3 TD, 2 INT)	
7. Thaddeus Lewis	152.29 vs. Navy, 2006
(15-22, 181 yards, 1 TD, 0 INT)	
8. Thaddeus Lewis	151.83 vs. North Carolina, 2006
(20-35, 285 yards, 4 TD, 2 INT)	
9. Daniel Jones	149.70 vs. No. 7 Louisville, 2016
(14-21, 129 yards, 2 TD)	
10. Dave Brown	146.55 vs. North Carolina, 1989
(33-54, 479 yards, 3 TD, 1 INT)	

Highest Pass Efficiency, Season (200 att.)

1. Daniel Jones	2016	126.28
(270-430, 2,836 yards, 16 TD, 9 INT)		
2. Thaddeus Lewis	2006	106.93
(180-340, 2,134 yards, 11 TD, 16 INT)		
3. Steve Slayden	1984	104.67
(113-202, 1,229 yards, 4 TD, 9 INT)		
4. Ben Bennett	1980	100.76
(174-330, 2,050 yards, 11 TD, 25 INT)		
5. Mike Schneider	2003	98.30
(97-208, 1,220 yards, 4 TD, 6 INT)		

Most 100-Yard Passing Games, Season

1. Daniel Jones	2016	11
2. Ben Bennett	1980	10
Thaddeus Lewis	2006	10

Most 200-Yard Passing Games, Season

1. Daniel Jones	2016	8
2. Thaddeus Lewis	2006	5

Most 300-Yard Passing Games, Season

1. Daniel Jones	2016	4
2. Dave Brown	1989	3

Most 400-Yard Passing Games, Season

1. Dave Brown	1989	2
---------------	------	---

Longest Pass

1. Dave Brown (Clarkston Hines)	97 vs. Wake Forest, 1989
---------------------------------	--------------------------

FRESHMAN RUSHING RECORDS

Most Rushing Yards, Game

1. Shaun Wilson	245 vs. Kansas, 2014
2. Tony Benjamin	186 vs. Wake Forest, 1973
3. Tony Benjamin	181 vs. Georgia Tech, 1973
4. Tony Benjamin	144 vs. Clemson, 1973
5. George Clark	140 vs. Georgia Tech, 1944
6. Letavious Wilks	137 vs. Maryland, 1996
7. Tom Davis	130 vs. Maryland, 1941
8. Bob Brower	124 vs. North Carolina, 1978
B.J. Hill	124 vs. Maryland, 1998
10. Re'quan Boyette	123 vs. Florida State, 2005
11. B.J. Hill	121 vs. Western Carolina, 1998
12. Brittain Brown	120 vs. N.C. Central, 2017
13. Brittain Brown	116 vs. Georgia Tech, 2017
14. Stanley Broadie	106 vs. Navy, 1977
15. Mike Grayson	105 vs. Georgia Tech, 1980
16. Desmond Scott	100 vs. N.C. Central, 2009
17. Daniel Jones	99 vs. Virginia Tech, 2016
18. Justin Boyle	98 vs. The Citadel, 2004
19. Letavious Wilks	95 vs. Wake Forest, 1996
20. Daniel Jones	94 vs. North Carolina, 2016
21. Patrick Kurunwune	93 vs. N.C. Central, 2009
22. Stanley Broadie	91 vs. Maryland, 1977
Letavious Wilks	91 vs. N.C. State, 1996

Most Rushing Yards, Season

1. B.J. Hill	1998	798
2. Brittain Brown	2017	701
3. Shaun Wilson	2014	598
4. Stanley Broadie	1977	579
5. Tony Benjamin	1973	572
6. Tom Davis	1941	568
7. Letavious Wilks	1996	554
8. Jela Duncan	2012	553
9. George Clark	1944	528
10. Chris Douglas	2000	503
11. Daniel Jones	2016	486

Most Rushing Attempts, Game

1. Tony Benjamin	41 vs. Wake Forest, 1973
2. Tony Benjamin	32 vs. Georgia Tech, 1973
3. B.J. Hill	27 vs. Maryland, 1998
4. B.J. Hill	26 vs. Wake Forest, 1998
5. Mike Dunn	24 vs. N.C. State, 1975
Mike Grayson	24 vs. Georgia Tech, 1980
7. B.J. Hill	23 vs. Western Carolina, 1998
B.J. Hill	23 vs. North Carolina, 1998
9. Bob Brower	22 vs. North Carolina, 1978
Jela Duncan	22 vs. North Carolina, 2012
11. Daniel Jones	21 vs. Army West Point, 2016
12. B.J. Hill	20 vs. Vanderbilt, 1998

Most Rushing Attempts, Season

1. B.J. Hill	1998	192
2. Daniel Jones	2016	141
3. Stanley Broadie	1977	132
4. Brittain Brown	2017	130
5. Letavious Wilks	1996	116
6. Tony Benjamin	1973	114
7. Chris Douglas	2000	110
8. Jela Duncan	2012	109
9. Tom Davis	1941	108
10. Jay Hollingsworth	2008	107
11. Mike Dunn	1975	103
12. Buddy Luper	1942	101

Highest Average Per Rushing Attempt, Game (15)

1. Tony Benjamin (16-144)	9.00 vs. Clemson, 1973
2. George Clark (16-140)	8.75 vs. Georgia Tech, 1944

Highest Yards Per Rush Attempt Avg., Season (75)

1. Shaun Wilson (78-598)	2014	7.67
2. George Clark (89-528)	1944	5.93
3. Brittain Brown (130-701)	2017	5.39
4. Tom Davis (108-569)	1941	5.27
5. Jela Duncan (109-553)	2012	5.07
6. Tony Benjamin (114-572)	1973	5.02
7. Letavious Wilks (116-554)	1996	4.78
8. Chris Douglas (110-503)	2000	4.57
9. Buddy Luper (101-454)	1942	4.50
10. Stanley Broadie (132-579)	1977	4.45
11. B.J. Hill (192-798)	1998	4.16

Most Rushing Touchdowns, Season

1. Brandon Connette	2010	8
2. Daniel Jones	2016	7
Brittain Brown	2017	7
4. Chris Douglas	2000	6
5. George Clark	1944	5
Stanley Broadie	1977	5
Shaun Wilson	2014	5
8. Jela Duncan	2012	4
9. Mike Grayson	1980	3

Most 100-Yard Rushing Games, Season

1. Tony Benjamin	1973	3
2. B.J. Hill	1998	2
Brittain Brown	2017	2

Longest Rush

1. Re'quan Boyette	78 vs. Florida State, 2005
--------------------	----------------------------

FRESHMAN RECEIVING RECORDS

Most Pass Receptions, Game

1. T.J. Rahming	12 vs. Virginia, 2015
2. Johnny Williams	11 vs. Northwestern, 2008
3. Donovan Varner	10 vs. North Carolina, 2008
Conner Vernon	10 vs. N.C. State, 2009
5. Jalon Calhoun	8 vs. North Carolina A&T, 2019
6. Walter Jones	7 vs. The Citadel, 1988
Jay Hollingsworth	7 vs. N.C. State, 2008
Conner Vernon	7 vs. Virginia, 2009
T.J. Rahming	7 vs. Wake Forest, 2015

Most Pass Receptions, Season

1. Conner Vernon	2009	55
2. Jalon Calhoun	2019	46
3. T.J. Rahming	2015	43
4. Corey Thomas	1994	37
5. Walter Jones	1988	36
6. Johnny Williams	2008	30
7. Julius Grantham	1983	27
8. Jay Hollingsworth	2008	25
9. Reco Owens	1995	24

Most Receiving Yards, Game

1. T.J. Rahming	190 vs. Virginia, 2015
2. Walter Jones	139 vs. The Citadel, 1988
3. Johnny Williams	137 vs. Northwestern, 2008
4. Eron Riley	130 vs. Clemson, 2005
5. Conner Vernon	128 vs. Virginia Tech, 2009
6. Jalon Calhoun	105 vs. North Carolina A&T, 2019
7. Conner Vernon	103 vs. Virginia, 2009
8. Conner Vernon	102 vs. Maryland, 2009

Most Receiving Yards, Season

1. Conner Vernon	2009	746
2. Walter Jones	1988	578
3. T.J. Rahming	2015	571
4. Corey Thomas	1994	558
5. Keith Ewell	1988	428
6. Jalon Calhoun	2019	420
7. Johnny Williams	2008	327
8. Jomar Wright	2004	323
9. Mike Hart	1998	289
10. Khary Sharpe	2001	274
11. Julius Grantham	1983	259
12. Eron Riley	2005	247
13. Reco Owens	1995	239

Highest Yards Per Reception, Season (15)

1. Keith Ewell (18-428)	1988	23.78
2. Jomar Wright (18-323)	2004	17.94
3. Walter Jones (36-578)	1988	16.06
4. Corey Thomas (37-558)	1994	15.08
5. Johnell Barnes (15-217)	2013	14.47
6. Mike Hart (21-289)	1998	13.76
7. Conner Vernon (55-746)	2009	13.56
8. T.J. Rahming (43-571)	2015	13.28
9. Ben Patrick (17-218)	2003	12.82
10. Austin Kelly (15-186)	2007	12.40
11. Khary Sharpe (23-274)	2001	11.91

Most Touchdown Receptions, Game

1. Keith Ewell	2 vs. North Carolina, 1988
Stanley Dorsey	2 vs. Western Carolina, 1990
Corey Thomas	2 vs. Wake Forest, 1994
Corey Thomas	2 vs. North Carolina, 1994
Khary Sharpe	2 vs. Clemson, 2001
Jalon Calhoun	2 vs. North Carolina A&T, 2019

Most Touchdown Receptions, Season

1. Corey Thomas	1994	8
2. Keith Ewell	1988	7
3. Stanley Dorsey	1990	4
4. Jalon Calhoun	2019	4
5. Walter Jones	1988	3
Conner Vernon	2009	3
David Reeves	2012	3
Eli Pancol	2019	3

Most 100-Yard Receiving Games, Season

1. Conner Vernon	2009	3
2. Walter Jones	1988	1
Eron Riley	2005	1
Johnny Williams	2008	1
T.J. Rahming	2015	1
Jalon Calhoun	2019	1

FRESHMAN SCORING RECORDS

Most Points, Game

1.	DeVon Edwards vs. N.C. State, 2013	18
	Shaun Wilson vs. Kansas, 2014	18
3.	Ross Martin vs. North Carolina, 2012	15
4.	Brandon Connette vs. Virginia, 2010	14
5.	Many with last Charlie Ham at Syracuse, 2020	12

Most Points, Season

1.	Ross Martin (20 FG, 46 PAT)	2012	106
2.	Charlie Ham (13 FG, 30 PAT)	2020	69
3.	Corey Thomas (9 TD)	1994	54
4.	Brandon Connette (8 TD, 1 PAT)	2010	50
5.	AJ Reed (3 FG, 37 PAT)	2016	46
6.	Keith Ewell (7 TD)	1988	42
	Sims Lenhardt (9 FG, 15 PAT)	1996	42
	Chris Douglas (7 TD)	2000	42
	Daniel Jones (7 TD)	2016	42
	Brittain Brown (7 TD)	2017	42

Touchdown Responsibility, Game (Rush-Pass)

1.	Dave Brown (1-4)	5 vs. Wake Forest, 1989
2.	Dave Brown (0-4)	4 vs. N.C. State, 1989
	Thaddeus Lewis (0-4)	4 vs. North Carolina, 2006

Touchdown Responsibility, Season (Rush-Pass)

1.	Daniel Jones (7-16)	2016	23
2.	Dave Brown (1-14)	1989	15
3.	Ben Bennett (1-11)	1980	12
	Thaddeus Lewis (1-11)	2006	12

FRESHMAN TOTAL OFFENSE RECORDS

Most Total Offensive Yards, Game

1.	Dave Brown	470 vs. North Carolina, 1989
	(479 pass, -9 rush)	
2.	Ben Bennett	447 vs. Wake Forest, 1980
	(469 pass, -22 rush)	
3.	Dave Brown	446 vs. Wake Forest, 1989
	(444 pass, 2 rush)	
4.	Daniel Jones	378 at Georgia Tech, 2016
	(305 pass, 73 rush)	
5.	Dave Brown	358 vs. N.C. State, 1989
	(374 pass, -16 rush)	
6.	Zack Asack	355 vs. Clemson, 2005
	(328 pass, 27 rush)	
7.	Daniel Jones	348 vs. Virginia, 2016
	(324 pass, 24 rush)	
8.	Daniel Jones	338 vs. Wake Forest, 2016
	(332 pass, 6 rush)	
9.	Daniel Jones	334 vs. North Carolina, 2016
	(240 pass, 94 rush)	

Most Total Offensive Yards, Season

1.	Daniel Jones	2016	3,322
	(2,836 pass, 486 rush)		
2.	Thaddeus Lewis	2006	2,060
	(2,134 pass, -74 rush)		
3.	Ben Bennett	1980	1,840
	(2,050 pass, -210 rush)		
4.	Spence Fischer	1992	1,447
	(1,505 pass, -58 rush)		
5.	Mike Schneider	2003	1,401
	(1,220 pass, 181 rush)		
6.	Steve Slayden	1984	1,151
	(1,229 pass, -78 rush)		

Most Total Offensive Plays, Game (Rush-Pass)

1.	Daniel Jones (19-48)	67 vs. Wake Forest, 2016
2.	Ben Bennett (3-62)	65 vs. Wake Forest, 1980
3.	Daniel Jones (14-50)	64 vs. Miami, 2016
4.	Daniel Jones (8-54)	62 vs. Virginia, 2016
5.	Mike Schneider (12-47)	59 vs. Maryland, 2003
6.	Daniel Jones (10-48)	58 vs. Northwestern, 2016
7.	Daniel Jones (11-46)	57 vs. Pittsburgh, 2016
8.	Dave Brown (2-54)	56 vs. North Carolina, 1989
9.	Zack Asack (10-43)	53 vs. Clemson, 2005
10.	Mike Schneider (14-38)	52 vs. Wake Forest, 2003

Most Total Offensive Plays, Season (Rush-Pass)

1.	Daniel Jones (141-430)	2016	571
2.	Thaddeus Lewis (99-340)	2006	439
3.	Ben Bennett (51-330)	1980	381
4.	Mike Schneider (84-208)	2003	292
5.	Spence Fischer (69-197)	1992	266
6.	Steve Slayden (61-202)	1984	263

FRESHMAN ALL-PURPOSE RECORDS

Most All-Purpose Yards, Game

1.	Desmond Scott	259 vs. Wake Forest, 2009
	(41 rushing, 7 receiving, 211 kickoff return, 0 punt return)	
2.	Shaun Wilson	252 vs. Kansas, 2014
	(245 rushing, 7 receiving, 0 kickoff return, 0 punt return)	
3.	DeVon Edwards	218 vs. N.C. State, 2013
	(0 rushing, 0 receiving, 148 kickoff return, 0 punt return, 70 INT return)	
4.	George Clark	207 vs. Georgia Tech, 1944
	(140 rushing, 0 receiving, 24 kickoff return, 43 punt return)	
5.	George Clark	201 vs. South Carolina, 1944
	(99 rushing, 0 receiving, 80 kickoff return, 22 punt return)	
6.	Tony Benjamin	197 vs. Wake Forest, 1973
	(186 rushing, 0 receiving, 11 kickoff return, 0 punt return)	
7.	Chris Douglas	192 vs. N.C. State, 2000
	(77 rushing, 26 receiving, 84 kickoff return, 5 punt return)	
	Conner Vernon	192 vs. Virginia Tech, 2009
	(0 rushing, 128 receiving, 64 kickoff return, 0 punt return)	
9.	Jamison Crowder	190 vs. Stanford, 2011
	(9 rushing, 47 receiving, 134 kickoff return, 0 punt return)	
	T.J. Rahming	190 vs. Virginia, 2015
	(0 rushing, 190 receiving, 0 kickoff return, 0 punt return)	
11.	Chris Douglas	188 vs. Florida State, 2000
	(88 rushing, 2 receiving, 98 kickoff return, 0 punt return)	
12.	Josh Snead	186 vs. Alabama, 2010
	(83 rushing, 0 receiving, 103 kickoff return, 0 punt return)	
13.	Tony Benjamin	181 vs. Georgia Tech, 1973
	(181 rushing, 0 receiving, 0 kickoff return, 0 punt return)	
14.	Jamison Crowder	180 vs. North Carolina, 2011
	(5 rushing, 61 receiving, 73 kickoff return, 41 punt return)	
15.	Chris Douglas	179 vs. Clemson, 2000
	(51 rushing, 24 receiving, 104 kickoff return, 0 punt return)	
16.	Conner Vernon	173 vs. N.C. State, 2009
	(0 rushing, 86 receiving, 87 kickoff return, 0 punt return)	

Most All-Purpose Yards, Season

1.	Chris Douglas	2000	1,442
	(503 rushing, 168 receiving, 766 kickoff return, 5 punt return)		
2.	Julius Grantham	1983	1,257
	(556 rushing, 259 receiving, 442 kickoff return, 0 punt return)		
3.	George Clark	1944	1,159
	(528 rushing, 0 receiving, 296 kickoff return, 335 punt return)		
4.	Jamison Crowder	2011	1,141
	(42 rushing, 163 receiving, 814 kickoff return, 122 punt return)		
5.	Conner Vernon	2009	1,041
	(0 rushing, 746 receiving, 295 kickoff return, 0 punt return)		
6.	Brittain Brown	2017	900
	(701 rushing, 161 receiving, 38 kickoff return, 0 punt return)		
7.	B.J. Hill	1998	898
	(798 rushing, 70 receiving, 30 kickoff return, 0 punt return)		
8.	Desmond Scott	2009	861
	(262 rushing, 147 receiving, 452 kickoff return, 0 punt return)		
9.	Jela Duncan	2012	789
	(553 rushing, 89 receiving, 147 kickoff return, 0 punt return)		
10.	Stanley Broadie	1977	778
	(579 rushing, 84 receiving, 115 kickoff return, 0 punt return)		
11.	Shaun Wilson	2014	777
	(598 rushing, 179 receiving, 0 kickoff return, 0 punt return)		
12.	Josh Snead	2010	704
	(221 rushing, 0 receiving, 483 kickoff return, 0 punt return)		
13.	Jay Hollingsworth	2008	681
	(399 rushing, 188 receiving, 94 kickoff return, 0 punt return)		
14.	DeVon Edwards	2013	652
	(0 rushing, 0 receiving, 574 kickoff return, 0 punt return, 78 INT return)		
15.	Tony Benjamin	1973	628
	(572 rushing, 25 receiving, 31 kickoff return, 0 punt return)		
16.	Latavius Wilks	1996	621
	(554 rushing, 67 receiving, 0 kickoff return, 0 punt return)		

FRESHMAN PLACEKICKING RECORDS

Most PATs, Game

1.	Randy Gardner	7 vs. Wake Forest, 1989
	AJ Reed	7 vs. N.C. Central, 2016
3.	Ross Martin	6 vs. N.C. Central, 2012
	Ross Martin	6 vs. Virginia, 2012
	Ross Martin	6 vs. Miami, 2012
	Charlie Ham	6 vs. Charlotte, 2020
7.	Randy Gardner	5 vs. Army West Point, 1989
	Randy Gardner	5 vs. N.C. State, 1989
	Ross Martin	5 vs. FIU, 2012
	Ross Martin	5 vs. Memphis, 2012
	AJ Reed	5 vs. Notre Dame, 2016
	AJ Reed	5 vs. Georgia Tech, 2016
	Charlie Ham	5 vs. Florida State, 2020
13.	Randy Gardner	4 vs. North Carolina, 1989
	Brent Garber	4 vs. N.C. State, 2000
	Ross Martin	4 vs. Wake Forest, 2012
	AJ Reed	4 vs. North Carolina, 2016
	Charlie Ham	4 vs. Virginia Tech, 2020
	Charlie Ham	4 vs. Georgia Tech, 2020

Most PATs, Season

1.	Ross Martin	2012	46
2.	AJ Reed	2016	37
3.	Randy Gardner	1989	36
4.	Charlie Ham	2020	30
5.	Brent Garber	2000	16
6.	Sims Lenhardt	1996	15
	Joe Surgan	2005	15
8.	Dave Malechek	1973	13
	Nick Maggio	2007	13

Most PAT Attempts, Game

1.	Randy Gardner	7 vs. Wake Forest, 1989
	AJ Reed	7 vs. N.C. Central, 2016
	Charlie Ham	7 vs. Charlotte, 2020
4.	Ross Martin	6 vs. N.C. Central, 2012
	Ross Martin	6 vs. Virginia, 2012
	Ross Martin	6 vs. Miami, 2012

7.	Randy Gardner	5 vs. Army West Point, 1989
	Randy Gardner	5 vs. N.C. State, 1989
	Ross Martin	5 vs. FIU, 2012
	Ross Martin	5 vs. Memphis, 2012
	AJ Reed	5 vs. Notre Dame, 2016
	AJ Reed	5 vs. Georgia Tech, 2016
	Charlie Ham	5 vs. Florida State, 2020
13.	Dave Malechek	4 vs. North Carolina, 1973
	Randy Gardner	4 vs. Northwestern, 1989
	Randy Gardner	4 vs. North Carolina, 1989
	Brent Garber	4 vs. N.C. State, 2000
	Ross Martin	4 vs. Wake Forest, 2012
	AJ Reed	4 vs. North Carolina, 2016
	Charlie Ham	4 vs. Virginia Tech, 2020
	Charlie Ham	4 vs. Georgia Tech, 2020

Most PAT Attempts, Season

1.	Ross Martin	2012	47
2.	Randy Gardner	1989	39
3.	AJ Reed	2016	38
4.	Charlie Ham	2020	32
5.	Sims Lenhardt	1996	18
	Brent Garber	2000	18
7.	Joe Surgan	2005	16
8.	Dave Malechek	1973	14
9.	Nick Maggio	2007	13

Highest PAT Percentage, Season (15 att.)

1.	Ross Martin (46-47)	2012	.979
2.	AJ Reed (37-38)	2016	.974
3.	Joe Surgan (15-16)	2005	.938
4.	Charlie Ham (30-32)	2020	.938
5.	Randy Gardner (36-39)	1989	.923
6.	Brent Garber (16-18)	2000	.889
7.	Sims Lenhardt (15-18)	1996	.833

Most Field Goals, Game

1.	Ross Martin	4 vs. North Carolina, 2012
3.	Charlie Ham	3 vs. Syracuse, 2020
2.	Randy Gardner	2 vs. Tennessee, 1989
	Sims Lenhardt	2 vs. Northwestern, 1996
	Sims Lenhardt	2 vs. Clemson, 1996
	Brent Garber	2 vs. Wake Forest, 2000
	Ross Martin	2 vs. Stanford, 2012

Ross Martin	2 vs. N.C. Central, 2012
Ross Martin	2 vs. Wake Forest, 2012
Ross Martin	2 vs. Virginia Tech, 2012
Ross Martin	2 vs. Clemson, 2012
Ross Martin	2 vs. Cincinnati, 2012
AJ Reed	2 vs. Virginia, 2016
Charlie Ham	2 vs. Notre Dame, 2020
Charlie Ham	2 vs. Virginia, 2020
Charlie Ham	2 vs. NC State, 2020

Most Field Goals, Season

1.	Ross Martin	2012	20
2.	Charlie Ham	2020	13
3.	Randy Gardner	1989	9
	Sims Lenhardt	1996	9
5.	Dave Malechek	1973	7
	Scott McKinney	1978	7
	Brent Garber	2000	7
8.	Joe Surgan	2005	6

Most Field Goal Attempts, Game

1.	Brent Garber	4 vs. Wake Forest, 2000
	Ross Martin	4 vs. North Carolina, 2012
3.	Sims Lenhardt	3 vs. Northwestern, 1996
	Sims Lenhardt	3 vs. Clemson, 1996
	Charlie Ham	3 vs. Syracuse, 2020
	Charlie Ham	3 vs. NC State, 2020

Most Field Goal Attempts, Season

1.	Ross Martin	2012	23
2.	Dave Malechek	1973	18
3.	Randy Gardner	1989	16
4.	Sims Lenhardt	1996	15
	Charlie Ham	2020	15
5.	Brent Garber	2000	12

Highest Field Goal Percentage, Season (15 att.)

1.	Ross Martin (20-23)	2012	.870
2.	Charlie Ham (13-15)	2020	.867
3.	Sims Lenhardt (9-15)	1996	.600
4.	Randy Gardner (9-16)	1989	.563

Longest Field Goal

1.	Ross Martin	52 vs. Cincinnati, 2012
2.	Ross Martin	50 vs. Georgia Tech, 2012

FRESHMAN PUNTING RECORDS

Most Punts, Game

1.	Kevin Jones	12 vs. Georgia Tech, 2007
	Will Monday	12 vs. Florida State, 2012
3.	John Tolish	9 vs. Ohio State, 1981
	John Krueger	9 vs. Florida State, 1993
	Trey McDonald	9 vs. Florida State, 2001
	Trey McDonald	9 vs. Georgia Tech, 2001
	Kevin Jones	9 vs. Virginia Tech, 2007
	Will Monday	9 vs. Virginia, 2012
	Will Monday	9 vs. Clemson, 2012
	Austin Parker	9 vs. Army West Point, 2016
	Porter Wilson	9 vs. Virginia Tech, 2020
11.	John Tolish	8 vs. Maryland, 1981
	Brian Morton	8 vs. North Carolina, 1997
	Kevin Jones	8 vs. Clemson, 2007
	Austin Parker	8 vs. Northwestern, 2016

Most Punts, Season

1.	Kevin Jones	2007	75
2.	Will Monday	2012	67
3.	John Tolish	1981	60
	Trey McDonald	2001	60
5.	Brian Morton	1997	59
6.	Anthony Dilweg	1985	54

Most Punting Yards, Game

1.	Will Monday	486 vs. Florida State, 2012
2.	Kevin Jones	450 vs. Georgia Tech, 2007
3.	Will Monday	423 vs. Virginia, 2012
4.	Porter Wilson	409 vs. Virginia Tech, 2020
5.	John Tolish	374 vs. Ohio State, 1981
6.	Austin Parker	368 vs. Northwestern, 2016
7.	Brian Morton	364 vs. North Carolina, 1997
8.	Will Monday	359 vs. Clemson, 2012
9.	John Tolish	352 vs. Maryland, 1981
10.	John Krueger	347 vs. Florida State, 1993

Most Punting Yards, Season

1.	Will Monday	2012	2,991
2.	Kevin Jones	2007	2,871
3.	Brian Morton	1997	2,445
4.	Trey McDonald	2001	2,304
5.	John Tolish	1981	2,280
6.	Porter Wilson	2020	2,276
7.	Anthony Dilweg	1985	2,178

Highest Yards Per Punt Average, Game (3)

1.	Austin Parker (3-154)	51.30 vs. Louisville, 2016
2.	Brian Morton (3-150)	50.00 vs. Navy, 1997
3.	Will Monday (7-330)	47.14 vs. Stanford, 2012
4.	Brian Morton (6-282)	47.00 vs. Wake Forest, 1997
	Will Monday (9-423)	47.00 vs. Virginia, 2012
6.	Will Monday (4-187)	46.75 vs. Virginia Tech, 2012
7.	John Krueger (7-323)	46.14 vs. Wake Forest, 1993
8.	Austin Parker (8-368)	46.00 vs. Northwestern, 2016
9.	Anthony Dilweg (5-229)	45.80 vs. South Carolina, 1985
10.	Brian Morton (7-320)	45.71 vs. Northwestern, 1997

Highest Yards Per Punt Average, Season (25)

1.	Will Monday (67-2,991)	2012	44.64
2.	Porter Wilson (53-2,276)	2020	42.94
3.	Brian Morton (59-2,445)	1997	41.44
4.	Austin Parker (38-1,556)	2016	40.90
5.	Anthony Dilweg (54-2,178)	1985	40.33
6.	John Krueger (50-1,966)	1993	39.32

Longest Punt

1.	Will Monday	79 vs. Cincinnati, 2012
----	-------------	-------------------------

FRESHMAN KICKOFF & PUNT RETURN RECORDS

Most Kickoff Returns, Game

1. Desmond Scott	7 vs. Wake Forest, 2009
2. Chris Davis	6 vs. Maryland, 2004
Juwan Thompson	6 vs. Wake Forest, 2010
Jamison Crowder	6 vs. Stanford, 2011
Jamison Crowder	6 vs. FIU, 2011
Jaylen Stinson	6 vs. Georgia Tech, 2020

Most Kickoff Returns, Season

1. Jamison Crowder	2011	38
2. Chris Douglas	2000	35
3. Richmond Flowers	1996	27

Most Kickoff Return Yards, Game

1. Chris Davis	218 vs. Maryland, 2004
2. Desmond Scott	211 vs. Wake Forest, 2009

Most Kickoff Return Yards, Season

1. Jamison Crowder	2011	814
2. Chris Douglas	2000	766

Highest Kickoff Return Average, Game (3)

1. DeVon Edwards (3-148)	49.33 vs. N.C. State, 2013
2. Quinton McCracken (3-142)	47.33 vs. Clemson, 1988
3. DeVon Edwards (3-138)	46.00 vs. N. Carolina, 2013
4. Chris Davis (6-218)	36.33 vs. Maryland, 2004

Highest Kickoff Return Average, Season (18)

1. DeVon Edwards (19-574)	2013	30.21
2. Chris Davis (20-516)	2004	25.80
3. Quinton McCracken (19-483)	1988	25.42
4. Desmond Scott (18-452)	2009	25.11
5. Josh Snead (22-483)	2010	21.95
6. Jamison Crowder (38-814)	2011	21.42

Longest Kickoff Return

1. DeVon Edwards	100 vs. N.C. State, 2013
2. DeVon Edwards	99 vs. North Carolina, 2013
3. Chris Davis	94 vs. Maryland, 2004

Most Punt Returns, Game

1. Adam Geis	5 vs. Army West Point, 1994
--------------	-----------------------------

Most Punt Returns, Season

1. Adam Geis	1994	20
--------------	------	----

Most Punt Return Yards, Game

1. George Clark	119 vs. Wake Forest, 1944
-----------------	---------------------------

Most Punt Return Yards, Season

1. George Clark	1944	335
-----------------	------	-----

Highest Punt Ret. Average, Game (3)

1. George Clark (3-119)	39.67 vs. Wake Forest, 1944
-------------------------	-----------------------------

Highest Punt Return Average, Season (12)

1. George Clark (17-335)	1944	19.71
2. Brad Breedlove (12-140)	1990	11.67

Longest Punt Return

1. George Clark	95 vs. Wake Forest, 1944
-----------------	--------------------------

FRESHMAN DEFENSIVE RECORDS

Most Tackles, Game

1. Erwin Sampson	20 vs. N.C. State, 1988
2. Erwin Sampson	19 vs. Clemson, 1988
3. Mike Junkin	18 vs. N.C. State, 1983
Erwin Sampson	18 vs. The Citadel, 1988
5. Erwin Sampson	17 vs. Wake Forest, 1988
Darrell Spells	17 vs. Army West Point, 1989
7. Erwin Sampson	16 vs. Tennessee, 1988
Darrell Spells	16 vs. Tennessee, 1989
Todd DeLamielleure	16 vs. Georgia Tech, 1998
Joe Giles-Harris	16 vs. North Carolina, 2016
11. Michael Tauiliili	15 vs. Wake Forest, 2005
Joe Giles-Harris	15 vs. Wake Forest, 2016
Shaka Heyward	15 vs. North Carolina, 2019
14. Erwin Sampson	14 vs. North Carolina, 1988
Billy Granville	14 vs. Clemson, 1993
Michael Tauiliili	14 vs. North Carolina, 2005
Kyler Brown	14 vs. Georgia Tech, 2012
18. Erwin Sampson	13 vs. Maryland, 1988
Billy Granville	13 vs. North Carolina, 1993
Todd DeLamielleure	13 vs. Wake Forest, 1998
Michael Tauiliili	13 vs. Florida State, 2005
Dwayne Norman	13 vs. Florida State, 2012
Joe Giles-Harris	13 vs. Virginia Tech, 2016
Joe Giles-Harris	13 vs. Miami, 2016

Most Tackles, Season

1. Erwin Sampson	1988	150
2. Carl McGee	1975	113
3. Joe Giles-Harris	2016	107
4. Michael Tauiliili	2005	92
5. Ryan Fowler	2000	87
6. Todd DeLamielleure	1998	75
7. Jim Scharrer	2001	69
8. Darrell Spells	1989	68
Shaka Heyward	2019	68
10. DeVon Edwards	2013	64
11. Kelby Brown	2010	63
Deondre Singleton	2013	63
13. Ross Cockrell	2010	60
Dwayne Norman	2012	60
15. Brendan Dewan	2002	59
Leonard Johnson	2018	59
17. Mike Junkin	1983	58
Tinashe Bere	2015	58
19. Duane Marks	1990	56
20. Billy Granville	1993	54

Most Tackles, Playing Debut

1. Brendan Dewan	12 vs. East Carolina, 2002
2. Todd DeLamielleure	10 vs. Western Carolina, 1998
Jim Scharrer	10 vs. Florida State, 2001

Most Tackles For Loss, Game

1. Todd DeLamielleure	4.0 vs. Wake Forest, 1998
Chris Rumph II	4.0 vs. Georgia Tech, 2018
3. Chris Combs	3.0 vs. Wake Forest, 1996
Ryan Fowler	3.0 vs. Florida State, 2000
Ryan Fowler	3.0 vs. Maryland, 2000
Jim Scharrer	3.0 vs. North Carolina, 2001
Brendan Dewan	3.0 vs. East Carolina, 2003
Michael Tauiliili	3.0 vs. North Carolina, 2005
Tinashe Bere	3.0 vs. Virginia, 2015

Most Tackles For Loss, Season

1. Ryan Fowler	2000	13.0
2. Travis Pearson	1990	12.0
3. Chris Combs	1996	11.0
4. Michael Tauiliili	2005	10.0
5. Joe Giles-Harris	2016	9.5
6. Todd DeLamielleure	1998	8.0
Vince Oghobaase	2006	8.0
Chris Rumph II	2018	8.0
9. Victor Dimukeje	2017	7.5
10. Jim Scharrer	2001	7.0
11. Brendan Dewan	2002	6.5
Wesley Oglesby	2007	6.5
Shaka Heyward	2019	6.5

Most Sacks, Game

1. Travis Pearson	2.0 vs. Maryland, 1990
Chris Combs	2.0 vs. Georgia Tech, 1996
Chris Combs	2.0 vs. N.C. State, 1996
Chris Combs	2.0 vs. Wake Forest, 1996
Todd DeLamielleure	2.0 vs. Wake Forest, 1998
Ryan Fowler	2.0 vs. Florida State, 2000

Most Sacks, Season

1. Chris Combs	1996	8.0
2. Ryan Fowler	2000	7.0

Most QB Pressures, Game

1. Wesley Oglesby	4 vs. Northwestern, 2007
2. Kelby Brown	3 vs. Navy, 2010

Most QB Pressures, Season

1. Todd DeLamielleure	1998	11
2. Wesley Oglesby	2007	7
3. Chris Combs	1996	6
4. Kelby Brown	2010	5
Ben Humphreys	2015	5

Most Interceptions, Game

1. John Talley	2 vs. Clemson, 2007
Ross Cockrell	2 vs. Virginia, 2010
DeVon Edwards	2 vs. N.C. State, 2013
Breon Borders	2 vs. Florida State, 2013

Most Interceptions, Season

1. Breon Borders	2013	4
2. Wyatt Smith	1988	3
Ross Cockrell	2010	3

Most Pass Breakups, Game

1. Fonda Williams	4 vs. N.C. State, 1985
2. Quinton McCracken	3 vs. Maryland, 1988
Bryon Fields Jr.	3 vs. Virginia Tech, 2013

Most Pass Breakups, Season

1. Wyatt Smith	1988	13
2. Fonda Williams	1985	11

Most Total Passes Defended, Game (INT-PBU)

1. Fonda Williams (0-4)	4 vs. N.C. State, 1985
-------------------------	------------------------

Most Total Passes Defended, Season (INT-PBU)

1. Wyatt Smith (3-13)	1988	16
2. Fonda Williams (1-11)	1985	12
Breon Borders (4-8)	2013	12
4. Ross Cockrell (3-7)	2010	10

Most Caused Fumbles, Season

1. Michael Tauiliili	2005	3
----------------------	------	---

Most Fumble Recoveries, Game

1. Dwayne Norman	2 vs. Florida State, 2012
------------------	---------------------------

Most Fumble Recoveries, Season

1. Kelby Brown	2010	4
----------------	------	---

TEAM SINGLE-GAME RECORDS

Most Offensive Plays

1. 104 vs. Northwestern, 2017

Most Offensive Yards

1. 728 vs. Davidson, 1941
 2. 706 vs. Wake Forest, 1982
 3. 661 vs. Texas A&M, 2013
 4. 656 vs. North Carolina, 1989
 5. 655 vs. N.C. Central, 2015
 6. 653 vs. Western Carolina, 1990
 7. 645 vs. Syracuse, 2020
 8. 629 vs. North Carolina, 2018
 9. 621 vs. Virginia, 1982
 10. 619 vs. Pittsburgh, 2018

Highest Yards Per Play Average

1. 9.39 (54-507) vs. Richmond, 1944

Most Total First Downs

1. 38 vs. Georgia Tech, 1987

Most First Downs By Rush

1. 25 vs. Virginia, 1957

Most First Downs By Pass

1. 23 vs. N.C. State, 1987
 23 vs. Georgia Tech, 1997

Most First Downs By Penalty

1. 9 vs. North Carolina A&T, 2019

Most Pass Attempts

1. 63 vs. Wake Forest, 1980
 63 vs. Stanford, 2012

Most Pass Completions

1. 43 vs. Boston College, 2011
 2. 42 vs. Stanford, 2012
 3. 41 vs. Georgia Tech, 1997

Most Passing Yards

1. 489 vs. Georgia Tech, 1997
 2. 482 vs. Wake Forest, 1980
 3. 479 vs. North Carolina, 1989
 4. 475 vs. Wake Forest, 1988
 5. 459 vs. N.C. State, 2009

Highest Pass Completion Pct. (15 att.)

1. .938 (15-16) vs. Georgia Tech, 1960

Highest Yards Per Completion Avg. (15 att.)

1. 21.58 (19-410) vs. The Citadel, 1988

Most Rushing Attempts

1. 84 vs. N.C. State, 1956

Most Rushing Yards

1. 614 vs. Davidson, 1941
 2. 521 vs. N.C. State, 1943
 3. 448 vs. Davidson, 1940
 4. 445 vs. South Carolina, 1935
 5. 444 vs. Richmond, 1943

Highest Yards Per Rushing Attempt Average

1. 9.48 (29-275) vs. Wake Forest, 1945

Most Passing Touchdowns

1. 6 vs. Georgia Tech, 1987

Most Rushing Touchdowns

1. 11 vs. N.C. State, 1943

Most PATs

1. 9 vs. N.C. State, 1943

Most PAT Attempts

1. 11 vs. N.C. State, 1943

Most Field Goals

1. 6 vs. Clemson, 1976

Most Field Goal Attempts

1. 7 vs. Clemson, 1976
 7 vs. N.C. State, 1994

Most Pass Interceptions Thrown

1. 7 vs. Navy, 1954
 7 vs. Maryland, 1998

Most Fumbles

1. 9 vs. N.C. State, 1986

Most Fumbles Lost

1. 6 vs. SMU, 1956
 6 vs. Clemson, 1965
 6 vs. Clemson, 1968
 6 vs. N.C. State, 1986

Most Penalties

1. 20 vs. Clemson, 1969

Most Penalty Yards

1. 201 vs. Clemson, 1969

Most Punts

1. 21 vs. Pittsburgh, 1938

Most Punting Yards

1. 788 vs. Pittsburgh, 1938

Most Punt Returns

1. 10 vs. Colgate, 1938
 10 vs. Georgia Tech, 1938

Most Punt Return Yards

1. 194 vs. Richmond, 1946

Highest Punt Return Average

1. 27.71 (7-194) vs. Richmond, 1946

Most Kickoff Returns

1. 10 vs. Georgia Tech, 1966
 10 vs. Notre Dame, 1966

Most Kickoff Return Yards

1. 276 vs. N.C. State, 1992

Highest Kickoff Return Average

1. 57.67 (3-173) vs. Wake Forest, 1999

Fewest Total Yards Allowed

1. -6 (-49 r, 43 p) vs. N.C. State, 1943
 -6 (-16 r, 10 p) vs. South Carolina, 1945

Fewest Rushing Attempts Allowed

1. 13 vs. Richmond, 1944

Fewest Rushing Yards Allowed

1. -49 vs. N.C. State, 1943

Fewest Pass Completions Allowed

1. 0, many times; last vs. Ga. Tech, 1977

Fewest Passing Yards Allowed

1. -1 vs. Wake Forest, 1973

Most Interceptions

1. 8 vs. North Carolina, 1933

Most Interception Return Yards

1. 158 vs. Clemson, 1980

Most Fumbles Recovered

1. 8 vs. Wake Forest, 1956

Most Points, Game

1. 96 vs. Furman, 1891
 2. 76 vs. Bogue Field, 1945
 3. 75 vs. N.C. State, 1943
 4. 72 vs. Richmond, 1927
 5. 70 vs. Tennessee, 1893
 6. 68 vs. Wofford, 1921
 68 vs. Guilford, 1923

Most Points, Quarter

1. 34 vs. Wake Forest, 1937
 34 vs. Wake Forest, 1999
 3. 32 vs. Pennsylvania, 1954
 4. 30 vs. FIU, 2012
 5. 28 vs. Wake Forest, 1941
 28 vs. Virginia, 1961
 28 vs. Wake Forest, 2001
 28 vs. N.C. Central, 2016

Most Points, Half

1. 49 vs. N.C. Central, 2016
 2. 47 vs. N.C. Central, 2017
 3. 46 vs. Bogue Field, 1945
 46 vs. Richmond, 1949
 5. 45 vs. Pennsylvania, 1954
 6. 43 vs. N.C. State, 1952
 7. 41 vs. N.C. State, 1943
 41 vs. Wake Forest, 1999

Most Points Allowed, Game

1. 70 by Florida State, 1995
 2. 66 by North Carolina, 2015
 3. 64 by Notre Dame, 1966
 64 by Navy, 1996
 5. 63 by Florida State, 2000
 6. 62 by Florida State, 1998
 7. 59 seven times; last by Wake Forest, 2018

Most Points Allowed, Quarter

1. 35 by North Carolina, 2000
 2. 32 by Florida State, 1994
 3. 31 by Florida State, 2001
 4. 29 by Maryland, 1982
 5. 28, nine times last by Florida State, 2020

Most Points Allowed, Half

1. 54 by Florida State, 1995
 2. 52 by North Carolina, 2000
 3. 49 by N.C. State, 2001
 4. 45 by Alabama, 2010
 5. 44 by Florida State, 1999

SCORING SUPERLATIVES

Duke

Most Points, Loss

1. 55 vs. Pittsburgh (58), 2013
 2. 48 vs. Wake Forest (54), 2010
 48 vs. Texas A&M (52), 2013
 4. 45 vs. N.C. State (47), 1987
 45 vs. Miami (52), 2012
 45 vs. Pittsburgh (54), 2018
 7. 44 vs. North Carolina (45), 2006
 8. 43 vs. Navy (46), 2007
 9. 40 vs. North Carolina (41), 1994

Most Points, Loss, Home

1. 55 vs. Pittsburgh (58), 2013
 2. 45 vs. N.C. State (47), 1987
 45 vs. Miami (52), 2012
 4. 44 vs. North Carolina (45), 2006
 5. 40 vs. North Carolina (41), 1994

Most Points, Loss, Away

1. 48 vs. Wake Forest (54), 2010
 2. 45 vs. Pittsburgh (54), 2018
 3. 43 vs. Navy (46), 2007
 4. 38 vs. North Carolina (39), 1976
 38 vs. Rutgers (39), 1993

Fewest Points, Win

1. 3 vs. Wake Forest (0), 1922
 3 vs. Wake Forest (0), 1978
 3. 6 twelve times; last vs. Army West Point, 1964

Fewest Points, Win, Home

1. 3 vs. Wake Forest (0), 1978
 2. 6, seven times, last vs. NC, 1961

Fewest Points, Win, Away

1. 6 vs. North Carolina (4), 1891
 6 vs. Elon (0), 1925
 6 vs. Wofford (0), 1925
 6 vs. Washington & Lee (0), 1931
 6 vs. Army West Point (0), 1964

Opponent

Most Points, Loss

1. 48 by Virginia (55), 2010
 48 by Pittsburgh²⁰¹⁷ (51), 2014
 3. 41 by Indiana (44), 2015
 4. 38 by South Carolina (42), 1970
 5. 36 by Wake Forest (38), 1986
 6. 35 by Wake Forest (52), 1989
 35 by Wake Forest (48), 1999
 35 by North Carolina (42), 2018

Most Points, Loss, Home

1. 48 by Pittsburgh²⁰¹⁷ (51), 2014
 2. 36 by Wake Forest (38), 1986
 3. 35 by Wake Forest (48), 1999
 4. 34 by Virginia (38), 1988

Most Points, Loss, Away

1. 48 by Virginia (55), 2010
 2. 38 by South Carolina (42), 1970
 3. 35 by Wake Forest (52), 1989
 35 by North Carolina (42), 2018

Fewest Points, Win

1. 3 by Clemson (2), 1965
 3 by Clemson (0), 1971
 3. 6, nine times, last by Clemson (0), 1959

Fewest Points, Win, Home

1. 3 by Clemson (2), 1965

Fewest Points, Win, Away

1. 6, nine times, last by Clemson (0), 1959

ANNUAL LEADERS

Passing Yards

Year	Name	Cmp	Att	INT	TD	Yards
1938	Eric Tipton (Sr.)	22	51	2	0	269
1939	Wes McAfee (Sr.)	23	46	0	0	306
1940	Frank Swiger (Sr.)	22	38	0	0	357
1941	Tom Davis (So.)	37	74	0	0	506
1942	Tom Davis (Sr.)	15	42	0	0	179
1943	Buddy Luper (Sr.)	14	36	3	0	351
1944	Tom Davis (Sr.)	10	21	3	0	153
1945	George Clark (So.)	15	20	2	0	275
1946	George Clark (Sr.)	13	38	6	0	190
1947	Fred Folger (Sr.)	28	65	9	0	383
1948	Fred Folger (Sr.)	27	70	4	2	457
1949	Billy Cox (Sr.)	59	118	7	4	779
1950	Billy Cox (Sr.)	108	206	15	8	1,428
1951	Jerry Barger (Fr.)	31	64	10	1	366
1952	Worth Lutz (So.)	42	79	2	9	533
1953	Jerry Barger (Sr.)	21	38	5	4	353
1954	Jerry Barger (Sr.)	39	67	9	5	603
1955	Sonny Jurgensen (Sr.)	37	69	7	3	536
1956	Sonny Jurgensen (Sr.)	28	59	6	2	371
1957	Bob Brodhead (Sr.)	30	62	7	4	392
1958	Bob Brodhead (Sr.)	53	111	9	3	651
1959	George Harris (Sr.)	27	65	5	2	381
1960	Don Altman (Sr.)	80	119	6	3	635
1961	Walt Rappold (Sr.)	54	96	5	7	657
1962	Walt Rappold (Sr.)	57	113	11	2	696
1963	Scotty Glacken (So.)	101	201	8	12	1,265
1964	ACC Scotty Glacken (Sr.)	104	192	9	7	1,178
1965	Todd Orvald (Sr.)	63	105	7	7	850
1966	Al Woodall (Sr.)	39	71	4	2	482
1967	Al Woodall (Sr.)	79	150	9	2	1,019
1968	ACC Leo Hart (So.)	162	301	11	11	2,238
1969	ACC Leo Hart (Sr.)	145	268	9	5	1,642
1970	ACC Leo Hart (Sr.)	179	308	12	7	2,236
1971	Dennis Satyshur (Sr.)	41	84	8	2	631
1972	Mark Johnson (So.)	30	69	7	1	380
1973	Mark Johnson (Sr.)	38	91	11	3	497
1974	Hal Spears (Sr.)	79	141	6	5	1,132
1975	Bob Corbett (Sr.)	81	131	6	3	1,063
1976	Mike Dunn (So.)	90	168	11	2	1,078
1977	Mike Dunn (Sr.)	102	191	9	7	1,239
1978	Mike Dunn (Sr.)	65	144	8	2	668
1979	Stanley Driskell (Sr.)	54	145	11	4	721
1980	Ben Bennett (Fr.)	174	330	25	11	2,050
1981	Ben Bennett (So.)	110	202	8	7	1,445
1982	ACC Ben Bennett (Sr.)	236	374	12	20	3,033
1983	Ben Bennett (Sr.)	300	469	12	17	3,086
1984	Steve Slayden (Fr.)	113	202	9	4	1,229
1985	Steve Slayden (So.)	173	294	13	10	1,937
1986	Steve Slayden (Sr.)	183	313	15	14	1,914
1987	Steve Slayden (Sr.)	230	395	16	20	2,924
1988	ACC Anthony Dilweg (Sr.)	287	484	18	24	3,824
1989	Billy Ray (Sr.)	174	274	14	15	2,035
1990	Dave Brown (Sr.)	129	245	12	8	1,444
1991	Dave Brown (Sr.)	230	437	15	20	2,794
1992	Spence Fischer (Fr.)	113	197	10	8	1,505
1993	Spence Fischer (So.)	213	388	14	12	2,561
1994	Spence Fischer (Sr.)	204	346	8	16	2,285
1995	Spence Fischer (Sr.)	256	438	14	12	2,668
1996	David Green (Sr.)	88	165	3	4	958
1997	Bobby Campbell (Fr.)	85	176	10	2	925
1998	Bobby Campbell (So.)	101	206	8	6	1,199
1999	Spencer Romine (Sr.)	123	243	13	6	1,638
2000	D. Bryant (Sr.)	129	258	10	5	1,448
2001	D. Bryant (Sr.)	187	384	17	11	2,454
2002	Adam Smith (So.)	174	308	9	12	2,031
2003	Mike Schneider (Fr.)	97	208	6	4	1,220
2004	Mike Schneider (So.)	150	253	7	8	1,527
2005	Zack Asack (Fr.)	90	180	8	5	966
2006	Thaddeus Lewis (Fr.)	180	340	16	11	2,134
2007	Thaddeus Lewis (So.)	190	360	10	21	2,430
2008	Thaddeus Lewis (Sr.)	224	361	6	15	2,171
2009	ACC Thaddeus Lewis (Sr.)	274	449	8	20	3,330
2010	Sean Renfree (So.)	285	464	17	14	3,131
2011	Sean Renfree (Sr.)	282	434	11	14	2,891
2012	Sean Renfree (Sr.)	297	441	10	19	3,113
2013	Anthony Boone (Sr.)	206	322	13	13	2,260
2014	Anthony Boone (Sr.)	255	453	8	19	2,700
2015	Thomas Sirk (Sr.)	241	427	8	16	2,625
2016	Daniel Jones (Fr.)	270	430	9	16	2,836
2017	Daniel Jones (So.)	257	453	11	14	2,691
2018	Daniel Jones (Sr.)	237	392	9	22	2,674
2019	Quentin Harris (Sr.)	209	357	11	16	2,078
2020	Chase Brice (Sr.)	193	352	15	10	2,170

Rushing Yards

Year	Name	Att	Yds	TD	Avg
1938	Robert O'Mara (Sr.)	162	703	-	4.34
1939	George McAfee (Sr.)	96	596	-	6.21
1940	Jasper Davis (Sr.)	90	591	-	6.57
1941	Tom Davis (So.)	108	569	-	5.27
1942	Buddy Luper (Sr.)	101	454	-	4.50
1943	Buddy Luper (Sr.)	76	520	-	6.84
1944	George Clark (Fr.)	89	528	-	6.93
1945	George Clark (So.)	64	530	-	8.28
1946	Leo Long (Sr.)	129	371	-	2.88
1947	Fred Folger (Sr.)	93	304	-	3.27
1948	Jack Mounie (So.)	91	322	3	3.54
1949	Billy Cox (Sr.)	154	489	10	3.18
1950	Billy Cox (Sr.)	191	567	3	2.97
1951	Charlie Smith (Sr.)	95	493	7	5.19
1952	Red Smith (Sr.)	79	414	5	5.24
1953	Lloyd Caudle (Sr.)	104	510	7	4.90
1954	Bob Pascal (Sr.)	107	561	9	5.24
1955	Bob Pascal (Sr.)	156	750	8	4.81
1956	Hal McElhane (Sr.)	90	449	1	4.99
1957	Wray Carlton (Sr.)	158	833	8	5.27
1958	Wray Carlton (Sr.)	164	636	6	3.88
1959	Joel Arrington (So.)	92	444	3	4.83
1960	Mark Leggett (So.)	92	444	3	4.83
1961	Mark Leggett (Sr.)	86	318	1	3.70
1962	Mark Leggett (Sr.)	114	478	4	4.19
1963	Jay Wilkinson (Sr.)	117	631	7	5.39
1964	Mike Curtis (Sr.)	121	497	4	4.11
1965	Jay Calabrese (So.)	154	658	9	4.27
1966	Jay Calabrese (Sr.)	175	580	10	3.31
1967	Jay Calabrese (Sr.)	136	563	5	4.14
1968	Phil Asack (So.)	168	690	8	4.11
1969	Bob Zwirko (So.)	94	504	4	5.36
1970	Steve Jones (Sr.)	203	854	8	4.21
1971	Steve Jones (Sr.)	193	861	6	4.46
1972	ACC Steve Jones (Sr.)	287	1,236	6	4.31
1973	Tony Benjamin (Fr.)	114	572	1	5.02
1974	Art Gore (So.)	125	627	4	5.02
1975	Tony Benjamin (Sr.)	136	674	6	5.96
1976	Mike Dunn (So.)	176	757	12	4.30
1977	Stanley Broadie (Fr.)	132	579	5	4.39
1978	Greg Rhett (Sr.)	85	453	5	5.33
1979	Greg Rhett (Sr.)	121	427	2	3.53
1980	Greg Boone (So.)	94	380	1	4.04
1981	Mike Grayson (So.)	179	744	1	4.16
1982	Mike Grayson (Sr.)	136	693	5	5.10
1983	Mike Grayson (Sr.)	181	785	8	4.34
1984	Julius Grantham (So.)	110	395	1	3.59
1985	Tracy Smith (Sr.)	122	455	5	3.73
1986	Julius Grantham (Sr.)	158	677	1	4.29
1987	Roger Boone (So.)	137	550	4	4.02
1988	Roger Boone (Sr.)	185	836	7	4.52
1989	Randy Cuthbert (So.)	187	1,023	10	5.47
1990	Randy Cuthbert (Sr.)	136	595	4	4.38
1991	Chris Brown (Sr.)	83	320	0	3.86
1992	Randy Cuthbert (Sr.)	227	1,031	6	4.54
1993	David Lowman (Sr.)	110	439	5	3.99
1994	ACC Robert Baldwin (Sr.)	276	1,187	12	4.30
1995	Laymarr Marshall (So.)	188	708	13	3.77
1996	Letavious Wilks (Fr.)	116	554	2	4.78
1997	Laymarr Marshall (Sr.)	70	359	3	5.13
1998	B.J. Hill (Fr.)	192	798	2	4.16
1999	Letavious Wilks (Sr.)	95	334	3	3.52
2000	Chris Douglas (Fr.)	110	503	6	4.57
2001	Chris Douglas (So.)	218	841	7	3.86
2002	Alex Wade (Sr.)	201	979	4	4.87
2003	Chris Douglas (Sr.)	236	1,138	6	4.82
2004	Cedric Dargan (Sr.)	125	462	1	3.70
2005	Justin Boyle (So.)	134	458	9	3.42
2006	Re'quan Boyette (So.)	87	388	2	4.46
2007	Re'quan Boyette (Sr.)	104	432	2	4.15
2008	Jay Hollingsworth (Fr.)	108	399	1	3.69
2009	Desmond Scott (Fr.)	70	262	1	3.74
2010	Desmond Scott (So.)	120	530	3	4.42
2011	Juwan Thompson (So.)	110	472	7	4.29
2012	Jela Duncan (Fr.)	109	553	4	5.07
2013	Josh Snead (Sr.)	107	651	2	6.08
2014	Shaquille Powell (Sr.)	134	618	2	4.61
2015	Thomas Sirk (Sr.)	163	803	8	4.93
2016	Shaun Wilson (Fr.)	151	623	4	4.13
2017	Shaun Wilson (Sr.)	162	818	6	5.05
2018	Deon Jackson (So.)	161	847	7	5.26
2019	Deon Jackson (Sr.)	172	641	6	3.73
2020	Mataeo Durant (So.)	120	817	8	6.80

Pass Receptions

Year	Name	Rec	Yds	TD	Avg
1938	James Marion (Sr.)	7	62	-	8.86
1939	George McAfee (Sr.)	10	229	-	22.90
1940	Steve Lach (Sr.)	26	335	-	12.89
1941	Steve Lach (Sr.)	22	366	-	16.64
1942	Gordon Carver (So.)	7	152	-	21.71
1943	Lamar Blount (Sr.)	6	227	-	37.83
1944	Gordon Carver (Sr.)	13	252	-	19.39
1945	Gordon Carver (Sr.)	7	140	-	20.00
1946	Buddy Mulligan (Sr.)	8	156	-	19.50
1947	Buddy Mulligan (Sr.)	13	176	0	13.54
1948	Tom Hughes (Sr.)	15	237	2	15.80
1949	Tom Hughes (Sr.)	25	329	0	13.16
1950	Corren Youmans (Sr.)	40	446	1	11.15
1951	Howard Pitt (So.)	17	187	0	11.00
1952	Howard Pitt (Sr.)	20	277	6	13.85
1953	Howard Pitt (Sr.)	14	189	0	13.50
1954	Buddy Bass (So.)	10	152	1	15.20
1955	Sonny Sorrell (Sr.)	12	153	1	12.75
1956	Buddy Bass (Sr.)	9	136	1	15.11
1957	George Dutton (Sr.)	10	100	2	10.00
1958	Wray Carlton (Sr.)	17	189	2	11.12
1959	Joel Arrington (So.)	13	124	1	9.54
1960	ACC Tee Moorman (Sr.)	54	476	3	8.82
1961	Stan Crisson (So.)	20	241	2	12.05
1962	Stan Crisson (Sr.)	30	307	1	10.23
1963	ACC Stan Crisson (Sr.)	48	559	7	11.65
1964	James Scott (Sr.)	29	388	1	13.38
1965	Chuck Drulis (Sr.)	39	390	2	10.00
1966	Dave Dunaway (Sr.)	43	614	3	14.28
1967	Jim Dearth (So.)	20	284	0	14.20
1968	ACC Henley Carter (Sr.)	65	892	2	13.72
1969	Marcel Courtillet (Sr.)	45	489	2	10.87
1970	ACC Wes Chesson (Sr.)	74	1,080	3	14.60
1971	Dan Phelan (Sr.)	17	273	0	16.06
1972	Mark Landon (So.)	16	206	1	12.80
1973	Ben Fordham (Sr.)	30	438	0	14.60
1974	Troy Slade (Sr.)	31	489	2	15.77
1975	Troy Slade (

Receiving Yards

Year	Name	Rec	Yds	TD	Avg
1938	James Marion (Sr.)	7	62	-	8.86
1939	George McAfee (Sr.)	10	229	-	22.90
1940	Steve Lach (Jr.)	26	335	-	12.89
1941	Steve Lach (Sr.)	22	366	-	16.64
1942	Gordon Carver (So.)	7	152	-	21.71
1943	Lamar Blount (Sr.)	6	227	-	37.83
1944	Gordon Carver (Jr.)	13	252	-	19.39
1945	Gordon Carver (Sr.)	7	140	-	20.00
1946	Buddy Mulligan (Jr.)	8	156	-	19.50
1947	Buddy Mulligan (Sr.)	13	176	0	13.54
1948	Tom Hughes (Jr.)	15	237	2	15.80
1949	Tom Hughes (Sr.)	25	329	0	13.16
1950	Corren Youmans (Sr.)	40	446	1	11.14
1951	Blaine Earon (Sr.)	11	193	2	17.55
1952	Howard Pitt (Jr.)	20	277	6	13.85
1953	Howard Pitt (Sr.)	14	189	0	13.50
1954	Ed Post (Jr.)	8	203	2	25.38
1955	Bernie Blaney (Jr.)	8	169	3	21.13
1956	Buddy Bass (Sr.)	9	136	1	15.11
1957	Wray Carlton (Jr.)	8	174	2	21.75
1958	Wray Carlton (Sr.)	17	189	2	11.12
1959	Joel Arrington (So.)	13	124	1	9.54
1960	ACC Tee Moorman (Sr.)	54	476	3	8.82
1961	Stan Crisson (So.)	20	241	2	12.05
1962	Stan Crisson (Jr.)	30	307	1	10.23
1963	ACC Stan Crisson (Sr.)	48	559	7	11.65
1964	James Scott (Sr.)	29	388	1	13.38
1965	Dave Dunaway (Jr.)	21	393	5	18.71
1966	ACC Dave Dunaway (Sr.)	43	614	3	14.28
1967	Jim Dearth (So.)	20	284	0	14.20
1968	ACC Henley Carter (Sr.)	65	892	2	13.72
1969	Wes Chesson (Jr.)	43	525	3	12.21
1970	ACC Wes Chesson (Sr.)	74	1,080	3	14.60
1971	Dan Pheilan (Sr.)	17	273	0	16.06
1972	Mark Landon (So.)	16	206	1	12.88
1973	Ben Fordham (Jr.)	30	438	0	14.60
1974	Troy Slade (Jr.)	31	489	2	15.77
1975	ACC Troy Slade (Sr.)	43	654	0	15.21
1976	ACC Tom Hall (Jr.)	44	594	1	13.50
1977	Tom Hall (Sr.)	33	418	1	12.67
1978	Derrick Lewis (So.)	20	365	1	18.25
1979	Ron Fredrick (So.)	28	395	3	14.11
1980	Marvin Brown (Sr.)	34	451	1	13.27
1981	ACC Cedric Jones (Sr.)	42	832	10	19.81
1982	ACC Chris Castor (Sr.)	46	952	13	20.70
1983	Mark Miitello (Sr.)	63	682	3	10.83
1984	Chuck Herring (Jr.)	37	627	0	16.95
1985	ACC Doug Green (So.)	51	804	8	15.77
1986	Doug Green (Jr.)	46	608	6	13.23
1987	ACC Clarkston Hines (So.)	57	1,093	11	19.18
1988	ACC Clarkston Hines (Jr.)	68	1,067	10	15.69
1989	ACC Clarkston Hines (Sr.)	61	1,149	17	18.84
1990	Marc Mays (Jr.)	35	457	2	13.06
1991	Walter Jones (Sr.)	31	518	6	16.71
1992	Brad Breedlove (Jr.)	29	479	2	16.52
1993	Stanley Dorsey (Sr.)	44	678	4	15.41
1994	Bill Khayat (Jr.)	49	562	2	11.47
1995	Marc Wilson (Jr.)	47	531	2	11.30
1996	Corey Thomas (Jr.)	38	527	4	13.87
1997	Corey Thomas (Sr.)	45	707	7	15.71
1998	Scottie Montgomery (Jr.)	60	793	3	13.22
1999	Scottie Montgomery (Sr.)	51	819	5	16.06
2000	Mike Hart (Jr.)	31	540	0	17.42
2001	Ben Erdeljac (Sr.)	42	684	1	16.29
2002	Khary Sharpe (So.)	30	458	6	15.27
2003	Reggie Love (Sr.)	27	290	4	10.74
2004	Jonar Wright (Fr.)	18	323	1	17.94
2005	Ben Patrick (Jr.)	30	252	0	8.40
2006	Eron Riley (So.)	32	643	3	20.09
2007	Eron Riley (Jr.)	40	830	9	20.75
2008	Eron Riley (Sr.)	61	693	8	11.36
2009	Donovan Varner (So.)	65	1,047	8	16.11
2010	Conner Vernon (So.)	73	973	4	13.33
2011	Conner Vernon (Jr.)	70	956	6	13.66
2012	Jamison Crowder (So.)	76	1,074	8	14.13
	Conner Vernon (Sr.)	85	1,074	8	12.64
2013	Jamison Crowder (Jr.)	108	1,360	8	12.59
2014	Jamison Crowder (Sr.)	85	1,044	6	12.28
2015	Max McCafrey (Sr.)	52	643	5	12.37
2016	T.J. Rahming (So.)	70	742	1	10.60
2017	T.J. Rahming (Jr.)	65	795	2	12.23
2018	T.J. Rahming (Sr.)	75	811	8	10.81
2019	Jalon Calhoun (Fr.)	46	420	4	9.13
2020	Jake Bobo (Jr.)	32	358	1	11.19

Total Offensive Yards

Year	Name	Rush	Pass	Total
1938	Robert O'Mara (Sr.)	703	0	703
1939	George McAfee (Sr.)	596	138	734
1940	Frank Swiger (Sr.)	256	357	613
1941	Tom Davis (So.)	569	506	1,075
1942	Tom Davis (Jr.)	417	179	596
1943	Buddy Luper (Jr.)	520	351	871
1944	George Clark (Fr.)	528	137	665
1945	George Clark (So.)	530	275	805
1946	George Clark (Jr.)	190	190	380
1947	Fred Folger (Jr.)	304	383	687
1948	Fred Folger (Sr.)	232	457	689
1949	Billy Cox (Jr.)	489	779	1,268
1950	Billy Cox (Sr.)	567	1,428	1,995
1951	Jerry Barger (Fr.)	247	366	613
1952	Worth Lutz (So.)	269	533	802
1953	Lloyd Caudle (Sr.)	510	0	510
1954	Jerry Barger (Sr.)	100	603	703
1955	ACC Bob Pascal (Sr.)	750	54	804
1956	Hal McElhaney (Jr.)	449	0	449
1957	Wray Carlton (Jr.)	833	0	833
1958	Bob Broadhead (Sr.)	39	651	690
1959	Joel Arrington (So.)	444	0	444
1960	Don Altman (Jr.)	0	635	635
1961	Gilroy Garner (Jr.)	41	549	590
1962	Walter Rappold (Sr.)	64	696	760
1963	Scotty Glacken (So.)	85	1,265	1,350
1964	Scotty Glacken (Jr.)	31	1,178	1,209
1965	Todd Orvald (Jr.)	36	850	886
1966	Jay Calabrese (Jr.)	580	0	580
1967	Al Woodall (Sr.)	169	1,019	1,188
1968	ACC Leo Hart (So.)	102	2,238	2,340
1969	ACC Leo Hart (Jr.)	-30	1,642	1,612
1970	ACC Leo Hart (Sr.)	79	2,236	2,315
1971	Steve Jones (Jr.)	861	44	905
1972	Steve Jones (Sr.)	1,236	0	1,236
1973	Mark Johnson (Jr.)	253	497	750
1974	Hal Spears (Jr.)	107	1,132	1,239
1975	Bob Corbett (Sr.)	50	1,063	1,113
1976	ACC Mike Dunn (So.)	757	1,078	1,835
1977	Mike Dunn (Jr.)	576	1,239	1,815
1978	Mike Dunn (Sr.)	193	668	861
1979	Stanley Driskell (Sr.)	190	721	911
1980	Ben Bennett (Fr.)	-210	2,050	1,840
1981	Ben Bennett (So.)	-59	1,445	1,386
1982	ACC Ben Bennett (Jr.)	-148	3,033	2,885
1983	ACC Ben Bennett (Sr.)	-136	3,086	2,950
1984	Steve Slayden (Fr.)	-78	1,229	1,151
1985	Steve Slayden (So.)	82	1,937	2,019
1986	Steve Slayden (Jr.)	77	1,914	1,991
1987	ACC Steve Slayden (Sr.)	44	2,924	2,968
1988	ACC Anthony Dilweg (Sr.)	-111	3,824	3,713
1989	Billy Ray (Jr.)	115	2,035	2,150
1990	Dave Brown (Jr.)	123	1,444	1,567
1991	ACC Dave Brown (Sr.)	57	2,794	2,851
1992	Spence Fischer (Fr.)	-58	1,505	1,447
1993	Spence Fischer (So.)	17	2,561	2,578
1994	Spence Fischer (Jr.)	26	2,285	2,311
1995	Spence Fischer (Sr.)	104	2,668	2,772
1996	Matt Rader (So.)	-6	905	899
1997	Bobby Campbell (Fr.)	82	925	1,007
1998	Bobby Campbell (So.)	61	1,199	1,260
1999	Spencer Romine (Jr.)	-97	1,638	1,541
2000	D. Bryant (So.)	-96	1,448	1,352
2001	D. Bryant (Jr.)	15	2,454	2,469
2002	Adam Smith (So.)	-119	2,031	1,912
2003	Mike Schneider (Fr.)	181	1,220	1,401
2004	Mike Schneider (So.)	-59	1,527	1,468
2005	Zack Asack (Fr.)	95	966	1,061
2006	Thaddeus Lewis (Fr.)	-74	2,134	2,060
2007	Thaddeus Lewis (So.)	-148	2,430	2,282
2008	Thaddeus Lewis (Jr.)	96	2,171	2,267
2009	Thaddeus Lewis (Sr.)	48	3,330	3,378
2010	Sean Renfree (So.)	-47	3,131	3,084
2011	Sean Renfree (Jr.)	-58	2,891	2,833
2012	Sean Renfree (Sr.)	-50	3,113	3,063
2013	Anthony Boone (Jr.)	214	2,260	2,474
2014	Anthony Boone (Sr.)	375	2,700	3,075
2015	Thomas Sirk (Jr.)	803	2,625	3,428
2016	Daniel Jones (Fr.)	486	2,836	3,322
2017	Daniel Jones (So.)	518	2,691	3,209
2018	Daniel Jones (Jr.)	319	2,674	2,993
2019	Quentin Harris (Sr.)	510	2,078	2,588
2020	Chase Brice (Jr.)	93	2,170	2,263

All-Purpose Yards

Year	Name	Rush	Rec	PR	KOR	Total
1938	Robert O'Mara (Sr.)	703	0	0	0	*703
1939	George McAfee (Sr.)	596	229	365	111	*1,357
1940	---					
1941	---					
1942	Buddy Luper (So.)	454	0	426	119	*1,103
1943	Buddy Luper (Jr.)	520	0	221	70	811
1944	George Clark (Fr.)	528	0	335	296	1,159
1945	George Clark (So.)	530	7	34	132	703
1946	George Clark (Jr.)	190	0	269	164	623
1947	Fred Folger (Jr.)	304	0	296	105	*870
1948	Fred Folger (Sr.)	232	0	115	59	*513
1949	Tom Powers (Jr.)	151	90	205	188	*664
1950	Tom Powers (Sr.)	192	443	41	100	*790
1951	Jack Kistler (So.)	485	6	0	176	667
1952	Charlie Smith (Sr.)	380	139	0	18	537
1953	Lloyd Caudle (Sr.)	510	94	0	76	*692
1954	Bob Pascal (Jr.)	561	58	33	49	701
1955	Bob Pascal (Sr.)	750	124	59	87	1,020
1956	Hal McElhaney (Sr.)	449	36	0	39	*580
1957	Wray Carlton (Jr.)	833	174	27	192	1,226
1958	Wray Carlton (Sr.)	636	189	43	332	*1,229
1959	Joel Arrington (So.)	444	124	71	158	797
1960	Mark Leggett (So.)	444	79	109	149	*792
1961	Jay Wilkinson (So.)	0	210	328	72	610
1962	Jay Wilkinson (Jr.)	279	65	259	219	822
1963	Jay Wilkinson (Sr.)	631	256	174	260	1,321
1964	John Gutekunst (Jr.)	35	42	95	458	*714
1965	Jay Calabrese (So.)	658	45	0	0	703
1966	Andy Beath (Jr.)	0	67	169	447	*713
1967	Frank Ryan (Sr.)	525	127	0	99	751
1968	Wes Chesson (So.)	150	794	0	90	1,034
1969	Bob Zwirko (So.)	504	20	62	407	993
1970	Wes Chesson (Sr.)	83	1,080	0	0	1,163
1971	Ernie Jackson (Sr.)	360	21	175	356	912
1972	Steve Jones (Sr.)	1,236	18	0	149	1,403
1973	Troy Slade (So.)	-16	191	440	611	1,226
1974	Troy Slade (Jr.)	-17	489	298	528	1,298
1975	Troy Slade (Sr.)	0	654	283	618	1,555
1976	Art Gore (Sr.)	742	26	0	563	1,331
1977	Stanley Broadie (Fr.)	579	84	0	115	778
1978	Greg Rhett (Jr.)	412	53	0	85	550
1979	Cedric Jones (So.)	49	382	0	542	973
1980	Ron Frederick (Jr.)	0	413	78	0	491
1981	Mike Grayson (So.)	744	156	0	214	1,114
1982	Mike Grayson (Jr.)	693	372	0	152	1,217
1983	Mike Grayson (Sr.)	785	582	110	22	1,499
1984	Chuck Herring (Jr.)	11	627	0		

Scoring

Year	Name	TD	FG	XP1	XP2	Pts
1938	Robert O'Mara (Sr.)	5	0	0	0	30
1939	George McAfee (Sr.)	7	0	0	0	42
	Roger Robinson (Sr.)	7	0	0	0	42
1940	Steve Lach (Sr.)	5	0	0	0	30
1941	Winston Siegfried (Sr.)	14	0	2	0	86
1942	Tom Davis (Sr.)	9	0	0	0	54
1943	Bob Gantt (Sr.)	1	0	41	0	47
1944	Tom Davis (Sr.)	8	0	0	0	48
1945	George Clark (So.)	7	0	0	0	42
1946	Leo Long (Sr.)	7	0	0	0	42
1947	George Clark (Sr.)	3	0	0	0	18
1948	Five tied with	3	0	0	0	18
1949	Billy Cox (Sr.)	10	0	0	0	60
1950	Tom Powers (Sr.)	9	0	0	0	54
1951	Charlie Smith (Sr.)	7	0	0	0	42
1952	Red Smith (Sr.)	5	0	20	0	50
1953	^{ACC} Lloyd Caudle (Sr.)	9	0	0	0	54
1954	^{ACC} Bob Pascal (Sr.)	10	0	0	0	60
1955	Bob Pascal (Sr.)	8	0	0	0	48
1956	Ed Rushton (Sr.)	5	0	0	0	30
1957	Wray Carlton (Sr.)	10	0	14	0	74
1958	^{ACC} Wray Carlton (Sr.)	8	0	4	2	56
1959	Jack Wilson (So.)	4	0	0	0	24
	Joel Arrington (So.)	4	0	0	0	24
1960	Dean Wright (Sr.)	5	0	0	2	34
1961	Billy Reynolds (Sr.)	0	5	16	0	31
1962	Mike Curtis (So.)	8	0	0	1	50
1963	^{ACC} Jay Wilkinson (Sr.)	12	0	0	0	72
1964	Mike Curtis (Sr.)	4	0	0	0	24
	Chuck Drulis (Sr.)	4	0	0	0	24
1965	Jay Calabrese (So.)	9	0	0	0	54
1966	Jay Calabrese (Sr.)	10	0	0	0	60
1967	Jay Calabrese (Sr.)	5	0	0	0	30
1968	Phil Asack (So.)	8	0	0	1	50
1969	Leo Hart (Sr.)	7	0	0	0	42
1970	Steve Jones (So.)	6	0	0	0	36
1971	Ernie Jackson (Sr.)	8	0	0	0	48
1972	Steve Jones (Sr.)	6	0	0	0	36
1973	Dave Malechek (Fr.)	0	7	13	0	34
1974	Larry Martinez (Sr.)	8	0	0	0	48
1975	Vince Fusco (Sr.)	0	9	20	0	47
1976	Mike Dunn (So.)	12	0	0	4	80
1977	Scott Wolcott (Sr.)	0	10	19	0	49
1978	Greg Rhett (Sr.)	5	0	0	0	30
1979	Scott McKinney (So.)	0	7	17	0	38
1980	Scott McKinney (Sr.)	0	6	28	0	46
1981	Cedric Jones (Sr.)	10	0	0	0	60
1982	Chris Castor (Sr.)	13	0	0	0	78
1983	Mike Grayson (Sr.)	10	0	0	0	60
1984	Ken Harper (Sr.)	0	13	9	0	48
1985	Doug Green (So.)	8	0	0	0	48
1986	Doug Peterson (So.)	0	10	14	0	44
1987	Doug Peterson (Sr.)	0	15	34	0	79
1988	Doug Peterson (Sr.)	0	12	34	0	70
1989	^{ACC} Clarkston Hines (Sr.)	17	0	0	1	104
1990	Randy Gardner (So.)	0	10	26	0	56
1991	Randy Gardner (Sr.)	0	7	28	0	49
1992	Randy Gardner (Sr.)	0	7	32	0	53
1993	Tom Cochran (So.)	0	9	21	0	48
1994	Robert Baldwin (Sr.)	13	0	0	0	78
1995	Laymarr Marshall (So.)	13	0	0	0	78
1996	Sims Lenhardt (Fr.)	0	9	15	0	42
1997	Sims Lenhardt (So.)	0	16	22	0	70
1998	Sims Lenhardt (Sr.)	0	16	21	0	69
1999	Sims Lenhardt (Sr.)	0	14	17	0	59
2000	Chris Douglas (Fr.)	7	0	0	0	42
2001	Chris Douglas (So.)	8	0	0	0	48
2002	Brent Garber (Sr.)	0	14	21	0	63
2003	Chris Douglas (Sr.)	6	0	0	0	36
2004	Matt Brooks (Sr.)	0	13	18	0	57
2005	Justin Boyle (So.)	9	0	0	0	54
2006	Justin Boyle (Sr.)	5	0	0	0	30
2007	Eron Riley (Sr.)	9	0	0	0	54
2008	Nick Maggio (So.)	0	11	28	0	61
2009	Will Snyderwine (So.)	0	17	24	0	75
2010	Will Snyderwine (Sr.)	0	21	32	0	95
2011	Will Snyderwine (Sr.)	0	8	28	0	52
2012	Ross Martin (Fr.)	0	20	46	0	106
2013	Ross Martin (So.)	0	13	58	0	97
2014	Ross Martin (Sr.)	0	19	50	0	107
2015	Ross Martin (Sr.)	0	26	42	0	120
2016	AJ Reed (Fr.)	0	3	37	0	46
2017	Austin Parker (So.)	0	17	33	0	84
2018	Collin Wareham (Sr.)	0	9	49	0	76
2019	AJ Reed (Sr.)	0	15	34	0	79
2020	Charlie Ham (Fr.)	0	13	30	0	69

Placekicking

Year	Name	PAT	FG	Lg
1941	Thompson Prothro (Sr.)	17	-	-
1942	Bob Gantt (So.)	24	-	-
1943	Bob Gantt (Sr.)	41-46	-	-
1944	Harold Raether (Sr.)	18-27	-	-
1945	Bert Sutton (Sr.)	23-33	-	-
1946	Bob Gantt (Sr.)	13	-	-
1947	Paul Stephanz (So.)	6-9	-	-
1948	Mike Souchak (So.)	18-21	-	-
1949	Mike Souchak (Sr.)	32-38	-	-
1950	Mike Souchak (Sr.)	26-29	-	-
1951	Ray Green (Sr.)	21-30	-	-
1952	Red Smith (Sr.)	20-23	-	-
1953	Bernie Jack (Sr.)	7-8	1	-
1954	Jim Nelson (Sr.)	25-30	-	-
1955	Jim Nelson (Sr.)	21-25	0-1	-
1956	Bernie Blaney (Sr.)	10-11	0-0	-
1957	Wray Carlton (Sr.)	14-17	0-0	-
1958	Wray Carlton (Sr.)	4-7	0-1	-
1959	Arthur Browning (Sr.)	8-9	2-3	28
1960	William Reynolds (So.)	8-10	3-7	35
1961	William Reynolds (Sr.)	16-19	5-7	39
1962	William Reynolds (Sr.)	18-23	7-11	45
1963	Mike Curtis (Sr.)	11-16	2-6	-
1964	Mark Caldwell (Sr.)	10-12	4-9	-
1965	Mark Caldwell (Sr.)	19-24	1-5	40
1966	Bob Matheson (Sr.)	15-19	3-4	33
1967	Robert Riesenfeld (Sr.)	17-18	4-13	47
1968	David Pugh (So.)	13-18	2-4	42
1969	David Pugh (Sr.)	15-18	4-9	46
1970	David Pugh (Sr.)	18-20	6-10	-
1971	David Wright (Sr.)	20-22	6-13	44
1972	Hugh Bayless (So.)	8-11	1-3	18
1973	Dave Malechek (Fr.)	13-14	7-18	34
1974	Rich McInturff (Sr.)	8-12	3-8	-
1975	Vince Fusco (Sr.)	20-21	9-16	44
1976	Vince Fusco (Sr.)	16-18	12-20	57
1977	Scott Wolcott (Sr.)	19-20	10-16	43
1978	Scott McKinney (Fr.)	5-7	7-11	45
1979	Scott McKinney (So.)	17-17	7-12	42
1980	Scott McKinney (Sr.)	28-28	6-9	43
1981	Scott McKinney (Sr.)	22-23	12-20	42
1982	John Tolish (So.)	26-27	9-16	43
1983	Ken Harper (So.)	26-28	10-18	45
1984	Ken Harper (Sr.)	9-9	13-16	49
1985	Ken Harper (Sr.)	19-23	6-16	29
1986	Doug Peterson (So.)	14-18	10-13	45
1987	Doug Peterson (Sr.)	34-36	15-22	55
1988	Doug Peterson (Sr.)	34-35	12-16	44
1989	Randy Gardner (Fr.)	36-39	9-16	42
1990	Randy Gardner (So.)	26-27	10-13	47
1991	Randy Gardner (Sr.)	28-29	7-12	45
1992	Randy Gardner (Sr.)	32-32	7-16	46
1993	Tom Cochran (So.)	21-23	9-17	43
1994	Tom Cochran (Sr.)	37-40	13-22	44
1995	Tom Cochran (Sr.)	32-33	14-18	45
1996	Sims Lenhardt (Fr.)	15-18	9-15	47
1997	Sims Lenhardt (So.)	22-22	16-20	50
1998	Sims Lenhardt (Sr.)	21-21	16-22	54
1999	Sims Lenhardt (Sr.)	17-17	14-18	50
2000	Brent Garber (Fr.)	16-18	7-12	47
2001	Brent Garber (So.)	18-20	6-9	48
2002	Brent Garber (Sr.)	21-23	14-26	63
2003	Matt Brooks (Sr.)	15-17	6-9	44
	Brent Garber (Sr.)	5-5	7-12	54
2004	Matt Brooks (Sr.)	18-19	13-19	53
2005	Joe Surgan (Fr.)	15-16	6-8	49
2006	Joe Surgan (So.)	9-12	3-10	40
2007	Nick Maggio (Fr.)	13-13	2-5	40
2008	Nick Maggio (So.)	28-28	11-14	46
	Joe Surgan (Sr.)	0-0	2-4	55
2009	Will Snyderwine (So.)	24-24	17-20	51
	Nick Maggio (Sr.)	9-9	2-4	26
2010	Will Snyderwine (Sr.)	32-32	21-24	52
2011	Will Snyderwine (Sr.)	28-28	8-17	40
2012	Ross Martin (Fr.)	46-47	20-23	53
2013	Ross Martin (So.)	58-58	13-19	52
2014	Ross Martin (Sr.)	50-50	19-21	49
2015	Ross Martin (Sr.)	42-42	26-30	53
2016	AJ Reed (Fr.)	37-38	3-10	46
2017	Austin Parker (So.)	33-35	17-21	84
2018	Collin Wareham (Sr.)	49-51	9-13	76
2019	AJ Reed (Sr.)	34-34	15-18	51
2020	Charlie Ham (Fr.)	30-32	13-15	47

Punting

Year	Name	No	Yds	Avg	Lg
1939	George McAfee (Sr.)	40	1,531	38.28	-
1940	Steve Lach (Sr.)	43	1,662	38.65	60
1941	Steve Lach (Sr.)	28	1,285	45.89	64
1942	Moffat Storer (Sr.)	31	1,108	35.74	-
1943	Tom Davis (Sr.)	26	882	33.92	79
1944	Tom Davis (Sr.)	36	1,350	37.50	-
1945	Gordon Carver (Sr.)	51	1,839	36.06	-
1946	Buddy Mulligan (Sr.)	49	1,694	34.57	-
1947	Fred Folger (Sr.)	68	2,913	42.84	-
1948	Fred Folger (Sr.)	49	1,980	40.41	-
1949	Billy Cox (Sr.)	51	1,865	36.57	-
1950	Billy Cox (Sr.)	50	1,802	36.04	-
1951	Red Smith (So.)	47	1,911	40.66	-
1952	Worth Lutz (So.)	39	1,501	38.49	-
1953	Jerry Barger (Sr.)	34	1,210	35.59	-
1954	Jerry Barger (Sr.)	19	559	29.42	-
1955	Bob Pascal (Sr.)	33	1,098	33.27	-
1956	George Dutrow (So.)	14	473	33.79	-
1957	George Dutrow (Sr.)	45	1,629	36.20	-
1958	George Dutrow (Sr.)	34	1,116	32.82	-
1959	Joel Arrington (So.)	44	1,403	31.89	-
1960	Randy Clark (Sr.)	42	1,520	36.19	-
1961	Randy Clark (Sr.)	47	1,727	36.75	-
1962	Robert Hawn (Sr.)	42	1,498	35.67	-
1963	Rodney Stewart (So.)	53	1,771	33.42	-
1964	Rodney Stewart (Sr.)	40	1,448	36.20	-
1965	^{ACC} Rodney Stewart (Sr.)	41	1,743	42.51	-
1966	Dave Dunaway (Sr.)	65	2,338	35.97	58
1967	Don Baglien (So.)	51	1,846	36.20	53
1968	Wes Chesson (So.)	53	1,795	33.87	50
1969	Wes Chesson (Sr.)	64	2,405	37.58	58
1970	Wes Chesson (Sr.)	36	1,353	37.58	52
1971	Steve Jones (Sr.)	25	932	37.28	56
1972	Steve Jones (Sr.)	65	2,684	41.29	71
1973	Robert Grupp (Fr.)	37	1,399	37.81	57
1974	Robert Grupp (So.)	57	2,317	40.65	60
1975	Robert Grupp (Sr.)	40	1,722	43.05	59
1976	Robert Grupp (Sr.)	45	1,794	39.87	63
1977	Ricky Brummitt (Fr.)	30	1,072	35.73	54
1978	Ricky Brummitt (Sr.)	64	2,494	38.97	73
1979	Ricky Brummitt (So.)	82	3,064	37.37	65
1980	Ricky Brummitt (Sr.)	65	2,685	41.31	56
1981	John Tolish (Fr.)	60	2,280	38.00	57
1982	John Tolish (Sr.)	46	1,899	41.28	60
1983	John Tolish (Sr.)	53	2,299	43.38	64
1984	John Tolish (Sr.)	44	1,722	39.14	55
1985	Anthony Dilweg (Fr.)	54	2,178	40.33	56
1986	Anthony Dilweg (So.)	56	2,253	40.23	59
1987	Anthony Dilweg (Sr.)	50	1,909	38.18	64
1988	Anthony Dilweg (Sr.)	39	1,549	39.72	54
1989	Randy Gardner (Fr.)	21	708	33.71	50

Punt Return Yards

Year	Name	No	Yds	Avg	TD
1938	Bob Spangler (Sr.)	34	299	8.79	0
1939	George McAfee (Sr.)	37	365	9.87	0
1940	--				
1941	--				
1942	Buddy Luper (So.)	25	426	17.04	1
1943	Buddy Luper (Sr.)	19	221	11.63	0
1944	George Clark (Fr.)	17	335	19.71	1
1945	--				
1946	George Clark (Sr.)	19	269	14.16	0
1947	Fred Folger (Sr.)	33	296	8.97	0
1948	Billy Cox (So.)	11	120	10.91	0
1949	Noyes Powers (Sr.)	16	205	12.81	0
1950	George Grune (Sr.)	21	136	6.48	0
1951	George Grune (Sr.)	22	158	7.18	0
1952	Richard Sommers (Sr.)	31	228	7.36	1
1953	Jerry Barger (Sr.)	19	222	11.68	0
1954	Bob Pascal (Sr.)	6	33	5.50	0
1955	Dale Boyd (Sr.)	11	52	4.73	0
1956	Robert Brodhead (Sr.)	5	41	8.20	0
1957	George Dutrow (Sr.)	6	45	7.50	0
1958	Floyd Bell (Sr.)	11	127	11.55	1
1959	Joel Arrington (So.)	6	71	11.83	0
1960	Mark Leggett (So.)	10	136	13.60	0
1961	^{ACC} Jay Wilkinson (So.)	22	328	14.91	2
1962	^{ACC} Jay Wilkinson (Sr.)	28	259	9.25	0
1963	Jay Wilkinson (Sr.)	15	174	11.60	1
1964	John Gutekunst (Sr.)	20	95	4.75	0
1965	John Gutekunst (Sr.)	22	145	6.59	0
1966	Andy Beath (Sr.)	18	169	9.39	1
1967	Robert Hepler (So.)	16	152	9.50	0
1968	Larry Davis (Sr.)	8	77	9.63	0
1969	Rich Searl (So.)	13	115	8.85	0
1970	Rich Searl (Sr.)	27	222	8.22	0
1971	Ernie Jackson (Sr.)	18	175	9.72	1
1972	Bill Hanenberg (Sr.)	35	392	11.20	0
1973	^{ACC} Troy Slade (So.)	39	440	11.28	1
1974	Troy Slade (Sr.)	39	298	7.64	0
1975	^{ACC} Troy Slade (Sr.)	23	283	12.30	0
1976	Earl Cook (Sr.)	17	91	5.35	0
1977	^{ACC} George Gawdun (So.)	14	164	11.71	1
1978	George Gawdun (Sr.)	22	166	7.55	0
1979	George Gawdun (Sr.)	9	45	5.00	0
1980	Dennis Tabron (Sr.)	21	159	7.57	0
1981	Mark Militello (So.)	20	89	4.45	0
1982	Chip Anderson (So.)	1	27	27.00	0
1983	Mike Grayson (Sr.)	12	110	9.17	0
1984	Joby Branion (Sr.)	20	180	9.00	0
1985	^{ACC} Doug Green (Sr.)	15	155	10.33	0
1986	Mike Diminick (So.)	13	59	4.54	0
1987	Mike Diminick (Sr.)	23	91	3.96	0
1988	Wyatt Smith (Fr.)	21	142	6.76	0
1989	Wyatt Smith (So.)	13	147	11.31	0
1990	Brad Breedlove (Fr.)	12	140	11.67	0
1991	Brad Breedlove (So.)	15	105	7.00	0
1992	Keith DuBose (Sr.)	27	301	11.15	0
1993	Brad Breedlove (Sr.)	16	120	7.50	1
1994	Adam Geis (Fr.)	20	188	9.40	0
1995	Reco Owens (Fr.)	12	115	9.58	0
1996	Adam Geis (Sr.)	15	95	6.33	0
1997	Ben Erdeljac (Fr.)	10	95	9.50	0
1998	Ronnie Hamilton (Fr.)	14	94	6.71	0
1999	Scottie Montgomery (Sr.)	8	144	18.00	0
2000	Ronnie Hamilton (Sr.)	18	151	8.39	1
2001	^{ACC} Ronnie Hamilton (Sr.)	20	311	15.55	1
2002	Khary Sharpe (So.)	26	162	6.23	0
2003	Lance Johnson (Sr.)	21	105	5.00	0
2004	Chris Davis (Fr.)	9	26	2.89	0
2005	Chris Davis (So.)	22	167	7.59	0
2006	Leon Wright (Fr.)	15	91	6.07	0
2007	Leon Wright (So.)	15	85	5.67	0
2008	Lee Butler (Fr.)	7	53	7.57	0
2009	Johnny Williams (So.)	13	108	8.31	0
2010	Lee Butler (Sr.)	21	181	8.62	0
2011	Jamison Crowder (Fr.)	13	122	9.39	0
2012	Lee Butler (Sr.)	11	187	17.00	1
2013	Jamison Crowder (Sr.)	25	401	16.01	2
2014	^{ACC} Jamison Crowder (Sr.)	22	280	12.73	2
2015	Ryan Smith (Sr.)	29	207	7.14	0
2016	Ryan Smith (Sr.)	20	178	8.90	0
2017	T.J. Rahming (Sr.)	13	91	7.00	0
2018	T.J. Rahming (Sr.)	25	146	5.84	0
2019	Josh Blackwell (So.)	13	142	10.92	0
2020	Jontavis Robertson (Fr.)	7	55	7.86	0

Kickoff Return Yards

Year	Name	No	Yds	Avg	TD
1938	George McAfee (Sr.)	2	58	29.00	0
1939	George McAfee (Sr.)	5	111	22.20	0
1940	--				
1941	--				
1942	Buddy Luper (So.)	5	119	23.80	0
1943	Tom Davis (Sr.)	3	113	37.67	0
1944	George Clark (Fr.)	10	296	29.60	0
1945	Gordon Carver (So.)	5	133	26.60	0
1946	George Clark (Sr.)	6	164	27.33	-
1947	Fred Folger (Sr.)	7	105	15.00	0
1948	John Friedlund (So.)	12	257	21.42	-
1949	Noyes Powers (Sr.)	6	188	31.33	-
1950	Noyes Powers (Sr.)	5	100	20.00	-
1951	Jack Kistler (So.)	8	176	22.00	0
1952	Jack Kistler (Sr.)	7	109	15.57	0
1953	Jerry Barger (Sr.)	6	149	24.83	0
1954	Jerry Barger (Sr.)	7	139	19.86	0
1955	Bob Pascal (Sr.)	4	87	21.75	0
1956	Bernie Blaney (Sr.)	5	197	39.40	1
1957	Wray Carlton (Sr.)	8	192	24.00	0
1958	Wray Carlton (Sr.)	13	332	25.54	0
1959	Joel Arrington (So.)	7	158	22.57	0
1960	Mark Leggett (So.)	8	149	18.63	0
1961	Mark Leggett (Sr.)	11	231	21.00	0
1962	Jay Wilkinson (Sr.)	10	219	21.90	0
1963	Jay Wilkinson (Sr.)	9	260	28.89	0
1964	John Gutekunst (Sr.)	21	458	21.81	0
1965	Donald Brannon (So.)	9	164	18.22	0
1966	Andy Beath (Sr.)	25	447	17.88	0
1967	Andy Beath (Sr.)	6	156	26.00	0
1968	Ed Hicklin (Sr.)	27	553	20.48	0
1969	Bob Zwirko (So.)	22	407	18.50	0
1970	Steve Jones (So.)	15	366	24.40	0
1971	Ernie Jackson (Sr.)	15	356	23.73	0
1972	Thomas Maloney (Fr.)	9	185	20.56	0
1973	Troy Slade (So.)	25	611	24.44	0
1974	Troy Slade (Sr.)	27	528	19.56	0
1975	Troy Slade (Sr.)	31	618	19.94	0
1976	^{ACC} Art Gore (Sr.)	22	563	25.59	0
1977	Craig Hoskins (So.)	21	477	22.71	0
1978	Craig Hoskins (Sr.)	17	380	22.35	0
1979	^{ACC} Cedric Jones (So.)	20	542	27.10	1
1980	^{ACC} Dennis Tabron (Sr.)	11	251	22.82	0
1981	Cedric Jones (Sr.)	12	214	17.83	0
1982	Greg Boone (Sr.)	6	212	35.33	1
1983	Julius Grantham (Fr.)	20	442	22.10	0
1984	Mike Atkinson (Sr.)	26	579	22.27	0
1985	Stanley Monk (So.)	22	455	20.68	0
1986	Stanley Monk (Sr.)	14	258	18.43	0
1987	Randy Jones (Fr.)	20	395	19.75	0
1988	Quinton McCracken (Fr.)	19	483	25.42	1
1989	Randy Jones (Sr.)	23	477	20.74	0
1990	^{ACC} Randy Jones (Sr.)	24	678	28.25	2
1991	Brad Breedlove (So.)	17	420	24.71	0
1992	² Brad Breedlove (Sr.)	15	438	29.20	0
1993	Leroy Gallman (Sr.)	29	674	23.24	1
1994	Tijan Redmon (Sr.)	11	265	24.09	0
1995	Tijan Redmon (Sr.)	45	1065	23.67	0
1996	Richmond Flowers (Fr.)	27	512	19.96	0
1997	Scottie Montgomery (So.)	26	596	22.92	0
1998	Richmond Flowers (Sr.)	20	457	22.85	0
1999	Scottie Montgomery (Sr.)	21	587	27.95	1
2000	³ Chris Douglas (Fr.)	35	766	21.89	0
2001	Chris Douglas (So.)	37	775	20.95	0
2002	Ronnie Elliott (Fr.)	17	294	17.29	0
2003	Senterrio Landrum (Sr.)	25	709	28.36	0
2004	Chris Davis (Fr.)	20	516	25.80	1
2005	Chris Davis (So.)	20	425	21.25	0
2006	Jabari Marshall (So.)	38	953	25.08	0
2007	Jabari Marshall (Sr.)	38	933	24.55	1
2008	Jabari Marshall (Sr.)	31	744	24.00	0
2009	Desmond Scott (Fr.)	18	452	25.11	0
2010	Josh Snead (Fr.)	22	483	22.96	0
2011	Jamison Crowder (Fr.)	38	814	21.42	0
2012	Lee Butler (Sr.)	17	342	20.12	0
2013	DeVon Edwards (Fr.)	19	574	30.21	2
2014	DeVon Edwards (So.)	29	745	25.69	1
2015	^{ACC} DeVon Edwards (Sr.)	24	700	29.17	3
2016	Shaun Wilson (Sr.)	37	924	24.97	1
2017	Shaun Wilson (Sr.)	26	609	23.42	0
2018	Deon Jackson (So.)	23	502	21.83	0
2019	Damond Philyaw-Johnson (So.)	17	549	32.29	2
2020	Damond Philyaw-Johnson (Sr.)	18	349	19.39	0

Total Tackles

Year	Name	Solo	Ast	Total
1973	^{ACC} Keith Stoneback (Sr.)	--	--	173
1974	Keith Stoneback (Sr.)	71	63	134
1975	Dave Meier (Sr.)	82	68	150
1976	Jim Reilly (Sr.)	76	61	137
1977	Carl McGee (Sr.)	59	75	134
1978	Carl McGee (Sr.)	49	85	134
1979	Greg Stroud (Sr.)	64	19	83
1980	Jim Tyson (Sr.)	73	52	125
1981	Emmett Tilley (Sr.)	91	73	164
1982	Emmett Tilley (Sr.)	88	28	116
1983	Nick Buonoconti (So.)	54	43	97
1984	Mike Junkin (So.)	49	56	105
1985	^{ACC} Mike Junkin (Sr.)	105	57	162
1986	^{ACC} Mike Junkin (Sr.)	110	78	188
1987	Jim Godfrey (Sr.)	77	67	144
1988	^{ACC} Erwin Sampson (Fr.)	88	62	150
1989	George Edwards (Sr.)	62	54	116
1990	Mark Allen (Sr.)	54	67	121
1991	Darrell Spells (Sr.)	73	51	124
1992	Darrell Spells (Sr.)	71	48	119
1993	Brad Sherron (Sr.)	71	42	113
1994	Billy Granville (So.)	69	46	115
1995	Ray Farmer (Sr.)	72	39	111
1996	Billy Granville (Sr.)	61	73	134
1997	Chike Egbuniwe (Sr.)	82	50	132
1998	Ryan Stallmeyer (Sr.)	45	40	85
1999	Ryan Stallmeyer (Sr.)	70	40	110
2000	Ryan Fowler (Fr.)	59	28	87
2001	Ryan Fowler (So.)	70	57	127
2002	Ryan Fowler (Sr.)	78	67	145
2003	Terrell Smith (Sr.)	75	65	140
2004	Giuseppe Aguanno (Sr.)	58	36	94
2005	Michael Tauiliili (Fr.)	56	36	92
2006	Michael Tauiliili (So.)	32	62	94
2007	Vincent Rey (So.)	49	62	111
2008	^{ACC} Michael Tauiliili (Sr.)	63	77	140
2009	Vincent Rey (Sr.)	44	54	98
2010	Abraham Kromah (Sr.)	47	82	129
2011	Matt Daniels (Sr.)	65	61	126
2012	Walt Canty (Sr.)	53	56	109
2013	^{ACC} David Helton (Sr.)	46	87	133
2014	^{ACC} David Helton (Sr.)	50	84	134
2015	Dwayne Norman (Sr.)	63	51	114
2016	Joe Giles-Harris (Fr.)	55	52	107
2017	Joe Giles-Harris (So.)	54	71	125
2018	Joe Giles-Harris (Sr.)	34	46	80
2019	Koby Quansah (Sr.)	42	63	105
2020	Shaka Heyward (So.)	49	31	80

Tackles For Loss

Year	Name	TFL
1976	Jeffrey Green (Jr.)	9.0
1977	Carl McGee (Jr.)	9.0
1978	Andy Schoenhoff (Sr.) & Eric Drescher (Jr.)	7.0
1979	Charles Bowser (So.)	8.5
1980	Jimmy Tyson (So.)	7.0
1981	Charles Bowser (Sr.)	18.5
1982	Chris Arendt (Sr.)	8.0
1983	Harry Ward (So.)	8.0
1984	Reggie Andrews (Jr.)	10.0
1985	^{ACC} Reggie Andrews (Sr.)	21.5
1986	Mike Junkin (So.)	15.0
1987	Dave Demore (Sr.)	12.0
1988	Anthony Allen (Jr.)	14.5
1989	John McDonald (Sr.)	10.0
1990	Scott Youmans (So.)	13.0
1991	Duane Marks (So.) & David Waffle (So.)	8.0
1992	David Waffle (Jr.)	17.0
1993	James Kirkland (So.)	13.0
1994	^{ACC} John Zuanich (Jr.)	16.0
1995	James Kirkland (Sr.)	14.0
1996	Chris Combs (Fr.)	11.0
1997	Chris Combs (So.)	17.0
1998	Chris Combs (Jr.)	14.5
1999	Chris Combs (Sr.)	15.0
2000	Ryan Fowler (Fr.)	13.0
2001	Ryan Fowler (So.) & Nate Krill (Sr.)	7.0
2002	^{ACC} Shawn Johnson (Jr.)	19.5
2003	Phillip Alexander (Jr.)	18.5
2004	Justin Kitchin (Jr.)	8.0
2005	Michael Tauilili (Fr.)	10.0
2006	Codey Lowe (Sr.)	14.0
2007	Michael Tauilili (Jr.)	13.0
2008	Greg Akinbiyi (Sr.)	14.5
2009	Ayanga Okpokowuruk (Sr.)	9.5
2010	Abraham Kromah (Sr.)	9.5
2011	Kelby Brown (So.)	7.0
2012	Jordan Byas (Sr.)	7.0
2013	Kenny Anunike (Sr. ⁶)	13.5
2014	Jeremy Cash (Jr.)	10.5
2015	Jeremy Cash (Sr.)	18.0
2016	Corbin McCarthy (Sr.)	12.0
2017	Joe Giles-Harris (So.)	16.0
2018	Victor Dimukeje (So.)	7.5
2019	Chris Rumph II (So.)	12.5
2020	Chris Rumph II (Jr.)	12.5

Quarterback Sacks

Year	Name	QBS
1978	Eric Drescher (Jr.)	5.0
1979	Charles Bowser (So.)	4.5
1980	Greg Blackwell (Fr.)	4.0
1981	^{ACC} Charles Bowser (Sr.)	17.5
1982	Glen Barner (Sr.)	4.0
1983	Jerome Ley (Sr.), Murray Youmans (Fr.) & Harry Ward (So.)	2.0
1984	Reggie Andrews (Jr.)	4.0
1985	^{ACC} Reggie Andrews (Sr.)	10.5
1986	Brian Bernard (Jr.), James Godfrey (Jr.), Mike Junkin (Sr.), Jeffrey Patten (So.) & Murray Youmans (Sr.)	2.0
1987	David Demore (Sr.)	5.0
1988	John McDonald (Jr.)	5.0
1989	Tom Corpus (Jr.)	5.5
1990	Tom Corpus (Sr.)	5.0
1991	Duane Marks (So.)	6.0
1992	David Waffle (Jr.)	4.0
1993	James Kirkland (So.)	7.0
1994	David Hawkins (Sr.)	6.0
1995	James Kirkland (Sr.) & Brian McCormack (Fr.)	2.0
1996	Chris Combs (Fr.)	8.0
1997	Chris Combs (So.)	6.0
1998	Chris Combs (Jr.) & Kendral Knight (Jr.)	4.0
1999	Kendral Knight (Sr.)	4.0
2000	Ryan Fowler (Fr.)	7.0
2001	Ryan Fowler (So.)	3.0
2002	^{ACC} Shawn Johnson (Jr.)	12.0
2003	Matt Zielinski (Sr.)	7.0
2004	Eli Nichols (So.) & Justin Kitchin (Jr.)	3.0
2005	Eli Nichols (Jr.)	3.0
2006	Patrick Bailey (Jr.)	3.5
2007	Patrick Bailey (Sr.) & Vince Oghobaase (So.)	4.5
2008	Greg Akinbiyi (Sr.) & Vince Oghobaase (Jr.)	6.0
2009	Ayanga Okpokowuruk (Sr.)	6.0
2010	Patrick Egboh (Sr.)	4.5
2011	Kenny Anunike (Jr.)	4.0
2012	Kenny Anunike (Sr.)	6.0
2013	Kenny Anunike (Sr. ⁶)	6.0

2014	Jeremy Cash (Jr.)	5.5
2015	Jeremy Cash (Sr.)	2.5
2016	A.J. Wolf (Sr.)	5.5
2017	Mike Ramsay (Sr.)	5.5
2018	Victor Dimukeje (So.)	3.5
2019	Victor Dimukeje (Jr.)	8.5
2020	Chris Rumph II (Sr.)	8.0

Interceptions

Year	Name	No	Yds	Avg	TD
1938	Bob Spangler (Sr.)	5	48	9.60	0
1939	George McAfee (Sr.)	4	56	14.00	0
1940	-	-	-	-	-
1941	-	-	-	-	-
1942	Buddy Luper (So.)	4	104	26.00	0
1943	R.J. McDougal (Sr.)	3	54	18.00	0
1944	Ed Sharkey (Fr.)	3	41	13.67	1
1945	Gordon Carver (Sr.)	3	135	45.00	2
1946	-	-	-	-	-
1947	Fred Folger (Jr.)	5	165	33.00	0
	Thomas Hughes (So.)	5	56	11.20	1
1948	John Friedlund (So.)	6	92	15.33	-
1949	George Skipworth (Sr.)	9	88	9.78	-
1950	Robert Bickel (Fr.)	4	118	29.50	-
	William Keziah (So.)	4	60	15.00	-
1951	Worth Lutz (Fr.)	5	31	6.20	0
1952	John Carey (Sr.)	4	70	17.50	1
1953	^{ACC} Jerry Barger (Jr.)	6	55	9.17	0
1954	^{ACC} Jerry Barger (Sr.)	7	50	7.14	0
1955	^{ACC} Dale Boyd (Sr.)	6	88	14.67	0
1956	^{ACC} Eddie Rushton (Jr.)	4	86	21.50	1
1957	Bob Brodhead (Jr.)	5	37	7.40	0
1958	Butch Allie (So.)	3	31	10.33	0
1959	Jack Wilson (So.)	3	118	39.33	1
1960	Butch Allie (Sr.)	3	52	17.33	0
	Don Altman (Jr.)	3	0	-	0
	Bob Garda (Sr.)	3	22	7.33	0
1961	Jack Wilson (Sr.)	4	105	26.25	1
1962	Paul Bengel (Sr.)	3	73	24.33	0
	Mike Curtis (Jr.)	3	41	13.67	0
1963	Stan Crisson (Sr.)	3	44	14.67	1
1964	Mike Shasby (So.)	3	26	8.67	0
1965	Andy Beath (So.)	4	6	1.50	0
1966	Art Vann (Jr.)	3	24	8.00	0
1967	^{ACC} Andy Beath (Sr.)	6	4	0.67	0
1968	Dick Biddle (So.)	2	36	18.00	0
	Ed Hicklin (Sr.)	2	38	19.00	0
	David Trice (So.)	2	36	18.00	0
1969	Ernie Jackson (So.)	4	2	0.50	0
	Rich Searl (So.)	4	92	23.00	0
1970	Rich Searl (Jr.)	7	78	11.14	0
1971	Michael Davies (Sr.)	5	36	7.20	0
	William Hanenberg (Jr.)	5	75	15.00	0
	Rich Searl (Sr.)	5	27	5.40	0
1972	Ben Fordham (So.)	4	29	7.25	0
1973	Jeff Christopher (Jr.)	2	6	3.00	0
	Charles Cox (Sr.)	2	3	1.50	0
1974	Jeff Christopher (Sr.)	4	74	18.50	0
1975	^{ACC} Robert Grupp (Jr.)	4	72	18.00	0
1976	Kirk May (Sr.)	2	3	1.50	0
1977	Earl Cook (Sr.)	2	63	31.50	1
	Bill King (Jr.)	2	44	22.00	1
	Richard Sommers (Jr.)	2	23	11.50	0
1978	Richard Sommers (Sr.)	4	38	9.50	0
1979	Craig Hoskins (Sr.)	6	25	4.17	0
1980	^{ACC} Dennis Tabron (Jr.)	5	132	26.40	1
1981	Bill Obreskey (So.)	6	44	7.33	0
1982	Johnny Hill (So.)	4	42	10.50	0
1983	Chet Gee (Sr.)	4	44	11.00	0
1984	Johnny Hill (Sr.)	4	0	-	0
1985	Bob Calamari (So.)	2	3	1.50	0
	Mark Moseley (Sr.)	2	44	22.00	0
	Allen Scales (Sr.)	2	0	-	0
1986	Mike Junkin (Sr.)	3	2	0.67	0
1987	Dewayne Terry (Sr.)	5	19	3.80	0
1988	Wyatt Smith (Fr.)	3	-1	-0.33	0
1989	Wyatt Smith (So.)	6	110	18.33	2
1990	Erwin Sampson (Jr.)	3	14	4.67	0
1991	Keith DuBose (Jr.)	3	21	7.00	0
	Derrick Jackson (Jr.)	3	70	23.33	1
	Wyatt Smith (Sr.)	3	80	26.67	1
1992	Tee Edwards (Fr.)	2	24	12.00	0
	Sean Thomas (Sr.)	2	113	56.50	1
1993	Sean Thomas (Jr.)	4	44	11.00	0
1994	Brandon Pollock (So.)	3	55	18.33	0
	Zaid Abdul-Aleem (Sr.)	3	0	-	0
1995	Alonzo Moyer (Fr.)	1	40	40.00	1

1996	Tawambi Settles (Jr.)	1	14	14.00	0
1997	Eric Jones (So.)	4	64	16.00	0
1998	Kenan Holley (Sr.)	3	44	14.67	0
1999	Darius Clark (Sr.)	5	102	20.40	0
2000	Ronnie Hamilton (Jr.)	2	0	-	0
	Fred Harris (Sr.)	2	21	10.50	0
	Jeff Phillips (So.)	2	0	-	0
2001	Alex Green (Fr.)	1	0	-	0
	Ryan Fowler (So.)	1	0	-	0
	Ronnie Hamilton (Sr.)	1	0	-	0
	Micah Harris (Fr.)	1	0	-	0
	Anthony Roberts (So.)	1	20	20.00	1
	Jamyon Small (Jr.)	1	13	13.00	0
	Kenneth Stanford (Fr.)	1	0	-	0
2002	Alex Green (So.)	3	31	10.33	0
	Terrell Smith (Jr.)	3	17	5.67	0
	Kenneth Stanford (So.)	3	-7	-2.33	0
2003	Temo George (Sr.)	2	2	1.00	0
	Alex Green (Jr.)	2	4	2.00	0
	John Talley (Fr.)	2	0	-	0
2004	John Talley (So.)	4	172	43.00	2
2005	John Talley (Jr.)	5	73	14.60	0
2006	^{ACC} John Talley (Sr.)	7	150	21.43	1
2007	Michael Tauilili (Jr.)	3	38	12.67	0
	Leon Wright (So.)	3	9	3.00	0
2008	Michael Tauilili (Sr.)	4	15	3.75	0
2009	Leon Wright (Sr.)	5	146	29.20	2
2010	Ross Cockrell (Fr.)	3	15	5.00	0
2011	Matt Daniels (Sr.)	2	43	21.50	0
2012	^{ACC} Ross Cockrell (Jr.)	5	46	9.20	1
2013	Breon Borders (Fr.)	4	51	12.75	0
	Jeremy Cash (So.)	4	18	4.50	0
2014	Breon Borders (So.)	3	15	5.00	0
2015	Breon Borders (Jr.)	3	6	2.00	0
2016	Deondre Singleton (Sr.)	3	0	0.00	0
2017	Mark Gilbert (So.)	6	7	1.17	0
2018	Michael Carter II (So.)	1	5	5.00	0
	Brandon Feamster (Jr.)	1	8	8.00	0
	Leonard Johnson (Fr.)	1	53	53.00	1
	Marquis Waters (So.)	1	10	10.00	0
2019	Jalen Alexander (Fr.)	2	42	21.00	0
	Leonard Johnson (So.)	2	0	0.00	0
	Marquis Waters (Sr.)	2	17	8.50	0
2020	Jeremiah Lewis (So.)	2	0	0.00	0
	Michael Carter II (Sr.)	2	33	16.50	0

Pass Breakups

Year	Name	No
1976	Robert Grupp (Sr.), Dan Brooks (So.) & William Miller (Jr.)	5
1977	Earl Cook (Sr.)	7
1978	^{ACC} Richard Sommers (Sr.)	13
1979	Dennis Tabron (So.)	5
1980	Gary Garstkiewicz (Sr.) & Dennis Tabron (Jr.)	4
1981	Bill Obreskey (So.)	7
1982	Bill Obreskey (Jr.)	7
1983	Chester Gee (Sr.)	8
1984	Joby Branon (Sr.)	10
1985	Fonda Williams (Fr.)	11
1986	Mike Diminick (So.), Dewayne Terry (Jr.) & Fonda Williams (So.)	7
1987	Mike Diminick (Jr.)	9
1988	Wyatt Smith (Fr.)	13
1989	Erwin Sampson (So.)	15
1990	Wyatt Smith (Jr.)	6
1991	Erwin Sampson (Sr.)	5
1992	Tee Edwards (So.) & Jamal Ellis (So.)	6
1993	Sean Thomas (Sr.)	6
1994	Brandon Pollock (So.)	11
1995	Sidney Wells (Sr.)	8
1996	Darius Clark (Fr.), Lamar Grant (Fr.) & Tawambi Settles (Jr.)	5
1997	Tawambi Settles (Sr.)	11
1998	Lamar Grant (Jr.)	10
1999	Ronnie Hamilton (So.)	11
2000	Ronnie Hamilton (Jr.)	6
2001	Ronnie Hamilton (Sr.)	9
2002	Kenneth Stanford (So.)	11
2003	Kenneth Stanford (Jr.)	12
2004	John Talley (So.)	14
2005	John Talley (Jr.)	8
2006	Deonto McCormick (Sr.)	9
2007	Leon Wright (So.)	8
2008	Chris Rwabukamba (So.), Michael Tauilili (Sr.) & Glenn Williams (Sr.)	5
2009	Leon Wright (Sr.)	8
2010	Lee Butler (Jr.)	8
2011	Matt Daniels (Sr.)	14
2012	Ross Cockrell (Jr.)	13
2013	Ross Cockrell (Sr.)	13
2014	DeVon Edwards (So.)	9
2015	Breon Borders (Jr.)	9

2016	Breon Borders (Sr.)	11
2017	Mark Gilbert (So.)	15
2018	Josh Blackwell (Fr.) & Michael Carter II (So.)	6
2019	Michael Carter II (Jr.)	8
2020	Jeremiah Lewis (So.)	10

Total Passes Defended

Year	Name	INT	PBU	Total
1976	Dan Brooks (So.)	1	5	6
1977	Earl Cook (Sr.)	2	7	9
1978	Richard Sommers (Sr.)	4	13	17
1979	Craig Hoskins (Sr.)	6	6	12
1980	Dennis Tabron (Jr.)	5	4	9
1981	Bill Obremskey (So.)	6	7	13
1982	Bill Obremskey (Jr.)	1	7	8
1983	Chester Gee (Sr.)	4	8	12
1984	Joby Branion (Sr.)	1	10	11
1985	Fonda Williams (Fr.)	1	11	12
1986	Mike Diminick (So.)	1	7	8
	Dewayne Terry (Jr.)	1	7	8
1987	Mike Diminick (Jr.)	3	9	12
1988	Wyatt Smith (Fr.)	3	13	16
1989	Erwin Sampson (So.)	4	15	19
1990	Keith DuBose (So.)	2	5	7
	Erwin Sampson (Jr.)	3	4	7
	Wyatt Smith (Jr.)	1	6	7
1991	Keith DuBose (Jr.)	3	4	7
	Wyatt Smith (Sr.)	3	4	7
1992	Tee Edwards (So.)	2	6	8
1993	Sean Thomas (Sr.)	4	4	8
1994	Brandon Pollock (So.)	3	11	14
1995	Sidney Wells (Sr.)	2	8	10
1996	Darius Clark (Fr.)	1	5	6
	Lamar Grant (Fr.)	1	5	6
	Tawambi Settles (Jr.)	1	5	6
1997	Tawambi Settles (Sr.)	1	11	12
1998	Darius Clark (Jr.)	1	10	11
1999	Darius Clark (Sr.)	5	8	13
2000	Ronnie Hamilton (Jr.)	2	6	8
2001	Ronnie Hamilton (Sr.)	1	9	10
2002	Kenneth Stanford (So.)	3	11	14
2003	Kenneth Stanford (Jr.)	1	12	13
2004	John Talley (So.)	4	14	18
2005	John Talley (Jr.)	5	8	13
2006	John Talley (Sr.)	7	8	15
2007	Leon Wright (So.)	3	8	11
2008	Michael Tauililili (Sr.)	4	5	9
2009	Leon Wright (Sr.)	5	8	13
2010	Ross Cockrell (Fr.)	3	7	10
2011	Matt Daniels (Sr.)	2	14	16
2012	Ross Cockrell (Jr.)	5	13	18
2013	Ross Cockrell (Sr.)	3	13	16
2014	DeVon Edwards (So.)	1	9	10
2015	Breon Borders (Sr.)	3	9	12
2016	Breon Borders (Jr.)	2	11	13
2017	^{ACC} Mark Gilbert (So.)	6	15	21
2018	Michael Carter II (So.)	1	6	7
2019	Michael Carter II (Jr.)	1	8	9
	Leonard Johnson (So.)	2	7	9
	Marquis Waters (Sr.)	2	7	9
2020	Jeremiah Lewis (So.)	2	10	12

QB Pressures

Year	Name	No
1994	David Hawkins (Sr.)	26
1995	James Kirkland (Sr.)	12
1996	Chris Combs (Fr.)	6
1997	Chris Combs (So.)	23
1998	Chris Combs (Jr.)	18
1999	Chris Combs (Sr.)	10
2000	--	
2001	Charles Porter (Sr.)	5
2002	Matt Zielinski (Jr.)	19
2003	Matt Zielinski (Sr.)	12
2004	Casey Camero (So.)	9
2005	Eli Nichols (Jr.)	5
2006	Patrick Bailey (Jr.) & Jeremy Edwards (Sr.)	5
2007	Wesley Oglesby (Fr.)	7
2008	Vince Oghobaase (Jr.) & Michael Tauililili (Sr.)	5
2009	Patrick Egboh (Jr.)	6
2010	Kelby Brown (Fr.)	5
2011	Austin Gamble (Jr.) & Charlie Hatcher (Sr.)	3
2012	Dezmond Johnson (So.)	3
2013	Kelby Brown (Jr.)	8
2014	Jeremy Cash (Jr.)	5
	David Helton (Sr.)	5
2015	Jeremy Cash (Sr.)	8

2016	A.J. Wolf (Sr.)	7
2017	Joe Giles-Harris (So.)	9
	Mike Ramsay (Sr.)	9
2018	Victor Dimukeje (So.)	9
2019	Chris Rumph II (So.)	11
2020	Victor Dimukeje (Sr.) & Chris Rumph II (Jr.)	5

Fumble Recoveries

Year	Name	No
1969	Curt Rawley (Jr.)	3
1970	John Cappellano (Sr.)	2
	Ernie Jackson (Jr.)	2
1971	Mike Davies (Sr.)	3
1972	Ernest Clark (So.)	4
1973	--	
1974	--	
1975	--	
1976	Dan Brooks (So.)	6
1977	Jack Algor (Jr.), George Gawdun (So.), Derrick Mashore (Jr.) & Lyman Smith (Sr.)	2
1978	Carl McGee (Sr.)	3
1979	George Gawdun (Sr.)	6
1980	Ed Brown (Sr.)	3
1981	Charles Bowser (Sr.)	2
1982	Jay Foxworthy (So.) & Bill Obremskey (Jr.)	2
1983	Ralph Alderman (Jr.) & Darryl Brunson (Jr.)	2
1984	David Adams (Jr.), Johnny Hill (Sr.) & Mike Junkin (So.)	2
1985	Fonda Williams (Fr.)	3
1986	Dave Demore (Jr.)	5
1987	John Howell (So.)	4
1988	John McDonald (Jr.)	2
1989	Mark Allen (So.) & Carey Metts (Sr.)	2
1990	Mark Allen (Jr.), Keith DuBose (So.), Duane Marks (Fr.) & Erwin Sampson (Jr.)	1
1991	Warren Scoville (Jr.)	6
1992	Duane Marks (Jr.), Sean Thomas (Jr.) & Scott Youmans (Jr.)	2
1993	Brad Sherrod (Sr.)	2
	Scott Youmans (Sr.)	2
1994	John Zuanich (Jr.)	4
1995	Orlando Adwaters (Sr.), Billy Granville (Jr.), Eric Scheidt (Sr.) & John Zuanich (Sr.)	2
1996	Darius Clark (Fr.)	2
1997	Eleven players with	1
1998	Darius Clark (Jr.)	2
1999	Ryan Stallmeyer (Sr.)	2
2000	Randy Ament (Sr.), Ryan Fowler (Fr.), Tyran Grissom (Sr.), Kendral Knight (Sr.), Jamyoun Small (So.) & Matt Zielinski (Fr.)	1
2001	Nate Krill (Sr.), Charles Porter (Sr.) & Jaymon Small (Jr.)	2
2002	Terrell Smith (Jr.)	4
2003	Phillip Alexander (Jr.), Brendan Dewan (So.), Ryan Fowler (Sr.), Terrell Smith (Sr.) & Orrin Thompson (Sr.)	2
2004	Giuseppe Aquanno (Sr.)	2
2005	Deonto McCormick (Jr.)	2
2006	Codey Lowe (Sr.)	3
2007	Adam Banks (Fr.), Chris Davis (Sr.), Marcus Jones (Jr.), Wesley Oglesby (Fr.), Vincent Rey (So.), Michael Tauililili (Jr.) & Leon Wright (So.)	1
2008	Greg Akinbiyi (Sr.), Catron Gainey (Jr.) & Vincent Rey (Jr.)	2
2009	Ten tied with	1
2010	^{ACC} Kelby Brown (Fr.)	4
2011	Zach Greene (Jr.), Charlie Hatcher (Sr.), Sydney Sarmiento (Jr.), Conner Vernon (Jr.) & Anthony Young-Wiseman (So.)	1
2012	Dwayne Norman (Fr.) & Jonathan Woodruff (So.)	2
2013	Kelby Brown (Jr.), Jeremy Cash (So.) & Dezmond Johnson (Jr.)	2
2014	Breon Borders (So.), Jeremy Cash (Jr.), Jordan DeWalt-Ondijo (Sr.), Bryon Fields Jr. (So.), C.J. France (Sr.), David Helton (Sr.), Jonathan Jones (Sr.), Deondre Singleton (So.), David Reeves (Jr.) & A.J. Wolf (So.)	1
2015	Deondre Singleton (Jr.)	2
2016	Ben Humphreys (So.) & Alonzo Saxton II (Jr.)	2
2017	Victor Dimukeje (Fr.), Drew Jordan (Fr.), Koby Quansah (So.) & Alonzo Saxton II (Sr.)	1
2018	Ben Humphreys (Sr.)	2
2019	Shaka Heyward (Fr.) & Koby Quansah (Sr.)	2
2020	Drew Jordan (Sr.)	3

Caused Fumbles

Year	Name	No
1976	Jeffrey Green (Jr.)	5
1977	Jim Reilly (Sr.)	2
1978	Dan Brooks (Sr.), George Gawdun (Jr.), Paul Heinsohn (So.), Derrick Mashore (Sr.) & Richard Sommers (Sr.)	1
1979	Larry LeNoir (So.), F.A. Martin (So.) & Greg Stroud (Sr.)	2
1980	Jimmy Tyson (Jr.)	3
1981	Charles Bowser (Sr.)	5
1982	Joby Branion (So.)	2

1983	Nick Buoniconti (So.) & Johnny Hill (Jr.)	1
1984	Howard Woods (Jr.)	2
1985	Pete Stubbs (Sr.)	4
1986	Mike Junkin (Sr.)	5
1987	Andy Andreasik (Sr.), Dave Demore (Sr.) Rodney Dickerson (So.) & Jeff Patten (Jr.)	2
1988	John Howell (Jr.)	3
1989	Derrick Jackson (Fr.)	2
1990	Scott Berdan (Fr.), Erwin Sampson (Jr.), Travis Pearson (Fr.) & Brad Sherrod (So.)	1
1991	--	
1992	Jamal Ellis (So.)	2
1993	Tee Edwards (So.)	3
1994	David Hawkins (Sr.)	6
1995	Carlos Bagley (Sr.)	4
1996	Billy Granville (Sr.) & Tawambi Settles (Jr.)	3
1997	Kevin Lewis (So.)	4
1998	Darius Clark (Jr.), Chris Combs (Jr.) & Kenan Holley (Sr.)	2
1999	Kevin Lewis (Sr.)	2
2000	J.T. Cape (Fr.) & Ryan Fowler (Fr.)	2
2001	Ryan Fowler (So.)	3
2002	Matt Zielinski (Jr.)	3
2003	Matt Zielinski (Sr.)	3
2004	Casey Camero (So.) & Alex Green (Sr.)	2
2005	Patrick Bailey (So.) & Michael Tauililili (Fr.)	3
2006	Adrian Aye-Darko (So.), Jeremy Edwards (Sr.) & John Talley (Sr.)	2
2007	Chris Davis (Sr.) & Vincent Rey (So.)	3
2008	Michael Tauililili (Sr.) & Glenn Williams (Sr.)	3
2009	Matt Daniels (So.)	3
2010	Matt Daniels (Jr.)	3
2011	Walt Canty (Jr.)	3
2012	Lee Butler (Sr.)	2
2013	Kelby Brown (Jr.), Jeremy Cash (So.) & Deondre Singleton (Fr.)	2
2014	DeVon Edwards (So.)	5
2015	Jeremy Cash (Sr.)	3
2016	Deondre Singleton (Sr.) & Bryon Fields Jr. (Jr.)	2
2017	Koby Quansah (So.)	2
2018	Victor Dimukeje (So.) Dylan Singleton (Jr.) & Derrick Tangelo (So.)	2
2019	Trevon McSwain (Sr.)	3
2020	Derrick Tangelo (Sr.)	3

NOTES

- ^{ACC} ACC leader
- ¹ Dave Brown led the ACC in passing efficiency in 1989 (104-of-163, 1,479 yards, 14 TD, 6 INT)
- ² Leroy Gallman led the ACC in kickoff return average in 1992 (14-433; 30.9)
- ³ Kyle Moore led the ACC in kickoff return average in 2000 (13-335; 25.8)

ACC leaders based on:

Passing	1953-69: Yardage 1970-78: Completions per game average 1979-present: Passing efficiency
Rushing	1953-69: Yardage 1970-present: Yards per game average
Pass Receptions	1953-68: Receptions 1969-present: Receptions per game average
Receiving	1953-69: Yardage 1970-present: Yards per game average
Total Offense	1953-69: Yardage 1970-present: Yards per game average
Scoring	1953-79: Points 1980-present: Points per game average
Punt Returns	1953-69: Yardage 1970-present: Yards per return average
Kickoff Returns	1953-69: Yardage 1970-present: Yards per return average
Interceptions	1953-69: Interception total 1970-present: Interceptions per game average
Tackles	Tackles per game average
Fumble Recoveries	Fumble recoveries per game average

ANNUAL TEAM STATISTICS

Year	G	RUSHING					PASSING					TOTAL OFFENSE			SCORING					1st Downs R-P-Pen=Tot	Fumbles- Lost	Penalties- Yards	
		Att.	Yards	Avg.	TD	YPG	C-A-I	Pct.	Yards	TD	YPG	Rating	Plays	Yards	YPG	TD	PAT-A	FG-A	Pts.				PPG
1938	10	434	1,828	4.21	-	182.80	34-86-6	.400	400	-	40.00	-	520	2,228	222.80	17	10	1	117	11.70	79-20-6=105	30-15	39-325
1939	9	384	1,824	4.75	-	202.67	51-107-3	.480	648	-	72.00	-	491	2,472	274.67	27	18	1	183	20.33	74-25-1=100	32-20	40-350
1940	9	257	1,965	7.65	-	218.33	67-126-7	.530	673	-	74.78	-	383	2,638	293.11	28	21	4	203	22.56	75-33-2=110	28-12	24-257
1941	10	482	2,541	5.27	-	254.10	66-137-11	.480	1,104	-	110.40	-	619	3,645	364.50	48	35	0	327	32.70	107-37-6=162	17-6	37-335
1942	10	404	1,636	4.05	-	163.60	41-117-12	.350	429	-	42.90	-	521	2,065	206.50	31	25	0	211	21.10	108	-	N/A-403
1943	9	480	2,659	5.60	-	265.90	33-78-7	.420	664	-	66.40	-	558	3,323	332.30	-	-	-	335	33.50	102-13-6=121	-	-
1944	10	455	2,109	4.64	-	210.90	34-81-12	.420	485	-	48.50	-	536	2,594	259.40	34	22-34	-	230	23.00	-	-	-
1945	8	358	1,769	4.94	-	221.13	33-70-8	.470	585	-	73.13	-	428	2,354	294.25	34	23-34	0	227	28.38	59-21-5=85	-	-
1946	9	418	868	2.08	-	96.44	86-166-9	.550	497	-	55.22	-	522	1,365	151.67	20	14-20	0	134	14.89	59-13-3=75	28-10	36-339
1947	9	344	740	2.15	-	82.22	51-110-14	.460	676	-	75.11	-	454	1,416	157.33	12	7	0	79	8.78	46-27-4=77	29-13	382
1948	9	400	1,304	3.26	17	144.89	53-151-10	.350	798	4	88.67	74.99	551	2,102	233.56	21	18-21	0	144	16.00	55-32-6=93	21-14	32-334
1949	9	409	1,492	3.65	30	165.78	86-166-9	.520	1,185	8	131.67	116.83	575	2,677	297.44	38	32-38	0	260	28.89	68-41-3=112	13-9	42-401
1950	10	423	1,357	2.97	17	135.70	121-235-20	.520	1,639	10	163.90	107.10	658	2,996	299.60	29	26-29	0	202	20.20	71-69-5=147	18-9	40-366
1951	10	591	2,272	3.84	27	227.20	50-119-18	.420	640	3	64.00	65.26	710	2,912	291.20	30	21-30	0	201	20.10	109-26-3=138	40-25	64-597
1952	10	533	2,265	4.25	21	226.50	48-96-14	.500	699	10	69.90	116.37	649	2,964	296.40	33	27-33	0	222	22.20	107-24-4=135	34-20	61-602
1953	10	547	2,219	4.06	26	221.90	43-100-8	.430	644	5	64.40	97.60	647	2,863	286.30	32	20-31	1	227	22.70	107-29-8=144	43-19	62-654
1954	11	552	2,401	4.35	29	218.27	62-130-15	.480	999	10	90.82	114.55	682	3,400	309.09	40	30-40	0	270	24.55	134-44-9=187	41-20	58-611
1955	10	560	2,165	3.87	24	216.50	48-102-10	.470	642	4	64.20	93.26	662	2,807	280.70	29	22-29	1	196	19.60	108-33-5=146	33-19	42-337
1956	10	569	2,544	4.47	18	254.40	48-105-11	.460	599	5	59.90	88.40	674	3,143	314.30	27	22-27	1	184	18.40	136-34-3=173	35-23	66-616
1957	11	647	2,597	4.01	21	236.09	47-101-10	.470	613	6	55.73	97.32	748	3,210	291.82	27	20-27	1	182	16.55	149-28-6=183	24-14	47-472
1958	10	559	1,886	3.37	14	188.60	73-150-9	.490	859	5	85.90	95.77	709	2,745	274.50	19	4-8	0-1	128	12.80	107-45-7=159	34-17	56-577
1959	10	485	1,532	3.16	9	153.20	53-111-7	.480	665	4	66.50	97.35	596	2,197	219.70	14	11-12	3-4	104	10.40	82-32-6=120	26-17	47-381
1960	11	530	1,966	3.71	20	178.73	120-192-11	.630	1,042	4	94.73	103.50	722	3,008	273.45	24	14-20	3-7	173	15.73	103-62-5=170	27-18	31-321
1961	10	445	1,574	3.54	9	157.40	111-187-9	.590	1,409	12	140.90	134.20	632	2,983	298.30	24	16-19	5-7	183	18.30	94-62-8=164	24-14	38-325
1962	10	461	1,808	3.92	20	180.80	110-201-14	.550	1,221	4	122.10	98.39	662	3,029	302.90	26	18-23	7-11	199	19.90	115-57-8=160	21-11	41-307
1963	10	454	1,749	3.85	17	174.90	120-238-11	.500	1,416	11	141.60	106.41	692	3,165	316.50	33	18-29	2-8	230	23.00	94-67-13=174	21-13	40-376
1964	10	419	1,439	3.43	10	143.90	110-204-9	.540	1,227	7	122.70	106.95	623	2,796	279.60	19	13-16	5-12	148	14.80	86-56-7=149	19-11	40-417
1965	10	500	1,887	3.77	18	188.70	113-193-14	.590	1,577	12	157.70	133.20	693	3,464	346.40	31	21-28	1-6	216	21.60	101-67-7=175	29-20	45-400
1966	10	485	1,406	2.90	17	140.60	89-186-16	.480	1,102	3	110.20	85.74	671	2,508	250.80	23	15-19	3-6	164	16.40	86-58-7=151	31-16	43-448
1967	10	510	1,835	3.60	14	183.50	93-183-12	.510	1,204	5	120.40	101.99	693	3,039	303.90	19	17-18	4-13	143	14.30	109-53-9=171	25-13	49-479
1968	10	454	1,580	3.48	19	158.00	186-346-14	.540	2,653	11	265.30	120.56	800	4,233	423.30	30	13-20	3-5	214	21.40	96-125-11=232	31-21	40-340
1969	10	440	1,310	2.98	15	131.00	153-283-10	.540	1,725	6	172.50	105.19	723	3,035	303.50	22	15-18	4-9	161	16.10	79-90-12=181	20-10	50-508
1970	11	546	2,153	3.94	18	195.73	184-317-14	.580	2,265	10	205.91	119.64	823	4,149	377.18	28	20-22	11-25	229	20.82	113-113-19=235	27-16	42-410
1971	11	598	2,492	4.17	17	226.55	61-138-13	.440	907	2	82.45	85.35	736	3,081	280.09	22	20-22	6-13	170	15.45	106-44-6=156	29-15	54-443
1972	11	611	2,616	4.28	13	237.82	68-161-17	.420	867	6	78.82	78.65	772	3,188	289.82	19	9-14	1-6	132	12.00	114-49-11=174	31-17	56-539
1973	11	560	2,219	3.96	10	201.73	84-182-18	.460	1,147	5	104.27	88.38	742	2,971	270.09	16	13-15	7-18	132	12.00	89-56-21=166	38-19	58-542
1974	11	595	1,953	3.28	21	177.55	113-219-13	.520	1,684	7	153.09	114.87	814	3,637	330.64	28	13-20	4-13	201	18.27	120-84-22=226	33-17	43-487
1975	11	547	2,359	4.31	21	214.45	122-216-13	.570	1,715	3	155.91	115.72	763	4,074	370.36	25	20-21	9-18	197	17.91	134-81-10=225	30-20	52-554
1976	11	592	2,589	4.37	25	235.36	90-170-12	.530	1,078	2	98.00	95.97	762	3,667	333.36	28	16-19	12-20	234	21.27	138-54-19=211	33-15	51-569
1977	11	567	2,185	3.85	18	198.64	112-211-10	.530	1,376	7	125.09	109.33	778	3,561	323.73	29	19-20	10-16	231	21.00	122-70-18=210	35-20	52-503
1978	11	503	1,635	3.25	9	148.64	111-244-20	.460	1,252	4	113.82	77.61	747	2,887	262.45	13	5-7	7-11	108	9.82	90-60-14=164	36-16	47-392
1979	11	513	1,558	3.04	8	141.64	94-236-21	.460	1,183	9	107.55	76.73	749	2,741	249.18	19	17-18	7-12	152	13.82	90-47-17=154	37-13	57-538
1980	11	345	748	2.17	9	68.00	213-401-31	.530	2,508	18	228.00	105.01	746	3,256	296.00	28	28-28	6-10	214	19.45	65-108-23=196	31-12	57-560
1981	11	469	1,703	3.63	7	154.82	176-342-21	.520	2,368	15	215.27	111.82	811	4,071	370.09	24	22-23	12-21	210	19.01	104-106-19=229	21-14	66-564
1982	11	431	1,641	3.56	15	149.18	258-414-16	.620	3,349	23	304.45	140.87	845	4,990	453.64	40	30-35	11-22	307	27.91	102-149-18=269	19-11	78-709
1983	11	401	1,380	3.44	14	125.45	305-480-13	.640	3,132	17	284.73	124.62	881	4,512	410.18	31	26-28	10-18	246	22.36	106-141-19=266	16-11	48-460
1984	11	487	1,106	2.27	6	100.55	183-325-19	.560	2,020	6	183.64	102.92	812	3,126	284.18	13	9-9						

ANNUAL OPPONENT STATISTICS

Year	G	RUSHING					PASSING					TOTAL OFFENSE			SCORING				1st Downs R-P-Pen=Tot	Fumbles- Lost	Penalties- Yards			
		Att.	Yards	Avg.	TD	YPG	C-A-I	Pct.	Yards	TD	YPG	Rating	Plays	Yards	YPG	TD	PAT-A	FG-A				Pts.	PPG	
1938	10	-	697	-	0	69.70	52-128-21	.406	563	1	56.30	47.34	342	1,260	126.00	1	1-1	0	7	0.70	37-22-3=62	24-12	27-225	
1939	9	-	679	-	-	75.44	55-141-19	.390	607	-	67.44	-	429	1,286	142.89	6	3	1	42	4.67	42-24-4=70	16-7	15-135	
1940	9	-	1,031	-	-	114.56	52-123-15	.423	548	-	60.89	-	-	1,579	175.44	8	4	0	52	5.78	44-37-0=71	13-8	24-165	
1941	10	-	995	-	-	99.50	61-139-18	.439	719	-	71.90	-	-	1,714	171.40	9	7	0	61	6.10	60-22-7=89	23-16	31-214	
1942	10	-	1,063	-	-	106.30	60-163-22	.368	808	-	80.80	-	-	1,871	187.10	15	8	0	98	9.80	-	85	-	N/A-257
1943	9	-	-	-	-	-	-	-	-	-	-	-	-	-	-	5	4	0	34	3.78	28-28-8=64	-	-	
1944	10	-	1,147	-	-	114.70	-	-	908	-	90.80	-	-	2,055	205.50	-	-	-	118	11.80	55-23-7=85	-	-	
1945	8	-	-	-	-	-	-	-	-	-	-	-	-	-	-	-	-	114	14.25	41-17-3=61	-	-		
1946	9	-	902	-	-	100.22	62-168-16	.369	896	-	99.56	-	-	1,798	199.78	13	6	0	86	9.56	57-26-4=87	37-22	43-358	
1947	9	-	1,341	-	-	149.00	75-177-16	.424	878	-	97.56	-	-	2,219	246.56	13	9	1	90	10.00	74-37-4=115	26-18	N/A-523	
1948	9	375	1,204	3.21	-	133.78	77-169-20	.456	1,188	7	132.00	94.61	554	2,392	217.45	14	8-14	0	92	10.22	61-40-3=104	27-19	50-481	
1949	9	355	980	2.76	-	108.89	82-189-9	.434	1,153	8	128.11	99.08	544	2,133	237.00	17	13-17	-	117	13.00	67-33-2=102	26-11	59-438	
1950	10	447	1,411	3.16	-	141.10	66-144-17	.458	664	3	66.40	67.83	591	2,075	207.50	16	12-16	-	108	10.80	89-29-8=126	27-15	58-509	
1951	10	461	1,523	3.30	-	152.30	63-158-24	.399	903	8	90.30	74.21	619	2,426	242.60	23	17-23	-	157	15.70	83-24-8=126	39-21	57-475	
1952	10	498	1,605	3.22	-	160.50	44-125-4	.352	528	1	52.80	66.92	623	2,133	213.30	10	10-10	-	72	7.20	90-24-9=123	35-23	60-554	
1953	10	426	1,443	3.39	-	144.30	52-154-18	.338	791	3	79.10	59.96	580	2,234	223.40	12	9-12	-	81	8.10	69-31-8=108	28-11	52-538	
1954	11	534	2,248	4.21	-	204.36	62-152-26	.408	751	3	68.27	54.59	686	2,999	272.64	24	17-24	-	161	14.64	114-37-12=163	24-12	53-517	
1955	10	423	1,212	2.87	-	121.20	53-129-17	.411	765	4	76.50	74.78	552	1,977	197.70	14	11-14	0-0	95	9.50	82-33-3=118	37-27	31-362	
1956	10	467	1,692	3.62	-	169.20	54-121-24	.446	822	4	82.20	72.93	588	2,514	251.40	15	10-15	0-1	100	10.00	89-36-10=135	30-20	49-476	
1957	11	461	1,683	3.65	-	153.00	72-171-10	.421	932	8	84.73	91.63	632	2,615	237.73	20	15-20	0-1	135	12.27	85-32-12=129	23-13	56-599	
1958	10	461	1,669	3.62	-	166.90	71-169-15	.420	1,009	5	100.90	84.18	630	2,678	267.80	18	6-8	3-8	131	13.10	77-48-7=132	29-17	59-616	
1959	10	461	1,509	3.27	-	150.90	81-185-12	.438	1,115	5	111.50	90.36	646	2,624	262.40	23	14-16	1-5	159	15.90	80-61-4=145	22-12	45-402	
1960	11	432	1,587	3.67	-	144.27	104-222-18	.469	1,277	5	116.09	86.38	654	2,864	260.36	17	7-14	1-2	114	10.36	83-62-4=139	19-14	36-390	
1961	10	403	1,320	3.28	-	132.00	77-174-16	.443	921	4	92.10	77.91	577	2,241	224.10	13	8-8	7-9	106	10.60	69-46-8=123	15-6	42-370	
1962	10	435	1,240	2.85	-	124.00	115-209-15	.550	1,407	7	140.70	108.27	644	2,647	264.70	14	13-13	2-6	105	10.50	66-74-5=145	17-10	45-425	
1963	10	403	1,570	3.90	-	157.00	97-233-17	.416	1,646	9	164.60	99.13	636	3,216	321.60	26	18-21	6-9	198	19.80	82-66-3=151	24-15	55-554	
1964	10	447	1,569	3.51	-	156.90	105-205-15	.512	1,161	4	116.10	90.60	652	2,730	273.00	17	15-17	6-12	135	13.50	86-65-7=158	20-7	53-482	
1965	10	404	1,330	3.29	-	133.00	111-234-16	.474	1,334	7	133.40	91.52	638	2,664	266.40	22	20-20	1-4	157	15.70	67-66-5=138	12-10	36-343	
1966	10	414	1,485	3.59	-	148.50	117-241-14	.486	1,436	7	143.60	96.57	655	2,921	292.10	31	24-26	7-13	237	23.70	68-73-9=150	16-11	37-391	
1967	10	452	1,433	3.17	-	143.30	89-190-16	.468	1,163	6	116.30	91.84	642	2,596	259.60	21	15-18	4-11	153	15.30	84-59-7=150	17-6	49-616	
1968	10	537	2,590	4.82	-	259.00	110-221-11	.498	1,651	8	165.10	114.52	758	4,241	424.10	40	24-30	3-5	287	28.70	118-73-4=195	16-11	52-497	
1969	10	597	2,910	4.87	-	291.00	71-159-10	.447	1,112	11	111.20	113.65	756	4,022	402.20	28	21-24	11-14	224	22.40	136-53-8=197	25-15	61-634	
1970	11	578	2,595	4.49	24	235.91	105-225-21	.467	1,443	6	131.18	90.67	803	3,901	354.64	32	30-32	6-13	252	22.91	126-67-8=201	18-9	56-582	
1971	11	537	2,135	3.98	11	194.09	133-263-20	.506	1,665	7	151.36	97.32	800	3,413	310.27	18	11-13	6-13	149	13.55	101-84-9=194	29-15	42-435	
1972	11	511	2,120	4.15	12	192.73	113-217-16	.521	1,443	9	131.18	106.87	728	3,257	296.09	21	18-19	4-10	156	14.18	110-66-9=185	19-12	61-553	
1973	11	588	2,344	3.99	14	213.09	74-156-8	.474	1,091	11	99.18	119.19	744	3,182	289.27	26	25-25	7-19	204	18.55	114-49-9=172	31-23	54-617	
1974	11	544	2,216	4.07	21	201.45	82-176-14	.466	1,195	7	108.64	100.84	720	3,411	310.09	29	25-27	1-14	208	18.91	115-50-9=174	27-11	64-586	
1975	11	589	2,731	4.64	23	248.27	98-179-18	.548	1,318	5	119.82	105.71	768	4,049	368.09	28	20-23	6-15	212	19.27	148-65-12=225	31-9	47-435	
1976	11	588	2,534	4.31	19	230.36	91-176-8	.517	1,213	13	110.27	124.88	764	3,747	340.64	32	26-28	7-14	245	22.27	143-57-16=216	31-21	64-584	
1977	11	580	2,343	4.04	23	213.00	97-179-9	.542	1,434	4	130.36	118.80	759	3,777	343.36	28	26-26	8-17	221	20.09	131-54-9=194	20-14	80-776	
1978	11	594	2,478	4.17	21	225.27	113-215-14	.526	1,465	9	133.18	110.59	809	3,943	358.45	30	27-28	12-23	247	22.45	142-62-3=207	17-12	73-633	
1979	11	671	3,079	4.59	29	279.91	92-208-15	.442	1,152	4	104.73	82.68	879	4,231	384.64	34	32-33	8-12	264	24.00	170-59-8=237	38-25	61-539	
1980	11	640	2,803	4.38	27	254.82	115-232-13	.496	1,391	7	126.45	98.68	872	4,194	381.27	37	32-33	12-17	296	26.91	148-69-9=226	27-14	85-745	
1981	11	527	2,210	4.19	24	200.91	108-217-19	.498	1,357	4	123.36	90.87	744	3,567	324.27	30	25-26	7-11	230	20.91	116-60-10=186	25-10	75-757	
1982	11	535	2,369	4.43	23	215.36	175-305-13	.574	2,254	14	204.91	126.08	840	4,623	420.27	38	34-34	8-16	290	26.36	127-107-20=254	20-14	87-736	
1983	11	534	2,702	5.06	28	245.64	133-243-13	.547	2,104	16	191.27	138.49	777	4,806	436.91	46	40-43	10-14	350	31.82	136-86-6=228	20-7	79-677	
1984	11	498	2,275	4.57	17	206.82	138-243-11	.568	2,037	18	185.18	142.60	741	4,312	392.00	37	34-36	15-20	301	27.36	112-92-7=211	20-11	62-529	
1985	11	476	1,820	3.82	12	165.45	159-292-13	.545	2,020	17	183.64	124.87	768	3,840	349.09	31	28-29	14-18	252	22.91	101-97-10=208	16-9	72-661	
1986	11	488	2,187	4.48	16	198.82	170-290-6	.586	2,220	14	201.82	134.72	778	4,183	380.27	34	31-32	15-19	284	25.82	97-104-16=217	29-22	77-656	
1987	11	461	1,507	3.27	16	137.00	208-367-16	.567	2,911	12	264.64	125.37	828	4,418	401.64	31	24-28	9-15	243	22.49	90-124-13=217	21-14	86-874	
1988	11	513	2,416	4.71	29	219.64	128-254-11	.504	2,010	15	182.73	127.69	767	4,426	402.36	45	35-35	5-10	324	29.45	118-88-10=216	22-8	72-655	
1989	12	478	1,953	4.09	23	162.75	176-339-17	.519	2,529	13	210.75	117.21	817	4,482	373.50	36	31-31	11-15	286	23.83	113-108-12=233	16-9	64-554	
1990	11	559	2,576	4.61	23	234.18	133-242-14	.550	1,565	12	142.27	114.07	801	4,141	376.45	36	31-33	16-21	295	26.82	133-63-10=206	14-4		

OPPONENT 300-YARD PASSING GAMES

Alabama (1)	Georgia Tech (2)	North Carolina (2)	Texas A&M (1)	Wake Forest (5)
336 Tua Tagovailoa 2019	416 Darrell Gast 1987	494 Marquise Williams 2015	382 Johnny Manziel ^{BOWL} 2013	478 Rusty LaRue 1995
	324 Joe Hamilton 1999	319 Mark Maye 1986		372 Riley Skinner 2009
Boston College (1)	Indiana (1)	N.C. State (6)	Troy (1)	338 John Wolford 2015
300 Phil Jurkovec 2020	389 Nate Sudfeld ^{BOWL} 2015	535 Shane Montgomery 1989	354 Corey Robinson 2013	325 Gary Schofield 1982
		468 Shane Montgomery 1987		308 Mike Elkins 1986
Cincinnati (1)	Kansas (1)	413 Philip Rivers 2000	Vanderbilt (1)	
332 Brendon Kay ^{BOWL} 2012	338 Todd Reesing 2009	379 Jamie Barnette 1998	342 Eric Jones 1987	
		369 Philip Rivers 2003		
Clemson (3)	Maryland (6)	364 Philip Rivers 2002	Virginia (7)	
420 Charlie Whitehurst 2002	414 Scott Milanovich 1993		417 Marc Verica 2010	
344 Tajh Boyd 2012	378 John Kaleo 1992	Northwestern (4)	346 Mike Groh 1995	
331 Charlie Whitehurst 2003	362 Joel Statham 2004	368 C.J. Bacher 2007	344 Matt Johns 2015	
	323 Shaun Hill 2001	330 Tim O'Brien 1989	336 Kurt Benkert 2016	
FIU (2)	314 Bob Avellini 1972	320 Clayton Thorson 2016	333 Dan Ellis 2000	
348 Wes Carroll 2011	314 Stan Gelbaugh 1985	318 Zac Kustok 2001	325 Matt Johns 2014	
348 Jake Medlock 2012			315 Matt Schaub 2002	
Florida State (4)	Miami (4)	Notre Dame (1)	Virginia Tech (3)	
536 Chris Weinke 2000	396 Brad Kaaya 2016	381 DeShone Kizer 2016	332 Ryan Willis 2018	
394 Danny Kanell 1994	379 Stephen Morris 2013		327 Tyrod Taylor 2009	
339 Drew Weatherford 2007	369 Stephen Morris 2012	Pittsburgh (2)	301 Sean Glennon 2006	
330 Jameis Winston ^{ACC} 2013	348 Jacory Harris 2009	424 Tom Savage 2013		
		339 Matt Cavanaugh 1976		

OPPONENT 100-YARD RECEIVING GAMES

Alabama (4)	114 Wayne Times 2012	Miami (8)	112 Steve Lester 1971	138 Sean Walker 2008
137 Jerry Jeudy 2019	102 T.Y. Hilton 2011	143 Leonard Hankerson 2009	107 Sterling Hicks 2002	113 Tavaras Hogans 1999
136 Ralph Jones ^{BOWL} 1944		134 David Njoku 2016		108 Anthony Jones 1998
124 D.J. Hall 2006	Florida State (12)	131 Lance Leggett 2006	Northwestern (9)	104 Clarence Sevillian 1992
106 Julio Jones 2010	207 Kez McCorvey 1994	118 Stacy Coley 2016	183 Brian Musso 1997	101 Dan Stricker 2001
	155 Andre Cooper 1995	116 Herb Waters 2013	175 Richard Buchanan 1989	
Arizona State (1)	141 Ron Dugans 1999	107 Allen Hurns 2013	147 Richard Buchanan 1988	Virginia (13)
103 Jaelen Strong ^{BOWL} 2014	138 Chauncey Stovall 2004	106 Ahmmon Richards 2017	135 Austin Carr 2016	239 Dontrelle Inman 2010
	134 Peter Warrick 1997	105 Mike Harley 2020	133 Flynn Nagel 2018	189 Billy McMullen 2000
Army West Point (3)	134 De'Cody Fagg 2007		128 Ross Lane 2007	163 John Ford 1987
108 Howie Williams 1975	122 O'Mar Ellison 1994	Michigan (1)	127 George Jones 1987	160 Demetrius Allen 1995
103 Bill Carpenter 1959	119 Kelvin Benjamin ^{ACC} 2013	103 Jerry Imsland 1968	108 Richard Buchanan 1990	145 Quentin Walker 1983
101 Ron Thomas 1996	112 Rodney Smith 2012		104 Jon Schweighardt 2002	134 Herman Moore 1989
	110 Anquan Boldin 2002	Navy (4)		129 Miles Gooch 2014
Baylor (1)	103 E.G. Green 1995	134 Greg Jones 2010	Northern Illinois (1)	112 David Eldridge 2016
148 Chris Platt 2017	100 Greg Carr 2006	125 Phil McConkey 1977	109 Jauan Wesley ^{BOWL} 2017	110 John Pincavage 1965
		113 Bert Calland 1972		107 Tyrone Davis 1994
Boston College (1)	Georgia Tech (14)	113 Tyree Barnes 2008	Notre Dame (1)	105 Herman Moore 1990
162 Zay Flowers 2020	230 Demaryius Thomas 2008		116 Equanimeous St. Brown 2016	101 Lavel Davis Jr. 2020
	193 Greg Lester 1987	North Carolina (18)		100 Tavon Mason 2001
California (1)	190 Kelly Campbell 1999	185 Bucky Brooks 1992	Pittsburgh (6)	Virginia Tech (4)
107 Jerry Mosher 1963	154 Drew Hill 1978	165 Octavus Barnes 1994	166 Devin Street 2013	144 Jarrett Boykin 2009
	143 John Sias 1968	165 Mack Hollins 2015	165 Jim Corbett 1976	144 Marcus Davis 2013
Cincinnati (2)	129 Harvey Middleton 1996	156 Sam Aiken 2001	154 Tyler Boyd 2013	120 David Clowney 2006
123 Travis Kelce ^{BOWL} 2012	127 Kelly Campbell 2000	142 Bud Phillips 1966	140 Tyler Boyd 2014	101 Bucky Hodges 2015
110 Anthony McClung ^{BOWL} 2012	126 Harvey Middleton 1995	135 L.C. Stevens 1996	132 Eric Crabtree 1965	
	125 Derrick Steagall 1997	126 Bob Lacey 1962	102 Willie Taylor 1976	Wake Forest (18)
Clemson (14)	116 Charlie Simmons 1993	125 Anthony Ratliff 2017		230 John Henry Mills 1990
139 Roscoe Crosby 2001	112 Ken Whisenhunt 1984	121 Dwight Jones 2010	Richmond (1)	189 Kendall Hinton 2019
133 Derrick Hamilton 2003	110 Dez White 1998	121 Eric Ebron 2013	129 Tre Gray 2011	185 James Brim 1986
129 Terrance Rouhlac 1984	106 Harvey Middleton 1997	117 Hakeem Nicks 2006		185 Ricky Proehl 1989
128 DeAndre Hopkins 2012	104 Jonathan Smith 2003	116 Randy Marriott 1986	Rutgers (1)	159 Chris Givens 2010
122 Rod Gardner 1999		109 Ryan Switzer 2014	113 Jim Guarantono 1991	150 Todd Dixon 1992
120 Tony Horne 1996	Indiana (2)	107 Ryan Switzer 2015		147 Chris Givens 2011
119 Tony Horne 1997	155 Leonard Kenebrew 1984	105 Art Weiner 1949	South Carolina (2)	137 Desmond Clark 1996
116 Brad O'Neal 1970	121 Simmie Cobbs ^{BOWL} 2015	103 Dazz Newsome 2019	103 Jackie Brown 1971	135 Cam Serigne 2015
115 Bob Poole 1963		101 Bosley Allen 2000	102 Eugene Wilson 1977	134 Duane Owens 1984
112 Chansi Stuckey 2005	Kansas (1)	101 Dwight Jones 2011		133 Marlon Estes 1995
108 C.J. Spiller 2008	117 Dezmon Briscoe 2009		Syracuse (1)	124 Greg Dortch 2018
103 J.J. McKelvey 2002		N.C. State (13)	138 Taj Harris 2020	119 Marshall Williams 2009
101 Jim Sursavage 1969	Maryland (11)	175 Torry Holt 1998		111 Phil Denfield 1982
101 Derrick Hamilton 2002	218 Marcus Badgett 1992	174 Jerricho Cotchery 2002	Tennessee (2)	109 Kenny Duckett 1980
	205 Jermaine Lewis 1995	165 Todd Varn 1987	128 Thomas Woods 1988	107 Tom Smith 1977
East Carolina (2)	138 Art Seymore 1970	156 Koren Robinson 2000	107 Jeff Moore 1978	100 Kenneth Moore 2007
163 Aundra Allison 2005	129 Jason Hatala 1997	142 Tramain Hall 2003		100 Terence Davis 2012
117 Keith Stokes 2000	126 Jermaine Lewis 1993	140 Nasrallah Worthen 1988	Texas A&M (1)	
	124 Geroy Simon 1994	129 Reggie Lawrence 1989	113 Derel Walker ^{BOWL} 2013	Vanderbilt (9)
Elon (1)	122 Greg Hill 1984	129 Koren Robinson 1999		184 Earl Bennett 2006
111 Sean Jeffcoat 2010	113 Frank Russell 1972	126 Al Byrd 1989		177 Carl Parker 1987
	104 Billy Van Heusen 1966	117 Jerricho Cotchery 2003	Texas A&M (1)	147 Dan Stricker 2000
FIU (3)	103 Latrez Harrison 2002	114 Adrian Hill 1994	113 Derel Walker ^{BOWL} 2013	138 Gerald Mitchell 1988
115 Kedrick Rhodes 2012	101 Vernon Davis 2004			
				Washington (1)
				107 Scott Phillips 1973

OPPONENT 100-YARD RUSHING GAMES

Alabama (2)	136 Tevin Washington 2011	106 Lamar Owens 2005	Ohio State (4)	182 Frank Quayle 1968
151 Mark Ingram 2010	125 Charles Wiley 1997	103 Adam Ballard 2006	172 Jim Spencer 1981	158 Gary Helman 1969
115 Kenneth Darby 2006	124 Bucky Shamburger 1975	100 Kyle Eckel 2003	165 Leophus Hayden 1970	137 Cedric Peerman 2007
	122 Joe Burns 2001		117 John Brockington 1970	128 Kevin Morgan 1985
Army West Point (10)	120 Michael Smith 1991	North Carolina (44)	113 Rex Kern 1970	128 Tiki Barber 1996
162 Mike Mayweather 1989	119 Justin Thomas 2014	291 Kennard Martin 1988		127 Kevin Morgan 1987
160 Willie McMillan 1990	118 Tashard Choice 2006	279 Don McCauley 1970	Pittsburgh (8)	127 Perry Jones 2012
150 Tommy Bell 1954	114 Greg Horne 1971	261 Mike Voight 1976	263 James Conner 2014	126 Tommy Vigorito 1979
136 Akili King 1994	114 Robert Lavette 1984	256 Natrone Means 1990	254 Darrin Hall 2017	121 Keith Payne 2010
128 Charlie Jarvis 1968	114 P.J. Daniels 2004	247 Kelvin Bryant 1981	173 James Conner 2013	119 Antwoine Womack 1998
126 Doug Black 1984	112 Charlie Rogers 1996	232 Tyrone Anthony 1983	149 Justin Sliwoski 2018	114 Howard Petty 1984
122 Doc Blanchard 1946	111 Eddie Lee Ivery 1978	199 Kelvin Bryant 1980	137 Shockey Jacques-Louis 2018	112 Terry Kirby 1990
122 Akili King 1993	110 Jonathan Dwyer 2009	199 Jonathan Linton 1997	129 Tony Dorsett 1976	107 Greg Taylor 1979
120 Andy Davidson 2016	108 Leon Hardman 1952	184 Eric Starr 1981	111 Qadree Ollison 2015	107 Barry Word 1984
117 Mike Mayweather 1990	108 P.J. Daniels 2003	181 Natrone Means 1991	101 James Conner 2016	
	108 Jeff Sims 2020	172 Eddie Kesler 1964		Virginia Tech (9)
Boston College (3)	107 Jimmy Thompson 1954	167 Amos Lawrence 1978		217 Khalil Herbert 2020
118 L.V. Whitworth 2006	107 Tashard Choice 2005	167 Leon Johnson 1996	Purdue (1)	183 JC Coleman 2012
109 Montel Harris 2010	106 Jerry Mays 1989	165 Amos Lawrence 1979	122 Scott Dierking 1974	177 Cyrus Lawrence 1981
105 Andre Callender 2006	106 Jordan Mason 2019	165 Giovani Bernard 2011		148 David Wilson 2011
	105 Brent Cunningham 1970	164 Ryan Houston 2009	Rice (1)	142 Travon McMillian 2015
The Citadel (1)	105 Jordan Mason 2020	160 Kelvin Bryant 1982	101 Thomas Lott 2003	111 Darren Evans 2008
134 Adrian Johnson 1988	103 G.L. Edwards 1935	159 Lewis Jolley 1971		105 Ken Edwards 1969
	103 Donnie Davis 1995	154 Greg Little 2007	Rutgers (2)	102 Deshawn McCleave 2019
Clemson (23)	103 C.J. Williams 1996	151 Javonte Williams 2020	149 Bruce Presley 1993	101 Logan Thomas 2013
263 Raymond Priester 1995	102 Eddie Lee Ivery 1977	148 Michael Carter 2018	140 Terrell Willis 1995	
260 Cliff Austin 1982		146 Ronnie McGill 2005		Wake Forest (30)
178 Cliff Austin 1981	Illinois (1)	144 Chad Scott 2004		223 Cade Carney 2018
163 Rodney Blunt 1991	113 Cyril Pinder 1965	143 Amos Lawrence 1980	224 George Rogers 1980	213 James McDougald 1979
150 Kevin Mack 1983		143 Giovani Bernard 2012	162 Johnnie Wright 1980	204 Chris Barclay 2005
143 Terry Allen 1989	Indiana (2)	142 Leon Johnson 1993	160 Harold Green 1989	171 John Leach 1993
141 Ray Yauger 1969	227 Devine Redding ^{BOWL} 2015	140 Leon Johnson 1994	150 George Rogers 1978	164 Darryl McGill 1986
141 Travis Zachery 1999	211 Lonnie Johnson 1980	138 Don McCauley 1969	139 Tommy Simmons 1970	163 Chris Barclay 2003
135 Woodrow Dantzler 2001		138 Amos Lawrence 1977	114 Clarence Williams 1975	160 Herman Lewis 1997
134 Terry Allen 1988	Louisville (1)	131 Ed Sutton 1956	113 Rudy Holloman 1969	154 Tarence Williams 2000
134 Woodrow Dantzler 2000	144 Lamar Jackson 2016	131 Ed Sutton 1958	113 Johnnie Wright 1981	146 Morgan Kane 1997
126 Rudy Harris 1991		120 Charlie Justice 1948	113 Mike Dingle 1990	144 Michael Ramseur 1985
121 Kenny Flowers 1985	Maryland (18)	116 Billy Hayes 1949	104 Jay Lynn Hodgkin 1974	144 Jamie Newman 2019
120 Chuck McSwain 1979	227 LaMont Jordan 1999	116 Anthony Elzy 2010	103 Earl Clary 1931	142 James McDougald 1976
119 Kenny Flowers 1984	216 Charlie Wysocki 1980	116 T.J. Logan 2014		141 Ken Garrett 1970
118 James Davis 2007	176 Buddy Rodgers 1996	111 Javonte Williams 2019	Southern California (1)	135 Mark Young 1987
115 Travis Zachery 2001	170 Al Thomas 1969	110 Shaun Draughn 2008	256 Ricky Bell 1975	134 Chris Barclay 2004
112 Buddy Gore 1968	158 LaMont Jordan 2000	108 Randy Jordan 1991		133 Bill Barnes 1956
112 Kenny Flowers 1983	143 Charlie Wysocki 1981	107 Ken Willard 1964	SMU (1)	131 Ken Garrett 1971
108 Rudy Hayes 1957	140 Billy Lovett 1968	107 Ethan Horton 1983	101 Charles Jackson 1956	124 Frank Harsh 1972
104 Louis Solomon 1992	136 Wayne Wingfield 1979	105 Hosea Rodgers 1948		122 Nick Maravich 1954
104 Reggie Merriweather 2005	124 Ed Modzelewski 1950	105 Ronald Curry 2000	Syracuse (2)	122 Topper Clemons 1982
102 Terrence Flagler 1986	122 Tommy Neal 1984	104 Marquise Williams 2013	115 Jarveon Howard 2019	121 Tarence Williams 2001
	116 Steve Atkins 1977	102 Jacque Lewis 2002	115 Moe Neal 2019	115 Brian Piccolo 1964
Colgate (1)	115 Randall Jones 1998			113 Kenneth Walker III 2019
103 Kenny Gamble 1987	105 Ricky Jennings 1974	N.C. State (13)		112 Larry Russell 1971
	105 Rick Johnson 1988	146 Joe McIntosh 1983	Tennessee (7)	109 Larry Spencer 1952
East Carolina (1)	105 Shaun Hill 2001	141 Rahshon Spikes 1999	182 Reggie Cobb 1988	108 Cade Carney 2016
133 Tony Collins 1979	104 Tim Whittie 1979	137 Ted Brown 1977	113 Jabari Davis 2003	106 Larry Russell 1970
	103 Buddy Rodgers 1995	133 Stan Fritts 1972	109 Johnny Majors 1954	105 Charles Mayberry 1939
Florida (2)	101 Tom Miller 1969	133 Joe McIntosh 1982	109 Reggie Cobb 1989	103 Larry Hopkins 1970
141 Jimmy DuBose 1975		119 Dwight Sullivan 1979	105 Johnny Majors 1956	103 Larry Hopkins 1971
104 Lawrence DuPree 1962		117 Rod Brown 1994	104 Haskel Stanback 1973	
	Miami (8)	108 Tremayne Stephens 1996		Western Carolina (2)
FIU (2)	181 Duke Johnson 2012	107 Charlie Bowers 1969		181 Brad Hoover 1998
130 Kedrick Rhodes 2012	155 Duke Johnson 2014	106 Don DeArment 1966	Texas Tech (1)	148 Carlton Terry 1990
102 Darriet Perry 2011	147 Lamar Miller 2011	104 Ray Robinson 2001	280 James Gray ^{BOWL} 1989	
	133 Travis Homer 2018	103 Shadrach Thornton 2013		Wisconsin (1)
Florida State (8)	124 DeeJay Dallas 2018	100 Mike Miller 1982	Tulane (1)	241 Terrell Fletcher ^{BOWL} 1994
146 Antone Smith 2007	115 Damien Berry 2010		124 Lazedrick Thompson 2014	
130 Lorenzo Booker 2004	115 Dallas Crawford 2013	Northwestern (10)		
126 Rock Preston 1995	101 Graig Cooper 2007	189 Damien Anderson 2001	UCLA (1)	
124 Warrick Dunn 1995		187 Damien Anderson 2000	147 Billy Kilmer 1960	
117 Lawrence Toafili 2020	Michigan (3)	157 Darnell Autry 1996		Vanderbilt (8)
109 Devonta Freeman 2011	205 Ron Johnson 1968	149 Jason Wright 2003		155 Rodney Williams 2001
107 Sean Jackson 1993	116 Dave Raimey 1961	139 Bob Christian 1989	Vanderbilt (8)	150 Chris Nickson 2006
104 Devonta Freeman 2012	114 Dave Raimey 1960	121 Jeremy Larkin 2018	138 Gerald Mitchell 1988	125 Tony Jackson 1992
		120 Justin Jackson 2015	123 Lew Thomas 2001	112 Carl Woods 1986
Georgia Tech (35)	Navy (13)	117 Darnell Autry 1997		111 Jared McGrath 1999
195 Justin Thomas 2016	211 Napoleon McCallum 1982	107 Jason Wright 2002		106 Rodney Williams 1998
190 Brent Cunningham 1969	155 Cleveland Cooper 1972	100 Noah Herron 2003	UCLA (1)	
185 C.J. Williams 1995	144 Chris McCoy 1995		147 Billy Kilmer 1960	
171 Rodney Lee 1977	141 John Sai 1963	Notre Dame (4)		
170 Tashard Choice 2007	130 Aaron Polanco 2003	139 Ian Book 2019		
166 William Bell 1990	119 Kaijipo-Noa Kaheaku-Enhada 2006	112 Kyren Williams 2020	Virginia (18)	
165 Anthony Allen 2010	118 Omar Nelson 1996	110 Robert Hughes 2007	223 Alvin Pearman 2004	
159 Jonathan Dwyer 2008	115 Fred Franco 1952	106 Bill Mack 1958	185 Tiki Barber 1995	
140 Taqun Marshall 2017	112 Shun White 2008		185 Thomas Jones 1999	
	107 Richard Scott 1945		183 Jeff Anderson 1968	

BOWL GAME RECORDS • TEAM

Most Points, Quarter

1.	24 (2nd)	vs. Texas A&M, CFA, 2013
2.	21 (3rd)	vs. Temple, WOI, 2018
3.	16 (1st)	vs. Cincinnati, Belk, 2012
4.	14 (2nd)	vs. Nebraska, Orange, 1954
	14 (4th)	vs. Nebraska, Orange, 1954
	14 (2nd)	vs. Texas Tech, AA, 1989
	14 (1st)	vs. Texas A&M, CFA, 2013
	14 (2nd)	vs. Arizona State, HSun, 2014
	14 (4th)	vs. Arizona State, HSun, 2014
	14 (4th)	vs. Indiana, NEP, 2015
	14 (1st)	vs. No. Illinois, QL, 2017
	14 (2nd)	vs. Temple, WOI, 2018
	14 (4th)	vs. Temple, WOI, 2018

Most Points, Half

1.	38 (1st)	vs. Texas A&M, CFA, 2013
2.	35 (2nd)	vs. Temple, WOI, 2018
3.	26 (1st)	vs. No. Illinois, QL, 2017
4.	24 (2nd)	vs. Indiana, NEP, 2015
5.	21 (1st)	vs. Temple, WOI, 2018
6.	20 (2nd)	vs. Nebraska, Orange, 1954
7.	18 (2nd)	vs. Cincinnati, Belk, 2012

Most Points, Game

1.	56	vs. Temple, WOI, 2018
2.	48	vs. Texas A&M, CFA, 2013
3.	44	vs. Indiana, NEP, 2015
4.	36	vs. No. Illinois, QL, 2017
5.	34	vs. Nebraska, Orange, 1954
	34	vs. Cincinnati, Belk, 2012
7.	31	vs. Arizona State, HSun, 2014
8.	29	vs. Alabama, Sugar, 1944
9.	21	vs. Oklahoma, Orange, 1957
	21	vs. Texas Tech, AA, 1989

Most Touchdowns, Game

1.	8	vs. Temple, WOI, 2018
2.	6	vs. Texas A&M, CFA, 2013
3.	5	vs. Nebraska, Orange, 1954
	5	vs. Indiana, NEP, 2015
	5	vs. No. Illinois, QL, 2017
6.	4	vs. Alabama, Sugar, 1944
	4	vs. Cincinnati, Belk, 2012
	4	vs. Arizona State, HSun, 2014

Most PATs, Game

1.	8	vs. Temple, WOI, 2018
2.	6	vs. Texas A&M, CFA, 2013
3.	5	vs. Indiana, NEP, 2015
4.	4	vs. Nebraska, Orange, 1954
	4	vs. Arizona State, HSun, 2014

Most Field Goals, Game

1.	3	vs. Indiana, NEP, 2015
2.	2	vs. Wisconsin, HOF, 1994
	2	vs. Cincinnati, Belk, 2012
	2	vs. Texas A&M, CFA, 2013

Most Offensive Plays, Game

1.	92	vs. No. Illinois, QL, 2017
2.	89	vs. Cincinnati, Belk, 2012
3.	86	vs. Indiana, NEP, 2015
4.	82	vs. Oklahoma, Cotton, 1957
	82	vs. Texas A&M, CFA, 2013
6.	78	vs. Nebraska, Orange, 1954
7.	77	vs. Arizona State, HSun, 2014
8.	75	vs. Wisconsin, HOF, 1994
	75	vs. Temple, WOI, 2018
10.	71	vs. Alabama, Sugar, 1944

Most First Downs, Game

1.	36	vs. Cincinnati, Belk, 2012
2.	29	vs. Texas A&M, CFA, 2013
3.	27	vs. No. Illinois, QL, 2017
4.	24	vs. Wisconsin, HOF, 1994
5.	23	vs. Nebraska, Orange, 1954
	23	vs. Indiana, NEP, 2015
7.	22	vs. Temple, WOI, 2018
8.	21	vs. Arizona State, HSun, 2014
9.	20	vs. Alabama, Sugar, 1944
10.	19	vs. Texas Tech, AA, 1989

Most Third Down Conversions, Game

1.	10	vs. Arizona State, HSun, 2014
	10	vs. No. Illinois, QL, 2017
	10	vs. Temple, WOI, 2018
4.	9	vs. Texas A&M, CFA, 2013
5.	8	vs. Nebraska, Orange, 1954
6.	7	vs. Alabama, Sugar, 1944
	7	vs. Cincinnati, Belk, 2012
	7	vs. Indiana, NEP, 2015
9.	6	vs. Oregon State, Rose, 1941
	6	vs. Wisconsin, HOF, 1994

Highest Third Down Conversion Pct., Game

1.	.600 (9-15)	vs. Texas A&M, CFA, 2013
2.	.588 (10-17)	vs. Temple, WOI, 2018
3.	.583 (7-12)	vs. Alabama, Sugar, 1944
4.	.545 (6-11)	vs. Oregon State, Rose, 1941
5.	.539 (7-13)	vs. Cincinnati, Belk, 2012
6.	.526 (10-19)	vs. No. Illinois, QL, 2017
7.	.500 (10-20)	vs. Arizona State, HSun, 2014
8.	.429 (6-14)	vs. Wisconsin, HOF, 1994
9.	.368 (7-19)	vs. Indiana, NEP, 2015

Most Fourth Down Conversions, Game

1.	4	vs. Arizona State, HSun, 2014
2.	3	vs. Arkansas, Cotton, 1960
	3	vs. Texas A&M, CFA, 2013
4.	2	vs. No. Illinois, QL, 2017
	2	vs. Temple, WOI, 2018

Highest Fourth Down Conversion Pct., Game (2)

1.	1.000 (3-3)	vs. Arkansas, Cotton, 1960
	1.000 (4-4)	vs. Arizona State, HSun, 2014
3.	.750 (3-4)	vs. Texas A&M, CFA, 2013
4.	.667 (2-3)	vs. No. Illinois, QL, 2017
	.667 (2-3)	vs. Temple, WOI, 2018

Most Time of Possession, Quarter

1.	13:40 (3rd)	vs. Alabama, Sugar, 1944
2.	13:12 (4th)	vs. No. Illinois, QL, 2017
3.	13:09 (4th)	vs. Arizona State, HSun, 2014
4.	11:50 (4th)	vs. Alabama, Sugar, 1944
5.	11:00 (4th)	vs. Arkansas, Cotton, 1960
6.	10:59 (2nd)	vs. Wisconsin, HOF, 1994
7.	10:51 (4th)	vs. Cincinnati, Belk, 2012
8.	10:27 (4th)	vs. Texas A&M, CFA, 2013
9.	10:11 (3rd)	vs. Texas A&M, CFA, 2013
10.	10:14 (4th)	vs. Temple, WOI, 2018

Most Time of Possession, Half

1.	25:30 (2nd)	vs. Alabama, Sugar, 1944
2.	21:34 (2nd)	vs. Arizona State, HSun, 2014
3.	21:13 (2nd)	vs. No. Illinois, QL, 2017
4.	20:38 (2nd)	vs. Texas A&M, CFA, 2013
5.	19:11 (2nd)	vs. Temple, WOI, 2018
6.	17:52 (2nd)	vs. Cincinnati, Belk, 2012
7.	17:25 (2nd)	vs. Arkansas, Cotton, 1960
8.	17:08 (1st)	vs. No. Illinois, QL, 2017

Most Time of Possession, Game

1.	42:30	vs. Alabama, Sugar, 1944
2.	38:21	vs. No. Illinois, QL, 2017
3.	35:07	vs. Arizona State, HSun, 2014
4.	35:02	vs. Texas A&M, CFA, 2013
5.	34:07	vs. Temple, WOI, 2018
6.	33:42	vs. Cincinnati, Belk, 2012
7.	29:14	vs. Wisconsin, HOF, 1994
8.	28:33	vs. Indiana, NEP, 2015

Most Offensive Yards, Quarter

1.	218 (2nd)	vs. Texas A&M, CFA, 2013
2.	216 (3rd)	vs. Temple, WOI, 2018
3.	170 (4th)	vs. Cincinnati, Belk, 2012
4.	166 (4th)	vs. Arizona State, HSun, 2014
	166 (1st)	vs. Indiana, NEP, 2015
6.	165 (2nd)	vs. Texas Tech, AA, 1989
	165 (1st)	vs. Cincinnati, Belk, 2012
8.	160 (2nd)	vs. No. Illinois, QL, 2017
9.	158 (4th)	vs. Wisconsin, HOF, 1994
10.	157 (2nd)	vs. Temple, WOI, 2018

Most Offensive Yards, Half

1.	365 (1st)	vs. Texas A&M, CFA, 2013
2.	299 (2nd)	vs. Temple, WOI, 2018
3.	298 (2nd)	vs. Cincinnati, Belk, 2012
	298 (2nd)	vs. Indiana, NEP, 2015
5.	296 (2nd)	vs. Texas A&M, CFA, 2013
6.	264 (1st)	vs. Temple, WOI, 2018
7.	262 (1st)	vs. Cincinnati, Belk, 2012
8.	256 (2nd)	vs. Arizona State, HSun, 2014

Most Offensive Yards, Game

1.	661	vs. Texas A&M, CFA, 2013
2.	563	vs. Temple, WOI, 2018
3.	560	vs. Cincinnati, Belk, 2012
4.	536	vs. Indiana, NEP, 2015
5.	465	vs. No. Illinois, QL, 2017
6.	414	vs. Texas Tech, AA, 1989
7.	400	vs. Arizona State, HSun, 2014
8.	399	vs. Wisconsin, HOF, 1994
9.	379	vs. Nebraska, Orange, 1954
10.	373	vs. Alabama, Sugar, 1944

Highest Offensive Yards Per Play Average, Game

1.	8.06 (82-661)	vs. Texas A&M, CFA, 2013
2.	7.02 (59-414)	vs. Texas Tech, AA, 1989
3.	6.78 (83-563)	vs. Temple, WOI, 2018
4.	6.29 (89-560)	vs. Cincinnati, Belk, 2012
5.	6.23 (86-536)	vs. Indiana, NEP, 2015
6.	5.45 (58-316)	vs. Oregon State, Rose, 1941
7.	5.32 (75-399)	vs. Wisconsin, HOF, 1994
8.	5.25 (71-373)	vs. Alabama, Sugar, 1944
9.	5.19 (77-400)	vs. Arizona State, HSun, 2014
10.	5.05 (92-465)	vs. No. Illinois, QL, 2017

Most Pass Completions, Game

1.	38	vs. Cincinnati, Belk, 2012
2.	32	vs. Temple, WOI, 2018
3.	29	vs. Texas A&M, CFA, 2013
4.	28	vs. Wisconsin, HOF, 1994
5.	27	vs. No. Illinois, QL, 2017
6.	25	vs. Texas Tech, AA, 1989
7.	17	vs. Arizona State, HSun, 2014
	17	vs. Indiana, NEP, 2015
9.	13	vs. Arkansas, Cotton, 1960
10.	8	vs. Oklahoma, Orange, 1957

Most Pass Attempts, Game

1.	50	vs. Cincinnati, Belk, 2012
2.	46	vs. Wisconsin, HOF, 1994
3.	45	vs. Texas A&M, CFA, 2013
4.	44	vs. Temple, WOI, 2018
5.	42	vs. Texas Tech, AA, 1989
6.	40	vs. Indiana, NEP, 2015
	40	vs. No. Illinois, QL, 2017
8.	33	vs. Arizona State, HSun, 2014
9.	17	vs. Arkansas, Cotton, 1960
10.	16	vs. Oregon State, Rose, 1941

Highest Pass Completion Pct., Game

1.	.765 (13-17)	vs. Arkansas, Cotton, 1960
2.	.760 (38-50)	vs. Cincinnati, Belk, 2012
3.	.727 (32-44)	vs. Temple, WOI, 2018
4.	.675 (27-40)	vs. No. Illinois, QL, 2017
5.	.644 (29-45)	vs. Texas A&M, CFA, 2013
6.	.615 (8-13)	vs. Oklahoma, Orange, 1957
7.	.609 (28-46)	vs. Wisconsin, HOF, 1994
8.	.595 (25-42)	vs. Texas Tech, AA, 1989
9.	.556 (5-9)	vs. Alabama, Sugar, 1944
10.	.538 (7-13)	vs. Nebraska, Orange, 1954

Most Passing Yards, Game

1.	440	vs. Temple, WOI, 2018
2.	427	vs. Texas A&M, CFA, 2013
3.	360	vs. Cincinnati, Belk, 2012
4.	349	vs. Texas Tech, AA, 1989
5.	314	vs. Wisconsin, HOF, 1994
6.	252	vs. No. Illinois, QL, 2017
7.	235	vs. Arizona State, HSun, 2014
8.	163	vs. Indiana, NEP, 2015
9.	109	vs. Oregon State, Rose, 1941
10.	89	vs. Arkansas, Cotton, 1960

Most Rushing Attempts, Game

1.	69	vs. Oklahoma, Orange, 1957
2.	65	vs. Nebraska, Orange, 1954
3.	62	vs. Alabama, Sugar, 1944
4.	52	vs. No. Illinois, QL, 2017
5.	46	vs. Indiana, NEP, 2015
6.	44	vs. Arkansas, Cotton, 1960
	44	vs. Arizona State, HSun, 2014
8.	42	vs. Oregon State, Rose, 1941
9.	39	vs. Cincinnati, Belk, 2012
	39	vs. Temple, WOI, 2018

Most Rushing Yards, Game

1.	373	vs. Indiana, NEP, 2015
2.	327	vs. Alabama, Sugar, 1944
3.	297	vs. Nebraska, Orange, 1954
4.	234	vs. Texas A&M, CFA, 2013
5.	233	vs. Oklahoma, Orange, 1957
6.	213	vs. No. Illinois, QL, 2017
7.	207	vs. Oregon State, Rose, 1941
8.	200	vs. Cincinnati, Belk, 2012
9.	165	vs. Arizona State, HSun, 2014
10.	123	vs. Temple, WOI, 2018

Fewest Turnovers Committed, Game*(INT-FR)*

1.	1 (0-1)	vs. Nebraska, Orange, 1954
	1 (0-1)	vs. No. Illinois, QL, 2017
3.	2 (1-1)	vs. Alabama, Sugar, 1944
	2 (1-1)	vs. Arkansas, Cotton, 1960
	2 (2-0)	vs. Texas A&M, CFA, 2013
	2 (1-1)	vs. Arizona State, HSun, 2014
7.	3 (3-0)	vs. Indiana, NEP, 2015
	3 (3-0)	vs. Temple, WOI, 2018
9.	4 (2-2)	vs. Southern California, Rose, 1938
	4 (2-2)	vs. Oklahoma, Orange, 1957
	4 (2-2)	vs. Texas Tech, AA, 1989
	4 (4-0)	vs. Wisconsin, HOF, 1994
	4 (2-2)	vs. Cincinnati, Belk, 2012

Fewest Penalties Committed, Game

1.	1	vs. Alabama, Sugar, 1944
2.	2	vs. Nebraska, Orange, 1954
	2	vs. No. Illinois, QL, 2017
4.	3	vs. Oregon State, Rose, 1941
	3	vs. Oklahoma, Orange, 1957
	3	vs. Arkansas, Cotton, 1960
	3	vs. Texas A&M, CFA, 2013
8.	4	vs. Southern California, Rose, 1938
	4	vs. Texas Tech, AA, 1989
	4	vs. Arizona State, HSun, 2014
	4	vs. Temple, WOI, 2018

Fewest Points Allowed, Half

1.	0 (1st)	vs. Southern California, Rose, 1938
	0 (1st)	vs. Nebraska, Orange, 1954
	0 (1st)	vs. Arkansas, Cotton, 1960
	0 (2nd)	vs. No. Illinois, QL, 2017
	0 (2nd)	vs. Temple, WOI, 2018
6.	6 (2nd)	vs. Arkansas, Cotton, 1960
7.	7 (2nd)	vs. Southern California, Rose, 1938
	7 (1st)	vs. Oregon State, Rose, 1941
	7 (2nd)	vs. Alabama, Sugar, 1944
	7 (2nd)	vs. Nebraska, Orange, 1954

Fewest Points Allowed, Game

1.	6	vs. Arkansas, Cotton, 1960
2.	7	vs. Southern California, Rose, 1938
	7	vs. Nebraska, Orange, 1954
	14	vs. No. Illinois, QL, 2017
5.	20	vs. Oregon State, Rose, 1941
6.	26	vs. Alabama, Sugar, 1944
7.	27	vs. Temple, WOI, 2018
8.	34	vs. Wisconsin, HOF, 1994
9.	36	vs. Arizona State, HSun, 2014
10.	41	vs. Indiana, NEP, 2015

Fewest Total Yards Allowed, Game

1.	114	vs. Nebraska, Orange, 1954
2.	223	vs. Southern California, Rose, 1938
	223	vs. Arkansas, Cotton, 1960
4.	244	vs. Alabama, Sugar, 1944
5.	281	vs. Temple, WOI, 2018
6.	285	vs. Oklahoma, Orange, 1957
7.	299	vs. No. Illinois, QL, 2017
8.	323	vs. Oregon State, Rose, 1941
9.	392	vs. Arizona State, HSun, 2014
10.	446	vs. Wisconsin, HOF, 1994

Fewest Offensive Yards Per Play**Average Allowed, Game**

1.	3.75 (75-281)	vs. Temple, WOI, 2018
2.	4.68 (69-323)	vs. Oregon State, Rose, 1941
3.	5.25 (57-299)	vs. No. Illinois, QL, 2017
4.	5.68 (69-392)	vs. Arizona State, HSun, 2014
5.	6.10 (40-244)	vs. Alabama, Sugar, 1944
6.	6.27 (83-520)	vs. Texas Tech, AA, 1989
7.	6.56 (68-446)	vs. Wisconsin, HOF, 1994
8.	6.74 (99-667)	vs. Indiana, NEP, 2015
9.	7.96 (68-541)	vs. Texas A&M, CFA, 2013
10.	10.45 (53-554)	vs. Cincinnati, Belk, 2012

Fewest Rushing Yards Allowed, Game

1.	53	vs. Temple, WOI, 2018
2.	65	vs. No. Illinois, QL, 2017
3.	87	vs. Nebraska, Orange, 1954
4.	109	vs. Alabama, Sugar, 1944
5.	130	vs. Southern California, Rose, 1938
6.	152	vs. Arkansas, Cotton, 1960
	152	vs. Arizona State, HSun, 2014
8.	159	vs. Texas A&M, CFA, 2013
9.	171	vs. Oklahoma, Orange, 1957
10.	174	vs. Oregon State, Rose, 1941

Fewest Passing Yards Allowed, Game

1.	27	vs. Nebraska, Orange, 1954
2.	71	vs. Arkansas, Cotton, 1960
3.	93	vs. Southern California, Rose, 1938
4.	114	vs. Oklahoma, Orange, 1957
5.	135	vs. Alabama, Sugar, 1944
6.	149	vs. Oregon State, Rose, 1941
7.	161	vs. Wisconsin, HOF, 1994
8.	171	vs. Texas Tech, AA, 1989
9.	228	vs. Temple, WOI, 2018
10.	234	vs. No. Illinois, QL, 2017

Fewest First Downs Allowed, Game

1.	6	vs. Nebraska, Orange, 1954
2.	10	vs. Alabama, Sugar, 1944
3.	11	vs. Oklahoma, Orange, 1957
4.	13	vs. Arkansas, Cotton, 1960
	13	vs. No. Illinois, QL, 2017
6.	14	vs. Southern California, Rose, 1938
7.	17	vs. Oregon State, Rose, 1941
8.	18	vs. Cincinnati, Belk, 2012
9.	19	vs. Temple, WOI, 2018
10.	20	vs. Wisconsin, HOF, 1994

Fewest Third Down Conversions Allowed, Game

1.	1	vs. Oregon State, Rose, 1941
	1	vs. Nebraska, Orange, 1954
	1	vs. No. Illinois, QL, 2017
4.	3	vs. Southern California, Rose, 1938
	3	vs. Cincinnati, Belk, 2012
6.	4	vs. Oklahoma, Orange, 1957
	4	vs. Texas A&M, CFA, 2013
	4	vs. Arizona State, HSun, 2014
9.	6	vs. Alabama, Sugar, 1944
	6	vs. Temple, WOI, 2018

Lowest Third Down Conversion Pct.**Allowed, Game**

1.	.083 (1-12)	vs. No. Illinois, QL, 2017
2.	.111 (1-9)	vs. Oregon State, Rose, 1941
3.	.308 (4-13)	vs. Arizona State, HSun, 2014
4.	.429 (6-14)	vs. Temple, WOI, 2018
5.	.444 (4-9)	vs. Texas A&M, CFA, 2013
6.	.300 (3-10)	vs. Cincinnati, Belk, 2012
7.	.500 (10-20)	vs. Texas Tech, AA, 1989
	.500 (10-20)	vs. Indiana, NEP, 2015
9.	.583 (7-12)	vs. Wisconsin, HOF, 1994
10.	.750 (6-8)	vs. Alabama, Sugar, 1944

Most Tackles For Loss, Game

1.	8.0	vs. Texas Tech, AA, 1989
	8.0	vs. No. Illinois, QL, 2017
3.	7.0	vs. So. California, Rose, 1938
4.	6.0	vs. Temple, WOI, 2018
5.	5.0	vs. Oregon State, Rose, 1941
	5.0	vs. Nebraska, Orange, 1954
7.	4.0	vs. Cincinnati, Belk, 2012
	4.0	vs. Arizona State, HSun, 2014
9.	3.0	vs. Alabama, Sugar, 1944
	3.0	vs. Oklahoma, Orange, 1957
	3.0	vs. Arkansas, Cotton, 1960
	3.0	vs. Texas A&M, CFA, 2013
	3.0	vs. Indiana, NEP, 2015

Most Sacks, Game

1.	4.0	vs. Texas Tech, AA, 1989
2.	3.0	vs. Arizona State, HSun, 2014
	3.0	vs. Temple, WOI, 2018
4.	2.0	vs. Nebraska, Orange, 1954
	2.0	vs. Cincinnati, Belk, 2012
	2.0	vs. No. Illinois, QL, 2017

Most Interceptions, Game

1.	3	vs. Southern California, Rose, 1938
	3	vs. Oklahoma, Orange, 1957
3.	2	vs. Oregon State, Rose, 1941
	2	vs. Nebraska, Orange, 1954
	2	vs. Indiana, NEP, 2015
6.	1	vs. Arkansas, Cotton, 1960
	1	vs. Wisconsin, HOF, 1994
	1	vs. Temple, WOI, 2018

Most Fumble Recoveries, Game

1.	2	vs. Arkansas, Cotton, 1960
	2	vs. Wisconsin, HOF, 1994
3.	1	vs. Oregon State, Rose, 1941
	1	vs. Alabama, Sugar, 1944
	1	vs. Oklahoma, Orange, 1957
	1	vs. Indiana, NEP, 2015
	1	vs. Temple, WOI, 2018

Most Total Turnovers Forced, Game*(INT-FR)*

1.	4 (3-1)	vs. Southern California, Rose, 1938
	4 (3-1)	vs. Oklahoma, Orange, 1957
3.	3 (2-1)	vs. Oregon State, Rose, 1941
	3 (2-1)	vs. Arkansas, Cotton, 1960
	3 (1-2)	vs. Wisconsin, HOF, 1994
	3 (2-1)	vs. Indiana, NEP, 2015
7.	2 (2-0)	vs. Nebraska, Orange, 1954
	2 (1-1)	vs. Temple, WOI, 2018
9.	1 (0-1)	vs. Alabama, Sugar, 1944

Most PBU's, Game

1.	8	vs. Temple, WOI, 2018
2.	4	vs. Indiana, NEP, 2015
3.	3	vs. Oregon State, Rose, 1941
	3	vs. Nebraska, Orange, 1954
	3	vs. Oklahoma, Orange, 1957
	3	vs. Cincinnati, Belk, 2012
	3	vs. No. Illinois, QL, 2017
8.	2	vs. Texas Tech, AA, 1989
	2	vs. Arizona State, HSun, 2014
10.	1	vs. Southern California, Rose, 1938
	1	vs. Arkansas, Cotton, 1960
	1	vs. Wisconsin, HOF, 1994
	1	vs. Texas A&M, CFA, 2013

Most QB Pressures, Game

1.	6	vs. No. Illinois, QL, 2017
2.	5	vs. Indiana, NEP, 2015

BOWL GAME RECORDS • INDIVIDUAL

Most Passing Yards, Quarter

1. Daniel Jones (3rd)	180 vs. Temple, WOI, 2018
2. Spence Fischer (4th)	154 vs. Wisconsin, HOF, 1994
3. Sean Renfree (3rd)	152 vs. Cincinnati, Belk, 2012
4. Dave Brown (2nd)	136 vs. Texas Tech, AA, 1989
5. Daniel Jones (2nd)	128 vs. Temple, WOI, 2018
6. Dave Brown (4th)	121 vs. Texas Tech, AA, 1989
Anthony Boone (4th)	121 vs. Texas A&M, CFA, 2013
8. Daniel Jones (2nd)	117 vs. No. Illinois, QL, 2017
9. Anthony Boone (2nd)	116 vs. Texas A&M, CFA, 2013
10. Anthony Boone (1st)	114 vs. Texas A&M, CFA, 2013

Most Passing Yards, Half

1. Sean Renfree (2nd)	241 vs. Cincinnati, Belk, 2012
2. Anthony Boone (1st)	230 vs. Texas A&M, CFA, 2013
3. Daniel Jones (2nd)	224 vs. Temple, WOI, 2018
4. Daniel Jones (1st)	199 vs. Temple, WOI, 2018
5. Anthony Boone (2nd)	197 vs. Texas A&M, CFA, 2013
6. Spence Fischer (2nd)	181 vs. Wisconsin, HOF, 1994
7. Daniel Jones (1st)	178 vs. No. Illinois, QL, 2017
8. Sean Renfree (1st)	161 vs. Cincinnati, Belk, 2012
9. Dave Brown (1st)	136 vs. Texas Tech, AA, 1989
10. Spence Fischer (1st)	133 vs. Wisconsin, HOF, 1994

Most Passing Yards, Game

1. Anthony Boone	427 vs. Texas A&M, CFA, 2013
2. Daniel Jones	423 vs. Temple, WOI, 2018
3. Sean Renfree	358 vs. Cincinnati, Belk, 2012
4. Spence Fischer	314 vs. Wisconsin, HOF, 1994
5. Dave Brown	268 vs. Texas Tech, AA, 1989
6. Daniel Jones	252 vs. No. Illinois, QL, 2017
7. Anthony Boone	193 vs. Arizona State, HSun, 2014
8. Thomas Sirk	163 vs. Indiana, NEP, 2015
9. Don Altman	89 vs. Arkansas, Cotton, 1960
10. Jerry Barger	82 vs. Nebraska, Orange, 1954

Highest Pass Completion Pct., Quarter (10 att.)

1. Sean Renfree (11-12; 3rd)	.917 vs. Cincinnati, Belk, 2012
2. Daniel Jones (12-14; 3rd)	.857 vs. Temple, WOI, 2018
3. Daniel Jones (10-12; 2nd)	.833 vs. No. Illinois, QL, 2017
4. Sean Renfree (9-11; 2nd)	.818 vs. Cincinnati, Belk, 2012
5. Anthony Boone (8-10; 2nd)	.800 vs. Texas A&M, CFA, 2013
6. Daniel Jones (9-12; 2nd)	.750 vs. Temple, WOI, 2018
7. Dave Brown (8-12; 2nd)	.667 vs. Texas Tech, AA, 1989

Highest Pass Completion Pct., Half (12 att.)

1. Daniel Jones (17-21; 2nd)	.810 vs. Temple, WOI, 2018
2. Sean Renfree (20-25; 2nd)	.800 vs. Cincinnati, Belk, 2012
3. Anthony Boone (13-17; 1st)	.765 vs. Texas A&M, CFA, 2013
4. Daniel Jones (17-23; 1st)	.739 vs. No. Illinois, QL, 2017
5. Sean Renfree (17-24; 1st)	.708 vs. Cincinnati, Belk, 2012
6. Dave Brown (8-12; 1st)	.667 vs. Texas Tech, AA, 1989

Highest Pass Completion Pct., Game (15 att.)

1. Don Altman (13-16)	.812 vs. Arkansas, Cotton, 1960
2. Sean Renfree (37-49)	.755 vs. Cincinnati, Belk, 2012
3. Daniel Jones (30-41)	.732 vs. Temple, WOI, 2018
4. Daniel Jones (27-40)	.675 vs. No. Illinois, QL, 2017
5. Anthony Boone (29-45)	.644 vs. Texas A&M, CFA, 2013
6. Spence Fischer (28-46)	.609 vs. Wisconsin, HOF, 1994
7. Dave Brown (17-30)	.567 vs. Texas Tech, AA, 1989
8. Anthony Boone (15-31)	.484 vs. Arizona State, HSun, 2014
9. Thomas Sirk (17-37)	.459 vs. Indiana, NEP, 2015

Highest Pass Efficiency, Game (15 att.)

1. Daniel Jones	190.32 vs. Temple, WOI, 2018
2. Dave Brown	158.04 vs. Texas Tech, AA, 1989
3. Anthony Boone	157.26 vs. Texas A&M, CFA, 2013
4. Don Altman	148.48 vs. Arkansas, Cotton, 1960
5. Daniel Jones	136.92 vs. No. Illinois, QL, 2017
6. Sean Renfree	135.45 vs. Cincinnati, Belk, 2012
7. Anthony Boone	115.52 vs. Arizona State, HSun, 2014
8. Spence Fischer	100.82 vs. Wisconsin, HOF, 1994
9. Thomas Sirk	81.06 vs. Indiana, NEP, 2015

Most Pass Completions, Quarter

1. Spence Fischer (4th)	13 vs. Wisconsin, HOF, 1994
2. Daniel Jones (3rd)	12 vs. Temple, WOI, 2018
3. Sean Renfree (3rd)	11 vs. Cincinnati, Belk, 2012
Anthony Boone (4th)	11 vs. Texas A&M, CFA, 2013
5. Daniel Jones (2nd)	10 vs. No. Illinois, QL, 2017
6. Sean Renfree (2nd)	9 vs. Cincinnati, Belk, 2012
Sean Renfree (4th)	9 vs. Cincinnati, Belk, 2012
Daniel Jones (2nd)	9 vs. Temple, WOI, 2018

Most Pass Completions, Half

1. Sean Renfree (2nd)	20 vs. Cincinnati, Belk, 2012
2. Sean Renfree (1st)	17 vs. Cincinnati, Belk, 2012
Daniel Jones (1st)	17 vs. No. Illinois, QL, 2017
Daniel Jones (2nd)	17 vs. Temple, WOI, 2018
5. Spence Fischer (2nd)	16 vs. Wisconsin, HOF, 1994
Anthony Boone (2nd)	16 vs. Texas A&M, CFA, 2013

Most Pass Completions, Game

1. Sean Renfree	37 vs. Cincinnati, Belk, 2012
2. Daniel Jones	30 vs. Temple, WOI, 2018
3. Anthony Boone	29 vs. Texas A&M, CFA, 2013
4. Spence Fischer	28 vs. Wisconsin, HOF, 1994
5. Daniel Jones	27 vs. No. Illinois, QL, 2017
6. Dave Brown	17 vs. Texas Tech, AA, 1989
Thomas Sirk	17 vs. Indiana, NEP, 2015
8. Anthony Boone	15 vs. Arizona State, HSun, 2014
9. Don Altman	13 vs. Arkansas, Cotton, 1960
10. Jerry Barger	7 vs. Nebraska, Orange, 1954
Billy Ray	7 vs. Texas Tech, AA, 1989

Most Pass Completions of 20+ Yards, Game

1. Anthony Boone	9 vs. Texas A&M, CFA, 2013
2. Daniel Jones	7 vs. Temple, WOI, 2018
3. Dave Brown	5 vs. Texas Tech, AA, 1989
4. Spence Fischer	3 vs. Wisconsin, HOF, 1994
Sean Renfree	3 vs. Cincinnati, Belk, 2012
Daniel Jones	3 vs. No. Illinois, QL, 2017

Most Pass Attempts, Quarter

1. Anthony Boone (4th)	21 vs. Texas A&M, CFA, 2013
2. Spence Fischer (4th)	19 vs. Wisconsin, HOF, 1994
3. Dave Brown (4th)	16 vs. Texas Tech, AA, 1989
4. Daniel Jones (3rd)	14 vs. Temple, WOI, 2018
5. Sean Renfree (1st)	13 vs. Cincinnati, Belk, 2012
Sean Renfree (4th)	13 vs. Cincinnati, Belk, 2012
Anthony Boone (4th)	13 vs. Arizona State, HSun, 2014
8. Dave Brown (2nd)	12 vs. Texas Tech, AA, 1989
Sean Renfree (3rd)	12 vs. Cincinnati, Belk, 2012
Thomas Sirk (4th)	12 vs. Indiana, NEP, 2015
Daniel Jones (2nd)	12 vs. No. Illinois, QL, 2017
Daniel Jones (3rd)	12 vs. No. Illinois, QL, 2017
Daniel Jones (2nd)	12 vs. Temple, WOI, 2018

Most Pass Attempts, Half

1. Anthony Boone (2nd)	28 vs. Texas A&M, CFA, 2013
2. Spence Fischer (2nd)	27 vs. Wisconsin, HOF, 1994
3. Sean Renfree (2nd)	25 vs. Cincinnati, Belk, 2012
4. Sean Renfree (1st)	24 vs. Cincinnati, Belk, 2012
5. Daniel Jones (1st)	23 vs. No. Illinois, QL, 2017
6. Daniel Jones (2nd)	21 vs. Temple, WOI, 2018
7. Thomas Sirk (2nd)	20 vs. Indiana, NEP, 2015
Daniel Jones (1st)	20 vs. Temple, WOI, 2018
9. Dave Brown (2nd)	18 vs. Texas Tech, AA, 1989

Most Pass Attempts, Game

1. Sean Renfree	49 vs. Cincinnati, Belk, 2012
2. Spence Fischer	46 vs. Wisconsin, HOF, 1994
3. Anthony Boone	45 vs. Texas A&M, CFA, 2013
4. Daniel Jones	41 vs. Temple, WOI, 2018
5. Daniel Jones	40 vs. No. Illinois, QL, 2017
6. Thomas Sirk	37 vs. Indiana, NEP, 2015
7. Anthony Boone	31 vs. Arizona State, HSun, 2014
8. Dave Brown	30 vs. Texas Tech, AA, 1989
9. Don Altman	16 vs. Arkansas, Cotton, 1960
10. Eric Tipton	13 vs. Southern California, Rose, 1938

Most Pass Attempts Without An INT, Game

1. Daniel Jones	40 vs. No. Illinois, QL, 2017
2. Don Altman	15 vs. Texas Tech, AA, 1989
3. Jerry Barger	9 vs. Nebraska, Orange, 1954

Average Yards Per Completion, Game (15 att.)

1. Dave Brown (17-268)	15.77 vs. Texas Tech, AA, 1989
2. Anthony Boone (29-427)	14.72 vs. Texas A&M, CFA, 2013
3. Daniel Jones (30-423)	14.10 vs. Temple, WOI, 2018
4. Anthony Boone (15-193)	12.87 vs. Arizona State, HSun, 2014
5. Spence Fischer (28-314)	11.21 vs. Wisconsin, HOF, 1994
6. Sean Renfree (37-358)	9.68 vs. Cincinnati, Belk, 2012
7. Thomas Sirk (17-163)	9.59 vs. Indiana, NEP, 2015
8. Daniel Jones (27-252)	9.33 vs. No. Illinois, QL, 2017
9. Don Altman (12-83)	6.92 vs. Arkansas, Cotton, 1960

Average Yards Per Attempt, Game (15 att.)

1. Daniel Jones (41-423)	10.32 vs. Temple, WOI, 2018
2. Anthony Boone (45-427)	9.49 vs. Texas A&M, CFA, 2013
3. Dave Brown (30-268)	8.93 vs. Texas Tech, AA, 1989
4. Sean Renfree (49-358)	7.31 vs. Cincinnati, Belk, 2012
5. Spence Fischer (46-314)	6.83 vs. Wisconsin, HOF, 1994
6. Daniel Jones (40-252)	6.30 vs. No. Illinois, QL, 2017
7. Anthony Boone (31-193)	6.23 vs. Arizona State, HSun, 2014
8. Don Altman (15-83)	5.53 vs. Arkansas, Cotton, 1960
9. Thomas Sirk (37-163)	4.41 vs. Indiana, NEP, 2015

Most Touchdown Passes, Quarter

1. Dave Brown (2nd)	2 vs. Texas Tech, AA, 1989
Daniel Jones (2nd)	2 vs. No. Illinois, QL, 2017
Daniel Jones (2nd)	2 vs. Temple, WOI, 2018
Daniel Jones (3rd)	2 vs. Temple, WOI, 2018
5. Jerry Barger (2nd)	1 vs. Nebraska, Orange, 1954
Jerry Barger (3rd)	1 vs. Nebraska, Orange, 1954
Don Altman (4th)	1 vs. Arkansas, Cotton, 1960
Dave Brown (4th)	1 vs. Texas Tech, AA, 1989
Brandon Connette (3rd)	1 vs. Cincinnati, Belk, 2012
Sean Renfree (4th)	1 vs. Cincinnati, Belk, 2012
Anthony Boone (1st)	1 vs. Texas A&M, CFA, 2013
Anthony Boone (2nd)	1 vs. Texas A&M, CFA, 2013
Anthony Boone (4th)	1 vs. Texas A&M, CFA, 2013
Anthony Boone (2nd)	1 vs. Arizona State, HSun, 2014
Anthony Boone (4th)	1 vs. Arizona State, HSun, 2014
Jamison Crowder (4th)	1 vs. Arizona State, HSun, 2014
Thomas Sirk (3rd)	1 vs. Indiana, NEP, 2015
Daniel Jones (4th)	1 vs. Temple, WOI, 2018

Most Touchdown Passes, Half

1. Daniel Jones (2nd)	3 vs. Temple, WOI, 2018
2. Dave Brown (1st)	2 vs. Texas Tech, AA, 1989
Anthony Boone (1st)	2 vs. Texas A&M, CFA, 2013
Daniel Jones (1st)	2 vs. No. Illinois, QL, 2017
Daniel Jones (1st)	2 vs. Temple, WOI, 2018
6. Jerry Barger (1st)	1 vs. Nebraska, Orange, 1954
Jerry Barger (2nd)	1 vs. Nebraska, Orange, 1954
Don Altman (2nd)	1 vs. Arkansas, Cotton, 1960
Dave Brown (2nd)	1 vs. Texas Tech, AA, 1989
Brandon Connette (2nd)	1 vs. Cincinnati, Belk, 2012
Sean Renfree (2nd)	1 vs. Cincinnati, Belk, 2012
Anthony Boone (2nd)	1 vs. Texas A&M, CFA, 2013
Anthony Boone (1st)	1 vs. Arizona State, HSun, 2014
Anthony Boone (2nd)	1 vs. Arizona State, HSun, 2014
Jamison Crowder (2nd)	1 vs. Arizona State, HSun, 2014
Thomas Sirk (2nd)	1 vs. Indiana, NEP, 2015

Most Touchdown Passes, Game

1. Daniel Jones	5 vs. Temple, WOI, 2018
2. Dave Brown	3 vs. Texas Tech, AA, 1989
Anthony Boone	3 vs. Texas A&M, CFA, 2013
4. Jerry Barger	2 vs. Nebraska, Orange, 1954
Anthony Boone	2 vs. Arizona State, HSun, 2014
Daniel Jones	2 vs. No. Illinois, QL, 2017
7. Don Altman	1 vs. Arkansas, Cotton, 1960
Brandon Connette	1 vs. Cincinnati, Belk, 2012
Sean Renfree	1 vs. Cincinnati, Belk, 2012
Jamison Crowder	1 vs. Arizona State, HSun, 2014
Thomas Sirk	1 vs. Indiana, NEP, 2015

Most Rushing Yards, Quarter

1. Thomas Sirk (2nd)	97 vs. Indiana, NEP, 2015
2. Shaun Wilson (1st)	88 vs. Indiana, NEP, 2015
3. George Clark (1st)	73 vs. Alabama, Sugar, 1944
4. Steve Lach (3rd)	63 vs. Oregon State, Rose, 1941
5. Josh Snead (4th)	58 vs. Cincinnati, Belk, 2012
6. Daniel Jones (3rd)	56 vs. No. Illinois, QL, 2017
7. Eric Tipton (2nd)	55 vs. So. California, Rose, 1938
8. Josh Snead (2nd)	52 vs. Texas A&M, CFA, 2013
9. Tom Davis (3rd)	50 vs. Alabama, Sugar, 1944
10. Tom Davis (4th)	48 vs. Alabama, Sugar, 1944
11. Cliff Lewis (2nd)	46 vs. Alabama, Sugar, 1944
Bob Pascal (3rd)	46 vs. Nebraska, Orange, 1954
13. Tom Davis (2nd)	45 vs. Oregon State, Rose, 1941
14. Jela Duncan (3rd)	42 vs. Indiana, NEP, 2015
15. Steve Lach (4th)	40 vs. Oregon State, Rose, 1941
Robert Baldwin (2nd)	40 vs. Wisconsin, HOF, 1994
Shaquille Powell (3rd)	40 vs. Arizona State, HSun, 2014

Most Rushing Yards, Half

1. Steve Lach (2nd)	103 vs. Oregon State, Rose, 1941
Thomas Sirk (1st)	103 vs. Indiana, NEP, 2015
3. Tom Davis (2nd)	98 vs. Alabama, Sugar, 1944
4. Shaun Wilson (1st)	89 vs. Indiana, NEP, 2015
5. George Clark (1st)	68 vs. Alabama, Sugar, 1944
6. Shaquille Powell (2nd)	67 vs. Arizona State, HSun, 2014
7. Eric Tipton (1st)	62 vs. So. California, Rose, 1938
Josh Snead (2nd)	62 vs. Cincinnati, Belk, 2012
9. Josh Snead (1st)	61 vs. Texas A&M, CFA, 2013
10. George Clark (2nd)	54 vs. Alabama, Sugar, 1944
11. Tom Davis (2nd)	53 vs. Oregon State, Rose, 1941
Cliff Lewis (1st)	53 vs. Alabama, Sugar, 1944

Most Rushing Yards, Game

1. Thomas Sirk	155 vs. Indiana, NEP, 2015
2. Steve Lach	124 vs. Oregon State, Rose, 1941
3. George Clark	122 vs. Alabama, Sugar, 1944
4. Shaquille Powell	117 vs. Arizona State, HSun, 2014
5. Jela Duncan	109 vs. Indiana, NEP, 2015
6. Josh Snead	107 vs. Cincinnati, Belk, 2012
7. Tom Davis	105 vs. Alabama, Sugar, 1944
8. Josh Snead	104 vs. Texas A&M, CFA, 2013
9. Shaun Wilson	103 vs. Indiana, NEP, 2015
10. Bob Pascal	92 vs. Nebraska, Orange, 1954
Juwan Thompson	92 vs. Texas A&M, CFA, 2013
12. Daniel Jones	86 vs. No. Illinois, QL, 2017
13. Wray Carlton	83 vs. Oklahoma, Orange, 1957
14. Shaun Wilson	75 vs. No. Illinois, QL, 2017
15. George Dutrow	70 vs. Oklahoma, Orange, 1957
Robert Baldwin	70 vs. Wisconsin, HOF, 1994
17. Cliff Lewis	54 vs. Alabama, Sugar, 1944
18. Eric Tipton	52 vs. Southern California, Rose, 1938

Most Rushes of 15+ Yards, Game

1. Steve Lach	3 vs. Oregon State, Rose, 1941
Bob Pascal	3 vs. Nebraska, Orange, 1954
3. Eric Tipton	2 vs. Southern California, Rose, 1938
George Clark	2 vs. Alabama, Sugar, 1944
Wray Carlton	2 vs. Oklahoma, Orange, 1957
George Dutrow	2 vs. Oklahoma, Orange, 1957
Josh Snead	2 vs. Texas A&M, CFA, 2013
Jela Duncan	2 vs. Indiana, NEP, 2015
Thomas Sirk	2 vs. Indiana, NEP, 2015
Daniel Jones	2 vs. No. Illinois, QL, 2017

Most Rushing Attempts, Quarter

1. Tom Davis (3rd)	11 vs. Alabama, Sugar, 1944
Tom Davis (4th)	11 vs. Alabama, Sugar, 1944
3. Shaquille Powell (3rd)	10 vs. Arizona State, HSun, 2014
4. Robert Baldwin (2nd)	9 vs. Wisconsin, HOF, 1994
Shaquille Powell (4th)	9 vs. Arizona State, HSun, 2014
6. Josh Snead (4th)	8 vs. Cincinnati, Belk, 2012
7. Cliff Lewis (2nd)	7 vs. Alabama, Sugar, 1944
Thomas Sirk (2nd)	7 vs. Indiana, NEP, 2015
Thomas Sirk (4th)	7 vs. Indiana, NEP, 2015
Shaun Wilson (1st)	7 vs. No. Illinois, QL, 2017

Most Rushing Attempts, Half

1. Tom Davis (2nd)	21 vs. Alabama, Sugar, 1944
2. Shaquille Powell (2nd)	19 vs. Arizona State, HSun, 2014
3. Robert Baldwin (1st)	12 vs. Wisconsin, HOF, 1994
4. Thomas Sirk (2nd)	11 vs. Indiana, NEP, 2015
5. Josh Snead (2nd)	10 vs. Cincinnati, Belk, 2012
Shaun Wilson (1st)	10 vs. No. Illinois, QL, 2017
Daniel Jones (2nd)	10 vs. No. Illinois, QL, 2017

Most Rushing Attempts, Game

1. Shaquille Powell	29 vs. Arizona State, HSun, 2014
2. Tom Davis	27 vs. Alabama, Sugar, 1944
3. Robert Baldwin	21 vs. Wisconsin, HOF, 1994
4. Thomas Sirk	20 vs. Indiana, NEP, 2015
5. Josh Snead	17 vs. Cincinnati, Belk, 2012
Josh Snead	17 vs. Texas A&M, CFA, 2013
7. Eric Tipton	16 vs. So. California, Rose, 1938
Daniel Jones	16 vs. No. Illinois, QL, 2017
Shaun Wilson	16 vs. No. Illinois, QL, 2017
10. Wray Carlton	15 vs. Oklahoma, Orange, 1957
11. Tom Davis	14 vs. Oregon State, Rose, 1941
George Clark	14 vs. Alabama, Sugar, 1944
George Dutrow	14 vs. Oklahoma, Orange, 1957

Highest Rushing Yards Per Attempt, Game (15)

1. Thomas Sirk (20-155)	7.75 vs. Indiana, NEP, 2015
2. Josh Snead (17-107)	6.29 vs. Cincinnati, Belk, 2012
3. Josh Snead (17-104)	6.12 vs. Texas A&M, CFA, 2013
4. Wray Carlton (15-83)	5.53 vs. Oklahoma, Orange, 1957
5. Daniel Jones (16-86)	5.38 vs. No. Illinois, QL, 2017
6. Shaun Wilson (16-75)	4.69 vs. No. Illinois, QL, 2017
7. Shaquille Powell (29-117)	4.03 vs. Arizona State, HSun, 2014
8. Tom Davis (27-105)	3.89 vs. Alabama, Sugar, 1944
9. Robert Baldwin (21-70)	3.33 vs. Wisconsin, HOF, 1994

Most Rushing Touchdowns, Game

1. George Clark	2 vs. Alabama, Sugar, 1944
Tom Davis	2 vs. Alabama, Sugar, 1944
Hal McElhaneey	2 vs. Oklahoma, Orange, 1957
Robert Baldwin	2 vs. Wisconsin, HOF, 1994
Thomas Sirk	2 vs. Indiana, NEP, 2015
6. Steve Lach	1 vs. Oregon State, Rose, 1941
Winston Siegfried	1 vs. Oregon State, Rose, 1941
Sam Eberdt	1 vs. Nebraska, Orange, 1954
Nick McKeithan	1 vs. Nebraska, Orange, 1954
Bob Pascal	1 vs. Nebraska, Orange, 1954
George Dutrow	1 vs. Oklahoma, Orange, 1957
Brandon Connette	1 vs. Cincinnati, Belk, 2012
Anthony Boone	1 vs. Texas A&M, CFA, 2013
Brandon Connette	1 vs. Texas A&M, CFA, 2013
Josh Snead	1 vs. Texas A&M, CFA, 2013
Shaun Wilson	1 vs. Indiana, NEP, 2015
Brittain Brown	1 vs. No. Illinois, QL, 2017
Daniel Jones	1 vs. No. Illinois, QL, 2017
Shaun Wilson	1 vs. No. Illinois, QL, 2017
Brittain Brown	1 vs. Temple, WOI, 2018
Quentin Harris	1 vs. Temple, WOI, 2018

Most Pass Receptions, Quarter

1. Tee Moorman (4th)	6 vs. Arkansas, Cotton, 1960
Jon Jensen (4th)	6 vs. Wisconsin, 1994
Bill Khayat (2nd)	6 vs. Wisconsin, HOF, 1994
T.J. Rahming (3rd)	6 vs. Temple, WOI, 2018
5. Jamison Crowder (2nd)	5 vs. Texas A&M, CFA, 2013
6. Conner Vernon (4th)	4 vs. Cincinnati, Belk, 2012
Jamison Crowder (4th)	4 vs. Texas A&M, CFA, 2013
Jamison Crowder (4th)	4 vs. Arizona State, HSun, 2014
T.J. Rahming (2nd)	4 vs. No. Illinois, QL, 2017

Most Pass Receptions, Half

1. T.J. Rahming (2nd)	8 vs. Temple, WOI, 2018
2. Bill Khayat (1st)	7 vs. Wisconsin, HOF, 1994
3. Jon Jensen (2nd)	6 vs. Wisconsin, 1994
Conner Vernon (2nd)	6 vs. Cincinnati, Belk, 2012
Jamison Crowder (1st)	6 vs. Texas A&M, CFA, 2013
Jamison Crowder (2nd)	6 vs. Texas A&M, CFA, 2013
7. Jamison Crowder (2nd)	5 vs. Arizona State, HSun, 2014

Most Pass Receptions, Game

1. Jamison Crowder	12 vs. Texas A&M, CFA, 2013
T.J. Rahming	12 vs. Temple, WOI, 2018
3. Bill Khayat	11 vs. Wisconsin, HOF, 1994
4. Conner Vernon	10 vs. Cincinnati, Belk, 2012
5. Tee Moorman	8 vs. Alabama, Sugar, 1944
6. Jamison Crowder	7 vs. Arizona State, HSun, 2014
7. Clarkston Hines	6 vs. Texas Tech, AA, 1989
Jon Jensen	6 vs. Wisconsin, HOF, 1994
Jamison Crowder	6 vs. Cincinnati, Belk, 2012
Braxton Deaver	6 vs. Texas A&M, CFA, 2013
11. Dave Concan	5 vs. Texas Tech, AA, 1989
Jela Duncan	5 vs. Cincinnati, Belk, 2012
Desmond Scott	5 vs. Cincinnati, Belk, 2012
Daniel Helm	5 vs. No. Illinois, QL, 2017
Chris Taylor	5 vs. No. Illinois, QL, 2017

Most Pass Receptions of 20+ Yards, Game

1. T.J. Rahming	4 vs. Temple, WOI, 2018
2. Jamison Crowder	3 vs. Texas A&M, CFA, 2013
Braxton Deaver	3 vs. Texas A&M, CFA, 2014
4. Bob Gantt	2 vs. Oregon State, Rose, 1941
Clarkston Hines	2 vs. Texas Tech, AA, 1989

Most Receiving Yards, Quarter

1. T.J. Rahming (3rd)	140 vs. Temple, WOI, 2018
2. Jon Jensen (4th)	97 vs. Wisconsin, HOF, 1994
3. Jamison Crowder (2nd)	89 vs. Texas A&M, CFA, 2013
4. Bill Khayat (2nd)	71 vs. Wisconsin, HOF, 1994
5. Braxton Deaver (1st)	69 vs. Texas A&M, CFA, 2013
6. Jamison Crowder (4th)	65 vs. Arizona State, HSun, 2014
7. T.J. Rahming (2nd)	62 vs. No. Illinois, QL, 2017
T.J. Rahming (1st)	62 vs. Temple, WOI, 2018
9. Bob Gantt (2nd)	53 vs. Oregon State, Rose, 1941
10. Desmond Scott (3rd)	50 vs. Cincinnati, Belk, 2012

Most Receiving Yards, Half

1. T.J. Rahming (2nd)	150 vs. Temple, WOI, 2018
2. Jamison Crowder (1st)	114 vs. Texas A&M, CFA, 2013
3. Jon Jensen (2nd)	97 vs. Wisconsin, HOF, 1994
4. T.J. Rahming (1st)	90 vs. Temple, WOI, 2018
5. Bill Khayat (1st)	76 vs. Wisconsin, HOF, 1994
Jamison Crowder (2nd)	76 vs. Arizona State, HSun, 2014
7. Braxton Deaver (1st)	69 vs. Texas A&M, CFA, 2013
8. Clarkston Hines (2nd)	61 vs. Texas Tech, AA, 1989

Most Receiving Yards, Game

1. T.J. Rahming	240 vs. Temple, WOI, 2018
2. Jamison Crowder	163 vs. Texas A&M, CFA, 2013
3. Conner Vernon	119 vs. Cincinnati, Belk, 2012
4. Braxton Deaver	116 vs. Texas A&M, CFA, 2013
5. Clarkston Hines	112 vs. Texas Tech, AA, 1989
6. Bill Khayat	109 vs. Wisconsin, HOF, 1994
7. Jamison Crowder	102 vs. Arizona State, HSun, 2014
8. Jon Jensen	97 vs. Wisconsin, HOF, 1994
9. Bob Gantt	91 vs. Oregon State, Rose, 1941
10. Daniel Helm	73 vs. No. Illinois, QL, 2017
11. Dave Colonna	63 vs. Texas Tech, AA, 1989
12. T.J. Rahming	62 vs. No. Illinois, QL, 2017
13. Desmond Scott	60 vs. Cincinnati, Belk, 2012
14. Chris Taylor	56 vs. Temple, WOI, 2018
15. Sonny Sorrell	54 vs. Nebraska, Orange, 1954

Highest Yards Per Reception, Game (5 rec.)

1. T.J. Rahming (12-240)	20.00 vs. Temple, WOI, 2018
2. Braxton Deaver (6-116)	19.33 vs. Texas A&M, CFA, 2013
3. Clarkston Hines (6-112)	18.67 vs. Texas Tech, AA, 1989
4. Jon Jensen (6-97)	16.17 vs. Wisconsin, HOF, 1994
5. Daniel Helm (5-73)	14.60 vs. No. Illinois, QL, 2017
6. Jamison Crowder (7-102)	14.57 vs. Arizona State, HSun, 2014
7. Jamison Crowder (12-163)	13.58 vs. Texas A&M, CFA, 2013
8. Dave Colonna (5-63)	12.60 vs. Texas Tech, AA, 1989
9. Desmond Scott (5-60)	12.00 vs. Cincinnati, Belk, 2012
10. Conner Vernon (10-119)	11.90 vs. Cincinnati, Belk, 2012

Most Touchdown Receptions, Game

1. Dave Colonna	2 vs. Texas Tech, AA, 1989
T.J. Rahming	2 vs. Temple, WOI, 2018
3. Jerry Kocourek	1 vs. Nebraska, Orange, 1954
Sonny Sorrell	1 vs. Nebraska, Orange, 1954
Tee Moorman	1 vs. Arkansas, Cotton, 1960
Bud Zuberer	1 vs. Texas Tech, AA, 1989
David Reeves	1 vs. Cincinnati, Belk, 2012
Conner Vernon	1 vs. Cincinnati, Belk, 2012
Jamison Crowder	1 vs. Texas A&M, CFA, 2013
David Reeves	1 vs. Texas A&M, CFA, 2013
Josh Snead	1 vs. Texas A&M, CFA, 2013
Johnell Barnes	1 vs. Arizona State, HSun, 2014
Issac Blakeney	1 vs. Arizona State, HSun, 2014
Shaquille Powell	1 vs. Arizona State, HSun, 2014

Braxton Deaver	1 vs. Indiana, NEP, 2015
T.J. Rahming	1 vs. No. Illinois, QL, 2017
Shaun Wilson	1 vs. No. Illinois, QL, 2017
Jake Bobo	1 vs. Temple, WOI, 2018
Davis Koppenhaver	1 vs. Temple, WOI, 2018
Chris Taylor	1 vs. Temple, WOI, 2018

Most Total Offensive Yards, Game (Rush-Pass)

1. Anthony Boone (27-427)	454 vs. Texas A&M, CFA, 2013
2. Daniel Jones (6-423)	417 vs. Temple, WOI, 2018
3. Sean Renfree (6-358)	364 vs. Cincinnati, Belk, 2012
4. Daniel Jones (86-252)	338 vs. No. Illinois, QL, 2017
5. Spence Fischer (15-314)	329 vs. Wisconsin, HOF, 1994
6. Thomas Sirk (115-163)	318 vs. Indiana, NEP, 2015

Most Total Offensive Plays, Game (Rush-Pass)

1. Thomas Sirk (20-37)	57 vs. Indiana, NEP, 2015
2. Daniel Jones (16-40)	56 vs. No. Illinois, QL, 2017
3. Spence Fischer (6-46)	52 vs. Wisconsin, HOF, 1994
4. Sean Renfree (2-49)	51 vs. Cincinnati, Belk, 2012
5. Anthony Boone (5-45)	50 vs. Texas A&M, CFA, 2013

Most All-Purpose Yards, Game

1. T.J. Rahming	286 vs. Temple, WOI, 2018	(17 rushing, 240 receiving, 0 KOR, 29 PR)
2. Shaun Wilson	282 vs. Indiana, NEP, 2015	(103 rushing, 15 receiving, 164 KOR, 0 PR)
3. Tom Davis	202 vs. Alabama, Sugar, 1944	(105 rushing, -1 receiving, 98 KOR, 0 PR)
4. George Clark	173 vs. Alabama, Sugar, 1944	(122 rushing, 0 receiving, 44 KOR, 7 PR)
Jamison Crowder	173 vs. Arizona State, HSun, 2014	(3 rushing, 102 receiving, 0 KOR, 68 PR)
6. Shaquille Powell	169 vs. Arizona State, HSun, 2014	(117 rushing, 52 receiving, 0 KOR, 0 PR)
7. Jamison Crowder	163 vs. Texas A&M, CFA, 2013	(0 rushing, 163 receiving, 0 KOR, 0 PR)

Most Points, Game

1. Ross Martin (3 FG, 5 PAT)	14 vs. Indiana, NEP, 2015
2. George Clark (2 TD)	12 vs. Alabama, Sugar, 1944
Tom Davis (2 TD)	12 vs. Alabama, Sugar, 1944
Hal McElhane (2 TD)	12 vs. Oklahoma, Orange, 1957
Dave Colonna (2 TD)	12 vs. Texas Tech, AA, 1989
Robert Baldwin (2 TD)	12 vs. Wisconsin, HOF, 1994
Ross Martin (2 FG, 6 PAT)	12 vs. Texas A&M, CFA, 2013
Josh Snead (2 TD)	12 vs. Texas A&M, CFA, 2013
Thomas Sirk (2 TD)	12 vs. Indiana, NEP, 2015
Shaun Wilson (2 TD)	12 vs. Indiana, NEP, 2015
Shaun Wilson (2 TD)	12 vs. No. Illinois, QL, 2017
T.J. Rahming (2 TD)	12 vs. Temple, WOI, 2018

Total TD Responsibility, Game (Rush-Pass)

1. Daniel Jones (1-5)	6 vs. Temple, WOI, 2018
2. Anthony Boone (1-3)	4 vs. Texas A&M, CFA, 2013
3. Dave Brown (0-3)	3 vs. Texas Tech, AA, 1989
Thomas Sirk (1-2)	3 vs. Indiana, NEP, 2015
Daniel Jones (1-2)	3 vs. No. Illinois, QL, 2017

Most PATs Made, Game

1. Collin Wareham	8 vs. Temple, WOI, 2018
2. Ross Martin	6 vs. Texas A&M, CFA, 2013
3. Ross Martin	5 vs. Indiana, NEP, 2015
4. Jim Nelson	4 vs. Nebraska, Orange, 1954
Ross Martin	4 vs. Arizona State, HSun, 2014
6. Harold Raether	3 vs. Alabama, Sugar, 1944
Wray Carlton	3 vs. Oklahoma, Orange, 1957
Randy Gardner	3 vs. Texas Tech, AA, 1989
William Holmquist	3 vs. No. Illinois, QL, 2017

Most PATs Attempted, Game

1. Collin Wareham	8 vs. Temple, WOI, 2018
2. Ross Martin	6 vs. Texas A&M, CFA, 2013
3. Jim Nelson	5 vs. Nebraska, Orange, 1954
Ross Martin	5 vs. Indiana, NEP, 2015
5. Harold Raether	4 vs. Alabama, Sugar, 1944
Ross Martin	4 vs. Arizona State, HSun, 2014
William Holmquist	4 vs. No. Illinois, QL, 2017

Most Field Goals Made, Game

1. Ross Martin	3 vs. Indiana, NEP, 2015
2. Tom Cochran	2 vs. Wisconsin, HOF, 1994
Ross Martin	2 vs. Cincinnati, Belk, 2012
Ross Martin	2 vs. Texas A&M, CFA, 2013

Most Field Goals Attempted, Game

1. Ross Martin	3 vs. Cincinnati, Belk, 2012
Ross Martin	3 vs. Texas A&M, CFA, 2013
Ross Martin	3 vs. Indiana, NEP, 2015
4. Tom Cochran	2 vs. Wisconsin, HOF, 1994

Most Kickoff Returns, Game

1. DeVon Edwards	5 vs. Arizona State, HSun, 2014
2. Tom Davis	4 vs. Alabama, Sugar, 1944
Quinton McCracken	4 vs. Texas Tech, AA, 1989
Desmond Scott	4 vs. Cincinnati, Belk, 2012
Shaun Wilson	4 vs. Indiana, NEP, 2015

Most Kickoff Return Yards, Game

1. Shaun Wilson	164 vs. Indiana, NEP, 2015
2. DeVon Edwards	135 vs. Arizona State, HSun, 2014
3. Tom Davis	98 vs. Alabama, Sugar, 1944
4. Desmond Scott	75 vs. Cincinnati, Belk, 2012

Highest Kickoff Return Average, Game (3)

1. Shaun Wilson (4-164)	41.00 vs. Indiana, NEP, 2015
2. DeVon Edwards (5-135)	27.00 vs. Arizona State, HSun, 2014
3. Tom Davis (2-98)	24.50 vs. Oregon State, Rose, 1942
Tom Davis (4-98)	24.50 vs. Alabama, Sugar, 1944
5. Deon Jackson (3-59)	19.67 vs. Temple, WOI, 2018

Most Punt Returns, Game

1. Bob Spangler	4 vs. Southern California, Rose, 1938
2. Jamison Crowder	3 vs. Cincinnati, Belk, 2012
Ryan Smith	3 vs. Indiana, NEP, 2015
T.J. Rahming	3 vs. Temple, WOI, 2018

Most Punt Return Yards, Game

1. Jamison Crowder	68 vs. Arizona State, HSun, 2014
2. Jamison Crowder	45 vs. Cincinnati, Belk, 2012

Highest Punt Return Average, Game (3)

1. Jamison Crowder (3-45)	15.00 vs. Cincinnati, Belk, 2012
---------------------------	----------------------------------

Most Punts, Game

1. Eric Tipton	15 vs. Southern California, Rose, 1938
2. Steve Lach	8 vs. Oregon State, Rose, 1941
Randy Clark	8 vs. Arkansas, Cotton, 1960
4. Randy Gardner	5 vs. Texas Tech, AA, 1989
Will Monday	5 vs. Indiana, NEP, 2015
William Holmquist	5 vs. No. Illinois, QL, 2017
7. John Krueger	4 vs. Wisconsin, HOF, 1994
8. Jerry Barger	3 vs. Nebraska, Orange, 1954
Andy Cottingham	3 vs. Oklahoma, Orange, 1957
George Dutrow	3 vs. Oklahoma, Orange, 1957
Will Monday	3 vs. Arizona State, HSun, 2014

Most Punts of 50+ Yards, Game

1. Steve Lach	3 vs. Oregon State, Rose, 1941
2. Eric Tipton	2 vs. Southern California, Rose, 1938

Most Punting Yards, Game

1. Eric Tipton	595 vs. Southern California, Rose, 1938
2. Steve Lach	371 vs. Oregon State, Rose, 1941
3. Randy Clark	293 vs. Arkansas, Cotton, 1960
4. Will Monday	210 vs. Indiana, NEP, 2015
5. Randy Gardner	182 vs. Texas Tech, AA, 1989
6. William Holmquist	177 vs. No. Illinois, QL, 2017
7. John Krueger	170 vs. Wisconsin, HOF, 1994
8. Andy Cottingham	122 vs. Oklahoma, Orange, 1957
9. Will Monday	109 vs. Arizona State, HSun, 2014

Highest Punting Average, Game (3)

1. Steve Lach (8-371)	46.38 vs. Oregon State, Rose, 1941
2. John Krueger (4-170)	42.50 vs. Wisconsin, HOF, 1994
3. Will Monday (5-210)	42.00 vs. Indiana, NEP, 2015
4. Andy Cottingham (3-122)	40.67 vs. Oklahoma, Orange, 1957
5. Eric Tipton (15-595)	39.67 vs. Southern California, Rose, 1938
5. Randy Clark (8-293)	36.63 vs. Arkansas, Cotton, 1960
6. Randy Gardner (5-182)	36.40 vs. Texas Tech, AA, 1989
7. Will Monday (3-109)	36.33 vs. Arizona State, HSun, 2014
8. William Holmquist (5-177)	35.40 vs. No. Illinois, QL, 2017

Most Tackles, Game

1. DeVon Edwards	14 vs. Arizona State, HSun, 2014
2. Deondre Singleton	12 vs. Indiana, NEP, 2015
3. David Helton	11 vs. Texas A&M, CFA, 2013
Ben Humphreys	11 vs. Indiana, NEP, 2015
5. Erwin Sampson	10 vs. Texas Tech, AA, 1989
Brandon Pollock	10 vs. Wisconsin, HOF, 1994
Deondre Singleton	10 vs. Arizona State, HSun, 2014
Dwayne Norman	10 vs. Indiana, NEP, 2015
Dylan Singleton	10 vs. No. Illinois, QL, 2017
10. Ray Farmer	9 vs. Wisconsin, HOF, 1994
DeVon Edwards	9 vs. Texas A&M, CFA, 2013
David Helton	9 vs. Arizona State, HSun, 2014
13. Chris Rising	8 vs. Texas Tech, AA, 1989
Ross Cockrell	8 vs. Cincinnati, Belk, 2012
Kelby Brown	8 vs. Texas A&M, CFA, 2013
Jeremy Cash	8 vs. Arizona State, HSun, 2014
DeVon Edwards	8 vs. Indiana, NEP, 2015
Carlos Wray	8 vs. Indiana, NEP, 2015
Joe Giles-Harris	8 vs. No. Illinois, QL, 2017
Leonard Johnson	8 vs. Temple, WOI, 2018
Damani Neal	8 vs. Temple, WOI, 2018

Most Tackles For Loss, Game

1. John Howell	3.0 vs. Texas Tech, AA, 1989
2. Tom Maloney	2.0 vs. Southern California, Rose, 1938
Mike Karmazin	2.0 vs. Oregon State, Rose, 1941
4. James Smith	1.5 vs. Oregon State, Rose, 1941
Kelby Brown	1.5 vs. Texas A&M, CFA, 2013
Jeremy Cash	1.5 vs. Texas A&M, CFA, 2013
Michael Carter II	1.5 vs. No. Illinois, QL, 2017

Most Sacks, Game

1. John Howell	2.0 vs. Texas Tech, AA, 1989
2. Tom Maloney	1.0 vs. Southern California, Rose, 1938
Fred Hardison	1.0 vs. Alabama, Sugar, 1944
Robert Benson	1.0 vs. Nebraska, Orange, 1954
Dwight Bumgarner	1.0 vs. Arkansas, Cotton, 1960
Tom Corpus	1.0 vs. Texas Tech, AA, 1989
Randy Sally	1.0 vs. Texas Tech, AA, 1989
LeVance McQueen	1.0 vs. Wisconsin, HOF, 1994
Justin Foxx	1.0 vs. Cincinnati, Belk, 2012
Anthony Young-Wiseman	1.0 vs. Cincinnati, Belk, 2012
Jordan DeWalt-Ondijo	1.0 vs. Arizona State, HSun, 2014
DeVon Edwards	1.0 vs. Arizona State, HSun, 2014
Trevon McSwain	1.0 vs. No. Illinois, QL, 2017
Derrick Tangelo	1.0 vs. No. Illinois, QL, 2017
Victor Dimukeje	1.0 vs. Temple, WOI, 2018
Drew Jordan	1.0 vs. Temple, WOI, 2018
Damani Neal	1.0 vs. Temple, WOI, 2018

Most Caused Fumbles, Game

1. Dave Unser	1 vs. Arkansas, Cotton, 1960
Tee Edwards	1 vs. Wisconsin, HOF, 1994
LeVance McQueen	1 vs. Wisconsin, HOF, 1994
Jordan DeWalt-Ondijo	1 vs. Arizona State, HSun, 2014
DeVon Edwards	1 vs. Arizona State, HSun, 2014
Shaquille Powell	1 vs. Indiana, NEP, 2015
Drew Jordan	1 vs. Temple, WOI, 2018

Most Fumble Recoveries, Game

1. Jimmy Lipscomb	1 vs. Oregon State, Rose, 1941
Paul Stephanz	1 vs. Alabama, Sugar, 1944
Tom Topping	1 vs. Oklahoma, Orange, 1957
Jean Berry	1 vs. Arkansas, Cotton, 1960
Jerry McGee	1 vs. Arkansas, Cotton, 1960
David Hawkins	1 vs. Wisconsin, HOF, 1994
Mike Stallmeyer	1 vs. Wisconsin, HOF, 1994
David Reeves	1 vs. Indiana, NEP, 2015
Victor Dimukeje	1 vs. Temple, WOI, 2018

Most Interceptions, Game

1. Dan Hill	1 vs. Southern California, Rose, 1938
Robert O'Mara	1 vs. Southern California, Rose, 1938
Eric Tipton	1 vs. Southern California, Rose, 1938
George Bokinsky	1 vs. Oregon State, Rose, 1941
Mike Karmazin	1 vs. Oregon State, Rose, 1941
Bryant Aldridge	1 vs. Nebraska, Orange, 1954
Nick McKeithan	1 vs. Nebraska, Orange, 1954
Robert Brodhead	1 vs. Oklahoma, Orange, 1957
Hal McElhaney	1 vs. Oklahoma, Orange, 1957
Ed Rushton	1 vs. Oklahoma, Orange, 1957
Butch Allie	1 vs. Arkansas, Cotton, 1960
Billy Granville	1 vs. Wisconsin, HOF, 1994
Phillip Carter	1 vs. Indiana, NEP, 2015
Dwayne Norman	1 vs. Indiana, NEP, 2015
Brandon Feamster	1 vs. Temple, WOI, 2018

Most PBUs, Game

1. Josh Blackwell	4 vs. Temple, WOI, 2018
2. Robert Brodhead	2 vs. Oklahoma, Orange, 1957
Quinton McCracken	2 vs. Texas Tech, AA, 1989
DeVon Edwards	2 vs. Indiana, NEP, 2015
Mark Gilbert	2 vs. No. Illinois, QL, 2017
Javon Jackson	2 vs. Temple, WOI, 2018
7. Dan Hill	1 vs. Southern California, Rose, 1938
Tom Davis	1 vs. Oregon State, Rose, 1941
Tommy Prothro	1 vs. Oregon State, Rose, 1941
Winston Siegfried	1 vs. Oregon State, Rose, 1941
Jerry Barger	1 vs. Nebraska, Orange, 1954
Bernie Blaney	1 vs. Nebraska, Orange, 1954
Sonny Jurgensen	1 vs. Nebraska, Orange, 1954
Dave Hurm	1 vs. Oklahoma, Orange, 1957
Don Altman	1 vs. Arkansas, Cotton, 1960
Ray Farmer	1 vs. Wisconsin, HOF, 1994
Walt Canty	1 vs. Cincinnati, Belk, 2012
Ross Cockrell	1 vs. Cincinnati, Belk, 2012
Tony Foster	1 vs. Cincinnati, Belk, 2012
Ross Cockrell	1 vs. Texas A&M, CFA, 2013
Breon Borders	1 vs. Arizona State, HSun, 2014
Evertt Edwards	1 vs. Arizona State, HSun, 2014
Breon Borders	1 vs. Indiana, NEP, 2015
Deondre Singleton	1 vs. Indiana, NEP, 2015
Michael Carter II	1 vs. No. Illinois, QL, 2017
Brandon Feamster	1 vs. Temple, WOI, 2018
Antone Williams	1 vs. Temple, WOI, 2018

Most QB Pressures, Game

1. Ben Humphreys	2 vs. Indiana, NEP, 2015
Deion Williams	2 vs. Indiana, NEP, 2015
Joe Giles-Harris	2 vs. No. Illinois, QL, 2017
4. Bob McDonough	1 vs. Oregon State, Rose, 1941
Carlos Wray	1 vs. Indiana, NEP, 2015
Michael Carter II	1 vs. No. Illinois, QL, 2017
Xander Gagnon	1 vs. No. Illinois, QL, 2017
Ben Humphreys	1 vs. No. Illinois, QL, 2017
Mike Ramsay	1 vs. No. Illinois, QL, 2017
Victor Dimukeje	1 vs. Temple, WOI, 2018

Most Blocked Kicks, Game

1. Tom Maloney	1 (punt) vs. So. California, Rose, 1938
Fred Yorke	1 (punt) vs. So. California, Rose, 1938
Dave Unser	1 (PAT) vs. Arkansas, Cotton, 1960
Doug Atkinson	1 (PAT) vs. Texas Tech, AA, 1989
Ray Farmer	1 (PAT) vs. Wisconsin, HOF, 1994
Tony Foster	1 (punt) vs. Cincinnati, Belk, 2012
Josh Snead	1 (punt) vs. Texas A&M, CFA, 2013

INDIVIDUAL CAREER BOWL GAME STATISTICS

Passing (Yards)

Name (Years)	G	C-A-I	Pct.	Yds	TD
Daniel Jones (2017-18)	2	57-81-2	.704	675	7
Anthony Boone (2012-13-14)	3	44-76-3	.579	620	5
Sean Renfree (2012)	1	37-49-2	.755	358	1
Spence Fischer (1994)	1	28-46-4	.609	314	0
Dave Brown (1989)	1	17-30-1	.567	268	3
Thomas Sirk (2014-15)	2	17-37-2	.459	163	1
Don Altman (1960)	1	13-16-0	.812	89	1
Jerry Barger (1954)	1	7-10-0	.700	82	2
Robert Rute (1941)	1	3-8-1	.375	71	0
Billy Ray (1989)	1	7-11-1	.636	69	0
Eric Tipton (1938)	1	5-13-2	.385	49	0
Tom Davis (1941-44)	2	3-9-3	.333	45	0
Robert Brodhead (1957)	1	4-6-1	.667	39	0
Cliff Lewis (1944)	1	4-8-1	.500	39	0
Pryor Millner (1957)	1	3-4-0	.750	33	0
Will Monday (2012-13-14-15)	4	1-2-0	.500	30	0
Quentin Harris (2017-18)	2	2-3-1	.667	17	0
Darryl Clements (1989)	1	1-1-0	1.000	12	0
Jamison Crowder (2012-13-14)	3	1-1-0	1.000	12	1
George Dutrow (1957)	1	1-1-0	1.000	4	0
Brandon Connette (2012-13)	2	1-1-0	1.000	2	1
Ernest Bass (1954)	1	0-1-0	.000	0	0
Sonny Jurgensen (1954)	1	0-1-0	.000	0	0
Bob Pascal (1954)	1	0-1-0	.000	0	0
Wray Carlton (1957)	1	0-1-0	.000	0	0
George Harris (1957)	1	0-1-1	.000	0	0
Walt Rappold (1960)	1	0-1-1	.000	0	0
Shaun Wilson (2014-15-17)	3	0-1-1	.000	0	0
Parker Boehme (2015-17)	2	0-1-0	.000	0	0

Rushing (Yards)

Name (Years)	G	Att.	Yards	Avg.	TD
Josh Snead (2012-13-14)	3	36	213	5.92	1
Shaun Wilson (2014-15-17)	3	29	186	6.41	2
Thomas Sirk (2014-15)	2	22	161	7.32	2
Tom Davis (1941-44)	2	41	152	3.71	2
Jela Duncan (2012-15)	2	23	146	6.35	0
Shaquille Powell (2012-13-14-15)	4	34	132	3.88	0
Steve Lach (1941)	1	12	124	10.33	1
George Clark (1944)	1	14	122	8.71	2
Juwan Thompson (2012-13)	2	15	122	8.13	0
Bob Pascal (1954)	1	9	92	10.22	1
Wray Carlton (1957)	1	15	83	5.53	0
Daniel Jones (2017-18)	2	22	80	3.64	2
George Dutrow (1957)	1	14	70	5.00	1
Robert Baldwin (1994)	1	21	70	3.33	2
Brittain Brown (2017-18)	2	18	60	3.33	2
Anthony Boone (2012-13-14)	3	11	56	5.09	1
Cliff Lewis (1944)	1	11	54	4.91	0
Eric Tipton (1938)	1	16	52	3.25	0
Nick McKeithan (1954)	1	9	50	5.56	1
Bryant Aldridge (1954)	1	11	47	4.27	0
Deon Jackson (2017-18)	2	14	47	3.36	0
Jack Wilson (1960)	1	13	43	3.31	0
Ed Rushton (1957)	1	10	37	3.70	0
Robert Fetsko (1957)	1	10	32	3.20	0
Randy Cuthbert (1989)	1	5	31	6.20	0
Gordon Carver (1944)	1	2	30	15.00	0
Leo Long (1941)	1	4	28	7.00	0
Dean Wright (1960)	1	9	26	2.89	0
Roger Boone (1989)	1	2	24	12.00	0
Quentin Harris (2017-18)	2	8	23	2.88	1
Worth Lutz (1954)	1	4	22	5.50	0
Ernest Bass (1954)	1	7	21	3.00	0
Jim LaRue (1944)	1	1	19	19.00	0
Sam Eberdt (1954)	1	5	19	3.80	1
Joel Arrington (1960)	1	5	19	3.80	0
Billy Ray (1989)	1	3	19	6.33	0
Gunnar Holmberg (2018)	1	1	19	19.00	0
Wes McAfee (1938)	1	2	18	9.00	0
Winston Siegfried (1941)	1	9	18	2.00	1
T.J. Rahming (2015-17-18)	3	2	17	8.50	0
Robert O'Mara (1938)	1	7	15	2.14	0
Spence Fischer (1994)	1	6	15	2.50	0

Jamison Crowder (2012-13-14)	3	2	15	7.50	0
Jerry Barger (1954)	1	5	14	2.80	0
Hal McElhaney (1957)	1	3	13	4.33	2
Brandon Connette (2012-13)	2	7	12	1.71	2
Jerry McGee (1957-60)	2	3	10	3.33	0
Fred Beasley (1954)	1	1	9	9.00	0
Sonny Jurgensen (1954)	1	3	9	3.00	0
George Harris (1957)	1	3	9	3.00	0
John David Lee (1957)	1	3	8	2.67	0
Mark Leggett (1960)	1	5	8	1.60	0
John Trinnell (1960)	1	5	8	1.60	0
Chris Brown (1989)	1	1	7	7.00	0
Elijah Deveaux (2018)	1	3	7	2.33	0
Bill Conner (1954)	1	2	6	3.00	0
Sean Renfree (2012)	1	2	6	3.00	0
Roger Robinson (1938)	1	1	5	5.00	0
Ed Post (1954)	1	2	5	2.50	0
William Murray (1954)	1	2	4	2.00	0
Walt Rappold (1960)	1	2	4	2.00	0
Mataeo Durant (2018)	1	3	4	1.33	0
Lee Spears (1944)	1	5	3	0.60	0
Griffin Carter (2018)	1	2	3	1.50	0
Ryan Wolitzer (2018)	1	1	3	3.00	0
Leonard Darnell (1938)	1	1	2	2.00	0
Robert Rute (1941)	1	2	2	1.00	0
Floyd Bell (1957)	1	1	2	2.00	0
Richard Cutler (1957)	1	2	2	1.00	0
Phil Dupler (1957)	1	1	0	0.00	0
Dave Burch (1960)	1	1	0	0.00	0
David Lowman (1994)	1	1	0	0.00	0
T.C. White (1994)	1	1	0	0.00	0
Clarke Jones (1944)	1	1	-1	-1.00	0
Bernie Blaney (1954)	1	5	-1	-1.00	0
Don Altman (1960)	1	1	-1	-1.00	0
Randy Jones (1989)	1	1	-2	-2.00	0
Mike Verona (1989)	1	1	-4	-4.00	0
George McAfee (1938)	1	2	-5	-2.50	0
Clifford Haggerty (1944)	1	1	-5	-5.00	0
Bob Spangler (1938)	1	2	-8	-4.00	0
Dave Brown (1989)	1	4	-10	-2.50	0
Robert Brodhead (1957)	1	6	-11	-1.83	0
James Smith (1941)	1	1	-12	-12.00	0
Andrew Cottingham (1957)	1	1	-12	-12.00	0

Receiving (Receptions)

Name (Years)	G	No.	Yards	Avg.	TD
Jamison Crowder (2012-13-14)	3	25	314	12.56	1
T.J. Rahming (2015-17-18)	3	19	251	13.21	3
Bill Khayat (1994)	1	11	109	9.91	0
Conner Vernon (2012)	1	10	119	11.90	1
Daniel Helm (2017-18)	2	9	96	10.67	0
Tee Moorman (1960)	1	8	44	5.50	1
Issac Blakeney (2012-13-14)	3	8	87	10.88	1
Braxton Deaver (2013-15)	2	8	131	16.38	1
Chris Taylor (2015-17-18)	3	8	104	13.00	1
Johnathan Lloyd (2015-17-18)	3	7	50	7.14	0
Clarkston Hines (1989)	1	6	112	18.67	0
Jon Jensen (1994)	1	6	97	16.17	0
Jela Duncan (2012-15)	2	6	31	5.17	0
Shaquille Powell (2012-13-14-15)	4	6	69	11.50	1
Shaun Wilson (2014-15-17)	3	6	37	6.17	1
Dave Colonna (1989)	1	5	63	12.60	2
Desmond Scott (2012)	1	5	60	12.00	0
Max McCaffrey (2012-13-14-15)	4	5	41	8.20	0
Davis Koppenhaver (2017-18)	2	5	39	7.80	1
Bob Gantt (1941)	1	4	91	22.75	0
Randy Cuthbert (1989)	1	4	49	12.25	0
Brandon Connette (2012-13)	2	4	31	7.75	0
Josh Snead (2012-13-14)	3	4	26	6.50	1
Johnell Barnes (2013-14)	2	4	92	23.00	1
George McAfee (1938)	1	3	39	13.00	0
Gordon Carver (1944)	1	3	34	11.33	0
Sonny Sorrell (1954)	1	3	54	18.00	1
Bert Lattimore (1957)	1	3	33	11.00	0
Jack Wilson (1960)	1	3	28	9.33	0
Walter Jones (1989)	1	3	46	15.33	0

John Farquhar (1994)	1	3	41	13.67	0
Corey Thomas (1994)	1	3	30	10.00	0
Juwan Thompson (2012-13)	2	3	53	17.67	0
Brandon Braxton (2012-13)	2	3	17	5.67	0
David Reeves (2012-13-14-15)	4	3	29	9.67	2
Bob Spangler (1938)	1	2	10	5.00	0
Bud Zuberer (1989)	1	2	47	23.50	1
Roger Boone (1989)	1	2	9	4.50	0
Dominique Flemming (1994)	1	2	13	6.50	0
Brittain Brown (2017-18)	1	2	3	1.50	0
Deon Jackson (2017-18)	2	2	7	3.50	0
Tom Davis (1941-44)	2	1	-1	-1.00	0
James Smith (1941)	1	1	18	18.00	0
Harold Raether (1944)	1	1	13	13.00	0
Bryant Aldridge (1954)	1	1	10	10.00	0
Ernest Bass (1954)	1	1	5	5.00	0
Bernie Blaney (1954)	1	1	11	11.00	0
Jerry Kocourek (1954)	1	1	2	2.00	1
Wray Carlton (1957)	1	1	4	4.00	0
George Dutrow (1957)	1	1	19	19.00	0
Robert Fetsko (1957)	1	1	-10	-10.00	0
Hal McElhaney (1957)	1	1	17	17.00	0
John Thompson (1957)	1	1	13	13.00	0
Bob Spada (1960)	1	1	6	6.00	0
Dean Wright (1960)	1	1	11	11.00	0
Chris Brown (1989)	1	1	9	9.00	0
Marc Mays (1989)	1	1	2	2.00	0
Billy Ray (1989)	1	1	12	12.00	0
Robert Baldwin (1994)	1	1	9	9.00	0
David Lowman (1994)	1	1	10	10.00	0
Joe Opalenick (1994)	1	1	5	5.00	0
Erich Schneider (2013-14-15)	3	1	17	17.00	0
Anthony Nash (2014-15)	2	1	4	4.00	0
Quentin Harris (2017-18)	2	1	24	24.00	0
Noah Gray (2017-18)	2	1	6	6.00	0
Daniel Jones (2017-18)	2	1	6	6.00	0
Aaron Young (2017)	1	1	6	6.00	0
Diamond Philyaw-Johnson (2018)	1	1	20	20.00	0
Jake Bobo (2018)	1	1	7	7.00	1

Total Offense (Yards)

Name (Years)	G	Plays	Rush	Pass	Total
Daniel Jones (2017-18)	2	103	80	675	755
Anthony Boone (2012-13-14)	3	87	56	620	676
Sean Renfree (2012)	1	51	6	358	364
Spence Fischer (1994)	1	52	15	314	329
Thomas Sirk (2014-15)	2	59	161	163	324
Dave Brown (1989)	1	34	-10	268	258
Josh Snead (2012-13-14)	3	36	213	0	213
Tom Davis (1941-44)	2	50	152	45	197
Shaun Wilson (2014-15-17)	3	30	186	0	186
Jela Duncan (2012-15)	2	23	146	0	146
Shaquille Powell (2012-13-14-15)	4	34	132	0	132
Steve Lach (1941)	1	12	124	0	124
George Clark (1944)	1	14	122	0	122
Juwan Thompson (2012-13)	2	15	122	0	122
Eric Tipton (1938)	1	29	52	49	101
Jerry Barger (1954)	1	15	14	82	96
Cliff Lewis (1944)	1	19	54	39	93
Bob Pascal (1954)	1	10	92	0	92
Don Altman (1960)	1	17	-1	89	88
Billy Ray (1989)	1	14	19	69	88
Wray Carlton (1957)	1	16	83	0	83
George Dutrow (1957)	1	15	70	4	74
Robert Rute (1941)	1	10	2	71	73
Robert Baldwin (1994)	1	21	70	0	70
Brittain Brown (2017-18)	2	18	60	0	60
Nick McKeithan (1954)	1	9	50	0	50
Bryant Aldridge (1954)	1	11	47	0	47
Deon Jackson (2017-18)	2	14	47	0	47
Jack Wilson (1960)	1	13	43	0	43
Quentin Harris (2017-18)	2	11	23	17	40
Ed Rushton (1957)	1	10	37	0	37
Pryor Millner (1957)	1	4	0	33	33

Gordon Carver (1944)	1	2	30	0	30
Will Monday (2012-13-14-15)	4	2	0	30	30
Leo Long (1941)	1	4	28	0	28
Robert Brodhead (1957)	1	12	-11	39	28
Jamison Crowder (2012-13-14)	3	3	15	12	27
Dean Wright (1960)	1	9	26	0	26
Roger Boone (1989)	1	2	24	0	24
Worth Lutz (1954)	1	4	22	0	22
Ernest Bass (1954)	1	8	21	0	21
Jim LaRue (1944)	1	1	19	0	19
Sam Eberdt (1954)	1	5	19	0	19
Joel Arrington (1960)	1	5	19	0	19
Gunnar Holmberg (2018)	1	1	19	0	19
Wes McAfee (1938)	1	2	18	0	18
Winston Siegfried (1941)	1	9	18	0	18
T.J. Rahming (2015-17-18)	3	2	17	0	17
Robert O'Mara (1938)	1	7	15	0	15
Brandon Connette (2012-13)	2	8	12	2	14
Hal McElhane (1957)	1	3	13	0	13
Darryl Clements (1989)	1	1	0	12	12
Jerry McGee (1957-60)	2	3	10	0	10
Fred Beasley (1954)	1	1	9	0	9
Sonny Jurgensen (1954)	1	4	9	0	9
George Harris (1957)	1	4	9	0	9
John David Lee (1957)	1	3	8	0	8
Mark Leggett (1960)	1	5	8	0	8
John Trinnell (1960)	1	5	8	0	8
Chris Brown (1989)	1	1	7	0	7
Elijah Deveaux (2018)	1	3	7	0	7
Bill Conner (1954)	1	2	6	0	6
Roger Robinson (1938)	1	1	5	0	5
Ed Post (1954)	1	2	5	0	5
William Murray (1954)	1	2	4	0	4
Walt Rappold (1960)	1	3	4	0	4
Mataeo Durant (2018)	1	3	4	0	4
Lee Spears (1944)	1	5	3	0	3
Griffin Carter (2018)	1	2	3	0	3
Ryan Woltzter (2018)	1	1	3	0	3
Leonard Darnell (1938)	1	1	2	0	2
Floyd Bell (1957)	1	1	2	0	2
Richard Cutler (1957)	1	2	2	0	2
Phil Dupler (1957)	1	1	0	0	0
Dave Burch (1960)	1	1	0	0	0
Clarke Jones (1944)	1	1	-1	0	-1
Bernie Blaney (1954)	1	5	-1	0	-1
Randy Jones (1989)	1	1	-2	0	-2
Mike Verona (1989)	1	1	-4	0	-4
George McAfee (1938)	1	2	-5	0	-5
Clifford Haggerty (1944)	1	1	-5	0	-5
Bob Spangler (1938)	1	2	-8	0	-8
James Smith (1941)	1	1	-12	0	-12
Andrew Cottingham (1957)	1	1	-12	0	-12

All-Purpose Yards

Name (Years)	G	Ru	Re	PR	KR	Tot
Jamison Crowder (2012-13-14)	3	15	314	113	21	463
Shaun Wilson (2014-15-17)	3	186	37	0	183	406
T.J. Rahming (2015-17-18)	3	17	351	32	0	400
Tom Davis (1941-44)	2	152	-1	5	147	303
Josh Snead (2012-13-14)	3	213	26	15	0	254
Shaquille Powell (2012-13-14-15)	4	132	69	0	0	201
DeVon Edwards (2013-14-15)	3	0	0	0	187	187
Jela Duncan (2012-15)	2	146	31	0	0	177
Juwan Thompson (2012-13)	2	122	53	0	0	175
George Clark (1944)	1	122	0	7	44	173
Thomas Sirk (2014-15)	2	161	0	0	0	161
Desmond Scott (2012)	1	0	60	0	75	135
Braxton Deaver (2013-15)	2	0	131	0	0	131
Steve Lach (1941)	1	124	0	0	0	124
Conner Vernon (2012)	1	0	119	0	0	119
Deon Jackson (2017-18)	2	47	7	0	59	113
Clarkston Hines (1989)	1	0	112	0	0	112
Johnell Barnes (2013-14)	2	0	92	0	20	112
Bill Khayat (1994)	1	0	109	0	0	109
Wray Carlton (1957)	1	83	4	0	21	108
Daniel Helm (2017-18)	2	0	96	0	9	105
Chris Taylor (2015-17-18)	3	0	104	0	0	104
Jon Jensen (1994)	1	0	97	0	0	97

Bob Pascal (1954)	1	92	0	0	0	92
Bob Gantt (1941)	1	0	91	0	0	91
George Dutrow (1957)	1	70	19	0	0	89
Issac Blakeney (2012-13-14)	3	0	87	0	0	87
Daniel Jones (2017-18)	2	80	6	0	0	86
Leo Long (1941)	1	28	0	0	57	85
Bryant Aldridge (1954)	1	47	10	0	20	80
Randy Cuthbert (1989)	1	31	49	0	0	80
Robert Baldwin (1994)	1	70	9	0	0	79
Cliff Lewis (1944)	1	54	0	24	0	78
Nick McKeithan (1954)	1	50	0	0	0	75
George McAfee (1938)	1	-5	39	38	0	72
Jack Wilson (1960)	1	43	28	0	0	71
Sonny Sorrell (1954)	1	0	54	0	14	68
Eric Tipton (1938)	1	52	0	15	0	67
Gordon Carver (1944)	1	30	34	0	0	64
Quinton McCracken (1989)	1	0	0	0	64	64
Dave Colonna (1989)	1	0	63	0	0	63
Ed Rushton (1957)	1	37	0	0	23	60
Hal McElhane (1957-60)	1	13	17	0	15	57
Anthony Boone (2012-13-14)	3	56	0	0	0	56
Bob Spangler (1938)	1	-8	10	31	21	54
Johnathan Lloyd (2015-17-18)	3	0	50	0	0	50
Bud Zuberer (1989)	1	0	47	0	0	47
Quentin Harris (2017-18)	2	23	24	0	0	47
Walter Jones (1989)	1	0	46	0	0	46
Tee Moorman (1960)	1	0	44	0	0	44
Brittain Brown (2017)	1	41	3	0	0	44
Brandon Connette (2012-13)	2	12	31	0	0	43
John Farquhar (1994)	1	0	41	0	0	41
Max McCaffrey (2012-13-14-15)	4	0	41	0	0	41
Robert Fetsko (1957)	1	32	-10	17	0	39
Randy Jones (1989)	1	-2	0	0	41	39
Davis Koppenhaver (2017-18)	2	0	39	0	0	39
Dean Wright (1960)	1	26	11	0	0	37
Tijan Redmon (1994)	1	0	0	0	34	34
Bert Lattimore (1957)	1	0	33	0	0	33
Roger Boone (1989)	1	24	9	0	0	33
John David Lee (1957)	1	8	0	0	23	31
Billy Ray (1989)	1	19	12	0	0	31
Corey Thomas (1994)	1	0	30	0	0	30
David Reeves (2012-13-14-15)	4	0	29	0	0	29
Adam Geis (1994)	1	0	0	0	27	27
Ernest Bass (1954)	1	21	5	0	0	26
Tony Foster (2012)	1	0	0	26	0	26
Dan Hill (1938)	1	0	0	0	0	25
Mark Leggett (1960)	1	8	0	0	17	25
Worth Lutz (1954)	1	22	0	0	0	22
Robert Brodhead (1957)	1	-11	0	11	21	21
Buddy Bell (1957)	1	2	0	0	18	20
Damond Philyaw-Johnson (2018)	1	0	20	0	0	20
Jim LaRue (1944)	1	19	0	0	0	19
Sam Eberdt (1954)	1	19	0	0	0	19
Joel Arrington (1960)	1	19	0	0	0	19
Gunnar Holmberg (2018)	1	19	0	0	0	19
Wes McAfee (1938)	1	18	0	0	0	18
Winston Siegfried (1941)	1	18	0	0	0	18
George Bokinsky (1941)	1	0	0	0	0	17
Robert Rute (1941)	1	2	0	15	0	17
Bernie Blaney (1954)	1	-1	11	7	0	17
Brandon Braxton (2012)	1	0	17	0	0	17
Erich Schneider (2012-14-15)	3	0	17	0	0	17
Chris Brown (1989)	1	7	9	0	0	16
Ryan Smith (2015)	1	0	0	16	0	16
Robert O'Mara (1938)	1	15	0	0	0	15
Bob Spada (1960)	1	0	6	0	9	15
Spence Fischer (1994)	1	15	0	0	0	15
Paul Stephanz (1944)	1	0	0	0	14	14
Jerry Barger (1954)	1	14	0	0	0	14
Corey Gattis (2012)	1	0	0	0	14	14
Patrick Kurunwune (2012)	1	0	0	0	14	14
Harold Raether (1944)	1	0	13	0	0	13
John Thompson (1957)	1	0	13	0	0	13
Dominique Fleming (1994)	1	0	13	0	0	13
Fred Yorke (1938)	1	0	0	11	0	11
Butch Allie (1960)	1	0	0	0	0	11
Jerry McGee (1957-60)	2	10	0	0	0	10
David Lowman (1994)	1	0	10	0	0	10
Bill Bailey (1938)	1	0	0	0	9	9

Fred Beasley (1954)	1	9	0	0	0	9
Sonny Jurgensen (1954)	1	9	0	0	0	9
George Harris (1957)	1	9	0	0	0	9
Don Altman (1960)	1	-1	0	9	0	8
John Tinnell (1960)	1	8	0	0	0	8
Brandon Feastner (2017-18)	2	0	0	0	0	8
Jake Bobo (2018)	1	0	7	0	0	7
Elijah Deveaux (2018)	1	7	0	0	0	7
James Smith (1941)	1	-12	18	0	0	6
Bill Conner (1954)	1	6	0	0	0	6
Sean Renfree (2012)	1	6	0	0	0	6
Aaron Young (2017)	1	0	6	0	0	6
Noah Gray (2017-18)	2	0	6	0	0	6
Roger Robinson (1938)	1	5	0	0	0	5
Ed Post (1954)	1	5	0	0	0	5
Joe Opalenick (1994)	1	0	5	0	0	5
William Murray (1954)	1	4	0	0	0	4
Walt Rappold (1960)	1	4	0	0	0	4
Anthony Nash (2014-15)	2	0	4	0	0	4
Mataeo Durant (2018)	1	4	0	0	0	4
Tom Maloney (1938)	1	0	0	3	0	3
Lee Spears (1944)	1	3	0	0	0	3
Griffin Carter (2018)	1	3	0	0	0	3
Ryan Woltzter (2018)	1	3	0	0	0	3
Leonard Darnell (1938)	1	2	0	0	0	2
Jerry Kocourek (1954)	1	0	2	0	0	2
Richard Cutler (1957)	1	2	0	0	0	2
Marc Mays (1989)	1	0	2	0	0	2
Billy Granville (1994)	1	0	0	0	0	2
Dwayne Norman (2012-13-14-15)	4	0	0	0	0	2
Clarke Jones (1944)	1	-1	0	0	0	-1
Mike Verona (1989)	1	-4	0	0	0	-4
Clifford Haggerty (1944)	1	-5	0	0	0	-5
Dave Brown (1989)	1	-10	0	0	0	-10
Andrew Cottingham (1957)	1	-12	0	0	0	-12

^ Interception return yardage included

Punt Returns

Name (Years)	G	Att.	Yards	Avg.	TD
Bob Spangler (1938)	1	4	31	7.75	0
Jamison Crowder (2012-13-14)	3	4	113	28.25	1
T.J. Rahming (2015-17-18)	3	4	32	8.00	0
Ryan Smith (2015)	1	3	16	5.33	0
George McAfee (1938)	1	2	38	19.00	0
Eric Tipton (1938)	1	2	15	7.50	0
Cliff Lewis (1944)	1	2	24	12.00	0
Don Altman (1960)	1	2	9	4.50	0
Tom Maloney (1938)	1	1	3	3.00	0
Fred Yorke (1938)	1	1	11	11.00	0
Tom Davis (1941-44)	2	1	5	5.00	0
Robert Rute (1941)	1	1	15	15.00	0
George Clark (1944)	1	1	7	7.00	0
Bernie Blaney (1954)	1	1	7	7.00	0
Bill Conner (1954)	1	1	0	0.00	0
Sonny Jurgensen (1954)	1	1	0	0.00	0
Robert Brodhead (1957)	1	1	11	11.00	0
Robert Fetsko (1957)	1	1	17	17.00	0
Roger Boone (1989)	1	1	0	0.00	0
Tony Foster (2012)	1	1	26	26.00	1
Josh Snead (2012-13-14)	3	1	15	15.00	0

Kickoff Returns

Name (Years)	G	No.	Yards	Avg.	TD
DeVon Edwards (2013-14-15)	3	8	187	23.38	0
Tom Davis (1941-44)	2	6	147	24.50	0
Shaun Wilson (2014-15-17)					

Paul Stephanz (1944)	1	1	14	14.00	0
Sonny Sorrell (1954)	1	1	14	14.00	0
Ed Rushton (1957)	1	1	23	23.00	0
Robert Brodhead (1957)	1	1	21	21.00	0
Wray Carlton (1957)	1	1	21	21.00	0
Floyd Bell (1957)	1	1	18	18.00	0
Hal McElhanev (1957)	1	1	15	15.00	0
Mark Leggett (1960)	1	1	17	17.00	0
Bob Spada (1960)	1	1	9	9.00	0
Corey Gattis (2012)	1	1	14	14.00	0
Patrick Kurunwune (2012)	1	1	14	14.00	0
Jamison Crowder (2012-13-14)	3	1	21	21.00	0
Johnell Barnes (2013-14)	2	1	20	20.00	0
Braxton Deaver (2013-15)	2	1	0	0.00	0
Daniel Helm (2017-18)	2	1	9	9.00	0

Tackles

Name (Years)	G	Solo	Ast.	Total
DeVon Edwards (2013-14-15)	3	20	11	31
Deondre Singleton (2013-14-15)	3	13	11	24
David Helton (2012-13-14)	3	13	8	21
Ben Humphreys (2015-17)	2	9	8	17
Ross Cockrell (2012-13)	2	13	1	14
Dwight Bumgarner (1960)	1	4	9	13
Dwayne Norman (2012-13-14-15)	4	7	6	13
Carlos Wray (2012-13-14-15)	4	5	7	12
Jeremy Cash (2013-14)	2	7	5	12
Kyler Brown (2012-13-14-15)	4	2	9	11
C.J. France (2012-13-14)	3	4	7	11
Erwin Sampson (1989)	1	8	2	10
Brandon Pollock (1994)	1	9	1	10
Dylan Singleton (2017)	1	9	1	10
Roy Hord (1954-57)	2	5	4	9
Jean Berry (1960)	1	1	8	9
Art Browning (1960)	1	1	8	9
Ray Farmer (1994)	1	8	1	9
Brandon Hill (2017-18)	2	4	5	9
Jerry McGee (1957-60)	2	0	8	8
Art Gregory (1960)	1	1	7	8
Chris Rising (1989)	1	8	0	8
Justin Foxx (2012-13)	2	3	5	8
Kelby Brown (2013)	1	6	2	8
Bryon Fields Jr. (2013-14-17)	3	6	2	8
Alonzo Saxton II (2015-17)	2	4	4	8
Joe Giles-Harris (2017)	1	3	5	8
Leonard Johnson (2018)	1	5	3	8
Damani Neal (2018)	1	7	1	8
Dave Unser (1960)	1	1	6	7
George Edwards (1989)	1	4	3	7
John Howell (1989)	1	6	1	7
Derrick Jackson (1989)	1	6	1	7
Walt Canty (2012)	1	2	5	7
Breon Borders (2013-14-15)	3	6	1	7
A.J. Wolf (2013-14-15)	3	4	3	7
Koby Quansah (2017-18)	2	6	1	7
Lummie Young IV (2018)	1	6	1	7
Hal McElhanev (1957)	1	4	2	6
Bill Recinella (1957)	1	5	1	6
Tom Topping (1957)	1	3	3	6
Tom Corpus (1989)	1	5	1	6
Scott Youmans (1989)	1	5	1	6
Billy Granville (1994)	1	4	2	6
James Kirkland (1994)	1	6	0	6
Jordan DeWalt-Ondjio (2012-13-14)	3	4	2	6
Shaquille Powell (2012-13-14-15)	4	2	4	6
Corbin McCarthy (2013-14-15)	3	4	2	6
Mike Ramsay (2014-15-17)	3	0	6	6
Phillip Carter (2015)	1	5	1	6
Brandon Feamster (2017-18)	2	5	1	6
Drew Jordan (2017-18)	2	5	1	6
Wade Byrd (1957)	1	1	4	5
George Dutrow (1957)	1	3	2	5
Mike McGee (1957)	1	1	4	5
Bill Thompson (1957)	1	1	4	5
Carlos Bagley (1994)	1	4	1	5
Anthony Young-Wiseman (2012)	1	2	3	5
Marquis Waters (2017-18)	2	4	1	5
Josh Blackwell (2018)	1	4	1	5

Tom Davis (1941-44)	2	4	0	4
Bryant Aldridge (1954)	1	2	2	4
Wray Carlton (1957)	1	2	2	4
Zaid Abdul-Aleem (1994)	1	4	0	4
Tee Edwards (1994)	1	4	0	4
Jamal Ellis (1994)	1	4	0	4
Deion Williams (2012-13-14-15)	4	3	1	4
Mark Gilbert (2017)	1	3	1	4
Trevon McSwain (2017-18)	2	3	1	4
Mike Karmazin (1941)	1	1	2	3
Ronnie Falls (1954)	1	2	1	3
Tracy Moon (1954)	1	1	2	3
Ralph Torrance (1954)	1	2	1	3
James Culp (1957)	1	1	2	3
Pryor Millner (1957)	1	2	1	3
Butch Allie (1960)	1	0	3	3
Dave Bosson (1960)	1	0	3	3
Tee Mooman (1960)	1	0	3	3
Bob Spada (1960)	1	3	0	3
Joe Wuchina (1960)	1	1	2	3
Doug Kley (1989)	1	3	0	3
Quinton McCracken (1989)	1	3	0	3
Wyatt Smith (1989)	1	2	1	3
Bernard Holsey (1994)	1	3	0	3
John Zuanich (1994)	1	3	0	3
Brandon Braxton (2012)	1	1	2	3
Jordon Byas (2012)	1	3	0	3
Kenny Anunike (2012-13)	2	2	1	3
Jamal Bruce (2012-13-14)	3	2	1	3
Edgar Cereno (2015-17)	2	2	1	3
Michael Carter II (2017-18)	2	2	1	3
Derrick Tangelo (2017-18)	2	2	1	3
Robert Alabaster (1938)	1	2	0	2
Leonard Darnell (1938)	1	2	0	2
Tom Maloney (1938)	1	2	0	2
Eric Tipton (1938)	1	2	0	2
Steve Lach (1941)	1	1	1	2
Winston Siegfried (1941)	1	2	0	2
James Smith (1941)	1	1	1	2
Fred Hardison (1944)	1	2	0	2
Robert Benson (1954)	1	1	1	2
Bernie Blaney (1954)	1	0	2	2
Daniel Cox (1954)	1	2	0	2
San Eberdt (1954)	1	1	1	2
W.D. Fesperman (1954)	1	1	1	2
Charlie Klingler (1954)	1	0	2	2
Doug Knotts (1954)	1	1	1	2
Jerry Kocourek (1954)	1	1	1	2
Johnny Palmer (1954)	1	0	2	2
Sonny Sorrell (1954)	1	1	1	2
George Atherholt (1957)	1	0	2	2
Robert Fetsko (1957)	1	2	0	2
Buzz Guy (1957)	1	1	1	2
Bert Lattimore (1957)	1	2	0	2
Dave Burch (1960)	1	0	2	2
Roderick Kotchin (1960)	1	0	2	2
Mark Leggett (1960)	1	1	1	2
John Tinnell (1960)	1	1	1	2
Mark Allen (1989)	1	1	1	2
Rodney Dickerson (1989)	1	2	0	2
Keith DuBose (1989)	1	2	0	2
Randy Sally (1989)	1	2	0	2
David Hawkins (1994)	1	1	1	2
J.D. Lewis (1994)	1	2	0	2
Tijan Redmon (1994)	1	2	0	2
Jonathan Jones (2012-13-14)	3	1	1	2
Sydney Sarmiento (2012-13)	2	2	0	2
Jamal Wallace (2012-14)	2	2	0	2
Christian Conway (2013-14)	2	0	2	2
Quaven Ferguson (2017)	1	1	1	2
Victor Dimukeje (2017-18)	2	2	0	2
Tre Hornbuckle (2017-18)	2	0	2	2
Javon Jackson (2017-18)	2	2	0	2
Willard Eaves (1938)	1	1	0	1
Dan Hill (1938)	1	1	0	1
Allen Johnson (1938)	1	1	0	1
Mack Johnston (1938)	1	1	0	1
Frank Ribar (1938)	1	1	0	1
Alex Winterson (1938)	1	1	0	1

Bob Barnett (1941)	1	0	1	1
Bob McDonough (1941)	1	0	1	1
Alex Piasecky (1941)	1	1	0	1
George Clark (1944)	1	1	0	1
Reese Harry (1944)	1	1	0	1
Jesse Birchfield (1954)	1	1	0	1
Fred Campbell (1954)	1	0	1	1
Sidney Deloatch (1954)	1	1	0	1
Sonny Jurgensen (1954)	1	1	0	1
Milt Konicek (1954)	1	1	0	1
Jim Nelson (1954)	1	1	0	1
Riley Stallings (1954)	1	1	0	1
Jim Bartal (1957)	1	0	1	1
Robert Brodhead (1957)	1	0	1	1
Andy Cottingham (1957)	1	1	0	1
Jim Gardner (1957)	1	1	0	1
Jim Harris (1957)	1	0	1	1
Bill Hoch (1957)	1	1	0	1
Dave Hurm (1957)	1	1	0	1
James Keyser III (1957)	1	0	1	1
John Kersey (1957)	1	1	0	1
Ted Royal (1957)	1	0	1	1
Paul Bengel (1960)	1	0	1	1
Bob Garda (1960)	1	1	0	1
Walt Rappold (1960)	1	0	1	1
Pete Widener (1960)	1	0	1	1
Jack Wilson (1960)	1	0	1	1
Keith Ewell (1989)	1	1	0	1
Mike Urso (1989)	1	1	0	1
Dave Clark (1989)	1	1	0	1
Darrell Spells (1989)	1	1	0	1
Eric Volk (1989)	1	1	0	1
Gregg McConnell (1989)	1	1	0	1
Doug Atkinson (1989)	1	0	1	1
Charles London (1994)	1	1	0	1
LeVance McQueen (1994)	1	1	0	1
Bill Khayat (1994)	1	1	0	1
Tony Foster (2012)	1	0	1	1
Austin Gamble (2012)	1	1	0	1
Brandon Connette (2012-13)	2	1	0	1
Garett Patterson (2012-13)	2	0	1	1
Britton Grier (2012-15)	2	0	1	1
Juwan Thompson (2012-13)	2	1	0	1
Dezmond Johnson (2012-13-14)	3	0	1	1
Ross Martin (2012-13-14-15)	4	0	1	1
Keilinn Rayner (2013)	1	1	0	1
Matt Skura (2013-14-15)	3	1	0	1
Joseph Ajeigbe (2014)	1	0	1	1
Terrance Aills (2014)	1	1	0	1
Casey Blaser (2014-15)	2	1	0	1
Everett Edwards (2014-15)	2	0	1	1
Shaun Wilson (2014-15-17)	3	0	1	1
Zach Boden (2017)	1	0	1	1
Jack Driggers (2017)	1	1	0	1
Brittain Brown (2017-18)	2	1	0	1
Keyston Fuller (2017-18)	2	1	0	1
Scott Jones (2018)	1	1	0	1
Jeremiah Lewis (2018)	1	1	0	1
AJ Reed (2018)	1	1	0	1
Chris Rumph II (2018)	1	0	1	1
Noah Waddell (2018)	1	1	0	1
Antone Williams (2018)	1	1	0	1

Tackles For Loss

Name (Years)	G	TFL	Yards
John Howell (1989)	1	3.0	14
Tom Maloney (1938)	1	2.0	11
Mike Karmazin (1941)	1	2.0	9
James Smith (1941)	1	1.5	9
Kelby Brown (2013)	1	1.5	6
Jeremy Cash (2013-14)	2	1.5	2
Michael Carter II (2017-18)	2	1.5	5
Robert Alabaster (1938)	1	1.0	2
Leonard Darnell (1938)	1	1.0	4
Mack Johnston (1938)	1	1.0	4
Frank Ribar (1938)	1	1.0	2
Eric Tipton (1938)	1	1.0	7
Tom Davis (1941-44)	2	1.0	2
Alex Piasecky (1941)	1	1.0	13
Fred Hardison (1944)	1	1.0	15
Reece Harry (1944)	1	1.0	5
Fred Hardison (1947)	1	1.0	15
Robert Benson (1954)	1	1.0	11
Roy Hord (1954-57)	2	1.0	3
Jerry Kocourek (1954)	1	1.0	2
Jim Nelson (1954)	1	1.0	2
Robert Fetsko (1957)	1	1.0	4
Bert Lattimore (1957)	1	1.0	11
Dwight Bumgarner (1960)	1	1.0	6
Art Gregory (1960)	1	1.0	1
Mark Allen (1989)	1	1.0	1
Tom Corpus (1989)	1	1.0	7
Doug Kley (1989)	1	1.0	7
Chris Rising (1989)	1	1.0	1
Randy Sally (1989)	1	1.0	7
LeVance McQueen (1994)	1	1.0	7
Jordon Byas (2012)	1	1.0	1
Walt Canty (2012)	1	1.0	5
Anthony Young-Wiseman (2012)	1	1.0	4
Justin Foxx (2012-13)	2	1.0	8
Jordan DeWalt-Ondijo (2012-13-14)	3	1.0	9
Jamal Bruce (2012-13-14)	3	1.0	1
Breon Borders (2013-14-15)	3	1.0	2
DeVon Edwards (2013-14-15)	3	1.0	12
A.J. Wolf (2013-14-15)	3	1.0	1
Phillip Carter (2015)	1	1.0	2
Alonzo Saxton II (2015-17)	2	1.0	2
Mark Gilbert (2017)	1	1.0	11
Joe Giles-Harris (2017)	1	1.0	2
Dylan Singleton (2017)	1	1.0	4
Victor Dimukeje (2017-18)	2	1.0	10
Brandon Feamster (2017-18)	2	1.0	2
Drew Jordan (2017-18)	2	1.0	9
Trevon McSwain (2017-18)	2	1.0	9
Koby Quansah (2017-18)	2	1.0	1
Derrick Tangelo (2017-18)	2	1.0	9
Leonard Johnson (2018)	1	1.0	2
Damani Neal (2018)	1	1.0	1
Bob McDonough (1941)	1	0.5	1
Bernie Blaney (1954)	1	0.5	1
Charlie Klinger (1954)	1	0.5	2
Tracy Moon (1954)	1	0.5	2
Mike McGee (1957)	1	0.5	1
Jerry McGee (1957-60)	2	0.5	1
Joe Wuchina (1960)	1	0.5	0
Britton Grier (2012-15)	2	0.5	0
Carlos Wray (2012-13-14-15)	4	0.5	1
Ben Humphreys (2015-17)	2	0.5	0

Sacks

Name (Years)	G	Sacks	Yards
John Howell (1989)	1	2.0	13
Tom Maloney (1938)	1	1.0	6
Fred Hardison (1944)	1	1.0	15
Robert Benson (1954)	1	1.0	11
Dwight Bumgarner (1960)	1	1.0	6
Tom Corpus (1989)	1	1.0	7
Randy Sally (1989)	1	1.0	7
LeVance McQueen (1994)	1	1.0	7

Anthony Young-Wiseman (2012)	1	1.0	4
Justin Foxx (2012-13)	2	1.0	8
Jordan DeWalt-Ondijo (2012-13-14)	3	1.0	9
DeVon Edwards (2013-14-15)	3	1.0	12
Victor Dimukeje (2017-18)	1	1.0	10
Drew Jordan (2017-18)	1	1.0	9
Trevon McSwain (2017-18)	2	1.0	9
Derrick Tangelo (2017-18)	2	1.0	9
Damani Neal (2018)	1	1.0	1
Charlie Klinger (1954)	1	0.5	2
Roy Hord (1954-57)	2	0.5	2

Pass Breakups

Name (Years)	G	PBU
Josh Blackwell (2018)	1	4
Robert Brodhead (1957)	1	2
Jack Wilson (1960)	1	2
Quinton McCracken (1989)	1	2
Ross Cockrell (2012-13)	2	2
Breon Borders (2013-14-15)	3	2
DeVon Edwards (2013-14-15)	3	2
Mark Gilbert (2017)	1	2
Javon Jackson (2017-18)	2	2
Dan Hill (1938)	1	1
Tom Davis (1941-44)	2	1
Tommy Prothro (1941)	1	1
Winston Siegfried (1941)	1	1
Jerry Barger (1954)	1	1
Bernie Blaney (1954)	1	1
Sonny Jurgensen (1954)	1	1
Dave Hurm (1957)	1	1
Don Altman (1960)	1	1
Ray Farmer (1994)	1	1
Walt Canty (2012)	1	1
Tony Foster (2012)	1	1
Deondre Singleton (2013-14-15)	3	1
Everett Edwards (2014-15)	2	1
Michael Carter II (2017-18)	2	1
Brandon Feamster (2017-18)	2	1
Antone Williams (2018)	1	1

QB Pressures

Name (Years)	G	QBP
Ben Humphreys (2015-17)	2	3
Deion Williams (2012-13-14-15)	4	2
Joe Giles-Harris (2017)	1	2
Bob McDonough (1941)	1	1
Carlos Wray (2012-13-14-15)	4	1
Mike Ramsay (2014-15-17)	3	1
Michael Carter II (2017-18)	2	1
Victor Dimukeje (2017-18)	2	1
Xander Gagnon (2017)	1	1

Caused Fumbles

Name (Years)	G	CF
Dave Unser (1960)	1	1
Tee Edwards (1994)	1	1
LeVance McQueen (1994)	1	1
Jordan DeWalt-Ondijo (2012-13-14)	3	1
Shaquille Powell (2012-13-14-15)	4	1
DeVon Edwards (2013-14-15)	3	1
Drew Jordan (2017-18)	2	1

Fumble Recoveries

Name (Years)	G	FR
Jimmy Lipscomb (1941)	1	1
Paul Stephanz (1944)	1	1
Tom Topping (1957)	1	1
Jerry McGee (1957-60)	2	1
Jean Berry (1960)	1	1
David Hawkins (1994)	1	1
Mike Stallmeyer (1994)	1	1
David Reeves (2012-13-14-15)	4	1
Victor Dimukeje (2017-18)	2	1

Interceptions

Name (Years)	G	No.	Yards	Avg.	TD
Dan Hill (1938)	1	1	25	25.00	0
Robert O'Mara (1938)	1	1	0	0.00	0
Eric Tipton (1938)	1	1	0	0.00	0
George Bokinsky (1941)	1	1	17	17.00	0
Mike Karmazin (1941)	1	1	0	0.00	0
Bryant Aldridge (1954)	1	1	3	3.00	0
Nick McKeithan (1954)	1	1	25	25.00	0
Robert Brodhead (1957)	1	1	0	0.00	0
Hal McElhane (1957)	1	1	12	12.00	0
Ed Rushton (1957)	1	1	0	0.00	0
Butch Allie (1960)	1	1	11	11.00	0
Billy Granville (1994)	1	1	2	2.00	0
Dwayne Norman (2012-13-14-15)	4	1	2	2.00	0
Phillip Carter (2015)	1	1	0	0.00	0
Brandon Feamster (2017-18)	2	1	8	8.00	0

Fumble Returns

Name (Years)	G	No.	Yards	Avg.	TD
Mike Stallmeyer (1994)	1	1	3	3.00	0
David Hawkins (1994)	1	1	-3	-	0

Field Goals

Name (Years)	G	FG-A	Pct.	Lg	Blk
Ross Martin (2012-13-14-15)	4	8-10	.800	52	0
Made: 33, 52, 18, 20, 40, 52, 34, 36; Missed: 48, 48					
Tom Cochran (1994)	1	2-2	1.000	30	0
Made: 30, 30; Missed: -					
Tony Ruffa (1938)	1	1-1	1.000	24	0
Made: 24; Missed: -					
William Holmquist (2017)	1	1-1	1.000	24	0
Made: 24; Missed: -					

PATs

Name (Years)	G	PAT-A	Pct.
Ross Martin (2012-13-14-15)	4	17-18	.944
Collin Wareham (2018)	1	8-8	1.000
Jim Nelson (1954)	1	4-5	.800
Wray Carlton (1957)	1	3-3	1.000
Randy Gardner (1989)	1	3-3	1.000
Harold Raether (1944)	1	3-4	.750
William Holmquist (2017)	1	3-4	.750
Tom Cochran (1994)	1	2-2	1.000
Art Browning (1960)	1	1-1	1.000
Bob Gantt (1941)	1	1-1	1.000
Tommy Prothro (1941)	1	1-1	1.000

Punting

Name (Years)	G	No.	Yds	Avg.	Lg	120
Eric Tipton (1938)	1	15	595	39.67	54	2
Will Monday (2012-13-14-15)	4	9	398	44.22	79	3
Steve Lach (1941)	1	8	371	46.38	60	2
Randy Clark (1960)	1	8	293	36.63	48	1
Randy Gardner (1989)	1	5	182	36.40	43	0
William Holmquist (2017)	1	5	177	35.40	48	2
John Krueger (1994)	1	4	170	42.50	53	1
Jerry Barger (1954)	1	3	42	14.00	44	0
Andy Cottingham (1957)	1	3	122	40.67	48	0
George Dutrow (1957)	1	3	92	30.67	35	0
Tom Davis (1944)	2	2	88	44.00	44	2
Worth Lutz (1954)	1	2	71	35.50	44	2
Pryor Millner (1957)	1	2	60	30.00	35	0
Gordon Carver (1944)	1	2	48	24.00	28	0
Austin Parker (2018)	1	2	83	41.50	43	1
Wes McAfee (1938)	1	1	24	24.00	24	0
Jackson Hubbard (2018)	1	1	39	39.00	39	0

Kickoffs

Name (Years)	G	No.	Yds	Avg.	TB	OB
Ross Martin (2012-13-14-15)	4	14	869	62.07	4	0
Jack Willoughby (2014-15)	2	13	833	64.08	6	1
Jack Triggers (2017)	1	7	432	61.71	0	0
Tom Cochran (1994)	1	5	282	56.40	0	0
Jim Nelson (1954)	1	4	219	54.75	0	0
Bob Gantt (1941)	1	3	205	68.33	0	0
Lee Spears (1944)	1	3	144	48.00	0	1
Randy Gardner (1989)	1	3	149	49.67	0	0
Wray Carlton (1957)	1	2	92	46.00	0	0
Art Browning (1960)	1	2	105	52.50	0	0
Anthony Ruffa (1938)	1	1	55	55.00	0	0
John Krisza (1944)	1	1	45	45.00	0	1
W.D. Fesperman (1954)	1	1	40	40.00	0	0
Art Eberdt (1957)	1	1	46	46.00	0	0

Robert Baldwin (1994)	1	2	0	2
David Reeves (2012-13-14)	3	0	2	2
Shaun Wilson (2014-15-17)	3	2	0	2
Brittain Brown (2017-18)	2	2	0	2
Steve Lach (1941)	1	1	0	1
Winston Siegfried (1941)	1	1	0	1
Sam Eberdt (1954)	1	1	0	1
Nick McKeithan (1954)	1	1	0	1
Bob Pascal (1954)	1	1	0	1
George Dutrow (1957)	1	1	0	1
Don Altman (1960)	1	0	1	1
Sean Renfree (2012)	1	0	1	1
Jamison Crowder (2012-13-14)	3	0	1	1
Josh Snead (2012-13-14)	3	1	0	1
Quentin Harris (2017-18)	1	1	0	1

Scoring

Name (Years)	G	TD	PAT ¹	PAT ²	FG	P
Ross Martin (2012-13-14-15)	4	0	17-18	0-0	8-10	41
Shaun Wilson (2014-15-17)	3	4	0-0	0-0	0-0	24
T.J. Rahming (2015-17-18)	3	3	0-0	0-0	0-0	18
George Clark (1944)	1	2	0-0	0-0	0-0	12
Tom Davis (1941-44)	2	2	0-0	0-0	0-0	12
Hal McElhane (1957)	1	2	0-0	0-0	0-0	12
Dave Colonna (1989)	1	2	0-0	0-0	0-0	12
Robert Baldwin (1994)	1	2	0-0	0-0	0-0	12
Brandon Connette (2012-13)	2	2	0-0	0-0	0-0	12
Jamison Crowder (2012-13-14)	3	2	0-0	0-0	0-0	12
David Reeves (2012-13-14)	3	2	0-0	0-0	0-0	12
Josh Snead (2012-13-14)	3	2	0-0	0-0	0-0	12
Thomas Sirk (2014-15)	2	2	0-0	0-0	0-0	12
Brittain Brown (2017-18)	2	2	0-0	0-0	0-0	12
Daniel Jones (2017-18)	2	2	0-0	0-1	0-0	12
Tom Cochran (1994)	1	0	2-2	0-0	2-2	8
Issac Blakeney (2012-13-14)	3	1	0-0	1-1	0-0	8
Steve Lach (1941)	1	1	0-0	0-0	0-0	6
Winston Siegfried (1941)	1	1	0-0	0-0	0-0	6
Sam Eberdt (1954)	1	1	0-0	0-0	0-0	6
Jerry Kocourek (1954)	1	1	0-0	0-0	0-0	6
Nick McKeithan (1954)	1	1	0-0	0-0	0-0	6
Bob Pascal (1954)	1	1	0-0	0-0	0-0	6
Sonny Sorrell (1954)	1	1	0-0	0-0	0-0	6
George Dutrow (1957)	1	1	0-0	0-0	0-0	6
Tee Moorman (1960)	1	1	0-0	0-0	0-0	6
Bud Zuberer (1989)	1	1	0-0	0-0	0-0	6
Tony Foster (2012)	1	1	0-0	0-0	0-0	6
Conner Vernon (2012)	1	1	0-0	0-0	0-0	6
Anthony Boone (2012-13-14)	1	1	0-0	0-0	0-0	6
Shaquille Powell (2012-13-14-15)	1	1	0-0	0-0	0-0	6
Johnell Barnes (2013-14)	2	1	0-0	0-0	0-0	6
Braxton Deaver (2013-15)	2	1	0-0	0-0	0-0	6
Chris Taylor (2015-17-18)	3	1	0-0	0-0	0-0	6
William Holmquist (2017)	1	0	3-4	0-0	1-1	6
Quentin Harris (2017-18)	2	1	0-0	0-0	0-0	6
Davis Koppenhaver (2017-18)	2	1	0-0	0-0	0-0	6
Jake Bobo (2018)	1	1	0-0	0-0	0-0	6
Jim Nelson (1954)	1	0	4-5	0-0	0-0	4
Tony Ruffa (1938)	1	0	0-0	0-0	1-1	3
Harold Raether (1944)	1	0	3-4	0-0	0-0	3
Wray Carlton (1954)	1	0	3-3	0-0	0-0	3
Randy Gardner (1989)	1	0	3-3	0-0	0-0	3
Bob Gantt (1941)	1	0	1-1	0-0	0-0	1
Tommy Prothro (1941)	1	0	1-1	0-0	0-0	1
Art Browning (1960)	1	0	1-1	0-0	0-0	1
Sean Renfree (2012)	1	0	0-0	0-1	0-0	0

TD Responsibility

Name (Years)	G	Rush	Pass	Total
Daniel Jones (2017-18)	2	2	7	9
Anthony Boone (2012-13-14)	3	1	5	6
Dave Brown (1989)	1	0	3	3
Brandon Connette (2012-13)	2	2	1	3
Thomas Sirk (2014-15)	2	2	1	3
Tom Davis (1941-44)	2	2	0	2
George Clark (1944)	1	2	0	2
Jerry Barger (1954)	1	0	2	2
Hal McElhane (1957)	1	2	0	2

BOWL GAME LONG PLAYS

Pass

1.	85 ^{TD}	Daniel Jones to T.J. Rahming vs. Temple, WOI, 2018
2.	62	Daniel Jones to T.J. Rahming vs. Temple, WOI, 2018
3.	59 ^{TD}	Anthony Boone to Jamison Crowder vs. Texas A&M, CFA, 2013
4.	46	Dave Brown to Clarkston Hines vs. Texas Tech, AA, 1989
5.	43	Anthony Boone to Jamison Crowder vs. Arizona State, HSun, 2014
6.	39	Sean Renfree to Desmond Scott vs. Cincinnati, Belk, 2012
7.	38	Robert Rute to Bob Gantt vs. Oregon State, Rose, 1941
8.	37	Anthony Boone to Braxton Deaver vs. Texas A&M, CFA, 2013
9.	34 ^{TD}	Daniel Jones to Chris Taylor vs. Temple, WOI, 2018
10.	33	Anthony Boone to Johnell Barnes vs. Texas A&M, CFA, 2013
	33 ^{TD}	Daniel Jones to T.J. Rahming vs. No. Illinois, QL, 2017
12.	32	Anthony Boone to Braxton Deaver vs. Texas A&M, CFA, 2013
	32	Anthony Boone to Shaquille Powell vs. Arizona State, HSun, 2014
14.	30 ^{TD}	Dave Brown to Bud Zuberer vs. Texas Tech, AA, 1989
	30	Spence Fischer to Jon Jensen vs. Wisconsin, HOF, 1994
	30	Will Monday to Johnell Barnes vs. Arizona State, HSun, 2014
17.	29	Daniel Jones to Johnathan Lloyd vs. Temple, WOI, 2018
18.	28	Dave Brown to Clarkston Hines vs. Texas Tech, AA, 1989
19.	27	Spence Fischer to Bill Khayat vs. Wisconsin, HOF, 1994
20.	26	Spence Fischer to John Farquhar vs. Wisconsin, HOF, 1994
	26	Anthony Boone to Braxton Deaver vs. Texas A&M, CFA, 2013
	26	Daniel Jones to T.J. Rahming vs. Temple, WOI, 2018
23.	25	Dave Brown to Walter Jones vs. Texas Tech, AA, 1989
	25 ^{TD}	Dave Brown to Dave Colonna vs. Texas Tech, AA, 1989
	25	Anthony Boone to Jamison Crowder vs. Texas A&M, CFA, 2013

Rush

1.	85 ^{TD}	Shaun Wilson vs. Indiana, NEP, 2015
2.	73 ^{TD}	Thomas Sirk vs. Indiana, NEP, 2015
3.	52	George Clark vs. Alabama, Sugar, 1944
4.	41	Juwan Thompson vs. Texas A&M, CFA, 2013
5.	39	Steve Lach vs. Oregon State, Rose, 1941
6.	32	Jela Duncan vs. Indiana, NEP, 2015
7.	31	Shaun Wilson vs. No. Illinois, QL, 2017
8.	29	Tom Davis vs. Oregon State, Rose, 1941
	29	Bob Pascal vs. Nebraska, Orange, 1954
10.	27	Billy Ray vs. Texas Tech, AA, 1989
11.	26	Cliff Lewis vs. Alabama, Sugar, 1944
12.	25	Steve Lach vs. Oregon State, Rose, 1941
	25 ^{TD}	Josh Snead vs. Texas A&M, CFA, 2013
14.	23	Josh Snead vs. Texas A&M, CFA, 2013
15.	22	Steve Lach vs. Oregon State, Rose, 1941
	22	Steve Lach vs. Oregon State, Rose, 1941
	22	George Dutrow vs. Oklahoma, Orange, 1957
	22	Josh Snead vs. Cincinnati, Belk, 2012
19.	21	Tom Davis vs. Alabama, Sugar, 1944
20.	20 ^{TD}	George Clark vs. Alabama, Sugar, 1944
	20	Wray Carlton vs. Oklahoma, Orange, 1957
	20	Randy Cuthbert vs. Texas Tech, AA, 1989
23.	19	Wes McAfee vs. Southern California, Rose, 1938
	19	Leo Long vs. Oregon State, Rose, 1941
	19	Jim LaRue vs. Alabama, Sugar, 1944
	19	Gunnar Holmberg vs. Temple, WOI, 2018
27.	18	Robert Baldwin vs. Wisconsin, HOF, 1994
	18	Jela Duncan vs. Indiana, NEP, 2015
29.	17	Eric Tipton vs. Southern California, Rose, 1938
	17	Bryant Aldridge vs. Nebraska, Orange, 1954
	17	George Dutrow vs. Oklahoma, Orange, 1957
32.	16	Gordon Carver vs. Alabama, Sugar, 1944
	16	Bob Pascal vs. Nebraska, Orange, 1954
	16	Spence Fischer vs. Wisconsin, HOF, 1994
	16	Anthony Boone vs. Texas A&M, CFA, 2013
	16	Thomas Sirk vs. Indiana, NEP, 2015
	16	Daniel Jones vs. No. Illinois, QL, 2017
	16	Daniel Jones vs. No. Illinois, QL, 2017
39.	15	Eric Tipton vs. Southern California, Rose, 1938
	15	Bob Pascal vs. Nebraska, Orange, 1954
	15	Wray Carlton vs. Oklahoma, Orange, 1957

Kickoff Return

1.	98 ^{TD}	Shaun Wilson vs. Indiana, NEP, 2015
2.	35	DeVon Edwards vs. Arizona State, HS, 2014
3.	29	Deon Jackson vs. Temple, WOI, 2018
4.	26	Tom Davis vs. Oregon State, Rose, 1941
	26	Tom Davis vs. Alabama, Sugar, 1944
	26	Desmond Scott vs. Cincinnati, Belk, 2012

Punt Return

1.	68 ^{TD}	Jamison Crowder vs. Arizona State, HS, 2014
2.	28	George McAfee vs. Southern California, Rose, 1938
3.	26 ^{TD}	Tony Foster vs. Cincinnati, Belk, 2012
4.	19	Jamison Crowder vs. Cincinnati, Belk, 2012
5.	18	Cliff Lewis vs. Alabama, Sugar, 1944
6.	17	Bob Fessko vs. Oklahoma, Orange, 1957
	17	Ryan Smith vs. Indiana, NEP, 2015
8.	15	Robert Rute vs. Oregon State, Rose, 1941
	15*	Josh Snead vs. Texas A&M, CFA, 2013

*Blocked punt

Interception Return

1.	25	Dan Hill vs. Southern California, Rose, 1938
	25	Nick McKeithan vs. Nebraska, Orange, 1954
3.	17	George Bokinsky vs. Oregon State, Rose, 1941
4.	12	Hal McElhaney vs. Oklahoma, Orange, 1957
5.	11	Butch Allie vs. Arkansas, Cotton, 1960
6.	8	Brandon Feamster vs. Temple, WOI, 2018
7.	3	Bryant Aldridge vs. Nebraska, Orange, 1954
8.	2	Billy Granville vs. Wisconsin, HOF, 1994
	2	Dwayne Norman vs. Indiana, NEP, 2015
10.	0	Mike Karmazin vs. Oregon State, Rose, 1941
	0	Robert Brodhead vs. Oklahoma, Orange, 1957

Fumble Return

1.	3	Mike Stallmeyer vs. Wisconsin, HOF, 1994
----	---	--

Field Goal

1.	52	Ross Martin vs. Cincinnati, Belk, 2012
	52	Ross Martin vs. Indiana, NEP, 2015
3.	40	Ross Martin vs. Arizona State, HSun, 2014
4.	36	Ross Martin vs. Indiana, NEP, 2015
5.	34	Ross Martin vs. Indiana, NEP, 2015
6.	33	Ross Martin vs. Cincinnati, Belk, 2012
7.	30	Tom Cochran vs. Wisconsin, HOF, 1994
	30	Tom Cochran vs. Wisconsin, HOF, 1994
9.	24	Tony Ruffa vs. Southern California, Rose, 1938
	24	William Holmquist vs. No. Illinois, QL, 2017
11.	20	Ross Martin vs. Texas A&M, CFA, 2013
12.	18	Ross Martin vs. Texas A&M, CFA, 2013

Punt

1.	79	Will Monday vs. Cincinnati, Belk, 2012
2.	60	Steve Lach vs. Oregon State, Rose, 1941
3.	54	Eric Tipton vs. Southern California, Rose, 1938
	54	Steve Lach vs. Oregon State, Rose, 1941
5.	53	John Krueger vs. Wisconsin, HOF, 1994
6.	51	Will Monday vs. Indiana, NEP, 2015
7.	50	Steve Lach vs. Oregon State, Rose, 1941
	50	Will Monday vs. Arizona State, HSun, 2014

LONG PLAYS

Rush

1.	85 ^{TD}	Charlie Smith vs. Virginia Tech, 1951
	85 ^{TD}	Shaun Wilson vs. Indiana, 2015
3.	83 ^{TD}	Joel Arrington vs. Georgia Tech, 1959
	83	Ernie Jackson vs. Navy, 1971
	83 ^{TD}	Justin Boyle vs. The Citadel, 2004
6.	82 ^{TD}	Billy Cox vs. Maryland, 1948
7.	81 ^{TD}	Ronnie Drummer vs. Miami, 2005
8.	80 ^{TD}	Moffat Storer vs. Colgate, 1940
	80 ^{TD}	Buddy Luper vs. North Carolina, 1943
	80 ^{TD}	Bernie Blaney vs. Tennessee, 1955
11.	79 ^{TD}	Jasper Davis vs. Georgia Tech, 1940
12.	78 ^{TD}	Jack Alexander vs. North Carolina, 1935
	78 ^{TD}	Billy Cox vs. North Carolina, 1949
	78 ^{TD}	Re'quan Boyette vs. Florida State, 2005
15.	77	Parker Boehme vs. Pittsburgh, 2015
16.	76	Leroy Gallman vs. Virginia, 1991
17.	75 ^{TD}	Herbert Field vs. Virginia Tech, 1951
	75 ^{TD}	Deon Jackson vs. Miami, 2018
19.	73 ^{TD}	Buddy Mulligan vs. Richmond, 1946
	73	Red Smith vs. Army West Point, 1953
	73 ^{TD}	Bill Thompson vs. Georgia Tech, 1970
	73 ^{TD}	Thomas Sirk vs. Indiana, 2015
23.	72 ^{TD}	Gordon Carver vs. Virginia, 1943
24.	70 ^{TD}	George Clark vs. Georgia Tech, 1944
	70 ^{TD}	Mark Leggett vs. Clemson, 1960
	70	Jordan Waters vs. Charlotte, 2020
27.	69 ^{TD}	George Clark vs. Wake Forest, 1945
	69 ^{TD}	Mark Johnson vs. Maryland, 1972
	69 ^{TD}	Chris Douglas vs. North Carolina, 2000
	69 ^{TD}	Senterrio Landrum vs. Navy, 2002
	69 ^{TD}	Shaun Wilson vs. Kansas, 2014

Pass

1.	99 ^{TD}	Sean Renfree to Jamison Crowder vs. Miami, 2012
2.	97 ^{TD}	Dave Brown to Clarkston Hines vs. Wake Forest, 1989
3.	89 ^{TD}	Thomas Sirk to Shaun Wilson vs. N.C. Central, 2015
4.	88 ^{TD}	Ben Bennett to Chris Castor vs. Tennessee, 1982
	88 ^{TD}	Bobby Campbell to Scottie Montgomery vs. Vanderbilt, 1998
6.	85 ^{TD}	Daniel Jones to T.J. Rahming vs. Temple, 2018
7.	81 ^{TD}	Leo Hart to Wes Chesson vs. Wake Forest, 1968
8.	80 ^{TD}	Craig Browning to Cedric Jones vs. Wake Forest, 1979
	80 ^{TD}	Spence Fischer to Jon Jensen vs. North Carolina, 1993
10.	78 ^{TD}	D. Bryant to Chris Douglas vs. Florida State, 2001
11.	77 ^{TD}	Walt Rappold to Jay Wilkinson vs. Navy, 1961
	77 ^{TD}	Sean Renfree to Jamison Crowder vs. Clemson, 2012

Kickoff Return

1.	105 ^{TD}	Ace Parker vs. North Carolina, 1936
2.	100 ^{TD}	Greg Boone vs. Tennessee, 1982
	100 ^{TD}	Leroy Gallman vs. Tennessee, 1993
	100 ^{TD}	Ronnie Drummer vs. East Carolina, 2005
	100 ^{TD}	DeVon Edwards vs. N.C. State, 2013
	100 ^{TD}	DeVon Edwards vs. Georgia Tech, 2015
7.	99 ^{TD}	Scottie Montgomery vs. Wake Forest, 1999
	99 ^{TD}	DeVon Edwards vs. North Carolina, 2013
	99 ^{TD}	DeVon Edwards vs. Pittsburgh, 2014
10.	98 ^{TD}	Shaun Wilson vs. Indiana, 2015
	98 ^{TD}	Damond Philyaw-Johnson vs. Wake Forest, 2019
12.	97 ^{TD}	Bernie Blaney vs. Pittsburgh, 1956
	97 ^{TD}	Cedric Jones vs. Wake Forest, 1979
	97 ^{TD}	Randy Jones vs. Wake Forest, 1990
	97 ^{TD}	Damond Philyaw-Johnson vs. Wake Forest, 2019
16.	96 ^{TD}	Quinton McCracken vs. Clemson, 1988
	96 ^{TD}	Shaun Wilson vs. Notre Dame, 2016
18.	95 ^{TD}	Harwood Smith vs. Wake Forest, 1935
	95 ^{TD}	DeVon Edwards vs. Tulane, 2015
20.	94 ^{TD}	Troy Slade vs. North Carolina, 1973
	94 ^{TD}	Chris Davis vs. Maryland, 2004
	94 ^{TD}	Jabari Marshall vs. Connecticut, 2007
	94 ^{TD}	DeVon Edwards vs. Virginia, 2015

Punt Return

1.	95 ^{TD}	George Clark vs. Wake Forest, 1944
2.	92 ^{TD}	George McAfee vs. Wash. & Lee, 1937
3.	85 ^{TD}	Troy Slade vs. Tulane, 1973
4.	84 ^{TD}	Ronnie Hamilton vs. Florida State, 2000
5.	82 ^{TD}	Jay Wilkinson vs. N.C. State, 1961
	82 ^{TD}	Ernie Jackson vs. Pittsburgh, 1969
	82 ^{TD}	Jamison Crowder vs. Pittsburgh, 2013
8.	76 ^{TD}	John Gutekunst vs. Maryland, 1963
	76 ^{TD}	Jamison Crowder vs. N.C. Central, 2013
10.	75 ^{TD}	Dave Lerps vs. N.C. State, 1953

Interception Return

1.	90 ^{TD}	Jack Alexander vs. North Carolina, 1935
2.	88 ^{TD}	Gordon Carver vs. Bogue Field, 1945
3.	87 ^{TD}	Dennis Tabron vs. Clemson, 1980
4.	85 ^{TD}	Bill Duncan vs. George Washington, 1948
	85 ^{TD}	John Talley vs. Maryland, 2004
6.	84 ^{TD}	Sean Thomas vs. East Carolina, 1992
7.	83 ^{TD}	John Gutekunst vs. N.C. State, 1964
8.	76 ^{TD}	Lee Butler vs. Stanford, 2011
9.	72 ^{TD}	Fred Crawford vs. Tennessee, 1932
10.	68 ^{TD}	Carl McGee vs. Army West Point, 1975

Fumble Return

1.	95 ^{TD}	August Campbell vs. Boston College, 2010
2.	78 ^{TD}	Ed Rushton vs. Pittsburgh, 1956

Blocked Field Goal Return

1.	75 ^{TD}	Ross Cockrell vs. FIU, 2012
2.	70 ^{TD}	Kenneth Stanford vs. North Carolina, 2004

Defensive PAT Return

1.	100	Lamar Grant vs. Maryland, 1996 (INT)
2.	98	Kyler Brown vs. N.C. Central, 2012 (INT)
3.	60	Tawambi Settles vs. Florida St, 1995 (BLK PAT)

Field Goal

1.	57	Vince Fusco vs. Clemson, 1976
2.	56	Brent Garber vs. East Carolina, 2002
3.	55	Doug Peterson vs. North Carolina, 1987
	55	Joe Surgan vs. North Carolina, 2008
5.	54	Sims Lenhardt vs. Vanderbilt, 1998
	54	Brent Garber vs. Tennessee, 2003
7.	53	Sims Lenhardt vs. Vanderbilt, 1998
	53	Matt Brooks vs. Clemson, 2004
	53	Ross Martin vs. Virginia Tech, 2013
	53	Ross Martin vs. Boston College, 2015
11.	52	Brent Garber vs. N.C. State, 2002
	52	Joe Surgan vs. Navy, 2008
	52	Will Snyderwine vs. Georgia Tech, 2010
	52	Ross Martin vs. Cincinnati, 2012
	52	Ross Martin vs. Indiana, 2015
16.	51	David Wright vs. N.C. State, 1970
	51	Sims Lenhardt vs. Florida State, 1998
	51	Matt Brooks vs. North Carolina, 2004
	51	Will Snyderwine vs. Wake Forest, 2009
	51	Ross Martin vs. Virginia Tech, 2013
	51	Ross Martin vs. Pittsburgh, 2015
	51	Ross Martin vs. Wake Forest, 2015
	51	AJ Reed vs. Syracuse, 2019
24.	50	Sims Lenhardt vs. Navy, 1997
	50	Sims Lenhardt vs. Georgia Tech, 1998
	50	Sims Lenhardt vs. N.C. State, 1999
	50	Brent Garber vs. Navy, 2002
	50	Ross Martin vs. Georgia Tech, 2012
	50	AJ Reed vs. North Carolina A&T, 2019

Punt

1.	81	Billy Cox vs. Navy, 1949
2.	80	Brian Morton vs. Clemson, 1999
3.	79	Tom Davis vs. N.C. Pre-Flight, 1943
	79	Will Monday vs. Cincinnati, 2012
5.	76	Harry Rossiter vs. Tennessee, 1932
6.	75	Ace Parker vs. Georgia Tech, 1934
7.	74	Spence Fischer vs. Georgia Tech, 1994
8.	73	Rodney Stewart vs. North Carolina, 1965
	73	Ricky Brummitt vs. Georgia Tech, 1978
10.	72	Eric Tipton vs. North Carolina, 1938
	72	Worth Lutz vs. Wake Forest, 1947
	72	Will Monday vs. Georgia Tech, 2013
	72	Austin Parker vs. Syracuse, 2019



YEAR-BY-YEAR REVIEW



1931

Overall Record: 5-3-2 SC: 3-3-1 (8th)

Head Coach: Wallace Wade

Assistant Coaches: Eddie Cameron (Backfield), Dumpy Hagler (Line), Carl Voyles (End)

Starting Lineup: E Fred Crawford, E Don Hyatt, T James Harton, T W.J. Bryan, G Carl Schock, G Bert Friedman, C Emery Atkins, B Arthur Ershler, B Kidd Brewer, B Lowell Mason

Captain: Kidd Brewer | Team MVP: -

All-SC: -

All-America: - | Academic All-America: -

Miscellaneous Awards: -

S 26	South Carolina	A	L	0-7	-	1st game for HC Wallace Wade; SCAR RB Clary GW 24-yard rush TD
O 3	VMI	H	W	13-0	-	Brewer 13-81 rushing & 2 TDs; Brownlee 14-97 rushing; Halftime: Duke, 6-0
O 10	Villanova	H	W	18-0	-	Brewer 20-80 rushing & 2 TDs; Punts: Duke 13, VILL 12; Fumbles lost: Duke 3, VILL 5
O 17	Davidson	A	T	0-0	-	Brewer 41 rushing yards; Brownlee 39 rushing yards; DAV FB McQueen 42 rushing yards; TOs: Duke 4, DAV 2
O 23	Wake Forest	H	W	28-0	-	Brewer 31-186 rushing & 4 TDs; Laney 16-49 rushing; WF 86 total yards; Duke defense 4 INTs; 1st downs: Duke 17, WF 7
O 31	Tennessee	A	L	2-25	-	TENN HB McEver 18-66 rushing & 1 TD; Laney 9-41 rushing; Total offense: Duke 123, TENN 337
N 7	Kentucky	A	W	7-0	-	Harton 25-yard INT return for TD; Laney 14-522 punting; Total offense: Duke 60, KENT 257; 1st downs: Duke 3, KENT 12; Duke defense 4 INTs
N 14	N.C. State	H	L	0-14	-	NCS QB McQuage 6-70 rushing & 1 TD + 2 PATs; Laney 11-65 rushing; Halftime: NCS, 14-0
N 21	North Carolina	H	T	0-0	-	Brewer 22-41 rushing; UNC HB Phipps 10-58 rushing; Sink INT ends UNC drive at Duke 16 (4th); 1st downs: Duke 7, UNC 7
N 28	Washington & Lee	A	W	6-0	-	Mason 88-yard KOR for TD to open 3rd quarter; TOs: Duke 4, W&L 3; W&L P.F.R. Bailey 15-546 punting

	1st	2nd	3rd	4th	OT	Total
Duke	-	-	-	-	-	74
Opponents	-	-	-	-	-	46
TEAM STATISTICS						
				Duke		Opponents
SCORING				74		46
Points Per Game				7.4		4.6
FIRST DOWNS				-		-
Rushing				-		-
Passing				-		-
Penalty				-		-
RUSHING YARDAGE				-		-
Yards gained rushing				-		-
Yards lost rushing				-		-
Rushing Attempts				-		-
Average Per Rush				-		-
Average Per Game				-		-
TDs Rushing				9		-
PASSING YARDAGE				-		-
Comp-Att-Int				-		-
Average Per Pass				-		-
Average Per Catch				-		-
Average Per Game				-		-
TDs Passing				-		-
TOTAL OFFENSE				-		-
Total Plays				-		-
Average Per Play				-		-
Average Per Game				-		-
KICK RETURNS: #-Yards				-		-
PUNT RETURNS: #-Yards				-		-
INT RETURNS: #-Yards				-		-
KICK RETURN AVERAGE				-		-
PUNT RETURN AVERAGE				-		-
INT RETURN AVERAGE				-		-
FUMBLES-LOST				-		-
PENALTIES-Yards				-		-
Average Per Game				-		-
PUNTS-Yards				-		-
Average Per Punt				-		-
Net punt average				-		-
KICKOFFS-Yards				-		-
Average Per Kick				-		-
Net kick average				-		-
TIME OF POSSESSION/Game				-		-
3RD-DOWN Conversions				-		-
3rd-Down Pct				-		-
4TH-DOWN Conversions				-		-
4th-Down Pct				-		-
SACKS BY-Yards				-		-
TOUCHDOWNS SCORED				11		6
FIELD GOALS-ATTEMPTS				-		-
ON-SIDE KICKS				-		-
RED-ZONE SCORES				-		-
RED-ZONE TOUCHDOWNS				-		-
PAT-ATTEMPTS				-		-

RUSHING

Player	G	Att	Gain	Loss	Net	Avg	TD	Lg	Avg/G
K. Brewer	-	154	-	-	568	3.7	8	-	-
N. Laney	-	66	-	-	274	4.2	0	-	-
J. Brownlee	-	53	-	-	209	3.9	1	-	-
L. Mason	-	64	-	-	201	3.1	0	-	-
K. Abbott	-	27	-	-	105	3.9	0	-	-
H. Hendrickson	-	16	-	-	58	3.6	0	-	-
W. Belue	-	9	-	-	18	2.0	0	-	-
J. Sink	-	4	-	-	14	3.5	0	-	-
N. James	-	1	-	-	4	4.0	0	-	-

PASSING

Player	G	Effic	C-A-I	Pct	Yds	TD	Lg	Avg/G
-	-	-	-	-	-	-	-	-

RECEIVING

Player	G	No.	Yds	Avg	TD	Lg	Avg/G
-	-	-	-	-	-	-	-

SCORING

Player	TD	FG	Kick	Rush	Rcv	Pass	Dxp	Saf	Pts
K. Brewer	8	-	3	-	-	-	-	-	51
J. Brownlee	1	-	-	-	-	-	-	-	6
J. Harton	1	-	-	-	-	-	-	-	6
L. Mason	1	-	-	-	-	-	-	-	6
J. Mullen	0	-	1	-	-	-	-	-	1

PUNTING

Player	No.	Yds	Avg	Lg	TB	FC	i20	50+	Blk
-	-	-	-	-	-	-	-	-	-

KICKOFF RETURNS

Player	No.	Yds	Avg	TD	Lg
L. Mason	-	-	-	1	-

PUNT RETURNS

Player	No.	Yds	Avg	TD	Lg
-	-	-	-	-	-

INTERCEPTIONS

Player	No.	Yds	Avg	TD	Lg
J. Harton	-	-	-	1	-

FIELD GOALS

Player	FGM-A	Pct	1-19	20-29	30-39	40-49	50+	Lg	Blk
-	-	-	-	-	-	-	-	-	-

TOTAL OFFENSE LEADERS

Player	G	Plays	Rush	Pass	Total	Avg/G
-	-	-	-	-	-	-

ALL PURPOSE YARDAGE LEADERS

Player	G	Rush	Rec	PR	KOR	IR	Total	Avg/G
-	-	-	-	-	-	-	-	-

TACKLE LEADERS

Player	G	UA	A	Tot	TFL/Yds	Sacks/Yds	PBU
-	-	-	-	-	-	-	-

CAUSED FUMBLES

-

FUMBLE RECOVERIES

-

1932

Overall Record: 7-3 SC: 5-3 (9th)

Head Coach: Wallace Wade

Assistant Coaches: Eddie Cameron (Backfield), Dumpy Hagler (Line), Carl Voyles (End)

Starting Lineup: E Earle Wentz or Harry Rossiter, E Tom Rogers, T Nick Porreca, T Roy Phipps or Fred Crawford, G Jack Dunlap, G Carl Schock or Howard Andrews, C E.B. Dunlap, QB Lowell Mason, HB Kenneth Abbott, HB Nick Laney, FB Arthur Ershler

All-SC: -

All-America: Fred Crawford² | Academic All-America: -

Miscellaneous Awards: -

S 24	Davidson	H	W	13-0	-	Mason 15-68 rushing & 1 TD; Cox 7-36 rushing & 1 TD; Punting: Duke 14-540, DAV 20-642; Passing: Duke 0-1, DAV 0-2
O 1	VMI	A	W	44-0	-	Laney 2 rushing TDs; Halftime: Duke, 19-0
O 8	Auburn	A	L	7-18	-	AUB HB Kimbrell 3 TDs; AUB converts 2 Duke fumbles into TDs in first 10 minutes; Cox 24-67 rushing; Laney DNP (injury)
O 15	Maryland	H	W	34-0	-	Laney 15-80 rushing; Cox 20-76 rushing & 2 TDs; Rushing yards: Duke 244, MD -15; Crawford 1 FR; Halftime: Duke, 7-0
O 21	Wake Forest	H	W	9-0	-	Laney 60-yard TD rush (1st); WF HB Wall tackled by Crawford in EZ for safety (2nd)
O 29	Tennessee	A	L	13-16	-	TENN HB Wynn GW FG (4th); TENN HB Feathers 2 TDs; Crawford 72-yard INT return for TD
N 5	Kentucky	H	W	13-0	-	-
N 12	N.C. State	A	L	0-6	-	NCS FB Chumiskey 1-yard TD rush (3rd); Duke offense failed to cross midfield; Rushing yards: Duke 54, NCS 133
N 19	North Carolina	A	W	7-0	-	Laney 2-yard TD rush (1st); Wentz blocked punt; Punts: Duke 14, UNC 14
N 25	Washington & Lee	H	W	13-0	-	Abbott 2 TDs; 1st downs: Duke 13, W&L 0; Total offense: Duke 271, W&L 37

	1st	2nd	3rd	4th	OT	Total
Duke	-	-	-	-	-	153
Opponents	-	-	-	-	-	40
TEAM STATISTICS						
				Duke		Opponents
SCORING				153		40
Points Per Game				15.3		4.0
FIRST DOWNS				-		-
Rushing				-		-
Passing				-		-
Penalty				-		-
RUSHING YARDAGE				-		-
Yards gained rushing				-		-
Yards lost rushing				-		-
Rushing Attempts				-		-
Average Per Rush				-		-
Average Per Game				-		-
TDs Rushing				-		-
PASSING YARDAGE				-		-
Comp-Att-Int				-		-
Average Per Pass				-		-
Average Per Catch				-		-
Average Per Game				-		-
TDs Passing				-		-
TOTAL OFFENSE				-		-
Total Plays				-		-
Average Per Play				-		-
Average Per Game				-		-
KICK RETURNS: #-Yards				-		-
PUNT RETURNS: #-Yards				-		-
INT RETURNS: #-Yards				-		-
KICK RETURN AVERAGE				-		-
PUNT RETURN AVERAGE				-		-
INT RETURN AVERAGE				-		-
FUMBLES-LOST				-		-
PENALTIES-Yards				-		-
Average Per Game				-		-
PUNTS-Yards				-		-
Average Per Punt				-		-
Net punt average				-		-
KICKOFFS-Yards				-		-
Average Per Kick				-		-
Net kick average				-		-
TIME OF POSSESSION/Game				-		-
3RD-DOWN Conversions				-		-
3rd-Down Pct				-		-
4TH-DOWN Conversions				-		-
4th-Down Pct				-		-
SACKS BY-Yards				-		-
TOUCHDOWNS SCORED				23		5
FIELD GOALS-ATTEMPTS				-		-
ON-SIDE KICKS				-		-
RED-ZONE SCORES				-		-
RED-ZONE TOUCHDOWNS				-		-
PAT-ATTEMPTS				-		-

RUSHING

Player	G	Att	Gain	Loss	Net	Avg	TD	Lg	Avg/G
N. Laney	-	114	-	-	472	4.1	5	-	-
L. Mason	-	116	-	-	304	2.6	4	-	-
R. Cox	-	82	-	-	283	3.5	4	-	-
K. Abbott	-	52	-	-	145	2.8	4	-	-
J. Brownlee	-	31	-	-	139	4.5	1	-	-
B.O. Cornelius	-	15	-	-	52	3.5	0	-	-
H. Hendrickson	-	5	-	-	13	2.6	0	-	-

PASSING

Player	G	Effic	C-A-I	Pct	Yds	TD	Lg	Avg/G
-								

RECEIVING

Player	G	No.	Yds	Avg	TD	Lg	Avg/G
-							

SCORING

Player	TD	FG	Kick	Rush	Rcv	Pass	Dxp	Saf	Pts
N. Laney	5	-	-	-	-	-	-	-	30
K. Abbott	4	-	4	-	-	-	-	-	28
R. Cox	4	-	3	-	-	-	-	-	27
L. Mason	4	-	-	-	-	-	-	-	24
J. Brownlee	1	-	-	-	-	-	-	-	6
F. Crawford	1	-	-	-	-	-	-	-	6
N. James	1	-	-	-	-	-	-	-	6
E. Tarrall	1	-	-	-	-	-	-	-	6
E. Wentz	1	-	-	-	-	-	-	-	6
H. Rossiter	1	-	-	-	-	-	-	-	6
B.O. Cornelius	0	-	3	-	-	-	-	-	3
A. Ershler	0	-	3	-	-	-	-	-	3

PUNTING

Player	No.	Yds	Avg	Lg	TB	FC	i20	50+	Blk
-									

KICKOFF RETURNS

Player	No.	Yds	Avg	TD	Lg
-					

PUNT RETURNS

Player	No.	Yds	Avg	TD	Lg
-					

INTERCEPTIONS

Player	No.	Yds	Avg	TD	Lg
F. Crawford	-	-	-	1	-

FIELD GOALS

Player	FGM-A	Pct	1-19	20-29	30-39	40-49	50+	Lg	Blk
-									

TOTAL OFFENSE LEADERS

Player	G	Plays	Rush	Pass	Total	Avg/G
-						

ALL PURPOSE YARDAGE LEADERS

Player	G	Rush	Rec	PR	KOR	IR	Total	Avg/G
-								

TACKLE LEADERS

Player	G	UA	A	Tot	TFL/Yds	Sacks/Yds	PBU
-							

CAUSED FUMBLES

-

FUMBLE RECOVERIES

-

1933

Overall Record: 9-1 SC: 4-0 (1st)

Southern Conference Champions

Head Coach: Wallace Wade

Assistant Coaches: Eddie Cameron (Backfield), Dumpy Hagler (Line), Carl Voyles (End), Herschel Caldwell (Freshman), Freddie Sington (Freshman Line), Alex Waite (Freshman Line)

Starting Lineup: E Earle Wentz, E Tom Rogers, T Gus Durner, T Fred Crawford, G Jack Dunlap, G Carl Schock, C E.B. Dunlap, QB Horace Hendrickson, LHB B.O. Cornelius, RHB Harry Rossiter, FB Robert Cox

Captains: Carl Schock | Team MVP: Fred Crawford

All-SC: Fred Crawford, Tom Rogers, Horace Hendrickson, Robert Cox

All-America: Fred Crawford | Academic All-America: -

Miscellaneous Awards: -

S 30	VMI	N	W	37-6	10,000	Cox 3 TD rushes (8, 2 & 1); McAninch 65-yard TD pass from Rossiter; Total offense: Duke 564, VMI 51
O 7	Wake Forest	H	W	22-0	-	-
O 14	Tennessee	H	W	10-2	22,000	Cornelius 18-yard FG, 15-yard TD rush & PAT; Cox 15-49 rushing
O 21	Davidson	A	W	19-7	-	Cox 8-28 rushing & 2 TDs; Cornelius 7-70 rushing
O 28	Kentucky	A	W	14-7	15,000	Cox GW 1-yard TD rush (1st play of 4th); Cox 2 TD rushes; Duke TO on downs at KENT 1 (3rd)
N 4	Auburn	H	W	13-7	-	Cox 20-49 rushing & 1 TD; Rogers 2-38 receiving & 1 TD; Punting: Duke 13-518, AUB 13-544
N 11	Maryland	A	W	38-7	10,000	Ward 3 total TDs (2 rush); Alexander 20-93 rushing & 1 TD; Laney 16-58 rushing + 2 TD passes
N 18	North Carolina	H	W	21-0	32,000	Cornelius 10-43 rushing; Hendrickson 4-21 rushing & 2 TDs; UNC HB McDonald 15-41 rushing; Duke defense 8 INTs
N 25	N.C. State	H	W	7-0	10,000	Alexander GW 2-yard TD rush (4th); Alexander 15-47 rushing; E.B. Dunlap INT of HB McQuage ends NCS final drive (4th)
D 2	Georgia Tech	A	L	0-6	16,000	GT E Davis 7-yard TD rush (2nd); Duke TO on downs ends final drive at GT 27 (4th); GT defense 6 INTs

N Greensboro, N.C.

	1st	2nd	3rd	4th	OT	Total
Duke	-	-	-	-	-	181
Opponents	-	-	-	-	-	42
TEAM STATISTICS						
				Duke		Opponents
SCORING				181		42
Points Per Game				18.1		4.2
FIRST DOWNS						
Rushing						
Passing						
Penalty						
RUSHING YARDAGE						
Yards gained rushing						
Yards lost rushing						
Rushing Attempts						
Average Per Rush						
Average Per Game						
TDs Rushing						
PASSING YARDAGE						
Comp-Att-Int						
Average Per Pass						
Average Per Catch						
Average Per Game						
TDs Passing						
TOTAL OFFENSE						
Total Plays						
Average Per Play						
Average Per Game						
KICK RETURNS: #-Yards						
PUNT RETURNS: #-Yards						
INT RETURNS: #-Yards						
KICK RETURN AVERAGE						
PUNT RETURN AVERAGE						
INT RETURN AVERAGE						
FUMBLES-LOST						
PENALTIES-Yards						
Average Per Game						
PUNTS-Yards						
Average Per Punt						
Net punt average						
KICKOFFS-Yards						
Average Per Kick						
Net kick average						
TIME OF POSSESSION/Game						
3RD-DOWN Conversions						
3rd-Down Pct						
4TH-DOWN Conversions						
4th-Down Pct						
SACKS BY-Yards						
TOUCHDOWNS SCORED				27		6
FIELD GOALS-ATTEMPTS						
ON-SIDE KICKS						
RED-ZONE SCORES						
RED-ZONE TOUCHDOWNS						
PAT-ATTEMPTS						

RUSHING

Player	G	Att	Gain	Loss	Net	Avg	TD	Lg	Avg/G
R. Cox	-	152	-	-	467	3.1	-	-	-
B.O. Cornelius	-	62	-	-	357	5.8	-	-	-
N. Laney	-	102	-	-	337	3.3	-	-	-
J. Alexander	-	59	-	-	257	4.4	-	-	-
J. Ward	-	21	-	-	114	5.4	-	-	-
H. Hendrickson	-	24	-	-	85	3.5	-	-	-
H. Rossiter	-	15	-	-	67	4.5	-	-	-
R. McAninch	-	25	-	-	62	2.5	-	-	-
A. Kelly	-	8	-	-	30	3.8	-	-	-
E. Terrall	-	4	-	-	18	4.5	-	-	-
Nordstrom	-	1	-	-	4	4.0	-	-	-
W. Brumbach	-	2	-	-	2	1.0	-	-	-
A. Keller	-	3	-	-	0	0.0	-	-	-

PASSING

Player	G	Effic	C-A-I	Pct	Yds	TD	Lg	Avg/G
-								

RECEIVING

Player	G	No.	Yds	Avg	TD	Lg	Avg/G
-							

SCORING

Player	TD	FG	Kick	Rush	Rcv	Pass	Dxp	Saf	Pts
R. Cox	11	-	3	-	-	-	-	-	69
J. Alexander	5	-	-	-	-	-	-	-	30
B.O. Cornelius	1	1	9	-	-	-	-	-	18
T. Rogers	3	-	-	-	-	-	-	-	18
H. Hendrickson	2	-	2	-	-	-	-	-	14
J. Ward	2	-	-	-	-	-	-	-	12
Jones	1	-	-	-	-	-	-	-	6
N. Laney	1	-	-	-	-	-	-	-	6
R. McAninch	1	-	-	-	-	-	-	-	6

PUNTING

Player	No.	Yds	Avg	Lg	TB	FC	i20	50+	Blk
-									

KICKOFF RETURNS

Player	No.	Yds	Avg	TD	Lg
-					

PUNT RETURNS

Player	No.	Yds	Avg	TD	Lg
-					

INTERCEPTIONS

Player	No.	Yds	Avg	TD	Lg
-					

FIELD GOALS

Player	FGM-A	Pct	1-19	20-29	30-39	40-49	50+	Lg	Blk
-									

TOTAL OFFENSE LEADERS

Player	G	Plays	Rush	Pass	Total	Avg/G
-						

ALL PURPOSE YARDAGE LEADERS

Player	G	Rush	Rec	PR	KOR	IR	Total	Avg/G
-								

TACKLE LEADERS

Player	G	UA	A	Tot	TFL/Yds	Sacks/Yds	PBU
-							

CAUSED FUMBLES

FUMBLE RECOVERIES

1934

Overall Record: 7-2 SC: 3-1 (t3rd)

Head Coach: Wallace Wade

Assistant Coaches: Eddie Cameron (Backfield), Dumpy Hagler (Line), Carl Voyles (End)

Starting Lineup: LE Earle Wentz, LT Gus Durner, LG James Johnston, C E.B. Dunlap, RG Jack Dunlap, RT Joe Cardwell or Thomas Power, RE Elmer Tarrall, QB Ace Parker, LHB B.O. Cornelius, RHB Jule Ward, FB Jack Alexander

Captain: Jack Dunlap | Team MVP: Earle Wentz

All-SC: Earle Wentz, Gus Durner, Jack Dunlap, Ace Parker, B.O. Cornelius

All-America: Earle Wentz², Jack Dunlap³ | Academic All-America: –

Miscellaneous Awards: –

S 29	VMI	A	W	46-0	–	Alexander 3 TD rushes (13, 6 & 1); Wentz 26-yard blocked punt return for TD; Whitener 25-yard INT return for TD; Halftime: Duke, 6-0
O 6	Clemson	H	W	20-6	7,000	Cornelius 3-yard TD rush & 68-yard PR for TD; Parker 8-34 rushing & 1 TD; Alexander 14-58 rushing; Duke passing 0-2 & 1 INT
O 13	Georgia Tech	H	W	20-0	30,000	Parker 18-yard TD pass to Wentz & 35-yard TD pass to Cornelius; Alexander 1-yard TD rush; Total offense: Duke 187, GT 114
O 20	Davidson	A	W	20-0	10,000	Parker 14-92 rushing & 1 TD; Whitener 11-30 rushing & 1 TD; Duke defense 4 INTs; Duke passing 0-2
O 27	Tennessee	A	L	6-14	20,000	TENN HB Vaughan 41 rushing yards & 1 TD; TENN HB Palmer 1 TD rush; Tarrell 14-yard blocked punt return for TD; Parker 15 punts
N 3	Auburn	A	W	13-6	3,000	Cornelius GW PAT following own 21-yard TD pass from Parker (4th); Alexander 40-yard TD rush (4th); Duke defense 4 FRs
N 10	Wake Forest	H	W	28-7	–	Cornelius 4-34 rushing & 1 TD; Alexander 37-yard INT return for TD; Johnston 66-yard PR return for TD; Duke defense 4 INTs
N 17	North Carolina	A	L	0-7	30,000	UNC E Buck GW 12-yard TD pass from HB Jackson (4th); Duke incomplete pass ends final drive from UNC 35 (:00; 4th)
D 1	N.C. State	H	W	32-0	9,000	Parker 2 total TDs (1 rush & 1 pass); Cornelius 11-54 rushing & 1 TD; NCS FB Rex 4-41 rushing; TDs: Duke 1, NCS 4

	1st	2nd	3rd	4th	OT	Total
Duke	–	–	–	–	–	185
Opponents	–	–	–	–	–	40
TEAM STATISTICS						
						Duke
						Opponents
SCORING						185
Points Per Game						20.6
FIRST DOWNS						–
Rushing						–
Passing						–
Penalty						–
RUSHING YARDAGE						–
Yards gained rushing						–
Yards lost rushing						–
Rushing Attempts						–
Average Per Rush						–
Average Per Game						–
TDs Rushing						–
PASSING YARDAGE						–
Comp-Att-Int						–
Average Per Pass						–
Average Per Catch						–
Average Per Game						–
TDs Passing						–
TOTAL OFFENSE						–
Total Plays						–
Average Per Play						–
Average Per Game						–
KICK RETURNS: #-Yards						–
PUNT RETURNS: #-Yards						–
INT RETURNS: #-Yards						–
KICK RETURN AVERAGE						–
PUNT RETURN AVERAGE						–
INT RETURN AVERAGE						–
FUMBLES-LOST						–
PENALTIES-Yards						–
Average Per Game						–
PUNTS-Yards						–
Average Per Punt						–
Net punt average						–
KICKOFFS-Yards						–
Average Per Kick						–
Net kick average						–
TIME OF POSSESSION/Game						–
3RD-DOWN Conversions						–
3rd-Down Pct						–
4TH-DOWN Conversions						–
4th-Down Pct						–
SACKS BY-Yards						–
TOUCHDOWNS SCORED						28
FIELD GOALS-ATTEMPTS						6
ON-SIDE KICKS						–
RED-ZONE SCORES						–
RED-ZONE TOUCHDOWNS						–
PAT-ATTEMPTS						–

RUSHING

Player	G	Att	Gain	Loss	Net	Avg	TD	Lg	Avg/G
J. Alexander	–	112	–	–	429	3.8	–	–	–
B.O. Cornelius	–	79	–	–	355	4.5	–	–	–
A. Parker	–	86	–	–	325	3.8	–	–	–
P. Whitener	–	49	–	–	183	3.7	–	–	–
E. Wentz	–	7	–	–	71	10.1	–	–	–
Jo. Johnston	–	12	–	–	43	3.6	–	–	–
R. McAninch	–	29	–	–	33	1.1	–	–	–
S. Leven	–	4	–	–	8	2.0	–	–	–
J. Ward	–	2	–	–	5	2.5	–	–	–
S. McCaskill	–	2	–	–	3	1.5	–	–	–
F. Liana	–	1	–	–	2	1.0	–	–	–

PASSING

Player	G	Effic	C-A-I	Pct	Yds	TD	Lg	Avg/G
–								

RECEIVING

Player	G	No.	Yds	Avg	TD	Lg	Avg/G
–							

SCORING

Player	TD	FG	Kick	Rush	Rcv	Pass	Dxp	Saf	Pts
B.O. Cornelius	7	–	–	–	–	–	–	–	42
J. Alexander	6	–	–	–	–	–	–	–	36
E. Wentz	3	–	–	–	–	–	–	–	18
A. Parker	3	–	–	–	–	–	–	–	18
P. Whitener	3	–	–	–	–	–	–	–	18
Jo. Johnston	2	–	–	–	–	–	–	–	12
S. Leven	1	–	–	–	–	–	–	–	6
R. McAninch	1	–	–	–	–	–	–	–	6
E. Tarrall	1	–	–	–	–	–	–	–	6
J. Ward	1	–	–	–	–	–	–	–	6

PUNTING

Player	No.	Yds	Avg	Lg	TB	FC	i20	50+	Blk
–									

KICKOFF RETURNS

Player	No.	Yds	Avg	TD	Lg
–					

PUNT RETURNS

Player	No.	Yds	Avg	TD	Lg
B.O. Cornelius	–	–	–	1	–
Jo. Johnston	–	–	–	1	–
E. Tarrall	–	–	–	1	–
E. Wentz	–	–	–	1	–

INTERCEPTIONS

Player	No.	Yds	Avg	TD	Lg
J. Alexander	–	–	–	1	–
P. Whitener	–	–	–	1	–

FIELD GOALS

Player	FGM-A	Pct	1-19	20-29	30-39	40-49	50+	Lg	Blk
–									

TOTAL OFFENSE LEADERS

Player	G	Plays	Rush	Pass	Total	Avg/G
–						

ALL PURPOSE YARDAGE LEADERS

Player	G	Rush	Rec	PR	KOR	IR	Total	Avg/G
–								

TACKLE LEADERS

Player	G	UA	A	Tot	TFL/Yds	Sacks/Yds	PBU
–							

CAUSED FUMBLES

FUMBLE RECOVERIES

1935

Overall Record: 8-2 SC: 5-0 (1st)

Southern Conference Champions

Head Coach: Wallace Wade

Assistant Coaches: Eddie Cameron (Backfield), Dumpy Hagler (Line), Carl Voyles (End)

Starting Lineup: LE Ed West, LT Joe Brunansky, LG James Johnston, C Jack Hennemier, RG Joe Cardwell, RT Gus Durner, RE Richard Taliaferro, QB Ace Parker, LHB Sam McCaskill, RHB Jule Ward, FB Jack Alexander

Captain: James Johnston | Team MVP: Jack Hennemier

All-SC: Ace Parker, Gus Durner, James Johnston

All-America: Ace Parker² | Academic All-America: -

Miscellaneous Awards: -

S 21	Wake Forest	N ¹	W	26-7	13,000	Parker 13-140 rushing & 3 TDs (56, 3 & 1); Smith 95-yard KOR for TD; Duke passing 0-0; WF passing 4-4, 116 yards; Halftime: 0-0
S 28	South Carolina	H	W	47-0	8,000	Parker 11-142 rushing & 2 TDs (54 & 39); Duke 6 players with 50+ rushing yards; Hackney 61-yard KOR for TD
O 5	Washington & Lee	N ²	W	26-0	15,000	Ward 10-101 rushing & 1 TD (58); Parker 18-91 rushing & 3 TDs (8, 21 & 16); TOs: Duke 1, W&L 7
O 12	Clemson	H	W	38-12	9,000	Hackney 18-108 rushing & 1 TD; Ward 4-83 rushing & 1 TD; Rushing yards: Duke 318, CLEM 102; Halftime: Duke, 26-6; Parker DNP (injury)
O 19	Georgia Tech	A	L	0-6	12,000	GT HB Jones GW 4-yard TD rush (4th); GT HB Edwards 19-103 rushing; Ward 72 rushing yards; Total offense: Duke 135, GT 277
O 25	Auburn	H	L	0-7	8,000	AUB G Gantt 18-yard blocked punt return for TD (1st); Parker 20-80 rushing; Duke TO on downs ends final drive at AUB 39 (4th)
N 2	Tennessee	H	W	19-6	15,000	Hackney 14-123 rushing & 2 TDs (10 & 8); Parker 12-79 rushing + 5-239 punting; TOs: Duke 0, TENN 6; Halftime: 6-6
N 9	Davidson	A	W	26-7	7,000	Hackney 8-144 rushing & 1 TD (65) + 1 TD pass; Rushing yards: Duke 304, DAV 65; Halftime: Duke, 13-0
N 16	North Carolina	H	W	25-0	46,880	Alexander 11-193 rushing & 1 TD + 90-yard INT return for TD; Ward 15-104 rushing & 1 TD (47); Duke 408 rushing yards
N 23	N. C. State	A	W	7-0	10,000	Parker 13-94 rushing & 1 TD (40); Total offense: Duke 150, NCS 184; NCS passing 2-16, 41 yards & 3 INTs

N¹ Greensboro, N.C.

N² Richmond, Va.

	1st	2nd	3rd	4th	OT	Total
Duke	-	-	-	-	-	214
Opponents	-	-	-	-	-	45
TEAM STATISTICS						
				Duke		Opponents
SCORING				214		45
Points Per Game				21.4		4.5
FIRST DOWNS				108		85
Rushing				-		-
Passing				-		-
Penalty				-		-
RUSHING YARDAGE				2,614		1,515
Yards gained rushing				-		-
Yards lost rushing				-		-
Rushing Attempts				-		-
Average Per Rush				-		-
Average Per Game				261.4		151.5
TDs Rushing				-		-
PASSING YARDAGE				458		646
Comp-Att-Int				24-87-4		44-126-23
Average Per Pass				5.3		5.1
Average Per Catch				19.1		14.7
Average Per Game				45.8		64.6
TDs Passing				-		-
TOTAL OFFENSE				3,072		2,161
Total Plays				-		-
Average Per Play				-		-
Average Per Game				307.2		216.1
KICK RETURNS: #-Yards				-		-
PUNT RETURNS: #-Yards				-		-
INT RETURNS: #-Yards				-		-
KICK RETURN AVERAGE				-		-
PUNT RETURN AVERAGE				7.3		4.6
INT RETURN AVERAGE				-		-
FUMBLES-LOST				36-15		29-22
PENALTIES-Yards				52-365		36-290
Average Per Game				36.5		29.0
PUNTS-Yards				96-3,880		104-3,792
Average Per Punt				40.4		36.5
Net punt average				-		-
KICKOFFS-Yards				-		-
Average Per Kick				-		-
Net kick average				-		-
TIME OF POSSESSION/Game				-		-
3RD-DOWN Conversions				-		-
3rd-Down Pct				-		-
4TH-DOWN Conversions				-		-
4th-Down Pct				-		-
SACKS BY-Yards				-		-
TOUCHDOWNS SCORED				33		7
FIELD GOALS-ATTEMPTS				-		-
ON-SIDE KICKS				-		-
RED-ZONE SCORES				-		-
RED-ZONE TOUCHDOWNS				-		-
PATS				14		3

RUSHING

Player	G	Att	Gain	Loss	Net	Avg	TD	Lg	Avg/G
A. Parker	-	119	-	-	884	7.4	10	-	-
J. Ward	-	87	-	-	594	6.8	4	-	-
E. Hackney	-	70	-	-	521	7.4	5	-	-
J. Alexander	-	61	-	-	424	7.0	4	-	-
H. Hudgins	-	37	-	-	200	5.4	2	-	-
H. Smith	-	47	-	-	176	3.7	1	-	-
M. Clark	-	10	-	-	27	2.7	0	-	-
E. West	-	11	-	-	54	4.9	0	-	-
F. Liana	-	11	-	-	35	3.2	1	-	-

PASSING

Player	G	Effic	C-A-I	Pct	Yds	TD	Lg	Avg/G
-	-	-	-	-	-	-	-	-

RECEIVING

Player	G	No.	Yds	Avg	TD	Lg	Avg/G
-	-	-	-	-	-	-	-

SCORING

Player	TD	FG	Kick	Rush	Rcv	Pass	Dxp	Saf	Pts
A. Parker	10	-	-	-	-	-	-	-	60
E. Hackney	6	-	-	-	-	-	-	-	36
J. Alexander	5	-	-	-	-	-	-	-	30
J. Ward	4	-	6	-	-	-	-	-	30
S. Gardner	1	-	8	-	-	-	-	-	14
H. Smith	2	-	-	-	-	-	-	-	12
H. Hudgins	2	-	-	-	-	-	-	-	12
R. Taliaferro	1	-	-	-	-	-	-	-	6
E. West	1	-	-	-	-	-	-	-	6
F. Liana	1	-	-	-	-	-	-	-	6
TEAM	-	-	-	-	-	-	-	-	1 2

PUNTING

Player	No.	Yds	Avg	Lg	TB	FC	i20	50+	Blk
-	-	-	-	-	-	-	-	-	-

KICKOFF RETURNS

Player	No.	Yds	Avg	TD	Lg
E. Hackney	-	-	-	1	-
H. Smith	-	-	-	1	-
E. West	-	-	-	1	-

PUNT RETURNS

Player	No.	Yds	Avg	TD	Lg
-	-	-	-	-	-

INTERCEPTIONS

Player	No.	Yds	Avg	TD	Lg
J. Alexander	-	-	-	1	-

FIELD GOALS

Player	FGM-A	Pct	1-19	20-29	30-39	40-49	50+	Lg	Blk
-	-	-	-	-	-	-	-	-	-

TOTAL OFFENSE LEADERS

Player	G	Plays	Rush	Pass	Total	Avg/G
-	-	-	-	-	-	-

ALL PURPOSE YARDAGE LEADERS

Player	G	Rush	Rec	PR	KOR	IR	Total	Avg/G
-	-	-	-	-	-	-	-	-

TACKLE LEADERS

Player	G	UA	A	Tot	TFL/Yds	Sacks/Yds	PBU
-	-	-	-	-	-	-	-

CAUSED FUMBLES

-

FUMBLE RECOVERIES

-

1936

Overall Record: 9-1 SC: 7-0 (1st) Final National Ranking: 11th (AP)

Southern Conference Champions

Head Coach: Wallace Wade

Assistant Coaches: Eddie Cameron (Backfield), Dumpy Hagler (Line), Carl Voyles (End)

Starting Lineup: LE Frank Liana, LT Joe Brunansky, LG Fred Yorke or Clarence Badgett, C Dan Hill, RG Woodrow Lipscomb or Robert Alabaster, RT Joe Cardwell or Thomas Power, RE Richard Taliaferro, OB Elmore Hackney, LHB Ace Parker, RHB Eric Tipton, FB Sam Gardner

Captain: Ace Parker | Team MVP: Ace Parker

All-SC: Joe Brunansky, Joe Cardwell, Dan Hill, Elmore Hackney, Ace Parker

All-America: Ace Parker¹, Joe Brunansky³ | Academic All-America: –

Miscellaneous Awards: –

S 19	Davidson	N ¹	W	13-0	9,101	Parker 8-83 rushing; Tipton 12-61 rushing; Smith 11-33 rushing & 1 TD; Rushing yards: Duke 234, DAV 85; Halftime: Duke, 6-0
S 26	Colgate	H	W	6-0	22,360	Tipton 17-84 rushing & 1 TD; Parker 13-60 rushing; Rushing yards: Duke 211, COL 25; Duke defense 4 INTS
O 3	South Carolina	A	W	21-0	6,382	Parker 18-98 rushing & 1 TD; Hackney 13-64 rushing & 1 TD; Rushing yards: Duke 218, SCAR 13; Halftime: Duke, 7-0
O 10	Clemson	H	W	25-0	4,127	Tipton 12-56 rushing & 1 TD; Lipscomb blocked punt recovery in EZ for TD; Rushing yards: Duke 196, CLEM 38; Halftime: 0-0
O 17	Georgia Tech	H	W	19-6	29,953	Tipton 15-37 rushing & 1 TD; Johnston 20-yard TD pass from Parker; Total offense: Duke 169, GT 191; Duke defense 3 INTS
O 24	Tennessee (2/-)	A	L	13-15	13,263	TENN HB Harp GW 70-yard punt return for TD (4th); Harp INT of Parker ends final Duke drive (4th); Hackney 52-yard PR for TD
O 31	Washington & Lee (13/-)	N ²	W	51-0	6,691	Johnston 14-112 rushing & 1 TD (60); O'Mara 2 rushing TDs; Spangler 45-yard INT return for TD; Rushing yards: Duke 261, W&L 2
N 7	Wake Forest (15/-)	A	W	20-0	3,546	Parker 14-154 rushing & 1 TD (55); Tipton 15-55 rushing & 1 TD; Rushing yards: Duke 366, WF 5; Halftime: Duke, 6-0
N 14	North Carolina (13/-)	A	W	27-7	32,000	Parker 105-yard KOR for TD after UNC tied game 7-7 (3rd); Rushing yards: Duke 269, UNC 72; Duke defense 3 INTS
N 26	N.C. State (11/-)	H	W	13-0	17,320	Parker GW 8-yard TD rush (4th) + 70-yard PR for TD (4th); O'Mara 20-101 rushing; Rushing yards: Duke 217, NCS 20

N¹ Greensboro, N.C.

N² Richmond, Va.

	1st	2nd	3rd	4th	OT	Total
Duke	-	-	-	-	-	208
Opponents	-	-	-	-	-	28
TEAM STATISTICS						
				Duke		Opponents
SCORING				208		28
Points Per Game				20.8		2.8
FIRST DOWNS				117		65
Rushing				-		-
Passing				-		-
Penalty				-		-
RUSHING YARDAGE				2,218		488
Yards gained rushing				2,361		735
Yards lost rushing				143		247
Rushing Attempts				517		-
Average Per Rush				4.3		-
Average Per Game				221.8		48.8
TDs Rushing				-		-
PASSING YARDAGE				627		540
Comp-Att-Int				40-114-14		46-132-22
Average Per Pass				5.5		4.1
Average Per Catch				15.7		11.7
Average Per Game				62.7		54.0
TDs Passing				-		-
TOTAL OFFENSE				2,845		1,028
Total Plays				-		-
Average Per Play				-		-
Average Per Game				284.5		102.8
KICK RETURNS: #-Yards				-		-
PUNT RETURN YARDS				895		401
INT RETURNS: #-Yards				-		-
KICK RETURN AVERAGE				-		-
PUNT RETURN AVERAGE				-		-
INT RETURN AVERAGE				-		-
FUMBLES-LOST				20-14		20-12
PENALTIES-Yards				49-373		25-184
Average Per Game				37.3		18.4
PUNTS				95		117
Average Per Punt				38.5		37.3
Net punt average				-		-
KICKOFFS-Yards				-		-
Average Per Kick				-		-
Net kick average				-		-
TIME OF POSSESSION/Game				-		-
3RD-DOWN Conversions				-		-
3rd-Down Pct				-		-
4TH-DOWN Conversions				-		-
4th-Down Pct				-		-
SACKS BY-Yards				-		-
TOUCHDOWNS SCORED				32		4
FIELD GOALS-ATTEMPTS				-		-
ON-SIDE KICKS				-		-
RED-ZONE SCORES				-		-
RED-ZONE TOUCHDOWNS				-		-
PATS				16		2

RUSHING

Player	G	Att	Gain	Loss	Net	Avg	TD	Lg	Avg/G
A. Parker	-	111	-	-	647	5.8	-	-	-
E. Tipton	-	112	-	-	415	3.7	-	-	-
E. Hackney	-	77	-	-	348	4.5	-	-	-
R. O'Mara	-	69	-	-	303	4.4	-	-	-
J. Johnston	-	40	-	-	246	6.2	-	-	-
H. Smith	-	78	-	-	199	1.5	-	-	-
H. Hudgins	-	28	-	-	73	2.6	-	-	-
S. Gardner	-	1	-	-	8	8.0	-	-	-
F. Liana	-	1	-	-	5	5.0	-	-	-

PASSING

Player	G	Effic	C-A-I	Pct	Yds	TD	Lg	Avg/G
-								

RECEIVING

Player	G	No.	Yds	Avg	TD	Lg	Avg/G
-							

SCORING

Player	TD	FG	Kick	Rush	Rcv	Pass	Dxp	Saf	Pts
A. Parker	8	-	-	-	-	-	-	-	52
H. Smith	6	-	-	-	-	-	-	-	40
E. Tipton	6	-	-	-	-	-	-	-	36
E. Hackney	5	-	-	-	-	-	-	-	30
R. O'Mara	3	-	-	-	-	-	-	-	18
J. Johnston	2	-	-	-	-	-	-	-	14
W. Lipscomb	1	-	-	-	-	-	-	-	6
R. Spangler	1	-	-	-	-	-	-	-	6

PUNTING

Player	No.	Yds	Avg	Lg	TB	FC	i20	50+	Blk
-									

KICKOFF RETURNS

Player	No.	Yds	Avg	TD	Lg
A. Parker	-	-	-	1	105

PUNT RETURNS

Player	No.	Yds	Avg	TD	Lg
E. Hackney	-	-	-	1	-
W. Lipscomb	-	-	-	1	-
A. Parker	-	-	-	1	-

INTERCEPTIONS

Player	No.	Yds	Avg	TD	Lg
R. Spangler	-	-	-	1	-

FIELD GOALS

Player	FGM-A	Pct	1-19	20-29	30-39	40-49	50+	Lg	Blk
-									

TOTAL OFFENSE LEADERS

Player	G	Plays	Rush	Pass	Total	Avg/G
-						

ALL PURPOSE YARDAGE LEADERS

Player	G	Rush	Rec	PR	KOR	IR	Total	Avg/G
-								

TACKLE LEADERS

Player	G	UA	A	Tot	TFL/Yds	Sacks/Yds	PBU
-							

CAUSED FUMBLES

-

FUMBLE RECOVERIES

-

1937

Overall Record: 7-2-1 SC: 5-1 (4th) Final National Ranking: 20th (AP)

Head Coach: Wallace Wade

Assistant Coaches: Eddie Cameron (Backfield), Dumpy Hagler (Line), Carl Voyles (End)

Starting Lineup: LE Herbert Hudgins, LT Joe Brunansky, LG Clarence Badgett, C Dan Hill, RG Woodrow Lipscomb, RT Fred Yorke, RE Charles Fischer or Fred Edwards, QB Elmore Hackney, LHB Robert Spangler, RHB Eric Tipton, FB Robert O'Mara

Captain: Woodrow Lipscomb | Team MVP: Elmore Hackney

All-SC: Elmore Hackney, Joe Brunansky, Herbert Hudgins, Woodrow Lipscomb

All-America: Elmore Hackney², Joe Brunansky² | Academic All-America: –

Miscellaneous Awards: –

S 25	Virginia Tech	N ¹	W	25-0	7,768	Tipton 25-110 rushing & 1 TD; Hackney 7-58 rushing & 1 TD; Baskerville blocked punt recovery in EZ for TD
O 2	Davidson	A	W	34-6	5,128	Tipton 16-106 rushing & 2 TDs (34 & 5); O'Mara 15-56 rushing & 3 TDs; Duke 370 rushing yards; Duke defense 5 INTs
O 9	Tennessee	H	T	0-0	31,683	Hackney 9-53 rushing; Tipton 10-41 rushing; Total offense: Duke 203, TENN 177; Punting: Duke 15-600, TENN 18-610
O 16	Georgia Tech	A	W	20-19	24,344	Tipton GW 5-yard TD rush (4th); Hackney 17-79 rushing & 1 TD; GT TO on downs ends final drive at Duke 38 (4th); Rushing yards: Duke 220, GT 80
O 23	Colgate (10/-)	A	W	13-0	7,606	Brunansky blocked punt recovery in EZ for TD; Duke 2 blocked punts; 1st downs: Duke 3, COL 5; Halftime: Duke, 7-0
O 30	Washington & Lee (13/-)	N ²	W	43-0	6,426	Tipton 13-119 rushing; Smith 4 total TDs (2 rush & 2 pass); McAfee 92-yard PR for TD; Carpenter 2 TD receptions
N 6	Wake Forest (11/-)	H	W	67-0	1,735	McAfee 13-174 rushing & 1 TD + 56-yard TD reception; Tipton 2 TD rushes; O'Mara 3 TD rushes; Duke 34 points in 2nd quarter
N 13	North Carolina (8/-)	H	L	6-14	35,854	UNC 179 rushing yards; Hackney 13-yard TD rush; Punts: Duke 13, UNC 13; Halftime: UNC, 7-6
N 20	N.C. State	A	W	20-7	6,110	Tipton 2 total TDs (1 rush & 1 pass); O'Mara 8-48 rushing; Hackney 53-yard TD rush; NCS passing 6-25 & 4 INTs
N 27	Pittsburgh (18/1)	H	L	0-10	36,165	PITT HB Cassiano 8-60 rushing & 1 TD; Rushing yards: Duke 58, PITT 208; Duke passing 6-21, 62 yards; TOS: Duke 4, PITT 0

N¹ Greensboro, N.C.

N² Richmond, Va.

	1st	2nd	3rd	4th	OT	Total
Duke	-	-	-	-	-	228
Opponents	-	-	-	-	-	56
TEAM STATISTICS						
				Duke		Opponents
SCORING				228		56
Points Per Game				22.8		5.6
FIRST DOWNS				102		86
Rushing				-		-
Passing				-		-
Penalty				-		-
RUSHING YARDAGE				1,878		1,099
Yards gained rushing				2,047		1,317
Yards lost rushing				169		218
Rushing Attempts				311		-
Average Per Rush				6.0		-
Average Per Game				187.8		109.9
TDs Rushing				-		-
PASSING YARDAGE				729		570
Comp-Att-Int				47-126-8		51-143-16
Average Per Pass				5.8		4.0
Average Per Catch				15.5		11.2
Average Per Game				72.9		57.0
TDs Passing				-		-
TOTAL OFFENSE				2,607		1,669
Total Plays				437		-
Average Per Play				6.0		-
Average Per Game				260.7		166.9
KICK RETURNS: #-Yards				-		-
PUNT RETURN YARDS				701		182
INT RETURNS: #-Yards				-		-
KICK RETURN AVERAGE				-		-
PUNT RETURN AVERAGE				9.3		3.0
INT RETURN AVERAGE				-		-
FUMBLES-LOST				21-14		21-7
PENALTIES-Yards				35-285		25-225
Average Per Game				28.5		22.5
PUNTS				106		131
Average Per Punt				40.3		35.3
Net punt average				-		-
KICKOFFS-Yards				-		-
Average Per Kick				-		-
Net kick average				-		-
TIME OF POSSESSION/Game				-		-
3RD-DOWN Conversions				-		-
3rd-Down Pct				-		-
4TH-DOWN Conversions				-		-
4th-Down Pct				-		-
SACKS BY-Yards				-		-
TOUCHDOWNS SCORED				35		8
FIELD GOALS-ATTEMPTS				-		-
ON-SIDE KICKS				-		-
RED-ZONE SCORES				-		-
RED-ZONE TOUCHDOWNS				-		-
PATs				18		5

RUSHING

Player	G	Att	Gain	Loss	Net	Avg	TD	Lg	Avg/G
E. Hackney	-	85	-	-	890	10.5	47	-	-
E. Tipton	-	125	-	-	594	4.8	49	-	-
R. O'Mara	-	102	-	-	350	3.4	-	-	-
G. McAfee	-	48	-	-	287	6.0	42	-	-
H. Smith	-	57	-	-	178	3.1	-	-	-
H. Hendrickson	-	7	-	-	19	2.7	-	-	-
R. Robinson	-	2	-	-	9	4.5	-	-	-
H. Stephens	-	4	-	-	6	1.5	-	-	-
H. Hudgins	-	5	-	-	4	0.8	-	-	-
J. Hudson	-	1	-	-	0	0.0	-	-	-

PASSING

Player	G	Effic	C-A-I	Pct	Yds	TD	Lg	Avg/G
-								

RECEIVING

Player	G	No.	Yds	Avg	TD	Lg	Avg/G
-							

SCORING

Player	TD	FG	Kick	Rush	Rcv	Pass	Dxp	Saf	Pts
E. Hackney	9	-	10	-	-	-	-	-	64
E. Tipton	7	-	3	-	-	-	-	-	45
R. O'Mara	7	-	-	-	-	-	-	-	42
H. Smith	4	-	1	-	-	-	-	-	25
G. McAfee	3	-	3	-	-	-	-	-	21
R. Carpenter	3	-	-	-	-	-	-	-	18
J. Brunansky	1	-	-	-	-	-	-	-	6
B. Baskerville	1	-	-	-	-	-	-	-	6

PUNTING

Player	No.	Yds	Avg	Lg	TB	FC	i20	50+	Blk
-									

PUNTING

Player	No.	Yds	Avg	Lg	TB	FC	i20	50+	Blk
E. Tipton	-	-	-	54	-	-	-	-	-
G. McAfee	-	-	-	53	-	-	-	-	-

KICKOFF RETURNS

Player	No.	Yds	Avg	TD	Lg
-					

PUNT RETURNS

Player	No.	Yds	Avg	TD	Lg
E. Hackney	-	-	-	2	55
B. Baskerville	-	-	-	1	-
J. Brunansky	-	-	-	1	-
G. McAfee	-	-	-	1	92

INTERCEPTIONS

Player	No.	Yds	Avg	TD	Lg
-					

FIELD GOALS

Player	FGM-A	Pct	1-19	20-29	30-39	40-49	50+	Lg	Blk
-									

TOTAL OFFENSE LEADERS

Player	G	Plays	Rush	Pass	Total	Avg/G
-						

ALL PURPOSE YARDAGE LEADERS

Player	G	Rush	Rec	PR	KOR	IR	Total	Avg/G
-								

TACKLE LEADERS

Player	G	UA	A	Tot	TFL/Yds	Sacks/Yds	PBU
-							

CAUSED FUMBLES

-

FUMBLE RECOVERIES

-

1938

Overall Record: 9-1-0 SC: 5-0 (1st) Final National Ranking: 3rd (AP)

Southern Conference Champions • Rose Bowl

Head Coach: Wallace Wade

Assistant Coaches: Eddie Cameron (Backfield), Dumpy Hagler (Line), Carl Voyles (End)

Starting Lineup: LE Willard Perdue, LT Frank Ribar, LG Fred Yorke, C Dan Hill, RG Allen Johnson, RT Robert Haas, RE Bill Bailey, QB Robert Spangler, LHB Willard Eaves, RHB Eric Tipton, FB Robert O'Mara

Captains: Dan Hill & Eric Tipton | Team MVP: Eric Tipton

All-SC: Dan Hill, Eric Tipton, Willard Perdue, Fred Yorke, Robert O'Mara, Frank Ribar, Allen Johnson, George McAfee

All-America: Dan Hill¹, Eric Tipton² | Academic All-America: -

Miscellaneous Awards: -

S 24	Virginia Tech	N ¹	W	18-0	-	O'Mara 20-180 rushing & 2 TDs (56 & 1); Rushing yards: Duke 282, VT 23; Punting: Duke 14-507, VT 15-574; Halftime: Duke, 6-0
O 1	Davidson	H	W	27-0	-	Tipton 14-149 rushing + 3-4, 25 yards & 1 TD; O'Mara 15-63 rushing & 1 TD; Rushing yards: Duke 311, DAV 37; Duke defense 4 INTs
O 8	Colgate	N ²	W	7-0	23,950	O'Mara 16-75 rushing; Tipton 2-yard TD rush (3rd); Passing: Duke 1-11, 7 yards & 2 INTs, COL 7-11, 126 yards & 3 INTs
O 15	Georgia Tech	H	W	6-0	30,000	O'Mara 18-53 rushing; W. McAfee 7-yard TD rush (3rd); GT TO on downs ends final drive at Duke 45 (4th); GT passing 6-20, 76 yards & 1 INT
O 22	Wake Forest (9/-)	N ³	W	7-0	-	O'Mara 19-67 rushing; W. McAfee 21-47 rushing; Darnell 10-yard TD rush (1st); Rushing yards: Duke 189, WF 58; Duke passing 0-2
O 29	North Carolina (11/-)	A	W	14-0	35,000	O'Mara 21-39 rushing & 1 TD; Spangler 5-61 rushing; Tipton 6-9, 86 yards, 11-482 punting + 1 TD rush; Duke defense 5 INTs
N 12	Syracuse (7/-)	A	W	21-0	-	Tipton 23-100 rushing & 1 TD + 8-13, 121 yards & 1 TD; O'Mara 21-109 rushing & 1 TD; SYR HB Sidat-Singh 1st Duke African-American foe
N 19	N.C. State (4/-)	H	W	7-0	15,000	Tipton 16-78 rushing & 1 TD + 2-6, 22 yards; O'Mara 10-58 rushing; Total offense: Duke 206, NCS 73; 1st downs: Duke 13, NCS 4
N 26	Pittsburgh (3/4)	H	W	7-0	49,138	Perdue blocked punt recovery in EZ for TD (3rd); Total offense: Duke 58, PITT 143; 1st downs: Duke 1, PITT 9; Punting: Duke 20-788, PITT 17-631
J 2	+Southern California (3/7)	N ⁴	L	3-7	93,000	SOCAL E Krueger GW 18-yard TD pass from QB Nave (0:40; 4th); Tipton 14-56 rushing + 5-12, 54 yards; Total offense: Duke 136, SOCAL 226

N¹ Greensboro, N.C.

N² Buffalo, N.Y.

N³ Winston-Salem, N.C.

N⁴ Pasadena, Calif.

+ Rose Bowl

	1st	2nd	3rd	4th	OT	Total
Duke	-	-	-	-	-	117
Opponents	-	-	-	-	-	7

TEAM STATISTICS Duke Opponents

SCORING	117	7
Points Per Game	11.7	0.7
FIRST DOWNS	105	62
Rushing	79	37
Passing	20	22
Penalty	6	3
RUSHING YARDAGE	1,828	697
Yards gained rushing	2,001	918
Yards lost rushing	173	221
Rushing Attempts	434	-
Average Per Rush	4.2	-
Average Per Game	182.8	69.7
TDs Rushing	-	-
PASSING YARDAGE	400	563
Comp-Att-Int	34-86-6	52-128-21
Average Per Pass	4.7	4.4
Average Per Catch	11.8	10.8
Average Per Game	40.0	56.3
TDs Passing	-	-
TOTAL OFFENSE	2,228	1,260
Total Plays	520	342
Average Per Play	4.3	3.7
Average Per Game	222.8	126.0
KICK RETURNS: #-Yards	13-276	-
PUNT RETURNS: #-Yards	60-599	46-344
INT RETURNS: #-Yards	-	-
KICK RETURN AVERAGE	21.2	-
PUNT RETURN AVERAGE	9.9	7.5
INT RETURN AVERAGE	-	-
FUMBLES-LOST	30-15	24-12
PENALTIES-Yards	39-325	27-225
Average Per Game	32.5	22.5
PUNTS-Yards	109-4,385	120-4,619
Average Per Punt	40.2	38.5
Net punt average	-	-
KICKOFFS-Yards	-	-
Average Per Kick	-	-
Net kick average	-	-
TIME OF POSSESSION/Game	-	-
3RD-DOWN Conversions	-	-
3rd-Down Pct	-	-
4TH-DOWN Conversions	-	-
4th-Down Pct	-	-
SACKS BY-Yards	-	-
TOUCHDOWNS SCORED	17	1
FIELD GOALS-ATTEMPTS	-	-
ON-SIDE KICKS	-	-
RED-ZONE SCORES	-	-
RED-ZONE TOUCHDOWNS	-	-
PATS	10	1

RUSHING

Player	G	Att	Gain	Loss	Net	Avg	TD	Lg	Avg/G
R. O'Mara	-	162	-	-	703	4.3	-	-	-
E. Tipton	-	129	-	-	577	4.5	-	-	-
R. Spangler	-	46	-	-	219	4.8	-	-	-
R. Robinson	-	39	-	-	173	4.4	-	-	-
W. McAfee	-	55	-	-	153	2.8	-	-	-
F. Killian	-	18	-	-	56	3.1	-	-	-
L. Darnell	-	3	-	-	23	7.7	-	-	-
G. McAfee	-	17	-	-	22	1.3	-	-	-
H. Welch	-	8	-	-	18	2.3	-	-	-
W. Perdue	-	2	-	-	12	6.0	-	-	-
S. Bragg	-	5	-	-	10	2.0	-	-	-
C. Hennis	-	2	-	-	3	1.5	-	-	-
J. Lange	-	1	-	-	1	1.0	-	-	-

PASSING

Player	G	Effic	C-A-I	Pct	Yds	TD	Lg	Avg/G
E. Tipton	-	-	22-51-2	43.1	269	-	-	26.9
W. McAfee	-	-	3-9-0	33.3	35	-	-	3.5
R. O'Mara	-	-	2-6-0	33.3	22	-	-	2.2
F. Killian	-	-	1-7-0	14.3	12	-	-	1.2
G. McAfee	-	-	1-1-0	1.000	6	-	-	0.6

RECEIVING

Player	G	No.	Yds	Avg	TD	Lg	Avg/G
J. Marion	-	7	62	8.9	-	-	-
R. Spangler	-	5	49	9.8	-	-	-
J. Davis	-	4	83	20.8	-	-	-
G. McAfee	-	4	59	14.8	-	-	-
L. Darnell	-	2	20	10.0	-	-	-
R. O'Mara	-	2	16	8.0	-	-	-
E. Bailey	-	2	15	7.5	-	-	-
W. Perdue	-	1	13	13.0	-	13	-
W. Eaves	-	1	11	11.0	-	11	-
E. Tipton	-	1	6	6.0	-	6	-

SCORING

Player	TD	FG	Kick	Rush	Rcv	Pass	Dxp	Saf	Pts
R. O'Mara	5	-	-	-	-	-	-	-	30
E. Tipton	4	-	-	-	-	-	-	-	24
W. McAfee	2	-	-	-	-	-	-	-	12
I. Ruffa	-	1	8	-	-	-	-	-	11
L. Darnell	1	-	-	-	-	-	-	-	6
J. Davis	1	-	-	-	-	-	-	-	6
J. Marion	1	-	-	-	-	-	-	-	6
W. Perdue	1	-	-	-	-	-	-	-	6
R. Robinson	1	-	-	-	-	-	-	-	6
R. Spangler	1	-	-	-	-	-	-	-	6
E. Bailey	-	-	2	-	-	-	-	-	2

PUNTING

Player	No.	Yds	Avg	Lg	TB	FC	i20	50+	Blk
E. Tipton	-	-	-	72	-	-	-	-	-

KICKOFF RETURNS

Player	No.	Yds	Avg	TD	Lg
G. McAfee	2	58	29.0	0	-
R. O'Mara	2	57	28.5	0	-
E. Tipton	2	45	22.5	0	-
W. McAfee	2	44	22.0	0	-
R. Spangler	2	35	17.5	0	-
E. Bailey	2	19	9.5	0	-
W. Eaves	1	18	18.0	0	18

PUNT RETURNS

Player	No.	Yds	Avg	TD	Lg
R. Spangler	34	299	8.8	0	-
G. McAfee	5	63	12.6	0	-
S. Bragg	4	39	9.8	0	-
C. Hennis	4	28	7.0	0	-
H. Welch	3	42	14.0	0	-
W. McAfee	3	32	10.7	0	-
E. Bailey	1	17	17.0	0	17
W. Perdue	1	0	0.0	1	-
E. Tipton	1	(-2)	-2.0	0	-

INTERCEPTIONS

Player	No.	Yds	Avg	TD	Lg
R. Spangler	5	48	9.6	0	-
E. Tipton	3	22	7.3	0	-
R. O'Mara	2	36	18.0	0	-
Davis	2	35	17.5	0	-
G. McAfee	1	16	16.0	0	16
D. Hill	1	5	5.0	0	5
W. Eaves	1	0	0.0	0	-

FIELD GOALS

Player	FGM-A	Pct	1-9	20-29	30-39	40-49	50+	Lg	Blk
-	-	-	-	-	-	-	-	-	-

TOTAL OFFENSE LEADERS

Player	G	Plays	Rush	Pass	Total	Avg/G
-	-	-	-	-	-	-

ALL PURPOSE YARDAGE LEADERS

Player	G	Rush	Rec	PR	KOR	IR	Total	Avg/G
-	-	-	-	-	-	-	-	-

TACKLE LEADERS

Player	G	UA	A	Tot	TFL/Yds	Sacks/Yds	PBU
-	-	-	-	-	-	-	-

CAUSED FUMBLES

-	-
---	---

FUMBLE RECOVERIES

-	-
---	---

1940

Overall Record: 7-2 SC: 4-1 (2nd) Final National Ranking: 18th (AP)

Head Coach: Wallace Wade

Assistant Coaches: Eddie Cameron (Backfield), Dumpy Hagler (Line), Dennis Stanley (End), Herschel Caldwell (Freshman)

Starting Lineup: LE Leonard Darnell, LT Tony Ruffa, LG Alex Winterson, C Bob Barnett, RG Mike Karmazin, RT Robert McDonough, RE Alex Piasecky, QB Tommy Prothro, LHB Wes McAfee, RHB Steve Lach, FB Jasper Davis

Captain: Alex Winterson | Team MVP: Jasper Davis

All-SC: Tony Ruffa, Alex Winterson, Bob Barnett, Steve Lach, Jasper Davis

All-America: Tony Ruffa² | Academic All-America: –

Miscellaneous Awards: –

S 28	VMI	H	W	23-0	7,000	McAfee 11-69 rushing, 4-7, 94 yards & 1 TD, 2-59 punting + 3-62 PR; Rushing yards: Duke 171, VMI 43; 1st downs: Duke 15, VMI 4
O 5	Tennessee	A	L	0-13	25,000	TENN QB Foxx 11-42 rushing & 1 TD, 5-6, 67 yards & 1 TD, 5-131 punting + 5-56 PR; McAfee 10-23 rushing; TENN 153 rushing yards
O 19	Colgate	A	W	13-0	14,000	Storer 5-112 rushing & 1 TD (80); Davis 18-86 rushing & 1 TD; Rushing yards: Duke 209, COL 92; Punts: Duke 10, COL 10
O 26	Wake Forest	A	W	23-0	12,000	Lach 5-67 rushing & 1 TD (61); Davis 9-48 rushing; Prothro 16-yard blocked punt return for TD; Halftime: Duke, 3-0
N 2	Georgia Tech (19/-)	H	W	41-7	34,000	Swiger 15-121 rushing & 1 TD; Davis 5-87 rushing & 1 TD (78); Lach 2 TD receptions (14 & 34); Halftime: Duke, 34-0
N 9	Davidson (12/-)	A	W	46-13	5,000	Davis 12-127 rushing & 2 TDs; Killian 4-81 rushing & 2 TDs (5 & 54); Rushing yards: Duke 448, DAV 72; Halftime: 13-13
N 16	North Carolina (12/-)	A	L	3-6	41,000	UNC HB Austin GW 10-yard TD pass from HB Lalanne (4th); Ruffa 21-yard FG (2nd); Lach 12-86 rushing; Rushing yards: Duke 145, UNC 58
N 23	N.C. State	H	W	42-6	10,000	Swiger 13-53 rushing & 2 TDs + 5-8, 93 yards & 1 TD; Lach 36-yard INT return for TD; Rushing yards: Duke 189, NCS 61
N 30	Pittsburgh (20/-)	H	W	12-7	27,000	Davis 23-141 rushing; Lach 5-49 receiving & 1 TD; Swiger 5-7, 41 yards; PITT HB Stetler 5-81 rushing; Halftime: Duke, 10-7

	1st	2nd	3rd	4th	OT	Total
Duke	-	-	-	-	-	203
Opponents	-	-	-	-	-	52
TEAM STATISTICS						
				Duke		Opponents
SCORING				203		52
Points Per Game				22.6		5.8
FIRST DOWNS				110		71
Rushing				75		44
Passing				33		37
Penalty				2		0
RUSHING YARDAGE				1,965		1,031
Yards gained rushing				-		-
Yards lost rushing				-		-
Rushing Attempts				257		-
Average Per Rush				7.6		-
Average Per Game				218.3		114.6
TDs Rushing				-		-
PASSING YARDAGE				673		548
Comp-Att-Int				67-126-7		52-123-15
Average Per Pass				5.3		4.5
Average Per Catch				10.0		10.5
Average Per Game				74.8		60.9
TDs Passing				-		-
TOTAL OFFENSE				2,638		1,579
Total Plays				383		-
Average Per Play				6.9		-
Average Per Game				293.1		175.4
KICK RETURNS				18		19
PUNT RETURNS				46		42
INT RETURNS: #-Yards				-		-
KICK RETURN AVERAGE				-		-
PUNT RETURN AVERAGE				8.7		7.0
INT RETURN AVERAGE				-		-
FUMBLES-LOST				28-12		13-8
PENALTIES-Yards				24-257		24-165
Average Per Game				28.6		18.3
PUNTS				69		94
Average Per Punt				38.5		34.0
Net punt average				-		-
KICKOFFS				40		19
Average Per Kick				47.9		42.4
Net kick average				-		-
TIME OF POSSESSION/Game				-		-
3RD-DOWN Conversions				-		-
3rd-Down Pct				-		-
4TH-DOWN Conversions				-		-
4th-Down Pct				-		-
SACKS BY-Yards				-		-
TOUCHDOWNS SCORED				28		8
FIELD GOALS MADE				4		0
ON-SIDE KICKS				-		-
RED-ZONE SCORES				-		-
RED-ZONE TOUCHDOWNS				-		-
PAT-ATTEMPTS				(21-28) 75%		(4-8) 50%

RUSHING

Player	G	Att	Gain	Loss	Net	Avg	TD	Lg	Avg/G
J. Davis	-	90	-	-	591	6.6	-	-	-
S. Lach	-	46	-	-	315	6.8	-	-	-
F. Swiger	-	56	-	-	256	4.6	-	-	-
W. McAfee	-	65	-	-	217	3.3	-	-	-

PASSING

Player	G	Effic	C-A-I	Pct	Yds	TD	Lg	Avg/G
F. Swiger	-	-	22-38	.579	357	-	-	-
W. McAfee	-	-	34-60	.567	316	-	-	-
M. Storer	-	-	7-16	.438	87	-	-	-

RECEIVING

Player	G	No.	Yds	Avg	TD	Lg	Avg/G
-	-	-	-	-	-	-	-

SCORING

Player	TD	FG	Kick	Rush	Rcv	Pass	Dxp	Saf	Pts
S. Lach	5	-	-	-	-	-	-	-	30
T. Ruffa	-	4	15	-	-	-	-	-	27
J. Davis	4	-	-	-	-	-	-	-	24
F. Killian	3	-	-	-	-	-	-	-	18
F. Swiger	3	-	-	-	-	-	-	-	18
L. Darnell	2	-	-	-	-	-	-	-	12
W. Siegfried	2	-	-	-	-	-	-	-	12
M. Storer	2	-	-	-	-	-	-	-	12
W. Wartman	2	-	-	-	-	-	-	-	12
F. Ezerski	1	-	2	-	-	-	-	-	8
W. McAfee	1	-	-	-	-	-	-	-	6
A. Piasecky	1	-	-	-	-	-	-	-	6
T. Prothro	1	-	-	-	-	-	-	-	6
J. Smith	1	-	-	-	-	-	-	-	6
G. Bokinsky	-	-	1	-	-	-	-	-	1

PUNTING

Player	No.	Yds	Avg	Lg	TB	FC	i20	50+	Blk
S. Lach	43	1,662	38.6	-	-	-	-	-	-
F. Killian	16	570	35.6	-	-	-	-	-	-
F. Swiger	6	265	44.3	-	-	-	-	-	-

KICKOFF RETURNS

Player	No.	Yds	Avg	TD	Lg
-	-	-	-	-	-

PUNT RETURNS

Player	No.	Yds	Avg	TD	Lg
T. Prothro	-	-	-	1	-

INTERCEPTIONS

Player	No.	Yds	Avg	TD	Lg
S. Lach	-	-	-	1	-

FIELD GOALS

Player	FGM-A	Pct	1-19	20-29	30-39	40-49	50+	Lg	Blk
-	-	-	-	-	-	-	-	-	-

TOTAL OFFENSE LEADERS

Player	G	Plays	Rush	Pass	Total	Avg/G
F. Swiger	-	-	256	357	613	-
J. Davis	-	-	591	0	591	-
W. McAfee	-	-	217	316	533	-

ALL PURPOSE YARDAGE LEADERS

Player	G	Rush	Rec	PR	KOR	IR	Total	Avg/G
-	-	-	-	-	-	-	-	-

TACKLE LEADERS

Player	G	UA	A	Tot	TFL/Yds	Sacks/Yds	PBU
-	-	-	-	-	-	-	-

CAUSED FUMBLES

-

FUMBLE RECOVERIES

-

1941

Overall Record: 9-1 SC: 5-0 (1st) Final National Ranking: 2nd (AP)

Southern Conference Champions • Rose Bowl

Head Coach: Wallace Wade

Assistant Coaches: Eddie Cameron (Backfield), Dumpy Hagler (Line), Dennis Stanley (End), Herschel Caldwell (Freshman)

Starting Lineup: LE James Smith, LT Mike Karmazin, LG Thomas Burns, C Bob Barnett, RG Pete Goddard, RT Robert McDonough, RE Alex Piasecky, QB Tommy Prothro, LHB Tom Davis, RHB Steve Lach, FB Winston Siegfried

Captain: Bob Barnett | Team MVP: Pete Goddard

All-SC: Mike Karmazin, Bob Barnett, Steve Lach, Bob Gantt

All-America: Steve Lach¹, Mike Karmazin², Bob Barnett³, Bob Gantt⁴, Pete Goddard⁵, Tom Davis⁶, Alex Piasecky⁷ | Academic All-America: –

Miscellaneous Awards: ACC Jacobs Blocking Trophy (Tommy Prothro)

S 27	Wake Forest	H	W	43-14	7,000	Storer 7-48 rushing & 2 TDs; Lach 3-53 rushing; Bokinsky 43-yard INT return for TD; Duke defense 4 INTs; Duke 28 points in 1st quarter
O 4	Tennessee	H	W	19-0	45,000	Davis 11-61 rushing; Storer 5-12, 86 yards & 1 TD; Redding FR in EZ for TD; Total offense: Duke 274, TENN 65; Halftime: Duke, 19-0
O 11	Maryland	N ¹	W	50-0	14,000	Davis 9-130 rushing & 3 TDs, 8-10, 81 yards, 4-155 punting + 2-22 PR; Siegfried 19-84 rushing & 3 TDs (30, 2 & 1); Duke 450 total yards
O 18	Colgate (3/-)	H	W	27-14	25,000	Long 20-115 rushing & 1 TD; Siegfried 13-35 rushing & 3 TDs; COL FB Micka 13-53 rushing; Rushing yards: Duke 227, COL 76; Halftime: 7-7
O 25	Pittsburgh (4/-)	A	W	27-14	28,000	Lach 5-50 rushing + 6-125 receiving & 2 TDs; Siegfried 21-73 rushing & 1 TD; Storer 6-8, 99 yards & 1 TD; Rushing yards: Duke 175, PITT 116
N 1	Georgia Tech (4/-)	A	W	14-0	27,000	Davis 10-42 rushing + 6-12, 99 yards & 2 TDs; Gantt 4-55 receiving & 1 TD; 1st downs: Duke 12, GT 19; GT 5 TOs
N 8	Davidson (4/-)	A	W	56-0	10,000	Rute 12-98 rushing & 1 TD; Lach 5-61 rushing & 2 TDs; Rushing yards: Duke 614, DAV 51; 1st downs: Duke 27, DAV 3; Duke 728 total yards
N 15	North Carolina (3/-)	H	W	20-0	45,000	Lach 8-61 rushing & 1 TD, 6-277 punting + 1 INT; Siegfried 19-62 rushing & 1 TD; Rushing yards: Duke 194, UNC 186
N 22	N.C. State (3/-)	A	W	55-6	10,000	Siegfried 17-64 rushing & 4 TDs + 2 PATs; Duke 8 TD rushes; Rushing yards: Duke 408, NCS 19; 1st downs: Duke 26, NCS 6
J 1	+Oregon State (2/12)	H	L	16-20	56,000	Davis 12-80 rushing; TOs: Duke 7, ORST 3; Total yards: Duke 310, ORST 329; Halftime: 7-7; ORST 13 points in 3rd quarter

N¹ Baltimore, Md.

+ Rose Bowl

NOTE: After large crowds had been banned on the West Coast due to the Japanese bombing of Pearl Harbor, Duke hosted the Rose Bowl on January 1, 1942, marking the only time the game has been played away from Pasadena, Calif.

	1st	2nd	3rd	4th	OT	Total
Duke	-	-	-	-	-	327
Opponents	-	-	-	-	-	61
TEAM STATISTICS				Duke		Opponents
SCORING				327		61
Points Per Game				32.7		6.1
FIRST DOWNS				162		89
Rushing				107		60
Passing				39		22
Penalty				6		7
RUSHING YARDAGE				2,541		995
Yards gained rushing				-		-
Yards lost rushing				-		-
Rushing Attempts				482		-
Average Per Rush				5.3		-
Average Per Game				254.1		99.5
TDs Rushing				-		-
PASSING YARDAGE				1,104		719
Comp-Att-Int				66-137-11		61-139-18
Average Per Pass				8.1		5.2
Average Per Catch				16.7		11.8
Average Per Game				110.4		71.9
TDs Passing				-		-
TOTAL OFFENSE				3,645		1,248
Total Plays				619		-
Average Per Play				5.9		-
Average Per Game				364.5		124.8
KICK RETURNS				12		41
PUNT RETURNS				48		32
INT RETURNS: #-Yards				18-207		11-103
KICK RETURN AVERAGE				25.4		22.2
PUNT RETURN AVERAGE				10.8		8.0
INT RETURN AVERAGE				11.5		9.4
FUMBLES-LOST				17-6		23-16
PENALTIES-Yards				37-335		31-214
Average Per Game				33.5		21.4
PUNTS				72		88
Average Per Punt				40.6		38.9
Net punt average				-		-
KICKOFFS				56		22
Average Per Kick				45.5		45.3
Net kick average				-		-
TIME OF POSSESSION/Game				-		-
3RD-DOWN Conversions				-		-
3rd-Down Pct				-		-
4TH-DOWN Conversions				-		-
4th-Down Pct				-		-
SACKS BY-Yards				-		-
TOUCHDOWNS SCORED				48		9
FIELD GOALS MADE				0		0
ON-SIDE KICKS				-		-
RED-ZONE SCORES				-		-
RED-ZONE TOUCHDOWNS				-		-
PAT-ATTEMPTS				(35-48) 73%		(7-9) 78%

RUSHING

Player	G	Att	Gain	Loss	Net	Avg	TD	Lg	Avg/G
T. Davis	-	108	-	-	569	5.3	-	-	-
S. Lach	-	63	-	-	532	8.4	-	-	-
W. Siegfried	-	131	-	-	459	3.5	-	-	-
L. Long	-	83	-	-	331	4.0	-	-	-
M. Storer	-	65	-	-	231	3.6	-	-	-
R. Rute	-	32	-	-	209	6.5	-	-	-

PASSING

Player	G	Effic	C-A-I	Pct	Yds	TD	Lg	Avg/G
T. Davis	-	-	37-74	.500	506	-	-	-
M. Storer	-	-	19-41	.463	305	-	-	-
R. Rute	-	-	8-25	.320	119	-	-	-
S. Lach	-	-	2-2	1.000	79	-	-	-

RECEIVING

Player	G	No.	Yds	Avg	TD	Lg	Avg/G
-	-	-	-	-	-	-	-

SCORING

Player	TD	FG	Kick	Rush	Rcv	Pass	Dxp	Saf	Pts
W. Siegfried	14	-	2	-	-	-	-	-	86
S. Lach	10	-	-	-	-	-	-	-	60
T. Davis	7	-	-	-	-	-	-	-	42
B. Gantt	2	-	5	-	-	-	-	-	19
T. Prothro	-	-	17	-	-	-	-	-	17
L. Long	4	-	-	-	-	-	-	-	16
A. Hoover	2	-	-	-	-	-	-	-	14
M. Storer	2	-	-	-	-	-	-	-	14
W. Wartman	2	-	-	-	-	-	-	-	14
G. Bokinsky	1	-	1	-	-	-	-	-	7
R. Morgan	1	-	-	-	-	-	-	-	6
C. Redding	1	-	-	-	-	-	-	-	6
R. Rute	1	-	-	-	-	-	-	-	6
J. Smith	1	-	-	-	-	-	-	-	6
M. Karmazin	-	-	5	-	-	-	-	-	5
L.E. Dempsey	-	-	1	-	-	-	-	-	1
P. Goddard	-	-	1	-	-	-	-	-	1
J. Lipscomb	-	-	1	-	-	-	-	-	1

PUNTING

Player	No.	Yds	Avg	Lg	TB	FC	i20	50+	Blk
S. Lach	25	1,285	45.9	-	-	-	-	-	-
M. Storer	22	861	39.1	-	-	-	-	-	-
T. Davis	20	694	34.7	-	-	-	-	-	-

KICKOFF RETURNS

Player	No.	Yds	Avg	TD	Lg
-	-	-	-	-	-

PUNT RETURNS

Player	No.	Yds	Avg	TD	Lg
-	-	-	-	-	-

INTERCEPTIONS

Player	No.	Yds	Avg	TD	Lg
G. Bokinsky	-	-	-	1	-
M. Storer	-	-	-	-	58

FIELD GOALS

Player	FGM-A	Pct	1-19	20-29	30-39	40-49	50+	Lg	Blk
-	-	-	-	-	-	-	-	-	-

TOTAL OFFENSE LEADERS

Player	G	Plays	Rush	Pass	Total	Avg/G
T. Davis	-	-	569	506	1,072	-
S. Lach	-	-	532	79	611	-
M. Storer	-	-	231	305	536	-

ALL PURPOSE YARDAGE LEADERS

Player	G	Rush	Rec	PR	KOR	IR	Total	Avg/G
-	-	-	-	-	-	-	-	-

TACKLE LEADERS

Player	G	UA	A	Tot	TFL/Yds	Sacks/Yds	PBU
-	-	-	-	-	-	-	-

CAUSED FUMBLES

FUMBLE RECOVERIES

-

1943

Overall Record: 8-1 SC: 4-0 (1st) Final National Ranking: 7th (AP)

Southern Conference Champions

Head Coach: Eddie Cameron

Assistant Coaches: Dumpy Hagler (Line), Bob Cox (Backfield), Dennis Stanley (End), Herschel Caldwell (JV), Harvey Potter (Asst. JV)

Starting Lineup: LE Benny Cittadino, LT Pat Preston, LG Bill Milner, C Fletcher Wall, RG Jim Myers, RT Jack Bush or Bob Nanni, RE Bob Gantt, QB Leo Long (first 6 games) or Walter Palmer (final 3 games), LHB Buddy Luper, RHB Lamar Blount, FB Tom Davis

Captains: Game | Team MVP: -

All-SC: Bill Milner, Pat Preston, Tom Davis, Buddy Luper

All-America: Bob Gantt¹, Bill Milner¹, Pat Preston¹, Tom Davis², Buddy Luper³, Benny Cittadino⁴, Jim Myers² | Academic All-America: -

Miscellaneous Awards: -

Table with columns for game number, opponent, result, score, and key statistics (e.g., rushing yards, TDs, punting).

Team statistics table including Rushing (337 yards), Passing (749 yards), Total Offense (1,086 yards), Kicks, Punts, and Downs.

RUSHING, RECEIVING, and SCORING leaderboards listing player names, games, yards, touchdowns, and other stats.

PUNTING leaderboards listing player names, games, yards, touchdowns, and other stats.

KICKOFF RETURNS leaderboards listing player names, games, yards, touchdowns, and other stats.

PUNT RETURNS leaderboards listing player names, games, yards, touchdowns, and other stats.

INTERCEPTIONS leaderboards listing player names, games, yards, touchdowns, and other stats.

FIELD GOALS leaderboards listing player names, games, field goals, and other stats.

TOTAL OFFENSE LEADERS table listing top performers in rushing, passing, and total offense.

ALL PURPOSE YARDAGE LEADERS table listing players with high total yardage.

TACKLE LEADERS table listing players with high tackle numbers.

CAUSED FUMBLES

FUMBLE RECOVERIES

*Did not complete the year with Duke

1944

Overall Record: 6-4 SC: 4-0 (1st) Final National Ranking: 11th (AP)

Southern Conference Champions • Sugar Bowl

Head Coach: Eddie Cameron

Assistant Coaches: Dumpy Hagler (Line), Bob Cox (Backfield), Dennis Stanley (End), Herschel Caldwell (JV), Harvey Potter (Asst. JV)

Starting Lineup: LE Clarke Jones, LT Fred Hardison, LG Fred Sink, C John Crowder, RG Ernie Knotts, RT John Kearns, RE Reece Harry, QB John Krisza, LH George Clark, RH Gordon Carver, FB Tom Davis

Captain: Gordon Carver | Team MVP: Tom Davis

All-SC: Tom Davis

All-America: Tom Davis³, Garland Wolfe^{HM}, Ernie Knotts^{HM}, John Kerns^{HM}, Frank Irwin^{HM}, Gordon Carver^{HM} | Academic All-America: -

Miscellaneous Awards: SC Jacobs Blocking Trophy (Tom Davis)

Summary of games including dates, opponents, scores, and key statistics for each game.

N¹ Baltimore, Md.

N² New York, N.Y.

N³ New Orleans, La.

+ Sugar Bowl

Team statistics table including 1st, 2nd, 3rd, 4th, OT, and Total scores for Duke and Opponents. Includes sections for Rushing, Passing, and Total Offense.

RUSHING

Rushing player statistics table with columns: Player, G, Att, Gain, Loss, Net, Avg, TD, Lg, Avg/G.

PASSING

Passing player statistics table with columns: Player, G, Effic, C-A-1, Pct, Yds, TD, Lg, Avg/G.

RECEIVING

Receiving player statistics table with columns: Player, G, No., Yds, Avg, TD, Lg, Avg/G.

SCORING

Scoring player statistics table with columns: Player, TD, FG, Kick, Rush, Rcv, Pass, Dxp, Saf, Pts.

PUNTING

Punting player statistics table with columns: Player, No., Yds, Avg, Lg, TB, FC, i20, 50+, Blk.

KICKOFF RETURNS

Player statistics for Kickoff Returns with columns: Player, No., Yds, Avg, TD, Lg.

PUNT RETURNS

Player statistics for Punt Returns with columns: Player, No., Yds, Avg, TD, Lg.

INTERCEPTIONS

Player statistics for Interceptions with columns: Player, No., Yds, Avg, TD, Lg.

FIELD GOALS

Player statistics for Field Goals with columns: Player, FGM-A, Pct, 1-19, 20-29, 30-39, 40-49, 50+, Lg, Blk.

TOTAL OFFENSE LEADERS

Player statistics for Total Offense Leaders with columns: Player, G, Plays, Rush, Pass, Total, Avg/G.

ALL PURPOSE YARDAGE LEADERS

Player statistics for All Purpose Yardage Leaders with columns: Player, G, Rush, Rec, PR, KOR, IR, Total, Avg/G.

TACKLE LEADERS

Player statistics for Tackle Leaders with columns: Player, G, UA, A, Tot, TFL/Yds, Sacks/Yds, PBU.

CAUSED FUMBLES

Player statistics for Caused Fumbles.

FUMBLE RECOVERIES

Player statistics for Fumble Recoveries.

1945

Overall Record: 6-2 SC: 4-0 (1st) Final National Ranking: 13th (AP)

Southern Conference Champions

Head Coach: Eddie Cameron

Assistant Coaches: Dumpy Hagler (Line), Bob Cox (Backfield), Dennis Stanley (End), Herschel Caldwell (JV), Harvey Potter (Asst. JV)

Starting Lineup: LE Kelley Mote, LT Ed Sharkey, LG Ed Perini, C John Crowder, RG Ernie Knotts, RT Ted Marshall, RE Ed Austin, QB John Krisza, HB George Clark, HB Gordon Carver, FB Alvin McCully

Captains: Ernie Knotts & Kelley Mote | Team MVP: Gordon Carver

All-SC: Al DeRogatis, Bill Milner, Kelley Mote

All-America: George Clark², Ernie Knotts², Kelley MoteTM | Academic All-America: -

Miscellaneous Awards: -

Table of game results including date, opponent, location, score, and rushing statistics.

Summary statistics table for the season, including 1st-4th quarter scores, OT, total points, team statistics, scoring, rushing yardage, passing yardage, total offense, kick returns, punt returns, fumbles, penalties, punts, kickoffs, touchdowns, field goals, and possession.

RUSHING, PASSING, and RECEIVING player statistics tables with columns for Player, G, Att, Gain, Loss, Net, Avg, TD, Lg, and Avg/G.

SCORING, PUNTING, KICKOFF RETURNS, PUNT RETURNS, INTERCEPTIONS, FIELD GOALS, TOTAL OFFENSE LEADERS, ALL PURPOSE YARDAGE LEADERS, TACKLE LEADERS, CAUSED FUMBLES, and FUMBLE RECOVERIES tables.

*Did not complete the year with Duke

1947

Overall Record: 4-3-2 SC: 3-1-1 (4th) Final National Ranking: 19th (AP)

Head Coach: Wallace Wade

Assistant Coaches: Eddie Cameron (Backfield), Dumpey Hagler (Line), Herschel Caldwell (End), Ace Parker, John Hennemier (Asst. Line), Bob Cox (JV), Carmen Falcone (JV), Francis Harrison (Asst. JV)

Starting Lineup: LE Fred Hardison, LT Louis Allen, LG Ted Marshall, C James Copley, RG William Davis, RT Lloyd Eisenberg, RE Ed Austin, QB John Montgomery, LH Fred Folger, RH Buddy Mulligan, FB Paul Stephanz

Captain: Benny Cittadino | Team MVP: Fred Folger

All-SC: Louis Allen, Fred Folger

All-America: Fred Folger | Academic All-America: -

Miscellaneous Awards: -

Table with columns for game number, opponent, date, score, and game highlights. Includes games against N.C. State, Tennessee, Navy, Maryland, Wake Forest, Georgia Tech, Missouri, South Carolina, and North Carolina.

Summary statistics table with columns for 1st, 2nd, 3rd, 4th, OT, and Total. Rows include TEAM STATISTICS, SCORING, FIRST DOWNS, RUSHING YARDAGE, PASSING YARDAGE, TOTAL OFFENSE, KICK RETURNS, PUNT RETURNS, INT RETURNS, KICK RETURN AVERAGE, PUNT RETURN AVERAGE, INT RETURN AVERAGE, FUMBLES-LOST, PENALTIES-Yards, PUNTS-Yards, KICKOFFS-Yards, TIME OF POSSESSION/Game, 3RD-DOWN Conversions, 4TH-DOWN Conversions, SACKS BY-Yards, TOUCHDOWNS SCORED, FIELD GOALS-ATTEMPTS, ON-SIDE KICKS, RED-ZONE SCORES, RED-ZONE TOUCHDOWNS, PAT-ATTEMPTS.

RUSHING table with columns: Player, G, Att, Gain, Loss, Net, Avg, TD, Lg, Avg/G. Lists players like F. Folger, P. Stephanz, B. Mulligan, B. Williams, T. Hughes, G. Clark, B. Herlong, B. Cittadino, F. Hardison, B. Frye, L. Viau, R. Hodges, L. Hoshall, H. Hartley.

PASSING table with columns: Player, G, Effic, C-A-I, Pct, Yds, TD, Lg, Avg/G. Lists players like F. Folger, G. Clark, R. Hodges, H. Hartley, B. Frye, P. Stephanz.

RECEIVING table with columns: Player, G, No., Yds, Avg, TD, Lg, Avg/G. Lists players like B. Mulligan, E. Austin, B. Duncan, T. Hughes, B. Cittadino, J. Montgomery, B. Lyle, B. Herlong, P. Stephanz, B. Williams, L. Eisenberg, H. Hartley.

SCORING table with columns: Player, TD, FG, Kick, Rush, Rcv, Pass, Dxp, Saf, Pts. Lists players like G. Clark, B. Mulligan, L. Allen, E. Austin, F. Folger, T. Hughes, L. Karl, P. Stephanz, J. Copley.

PUNTING table with columns: Player, No., Yds, Avg, Lg, TB, FC, i20, 50+, Blk. Lists players like F. Folger, G. Clark, B. Mulligan, B. Frye, J. Montgomery, P. Stephanz, E. Austin.

KICKOFF RETURNS table with columns: Player, No., Yds, Avg, TD, Lg. Lists players like F. Folger, G. Clark, B. Mulligan, B. Frye, J. Montgomery, P. Stephanz, E. Austin.

PUNT RETURNS table with columns: Player, No., Yds, Avg, TD, Lg. Lists players like F. Folger, H. Hartley, G. Clark, R. Hodges, B. Herlong, T. Hughes, B. Mulligan.

INTERCEPTIONS table with columns: Player, No., Yds, Avg, TD, Lg. Lists players like F. Folger, T. Hughes, P. Stephanz, J. Montgomery, L. Allen, B. Williams.

FIELD GOALS table with columns: Player, FGM-A, Pct, 1-19, 20-29, 30-39, 40-49, 50+, Lg, Blk. Lists players like F. Folger, G. Clark, P. Stephanz.

TOTAL OFFENSE LEADERS table with columns: Player, G, Plays, Rush, Pass, Total, Avg/G. Lists players like F. Folger, G. Clark, P. Stephanz.

ALL PURPOSE YARDAGE LEADERS table with columns: Player, G, Rush, Rec, PR, KOR, IR, Total, Avg/G. Lists players like F. Folger, B. Mulligan, P. Stephanz.

TACKLE LEADERS table with columns: Player, G, UA, A, Tot, TFL/Yds, Sacks/Yds, PBU. Lists players like F. Folger, G. Clark, P. Stephanz.

CAUSED FUMBLES table with columns: Player, G, UA, A, Tot, TFL/Yds, Sacks/Yds, PBU. Lists players like F. Folger, G. Clark, P. Stephanz.

FUMBLE RECOVERIES table with columns: Player, G, UA, A, Tot, TFL/Yds, Sacks/Yds, PBU. Lists players like F. Folger, G. Clark, P. Stephanz.

1951

Overall Record: 5-4-1 SC: 4-2 (6th)

Head Coach: Bill Murray

Assistant Coaches: Ace Parker (OB), Herschel Caldwell (DE), Carmen Falcone (DB), Marty Pierson (OE), Dumpy Hagler (DL), Thomas O'Boyle (OL), Bob Cox (JV)

Starting Lineup OFFENSE: LE Blaine Earon, LT Ray Green, LG Truett Grant, C Louis Tepe, RG James Logan, RT Tank Lawrence, RE Eugene Brooks, QB Jerry Barger, LHB Charlie Smith, RHB Herbert Field, FB Jack Kistler; DEFENSE: LE A.B. Pearson, LT Carl Holben, LG Bob Burrows, C Bill Keziah, RG Carson Leach, RT Ed Meadows, RE James Gibson, RHB Richard Sommers, LH Bob Bickel, FB Gene Grune, FB John Carey;

SPECIAL TEAMS: K Ray Green, P Red Smith

Captain: James Gibson | Team MVP: Bob Bickel

All-SC: Bob Bickel, James Gibson, Tank Lawrence

All-America: Red Smith | Academic All-America: -

Miscellaneous Awards: SC Jacobs Blocking Trophy (Jack Kistler)

Table with columns for Date, Opponent, Home/Away, Score, and Game Notes. Includes games against South Carolina, Pittsburgh, Tennessee, N.C. State, Virginia Tech, Virginia, Georgia Tech, Wake Forest, William & Mary, and North Carolina.

Summary table with columns: 1st, 2nd, 3rd, 4th, OT, Total. Duke: 201; Opponents: 157.

TEAM STATISTICS

Statistical breakdown by category: SCORING, FIRST DOWNS, RUSHING YARDAGE, PASSING YARDAGE, TOTAL OFFENSE, KICK RETURNS, PUNT RETURNS, etc.

RUSHING

Rushing player statistics table with columns: Player, G, Att, Gain, Loss, Net, Avg, TD, Lg, Avg/G.

PASSING

Passing player statistics table with columns: Player, G, Effic, C-A-I, Pct, Yds, TD, Lg, Avg/G.

RECEIVING

Receiving player statistics table with columns: Player, G, No., Yds, Avg, TD, Lg, Avg/G.

SCORING

Scoring player statistics table with columns: Player, TD, FG, Kick, Rush, Rcv, Pass, Dxp, Saf, Pts.

PUNTING

Punting player statistics table with columns: Player, No., Yds, Avg, Lg, TB, FC, i20, 50+, Blk.

KICKOFF RETURNS

Kickoff return statistics table with columns: Player, No., Yds, Avg, TD, Lg.

PUNT RETURNS

Punt return statistics table with columns: Player, No., Yds, Avg, TD, Lg.

INTERCEPTIONS

Interception statistics table with columns: Player, No., Yds, Avg, TD, Lg.

FIELD GOALS

Field goal statistics table with columns: Player, FGM-A, Pct, 1-19, 20-29, 30-39, 40-49, 50+, Lg, Blk.

TOTAL OFFENSE LEADERS

Table of total offense leaders with columns: Player, G, Plays, Rush, Pass, Total, Avg/G.

ALL PURPOSE YARDAGE LEADERS

All purpose yardage leaders table with columns: Player, G, Rush, Rec, PR, KOR, IR, Total, Avg/G.

TACKLE LEADERS

Tackle leaders table with columns: Player, G, UA, A, Tot, TFL/Yds, Sacks/Yds, PBU.

CAUSED FUMBLES

FUMBLE RECOVERIES

1952

Overall Record: 8-2 SC: 5-0 (1st) Final National Ranking: 16th (AP); 18th (UPI)

Southern Conference Champions

Head Coach: Bill Murray

Assistant Coaches: Ace Parker (OB), Herschel Caldwell (DE), Carmen Falcone (DB), Marty Pierson (OE), Dumpy Hagler (DL), Thomas O'Boyle (OL), Bob Cox (JV), Ted Youngling (Asst. JV)

Starting Lineup: OFFENSE: LE Bill Keziah, LT Ray Green, LG Truett Grant, C Louis Tepe, RG Carl Bonin, RT Carl Holben, RE Howard Pitt, QB Worth Lutz, LHB Charlie Smith, RHB Red Smith, FB Jack Kistler or Byrd Looper; DEFENSE: LE Elbert Whitley, LT Ed Meadows, LG Bob Burrows; RG Carson Leach, RT James Lawrence, RE Joe Hands, LB John Carey, LB Johnny Palmer or Ronnie Falls, LHB Lloyd Caudle, RHB Nick McKeithan or William Lea, S Richard Sommers; SPECIAL TEAMS: K Red Smith, P Worth Lutz

Captain: Louis Tepe | Team MVP: Louis Tepe

All-ACC: Carl Bonin, Bob Burrows, John Carey, Truett Grant, Worth Lutz, Ed Meadows, Howard Pitt, Richard Sommers, Louis Tepe

All-America: Ed Meadows | Academic All-America: -

Miscellaneous Awards: SC Coach of the Year (Bill Murray), SC Jacobs Blocking Trophy (Louis Tepe)

Table with columns for game number, opponent, date, result, score, and game notes.

Team statistics table including Rushing, Passing, and Total Offense metrics for Duke and Opponents.

Player statistics tables for RUSHING, PASSING, RECEIVING, SCORING, and PUNTING.

Player statistics tables for KICKOFF RETURNS, PUNT RETURNS, INTERCEPTIONS, FIELD GOALS, TOTAL OFFENSE LEADERS, ALL PURPOSE YARDAGE LEADERS, TACKLE LEADERS, CAUSED FUMBLES, and FUMBLE RECOVERIES.

1953

Overall Record: 7-2-1 ACC: 4-0 (1st) Final National Ranking: 18th (AP); 18th (UPI)

Atlantic Coast Conference Champions

Head Coach: Bill Murray

Assistant Coaches: Ace Parker (OB), Herschel Caldwell (DE), Carmen Falcone (DB), Marty Pierson (OE), Dumpy Hagler (DL), Thomas O'Boyle (OL), Bob Cox (Freshman), Ted Youngling (Asst. Freshman)

Starting Lineup: LE Sonny Sorrell, LT Ed Meadows, LG Bob Burrows, C Johnny Palmer, RG Ralph Torrance, RT Jesse Birchfield, RE Howard Pitt, QB Jerry Barger (7 starts) or Worth Lutz (3 starts), LHB Lloyd Caudle, RHB Red Smith, FB Byrd Looper; SPECIAL TEAMS: K Red Smith or Dale Boyd or Bernie Jack, P Worth Lutz or Jerry Barger

Captain: Howard Pitt | Team MVP: Bob Burrows

All-ACC: Bob Burrows, Ed Meadows, Howard Pitt, Red Smith

All-America: Bob Burrows, Ed Meadows, Johnny Palmer, Red Smith | Academic All-America: -

Miscellaneous Awards: -

Summary table of game results including opponent, score, date, and key game statistics.

N1 New York, N.Y.

N2 Norfolk, Va.

N3 Baltimore, Md.

TEAM STATISTICS table with columns for Duke and Opponents, including SCORING, FIRST DOWNS, RUSHING YARDAGE, PASSING YARDAGE, and TOTAL OFFENSE.

Summary table of player statistics including RUSHING, PASSING, RECEIVING, SCORING, PUNTING, KICKOFF RETURNS, PUNT RETURNS, INTERCEPTIONS, FIELD GOALS, TOTAL OFFENSE LEADERS, ALL PURPOSE YARDAGE LEADERS, TACKLE LEADERS, CAUSED FUMBLES, and FUMBLE RECOVERIES.

1955

Overall Record: 7-2-1 ACC: 4-0 (1st) Final National Ranking: 16th (UPI)

Atlantic Coast Conference Champions

Head Coach: Bill Murray

Assistant Coaches: Ace Parker (OB), Herschel Caldwell (DE), Carmen Falcone (DB), Marty Pierson (OE), Dumpy Hagler (DL), Thomas O'Boyle (OL), Bob Cox (Freshman)

Starting Lineup: LE Sonny Sorrell, LT Sidney Deloatch or Tom Topping, LG Jesse Birchfield, C Ronnie Falls, RG W.D. Fesperman, RT Doug Knotts, RE Buddy Bass or Bill Thompson, QB Sonny Jurgensen, LHB Bob Pascal, RHB Bernie Blaney or Oliver Rudy, FB Bryant Aldridge; SPECIAL TEAMS: K Jim Nelson, P Bob Pascal

Captain: Jesse Birchfield | Team MVP: Bob Pascal

All-ACC: Jesse Birchfield, Bob Pascal, Sonny Sorrell

All-America: Bob Pascal | Academic All-America: -

Miscellaneous Awards: -

Table with 4 columns: Rank, Opponent, Score, and Notes. Lists games from S 24 to D 3 with details on rushing and passing yards.

Summary statistics table with columns: 1st, 2nd, 3rd, 4th, OT, Total. Includes TEAM STATISTICS, SCORING, FIRST DOWNS, RUSHING YARDAGE, PASSING YARDAGE, TOTAL OFFENSE, KICK RETURNS, PUNT RETURNS, etc.

Player statistics tables for RUSHING, RECEIVING, SCORING, and PUNTING. Columns include Player, G, Att, Gain, Loss, Net, Avg, TD, Lg, Avg/G.

Special teams statistics tables for KICKOFF RETURNS, PUNT RETURNS, INTERCEPTIONS, FIELD GOALS, TOTAL OFFENSE LEADERS, ALL PURPOSE YARDAGE LEADERS, TACKLE LEADERS, CAUSED FUMBLES, and FUMBLE RECOVERIES.

1956

Overall Record: 5-4-1 ACC: 4-1 (2nd) Final National Ranking: 20th (UPI)

Head Coach: Bill Murray

Assistant Coaches: Ace Parker (OB), Herschel Caldwell (DE), Carmen Falcone (DB), Marty Pierson (OE), Dumpy Hagler (DL), Thomas O'Boyle (OL), Bob Cox (Freshman)

Starting Lineup: LE Bill Thompson or Robert Benson, LT Sidney Deloatch, LG Roy Hord, C Johnny Long, RG Charlie Klingler, RT Dan Cox, RE Buddy Bass, QB Sonny Jurgensen (6 starts) or Robert Brodhead (4 starts), LHB Ed Rushton or Nick Kredich, RHB Oliver Rudy or Bernie Blaney or George Dutrow, FB Hal McElhaneay; SPECIAL TEAMS: K Buddy Bass or Bernie Blaney, P Buddy Bass or George Dutrow, H Sonny Jurgensen

Captain: Buddy Bass | Team MVP: Sidney Deloatch

All-ACC: Buddy Bass¹, Sidney Deloatch¹, Roy Hord², Sonny Jurgensen¹, Charlie Klingler², Hal McElhaneay²

All-America: Buddy BassTM, Sidney DeloatchTM, Sonny JurgensenTM, Hal McElhaneayTM | Academic All-America: --

Miscellaneous Awards: ACC Jacobs Blocking Trophy (Hal McElhaneay)

Summary table of game results with columns for date, opponent, score, and game highlights.

Statistical summary table for Duke and opponents, including Team Statistics, Scoring, Rushing, Passing, and Kick Returns.

RUSHING

Table of rushing statistics by player, including attempts, gains, losses, and touchdowns.

PASSING

Table of passing statistics by player, including completions, attempts, and touchdowns.

RECEIVING

Table of receiving statistics by player, including catches, yards, and touchdowns.

SCORING

Table of scoring statistics by player, including touchdowns, field goals, and extra points.

PUNTING

Table of punting statistics by player, including punts, yards, and average yardage.

KICKOFF RETURNS

Table of kickoff return statistics by player, including returns, yards, and touchdowns.

PUNT RETURNS

Table of punt return statistics by player, including returns, yards, and touchdowns.

INTERCEPTIONS

Table of interception statistics by player, including interceptions and yards.

FIELD GOALS

Table of field goal statistics by player, including attempts and successful kicks.

TOTAL OFFENSE LEADERS

Table of total offense leaders by player, including yards, touchdowns, and average yards per play.

ALL PURPOSE YARDAGE LEADERS

Table of all-purpose yardage leaders by player, including rushing, passing, and receiving yards.

TACKLE LEADERS

Table of tackle leaders by player, including total tackles, sacks, and passes broken up.

CAUSED FUMBLES

Table of caused fumbles by player.

FUMBLE RECOVERIES

Table of fumble recoveries by player.

1957

Overall Record: 6-3-2 ACC: 5-1-1 (2nd) Final National Ranking: 16th (AP); 14th (UPI)

Orange Bowl

Head Coach: Bill Murray

Assistant Coaches: Ace Parker (OB), Herschel Caldwell (DE), Carmen Falcone (DB), Marty Pierson (OE), Robert Bossons (DL), Thomas O'Boyle (OL), Bob Cox (Freshman)

Starting Lineup: LE Dave Hurm, LT Tom Topping, LG Roy Hord, C Wade Byrd, RG Buzz Guy, RT John Kersey or Bill Recinella, RE Bill Thompson, QB Robert Brodhead, LHB Ed Rushton or Wade Carlton, RHB George Dutrow, FB Hal McElhany; SPECIAL TEAMS: K Wray Carlton or Jim Harris or Sam Eberdt, P George Dutrow or Pryor Millner

Captain: Hal McElhany | Team MVP: Tom Topping

All-ACC: Wray Carlton, Roy Hord, Hal McElhany, Bill Thompson, Tom Topping

All-America: Wray Carlton, George Dutrow, Roy Hord, Dave Hurm, Hal McElhany, Tom Topping | Academic All-America: -

Miscellaneous Awards: ACC Jacobs Blocking Trophy (Hal McElhany)

Table with 11 columns: Rank, Opponent, Result, Score, Attendance, Key Stats. Rows include South Carolina (10/-), Virginia (7/-), Maryland (4/-), Rice (5/15), Wake Forest (5/-), N.C. State (4/11), Georgia Tech (7/-), Navy (16/7), Clemson (11/14), North Carolina (11/-), and +Oklahoma (16/4).

N¹ Baltimore, Md.

N² Miami, Fla.

+ Orange Bowl

Summary statistics table with columns: 1st, 2nd, 3rd, 4th, OT, Total. Rows include TEAM STATISTICS, SCORING, FIRST DOWNS, RUSHING YARDAGE, PASSING YARDAGE, TOTAL OFFENSE, KICK RETURNS, PUNT RETURNS, FUMBLES-LOST, PENALTIES, PUNTS, KICKOFFS, 3RD-DOWN, 4TH-DOWN, SACKS, TOUCHDOWNS, FIELD GOALS, ON-SIDE KICKS, RED-ZONE SCORES, RED-ZONE TOUCHDOWNS, PAT-ATTEMPTS.

RUSHING

Rushing player statistics table with columns: Player, G, Att, Gain, Loss, Net, Avg, TD, Lg, Avg/G. Rows include W. Carlton, G. Dutrow, J.D. Lee, H. McElhany, E. Rushton, F. Bell, P. Dupler, R. Fetsko, R. Cutler, J. Harris, P. Millner, R. Brodhead, A. Cottingham, G. Harris, C. Clayton.

PASSING

Passing player statistics table with columns: Player, G, Effic, C-A-I, Pct, Yds, TD, Lg, Avg/G. Rows include R. Brodhead, G. Dutrow, P. Millner, W. Carlton, E. Rushton, G. Harris, W. Langston.

RECEIVING

Receiving player statistics table with columns: Player, G, No., Yds, Avg, TD, Lg, Avg/G. Rows include G. Dutrow, W. Carlton, J. Thompson, H. McElhany, D. Hurm, P. Dupler, R.B. Lattimore, J. Bartal, E. Rushton, J.D. Lee, R. Fetsko.

SCORING

Scoring player statistics table with columns: Player, TD, FG, Kick, Rush, Rcv, Pass, Dxp, Saf, Pts. Rows include W. Carlton, G. Dutrow, F. Bell, R. Brodhead, H. McElhany, P. Millner, J. Harris, J.D. Lee, D. Hurm, J. Thompson, S. Eberdt.

PUNTING

Punting player statistics table with columns: Player, No., Yds, Avg, Lg, TB, FC, i20, 50+, Blk. Rows include G. Dutrow, A. Cottingham, P. Millner, TEAM.

KICKOFF RETURNS

Kickoff return player statistics table with columns: Player, No., Yds, Avg, TD, Lg. Rows include W. Carlton, H. McElhany, R. Brodhead, E. Rushton, G. Dutrow, P. Millner, J.D. Lee, G. Harris, R.B. Lattimore, F. Bell, P. Dupler, J. Thompson.

PUNT RETURNS

Punt return player statistics table with columns: Player, No., Yds, Avg, TD, Lg. Rows include G. Dutrow, R. Brodhead, E. Rushton, W. Carlton, J.D. Lee, R. Fetsko, G. Harris.

INTERCEPTIONS

Interception player statistics table with columns: Player, No., Yds, Avg, TD, Lg. Rows include R. Brodhead, G. Dutrow, W. Carlton, E. Rushton, R. Fetsko, P. Dupler, J.D. Lee, H. McElhany, R. Cutler, A. Cottingham, D. Padgett, D. Hurm.

FIELD GOALS

Field goal player statistics table with columns: Player, FGM-A, Pct, 1-19, 20-29, 30-39, 40-49, 50+, Lg, Blk. Row includes S. Eberdt.

TOTAL OFFENSE LEADERS

Total offense leader statistics table with columns: Player, G, Plays, Rush, Pass, Total, Avg/G. Rows include W. Carlton, G. Dutrow.

ALL PURPOSE YARDAGE LEADERS

All purpose yardage leader statistics table with columns: Player, G, Rush, Rec, PR, KOR, IR, Total, Avg/G. Rows include W. Carlton, G. Dutrow.

TACKLE LEADERS

Tackle leader statistics table with columns: Player, G, UA, A, Tot, TFL/Yds, Sacks/Yds, PBU.

CAUSED FUMBLES

Caused fumbles statistics table with columns: Player, G, UA, A, Tot, TFL/Yds, Sacks/Yds, PBU.

FUMBLE RECOVERIES

Fumble recoveries statistics table with columns: Player, G, UA, A, Tot, TFL/Yds, Sacks/Yds, PBU.

1961

Overall Record: 7-3 ACC: 5-1 (1st) Final National Ranking: 20th (AP)

Atlantic Coast Conference Champions

Head Coach: Bill Murray

Assistant Coaches: Ace Parker (OB), Herschel Caldwell (DE), Carmen Falcone (DB), Marty Pierson (OE), Doug Knotts (DL), Ted Youngling (OL), Bob Cox (Freshman)

Starting Lineup: LE Pete Widener, LT Art Gregory, LG Johnny Markas, C Paul Bengel, RG Jean Berry, RT Dick Havens, RE Dave Unser, QB Walt Rappold, LHB Dean Wright or Joel Arrington, RHB Mark Leggett, FB John Tinnell; SPECIAL TEAMS: K William Reynolds, P Randy Clark

Captain: Jack Wilson | Team MVP: Dean Wright

All-ACC: Jean Berry, Art Gregory, Mark Leggett, Walt Rappold

All-America: Art Gregory | Academic All-America: -

Miscellaneous Awards: ACC Jacobs Blocking Trophy (Art Gregory)

Table with columns for game number, opponent, result, score, and game notes. Includes games against South Carolina, Virginia, Wake Forest, Georgia Tech, Clemson, N.C. State, Michigan, Navy, North Carolina, and Notre Dame.

N1 Richmond, Va.

N2 Norfolk, Va.

Summary table for game statistics: Duke vs Opponents. Columns: 1st, 2nd, 3rd, 4th, OT, Total. Values: Duke 183, Opponents 106.

TEAM STATISTICS Duke Opponents

SCORING: Duke 183, Opponents 106. Points Per Game: Duke 18.3, Opponents 10.6.

FIRST DOWNS Duke Opponents

Rushing: Duke 94, Opponents 69. Passing: Duke 62, Opponents 46. Penalty: Duke 8, Opponents 8.

RUSHING YARDAGE Duke Opponents

Yards gained rushing: Duke 1,767, Opponents 1,499. Yards lost rushing: Duke 193, Opponents 179.

PASSING YARDAGE Duke Opponents

Comp-Att-Int: Duke 111-187-9, Opponents 77-174-16. Average Per Pass: Duke 7.5, Opponents 5.3.

TOTAL OFFENSE Duke Opponents

Total Plays: Duke 632, Opponents 577. Average Per Play: Duke 4.7, Opponents 3.9.

KICK RETURNS: #-Yards Duke Opponents

25-489 vs 34-767. PUNT RETURNS: #-Yards Duke Opponents 35-428 vs 15-146.

INT RETURNS: #-Yards Duke Opponents

16-219 vs 9-127. KICK RETURN AVERAGE: Duke 19.6, Opponents 22.6.

PUNT RETURN AVERAGE Duke Opponents

12.2 vs 9.8. INT RETURN AVERAGE: Duke 13.7, Opponents 14.1.

FUMBLES-LOST Duke Opponents

24-14 vs 15-6. PENALTIES-Yards Duke Opponents 38-325 vs 42-370.

PUNTS-Yards Duke Opponents

49-1,749 vs 64-2,294. Average Per Punt: Duke 35.7, Opponents 35.8.

KICKOFFS-Yards Duke Opponents

Average Per Kick: Duke -, Opponents -. Net kick average: Duke -, Opponents -.

TIME OF POSSESSION/Game Duke Opponents

3RD-DOWN Conversions Duke Opponents - vs -. 3rd-Down Pct: Duke -, Opponents -.

4TH-DOWN Conversions Duke Opponents

4th-Down Pct: Duke -, Opponents -. SACKS BY-Yards Duke Opponents - vs -.

TOUCHDOWNS SCORED Duke Opponents

24 vs 13. FIELD GOALS-ATTEMPTS Duke Opponents 5-7 vs 7-9.

ON-SIDE KICKS Duke Opponents

RED-ZONE SCORES Duke Opponents - vs -. RED-ZONE TOUCHDOWNS Duke Opponents - vs -.

PAT-ATTEMPTS Duke Opponents

(19-24) 79% vs (9-13) 69%.

RUSHING

Rushing player statistics table with columns: Player, G, Att, Gain, Loss, Net, Avg, TD, Lg, Avg/G. Includes players like M. Leggett, D. Wright, D. Burch, W. Rappold, J. Arrington, J. Wilson, R. Bostock, J. Tinnell, B. Futrell, G. Garner, R. Wyatt, W. Reynolds, R. Hawn, G. Wilson, D. Bridges.

PASSING

Passing player statistics table with columns: Player, G, Effic, C-A-I, Pct, Yds, TD, Lg, Avg/G. Includes players like W. Rappold, G. Garner, J. Stoltz, D. Wright.

RECEIVING

Receiving player statistics table with columns: Player, G, No., Yds, Avg, TD, Lg, Avg/G. Includes players like S. Crisson, P. Widener, D. Wright, J. Wilkinson, M. Leggett, J. Wilson, J. Arrington, B. Futrell, C. Potts, W. Reynolds, D. Unser, R. Hawn, D. Gelbert.

SCORING

Scoring player statistics table with columns: Player, TD, FG, Kick, Rush, Rcv, Pass, Dxp, Saf, Pts. Includes players like W. Reynolds, J. Wilkinson, M. Leggett, D. Burch, B. Futrell, S. Crisson, W. Rappold, J. Wilson, J. Arrington, G. Garner, C. Potts, P. Widener, D. Wright, J. Stoltz, TEAM.

PUNTING

Punting player statistics table with columns: Player, No., Yds, Avg, Lg, TB, FC, i20, 50+, Blk. Includes players like R. Clark, R. Hawn, TEAM.

KICKOFF RETURNS

Kickoff return statistics table with columns: Player, No., Yds, Avg, TD, Lg. Includes players like M. Leggett, J. Wilkinson, D. Wright, J. Arrington, J. Tinnell, J. Wilson, W. Rappold, P. Widener, D. Unser.

PUNT RETURNS

Punt return statistics table with columns: Player, No., Yds, Avg, TD, Lg. Includes players like J. Wilkinson, M. Leggett, G. Garner, W. Rappold.

INTERCEPTIONS

Interception statistics table with columns: Player, No., Yds, Avg, TD, Lg. Includes players like J. Wilson, D. Wright, G. Garner, R. Wyatt, P. Bengel, K. Williams, P. Widener, W. Rappold.

FIELD GOALS

Field goal statistics table with columns: Player, FGM-A, Pct, 1-19, 20-29, 30-39, 40-49, 50+, Lg, Blk. Includes player W. Reynolds.

TOTAL OFFENSE LEADERS

Total offense leader statistics table with columns: Player, G, Plays, Rush, Pass, Total, Avg/G. Includes players like W. Rappold, G. Garner.

ALL PURPOSE YARDAGE LEADERS

All purpose yardage leader statistics table with columns: Player, G, Rush, Rec, PR, KOR, IR, Total, Avg/G. Includes players like M. Leggett, J. Wilkinson, D. Wright.

TACKLE LEADERS

Tackle leader statistics table with columns: Player, G, UA, A, Tot, TFL/Yds, Sacks/Yds, PBU.

CAUSED FUMBLES

FUMBLE RECOVERIES

1968

Overall Record: 4-6 ACC: 3-4 (5th)

Head Coach: Tom Harp

Assistant Coaches: Jacque Hetrick (OC/OB), George Hill (DC/DL), Herschel Caldwell (DE), Carmen Falcone (LB), Sam Timer (DB), Harold Hunter (OL), Stan Crisson (OE), Bob Cox (Assistant), Jack Hall (Freshman)

Starting Lineup: **OFFENSE:** QB Leo Hart, TB Phil Asack, FB Don Baglien, FL Wes Chesson, WR Henley Carter, TE Jim Dearth, OT Ken Bombard, OT Art Morgan, C Bob Morris, OG J.B. Edwards, OG Ken Aoma; **DEFENSE:** DE George Joseph, NG Frank Lilly, DT Chuck Grace, DT Fred Zirkle, DE Danny Rose, LB Dick Biddle, LB Ed Newman, DB Larry Davis, DB Tom Edens, DB Phil Singer, DB Ed Hicklin; **SPECIAL TEAMS:** K David Pugh, P Wes Chesson

Captain: J.B. Edwards | Team MVP: Henley Carter

All-ACC: Dick Biddle¹, Henley Carter¹, Leo Hart¹

All-America: Dick Biddle^{1M}, Henley Carter^{1M}, Leo Hart^{1M} | Academic All-America: --

Miscellaneous Awards: --

S 21	South Carolina	A	W	14-7	42,234	Hart 16-25, 214 yards & 1 TD; Carter 6-107 receiving & 1 TD; SCAR RB Muir 18-89 rushing & 1 TD; Total offense: Duke 298, SCAR 410
S 28	Michigan	H	L	10-31	25,000	MICH RB Johnson 31-205 rushing & 2 TDs; Hart 11-29, 183 yards & 1 TD; Courtillet 8-166 receiving & 1 TD; Total offense: Duke 318, MICH 480
O 5	Maryland	N ¹	W	30-28	21,000	Pugh GW 27-yard FG (0:00; 4th); Asack 8-87 rushing & 1 TD (61); Biddle & Lilly 14 tackles each; MD RB Lovett 26-140 rushing & 1 TD
O 12	Virginia	H	L	20-50	22,000	UVA RB Anderson 24-183 rushing & 3 TDs; Chesson 11-176 receiving & 1 TD; Total offense: Duke 428, UVA 603; TOS: Duke 4, UVA 1
O 19	Clemson	A	L	22-39	30,000	CLEM RB Gore 14-112 rushing & 1 TD; Asack 18-114 rushing; Hart 19-34, 316 passing & 2 TDs; Carter 13-209 receiving; Duke 7 TDs; Halftime: Duke, 7-6
O 26	Army West Point	A	L	25-57	32,000	ARMY FB Jarvis 23-128 rushing & 2 TDs; ARMY HB Moore 12-93 rushing & 4 TDs; Chesson 6-110 receiving & 1 TD; Halftime: ARMY, 42-7
N 2	Georgia Tech	H	W	46-30	25,000	Asack 40-140 rushing & 3 TDs (ACC single-game rush attempts record); GT WR Sias 6-143 receiving & 2 TDs; Total offense: Duke 594, GT 468
N 9	N.C. State	H	L	15-17	25,000	NCS QB Klebe 15-86 rushing; Hart PAT rush failed after own 5-yard TD rush (3:40; 4th); Asack 29-82 rushing; Hart 2 total TDs (1 pass & 1 rush)
N 16	Wake Forest	H	W	18-3	17,500	Hart 20-28, 282 yards & 2 TDs; Chesson 6-127 receiving & 1 TD (81); Total offense: Duke 465; WF 360; Duke defense 3 INTs & 2 FRs
N 23	North Carolina	A	L	14-25	44,500	UNC QB Bomar 11-19, 179 passing & 2 TDs + 18-78 rushing & 1 TD; Biddle 25 tackles; Chesson 9-150 receiving; Total offense: Duke 415, UNC 411

N¹ Norfolk, Va.

	1st	2nd	3rd	4th	OT	Total
Duke	-	-	-	-	-	214
Opponents	-	-	-	-	-	287
TEAM STATISTICS						
				Duke		Opponents
SCORING				214		287
Points Per Game				21.4		28.7
FIRST DOWNS				232		118
Rushing				96		118
Passing				125		73
Penalty				11		4
RUSHING YARDAGE				1,580		2,590
Yards gained rushing				1,878		2,793
Yards lost rushing				298		203
Rushing Attempts				454		537
Average Per Rush				3.5		4.8
Average Per Game				158.0		259.0
TDs Rushing				19		-
PASSING YARDAGE				2,653		1,651
Comp-Att-Int				186-346-14		110-221-11
Average Per Pass				7.7		7.5
Average Per Catch				15.3		15.0
Average Per Game				265.3		165.1
TDs Passing				11		8
TOTAL OFFENSE				4,233		4,241
Total Plays				800		758
Average Per Play				5.3		5.6
Average Per Game				423.3		424.1
KICK RETURNS: #-Yards				46-898		34-631
PUNT RETURNS: #-Yards				19-219		13-144
INT RETURNS: #-Yards				11-160		14-230
KICK RETURN AVERAGE				19.5		18.6
PUNT RETURN AVERAGE				11.5		11.1
INT RETURN AVERAGE				14.5		16.4
FUMBLES-LOST				31-21		16-11
PENALTIES-Yards				40-340		52-497
Average Per Game				34.0		49.7
PUNTS-Yards				53-1,795		58-2,222
Average Per Punt				33.9		38.3
Net punt average				-		-
KICKOFFS-Yards				-		-
Average Per Kick				-		-
Net kick average				-		-
TIME OF POSSESSION/Game				-		-
3RD-DOWN Conversions				-		-
3rd-Down Pct				-		-
4TH-DOWN Conversions				-		-
4th-Down Pct				-		-
SACKS BY-Yards				-		-
TOUCHDOWNS SCORED				30		40
FIELD GOALS-ATTEMPTS				3-5		3-5
ON-SIDE KICKS				-		-
RED-ZONE SCORES				-		-
RED-ZONE TOUCHDOWNS				-		-
PAT-ATTEMPTS				(13-20) 65%		(24-30) 80%

RUSHING

Player	G	Att	Gain	Loss	Net	Avg	TD	Lg	Avg/G
P. Asack	-	168	698	8	690	4.1	8	-	-
D. Baglien	-	55	318	1	317	5.8	0	-	-
W. Chesson	-	50	176	26	150	3.0	2	-	-
H. Carter	-	20	115	0	115	5.8	1	-	-
D. Trice	-	35	151	36	115	3.3	3	-	-
L. Hart	-	102	329	227	102	1.0	3	-	-
J. Cappellano	-	23	89	0	89	3.9	2	-	-
R. Hepler	-	1	2	0	2	2.0	0	-	-

PASSING

Player	G	Effic	C-A-I	Pct	Yds	TD	Lg	Avg/G
L. Hart	-	-	162-301-11	.538	2,238	11	-	-
D. Trice	-	-	24-44-3	.545	415	0	-	-
W. Chesson	-	-	0-1-0	.000	0	0	-	-

RECEIVING

Player	G	No.	Yds	Avg	TD	Lg	Avg/G
H. Carter	-	65	892	13.7	2	-	-
W. Chesson	-	47	794	16.9	4	-	-
J. Dearth	-	29	437	15.1	4	-	-
M. Courtillet	-	18	278	15.4	1	-	-
D. Baglien	-	15	137	9.1	0	-	-
P. Asack	-	11	108	9.8	0	-	-
R. Hepler	-	1	7	7.0	0	7	-

SCORING

Player	TD	FG	Kick	Rush	Rcv	Pass	Dxp	Saf	Pts
P. Asack	8	0-0	0-0	0-0	1	0-0	-	0	50
W. Chesson	6	0-0	0-0	0-0	1	0-0	-	0	38
J. Dearth	4	0-0	0-0	0-0	0	0-0	-	0	24
L. Hart	3	0-0	0-0	2-2	0	3-4	-	0	22
H. Carter	3	0-0	0-0	0-0	1	0-0	-	0	20
D. Pugh	0	2-4	13-18	0-0	0	0-0	-	0	19
D. Trice	3	0-0	0-0	0-0	0	0-4	-	0	18
J. Cappellano	2	0-0	0-0	0-0	0	0-0	-	0	12
M. Courtillet	1	0-0	0-0	0-0	0	0-0	-	0	6
E. Mowry	0	1-1	0-2	0-0	0	0-0	-	0	3
TEAM	0	0-0	0-0	0-0	0	0-0	-	1	2

PUNTING

Player	No.	Yds	Avg	Lg	TB	FC	i20	50+	Blk
W. Chesson	53	1,795	33.9	-	-	-	-	-	1

KICKOFF RETURNS

Player	No.	Yds	Avg	TD	Lg
E. Hicklin	27	553	20.5	0	-
M. Courtillet	6	123	20.5	0	-
W. Chesson	4	90	22.5	0	-
L. Davis	4	44	11.0	0	-
J. Cappellano	3	57	19.0	0	-
J. Dearth	1	22	22.0	0	22
H. Carter	1	7	7.0	0	7

PUNT RETURNS

Player	No.	Yds	Avg	TD	Lg
S. Davis	8	77	9.6	0	-
E. Hicklin	6	63	10.5	0	-
M. Courtillet	3	54	18.0	0	-
J. Cappellano	1	20	20.0	0	20
T. Edens	1	5	5.0	0	5

INTERCEPTIONS

Player	No.	Yds	Avg	TD	Lg
E. Hicklin	2	38	19.0	0	-
D. Biddle	2	36	18.0	0	-
D. Trice	2	36	18.0	0	-
J. Cappellano	2	0	0.0	0	-
P. Singer	1	34	34.0	0	34
T. Edens	1	13	13.0	0	13
M. Fitzpatrick	1	3	3.0	0	3

FIELD GOALS

Player	FGM-A	Pct	1-19	20-29	30-39	40-49	50+	Lg	Blk
D. Pugh	2-4	.500	-	-	-	-	-	-	-
E. Mowry	1-1	1.000	-	-	-	-	-	-	-

TOTAL OFFENSE LEADERS

Player	G	Plays	Rush	Pass	Total	Avg/G
L. Hart	-	-	102	2,238	2,340	-
P. Asack	-	-	690	0	690	-

ALL PURPOSE YARDAGE LEADERS

Player	G	Rush	Rec	PR	KOR	IR	Total	Avg/G
W. Chesson	-	150	794	0	90	0	1,034	-
H. Carter	-	115	892	0	7	0	1,014	-
P. Asack	-	690	108	0	0	0	798	-

TACKLE LEADERS

Player	G	UA	A	Tot	TFL/Yds	Sacks/Yds	PBU
-							

CAUSED FUMBLES

-

FUMBLE RECOVERIES

-

1969

Overall Record: 3-6-1 ACC: 3-3-1 (3rd)

Head Coach: Tom Harp

Assistant Coaches: Jacque Hetrick (OC/OB), George Hill (DC/LB), Carmen Falcone (DT), Alex Gibbs (DE), Harold Hunter (OL), John Gutekunst (Asst. OL), Stan Crisson (WR/Passing), Sam Timer (DB), Bob Cox (Assistant), Herschel Caldwell (Freshman)

Starting Lineup: OFFENSE: QB Leo Hart, RB Bill Thompson, TB Bob Zwirko, WE Wes Chesson, FL Marcel Courtillet, E Jim Dearth, OT Guy Johnson, OT Ken Bombard, C Bob Morris, OG John Dull, OG Dan Phelan;

DEFENSE: DL Bob Shinn, DL Curt Rawley, DL Joe Sciulli, DL Bruce Mills, LB Paul Johnstone, LB John Kiefer, LB Phil Asack, DB Ernie Jackson, DB Rich Searl, DB John Cappellano, DB Mike Davies; SPECIAL TEAMS: K David Pugh, P Wes Chesson

Captain: Jim Dearth | Team MVP: Leo Hart

All-ACC: Leo Hart¹, Rich Searl¹

All-America: Leo Hart¹ | Academic All-America: John Cappellano¹, Jim Dearth¹, Curt Rawley¹, Dave Trice¹

Miscellaneous Awards: -

S 20	South Carolina	A	L	20-27	42,791	SCAR QB Suggs 10-16, 107 yards + 15-98 rushing & 1 TD; Hart 20-34, 194 yards & 2 TDs; Total offense: Duke 306, SCAR 446
S 27	Virginia	A	L	0-10	25,000	UVA RB Helman 32-158 rushing; UVA RB Lacey 21-94 rushing & 1 TD; Hart 11-26, 90 yards; Total offense: Duke 192, UVA 315
O 4	Pittsburgh	H	L	12-14	18,000	PITT RB Esposito 25-76 rushing + 3-25 receiving & 1 TD; Duke PAT rush failed trailing 14-12 (7:10; 4th); Jackson 82-yard PR for TD
O 11	Wake Forest	A	W	27-20	21,000	Asack 30-82 rushing & 2 TDs; Hart 21-28, 262 yards & 1 TD; WF RB Dolbin 13-96 rushing & 1 TD; Total offense: Duke 372, WF 343
O 18	Maryland	A	L	7-20	26,700	MD RB Thomas 22-170 rushing & 1 TD; MD RB Miller 27-101 rushing; Hart 16-40 rushing & 1 TD; Total offense: Duke 245, MD 431
O 25	N.C. State	A	T	25-25	32,700	Dearth PAT pass from Hart following Zwirko 20-yard TD rush to tie game, 25-25 (2:24; 4th); Cappellano 19-111 rushing; Zwirko 2 rushing TDs
N 1	Georgia Tech	A	L	7-20	41,113	GT RB Cunningham 33-190 rushing; Zwirko 20-103 rushing; Courtillet 10-158 receiving; Hart 275 passing yards; TDs: Duke 6, GT 2
N 8	Clemson	H	W	34-27	22,000	Zwirko 19-104 rushing & 1 TD; Hart 11-46 rushing & 3 TDs; CLEM RB Yaeger 31-141 rushing; Davies INT ends CLEM final drive at Duke 26 (4th)
N 15	Virginia Tech	N ¹	L	12-48	23,000	VT RB Tiberio 10-170 rushing & 1 TD; VT RB Edwards 14-105 rushing & 3 TDs; Zwirko 14-61 rushing & 1 TD; VT 469 rushing yards
N 22	North Carolina	H	W	17-13	44,000	Phelan recovers UNC onside kick attempt (0:50; 4th); Chesson 53-yard TD rush on "shoestring play" (0:30; 3rd); Total offense: Duke 298, UNC 460

N¹ Norfolk, Va.

	1st	2nd	3rd	4th	OT	Total
Duke	37	28	36	60	-	161
Opponents	34	70	42	78	-	224

TEAM STATISTICS

	Duke	Opponents
SCORING	161	224
Points Per Game	16.1	22.4
FIRST DOWNS	181	197
Rushing	79	136
Passing	90	53
Penalty	12	8

RUSHING YARDAGE

	Duke	Opponents
Yards gained rushing	1,742	3,105
Yards lost rushing	432	195
Rushing Attempts	440	597
Average Per Rush	3.4	4.9
Average Per Game	131.0	291.0
TDs Rushing	15	-

PASSING YARDAGE

	Duke	Opponents
Comp-Att-Int	153-283-11	71-159-10
Average Per Pass	6.1	7.0
Average Per Catch	11.3	15.2
Average Per Game	172.5	111.2
TDs Passing	6	11

TOTAL OFFENSE

	Duke	Opponents
Total Plays	723	756
Average Per Play	4.2	5.3
Average Per Game	303.5	402.2

KICK RETURNS: #-Yards 38-649 36-596

PUNT RETURNS: #-Yards 20-260 22-164

INT RETURNS: #-Yards 10-101 11-75

KICK RETURN AVERAGE 17.1 16.6

PUNT RETURN AVERAGE 13.0 7.5

INT RETURN AVERAGE 10.1 6.8

FUMBLES-LOST 20-10 25-15

PENALTIES-Yards 50-508 61-634

Average Per Game 50.8 63.4

PUNTS-Yards 65-2,436 53-1,983

Average Per Punt 37.5 37.4

Net punt average - -

KICKOFFS-Yards - -

Average Per Kick - -

Net kick average - -

TIME OF POSSESSION/Game - -

3RD-DOWN Conversions - -

3rd-Down Pct - -

4TH-DOWN Conversions - -

4th-Down Pct - -

SACKS BY-Yards - -

TOUCHDOWNS SCORED 22 28

FIELD GOALS-ATTEMPTS 4-9 11-14

ON-SIDE KICKS - -

RED-ZONE SCORES - -

RED-ZONE TOUCHDOWNS - -

PAT-ATTEMPTS (16-22) 73% (22-28) 78%

RUSHING

Player	G	Att	Gain	Loss	Net	Avg	TD	Lg	Avg/G
B. Zwirko	-	94	513	9	504	5.4	4	-	-
J. Cappellano	-	71	318	1	317	4.5	1	-	-
P. Asack	-	66	233	4	229	3.5	2	-	-
W. Chesson	-	21	162	43	119	5.7	1	53	-
R. McDow	-	18	94	1	93	5.2	0	-	-
D. Baglien	-	20	71	0	71	3.5	0	-	-
R. Hepler	-	7	17	0	17	2.4	0	-	-
D. Satyshur	-	34	83	93	-10	-0.3	0	-	-
L. Hart	-	109	251	281	-30	-0.3	7	-	-

PASSING

Player	G	Effic	C-A-I	Pct	Yds	TD	Lg	Avg/G
L. Hart	-	-	145-268-9	.542	1,642	5	59	-
D. Satyshur	-	-	8-14-1	.572	83	1	-	-
W. Chesson	-	-	0-1-0	.000	0	0	-	-

RECEIVING

Player	G	No.	Yds	Avg	TD	Lg	Avg/G
M. Courtillet	-	45	489	10.9	2	-	-
W. Chesson	-	43	525	12.4	3	-	-
J. Dearth	-	20	261	13.0	0	-	-
J. Cappellano	-	18	188	10.4	0	-	-
R. Hepler	-	12	127	10.6	1	-	-
D. Baglien	-	6	45	7.5	0	-	-
B. Zwirko	-	4	20	5.0	0	-	-
B. Bochow	-	3	44	14.7	0	-	-
R. McDow	-	2	26	13.0	0	-	-

SCORING

Player	TD	FG	Kick	Rush	Rcv	Pass	Dxp	Saf	Pts
L. Hart	7	0-0	0-0	0-0	0	0-1	-	0	42
D. Pugh	0	4-9	15-19	0-1	0	0-0	-	0	27
W. Chesson	4	0-0	0-0	0-0	0	0-0	-	0	24
B. Zwirko	4	0-0	0-0	0-0	0	0-0	-	0	24
P. Asack	2	0-0	0-0	0-0	0	0-0	-	0	12
M. Courtillet	2	0-0	0-0	0-0	0	0-0	-	0	12
J. Cappellano	1	0-0	0-0	0-0	0	0-0	-	0	6
R. Hepler	1	0-0	0-0	0-0	0	0-0	-	0	6
E. Jackson	1	0-0	0-0	0-0	0	0-0	-	0	6
J. Dearth	0	0-0	0-0	1-1	0	0-0	-	0	2
D. Satyshur	0	0-0	0-0	0-0	0	0-1	-	0	0

PUNTING

Player	No.	Yds	Avg	Lg	TB	FC	i20	50+	Blk
W. Chesson	64	2,405	37.6	58	-	-	-	-	0
M. Davies	1	31	31.0	31	-	-	-	-	0

KICKOFF RETURNS

Player	No.	Yds	Avg	TD	Lg
B. Zwirko	22	407	18.5	0	-
D. Baglien	5	112	22.4	0	30
W. Chesson	3	47	15.7	0	-
M. Davies	3	36	12.0	0	-
W. McKee	2	24	12.0	0	-
R. Hepler	1	8	8.0	0	8
J. Dearth	1	8	8.0	0	8
R. Searl	1	7	7.0	0	7

PUNT RETURNS

Player	No.	Yds	Avg	TD	Lg
R. Searl	13	115	8.8	0	-
B. Zwirko	6	62	10.3	0	-
E. Jackson	1	83	83.0	1	83
M. Davies	1	0	0.0	0	-

INTERCEPTIONS

Player	No.	Yds	Avg	TD	Lg
R. Searl	4	92	23.0	0	41
E. Jackson	4	2	0.5	0	-
D. Trice	1	7	7.0	0	7
M. Davies	1	0	0.0	0	-

FIELD GOALS

Player	FGM-A	Pct	1-9	20-29	30-39	40-49	50+	Lg	Blk
D. Pugh	4-9	.444	-	-	-	-	-	-	-

TOTAL OFFENSE LEADERS

Player	G	Plays	Rush	Pass	Total	Avg/G
L. Hart	-	-	-30	1,642	1,612	-
B. Zwirko	-	-	504	0	504	-

ALL PURPOSE YARDAGE LEADERS

Player	G	Rush	Rec	PR	KOR	IR	Total	Avg/G
B. Zwirko	-	504	20	62	407	0	993	-
W. Chesson	-	119	525	0	47	0	691	-

TACKLE LEADERS

Player	G	UA	A	Tot	TFL/Yds	Sacks/Yds	PBU
-	-	-	-	-	-	-	-

CAUSED FUMBLES

-

FUMBLE RECOVERIES

C. Rawley 3, M. Davies 2, B. Mills 2, R. Searl 2, M. Courtillet 1, J. Dearth 1, J. Kiefer 1, F. Rojas 1, L. Murdock 1, B. Zwirko 1

1970

Overall Record: 6-5 ACC: 5-2 (2nd)

Head Coach: Tom Harp

Assistant Coaches: Jacque Hetrick (OC/OB), George Hill (DC/LB), Carmen Falcone (Asst. DL), Alex Gibbs (DB), Harold Hunter (OL), Stan Crisson (WR/Passing), Ron Snyder (DL), Bob Cox (Assistant), Herschel Caldwell (Assistant), John Gutekunst (Freshman)

Starting Lineup: **OFFENSE:** QB Leo Hart, FB Steve Jones, TB Bill Thompson, FL Wes Chesson, E Brad Evans, E Bill Baker, OT Willie Clayton, OT Ed Newman, C Dale Grimes, OG Bob Fitch, OG Fred Rojas; **DEFENSE:** DL Bob Shinn, DL Bruce Mills, DL Thomas Harris, DL Curt Rawley, LB Dick Biddle, LB Phil Asack, LB Lanny Murdock, DB John Cappellano, DB Rich Searl, DB Ernie Jackson, DB Mike Davies; **SPECIAL TEAMS:** K David Wright & David Pugh, P Wes Chesson

Captains: Dick Biddle & Leo Hart | Team MVP: Leo Hart

All-ACC: Dick Biddle, Wes Chesson, Leo Hart, Bruce Mills, Rich Searl

All-America: Dick Biddle, Wes Chesson, Leo Hart, Bruce Mills, Rich Searl | Academic All-America: Curt Rawley

Miscellaneous Awards: -

S 12	Florida	N	L	19-21	53,841	FLA QB Reeves 14-27, 230 yards; FLA RB Durrance 22-56 rushing & 2 TDs; Jones 13-104 rushing & 1 TD; Hart 21-36, 228 yards & 1 TD
S 19	Maryland	H	W	13-12	12,877	Wright GW 45-yard FG (0:01; 4th); Hart 24-38, 254 yards & 1 TD; Chesson 10-93 receiving; MD WR Seymore 6-138 receiving & 1 TD
S 26	Virginia	H	W	17-7	24,478	Jones 32-112 rushing & 1 TD; Chesson 8-106 receiving; 1st downs: Duke 25, UVA 10; Total offense: Duke 452, UVA 253; Halftime: UVA, 7-3
O 3	Ohio State (-/)	A	L	10-34	86,123	OHST RB Hayden 26-165 rushing; OHST RB Brockington 28-117 rushing & 1 TD; Total offense: Duke 249, OHST 481; Halftime: OHST, 6-3
O 10	West Virginia (-/II)	A	W	21-13	35,000	Jones 22-98 rushing & 2 TDs; Thompson 23-93 rushing; WVU RB E. Williams 24-99 rushing; Total offense: Duke 318, WVU 273
O 17	N.C. State	A	W	22-6	26,400	Jones 18-74 rushing & 1 TD; Thompson 15-69 rushing; Wright 51-yard FG; Biddle & Searl 1 INT each; Total offense: Duke 273, NCS 167
O 24	Clemson	A	W	21-10	30,000	Jones 38-171 rushing + 2-21 receiving & 1 TD; Chesson 13-149 receiving; Total offense: Duke 546, CLEM 316; Halftime: CLEM, 10-7
O 31	Georgia Tech	H	L	16-24	32,650	GT DB Beavers 75-yard INT return for TD (0:40; 4th); Thompson 3-74 rushing & 1 TD (73); Chesson 8-142 receiving; Total offense: Duke 420, GT 345
N 7	Wake Forest	H	L	14-28	28,600	WF RB Garrett 23-141 rushing & 2 TDs; WF QB Russell 179 total yards; Hart 2 rushing TDs; Total offense: Duke 330, WF 425; Duke 5 TDs
N 14	South Carolina	A	W	42-38	42,454	Bosetti GW 2-yard TD run (2:00; 4th); Murdock INT ends SCAR final drive (1:05; 4th); Bosetti 42-138 rushing & 3 TDs; Chesson 10-189 receiving & 2 TDs
N 21	North Carolina	A	L	34-59	48,600	UNC RB McCauley 47-279 rushing & 5 TDs; Chesson 5-150 receiving & 1 TD (63); 1st downs: Duke 13, UNC 26; Total offense: Duke 356, UNC 616

N Jacksonville, Fla.

	1st	2nd	3rd	4th	OT	Total
Duke	13	60	60	96	-	229
Opponents	51	73	80	48	-	252

TEAM STATISTICS

	Duke	Opponents
SCORING	229	252
Points Per Game	20.8	22.9
FIRST DOWNS	235	201
Rushing	103	126
Passing	113	67
Penalty	19	8

	1,884	2,458
RUSHING YARDAGE		
Yards gained rushing	2,153	2,595
Yards lost rushing	269	137
Rushing Attempts	546	578
Average Per Rush	3.5	4.3
Average Per Game	171.2	223.4
TDs Rushing	18	24

	2,265	1,443
PASSING YARDAGE		
Comp-Att-Int	184-317-14	105-225-21
Average Per Pass	7.1	6.4
Average Per Catch	12.3	13.7
Average Per Game	205.9	131.2
TDs Passing	10	6

	4,149	3,901
TOTAL OFFENSE		
Total Plays	863	803
Average Per Play	4.8	4.9
Average Per Game	377.2	354.6

KICK RETURNS: #-Yards 39-751 43-819

PUNT RETURNS: #-Yards 34-365 18-200

INT RETURNS: #-Yards 21- 14-

KICK RETURN AVERAGE 19.2 19.0

PUNT RETURN AVERAGE 10.7 11.1

INT RETURN AVERAGE - -

FUMBLES-LOST 27-16 18-9

PENALTIES-Yards 42-410 56-582

Average Per Game 37.3 52.9

PUNTS-Yards 53-2,035 57-2,229

Average Per Punt 38.4 39.1

Net punt average - -

KICKOFFS-Yards - -

Average Per Kick - -

Net kick average - -

TIME OF POSSESSION/Game - -

3RD-DOWN Conversions - -

3rd-Down Pct - -

4TH-DOWN Conversions - -

4th-Down Pct - -

SACKS BY-Yards - -

TOUCHDOWNS SCORED 28 30

FIELD GOALS-ATTEMPTS 11-25 6-13

ON-SIDE KICKS - -

RED-ZONE SCORES - -

RED-ZONE TOUCHDOWNS - -

PAT-ATTEMPTS (24-28) 86% -

RUSHING

Player	G	Att	Gain	Loss	Net	Avg	TD	Lg	Avg/G
S. Jones	-	203	866	12	854	4.3	8	38	-
B. Thompson	-	99	469	12	457	4.6	1	73	-
A. Bosetti	-	61	226	5	221	3.6	0	30	-
L. Hart	-	103	275	196	79	0.8	4	25	-
W. Chesson	-	24	110	27	83	3.4	3	17	-
D. Satyshur	-	22	88	9	79	3.6	0	13	-
B. Zwirko	-	15	52	2	50	3.3	0	13	-
J. Johnston	-	13	51	2	49	3.7	0	8	-
B. Evans	-	3	5	4	1	0.3	1	3	-
R. Searl	-	1	5	0	5	5.0	0	5	-
T. Ussery	-	1	3	0	3	3.0	1	3	-
N. Baydoun	-	1	3	0	3	3.0	0	3	-

PASSING

Player	G	Effic	C-A-I	Pct	Yds	TD	Lg	Avg/G
L. Hart	-	-	180-308-12	.584	2,236	7	-	-
D. Satyshur	-	-	2-6-1	.333	22	1	-	-
B. Evans	-	-	2-2-0	1.000	7	2	-	-
S. Jones	-	-	0-1-1	.000	0	0	-	-

RECEIVING

Player	G	No.	Yds	Avg	TD	Lg	Avg/G
W. Chesson	-	74	1,080	14.6	3	65	-
B. Baker	-	27	294	10.9	1	28	-
S. Jones	-	22	223	10.1	2	20	-
B. Evans	-	21	214	10.2	1	26	-
D. Satyshur	-	19	280	14.7	2	36	-
D. Phelan	-	8	79	9.8	1	26	-
J. Johnston	-	4	57	5.2	0	21	-
A. Bosetti	-	4	7	1.7	0	7	-
B. Thompson	-	3	16	5.3	0	12	-
T. Ussery	-	1	15	15.0	0	15	-
N. Baydoun	-	1	0	0.0	0	-	-

SCORING

Player	TD	FG	Kick	Rush	Rcv	Pass	Dxp	Saf	Pts
S. Jones	10	0-0	0-0	0-0	0	0-0	-	-	60
D. Pugh	0	6-10	18-20	0-0	0	0-0	-	-	36
A. Bosetti	4	0-0	0-0	0-0	0	0-0	-	-	24
L. Hart	3	0-0	0-0	1	0	0-0	-	-	20
W. Chesson	3	0-0	0-0	0-0	0	1	-	-	20
D. Wright	0	5-15	2-2	0-0	0	0-0	-	-	17
D. Satyshur	2	0-0	0-0	0-0	0	1	-	-	14
B. Evans	2	0-0	0-0	0-0	0	0-0	-	-	12
B. Thompson	1	0-0	0-0	0-0	0	1	-	-	8
T. Ussery	1	0-0	0-0	0-0	0	0-0	-	-	6
D. Phelan	1	0-0	0-0	0-0	0	0-0	-	-	6
B. Baker	1	0-0	0-0	0-0	0	0-0	-	-	6

PUNTING

Player	No.	Yds	Avg	Lg	TB	FC	i20	50+	Blk
W. Chesson	36	1,353	37.6	52	-	-	-	-	0
S. Jones	15	643	42.9	53	-	-	-	-	1
M. Davies	1	39	39.0	39	-	-	-	-	0

KICKOFF RETURNS

Player	No.	Yds	Avg	TD	Lg
S. Jones	15	366	24.4	0	35
R. Searl	7	129	18.3	0	24
R. Leiby	7	95	13.5	0	17
E. Jackson	3	53	17.6	0	22
B. Evans	3	44	14.6	0	16
B. Baker	2	25	12.5	0	20
T. Ussery	1	22	22.0	0	22
M. Davies	1	17	17.0	0	17

PUNT RETURNS

Player	No.	Yds	Avg	TD	Lg
R. Searl	27	222	8.2	0	20
E. Jackson	5	112	22.4	0	69
J. Cappellano	1	39	39.0	0	39
M. Davies	1	0	0.0	0	-

INTERCEPTIONS

Player	No.	Yds	Avg	TD	Lg
R. Searl	7	78	11.1	0	-
M. Davies	3	12	4.0	0	-
D. Biddle	2	38	19.0	0	-
P. Asack	2	15	7.5	0	-
L. Murdock	2	10	5.0	0	-
R. Leiby	1	83	83.0	0	83
B. Hanenberg	1	16	16.0	0	16
B. Mills	1	0	0.0	0	-
M. Peck	1	0	0.0	0	-

FIELD GOALS

Player	FGM-A	Pct	1-19	20-29	30-39	40-49	50+	Lg	Blk
D. Pugh	6-10	.600	-	-	-	-	-	-	-
D. Wright	5-15	.333	-	-	-	-	-	-	-

TOTAL OFFENSE LEADERS

Player	G	Plays	Rush	Pass	Total	Avg/G
L. Hart	-	-	79	2,236	2,315	-
S. Jones	-	-	854	-	854	-

ALL PURPOSE YARDAGE LEADERS

Player	G	Rush	Rec	PR	KOR	IR	Total	Avg/G
-	-	-	-	-	-	-	-	-

TACKLE LEADERS

Player	G	UA	A	Tot	TFL/Yds	Sacks/Yds	PBU
-	-	-	-	-	-	-	-

CAUSED FUMBLES

-

FUMBLE RECOVERIES

J. Cappellano 2, E. Jackson 2, R. Parris 1, M. Peck 1, R. Searl 1, B. Shinn 1, J. Tomanchek 1

1971

Overall Record: 6-5 ACC: 2-3 (13rd)

Head Coach: Mike McGee

Assistant Coaches: Max Urlick (OB), Bob Bossons (OL), Marty Pierson (WR), Jerry McGee (DB), Larry Thompson (LB), Joe Robinson (DL)

Starting Lineup: **OFFENSE:** QB Dennis Satyshur, RB Steve Jones, C Dale Grimes, G Willie Clayton, G Gary Heady, T John Dull, T Brad Evans, E Bill Baker, E Dan Phelan, RB Bob Zwirko, SE Brad Evans; **DEFENSE:** DE Melvin Parker, DE Jerry Giffin, DT Bob Parrish, DT Ed Newman, DT Bruce Mills, LB Paul Johnstone, LB Lanny Murdock, DB Bill Hanenberg, DB Ernie Jackson, DB Rich Searl, DB Mike Davies; **SPECIAL TEAMS:** K David Wright, P Ernie Jackson

Captains: Rich Searl, Lanny Murdock & Dennis Satyshur | Team MVP: Ernie Jackson

All-ACC: Bill Hanenberg¹, Ernie Jackson¹, Ed Newman¹, Rich Searl¹

All-America: Ernie Jackson², Ed Newman^{1M}, Rich Searl^{1M} | Academic All-America: -

Miscellaneous Awards: ACC Player of the Year (Ernie Jackson)

S	Opponent	N ¹	W	Score	Points	Notes
S 11	Florida	N ¹	W	12-6	51,677	Jones 40-204 rushing; Total offense: Duke 288, FLA 353; Wright 4 FGs; Duke defense 3 INTs & 3 FRs; FLA QB Reaves 253 yards passing
S 18	South Carolina (-/19)	H	W	28-12	35,113	Jones 37-125 rushing & 2 TDs; Jackson 30-yard INT return for TD + 74-yard PR for TD; Total offense: Duke 180; SCAR 294; Duke defense 3 INTs
S 25	Virginia (20/-)	A	W	28-0	18,500	Jones 23-140 rushing & 2 TDs; Satyshur 5-5, 61 yards; Halftime: Duke, 7-0; Total offense: Duke 283, UVA 271; UVA 6 TOs; Hanenberg 2 INTs
O 2	Stanford (19/10)	A	W	9-3	61,000	Jackson 54-yard INT return for TD; Thompson 13-50 rushing; Zwirko 11-46 rushing; Jones DNP (injury); Total offense: Duke 139, STAN 362
O 9	Clemson (14/-)	N	L	0-3	20,000	CLEM K Siegler 39-yard FG (:10; 3rd); TDs: Duke 4, CLEM 2; Searl 18-53 rushing; Satyshur 8-17, 130 yards; Total offense: Duke 242, CLEM 225
O 16	N.C. State	H	W	41-13	28,174	Thompson 21-125 rushing & 2 TDs; Satyshur 7-10, 133 yards & 1 TD + 1 TD rush; Halftime: Duke, 28-7; Total offense: Duke 366, NCS 248
O 23	Navy (10/-)	A	L	14-15	24,844	NAVY K Lanning GW PAT after FB Pease 3-yard TD pass from QB Stuvek (:29; 4th); Jackson 17-83 rushing & 1 TD; Duke 7 TOs
O 30	Georgia Tech	A	L	0-21	49,886	GT RB Lang 14-68 rushing & 2 TDs; GT RB Horne 20-114 rushing; Jones 23-123 rushing; Duke 3 TOs; Total offense: Duke 260, GT 366
N 6	West Virginia	H	W	31-15	30,150	Johnston 24-123 rushing; Jones 26-98 rushing & 2 TDs; Jackson 14-76 rushing; Total offense: Duke 409, WVU 320; Duke defense 5 INTs
N 13	Wake Forest	A	L	7-23	32,000	WF RB Garrett 18-131 & 2 TDs; WF 23 points in 3rd quarter; Halftime: Duke, 7-0; Total offense: Duke 292, WF 350; Duke 3 TOs
N 20	North Carolina	H	L	0-38	51,500	UNC RB Jolley 24-159 rushing & 3 TDs; Jones 18-79 rushing; Searl 8-24, 111 yards + 32-67 rushing; Total offense: Duke 274, UNC 376

N¹ Tampa, Fla.

	1st	2nd	3rd	4th	Total
Duke	43	59	31	37	170
Opponents	0	34	64	51	149

TEAM STATISTICS

	Duke	Opponents
SCORING	170	149
Points Per Game	15.5	13.5
FIRST DOWNS	156	194
Rushing	106	101
Passing	44	84
Penalty	6	9
RUSHING YARDAGE	2,174	1,748
Yards gained rushing	2,492	2,135
Yards lost rushing	318	387
Rushing Attempts	598	537
Average Per Rush	3.6	3.3
Average Per Game	197.6	158.9
TDs Rushing	17	11
PASSING YARDAGE	907	1,665
Comp-Att-Int	61-138-13	133-263-20
Average Per Pass	6.6	6.3
Average Per Catch	14.9	12.5
Average Per Game	82.4	151.3
TDs Passing	2	7
TOTAL OFFENSE	3,081	3,413
Total Plays	736	800
Average Per Play	4.2	4.3
Average Per Game	280.1	310.2
KICK RETURNS: #-Yards	31-609	33-643
PUNT RETURNS: #-Yards	34-317	27-136
INT RETURNS: #-Yards	-	-
KICK RETURN AVERAGE	19.6	19.4
PUNT RETURN AVERAGE	9.3	5.0
INT RETURN AVERAGE	-	-
FUMBLES-LOST	29-15	29-15
PENALTIES-Yards	54-443	42-435
Average Per Game	40.3	39.5
PUNTS-Yards	66-2,399	63-2,289
Average Per Punt	36.3	36.3
Net punt average	-	-
KICKOFFS-Yards	-	-
Average Per Kick	-	-
Net kick average	-	-
TIME OF POSSESSION/Game	-	-
3RD-DOWN Conversions	-	-
3rd-Down Pct	-	-
4TH-DOWN Conversions	-	-
4th-Down Pct	-	-
SACKS BY-Yards	-	-
TOUCHDOWNS SCORED	22	18
FIELD GOALS-ATTEMPTS	6-13	6-13
ON-SIDE KICKS	-	-
RED-ZONE SCORES	-	-
RED-ZONE TOUCHDOWNS	-	-
PAT-ATTEMPTS	(20-22) 91%	(14-18) 78%

RUSHING

Player	G	Att	Gain	Loss	Net	Avg	TD	Lg	Avg/G
S. Jones	7	193	886	25	861	4.5	6	35	123.0
E. Jackson	-	65	375	15	360	5.5	5	83	-
W. Thompson	-	67	341	0	341	5.0	4	63	-
J. Johnston	-	82	297	11	286	3.4	0	18	-
R. Searl	11	75	275	89	186	2.5	1	21	16.9
A. Bosetti	-	12	29	6	23	1.9	0	6	-
R. McDow	-	3	25	9	16	5.3	0	11	-
G. Garvin	-	3	6	0	6	2.0	0	3	-
J. Forbis	-	1	2	0	2	2.0	0	2	-
J. Spoganetz	-	5	14	17	-3	-0.6	0	12	-
D. Satyshur	9	60	105	146	-41	-0.7	1	13	-4.6

PASSING

Player	G	Effic	C-A-I	Pct	Yds	TD	Lg	Avg/G
D. Satyshur	9	-	41-84-8	.488	631	2	-	70.1
R. Searl	11	-	16-47-4	.340	221	0	-	20.1
S. Jones	7	-	3-4-0	.750	44	0	-	6.3
J. Spoganetz	-	-	1-3-1	.333	11	0	-	-

RECEIVING

Player	G	No.	Yds	Avg	TD	Lg	Avg/G
D. Phelan	-	17	273	16.0	0	28	-
B. Baker	-	17	238	14.0	0	26	-
R. McDow	-	8	99	12.4	1	18	-
B. Evans	-	5	114	22.8	1	35	-
G. Garvin	-	3	34	11.3	0	19	-
S. Jones	7	3	4	1.3	0	3	0.6
T. Chambers	-	2	41	20.5	0	21	-
W. Thompson	-	2	34	17.0	0	20	-
J. Johnston	-	2	21	10.5	0	18	-
R. Searl	11	1	28	28.0	0	28	2.5
E. Jackson	-	1	21	21.0	0	21	-

SCORING

Player	TD	FG	Kick	Rush	Rcv	Pass	Dxp	Saf	Pts
E. Jackson	8	0-0	0-0	0-0	0	0-0	-	-	48
D. Wright	0	6-13	20-22	0-0	0	0-0	-	-	38
S. Jones	6	0-0	0-0	0-0	0	0-0	-	-	36
W. Thompson	4	0-0	0-0	0-0	0	0-0	-	-	24
B. Evans	1	0-0	0-0	0-0	0	0-0	-	-	6
R. McDow	1	0-0	0-0	0-0	0	0-0	-	-	6
D. Satyshur	1	0-0	0-0	0-0	0	0-0	-	-	6
R. Searl	1	0-0	0-0	0-0	0	0-0	-	-	6

PUNTING

Player	No.	Yds	Avg	Lg	TB	FC	i20	50+	Bk
S. Jones	25	932	37.2	56	-	-	-	-	1
M. Davies	25	827	33.1	51	-	-	-	-	0
C. Munday	15	640	42.6	52	-	-	-	-	0

KICKOFF RETURNS

Player	No.	Yds	Avg	TD	Lg
E. Jackson	15	356	23.7	0	43
J. Johnston	7	106	15.1	0	21
B. Hanenberg	4	85	21.2	0	29
W. Thompson	2	37	18.5	0	27
R. Searl	1	24	24.0	0	24
J. Politan	1	1	1.0	0	1
B. Baker	1	0	0.0	0	0

PUNT RETURNS

Player	No.	Yds	Avg	TD	Lg
E. Jackson	18	175	9.7	1	74
R. Searl	15	142	9.4	0	28
R. Leiby	1	0	0.0	0	0

INTERCEPTIONS

Player	No.	Yds	Avg	TD	Lg
B. Hanenberg	5	75	15.0	0	-
M. Davies	5	35	7.2	0	-
R. Searl	5	27	5.4	0	-
E. Jackson	4	84	21.0	2	-
R. Fitch	1	27	27.0	0	-

FIELD GOALS

Player	FGM-A	Pct	1-19	20-29	30-39	40-49	50+	Lg	Bk
D. Wright	6-13	.461	-	-	-	-	-	-	-

TOTAL OFFENSE LEADERS

Player	G	Plays	Rush	Pass	Total	Avg/G
S. Jones	7	-	44	861	905	129.3
D. Satyshur	9	-	631	-41	590	65.6
R. Searl	11	-	221	186	407	37.0

ALL PURPOSE YARDAGE LEADERS

Player	G	Rush	Rec	PR	KOR	IR	Total	Avg/G
-	-	-	-	-	-	-	-	-

TACKLE LEADERS

Player	G	UA	A	Tot	TFL/Yds	Sacks/Yds	PBU
-	-	-	-	-	-	-	-

CAUSED FUMBLES

-	-
---	---

FUMBLE RECOVERIES

M. Davies 3, R. Chambers 2, R. Fitch 2, J. Giffin 2, B. Hanenberg 1, T. Harris 1, J. Johnston 1, L. Murdock 1, B. Parrish 1, J. Ricca 1

1972

Overall Record: 5-6 ACC: 3-3 (4th)

Head Coach: Mike McGee

Assistant Coaches: Jerry McGee (DC/DB), Bob Bossons (OL), John Gutekunst (DE), Joe Robinson (DL), Larry Thompson (LB), Max Urick (OB), Eddie Wilson (OB/WR), John McNabb (RC)

Starting Lineup: **OFFENSE:** QB Mark Johnson, FB Mike Bomgardner, TB Steve Jones, SE Mark Landon, TE Rich Brienza, FL Tom Chambers, OT Stuart Todd, OT Willie Clayton, C Dale Grimes, OG Gary Heady, OG Bruce Snyder; **DEFENSE:** DE Ernie Clark, DE Melvin Parker, DT John Ricca, DT Ed Newman, DT Bob Parrish, MLB Keith Stoneback, DLB Jim Horning, LB Winslow Stillman, CB Ronnie Hoots, CB Bill Hanenberg, S Buster Cox

Captains: Dale Grimes, Bill Hanenberg & Steve Jones | Team MVP: Steve Jones

All-ACC: Dale Grimes¹, Bill Hanenberg¹, Steve Jones¹, Ed Newman¹, Melvin Parker¹

All-America: Dale GrimesTM, Bill HanenbergTM, Steve Jones³, Ed NewmanTM | Academic All-America: -

Miscellaneous Awards: ACC Player of the Year (Steve Jones), ACC Brian Piccolo Award (Mark Johnson)

S 9	Alabama (-/7)	N ¹	L	12-35	71,281	ALA RB Spivey 11-73 rushing & 1 TD; Albright 8-13, 103 yards & 2 TDs; Halftime: ALA, 14-12; Total offense: Duke 310, ALA 406
S 16	Washington (-/12)	A	L	6-14	59,200	WASH FB Taggares 10-55 rushing & 1 TD; Johnson 16-47 rushing; Total offense: Duke 230, WASH 272; Stoneback & Stillman 11 tackles each
S 23	Stanford (-/19)	H	L	6-10	24,600	STAN RB Sanderson 15-53 rushing; Jones 34-123 rushing; Total offense: Duke 202, STAN 168; TOs: Duke 5, STAN 4
S 30	Virginia	H	W	37-13	20,806	Jones 28-188 rushing & 3 TDs (175 yards in 1st half); Spears 6-9, 64 yards & 2 TDs; Halftime: Duke, 30-0; Duke defense 3 INTs & 2 FRs
O 7	N.C. State	A	L	0-17	38,200	NCS RB Fritts 24-133 rushing & 2 TDs; NCS QB Shaw 6-9, 64 yards; Jones 26-108 rushing; Total offense: Duke 330, NCS 321
O 14	Clemson	A	W	7-0	33,000	Jones 14-66 rushing; Bomgardner 13-53 rushing & 1 TD; Duke defense 2 INTs & 2 FRs; CLEM offense 1 drive inside Duke 35 (FGA)
O 21	Maryland	H	W	20-14	21,300	Johnson 5-8, 54 yards & 1 TD + 19-114 rushing & 1 TD; MD QB Avellini 314 passing yards & 2 TDs; Duke defense 2 INTs in 4th quarter
O 28	Navy	A	W	17-16	26,000	Parker stops NAVY QB Glenn PAT rush attempt (1:15; 4th) & Duke recovers ensuing onside kick attempt; Jones 36-148 rushing; NAVY 453 yards
N 4	Georgia Tech	H	W	20-14	37,300	Jones 38-149 rushing; Johnson 9-15, 156 yards + 2 rushing TDs; Total offense: Duke 371, GT 260; TOs: Duke 3, GT 4
N 11	Wake Forest	H	L	7-9	18,025	WF RB Garrett GW 28-yard TD rush (:54; 4th); WF HC Harper fired on Monday prior to the game; Jones 37-201 rushing & 1 TD; Duke 3 TOs
N 18	North Carolina	A	L	0-14	47,000	UNC WR Taylor GW 17-yard TD pass from QB Vidnovic (8:59; 4th); Jones 24-99 rushing; Total offense: Duke 165, UNC 194; Duke 7 TOs

N¹ Birmingham, Ala.

	1st	2nd	3rd	4th	Total
Duke	31	58	21	22	132
Opponents	27	14	48	67	156

TEAM STATISTICS

	Duke	Opponents
SCORING	132	156
Points Per Game	12.0	14.1
FIRST DOWNS	174	185
Rushing	114	110
Passing	49	66
Penalty	11	9

RUSHING YARDAGE

	Duke	Opponents
Yards gained rushing	2,616	2,120
Yards lost rushing	295	306
Rushing Attempts	611	511
Average Per Rush	3.8	3.5
Average Per Game	211.0	164.9
TDs Rushing	13	12

PASSING YARDAGE

	Duke	Opponents
Comp-Att-Int	68-161-17	113-217-16
Average Per Pass	5.4	6.6
Average Per Catch	12.8	12.8
Average Per Game	78.8	131.1
TDs Passing	6	9

TOTAL OFFENSE

	Duke	Opponents
Total Plays	772	728
Average Per Play	4.1	4.5
Average Per Game	289.8	296.1

KICK RETURNS: #-Yards 30-522 31-634

PUNT RETURNS: #-Yards 47-503 33-331

INT RETURNS: #-Yards 16-168 -

KICK RETURN AVERAGE 17.4 20.4

PUNT RETURN AVERAGE 10.7 10.0

INT RETURN AVERAGE 10.5 -

FUMBLES-LOST 31-17 29-19

PENALTIES-Yards 56-539 61-553

Average Per Game 49.0 50.3

PUNTS-Yards 67-2,771 64-2,559

Average Per Punt 41.3 39.9

Net punt average - -

KICKOFFS-Yards - -

Average Per Kick - -

Net kick average - -

TIME OF POSSESSION/Game - -

3RD-DOWN Conversions - -

3rd-Down Pct - -

4TH-DOWN Conversions - -

4th-Down Pct - -

SACKS BY-Yards - -

TOUCHDOWNS SCORED 19 21

FIELD GOALS-ATTEMPTS 1-6 4-10

ON-SIDE KICKS - -

RED-ZONE SCORES - -

RED-ZONE TOUCHDOWNS - -

PAT-ATTEMPTS (11-19) 58% (18-21) 95%

RUSHING

Player	G	Att	Gain	Loss	Net	Avg	TD	Lg	Avg/G
S. Jones	-	287	1,271	35	1,236	4.3	6	33	-
M. Johnson	-	114	569	107	462	4.0	4	68	-
M. Bomgardner	-	67	296	0	296	4.5	2	19	-
G. Garvin	-	33	120	5	115	3.5	1	13	-
L. Martinez	-	18	117	3	114	6.3	0	30	-
H. Spears	-	17	64	25	39	2.3	0	13	-
W. Thompson	-	14	36	2	34	2.4	0	6	-
M. Landon	-	5	22	11	11	2.2	0	11	-
W. Maloney	-	5	10	1	9	1.8	0	4	-
J. Haldeman	-	2	8	0	8	4.0	0	5	-
D. Kraft	-	1	4	0	4	4.0	0	4	-
R. Lebby	-	3	1	4	-3	-1.0	0	1	-
R. Albright	-	45	98	102	-4	-0.1	0	9	-

PASSING

Player	G	Effic	C-A-I	Pct	Yds	TD	Lg	Avg/G
M. Johnson	-	-	30-69-7	.434	380	1	-	-
R. Albright	-	-	24-61-5	.393	316	3	-	-
H. Spears	-	-	13-25-3	.520	154	2	-	-
D. Kraft	-	-	1-4-1	.250	17	0	-	-
S. Jones	-	-	0-2-1	.000	0	0	-	-

RECEIVING

Player	G	No.	Yds	Avg	TD	Lg	Avg/G
M. Landon	-	16	206	12.8	1	29	-
R. Brienza	-	14	198	14.1	2	23	-
T. Chambers	-	11	133	12.0	1	18	-
C. Munday	-	8	168	21.0	1	54	-
M. Manuel	-	4	64	16.0	0	21	-
G. Garvin	-	4	36	9.0	0	13	-
S. Jones	-	4	18	4.5	0	9	-
J. Haldeman	-	2	17	8.5	0	14	-
M. Bomgardner	-	2	2	1.0	1	8	-
M. Johnson	-	1	9	9.0	0	9	-
W. Thompson	-	1	9	9.0	0	9	-
L. Martinez	-	1	7	7.0	0	7	-

SCORING

Player	TD	FG	Kick	Rush	Rcv	Pass	Dxp	Saf	Pts
S. Jones	6	0-0	0-0	0-1	0	0-0	-	0	36
M. Johnson	4	0-0	0-0	1-1	0	0-0	-	0	26
M. Bomgardner	3	0-0	0-0	0-0	0	0-0	-	0	18
R. Brienza	2	0-0	0-0	0-0	0	0-0	-	0	12
H. Bayless	0	1-3	8-11	0-0	0	0-0	-	0	11
M. Landon	1	0-0	0-0	0-0	0	0-0	-	0	6
T. Chambers	1	0-0	0-0	0-0	0	0-0	-	0	6
C. Munday	1	0-0	0-0	0-0	0	0-0	-	0	6
G. Garvin	1	0-0	0-0	0-0	0	0-0	-	0	6
H. Spears	0	0-0	0-0	1-1	0	0-0	-	0	2
P. Smathers	0	0-0	1-2	0-0	0	0-0	-	0	1
R. Albright	0	0-0	0-0	0-0	0	0-2	-	0	0
D. Schmit	0	0-3	0-1	0-0	0	0-0	-	0	0
TEAM	0	0-0	0-0	0-0	0	0-0	-	1	2

PUNTING

Player	No.	Yds	Avg	Lg	TB	FC	i20	50+	Blk
S. Jones	65	2,684	41.3	71	-	-	-	-	0
J. Christopher	2	87	43.5	47	-	-	-	-	0

KICKOFF RETURNS

Player	No.	Yds	Avg	TD	Lg
W. Maloney	9	185	20.5	0	35
S. Jones	7	149	21.3	0	29
W. Thompson	2	37	18.5	0	21
M. Bomgardner	2	32	16.0	0	16
L. Martinez	2	29	14.5	0	20
B. Hanenberg	2	23	11.5	0	13
R. Lebby	1	32	32.0	0	32
G. Garvin	1	18	18.0	0	18
M. Landon	1	11	11.0	0	11
J. Haldeman	1	6	6.0	0	6
C. Munday	1	0	0.0	0	-
M. Manuel	1	0	0.0	0	-

PUNT RETURNS

Player	No.	Yds	Avg	TD	Lg
B. Hanenberg	35	392	11.2	0	50
R. Hoots	10	93	9.3	0	40
B. Fordham	1	13	13.0	0	13
S. Jones	1	5	5.0	0	5

INTERCEPTIONS

Player	No.	Yds	Avg	TD	Lg
B. Fordham	4	29	7.2	0	-
B. Hanenberg	3	46	15.3	0	-
R. Hoots	3	0	0.0	0	-
W. Stillman	2	68	34.0	0	-
C. Cox	2	0	0.0	0	-
M. Parker	1	21	21.0	0	21
K. Stoneback	1	4	4.0	0	4

FIELD GOALS

Player	FGM-A	Pct	1-19	20-29	30-39	40-49	50+	Lg	Blk
H. Bayless	1-3	.333	-	-	-	-	-	-	-
D. Schmit	0-3	.000	-	-	-	-	-	-	-

TOTAL OFFENSE LEADERS

Player	G	Plays	Rush	Pass	Total	Avg/G
S. Jones	-	289	1,236	0	1,236	-
M. Johnson	-	175	462	380	842	-
R. Albright	-	105	-4	316	312	-

ALL PURPOSE YARDAGE LEADERS

Player	G	Rush	Rec	PR	KOR	IR	Total	Avg/G
S. Jones	-	1,236	18	5	149	0	1,408	-
M. Johnson	-	462	9	0	0	0	467	-
B. Hanenberg	-	0	0	392	23	46	461	-

TACKLE LEADERS

Player	G	UA	A	Tot	TFL/Yds	Sacks/Yds	PBU
-	-						

1973

Overall Record: 2-8-1 ACC: 1-4-1 (5th)

Head Coach: Michael McGee

Assistant Coaches: Jerry McGee (DC/DB), Bob Bossons (C/OG), Jim Sam Gillespie (DL), John Gutekunst (LB), Bishop Harris (DL), Dick Kupec (OT), Max Urlick (OB), Eddie Wilson (WR/OB), John McNabb (RC)

Starting Lineup: **OFFENSE:** QB Hal Spears, FB Mike Bomgardner, TB Tony Benjamin, SE Ben Fordham, FL Randy Cobb, TE Rick Brienza, LT Gary Pellom, LG Jim Fehling, C Dave Schmit, RG Bruce Snyder, RT Robert Jackson; **DEFENSE:** DE Don Shannon, LT Dennis Turner, RT John Ricca, DE Ernie Clark, SLB Dave Meier, MLB Keith Stoneback, WLB Jim Horning, DB Ronnie Hoots, DB Charles Cox, DB Jeff Christopher, DB David Dill; **SPECIAL TEAMS:** K Dave Malechek, P Bob Grupp

Captains: Mark Johnson, John Ricca & Keith Stoneback | Team MVP: Keith Stoneback

All-ACC: Ernie Clark, John Ricca & Keith Stoneback

All-America: Ernie Clark^{HM}, John Ricca^{HM}, Keith Stoneback^{HM} | Academic All-America: –

Freshman All-America: Tony Benjamin¹

Miscellaneous Awards: –

S 15	Tennessee (-/9)	A	L	17-21	70,787	TENN RB Stanback GW 1-yard TD rush (2:05; 4th); Stanback 104 rushing yards; Duke final drive ends with INT (:17; 4th); Martinez 14-62 rushing
S 22	Washington	H	W	23-21	22,500	Cobb GW 11-yard TD pass from Johnson (1:32; 4th); Johnson 144 total yards (74 pass); Landon 11-54 rushing & 1 TD; TOS: Duke 4, WASH 4
S 29	Virginia	A	L	3-7	20,300	UVA QB Gardner 12-25, 226 yards & 1 TD; UVA WR Merritt 4-91 receiving & 1 TD; Landon 14-57 rushing; Stoneback 13 tackles
O 6	Purdue	A	L	7-27	53,241	PUR RB Northington 14-64 rushing; PUR 5 players with 25+ rushing yards; Total offense: Duke 163, PUR 293; Clark 16 tackles
O 13	Tulane (-/18)	H	L	17-24	20,500	TUL WR M. Foley GW 3-yard TD pass from QB S. Foley (:09; 4th); Total offense: Duke 129, TUL 311; Stoneback 10 tackles & 1 CF
O 20	Clemson	H	L	8-24	33,800	CLEM RB Sanders 2 rushing TDs; Benjamin 16-144 rushing; Neighborgall 4-7, 115 yards & 1 TD; Halftime: CLEM, 14-0; Stoneback 11 tackles
O 27	Maryland	N ¹	L	10-30	20,500	MD RB Carter GW 6-yard TD rush (8:18; 4th); Neighborgall 9-19, 143 yards & 1 TD; Slade 3-96 receiving & 1 TD; Halftime, 10-10
N 3	Georgia Tech	A	L	10-12	47,129	GT RB Hill 17-83 rushing & 1 TD; Benjamin 32-181 rushing; Malechek 35-yard FGA wide after Duke blocked GT punt (:09; 4th)
N 10	Wake Forest	A	T	7-7	20,500	Benjamin 41-186 rushing & 1 TD; Malechek 39-yard FGA wide right (:01; 4th); Total offense: Duke 302, WF 119; Halftime: 0-0
N 17	N.C. State (-/20)	H	L	3-21	40,380	NCS RB Burden 17-84 rushing; Spears 7-11, 51 yards; Stoneback 23 tackles; Cox 3.0 TFL & 1 INT; Total offense: Duke 216, NCS 311
N 24	North Carolina	H	W	27-10	44,600	Spears 12-17, 131 yards + 15-15 rushing & 2 TDs; Halftime: UNC, 10-7; TOS: Duke 2, UNC 4; Slade 3-134 KOR; Stoneback 14 tackles

N¹ Norfolk, Va.

	1st	2nd	3rd	4th	Total
Duke	38	23	41	30	132
Opponents	62	30	34	78	204

TEAM STATISTICS	Duke	Opponents
SCORING	132	204
Points Per Game	12.0	18.5
FIRST DOWNS	166	172
Rushing	89	114
Passing	56	49
Penalty	21	9
RUSHING YARDAGE	1,824	2,091
Yards gained rushing	2,219	2,344
Yards lost rushing	395	253
Rushing Attempts	560	588
Average Per Rush	3.3	3.6
Average Per Game	165.9	190.1
TDs Rushing	10	14
PASSING YARDAGE	1,147	1,091
Comp-Att-Int	84-182-18	74-156-8
Average Per Pass	6.3	7.0
Average Per Catch	13.7	14.7
Average Per Game	104.3	99.2
TDs Passing	5	11
TOTAL OFFENSE	2,971	3,182
Total Plays	742	744
Average Per Play	4.0	4.3
Average Per Game	270.1	289.3
KICK RETURNS: #-Yards	37-806	29-545
PUNT RETURNS: #-Yards	40-447	40-220
INT RETURNS: #-Yards	8-42	–
KICK RETURN AVERAGE	21.8	18.8
PUNT RETURN AVERAGE	11.2	5.5
INT RETURN AVERAGE	5.3	–
FUMBLES-LOST	38-19	31-23
PENALTIES-Yards	58-542	54-617
Average Per Game	49.3	56.1
PUNTS-Yards	70-2,564	67-2,665
Average Per Punt	36.6	39.8
Net punt average	–	–
KICKOFFS-Yards	–	–
Average Per Kick	–	–
Net kick average	–	–
TIME OF POSSESSION/Game	–	–
3RD-DOWN Conversions	–	–
3rd-Down Pct	–	–
4TH-DOWN Conversions	–	–
4th-Down Pct	–	–
SACKS BY-Yards	–	–
TOUCHDOWNS SCORED	16	26
FIELD GOALS-ATTEMPTS	7-18	7-19
ON-SIDE KICKS	–	–
RED-ZONE SCORES	–	–
RED-ZONE TOUCHDOWNS	–	–
PAT-ATTEMPTS	(14-16) 88%	(25-26) 96%

RUSHING

Player	G	Att	Gain	Loss	Net	Avg	TD	Lg	Avg/G
T. Benjamin	–	114	583	11	572	5.1	1	52	–
M. Bomgardner	–	108	428	9	419	3.9	2	35	–
M. Johnson	–	95	398	145	253	2.6	2	21	–
C. Williamson	–	62	205	9	196	3.2	1	12	–
M. Landon	–	43	159	4	155	3.6	1	11	–
L. Martinez	–	44	152	6	146	3.3	1	14	–
H. Spears	–	65	226	141	85	1.3	2	22	–
J. Haldeman	–	12	33	3	30	2.5	0	5	–
A. Gore	–	3	10	1	9	3.0	0	7	–
G. Garvin	–	1	7	0	7	7.0	0	7	–
B. Grupp	–	1	0	8	-8	-8.0	0	-8	–
T. Slade	–	2	1	17	-16	-8.0	0	1	–
R. Neighborgall	–	9	17	41	-24	2.7	0	16	–

PASSING

Player	G	Effic	C-A-I	Pct	Yds	TD	Lg	Avg/G
M. Johnson	–	–	38-91-11	.418	497	3	–	–
H. Spears	–	–	29-56-4	.519	335	0	–	–
R. Neighborgall	–	–	16-34-3	.470	304	2	–	–
B. Grupp	–	–	1-1-0	1.000	11	0	–	–

RECEIVING

Player	G	No.	Yds	Avg	TD	Lg	Avg/G
B. Fordham	–	30	438	14.6	0	36	–
R. Cobb	–	13	203	15.6	2	30	–
T. Slade	–	8	191	23.9	2	60	–
L. Upshaw	–	6	67	11.2	0	19	–
R. McInturff	–	5	72	14.4	0	27	–
R. Brienza	–	5	56	11.2	1	18	–
T. Benjamin	–	5	25	5.0	0	9	–
C. Williamson	–	4	27	6.8	0	11	–
C. Munday	–	3	42	14.0	0	18	–
M. Manuel	–	2	13	6.5	0	11	–
J. Haldeman	–	1	16	16.0	0	16	–
L. Martinez	–	1	1	1.0	0	1	–
M. Bomgardner	–	1	-4	-4.0	0	-4	–

SCORING

Player	TD	FG	Kick	Rush	Rcv	Pass	Dxp	Saf	Pts
D. Malechek	0	7-18	13-14	0-0	0	–	0	0	34
T. Slade	3	0-0	0-0	0-0	0	–	0	0	18
M. Bomgardner	2	0-0	0-0	0-0	0	–	0	0	12
R. Cobb	2	0-0	0-0	0-0	0	–	0	0	12
M. Johnson	2	0-0	0-0	0-0	0	–	0	0	12
H. Spears	2	0-0	0-0	0-0	0	–	0	0	12
C. Williamson	2	0-0	0-0	0-0	1	–	0	0	8
T. Benjamin	1	0-0	0-0	0-0	0	–	0	0	6
R. Brienza	1	0-0	0-0	0-0	0	–	0	0	6
M. Landon	1	0-0	0-0	0-0	0	–	0	0	6
L. Martinez	1	0-0	0-0	0-0	0	–	0	0	6
TEAM	0	0-0	0-1	0-0	0	–	0	0	0

PUNTING

Player	No.	Yds	Avg	Lg	TB	FC	i20	50+	Blk
B. Grupp	37	1,399	37.8	57	–	–	–	–	0
J. Christopher	31	1,158	37.3	58	–	–	–	–	0
C. Munday	1	7	7.0	7	–	–	–	–	0
TEAM	1	0	0.0	–	–	–	–	–	1

KICKOFF RETURNS

Player	No.	Yds	Avg	TD	Lg
T. Slade	25	611	24.4	0	94
A. Gore	7	121	17.6	0	29
T. Benjamin	2	31	15.5	0	20
M. Landon	1	19	19.0	0	19
M. Bomgardner	1	16	16.0	0	16
L. Martinez	1	8	8.0	0	8

PUNT RETURNS

Player	No.	Yds	Avg	TD	Lg
T. Slade	39	440	11.3	1	85
J. Hill	1	7	7.0	0	7

INTERCEPTIONS

Player	No.	Yds	Avg	TD	Lg
J. Christopher	2	6	3.0	0	–
C. Cox	2	3	1.5	0	–
J. Horning	1	24	24.0	0	24
E. Cook	1	7	7.0	0	7
K. Stoneback	1	2	2.0	0	2
J. Ricca	1	0	0.0	0	–

FIELD GOALS

Player	FGM-A	Pct	1-19	20-29	30-39	40-49	50+	Lg	Blk
D. Malechek	7-18	.389	–	–	–	–	–	–	–

TOTAL OFFENSE LEADERS

Player	G	Plays	Rush	Pass	Total	Avg/G
M. Johnson	–	186	253	497	750	–
T. Benjamin	–	114	572	0	572	–
H. Spears	–	121	85	335	420	–

ALL PURPOSE YARDAGE LEADERS

Player	G	Rush	Rec	PR	KOR	IR	Total	Avg/G
T. Slade	–	-16	191	440	611	0	1,226	–
T. Benjamin	–	583	25	0	31	0	639	–
B. Fordham	–	0	438	0	0	0	438	–

TACKLE LEADERS

Player	G	UA	A	Tot	TFL/Yds	Sacks/Yds	PBU
–	–	–	–	–	–	–	–

CAUSED FUMBLES

–	–
---	---

FUMBLE RECOVERIES

–	–
---	---

1974

Overall Record: 6-5 ACC: 2-4 (5th)

Head Coach: Mike McGee

Assistant Coaches: Jerry McGee (DC/DB), Dick Towers (OC), Bob Bossons (OL), John Gutekunst (LB), Bishop Harris (DL), Dick Kupec (OT), Lee Moon (DL), Dennis Satyshur (WR)

Starting Lineup: **OFFENSE:** QB Hal Spears, TB Art Gore, FB Tony Benjamin, WR Troy Slade, WR Larry Upshaw, TE Gene Devine, LT Gary Pellon, LG Ted Hanenberg, C Billy Bryan, RL Bruce Snyder, RT Robert Jackson; **DEFENSE:** DE Dave Dusek, LT Dennis Turner, RT John Hill, DE Mark Landon, SLB Dave Meier, MLB Keith Stoneback, WLB Craig Stephenson, CB Ronnie Hoots, CB Earl Cook, S Jeff Christopher, S Mark Johnson;

SPECIAL TEAMS: K Rich McInturff, P Bob Grupp

Captains: Mike Bomgardner & Keith Stoneback | **Team MVP:** Keith Stoneback

All-ACC: Jeff Christopher¹, Keith Stoneback¹, Denis Turner¹, Troy Slade¹

All-America: Keith Stoneback³ | **Academic All-America:** –

Miscellaneous Awards: –

S 14	N.C. State (-/16)	A	L	21-35	42,200	NCS RB Fritts 16-80 rushing & 1 TD + 2-2, 56 yards & 1 TD; Total offense: Duke 356, NCS 523; TOS: Duke 3, NCS 5; Turner 10 tackles
S 21	South Carolina	A	W	20-14	45,620	Martinez GW 1-yard TD rush (:4:53; 4th); Cook INT ends SCAR final drive (4:03; 4th); Martinez 36-199 rushing & 3 TDs; Christopher & Cook 2 INTs each
S 28	Virginia	H	W	27-7	18,250	Martinez 17-64 rushing & 2 TDs; Spears 10-17, 170 yards & 1 TD + 1 TD rush; TOS: Duke 0, UVA 4; Stoneback 10 tackles; Dusek 7 tackles
O 5	Purdue	H	W	16-14	20,500	Benjamin GW 1-yard TD rush (8:18; 4th); PUR K Schmidt 31-yard FGA wide right (3:14; 4th); Benjamin 30-79 rushing; Stoneback 18 tackles
O 12	Army	H	W	33-14	28,500	Bomgardner 20-92 rushing & 1 TD; Spears 10-15, 178 yards & 1 TD; Total offense: Duke 477, ARMY 178; Stephenson 16 tackles & 3.0 TFL
O 19	Clemson	A	L	13-17	41,000	CLEM QB Fellers 1 TD rush; Spears 15-26, 209 yards & 2 TDs; Slade 8-118 receiving & 1 TD; TOS: Duke 5, CLEM 0; Total offense: Duke 350, CLEM 205
O 26	Florida (-/12)	A	L	13-30	56,251	FLA RB Richards 7-90 rushing & 1 TD; Slade 7-108 receiving & 1 TD; Halftime: FLA, 30-0; Total offense: Duke 261, FLA 450
N 2	Georgia Tech	H	W	9-0	34,500	Gore 31-147 rushing; Total offense: Duke 268, GT 180; GT 2 total drives into red zone (FGA & INT); Stoneback 14 tackles & 3.0 TFL
N 9	Wake Forest	H	W	23-7	18,200	Gore 22-107 rushing & 2 TDs; Total offense: Duke 333, WF 204; Halftime: Duke, 13-0; WF 7 total yards in 1st half; Landon 7 tackles & 3.0 TFL
N 16	Maryland (-/13)	N ¹	L	13-56	24,000	MD QB Avellini 10-11, 190 yards & 1 TD; MD RB White 3 total TDs (2 rush); Corbett 236 passing yards; Halftime: MD, 35-7; TOS: Duke 4, MD 1
N 23	North Carolina	A	L	13-14	47,300	UNC K Alexander GW PAT after QB Kupec 9-yard TD rush (4:42; 4th); Duke final 2 drives both TD on downs; Gore 31-171 rushing & 1 TD

N¹ Norfolk, Va.

	1st	2nd	3rd	4th	Total
Duke	32	64	55	50	201
Opponents	77	58	38	35	208

TEAM STATISTICS

	Duke	Opponents
SCORING	201	208
Points Per Game	18.2	18.9
FIRST DOWNS	226	174
Rushing	120	115
Passing	84	50
Penalty	22	9
RUSHING YARDAGE	1,953	2,216
Yards gained rushing	2,381	2,457
Yards lost rushing	428	241
Rushing Attempts	595	544
Average Per Rush	3.3	4.1
Average Per Game	177.5	201.4
TDs Rushing	21	21
PASSING YARDAGE	1,684	1,195
Comp-Att-Int	113-219-13	82-176-14
Average Per Pass	7.7	6.8
Average Per Catch	14.9	14.6
Average Per Game	153.1	108.6
TDs Passing	7	7
TOTAL OFFENSE	3,637	3,411
Total Plays	814	720
Average Per Play	4.5	4.7
Average Per Game	330.6	310.1
KICK RETURNS: #-Yards	36-666	38-721
PUNT RETURNS: #-Yards	40-320	37-339
INT RETURNS: #-Yards	14-180	-
KICK RETURN AVERAGE	18.5	18.5
PUNT RETURN AVERAGE	8.0	9.2
INT RETURN AVERAGE	12.9	-
FUMBLES-LOST	33-17	27-11
PENALTIES-Yards	43-487	64-586
Average Per Game	44.3	53.3
PUNTS-Yards	61-2,391	61-2,371
Average Per Punt	39.2	38.9
Net punt average	-	-
KICKOFFS-Yards	-	-
Average Per Kick	-	-
Net kick average	-	-
TIME OF POSSESSION/Game	-	-
3RD-DOWN Conversions	-	-
3rd-Down Pct	-	-
4TH-DOWN Conversions	-	-
4th-Down Pct	-	-
SACKS BY-Yards	-	-
TOUCHDOWNS SCORED	28	29
FIELD GOALS-ATTEMPTS	4-13	1-14
ON-SIDE KICKS	-	-
RED-ZONE SCORES	-	-
RED-ZONE TOUCHDOWNS	-	-
PAT-ATTEMPTS	(15-28) 54%	(25-29) 93%

RUSHING

Player	G	Att	Gain	Loss	Net	Avg	TD	Lg	Avg/G
A. Gore	-	125	663	36	627	5.0	4	25	-
T. Benjamin	-	107	394	13	381	3.6	5	17	-
L. Martinez	-	80	359	5	354	4.4	7	25	-
M. Bomgardner	-	83	345	0	345	4.2	2	18	-
M. Barney	-	35	179	13	166	4.7	1	17	-
H. Spears	-	93	282	175	107	1.6	2	14	-
M. Bennett	-	15	38	0	38	2.5	0	6	-
C. Williamson	-	9	19	3	16	1.8	0	6	-
B. Bickel	-	1	5	0	5	5.0	0	5	-
T. Slade	-	2	1	18	-17	-8.5	0	1	-
B. Corbett	-	34	89	107	-18	-0.5	0	-	-
B. Grupp	-	2	0	18	-18	-9.0	0	-	-
R. Neighborgall	-	8	7	27	-20	-2.5	0	-	-
TEAM	-	1	0	13	-13	-13.0	0	-	-

PASSING

Player	G	Effic	C-A-I	Pct	Yds	TD	Lg	Avg/G
H. Spears	-	-	79-141-6	.560	1,132	5	-	-
B. Corbett	-	-	32-61-4	.524	522	2	-	-
R. Neighborgall	-	-	2-16-2	.125	30	0	-	-
L. Martinez	-	-	0-1-1	.000	0	0	-	-

RECEIVING

Player	G	No.	Yds	Avg	TD	Lg	Avg/G
T. Slade	-	31	489	15.8	2	42	-
B. Fordham	-	25	368	14.7	1	32	-
R. Cobb	-	17	353	20.8	3	53	-
L. Upshaw	-	14	203	14.6	0	22	-
G. DeVine	-	8	121	15.1	0	20	-
L. Martinez	-	5	46	9.2	1	18	-
A. Gore	-	4	34	8.6	0	15	-
T. Benjamin	-	3	28	9.3	0	11	-
M. Barney	-	2	18	9.0	0	12	-
M. Bomgardner	-	2	10	5.0	0	8	-
M. Manuel	-	1	13	13.0	0	13	-
J. Fehling	-	1	1	1.0	0	1	-

SCORING

Player	TD	FG	Kick	Rush	Rcv	Pass	Dxp	Saf	Pts
L. Martinez	8	0-0	0-0	0-0	0	-	0	0	48
T. Benjamin	5	0-0	0-0	1-1	0	-	0	0	32
A. Gore	4	0-0	0-0	0-0	0	-	0	0	24
R. Cobb	3	0-0	0-0	0-0	0	-	0	0	18
R. McInturff	0	3-8	8-12	0-0	0	-	0	0	17
H. Spears	2	0-0	0-0	1-3	0	-	0	0	14
T. Slade	2	0-0	0-0	0-0	0	-	0	0	12
M. Bomgardner	2	0-0	0-0	0-0	0	-	0	0	12
D. Malechek	0	1-1	4-6	0-0	0	-	0	0	7
B. Fordham	1	0-0	0-0	0-0	0	-	0	0	6
M. Barney	1	0-0	0-0	0-0	0	-	0	0	6
TEAM	0	0-0	0-0	0-0	0	-	0	2	4
S. Wolcott	0	0-3	1-2	0-0	0	-	0	0	1

PUNTING

Player	No.	Yds	Avg	Lg	TB	FC	i20	50+	Blk
B. Grupp	57	2,317	40.6	60	-	-	-	-	0
J. Christopher	3	74	24.7	44	-	-	-	-	0
TEAM	1	0	0.0	0	-	-	-	-	1

KICKOFF RETURNS

Player	No.	Yds	Avg	TD	Lg
T. Slade	27	528	19.6	0	44
L. Martinez	3	37	12.3	0	16
L. Upshaw	2	43	21.5	0	22
M. Barney	1	21	21.0	0	21
C. Williamson	1	16	16.0	0	16
A. Gore	1	15	15.0	0	15
T. Benjamin	1	6	6.0	0	6

PUNT RETURNS

Player	No.	Yds	Avg	TD	Lg
T. Slade	39	298	7.7	0	39
L. Crawford	1	22	22.0	0	22

INTERCEPTIONS

Player	No.	Yds	Avg	TD	Lg
J. Christopher	4	74	18.5	0	-
D. Meier	3	52	17.3	0	-
E. Cook	3	43	14.3	0	-
B. Grupp	2	6	3.0	0	-
M. Johnson	1	3	3.0	0	3
R. Hoots	1	2	2.0	0	2

FIELD GOALS

Player	FGM-A	Pct	1-9	20-29	30-39	40-49	50+	Lg	Blk
R. McInturff	3-8	.375	-	-	-	-	-	-	-
D. Malechek	1-1	1.000	-	-	-	-	-	-	-
S. Wolcott	0-3	0.0	-	-	-	-	-	-	-
B. Grupp	0-1	0.0	-	-	-	-	-	-	-

TOTAL OFFENSE LEADERS

Player	G	Plays	Rush	Pass	Total	Avg/G
H. Spears	-	234	107	1,132	1,239	-
A. Gore	-	125	627	0	627	-
B. Corbett	-	95	-18	522	504	-

ALL PURPOSE YARDAGE LEADERS

Player	G	Rush	Rec	PR	KOR	IR	Total	Avg/G
T. Slade	-	-17	489	298	528	0	1,298	-
L. Martinez	-	354	46	0	37	0	437	-
T. Benjamin	-	381	28	0	6	0	415	-

TACKLE LEADERS

Player	G	UA	A	Tot	TFL/Yds	Sacks/Yds	PBU
-	-	-	-	-	-	-	-

CAUSED FUMBLES

-

FUMBLE RECOVERIES

-

1975

Overall Record: 4-5-2 ACC: 3-0-2 (2nd)

Head Coach: Mike McGee

Assistant Coaches: Jerry McGee (DC/DB), Leo Hart (RC), Dick Towers (OB), John Gutekunst (OL), Dennis Satyshur (WR), Lee Moon (DL), Bob Brush (LB), Bishop Harris (DE)

Starting Lineup: **OFFENSE:** QB Mike Dunn (4) and Bob Corbett (6), TB Mike Barney, FB Tony Benjamin, TE Larry Upshaw, WR Troy Slade, SB Chuck Williamson, LT Gary Pellon, FG Terry Ketchel, C Billy Bryan, RG Tryrel Schneck, RT Jim Fehling; **DEFENSE:** DE Ernie Clark, DT Steve Edwards, DT Maurice Corders, DE Dave Dusek, LB Carl McGee, LB Cary Rosoff, LB Dave Meier, CB Earl Cook, CB Bob Grupp, S Kirk May, S Lanier Crawford; **SPECIAL TEAMS:** K Vince Fusco, P Bob Grupp

Captains: Ernie Clark, Dave Meier & Hal Spears | **Team MVP:** Dave Meier

All-ACC: Billy Bryan¹, Bob Grupp¹, Dave Meier¹, Gary Pellom¹, Troy Slade¹

All-America: Billy BryanTM, Dave MeierTM, Gary PellomTM | **Academic All-America:** –

Freshman All-America: Carl McGee¹, Mike Dunn²

Miscellaneous Awards: ACC Jacobs Blocking Trophy (Billy Bryan)

S 12	Southern California (r/4)	A	L	7-35	56,727	SOCAL RB Bell 34-256 rushing & 4 TDs (SOCAL single-game yardage record); SOCAL 434 rushing yards; Duke 307 total yards; Meier 16 tackles
S 20	South Carolina	H	L	16-24	21,500	SCAR RB Williams 18-114 rushing & 2 TDs; Total offense: Duke 291, SCAR 355; Gore 12-43 rushing; Duke 5 TDs; SCAR 35:32 TOP
S 27	Virginia	H	W	26-11	21,750	Martinez 17-85 rushing & 2 TDs; Corbett 9-14, 156 yards; Total offense: Duke 398, UVA 307; TDs: Duke 4, UVA 4; Meier 9 tackles & 2 INTs
O 4	Pittsburgh	A	L	0-14	33,778	PITT RB Dorsett 19-84 rushing & 1 TD; Corbett 15-28, 191 yards; Total offense: Duke 224, PITT 284; McGee 12 tackles; Falcone 11 tackles
O 11	Army West Point	A	W	21-10	36,577	Barney 22-109 rushing & 1 TD; Benjamin 11-109 rushing; Duke 304 rush yards; McGee 68-yard INT return for TD; ARMY QB Hall 16-24, 222 yards
O 18	Clemson	H	W	25-21	31,500	Benjamin GW 19-yard TD rush (1:38; 4th); McGee FR ends CLEM final drive (:00; 4th); Barney 20-103 rushing; CLEM QB Jordan 11-14, 202 yards
O 25	Florida (r/12)	A	L	16-24	62,222	FLA RB DuBose 26-141 rushing & 3 TDs; FLA 404 rushing yards; Corbett 11-15, 179 yards & 1 TD; Benjamin 14-70 rushing; Duke 3 TDs
N 1	Georgia Tech	A	L	6-21	44,116	GT RB Shamburger 12-124 rushing; Total offense: Duke 311, GT 418; TDs: Duke 3, GT 0; Benjamin 14-53 rushing; Meier 16 tackles
N 8	Wake Forest	A	W	42-14	28,900	Benjamin 19-97 rushing & 4 TDs; Halftime: 14-14; Total offense: Duke 540, WF 254; TDs: Duke 2, WF 6; WF LB Armstrong 29 tackles & 1 INT
N 15	N.C. State	H	T	21-21	43,200	NCS RB Brown PAT pass from QB Buckley after RB Johnson 3-yard TD run (:12; 4th); Martinez 12-129 rushing & 1 TD; Duke 386 rushing yards
N 22	North Carolina	H	T	17-17	42,100	Barney 12-129 rushing & 1 TD; Slade 8-151 receiving; Duke fumble lost at UNC 9 (7:55; 4th); UNC fumble lost at Duke 12 (:42; 4th)

	1st	2nd	3rd	4th	Total
Duke	27	73	44	53	197
Opponents	39	76	39	58	212

TEAM STATISTICS	Duke	Opponents
SCORING	197	212
Points Per Game	17.9	19.3
FIRST DOWNS	225	225
Rushing	134	148
Passing	81	65
Penalty	10	12
RUSHING YARDAGE	2,359	2,731
Yards gained rushing	2,605	2,927
Yards lost rushing	246	196
Rushing Attempts	547	589
Average Per Rush	4.3	4.6
Average Per Game	214.5	248.3
TDs Rushing	21	23
PASSING YARDAGE	1,715	1,318
Comp-Att-Int	122-216-13	98-179-18
Average Per Pass	7.9	7.4
Average Per Catch	14.1	13.4
Average Per Game	155.9	119.8
TDs Passing	3	5
TOTAL OFFENSE	4,074	4,049
Total Plays	763	768
Average Per Play	5.3	5.3
Average Per Game	370.4	368.1
KICK RETURNS: #-Yards	39-727	43-832
PUNT RETURNS: #-Yards	24-291	28-227
INT RETURNS: #-Yards	18-235	--
KICK RETURN AVERAGE	18.6	19.3
PUNT RETURN AVERAGE	12.1	8.1
INT RETURN AVERAGE	13.1	--
FUMBLES-LOST	30-20	31-9
PENALTIES-Yards	52-554	47-435
Average Per Game	50.4	39.5
PUNTS-Yards	40-1,722	43-1,585
Average Per Punt	43.1	36.9
Net punt average	--	--
KICKOFFS-Yards	--	--
Average Per Kick	--	--
Net kick average	--	--
TIME OF POSSESSION/Game	--	--
3RD-DOWN Conversions	--	--
3rd-Down Pct	--	--
4TH-DOWN Conversions	--	--
4th-Down Pct	--	--
SACKS BY-Yards	--	--
TOUCHDOWNS SCORED	25	28
FIELD GOALS-ATTEMPTS	9-18	6-15
ON-SIDE KICKS	--	--
RED-ZONE SCORES	--	--
RED-ZONE TOUCHDOWNS	--	--
PAT-ATTEMPTS	(20-25) 80%	(23-28) 82%

RUSHING

Player	G	Att	Gain	Loss	Net	Avg	TD	Lg	Avg/G
T. Benjamin	--	136	674	0	674	5.0	6	62	--
M. Barney	--	99	516	29	487	4.9	2	38	--
M. Dunn	--	103	475	62	413	4.0	2	16	--
L. Martinez	--	62	323	8	315	5.1	6	61	--
A. Gore	--	35	163	11	152	4.3	2	16	--
B. Pruitt	--	24	97	1	96	4.0	0	9	--
C. Williamson	--	20	89	6	83	4.2	2	29	--
L. Rogers	--	13	71	4	67	5.2	0	10	--
B. Corbett	--	48	167	117	50	1.0	0	13	--
T. Brock	--	1	13	0	13	13.0	0	13	--
L. Upshaw	--	2	9	0	9	4.5	0	6	--
H. Spears	--	4	8	8	0	0.0	1	7	--

PASSING

Player	G	Effic	C-A-I	Pct	Yds	TD	Lg	Avg/G
B. Corbett	--	--	81-131-6	.618	1,063	3	--	--
M. Dunn	--	--	31-67-7	.463	526	0	--	--
H. Spears	--	--	10-18-0	.555	126	0	--	--

RECEIVING

Player	G	No.	Yds	Avg	TD	Lg	Avg/G
T. Slade	--	43	654	15.2	0	39	--
C. Williamson	--	18	261	14.5	0	44	--
E. Kornberger	--	18	254	14.1	1	23	--
L. Upshaw	--	13	201	15.5	1	48	--
T. Benjamin	--	7	92	13.1	0	29	--
T. Hall	--	6	87	14.5	1	27	--
L. Rogers	--	4	38	9.5	0	18	--
L. Martinez	--	4	4	1.0	0	13	--
M. Barney	--	3	64	21.3	0	51	--
G. Sandefur	--	2	20	10.0	0	12	--
A. Gore	--	2	19	9.5	0	11	--
T. Brock	--	1	11	11.0	0	11	--
J. Fehling	--	1	10	10.0	0	10	--

SCORING

Player	TD	FG	Kick	Rush	Rcv	Pass	Dxp	Saf	Pts
V. Fusco	0	9-16	20-21	0-0	0	0-0	0	0	47
T. Benjamin	6	0-0	0-0	0-0	0	0-0	0	0	36
L. Martinez	6	0-0	0-0	0-0	0	0-0	0	0	36
A. Gore	2	0-0	0-0	0-0	0	0-0	0	0	12
C. Williamson	2	0-0	0-0	0-0	0	0-0	0	0	12
M. Dunn	2	0-0	0-0	0-1	0	0-0	0	0	12
M. Barney	2	0-0	0-0	0-0	0	0-0	0	0	12
H. Spears	1	0-0	0-0	0-0	0	0-0	0	0	6
L. Upshaw	1	0-0	0-0	0-0	0	0-0	0	0	6
C. McGee	1	0-0	0-0	0-0	0	0-0	0	0	6
E. Kornberger	1	0-0	0-0	0-0	0	0-0	0	0	6
T. Hall	1	0-0	0-0	0-0	0	0-0	0	0	6

PUNTING

Player	No.	Yds	Avg	Lg	TB	FC	i20	50+	Blk
B. Grupp	40	1,722	43.1	59	--	--	--	--	0

KICKOFF RETURNS

Player	No.	Yds	Avg	TD	Lg
T. Slade	31	618	19.9	0	45
T. Benjamin	2	20	10.0	0	10
E. Kornberger	1	21	21.0	0	21
B. Pruitt	1	17	17.0	0	17
T. Hall	1	14	14.0	0	14
H. Spears	1	14	14.0	0	14
L. Upshaw	1	13	13.0	0	13
R. Olson	1	10	10.0	0	10

PUNT RETURNS

Player	No.	Yds	Avg	TD	Lg
T. Slade	23	283	12.3	0	53
B. Grupp	1	8	8.0	0	8

INTERCEPTIONS

Player	No.	Yds	Avg	TD	Lg
B. Grupp	4	72	18.0	0	33
D. Meier	3	23	7.7	0	15
K. May	3	10	3.3	0	8
C. McGee	2	75	37.5	1	68
L. Crawford	2	33	16.5	0	28
T. Knotts	2	23	11.5	0	23
D. Brooks	1	0	0.0	0	0
R. Sensibaugh	1	0	0.0	0	0

FIELD GOALS

Player	FGM-A	Pct	1-9	20-29	30-39	40-49	50+	Lg	Blk
V. Fusco	9-16	.563	--	--	--	--	--	--	--
TEAM	0-2	.000	--	--	--	--	--	--	--

TOTAL OFFENSE LEADERS

Player	G	Plays	Rush	Pass	Total	Avg/G
B. Corbett	--	179	50	1,063	1,113	--
M. Dunn	--	170	413	526	939	--
T. Benjamin	--	136	674	0	674	--

ALL PURPOSE YARDAGE LEADERS

Player	G	Rush	Rec	PR	KOR	IR	Total	Avg/G
T. Slade	--	0	654	283	618	0	1,555	--
T. Benjamin	--	674	92	0	20	0	786	--
M. Barney	--	487	64	0	0	0	551	--

TACKLE LEADERS

Player	G	UA	A	Tot	TFL/Yds	Sacks/Yds	PBU
--	--	--	--	--	--	--	--

CAUSED FUMBLES

--

FUMBLE RECOVERIES

--

1976

Overall Record: 5-5-1 ACC: 2-3-1 (4th)

Head Coach: Mike McGee

Assistant Coaches: John Gutekunst (DC/DB), Bob Brush (LB), Bill Faircloth (DE), Mo Forte (WR), Dennis Haglan (OL), Leo Hart (RC), Dick Towers (OB), Chuck Walker (DL)

Starting Lineup: **OFFENSE:** QB Mike Dunn, TB Mike Barney, FB Tony Benjamin, TE Glenn Sandefur, WR Tom Hall, SB Chuck Williamson, OT John Patterson, OT Frank Destefano, OG Mike Sandusky, OG Greg Menico, C Billy Bryan; **DEFENSE:** DE Jeff Green, DT Lyman Smith, DT Steve Edwards, DE Andy Schoenhof, LB Carl McGee, LB Jim Reilly, LB Cary Rosoff, CB Earl Cook, CB Bob Grupp, CB Dan Brooks, S Kirk May; **SPECIAL**

TEAMS: K Vince Fusco, P Bob Grupp

Captains: Tony Benjamin, Billy Bryan & Bob Grupp | Team MVP: Billy Bryan

All-ACC: Billy Bryan¹, Vince Fusco¹, Bob Grupp¹, Tom Hall¹, Carl McGee¹

All-America: Billy Bryan¹, Bob Grupp¹, Tom Hall¹, Carl McGee¹ | Academic All-America: -

Miscellaneous Awards: ACC Jacobs Blocking Trophy (Billy Bryan), ACC Brian Piccolo Award (Jeff Green)

S 11	Tennessee	A	W	21-18	82,687	Gore 13-68 rushing & 1 TD; Dunn 13-36 rushing & 2 TDs; TENN QB Wallace 24-54 rushing; Total offense: Duke 245, TENN 285; Reilly 18 tackles
S 18	South Carolina	A	L	6-24	52,237	SCAR RB Williams 17-90 rushing; SCAR 5 players with 40+ rushing yards; Total offense: Duke 182, SCAR 400; Gore 18-105 rushing & 1 TD
S 25	Virginia	A	W	21-6	20,000	Dunn 14-118 rushing & 7-11, 107 yards; Benjamin 18-100 rushing; Total offense: Duke 416, UVA 182; McGee 10 tackles; Brooks 8 tackles
O 2	Pittsburgh (-/2)	H	L	31-44	37,200	PITT RB & eventual Heisman Trophy recipient Dorsett 31-129 rushing; PITT QB Cavanaugh 14-17, 339 yards & 5 TDs; PITT eventual national champion
O 9	Miami	A	W	20-7	13,811	Gore 17-63 rushing & 1 TD; Benjamin 16-29 rushing & 1 TD; Dunn 7-13, 83 yards & 19-58 rushing; Fusco 2 FGs (37 & 20); Halftime: Duke, 14-7
O 16	Clemson	A	T	18-18	41,500	Fusco 57-yard FG (:00; 4th); Fusco 6 FGs (27, 22, 22, 25, 36 & 57) to set ACC records for FGs in a game & longest FG; Gore 14-116 rushing
O 23	Maryland (-/6)	H	L	3-30	20,200	MD QB Manges 11-20, 96 yards & 2 TDs; MD RB Scott 21-96 rushing; Hall 7-90 receiving; Total offense: Duke 227, MD 373; Reilly 13 tackles
O 30	Georgia Tech	H	W	31-7	30,300	Dunn 19-168 rushing & 2 TDs + 7-13, 57 yards; Gore 17-86 rushing; Duke defense 5 INTs & 5 FRs; Total offense: Duke 456; GT 276
N 6	Wake Forest	H	L	17-38	23,600	WF RB McDougald 33-142 & 1 TD; Hall 5-80 receiving & 1 TD; Benjamin 11-54 rushing; Reilly 15 tackles; Total offense: Duke 238, WF 283
N 13	N.C. State	A	W	28-14	41,600	Gore GW 1-yard TD rush (12:46; 4th); Dunn 21-152 rushing & 2 TDs; Gore 15-107 rushing; Duke 398 rushing yards; Grupp 6 tackles & 1 INT
N 20	North Carolina	A	L	38-39	48,000	UNC RB Voight GW PAT rush after RB Johnson 8-yard TD pass from QB Kupec (:42; 4th); Voight 47-261 rushing; Dunn 17-130 rushing & 4 TDs

	1st	2nd	3rd	4th	Total
Duke	34	85	47	68	234
Opponents	37	94	59	55	245

TEAM STATISTICS	Duke	Opponents
SCORING	234	245
Points Per Game	21.3	22.3
FIRST DOWNS	211	216
Rushing	138	143
Passing	54	57
Penalty	19	16
RUSHING YARDAGE	2,589	2,534
Yards gained rushing	2,803	2,739
Yards lost rushing	214	205
Rushing Attempts	592	588
Average Per Rush	4.4	4.3
Average Per Game	235.4	230.4
TDs Rushing	25	19
PASSING YARDAGE	1,078	1,213
Comp-Att-Int	90-170-12	91-176-8
Average Per Pass	6.3	6.9
Average Per Catch	12.0	13.3
Average Per Game	98.0	110.3
TDs Passing	2	13
TOTAL OFFENSE	3,667	3,747
Total Plays	762	764
Average Per Play	4.8	4.9
Average Per Game	333.4	340.6
KICK RETURNS: #-Yards	41-821	47-795
PUNT RETURNS: #-Yards	20-102	24-184
INT RETURNS: #-Yards	8-15	12-150
KICK RETURN AVERAGE	20.0	16.9
PUNT RETURN AVERAGE	5.1	7.7
INT RETURN AVERAGE	1.9	12.5
FUMBLES-LOST	23-15	31-21
PENALTIES-Yards	51-569	64-584
Average Per Game	51.7	53.1
PUNTS-Yards	48-1,834	42-1,740
Average Per Punt	38.2	41.4
Net punt average	-	-
KICKOFFS-Yards	-	-
Average Per Kick	-	-
Net kick average	-	-
TIME OF POSSESSION/Game	-	-
3RD-DOWN Conversions	-	-
3rd-Down Pct	-	-
4TH-DOWN Conversions	-	-
4th-Down Pct	-	-
SACKS BY-Yards	-	-
TOUCHDOWNS SCORED	28	32
FIELD GOALS-ATTEMPTS	12-20	7-14
ON-SIDE KICKS	-	-
RED-ZONE SCORES	-	-
RED-ZONE TOUCHDOWNS	-	-
PAT-ATTEMPTS	(23-28) 82%	(28-32) 88%

RUSHING

Player	G	Att	Gain	Loss	Net	Avg	TD	Lg	Avg/G
M. Dunn	-	176	928	171	757	4.3	12	60	-
A. Gore	-	152	753	11	742	4.9	7	49	-
T. Benjamin	-	156	626	2	624	4.0	3	31	-
M. Barney	-	71	380	7	373	5.3	3	40	-
M. Addezza	-	11	50	0	50	4.5	0	11	-
L. Rogers	-	11	44	1	43	3.9	0	8	-
C. Williamson	-	7	14	3	11	1.6	0	5	-
T. Luongo	-	1	6	0	6	6.0	0	6	-
G. Rhett	-	2	2	0	2	1.0	0	2	-
B. Grupp	-	1	0	4	-4	-4.0	0	-	-
S. Driskell	-	1	0	5	-5	-5.0	0	-	-
D. Oostdyk	-	3	0	10	-10	-3.3	0	-	-

PASSING

Player	G	Effic	C-A-I	Pct	Yds	TD	Lg	Avg/G
M. Dunn	-	-	90-168-11	.538	1,078	2	-	-
D. Oostdyk	-	-	0-2-1	.000	0	0	-	-

RECEIVING

Player	G	No.	Yds	Avg	TD	Lg	Avg/G
T. Hall	-	44	594	13.5	1	36	-
G. Sandefur	-	11	108	9.8	0	18	-
C. Williamson	-	10	169	16.9	1	55	-
T. Benjamin	-	8	86	8.8	0	29	-
M. Barney	-	8	62	7.8	0	27	-
A. Gore	-	7	26	3.7	0	12	-
J. Comer	-	1	23	23.0	0	23	-
M. Addezza	-	1	10	10.0	0	10	-

SCORING

Player	TD	FG	Kick	Rush	Rcv	Pass	Dxp	Saf	Pts
M. Dunn	12	0-0	0-0	4-4	0	-	0	0	80
V. Fusco	0	12-20	16-18	0-0	0	-	0	0	52
A. Gore	7	0-0	0-0	0-0	0	-	0	0	42
T. Benjamin	3	0-0	0-0	1-1	1	-	0	0	22
M. Barney	3	0-0	0-0	1-1	0	-	0	0	20
C. Williamson	1	0-0	0-0	0-0	0	-	0	0	6
G. Sandefur	1	0-0	0-0	0-0	0	-	0	0	6
T. Hall	1	0-0	0-0	0-0	0	-	0	0	6
S. Wolcott	0	0-0	0-1	0-0	0	-	0	0	0
TEAM	0	0-0	0-0	0-0	0	0-2	0	0	0

PUNTING

Player	No.	Yds	Avg	Lg	TB	FC	i20	50+	Blk
B. Grupp	45	1,794	39.9	63	-	-	-	-	0
R. Sommers	1	40	40.0	40	-	-	-	-	0
TEAM	2	0	0.0	0	-	-	-	-	2

KICKOFF RETURNS

Player	No.	Yds	Avg	TD	Lg
A. Gore	22	563	25.6	0	56
M. Barney	14	208	14.9	0	22
L. Rogers	4	50	12.5	0	17
T. Brock	1	0	0.0	0	-

PUNT RETURNS

Player	No.	Yds	Avg	TD	Lg
E. Cook	17	91	5.4	0	12
W. Miller	2	7	3.5	0	6
D. Mashore	1	4	4.0	0	4

INTERCEPTIONS

Player	No.	Yds	Avg	TD	Lg
K. May	2	3	1.5	0	3
T. Knotts	1	11	11.0	0	11
C. McGee	1	1	1.0	0	1
B. Grupp	1	0	0.0	0	-
D. Brooks	1	0	0.0	0	-
D. Mashore	1	0	0.0	0	-
R. Sommers	1	0	0.0	0	-

FIELD GOALS

Player	FGM-A	Pct	1-19	20-29	30-39	40-49	50+	Lg	Blk
V. Fusco	12-20	.600	0-0	6-7	4-6	1-6	1-1	57	-

TOTAL OFFENSE LEADERS

Player	G	Plays	Rush	Pass	Total	Avg/G
M. Dunn	-	266	757	1,078	1,835	-
A. Gore	-	152	742	0	742	-
T. Benjamin	-	156	624	0	624	-

ALL PURPOSE YARDAGE LEADERS

Player	G	Rush	Rec	PR	KOR	IR	Total	Avg/G
A. Gore	-	742	26	0	563	0	1,331	-
M. Dunn	-	757	0	0	0	0	757	-
T. Benjamin	-	624	86	0	0	0	710	-

TACKLE LEADERS

Player	G	UA	A	Tot	TFL/Yds	Sacks/Yds	PBU
-	-	-	-	-	-	-	-

CAUSED FUMBLES

-

FUMBLE RECOVERIES

G. Sandefur 1

1979

Overall Record: 2-8-1 ACC: 0-6 (7th)

Head Coach: Red Wilson

Assistant Coaches: Dick Kemp (OC), Larry Thompson (DC/LB), Mickey Brown (DL), John Guy (DE), Mark Landon (WR), Sam Story (RC/TE), Eddie Williamson (OL), Cliff Yoshida (DB)

Starting Lineup: OFFENSE: QB Stanley Driskell, TB Greg Rhett, FB Ned Gonet, WR Ron Frederick, WR Cedric Jones, TE Joel Patten, OT Jim Colantuoni, OT Greg Bamberger, OG Scott Hamilton, OG Bob Riordan, C Kevin Kelly; DEFENSE: DE Charles Bowser, DE Larry Lenoir, DT F.A. Martin, DT Paul Heinsohn, NG Eric Drescher, LB Jim Tyson, LB Craig Brown, CB Dennis Tabron, CB Craig Hoskins, S George Gawdun, S Greg Stroud; SPECIAL TEAMS: K Scott McKinney, P Ricky Brummitt

Captains: Craig Hoskins & Bob Riordan | Team MVP: Craig Hoskins

All-ACC: -

All-America: - | Academic All-America: -

Miscellaneous Awards: ACC Jim Tatum Award (Scott Hamilton)

Table with 2 columns: Game/Stat, Value. Rows include game results (S 15 East Carolina, S 22 South Carolina, S 29 Virginia, O 6 Army West Point, O 13 Richmond, O 20 Clemson, O 27 Maryland, N 3 Georgia Tech, N 10 Wake Forest (-20), N 17 N.C. State, N 24 North Carolina) and game summaries for Duke (Driskell GW 6-yard TD run, SCAR RB Rogers 28-161 rushing, UVA RB Vigorito 17-126 rushing, ARMY K Aucoin PAT, Driskell 14-22, 216 yards, CLEM RB McSwain 18-120 rushing, MD RB Wingfield 30-136 rushing, GT QB Kelly 16-30, 264 yards, WF K Harnisch GW 22-yard FG, NCS RB Sullivan 16-119 rushing, UNC RB Lawrence 29-165 rushing).

Table with 5 columns: 1st, 2nd, 3rd, 4th, Total. Rows: Duke (20, 41, 19, 72, 152), Opponents (37, 110, 67, 50, 264).

TEAM STATISTICS table with 2 columns: Duke, Opponents. Categories include SCORING (Points Per Game 13.8 vs 24.0), FIRST DOWNS (154 vs 237), RUSHING YARDAGE (1,558 vs 3,079), PASSING YARDAGE (1,183 vs 1,152), TOTAL OFFENSE (2,741 vs 4,231), KICK RETURNS, PUNT RETURNS, INT RETURNS, KICK RETURN AVERAGE, PUNT RETURN AVERAGE, INT RETURN AVERAGE, FUMBLES-LOST, PENALTIES-Yards, PUNTS-Yards, KICKOFFS-Yards, TIME OF POSSESSION/Game, 3RD-DOWN Conversions, 4TH-DOWN Conversions, SACKS BY-Yards, TOUCHDOWNS SCORED, FIELD GOALS-ATTEMPTS, ON-SIDE KICKS, RED-ZONE SCORES, RED-ZONE TOUCHDOWNS, PAT-ATTEMPTS ((17-19) 89% vs (33-34) 97%).

RUSHING table with 10 columns: Player, G, Att, Gain, Loss, Net, Avg, TD, Lg, Avg/G. Rows include G. Rhett, K. Crenshaw, N. Gonet, S. Driskell, G. Boone, C. Browning, B. Brower, C. Jones, R. Frederick, R. Brummitt, S. Broadie, M. Stopper, M. Brown, G. Stroud, B. Clinkscale, TEAM.

PASSING table with 10 columns: Player, G, Effic, C-A-I, Pct, Yds, TD, Lg, Avg/G. Rows include S. Driskell, C. Browning, B. Clinkscale, R. Brummitt.

RECEIVING table with 10 columns: Player, G, No., Yds, Avg, TD, Lg, Avg/G. Rows include R. Frederick, C. Jones, M. Brown, G. Rhett, C. Castor, K. Crenshaw, J. Brinkman, J. Patten, B. Brower, N. Gonet, R. Brummitt, M. Stopper.

SCORING table with 12 columns: Player, TD, FG, Kick, Rush, Rcv, Pass, Dxp, Saf, Pts. Rows include S. McKinney, C. Jones, S. Driskell, R. Frederick, G. Rhett, J. Brinkman, M. Brown, K. Crenshaw, G. Boone, G. Stroud, J. Patten, TEAM.

PUNTING table with 10 columns: Player, No., Yds, Avg, Lg, TB, FC, i20, 50+, Blk. Row: R. Brummitt (82, 3,064, 37.4, 65).

KICKOFF RETURNS table with 6 columns: Player, No., Yds, Avg, TD, Lg. Rows include C. Jones, K. Crenshaw, G. Boone, N. Gonet, D. Tabron, G. Tillery, C. Hoskins, C. Lackey, J. Brinkman, B. Baldinger.

PUNT RETURNS table with 6 columns: Player, No., Yds, Avg, TD, Lg. Rows include G. Gawdun, D. Tabron, E. Brown.

INTERCEPTIONS table with 6 columns: Player, No., Yds, Avg, TD, Lg. Rows include C. Hoskins, G. Stroud, E. Johnson, S. Broadie, G. Barner, E. Brown, D. Tabron.

FIELD GOALS table with 11 columns: Player, FGM-A, Pct, 1-19, 20-29, 30-39, 40-49, 50+, Lg, Blk. Row: S. McKinney (7-12, .583).

TOTAL OFFENSE LEADERS table with 7 columns: Player, G, Plays, Rush, Pass, Total, Avg/G. Rows include S. Driskell, C. Browning, G. Rhett.

ALL PURPOSE YARDAGE LEADERS table with 11 columns: Player, G, Rush, Rec, PR, KOR, IR, Total, Avg/G. Rows include C. Jones, G. Rhett, K. Crenshaw.

TACKLE LEADERS table with 8 columns: Player, G, UA, A, Tot, TFL/Yds, Sacks/Yds, PBU. Row: -

CAUSED FUMBLES table with 1 column: -

FUMBLE RECOVERIES table with 1 column: -

1980

Overall Record: 2-9 ACC: 1-5 (7th)

Head Coach: Red Wilson

Assistant Coaches: Mickey Brown (DT), John Guy (DE), Mark Landon (LB), Oliver Phillips (NG), Carl Sanders (Asst. OL), Steve Spurrier (OC/OB), Sam Story (WR), Larry Thompson (RB), Eddie Williamson (OL), Cliff Yoshida (DC/DB)

Starting Lineup: OFFENSE: QB Ben Bennett, WR Chris Castor, WR Ron Frederick, TE John Brinkman, OT Tim Bumgarner, OT Robert Oxendine, OG Greg Bamberger, OG Brian Baldinger, C Tracy Harper, RB Greg Boone, RB Bobby Brower; DEFENSE: DE Charles Bowser, DE Larry LeNoir, DT F.A. Martin, DT Paul Heinsohn, NG Dan Yellott, LB Jimmy Tyson, LB Emmett Tilley, CB Keith Crenshaw, CB Dennis Tabron, FS Ed Brown, SS Gary Garstkiewicz; SPECIAL TEAMS: K Scott McKinney, P Ricky Brummitt

Captains: Ed Brown, Dennis Tabron | Team MVP: John Brinkman

All-ACC: John Brinkman, Dennis Tabron

All-America: John Brinkman, Dennis Tabron | Academic All-America: -

Miscellaneous Awards: ACC Rookie of the Year (Ben Bennett)

Table with 5 columns: Rank, Opponent, Result, Total Points, Total Yards. Lists 22 games with details on rushing and passing yards.

Summary table for 1st, 2nd, 3rd, 4th, and Total statistics for Duke vs Opponents.

TEAM STATISTICS

Duke Opponents comparison table for various statistics including SCORING, FIRST DOWNS, RUSHING YARDAGE, PASSING YARDAGE, TOTAL OFFENSE, KICK RETURNS, PUNT RETURNS, FUMBLES-LOST, PENALTIES, PUNTS, KICKOFFS, TIME OF POSSESSION, 3RD-DOWN, 4TH-DOWN, SACKS, TOUCHDOWNS, FIELD GOALS, and PAT-ATTEMPTS.

RUSHING

Rushing player stats table with columns: Player, G, Att, Gain, Loss, Net, Avg, TD, Lg, Avg/G. Lists players like G. Boone, M. Grayson, B. Brower, etc.

PASSING

Passing player stats table with columns: Player, G, Effic, C-A-I, Pct, Yds, TD, Lg, Avg/G. Lists players like B. Bennett, B. Clinkscale, R. Frederick, etc.

RECEIVING

Receiving player stats table with columns: Player, G, No., Yds, Avg, TD, Lg, Avg/G. Lists players like M. Brown, J. Brinkman, R. Frederick, etc.

SCORING

Scoring player stats table with columns: Player, TD, FG, Kick, Rush, Rcv, Pass, Dxp, Saf, Pts. Lists players like S. McKinney, C. Jones, C. Castor, etc.

Table of Punting statistics for M. Brown, R. Brummitt, B. Clinkscale, C. Franks, D. Tabron, G. Tillery.

PUNTING

Summary punting table with columns: Player, No., Yds, Avg, Lg, TB, FC, i20, 50+, Blk.

KICKOFF RETURNS

Kickoff returns player stats table with columns: Player, No., Yds, Avg, TD, Lg. Lists players like D. Tabron, M. Grayson, C. Jones, etc.

PUNT RETURNS

Punt returns player stats table with columns: Player, No., Yds, Avg, TD, Lg. Lists players like D. Tabron, R. Frederick, E. Brown, etc.

INTERCEPTIONS

Interceptions player stats table with columns: Player, No., Yds, Avg, TD, Lg. Lists players like D. Tabron, E. Brown, K. Crenshaw, etc.

FIELD GOALS

Field goals player stats table with columns: Player, FG-A, Pct, 1-9, 20-29, 30-39, 40-49, 50+, Lg, Blk.

TOTAL OFFENSE LEADERS

Total offense leaders table with columns: Player, G, Plays, Rush, Pass, Total, Avg/G.

ALL PURPOSE YARDAGE LEADERS

All purpose yardage leaders table with columns: Player, G, Rush, Rec, PR, KOR, IR, Total, Avg/G.

TACKLE LEADERS

Tackle leaders table with columns: Player, G, UA, A, Tot, TFL/Yds, Sacks/Yds, PBU.

CAUSED FUMBLES

-

FUMBLE RECOVERIES

-

1982

Overall Record: 6-5 ACC: 3-3 (t3rd)

Head Coach: Red Wilson

Assistant Coaches: Mickey Brown (OL), Rod Broadway (DL), Rich McGeorge (TE), Roger Slaughter (Asst. DL), Bob Matheson (OLB), Steve Spurrier (OC/OB), Sam Story (RB), Oliver Phillips (ILB), Dick Hopkins (DC/DB), Eddie Williamson (OL)

Starting Lineup: OFFENSE: QB Ben Bennett, WR Chris Castor, WR Mark Militello, TE Carl Franks, OT Tim Bumgarner, OT Robert Oxendine, OG Mark Miller, OG Tee Moorman, C Philip Ebinger, FB Greg Boone, TB Mike Grayson; DEFENSE: DE Greg Blackwell, DE Glen Barner, DT Chip Anderson, DT Chris Arendt, NG Bill Smith, LB Ralph Alderman, LB Emmett Tilley, CB Johnny Hill, CB Brick Johnstone, FS Joby Branion, SS Bill Obresmsky; SPECIAL TEAMS: K Ken Harper, P John Tolish

Captains: Robert Oxendine, Emmett Tilley | Team MVP: Chris Castor

All-ACC: Chris Castor¹, Ben Bennett¹, Philip Ebinger¹, Robert Oxendine¹, Emmett Tilley¹

All-America: Chris Castor², Robert Oxendine², Philip EbingerTM | Academic All-America: -

Miscellaneous Awards: ACC Player of the Year (Chris Castor)

Table with columns for Rank, Opponent, and Game Summary. Rows include Tennessee, South Carolina, Virginia, Navy, Virginia Tech, Clemson (-/20), Maryland, Georgia Tech, Wake Forest, N.C. State, and North Carolina.

Summary table with columns: 1st, 2nd, 3rd, 4th, Total. Rows: Duke, Opponents.

TEAM STATISTICS table with columns: Duke, Opponents. Rows include SCORING, FIRST DOWNS, RUSHING YARDAGE, PASSING YARDAGE, TOTAL OFFENSE, KICK RETURNS, PUNT RETURNS, FUMBLES-LOST, PENALTIES, PUNTS, and PAT-ATTEMPTS.

RUSHING table with columns: Player, G, Att, Gain, Loss, Net, Avg, TD, Lg, Avg/G. Rows include M. Grayson, G. Boone, J. Blunk, M. Atkinson, J. Grantham, T. Decker, C. Franks, C. Castor, P. Newman, J. El-Masry, J. Tolish, S. Bunker, R. Sally, B. Clinkscale, B. Bennett.

PASSING table with columns: Player, G, Effic, C-A-I, Pct, Yds, TD, Lg, Avg/G. Rows include B. Bennett, B. Clinkscale, R. Sally, M. Grayson, D. Walston, G. Frederick.

RECEIVING table with columns: Player, G, No., Yds, Avg, TD, Lg, Avg/G. Rows include M. Militello, C. Franks, C. Castor, M. Grayson, G. Tilley, J. Blunk, G. Frederick, M. Atkinson, J. Long, S. Russell, G. Boone, C. Herring, J. Tolish, J. Grantham, R. Reed, T. Decker, J. Poor.

SCORING table with columns: Player, TD, FG, Kick, Rush, Rcv, Pass, Dxp, Saf, Pts. Rows include C. Castor, J. Tolish, J. Blunk, M. Grayson, C. Franks, G. Boone, M. Militello, S. Russell, K. Harper, J. Long, B. Johnstone, J. Grantham, C. Herring, G. Tilley, B. Bennett.

PUNTING table with columns: Player, No., Yds, Avg, Lg, TB, FC, I20, 50+, Blk. Rows include J. Tolish.

KICKOFF RETURNS table with columns: Player, No., Yds, Avg, TD, Lg. Rows include M. Grayson, M. Atkinson, T. Decker, G. Boone, C. Franks.

PUNT RETURNS table with columns: Player, No., Yds, Avg, TD, Lg. Rows include J. Long, M. Militello, G. Tilley, C. Anderson.

INTERCEPTIONS table with columns: Player, No., Yds, Avg, TD, Lg. Rows include J. Hill, B. Johnstone, G. Tilley, J. Harelson, R. Alderman, B. Obresmsky, B. Smith.

FIELD GOALS table with columns: Player, FGM-A, Pct, 1-9, 20-29, 30-39, 40-49, 50+, Lg, Blk. Rows include J. Tolish, K. Harper.

TOTAL OFFENSE LEADERS table with columns: Player, G, Plays, Rush, Pass, Total, Avg/G. Rows include B. Bennett, M. Grayson, G. Boone.

ALL PURPOSE YARDAGE LEADERS table with columns: Player, G, Rush, Rec, PR, KOR, IR, Total, Avg/G. Rows include M. Grayson, M. Militello, G. Boone.

TACKLE LEADERS table with columns: Player, G, UA, A, Tot, TFL/Yds, Sacks/Yds, PBU. Rows include G. Tilley, R. Alderman, J. Hill, G. Blackwell, J. Branion, C. Arendt, G. Barner, B. Smith, P. Stubbs, B. Obresmsky, C. Anderson.

CAUSED FUMBLES table with columns: Player, No., Yds. Rows include J. Branion, J. Hill, A. Stewart, H. Woods.

FUMBLE RECOVERIES table with columns: Player, No., Yds. Rows include J. Foxworthy, B. Obresmsky, G. Barner, D. Deaton, T. Moorman, B. Smith, P. Stubbs, G. Tilley.

1983

Overall Record: 3-8 ACC: 3-3 (4th)

Head Coach: Steve Sloan

Assistant Coaches: Richard Bell (Asst. HC/DC), John Cropp (OC/RB), Miles Aldridge (OLB), Tommy Bowden (WR), Rod Broadway (DL), Jim Collins (DB), Richard Como (TE), Monty Crook (OL), Tommy Limbaugh (RC)

Starting Lineup: OFFENSE: QB Ben Bennett, TB Mike Grayson, FB Joel Blunk, FL Chuck Herring, SE Mark Militello, TE Scott Russell, ST Paul Burke, SG Mark Miller, C Philip Ebinger, OG Mike Higginbotham, OT Ted Million; DEFENSE: DE Mark Heninger, DT Brian Walter, NG Bill Smith, DT Jerome Ley, DE Chip Anderson, LB Ralph Anderson, LB Pete Stubbs, CB Mark Moseley, CB Johnny Hill, FS Joby Branion, SS Darryl Brunson;

SPECIAL TEAMS: K Ken Harper, P John Tolish

Captains: Phil Ebinger, Ben Bennett, Mike Grayson & Bill Smith | Team MVP: Mike Grayson

All-ACC: Mike Grayson¹, Ben Bennett¹, Phil Ebinger¹, Mark Militello¹, Scott Russell¹

All-America: Ben Bennett³, Phil Ebinger³ | Academic All-America: --

Miscellaneous Awards: ACC Player of the Year (Ben Bennett)

Summary table of game results including opponent, score, and key statistics.

Summary table of game statistics including 1st, 2nd, 3rd, 4th quarters and Total.

TEAM STATISTICS table with columns for Duke and Opponents.

RUSHING YARDAGE table with columns for Yards gained, lost, and other metrics.

PASSING YARDAGE table with columns for Comp-Att-Int, Average Per Pass, etc.

TOTAL OFFENSE table with columns for Total Plays, Average Per Play, etc.

KICK RETURNS, PUNT RETURNS, INT RETURNS table with columns for # of returns and Yards.

PUNT RETURN AVERAGE, INT RETURN AVERAGE table with columns for Average Per Game.

FUMBLES-LOST, PENALTIES-Yards table with columns for Yards and Average Per Game.

PUNTS-Yards, Average Per Punt table with columns for Yards and Average Per Punt.

KICKOFFS-Yards, Average Per Kick table with columns for Yards and Average Per Kick.

TIME OF POSSESSION/Game, 3RD-DOWN Conversions table with columns for Conversions and Pct.

4TH-DOWN Conversions, SACKS BY table with columns for Conversions and Pct.

TOUCHDOWNS SCORED, FIELD GOALS-ATTEMPTS table with columns for Scored and Attempts.

ON-SIDE KICKS, RED-ZONE SCORES table with columns for Scored and Touchdowns.

RUSHING

RUSHING table with columns for Player, G, Att, Gain, Loss, Net, Avg, TD, Lg, Avg/G.

PASSING

PASSING table with columns for Player, G, Effic, C-A-I, Pct, Yds, TD, Lg, Avg/G.

RECEIVING

RECEIVING table with columns for Player, G, No., Yds, Avg, TD, Lg, Avg/G.

SCORING

SCORING table with columns for Player, TD, FG, Kick, Rush, Rcv, Pass, Dxp, Saf, Pts.

PUNTING

PUNTING table with columns for Player, No., Yds, Avg, Lg, TB, FC, i20, 50+, Blk.

KICKOFF RETURNS

KICKOFF RETURNS table with columns for Player, No., Yds, Avg, TD, Lg.

PUNT RETURNS

PUNT RETURNS table with columns for Player, No., Yds, Avg, TD, Lg.

INTERCEPTIONS

INTERCEPTIONS table with columns for Player, No., Yds, Avg, TD, Lg.

FIELD GOALS

FIELD GOALS table with columns for Player, FGM-A, Pct, 1-19, 20-29, 30-39, 40-49, 50+, Lg, Blk.

TOTAL OFFENSE LEADERS

TOTAL OFFENSE LEADERS table with columns for Player, G, Plays, Rush, Pass, Total, Avg/G.

ALL PURPOSE YARDAGE LEADERS

ALL PURPOSE YARDAGE LEADERS table with columns for Player, G, Rush, Rec, PR, KOR, IR, Total, Avg/G.

TACKLE LEADERS

TACKLE LEADERS table with columns for Player, G, UA, A, Tot, TFL/Yds, Sacks/Yds, PBU.

CAUSED FUMBLES

N. Buoniconti 1, J. Hill 1

FUMBLE RECOVERIES

R. Alderman 2, G. Barner 1, D. Brunson 2, N. Buoniconti 1, B. Smith 1

1991

Overall Record: 4-6-1 ACC: 1-6-0 (T-7th)

Head Coach: Barry Wilson

Assistant Coaches: Eddie Wilson (OC/OB), Dale Strahm (DC/ILB), Fred Chatham (RC/TE), Scott Anderson (RB), Rod Broadway (DL), Marvin Brown (WR), Dan Hammerschmidt (DB), Ted Million (OL), Ted Roof (OLB)

Starting Lineup: OFFENSE: QB Dave Brown, RB Leroy Gallman, WR Walter Jones, WR Stanley Dorsey, TE Aaron Shaw, FB Chris Brown, LT Brandon Moore, LG Pete Petroff, C Stuart Albright, RG Steve Alderfer, RT Matt Williams; DEFENSE: DE Duane Marks, DT Preston Anderson, DT Gregg McConnell, RT Warren Scoville, LB Darrell Spells, LB Brad Sherrord, LB Mark Allen, CB Wyatt Smith, SS Derrick Jackson, FS Erwin Sampson, CB Quinton McCracken; SPECIAL TEAMS: K Randy Gardner, P Tim Davis

Captains: Erwin Sampson & Pete Petroff | Team MVP: Dave Brown

All-ACC: -

All-America: - | Academic All-America: -

Miscellaneous Awards: -

Table with columns: Rank, Opponent, Score, Points, Yards, and Key Stats. Rows include South Carolina, Rutgers, Colgate, Virginia, Vanderbilt, Maryland, Georgia Tech, Wake Forest, N.C. State, North Carolina, and +Clemson.

N* Tokyo, Japan
+ Coca Cola Bowl

Summary table with columns: 1st, 2nd, 3rd, 4th, Total. Rows for Duke and Opponents.

TEAM STATISTICS

Team statistics table with columns: Duke, Opponents. Categories include SCORING, FIRST DOWNS, RUSHING YARDAGE, PASSING YARDAGE, KICK RETURNS, PUNT RETURNS, FUMBLES-LOST, PENALTIES, PUNTS, KICKOFFS, ON-SIDE KICKS, RED-ZONE SCORES, RED-ZONE TOUCHDOWNS, PAT-ATTEMPTS.

RUSHING

Rushing statistics table with columns: Player, G, Att, Gain, Loss, Net, Avg, TD, Lg, Avg/G. Rows include C. Brown, L. Gallman, R. Wright, R. Cuthbert, D. Brown, T. Redmon, R. Baldwin, T. Rhoads, K. Ewell, S. Prince, W. Jones, S. Dorsey, and TEAM.

PASSING

Passing statistics table with columns: Player, G, Effic, C-A-I, Pct, Yds, TD, Lg, Avg/G. Rows include D. Brown, S. Prince, and R. Gardner.

RECEIVING

Receiving statistics table with columns: Player, G, No., Yds, Avg, TD, Lg, Avg/G. Rows include C. Brown, W. Jones, A. Shaw, J. Farquhar, M. Mays, B. Breedlove, S. Dorsey, R. Wright, K. Ewell, L. Gallman, R. Cuthbert, J. Ellis, T. Redmon, M. Dyer, R. Baldwin, and D. Clark.

SCORING

Scoring statistics table with columns: Player, TD, FG, Kick, Rush, Rcv, Pass, Dxp, Saf, Pts. Rows include R. Gardner, W. Jones, D. Brown, B. Breedlove, C. Brown, S. Dorsey, M. Mays, A. Shaw, R. Wright, J. Farquhar, D. Jackson, L. Gallman, and W. Smith.

PUNTING

Punting statistics table with columns: Player, No., Yds, Avg, Lg, TB, FC, i20, 50+, Blk. Rows include T. Davis, R. Gardner, D. Brown, and TEAM.

KICKOFF RETURNS

Kickoff returns statistics table with columns: Player, No., Yds, Avg, TD, Lg. Rows include B. Breedlove, Q. McCracken, G. Gray, K. Gill, L. Gallman, K. DuBose, and J. Ellis.

PUNT RETURNS

Punt returns statistics table with columns: Player, No., Yds, Avg, TD, Lg. Rows include B. Breedlove and W. Jones.

INTERCEPTIONS

Interceptions statistics table with columns: Player, No., Yds, Avg, TD, Lg. Rows include W. Smith, D. Jackson, K. DuBose, Q. McCracken, M. Allen, B. Sherrord, S. Berdan, and E. Sampson.

FIELD GOALS

Field goals statistics table with columns: Player, FGM-A, Pct, 1-19, 20-29, 30-39, 40-49, 50+, Lg, Blk. Row includes R. Gardner.

TOTAL OFFENSE LEADERS

Total offense leaders table with columns: Player, G, Plays, Rush, Pass, Total, Avg/G. Rows include D. Brown, C. Brown, and L. Gallman.

ALL PURPOSE YARDAGE LEADERS

All purpose yardage leaders table with columns: Player, G, Rush, Rec, PR, KOR, IR, Total, Avg/G. Rows include B. Breedlove, W. Jones, and L. Gallman.

TACKLE LEADERS

Tackle leaders table with columns: Player, G, UA, A, Tot, TFL/Yds, Sacks/Yds, PBU. Rows include D. Spells, M. Allen, D. Jackson, E. Sampson, B. Sherrord, S. Berdan, W. Smith, P. Anderson, K. DuBose, D. Waffle, G. Smith, D. Marks, K. Ligos, Q. McCracken, and G. McConnell.

CAUSED FUMBLES

-

FUMBLE RECOVERIES

W. Scoville 6, M. Allen 2, K. DuBose 2, D. Jackson 2, P. Anderson 1, D. Hawkins 1, K. Ligos 1, D. Marks 1, E. Sampson 1, D. Spells 1, D. Waffle 1

1997

Overall Record: 2-9 ACC: 0-8 (9th)

Head Coach: Fred Goldsmith

Assistant Coaches: Larry Beckish (OC/OB), Bob Trott (DC/DB), Scott Brown (DL), Fred Chatham (RB/RC), Joe D'Alessandri (OL), Joe DeForest (OLB/ST), Joe DeLamielleure (TE), Ken Matous (WR), Brad Sherrod (ILB)

Starting Lineup: OFFENSE: QB Bobby Campbell, WR Scottie Montgomery, WR Corey Thomas, RB Letavious Wilks, FB Dawud Rasheed, TE Jeff Hodrick, LT Patrick Mannelly, LG Lennie Friedman, C John Gordon, RG Chad Melita, RT Austin Smithwick; DEFENSE: DT Chris Combs, NG Eric Scanlan, DT Chris Ruzic, OLB Kendral Knight, ILB Chike Egbuniwe, ILB Ryan Stallmeyer, OLB Kevin Lewis, SS Darius Clark, FS Eric Jones, CB Lamar Grant, CB Tawambi Settles; SPECIAL TEAMS: K Sims Lenhardt, P Brian Morton, LS Patrick Mannelly

Captains: Jeff Hodrick & Chike Egbuniwe | Team MVP: Chike Egbuniwe

All-ACC: Sims Lenhardt, Chris Melia, Chris Combs, Scottie Montgomery

All-America: - | Academic All-America: -

Miscellaneous Awards: -

Table with columns for rank, opponent, result, score, and game notes. Includes games against N.C. State, Northwestern, Army West Point, Navy, Maryland, Florida State, Virginia, Wake Forest, Clemson, Georgia Tech, and North Carolina.

Summary table for game statistics: 1st, 2nd, 3rd, 4th, OT, Total points for Duke and Opponents.

TEAM STATISTICS

Comprehensive team statistics table for Duke and Opponents, including scoring, first downs, rushing yardage, passing yardage, total offense, kick returns, punt returns, fumbles, penalties, punts, kickoffs, 3rd and 4th down conversions, sacks, touchdowns, field goals, and PAT attempts.

RUSHING

Individual rushing statistics table with columns: Player, G, Att, Gain, Loss, Net, Avg, TD, Lg, Avg/G.

PASSING

Individual passing statistics table with columns: Player, G, Effic, C-A-I, Pct, Yds, TD, Lg, Avg/G.

RECEIVING

Individual receiving statistics table with columns: Player, G, No., Yds, Avg, TD, Lg, Avg/G.

SCORING

Individual scoring statistics table with columns: Player, TD, FG, Kick, Rush, Rcv, Pass, Dxp, Saf, Pts.

PUNTING

Individual punting statistics table with columns: Player, No., Yds, Avg, Lg, TB, FC, i20, 50+, Blk.

KICKOFF RETURNS

Individual kickoff return statistics table with columns: Player, No., Yds, Avg, TD, Lg.

PUNT RETURNS

Individual punt return statistics table with columns: Player, No., Yds, Avg, TD, Lg.

INTERCEPTIONS

Individual interception statistics table with columns: Player, No., Yds, Avg, TD, Lg.

FIELD GOALS

Field goal statistics table with columns: Player, FGM-A, Pct, 10-29, 30-39, 40-49, 50+, Lg.

TOTAL OFFENSE LEADERS

Total offense leaders table with columns: Player, G, Plays, Rush, Pass, Total, Avg/G.

ALL PURPOSE YARDAGE LEADERS

All purpose yardage leaders table with columns: Player, G, Rush, Rec, PR, KOR, IR, Total, Avg/G.

TACKLE LEADERS

Tackle leaders table with columns: Player, G, UA, A, Tot, TFL/Yds, Sacks/Yds, PBU.

CAUSED FUMBLES

Text listing players who caused fumbles: K. Lewis, D. Clark, C. Combs, C. Egbuniwe, L. Grant, B. Krenzle, L. Roush, C. Ruzic, E. Scanlan, R. Stallmeyer.

FUMBLE RECOVERIES

Text listing players who recovered fumbles: D. Clark, C. Combs, C. Egbuniwe, L. Grant, E. Jones, B. Krenzle, S. Lenhardt, K. Lewis, A. Moyer, T. Settles, R. Stallmeyer.

1998

Overall Record: 4-7 ACC: 2-6 (16th)

Head Coach: Fred Goldsmith

Assistant Coaches: Les Koenning (OC/OB), Bob Trott (DC/DB), Scott Brown (DL), Fred Chatham (RB/RC), Joe D'Alessandri (OL), Joe DeForest (OLB/ST), Joe DeLamielleure (TE), Ken Matous (WR), Brad Sherrod (ILB)

Starting Lineup: OFFENSE: QB Spencer Romine, TB B.J. Hill, TE Terrence Dupree, WR Richmond Flowers, WR Scottie Montgomery, FB Dawud Rasheed, LT Wes White, LG Lennie Friedman, C Troy Andrew, RG Shawn Lynch, RT Austin Smithwick; DEFENSE: DT Chris Combs, NG Eric Scanlan, DT Gannon Shepherd, OLB Brian McCormack, ILB Ryan Stallmeyer, ILB Todd DeLamielleure, OLB Kevin Lewis, SS Darius Clark, FS Eric Jones, CB Lamar Grant, CB Alonzo Moyer; SPECIAL TEAMS: K Sims Lenhardt, P Brian Morton, LS Dan Umbel

Captains: Lennie Friedman, Dawud Rasheed & Eric Scanlan | Team MVP: Scottie Montgomery

All-ACC: Chris Combs¹, Sims Lenhardt²

All-America: - | Academic All-America: -

Miscellaneous Awards: -

Table with 11 columns: Rank, Opponent, Home/Away, Score, Points, Rushing Yards, Passing Yards, Total Yards, Total TDs, and Notes. Rows include Western Carolina, Northwestern, Florida State, Virginia, Georgia Tech, Wake Forest, N.C. State, Clemson, Vanderbilt, Maryland, and North Carolina.

Summary table for 1st, 2nd, 3rd, 4th, OT, and Total points for Duke and Opponents.

TEAM STATISTICS Duke Opponents

SCORING: Duke 229, Opponents 313. Points Per Game: Duke 20.8, Opponents 28.5.

FIRST DOWNS: Duke 199, Opponents 184. Rushing: Duke 91, Opponents 81. Passing: Duke 96, Opponents 89. Penalty: Duke 12, Opponents 14.

RUSHING YARDAGE Duke 1,615 Opponents 1,716

Yards gained rushing: Duke 1,942, Opponents 2,078. Yards lost rushing: Duke 327, Opponents 362. Rushing Attempts: Duke 482, Opponents 404. Average Per Rush: Duke 3.3, Opponents 4.2. Average Per Game: Duke 146.8, Opponents 156.0. TDs Rushing: Duke 15, Opponents 20.

PASSING YARDAGE Duke 2,119 Opponents 2,116

Comp-Att-Int: Duke 177-365-14, Opponents 163-329-8. Average Per Pass: Duke 5.8, Opponents 6.4. Average Per Catch: Duke 12.0, Opponents 6.4. Average Per Game: Duke 192.6, Opponents 192.4. TDs Passing: Duke 9, Opponents 17.

TOTAL OFFENSE Duke 3,728 Opponents 3,382

Total Plays: Duke 847, Opponents 661. Average Per Play: Duke 4.4, Opponents 5.1. Average Per Game: Duke 338.9, Opponents 307.5.

KICK RETURNS: #-Yards Duke 42-899, Opponents 42-830

PUNT RETURNS: #-Yards Duke 21-168, Opponents 33-420

INT RETURNS: #-Yards Duke 8-66, Opponents 14-161

KICK RETURN AVERAGE Duke 21.4, Opponents 19.8

PUNT RETURN AVERAGE Duke 8.0, Opponents 12.7

INT RETURN AVERAGE Duke 8.3, Opponents 11.5

FUMBLES-LOST Duke 28-12, Opponents 26-8

PENALTIES-Yards Duke 80-738, Opponents 72-673

Average Per Game Duke 67.1, Opponents 61.2

PUNTS-Yards Duke 74-2952, Opponents 72-2802

Average Per Punt Duke 39.9, Opponents 38.9

Net punt average Duke --, Opponents --

KICKOFFS-Yards Duke --, Opponents --

Average Per Kick Duke --, Opponents --

Net kick average Duke --, Opponents --

TIME OF POSSESSION/Game Duke 31:37, Opponents 28:23

3RD-DOWN Conversions Duke 61/190, Opponents 48/163

3rd-Down Pct Duke 32%, Opponents 29%

4TH-DOWN Conversions Duke 11/21, Opponents 6/13

4th-Down Pct Duke 52%, Opponents 46%

SACKS BY-Yards Duke 24-155, Opponents 27-203

TOUCHDOWNS SCORED Duke 25, Opponents 40

FIELD GOALS-ATTEMPTS Duke 20-27, Opponents 14-20

ON-SIDE KICKS Duke --, Opponents --

RED-ZONE SCORES Duke --, Opponents --

RED-ZONE TOUCHDOWNS Duke --, Opponents --

PAT-ATTEMPTS Duke (23-23) 100%, Opponents (37-38) 97%

RUSHING

Player Rushing stats: G, Att, Gain, Loss, Net, Avg, TD, Lg, Avg/G. Includes players like B.J. Hill, L. Wilks, D. Epperson, S. Montgomery, B. Campbell, S. Romine, M. Verille, D. Rasheed, E. Jones, R. Flowers, F. Harris, K. Thompson.

PASSING

Player Passing stats: G, Effic, C-A-I, Pct, Yds, TD, Lg, Avg/G. Includes players like B. Campbell, S. Romine, K. Thompson, B. Morton, N. Hartofilis.

RECEIVING

Player Receiving stats: G, No., Yds, Avg, TD, Lg, Avg/G. Includes players like S. Montgomery, R. Flowers, M. Hart, B.J. Hill, T. Dupree, D. Epperson, L. Wilks, K. Moore, T. Liferidge, M. Verille, T. Brady, B. Ament, D. Rasheed, K. Shanahan.

SCORING

Player Scoring stats: TD, FG, Kick, Rush, Rcv, Pass, Dxp, Saf, Pts. Includes players like S. Lenhardt, L. Wilks, R. Flowers, S. Montgomery, M. Mapes, B. Campbell, D. Epperson, M. Hart, B.J. Hill, S. Romine, T. Dupree.

PUNTING

Player Punting stats: No., Yds, Avg, Lg, TB, FC, i20, 50+, Blk. Includes players like B. Morton, TEAM.

KICKOFF RETURNS

Player Kickoff Return stats: No., Yds, Avg, TD, Lg. Includes players like R. Flowers, S. Montgomery, D. Epperson, B.J. Hill, R. Hamilton.

PUNT RETURNS

Player Punt Return stats: No., Yds, Avg, TD, Lg. Includes players like R. Hamilton, R. Owens, L. Roush, D. Epperson, A. Moyer.

INTERCEPTIONS

Player Interception stats: No., Yds, Avg, TD, Lg. Includes players like K. Holley, D. Clark, E. Jones, L. Grant, R. Hamilton.

FIELD GOALS

Player Field Goal stats: FGM-A, Pct, 10-29, 30-39, 40-49, 50+, Lg. Includes players like S. Lenhardt, M. Mapes.

TOTAL OFFENSE LEADERS

Player Total Offense stats: G, Plays, Rush, Pass, Total, Avg/G. Includes players like B. Campbell, S. Romine, B.J. Hill.

ALL PURPOSE YARDAGE LEADERS

Player All Purpose stats: G, Rush, Rec, PR, KOR, IR, Total, Avg/G. Includes players like S. Montgomery, R. Flowers, B.J. Hill.

TACKLE LEADERS

Player Tackle stats: G, UA, A, Tot, TFL/Yds, Sacks/Yds, PBU. Includes players like R. Stallmeyer, D. Clark, K. Lewis, T. DeLamielleure, K. Holley, C. Combs, L. Burdine, L. Grant, K. Knight, R. Hamilton, B. McCormack, M. Steinbaugh, A. Moyer, G. Shepherd, E. Jones, N. Krill, E. Scanlan, L. Roush, C. Norkus, R. Jenkins, L. Johnson.

CAUSED FUMBLES

D. Clark 2, C. Combs 2, K. Holley 2, T. DeLamielleure 1, K. Knight 1, N. Krill 1, K. Lewis 1, D. Rasheed 1, R. Stallmeyer 1

FUMBLE RECOVERIES

D. Clark 2, C. Combs 1, E. Jones 1, K. Knight 1, K. Lewis 1, D. Rasheed 1, E. Scanlan 1

2001

Overall Record: 0-11 ACC: 0-8 (9th)

Head Coach: Carl Franks

Assistant Coaches: Bob Trott (DC/DB), Scott Brown (DL), Fred Chatham (RB/RC), Louis Clyburn (TE), Denny Creehan (LB/ST), Joe D'Alessandris (OL), Aubrey Hill (WR), Jim Pry (QB), Brad Sherrod (LB)

Starting Lineup: OFFENSE: QB D. Bryant, TB Chris Douglas, TE Mike Hart, WR Ben Erdeljac, WR Kyle Moore, WR Khary Sharpe, LT Drew Strojny, LG Daryl Lewis, C Shawn Lynch, RG Rusty Wilson, RT Christian Mitchell; DEFENSE: DE Tyran Grissom, NG Matt Zielinski, DE Charles Porter, OLB Nate Krill, ILB Jamyon Small, ILB Jim Scharrer, OLB Ryan Fowler, CB Ronnie Hamilton, FS Josh Kreider, SS Anthony Roberts, CB Terrell Smith; SPECIAL TEAMS: K Brent Garber, P Trey McDonald, LS Seth Carter

Captains: Ben Erdeljac, Ronnie Hamilton, Mike Hart & Nate Krill | Team MVP: Mike Hart

All-ACC: Chris Douglas, Ronnie Hamilton, Mike Hart

All-America: Mike Hart | Academic All-America: -

Freshman All-America: Jim Scharrer

Miscellaneous Awards: -

Table with columns for game number, opponent, venue, and key game events.

*Duke-Clemson game was originally scheduled for September 15, but shifted to December 1 following series of terrorist attacks on the United States on September 11

Summary table with columns: 1st, 2nd, 3rd, 4th, OT, Total. Rows: Duke, Opponents.

TEAM STATISTICS

Main statistics table with columns: Duke, Opponents. Sections: SCORING, FIRST DOWNS, RUSHING YARDAGE, PASSING YARDAGE, TOTAL OFFENSE, KICK RETURNS, PUNT RETURNS, INT RETURNS, FUMBLES-LOST, PENALTIES, PUNTS, KICKOFFS, 3RD-DOWN, 4TH-DOWN, SACKS BY-YARDS, TOUCHDOWNS SCORED, FIELD GOALS-ATTEMPTS, ON-SIDE KICKS, RED-ZONE SCORES, RED-ZONE TOUCHDOWNS, PAT-ATTEMPTS.

RUSHING

Rushing player statistics table with columns: Player, G, Att, Gain, Loss, Net, Avg, TD, Lg, Avg/G.

PASSING

Passing player statistics table with columns: Player, G, Effic, C-A-I, Pct, Yds, TD, Lg, Avg/G.

RECEIVING

Receiving player statistics table with columns: Player, G, No., Yds, Avg, TD, Lg, Avg/G.

SCORING

Scoring player statistics table with columns: Player, TD, FG, Kick, Rush, Rcv, Pass, Dxp, Saf, Pts.

PUNTING

Punting player statistics table with columns: Player, No., Yds, Avg, Lg, TB, FC, i20, 50+, Blk.

KICKOFF RETURNS

Kickoff returns player statistics table with columns: Player, No., Yds, Avg, TD, Lg.

PUNT RETURNS

Punt returns player statistics table with columns: Player, No., Yds, Avg, TD, Lg.

INTERCEPTIONS

Interceptions player statistics table with columns: Player, No., Yds, Avg, TD, Lg.

FIELD GOALS

Field goals player statistics table with columns: Player, FGM-A, Pct, 1-19, 20-29, 30-39, 40-49, 50+, Lg, Blk.

TOTAL OFFENSE LEADERS

Total offense leaders table with columns: Player, G, Plays, Rush, Pass, Total, Avg/G.

ALL PURPOSE YARDAGE LEADERS

All purpose yardage leaders table with columns: Player, G, Rush, Rec, PR, KOR, IR, Total, Avg/G.

TACKLE LEADERS

Tackle leaders table with columns: Player, G, UA, A, Tot, TFL/Yds, Sacks/Yds, PBU.

CAUSED FUMBLES

R. Fowler 3, T. Smith 2, M. Zielinski 2, R. Hamilton 1, S. Johnson 1, R. Roberts 1, J. Small 1

FUMBLE RECOVERIES

N. Krill 2, C. Porter 2, J. Small 2, A. Green 1, S. Johnson 1, M. Zielinski 1

2004

Overall Record: 2-9 ACC: 1-7 (11th)

Head Coach: Ted Roof

Assistant Coaches: David Kelly (Assoc. HC/WR), Glenn Spencer (Asst. HC/DB/RC), Marty Galbraith (OC/TE), Jerry Azzinaro (Co-DC), Scott Brown (Co-DC/DL), Fred Chatham (RB/ST), Tom Knotts (QB), Brad Sherrod (LB), Don Yanowsky (OL)

Starting Lineup: OFFENSE: QB Mike Schneider, TB Cedric Dargan, TE Andy Roland, TE Ben Patrick, WR Ronnie Elliott, WR Corey Thompson, LT Jim Moravchik, LG Chris Best, C Dan Mooney, RG Tyler Krieg, RT Christian Mitchell; DEFENSE: DE Eli Nichols, DT Orrin Thompson, DT Casey Camero, DE Justin Kitchen, LB Brendan Dewan, LB Giuseppe Aguanno, LB Malcolm Ruff, CB John Talley, S Alex Green, S Brian Greene, CB Kenneth Stanford; SPECIAL TEAMS: K Matt Brooks, P Trey McDonald, LS Seth Carter

Captains: Giuseppe Aguanno, Phillip Alexander, Chris Dapolito & Kenneth Stanford | Team MVP: Giuseppe Aguanno

All-ACC: John Talley

All-America: - | Academic All-America: -

Freshman All-America: Chris Davis

Miscellaneous Awards: -

Table with columns: S, Opponent, Result, Score, Points For, Points Against, Game Summary. Lists games against Navy, Connecticut, Virginia Tech, Maryland, The Citadel, Georgia Tech, Virginia, Wake Forest, Florida State, Clemson, and North Carolina.

Table with columns: 1st, 2nd, 3rd, 4th, OT, Total. Compares Duke's performance with opponents across four quarters and overtime.

TEAM STATISTICS Duke Opponents

Comprehensive team statistics table including SCORING, FIRST DOWNS, RUSHING YARDAGE, PASSING YARDAGE, TOTAL OFFENSE, KICK RETURNS, PUNT RETURNS, FUMBLES-LOST, PENALTIES, PUNTS, KICKOFFS, TIME OF POSSESSION, 3RD-DOWN Conversions, 4TH-DOWN Conversions, SACKS BY-Yards, TOUCHDOWNS SCORED, FIELD GOALS-ATTEMPTS, ON-SIDE KICKS, RED-ZONE SCORES, RED-ZONE TOUCHDOWNS, and PAT-ATTEMPTS.

RUSHING

Rushing statistics table with columns: Player, G, Att, Gain, Loss, Net, Avg, TD, Lg, Avg/G. Lists players like C. Dargan, J. Boyle, A. Fryer, R. Drummer, D. Adams, I. Ball, C. Dukes, C. Dapolito, J. Wright, R. Elliott, C. Young, A. Roland, S. Landrum, and M. Schneider.

PASSING

Passing statistics table with columns: Player, G, Effic, C-A-I, Pct, Yds, TD, Lg, Avg/G. Lists players like M. Schneider, C. Dapolito, C. Dukes, T. McDonald, D. Adams, and C. Dargan.

RECEIVING

Receiving statistics table with columns: Player, G, No., Yds, Avg, TD, Lg, Avg/G. Lists players like B. Patrick, R. Elliott, A. Roland, J. Wright, C. Thompson, D. McCormick, R. Drummer, C. Dargan, S. Landrum, T. Ball, M. Wigal, C. Dukes, J. Boyle, C. Young, A. Fryer, C. Powell, M. Schneider, M. Rumsey, and D. Adams.

SCORING

Scoring statistics table with columns: Player, TD, FG, Kick, Rush, Rcv, Pass, Dxp, Saf, Pts. Lists players like M. Brooks, A. Roland, M. Schneider, C. Powell, J. Talley, D. Adams, J. Boyle, C. Dapolito, C. Dargan, C. Davis, R. Drummer, R. Elliott, B. Patrick, C. Thompson, and J. Wright.

PUNTING

Punting statistics table with columns: Player, No., Yds, Avg, Lg, TB, FC, i20, 50+, Blk. Lists players T. McDonald, M. Brooks, and TEAM.

KICKOFF RETURNS

Kickoff returns statistics table with columns: Player, No., Yds, Avg, TD, Lg. Lists players C. Davis, R. Drummer, S. Landrum, C. Young, R. Elliott, and A. Roland.

PUNT RETURNS

Punt returns statistics table with columns: Player, No., Yds, Avg, TD, Lg. Lists players C. Davis, M. Wigal, D. Charbonnet, J. Pastore, and C. Dapolito.

INTERCEPTIONS

Interceptions statistics table with columns: Player, No., Yds, Avg, TD, Lg. Lists players J. Talley, C.J. Woodard, K. Stanford, C. Lowe, C. Davis, J. Kitchen, D. McCormick, E. Nichols, B. Dewan, and A. Green.

FIELD GOALS

Field goals statistics table with columns: Player, FG-M, Pct, 1-19, 20-29, 30-39, 40-49, 50+, Lg, Blk. Lists player M. Brooks.

TOTAL OFFENSE LEADERS

Total offense leaders table with columns: Player, G, Plays, Rush, Pass, Total, Avg/G. Lists players M. Schneider, C. Dargan, and J. Boyle.

ALL PURPOSE YARDAGE LEADERS

All purpose yardage leaders table with columns: Player, G, Rush, Rec, PR, KOR, IR, Total, Avg/G. Lists players C. Davis, C. Dargan, and R. Drummer.

TACKLE LEADERS

Tackle leaders table with columns: Player, G, UA, A, Tot, TFL/Yds, Sacks/Yds, PBU. Lists players G. Aguanno, A. Green, B. Dewan, J. Talley, and M. Ruff.

CAUSED FUMBLES

C. Camero 2, A. Green 2, P. Alexander 1, M. Ruff 1

FUMBLE RECOVERIES

G. Aguanno 2, P. Alexander 1, B. Dewan 1, C. Camero 1, D. Charbonnet 1, R. Drummer 1, A. Green 1, B. Greene 1, C. Lowe 1

2007

Overall Record: 1-11 ACC: 0-8 (6th/Coastal)

Head Coach: Ted Roof

Assistant Coaches: Glenn Spencer (Asst. HC/LB/RC), Peter Vaas (OC/OB), Scott Brown (DL), John Gutekunst (DB), Larry Kerr (OLB), Scottie Montgomery (WR), Danny Pearman (TE/ST), Brad Sherrod (RB), John Strollo (OL)

Starting Lineup: OFFENSE: QB Thaddeus Lewis, RB Re'quan Boyette, RB Clifford Harris, TE Nick Stefanow, WR Eron Riley, WR Jomar Wright, LT Cameron Goldberg, LG Zach Maurides, C Matt Rumsey, RG Rob Schirrmann, RT Fred Roland; DEFENSE: RUE Greg Akinbiyi, NG Ayanga Okpokowuruk, DT Vince Oghobaase, DE Wesley Oglesby, WLB Vincent Rey, MLB Michael Tauiliili, SLB Marcus Jones, CB Leon Wright, FS Chris Davis, SS Adrian Aye-Darko, CB Glenn Williams; SPECIAL TEAMS: K Nick Maggio, P Kevin Jones, LS Casey Hales

Captains: Patrick Bailey, Chris Davis, Matt Rumsey & Jomar Wright | Team MVP: Eron Riley

All-ACC: Eron Riley²

All-America: - | Academic All-America: -

Freshman All-America: Kevin JonesSM

Miscellaneous Awards: -

Season summary table with columns: S, Opponent, H/A, Score, and Game Highlights (e.g., UCONN QB Lorenzen 22-30, 298 yards & 2 TDs; Duke 169, UCONN 487).

Summary table for Duke vs Opponents with columns: 1st, 2nd, 3rd, 4th, OT, Total (Duke: 84, Opponents: 85).

TEAM STATISTICS

Comprehensive team statistics table comparing Duke and Opponents across categories like SCORING, FIRST DOWNS, RUSHING YARDAGE, PASSING YARDAGE, TOTAL OFFENSE, KICK RETURNS, PUNT RETURNS, FUMBLES-LOST, PENALTIES, PUNTS, KICKOFFS, 3RD-DOWN, 4TH-DOWN, SACKS, TOUCHDOWNS, FIELD GOALS, ON-SIDE KICKS, RED-ZONE SCORES, RED-ZONE TOUCHDOWNS, PAT-ATTEMPTS.

RUSHING

Rushing player statistics table with columns: Player, G, Att, Gain, Loss, Net, Avg, TD, Lg, Avg/G.

PASSING

Passing player statistics table with columns: Player, G, Effic, C-A-I, Pct, Yds, TD, Lg, Avg/G.

RECEIVING

Receiving player statistics table with columns: Player, G, No., Yds, Avg, TD, Lg, Avg/G.

SCORING

Scoring player statistics table with columns: Player, TD, FG, Kick, Rush, Rcv, Pass, Dxp, Saf, Pts.

PUNTING

Punting player statistics table with columns: Player, No., Yds, Avg, Lg, TB, FC, i20, 50+, Blk.

KICKOFF RETURNS

Kickoff returns player statistics table with columns: Player, No., Yds, Avg, TD, Lg.

PUNT RETURNS

Punt returns player statistics table with columns: Player, No., Yds, Avg, TD, Lg.

INTERCEPTIONS

Interceptions player statistics table with columns: Player, No., Yds, Avg, TD, Lg.

FIELD GOALS

Field goals player statistics table with columns: Player, FGM-A, Pct, 1-9, 20-29, 30-39, 40-49, 50+, Lg, Blk.

TOTAL OFFENSE LEADERS

Total offense leaders table with columns: Player, G, Plays, Rush, Pass, Total, Avg/G.

ALL PURPOSE YARDAGE LEADERS

All purpose yardage leaders table with columns: Player, G, Rush, Rec, PR, KOR, IR, Total, Avg/G.

TACKLE LEADERS

Tackle leaders table with columns: Player, G, UA, A, Tot, TFL/Yds, Sacks/Yds, PBU.

CAUSED FUMBLES

C. Davis 3, V. Rey 3, G. Akinbiyi 1, P. Bailey 1, A. Banks 1, W. Oglesby 1, M. Tauiliili 1

FUMBLE RECOVERIES

A. Banks 1, C. Davis 1, M. Jones 1, W. Oglesby 1, V. Rey 1, M. Tauiliili 1, L. Wright 1

2015

Overall Record: 8-5 ACC: 4-4 (t3rd/Coastal)

New Era Pinstripe Bowl

Head Coach: David Cutcliffe

Assistant Coaches: Scottie Montgomery (Assoc. HC/OC/OB), John Latina (Asst. HC/OL), Jim Knowles (DC/LB), Jim Collins (Asst. OC/OB/DE), Zac Roper (ST/TE), Re'quan Boyette (RB), Derek Jones (CB), Matt Guerrieri (S), Jeff Faris (WR)

Starting Lineup: QB Thomas Sirk, RB Shaquille Powell, TE David Reeves, WR Max McCaffrey, WR Anthony Nash, WR T.J. Rahming, LT Gabe Brandner, LG Lucas Patrick, C Matt Skura, RG Tanner Stone, RT Casey Blaser; DEFENSE: DE Ky. Brown, DT A.J. Wolf, DT Carlos Wray, DE Deion Williams, MLB Tinashe Bere, WLB Dwayne Norman, CB Breon Borders, CB Alonzo Saxton II, S Jeremy Cash, S Deondre Singleton, S DeVon Edwards; SPECIAL TEAMS: K Ross Martin, P Will Monday, LS Thomas Hennessy

Captains: Jeremy Cash & Matt Skura | Team MVP: Jeremy Cash

All-ACC: Casey Blaser^{HM}, Jeremy Cash¹, DeVon Edwards^{VRS & HM/5}, Ross Martin², Will Monday³, Dwayne Norman², Lucas Patrick^{HM}, Matt Skura¹

All-America: Jeremy Cash¹, DeVon Edwards^{HM}, Ross Martin^{HM}, Matt Skura² | Academic All-America: A.J. Wolf¹, DeVon Edwards², Ross Martin²

Freshman All-America: Tinashe Bere^{HM}, T.J. Rahming^{HM}

Miscellaneous Awards: ACC Defensive Player of the Year (Jeremy Cash), ACC Jim Tatum Award (Jeremy Cash), New Era Pinstripe Bowl co-MVPs (Thomas Sirk & Shaun Wilson)

Table with columns for Opponent, Rank, Conf Record, Non-Con Record, and Points. Rows include Tulane, N.C. Central, Northwestern (-/23), Georgia Tech (-/20), Boston College, Army West Point, Virginia Tech (23/-), Miami (22/-), North Carolina (-/21), Wake Forest, and Indiana.

Sirk 27-40, 289 yards & 2 TDs; Barnes 11-109 receiving & 1 TD; Tulane 25 net rushing yards; Total offense: Duke 530, Tulane 271
Sirk 15-22, 315 yards & 3 TDs; Wilson 89-yard TD reception; Duke 7 scoring drives of 60+ yards; Total offense: Duke 655, NCCU 186
NW RB Jackson 35-120 rushing; Sirk 24-39, 150 yards; Halftime: Duke, 7-3; NW RB Vault 98-yard KOR for TD to open 3rd quarter
Cash 12 tackles, 3.0 TFL, 1.0 sack & 2 CFs; D. Edwards 100-yard KOR for TD; Duke led 19-3 after 1st quarter; GT 6-24 on 3rd & 4th downs
Martin 3 FGs (36, 38 & 53); Duke 1st win without TD since 1978; Rahming 5-75 receiving; Norman 11 tackles; Total offense: Duke 228, BC 305
Duncan 8-78 rushing & 2 TDs; Boehme 2 rushing TDs; Halftime: Duke, 27-0; Norman 11 tackles; Total offense: Duke 458, ARMY 168
OT: Sirk GW PAT rush after own 25-yard TD pass to Schneider; First 40T game in ACC history; Sirk 19-39, 270 yards & 3 TDs + 109 rushing yards
MIA CB GW Elder 91-yard KOR for TD (0:00; 4th) after Sirk 1-yard TD rush & PAT rush (:06; 4th); ACC officials suspended following review
UNC QB Williams 23-35, 494 yards & 4 TDs; Duncan 13-115 rushing & 1 TD; Sirk 2 rushing TDs; Duke 327 rushing yards; UNC 704 total yards
PITT RB Ollison 26-111 rushing; PITT QB Peterman 3 TD passes; Sirk DNP (injury); Boehme 328 total yards (248 pass); Halftime: 10-10
UVA QB Johns 24-33, 344 yards & 2 TDs; D. Edwards 94-yard KOR for TD; Rahming 12-190 receiving & 1 TD; UVA led 42-20 after 3 quarters
Sirk 26-39, 275 yards & 2 TDs; McCaffrey 5-93 receiving & 2 TDs; Deaver recovers WF inside kick attempt (1:46; 4th); Borders 7 tackles & 1 INT
OT: Martin GW 36-yard FG & IND 38-yard FGA wide right; Co-MVPs: Sirk (318 total yards & 3 TDs) & Wilson (103 rush yards & 98-yard KOR for TD)

N' New York, N.Y.; + New Era Pinstripe Bowl

Summary table with columns: 1st, 2nd, 3rd, 4th, OT, Total. Rows: Duke, Opponents.

TEAM STATISTICS

Table comparing Duke and Opponents in SCORING, FIRST DOWNS, RUSHING, and PASSING.

Table for RUSHING YARDAGE and PASSING YARDAGE, including Yards gained/lost, Attempts, and TDs.

Table for TOTAL OFFENSE, showing Total Plays, Average Per Play, and Average Per Game.

Table for KICK RETURNS, PUNT RETURNS, INT RETURNS, and PUNT RETURN AVERAGE.

Table for FUMBLES-LOST and PENALTIES-Yards.

Table for PUNTS-Yards and Net punt average.

Table for KICKOFFS-Yards and Average Per Kick.

Table for TIME OF POSSESSION/Game and 3RD-DOWN Conversions.

Table for 4TH-DOWN Conversions and 4th-Down Pct.

Table for SACKS BY-Yards and TOUCHDOWNS SCORED.

Table for FIELD GOALS-ATTEMPTS and ON-SIDE KICKS.

Table for RED-ZONE SCORES and RED-ZONE TOUCHDOWNS.

Table for PAT-ATTEMPTS.

RUSHING

Table with columns: Player, G, Att, Gain, Loss, Net, Avg, TD, Lg, Avg/G. Rows: T. Sirk, S. Powell, J. Duncan, S. Wilson, P. Boehme, N. Pierre, Z. Boden, J. Ajeigbe, W. Monday, T.J. Rahming, TEAM.

PASSING

Table with columns: Player, G, Effic, C-A-I, Pct, Yds TD, Lg, Avg/G. Rows: T. Sirk, P. Boehme, A. Nash, W. Monday, S. Wilson, N. Pierre.

RECEIVING

Table with columns: Player, G, No., Yds, Avg, TD, Lg, Avg/G. Rows: M. McCaffrey, T.J. Rahming, S. Powell, J. Barnes, A. Nash, B. Deaver, S. Wilson, E. Schneider, D. Reeves, J. Duncan, R. Smith, T. Alis, C. Taylor, J. Ajeigbe, N. Pierre.

SCORING

Table with columns: Player, TD, FG, Kick, Rush, Rcv, Pass, Dxp, Saf, Pts. Rows: R. Martin, T. Sirk, M. McCaffrey, S. Wilson, S. Powell, P. Boehme, J. Duncan, E. Schneider, D. Edwards, T.J. Rahming, Z. Boden, B. Deaver, J. Barnes, A. Nash, TEAM, W. Monday.

PUNTING

Table with columns: Player, No., Yds, Avg, Lg, TB, FC, i20, 50+, Blk. Row: W. Monday.

KICKOFF RETURNS

Table with columns: Player, No., Yds, Avg, TD, Lg. Rows: D. Edwards, S. Wilson, E. Schneider, J. Barnes, J. Ajeigbe, J. Lloyd, Z. Boden, R. Smith, B. Deaver.

PUNT RETURNS

Table with columns: Player, No., Yds, Avg, TD, Lg. Rows: R. Smith, J. Barnes.

INTERCEPTIONS

Table with columns: Player, No., Yds, Avg, TD, Lg. Rows: B. Borders, J. McDuffie, D. Edwards, D. Norman, Z. Carmichael, P. Carter, A. Jackson, C. McCarthy, A. Saxton II.

FIELD GOALS

Table with columns: Player, FGM-A, Pct, 1-9, 20-29, 30-39, 40-49, 50+, Lg, Blk. Row: R. Martin.

TOTAL OFFENSE LEADERS

Table with columns: Player, G, Plays, Rush, Pass, Total, Avg/G. Rows: T. Sirk, P. Boehme, S. Powell.

ALL PURPOSE YARDAGE LEADERS

Table with columns: Player, G, Rush, Rec, PR, KOR, IR, Total, Avg/G. Rows: T. Sirk, S. Wilson, S. Powell.

TACKLE LEADERS

Table with columns: Player, G, UA, A, Tot, TFL/Yds, Sacks/Yds, PBU. Rows: D. Norman, D. Edwards, J. Cash, D. Singleton, T. Bere, B. Borders, A.J. Wolf, C. Wray, Ky. Brown, D. Williams, A. Saxton II.

CAUSED FUMBLES

J. Cash 3, D. Norman 2, D. Singleton 2, J. Barnes 1, T. Bere 1, B. Boyce 1, Z. Carmichael 1, B. Humphreys 1, S. Powell 1, A. Saxton II 1

FUMBLE RECOVERIES

D. Singleton 2, J. Barnes 1, J. Cash 1, B. Grier 1, B. Humphreys 1, Q. Mann 1, D. Reeves 1, D. Williams 1

2016

Overall Record: 4-8 ACC: 1-7 (6th/Coastal)

Head Coach: David Cutcliffe

Assistant Coaches: Zac Roper (Assoc. HC/OC/OB), Jim Bridge (Asst. HC/ST/TE), Jim Knowles (DC/LB), Ben Albert (Assoc. DC/DL), Re'quan Boyette (RB), Derek Jones (CB), Matt Guerrieri (S), Jeff Faris (WR), Marcus Johnson (OL)

Starting Lineup: OFFENSE: QB Daniel Jones, RB Shaun Wilson, TE Erich Schneider, WR T.J. Rahming, WR Anthony Nash, WR Johnathan Lloyd, LT Gabe Brandner, LG Zach Harmon, C Austin Davis, RG Tanner Stone, RT Casey Blaser; DEFENSE: DE Marquies Price, DT A.J. Wolf, DT Mike Ramsay, DE Dominic McDonald, MLB Ben Humphreys, WLB Joe Giles-Harris, CB Breon Borders, CB Bryon Fields, S Corbin McCarthy, S Deondre Singleton, S Alonzo Saxton II; SPECIAL TEAMS: K AJ Reed, P Austin Parker (7) or Danny Stirt (5), LS Thomas Hennessy

Captains: Jela Duncan, DeVon Edwards, Thomas Sirk & A.J. Wolf | **Team MVP:** Daniel Jones

All-ACC: Breon Borders³, Joe Giles-HarrisSM, Ben Humphreys³

All-America: – | **Academic All-America:** A.J. Wolf¹

Freshman All-America: Joe Giles-Harris¹, Daniel JonesSM

Miscellaneous Awards: NFF Scholar-Athlete (DeVon Edwards)

S	Opponent	W	L	OT	Total	Notes
S 3	N.C. Central	H	W	49-6	35,049	Jones 10-15, 189 yards & 2 TDs + 1 rush TD; Duncan 15-115 rushing & 2 TDs; Wolf 3.0 QB sacks; Total offense: Duke 535, NCCU 112
S 10	Wake Forest	H	L	14-24	21,077	WF RB Carney 17-108 rushing & 3 TDs; Jones 31-48, 332 yards; Nash 8-112 receiving; Giles-Harris 15 tackles, 1 INT & 1 FR; Halftime: 7-7
S 17	Northwestern	A	L	13-24	34,464	NW QB Thorson 18-39, 320 yards & 3 TDs; Jones 27-48, 279 yards; McCarthy 3.0 FFL; Halftime: 7-7; Duke 3-12 on 3rd down in 2nd half
S 24	Notre Dame	A	W	38-35	80,795	Reed GW 19-yard FG (1:24; 4th); ND TO downs at own 40 (:40; 4th); Jones 24-32, 290 yards & 3 TDs; Wilson 96-yard KOR for TD trailing, 14-0
O 1	Virginia	H	L	20-34	25,201	UVA QB Benkert 23-41, 336 yards & 3 TDs; Jones 33-54, 324 yards & 1 TD; Nash 8-82 receiving; TOs: Duke 6, UVA 1; UVA 11-21 on 3rd down
O 8	Army West Point	H	W	13-6	20,613	Total offense: Duke 189, ARMY 214; TOs: Duke 1, ARMY 3; Jones & Boehme 1 TD pass each; Heavy rain & wind (Hurricane Matthew)
O 14	Louisville (-/7)	A	L	14-24	55,121	LOU QB Jackson 325 total yards & 2 TDs (1 rush); Jones 14-21, 129 yards & 2 TDs; Duke TOP 37:12; LOU entered game w/ 58.0 ppg average
O 29	Georgia Tech	A	L	35-38	43,886	GT RB Lynch GW 21-yard TD pass from QB Thomas (5:38; 4th); Duke punt on final drive (1:45; 4th); Helm 6-72 receiving & 2 TDs
N 5	Virginia Tech (-/23)	H	L	21-24	38,217	VT QB Evans 275 total yards & 1 rushing TD; Jones 18-99 rushing & 2 TDs; Humphreys 16 tackles; Duke punt final drive from VT 47 (4:06; 4th)
N 10	North Carolina (-/15)	H	W	28-27	39,212	Jones 22-34, 240 yards & 1 TD + 16-94 rushing & 2 TDs; Koppenhaver 2-yard TD pass from Jones + Reed PAT for 28-24 lead (2:10; 3rd)
N 19	Pittsburgh	A	L	14-56	35,425	PITT RB Conner 14-101 rushing & 2 TDs; Rahming 10-116 receiving; Rushing yards: Duke 25, PITT 224; PITT defense 5.0 sacks
N 26	Miami	A	L	21-40	57,396	MIA QB Kaaya 22-35, 396 yards & 4 TDs; Jones 34-50, 316 yards & 3 TDs; Halftime: MIA, 16-14; MIA 24 unanswered points after intermission

	1st	2nd	3rd	4th	OT	Total
Duke	84	100	45	51	0	280
Opponents	93	92	88	65	0	338

TEAM STATISTICS		Duke	Opponents
SCORING		280	338
Points Per Game		23.3	28.2
FIRST DOWNS		258	216
Rushing		95	103
Passing		143	102
Penalty		20	11
RUSHING YARDAGE		1,843	2,099
Yards gained rushing		2,137	2,453
Yards lost rushing		294	354
Rushing Attempts		474	469
Average Per Rush		3.9	4.5
Average Per Game		153.6	174.9
TDs Rushing		19	19
PASSING YARDAGE		2,877	2,877
Comp-Att-Int		277-443-9	177-322-10
Average Per Pass		6.5	8.9
Average Per Catch		10.4	16.3
Average Per Game		239.8	239.8
TDs Passing		18	21
TOTAL OFFENSE		4,720	4,976
Total Plays		917	791
Average Per Play		5.1	6.3
Average Per Game		393.3	414.7
KICK RETURNS: #-Yards		40-982	42-784
PUNT RETURNS: #-Yards		21-175	16-150
INT RETURNS: #-Yards		10-50	9-38
KICK RETURN AVERAGE		24.5	18.7
PUNT RETURN AVERAGE		8.3	9.4
INT RETURN AVERAGE		5.0	4.2
FUMBLES-LOST		18-14	15-9
PENALTIES-Yards		62-485	72-585
Average Per Game		40.4	48.8
PUNTS-Yards		68-2640	67-2828
Average Per Punt		38.8	42.2
Net punt average		35.4	37.5
KICKOFFS-Yards		50-3000	68-4305
Average Per Kick		60.0	63.3
Net kick average		41.3	38.6
TIME OF POSSESSION/Game		31:25	28:35
3RD-DOWN Conversions		80/186	69/174
3rd-Down Pct		43%	40%
4TH-DOWN Conversions		9/24	3/12
4th-Down Pct		38%	25%
SACKS BY-Yards		29-163	31-162
TOUCHDOWNS SCORED		39	43
FIELD GOALS-ATTEMPTS		3-10	13-17
ON-SIDE KICKS		1-3	0-0
RED-ZONE SCORES		(33-41) 80%	(30-37) 81%
RED-ZONE TOUCHDOWNS		(30-41) 73%	(21-37) 57%
PAT-ATTEMPTS		(37-38) 97%	(41-41) 100%

RUSHING

Player	G	Att	Gain	Loss	Net	Avg	TD	Lg	Avg/G
S. Wilson	12	151	642	19	623	4.1	4	57	51.9
D. Jones	12	141	683	197	486	3.4	7	29	40.5
J. Duncan	7	88	458	8	450	5.1	6	50	64.3
J. Ajeigbe	12	42	167	6	161	3.8	1	28	13.4
P. Boehme	5	12	81	17	64	5.3	1	34	12.8
Z. Boden	11	12	42	5	37	3.1	0	7	3.4
N. Pierre	5	7	22	0	22	3.1	0	8	4.4
Q. Mann	12	7	22	9	13	1.9	0	9	1.1
O. Harris	1	3	10	1	9	3.0	0	6	9.0
G. Carter	1	1	4	0	4	4.0	0	4	4.0
J. Lloyd	12	1	3	0	3	3.0	0	3	0.2
T.J. Rahming	12	1	0	1	-1	-1.0	0	0	-0.1
A. Parker	7	2	3	15	-12	-6.0	0	0	-1.7
TEAM	4	6	0	16	-16	-2.7	0	0	-4.0

PASSING

Player	G	Effic	C-A-I	Pct	Yds	TD	Lg	Avg/G
D. Jones	12	126.28	270-430-9	62.8	2,836	16	64	236.3
P. Boehme	5	189.38	7-9-0	77.8	41	2	18	8.2
O. Harris	1	0.00	0-3-0	0.0	0	0	0	0.0
A. Parker	7	0.00	0-1-0	0.0	0	0	0	0.0

RECEIVING

Player	G	No.	Yds	Avg	TD	Lg	Avg/G
T.J. Rahming	12	70	742	10.6	1	51	61.8
J. Lloyd	12	34	301	8.9	3	55	25.1
E. Schneider	12	30	269	9.0	3	26	22.4
A. Nash	7	29	398	13.7	2	64	56.9
C. Taylor	12	29	315	10.9	1	59	26.2
D. Helm	12	21	235	11.2	2	25	19.6
D. Koppenhaver	12	17	157	9.2	2	31	13.1
Q. Chambers	11	15	187	12.5	2	43	17.0
A. Young	11	11	124	11.3	2	30	11.3
S. Wilson	12	8	76	9.5	0	39	6.3
J. Ajeigbe	12	6	42	7.0	0	33	3.5
J. Duncan	7	5	33	6.6	0	9	4.7
D. Jones	12	1	0	0.0	0	0	0.0
Q. Mann	12	1	-2	-2.0	0	0	-0.2

SCORING

Player	TD	FG	Kick	Rush	Rcv	Pass	Dxp	Saf	Pts
AJ Reed	0	3-10	37-38	0-0	0	0-0	0	0	46
D. Jones	7	0-0	0-0	0-0	0	0-0	0	0	42
J. Duncan	6	0-0	0-0	0-0	0	0-0	0	0	36
S. Wilson	5	0-0	0-0	0-0	0	0-0	0	0	30
J. Lloyd	3	0-0	0-0	0-0	0	0-0	0	0	18
E. Schneider	3	0-0	0-0	0-0	0	0-0	0	0	18
Q. Chambers	2	0-0	0-0	0-0	0	0-0	0	0	12
A. Young	2	0-0	0-0	0-0	0	0-0	0	0	12
D. Koppenhaver	2	0-0	0-0	0-0	0	0-0	0	0	12
A. Nash	2	0-0	0-0	0-0	0	0-0	0	0	12
D. Helm	2	0-0	0-0	0-0	0	0-0	0	0	12
T.J. Rahming	1	0-0	0-0	0-0	0	0-0	0	0	6
P. Boehme	1	0-0	0-0	0-0	0	0-0	0	0	6
B. Fields	1	0-0	0-0	0-0	0	0-0	0	0	6
C. Taylor	1	0-0	0-0	0-0	0	0-0	0	0	6
J. Ajeigbe	1	0-0	0-0	0-0	0	0-0	0	0	6
D. Stirt	0	0-0	0-0	0-1	0	0-0	0	0	0

PUNTING

Player	No.	Yds	Avg	Lg	TB	FC	i20	50+	Blk
A. Parker	38	1,556	40.9	68	2	14	13	10	1
D. Stirt	25	913	36.5	50	2	12	6	1	0
D. Jones	2	71	35.5	43	0	0	1	0	0
P. Boehme	2	100	50.0	52	0	0	2	1	0
TEAM	1	0	0.0	0	0	0	0	0	0

KICKOFF RETURNS

Player	No.	Yds	Avg	TD	Lg
S. Wilson	37	924	25.0	1	96
D. Edwards	2	41	20.5	0	21
J. Ajeigbe	1	17	17.0	0	17

PUNT RETURNS

Player	No.	Yds	Avg	TD	Lg
R. Smith	20	178	8.9	0	36
S. Wilson	1	-3	-3.0	0	0

INTERCEPTIONS

Player	No.	Yds	Avg	TD	Lg
D. Singleton	3	0	0.0	0	0
B. Fields	2	36	18.0	1	36
B. Borders	2	0	0.0	0	0
B. Humphreys	1	11	11.0	0	11
A. Saxton II	1	0	0.0	0	0
J. Giles-Harris	1	3	3.0	0	3

FIELD GOALS

Player	FGM-A	Pct	1-19	20-29	30-39	40-49	50+	Lg	Blk
AJ Reed	3-10	30.0	1-1	1-1	1-6	0-2	0-0	38	1

TOTAL OFFENSE LEADERS

Player	G	Plays	Rush	Pass	Total	Avg/G
D. Jones	12	571	486	2,836	3,322	276.8
S. Wilson	12	151	623	0	623	51.9
J. Duncan	7	88	450	0	450	64.3

ALL PURPOSE YARDAGE LEADERS

Player	G	Rush	Rec	PR	KOR	IR	Total	Avg/G
S. Wilson	12	623	76	-3	924	0	1,620	135.0
T.J. Rahming	12	-1	742	0	0	0	741	61.8
D. Jones	12	486	0	0	0	0	486	40.5

TACKLE LEADERS

Player	G	UA	A	Tot	TFL/Yds	Sacks/Yds	PBU
--------	---	----	---	-----	---------	-----------	-----

2017

Overall Record: 7-6 ACC: 3-5 (t4th/Coastal)

Quick Lane Bowl

Head Coach: David Cutcliffe

Assistant Coaches: Zac Roper (Assoc. HC/OC/OB), Jim Bridge (Asst. HC/ST/TE), Jim Knowles (DC/LB), Ben Albert (Assoc. DC/DL), Re'quan Boyette (RB), Derek Jones (CB), Matt Guerrieri (S), Jeff Faris (WR), Marcus Johnson (OL)

Starting Lineup: OFFENSE: QB Daniel Jones, RB Shaun Wilson, TE Daniel Helm, WR T.J. Rahming, WR Chris Taylor, WR Johnathan Lloyd, LT Gabe Brandner, LG Zach Harmon, C Austin Davis, RG Julian Santos, RT Evan Lisle; DEFENSE: DE Victor Dimukeje, DT Edgar Cerenord, DT Mike Ramsay, DE Tre Hornbuckle, MLB Ben Humphreys, WLB Joe Giles-Harris, CB Mark Gilbert, CB Bryon Fields, S Jeremy McDuffie, S Jordan Hayes, S Alonzo Saxton II; SPECIAL TEAMS: K Austin Parker, P Austin Parker, LS Ben Wyatt

Captains: Austin Davis, Bryon Fields Jr., Daniel Jones & Mike Ramsay | Team MVP: Joe Giles-Harris

All-ACC: Mark Gilbert¹, Joe Giles-Harris¹, Austin Davis³, Jeremy McDuffie³, Mike Ramsay³, T.J. Rahming^{III}, Shaun Wilson^{III}

All-America: Mark Gilbert⁴, Joe Giles-Harris² | Academic All-America: -

Freshman All-America: Victor Dimukeje¹

Miscellaneous Awards: Quick Lane Bowl MVP (Daniel Jones)

Table with columns for game number, opponent, result, score, and detailed game notes for each of the 26 games.

Summary table with columns: 1st, 2nd, 3rd, 4th, OT, Total for Duke and Opponents.

TEAM STATISTICS Duke Opponents

Summary table for team statistics including Scoring, Points Per Game, First Downs, Rushing, Passing, and Penalty.

RUSHING YARDAGE Duke 2,228 Opponent 1,992

Summary table for rushing statistics including yards gained, rushing attempts, and TDs.

PASSING YARDAGE Duke 2,774 Opponent 2,332

Summary table for passing statistics including comp-att-int, average per pass, and TDs.

TOTAL OFFENSE Duke 5,002 Opponent 4,324

Summary table for total offense statistics including total plays, average per play, and kick/return stats.

SCORING

Summary table for scoring statistics including touchdowns scored, field goals, and red-zone scores.

RUSHING

Detailed rushing statistics table with columns: Player, G, Att, Gain, Loss, Net, Avg, TD, Lg, Avg/G.

PASSING

Detailed passing statistics table with columns: Player, G, Effic, C-A-I, Pct, Yds, TD, Lg, Avg/G.

RECEIVING

Detailed receiving statistics table with columns: Player, G, No., Yds, Avg, TD, Lg, Avg/G.

PUNTING

Detailed punting statistics table with columns: Player, No., Yds, Avg, Lg, TB, FC, i20, 50+, Blk.

KICKOFF RETURNS

Detailed kickoff return statistics table with columns: Player, No., Yds, Avg, TD, Lg.

PUNT RETURNS

Detailed punt return statistics table with columns: Player, No., Yds, Avg, TD, Lg.

INTERCEPTIONS

Detailed interception statistics table with columns: Player, No., Yds, Avg, TD, Lg.

FIELD GOALS

Detailed field goal statistics table with columns: Player, FGM-A, Pct, 1-19, 20-29, 30-39, 40-49, 50+, Lg, Blk.

TOTAL OFFENSE LEADERS

Summary table for total offense leaders with columns: Player, G, Plays, Rush, Pass, Total, Avg/G.

ALL PURPOSE YARDAGE LEADERS

Summary table for all-purpose yardage leaders with columns: Player, G, Rush, Rec, PR, KOR, IR, Total, Avg/G.

TACKLE LEADERS

Detailed tackle statistics table with columns: Player, G, UA, A, Tot, TFL/Yds, Sacks/Yds, PBU.

CAUSED FUMBLE

K. Quansah 2, M. Carter II 1, T. Hornbuckle 1, J. Giles-Harris 1, T. McSwain I, A. Saxton II 1

FUMBLE RECOVERIES

V. Dimukeje 1, D. Jordan I, K. Quansah I, A. Saxton II 1

DUKE UNIVERSITY COMMUNICATIONS

Duke Athletics External Operations Phone: 919-684-2633 Press Box Phone: 919-684-4203
Box 90557
Durham, N.C. 27708

STAFF DIRECTORY

Art Chase Senior Associate Director of Athletics/External Affairs

Sport Responsibilities: Football (David Cutcliffe)

Alma Mater: Guilford, 1991

Office: 919-684-2614

Cell: 919-599-9820

Joined Duke SID: August, 2000

Email: chasea@duke.edu



Art Chase

Senior Associate Director of Athletics/External Affairs



Mike DeGeorge

Executive Director of Communications

Mike DeGeorge Executive Director of Communications

Sport Responsibilities: Men's Basketball (Primary Contact), Men's Golf

Alma Mater: Dayton, 2005

Office: 919-668-1712

Cell: 919-384-6601

Joined Duke SID: November, 2017

Email: mvd8@duke.edu



Lindy Brown

Senior Associate Director of Communications



Kat Castner

Director of Communications

Lindy Brown Senior Associate Director of Communications

Sport Responsibilities: Women's Basketball, Women's Golf

Alma Mater: Western Carolina, 1996

Office: 919-684-2664

Cell: 919-599-9821

Joined Duke SID: November, 1999

Email: lindy.brown@duke.edu

Kat Castner Director of Communications

Sport Responsibilities: Football (Primary Contact), Men's Tennis

Alma Mater: Robert Morris, 2010

Office: 919-684-8708

Cell: 984-245-5940

Joined Duke SID: August, 2019

Email: kat.castner@duke.edu

Meredith Rieder Associate Director of Communications

Sport Responsibilities: Field Hockey, Men's Lacrosse

Alma Mater: Denison, 2002

Office: 919-684-3328

Cell: 919-812-6741

Joined Duke SID: August, 2008

Email: meredith.rieder@duke.edu



Meredith Rieder

Associate Director of Communications



Jeff Friday

Assistant Director of Communications

Jeff Friday Assistant Director of Communications

Sport Responsibilities: Football², Men's and Women's Swimming and Diving, Baseball

Alma Mater: North Carolina, 2019

Office: 919-684-6934

Cell: 704-214-1033

Joined Duke SID: August, 2019

Email: jeff.friday@duke.edu

Sarah Leggett Assistant Director of Communications

Sport Responsibilities: Volleyball, Fencing, Women's Lacrosse

Alma Mater: Elon, 2016

Office: 919-668-3195

Cell: 757-621-9341

Joined Duke SID: August, 2016

Email: sarah.leggett@duke.edu



Sarah Leggett

Assistant Director of Communications



Kyle Williams

Assistant Director of Communications

Kyle Williams Assistant Director of Communications

Sport Responsibilities: Women's Soccer, Men's Basketball², Rowing

Alma Mater: Tennessee, 2018

Office: 919-668-4393

Cell: 203-858-8650

Joined Duke SID: December, 2019

Email: kyle.williams@duke.edu

Alex McKeon Communications Staff Assistant

Sport Responsibilities: Men's Soccer, Interim Cross Country, Wrestling, Interim Track & Field, Softball, Interim Women's Tennis

Alma Mater: Miami (OH), 2017

Office: 919-684-2668

Cell: 617-909-2034

Joined Duke SID: March, 2019

Email: alexander.mckeon@duke.edu



Alex McKeon

Communications Staff Assistant

TEAM

9.4

9.11

9.18

9.25

10.2

10.9

10.16

10.23

10.30

11.6









11.13

11.20

11.27

12.4

A T L A N T I C D I V I S I O N



2021 ACC FOOTBALL CHAMPIONSHIP GAME

ATLANTIC DIVISION VS COASTAL DIVISION | BANK OF AMERICA STADIUM | CHARLOTTE, NORTH CAROLINA

