



ABILENE CHRISTIAN

2022 FOOTBALL GAME NOTES

THE BIG COUNTRY'S HOMETOWN TEAM

FB Contact Jordan Herrod • Cell 432-816-5796 • Email jordan.herrod@acu.edu

Week 10 // Abilene Christian at Tarleton // The Battle for Interstate 20



ABILENE CHRISTIAN **WILDCATS**

Anthony Field at Wildcat Stadium | Abilene, Texas
5-3 overall, 2-0 Western Athletic Conference | **Head Coach:** Keith Patterson
Career Record: 5-3 (1st season) | **Record at ACU:** 5-3 (1st season)
Current streak: L1

TARLETON TEXANS

Memorial Stadium | Stephenville, Texas
5-3 overall, 1-1 Western Athletic Conference | **Head Coach:** Todd Whitten
Career Record: 115-73 (18th season) | **Record at Tarleton:** 90-48 (13th season)
Current streak: L1



ACU STATISTICAL LEADERS

PASSING

1 MAVERICK McIVOR

San Angelo, Texas / Texas Tech

Comp: 130
Att: 224
YPG: 188.6
TD: 11
INT: 7

RUSHING

21 JERMAH DOBBINS

Lubbock, Texas / Estacado HS

RUSH: 136
YARDS: 724
YPC: 5.3
TD: 7
YPG: 90.5

RECEIVING

8 KOBE CLARK

Sweetwater, Texas / Sweetwater HS

REC: 44
YARDS: 431
YPC: 9.8
TD: 5
YPG: 53.9

TACKLES

0 TYRIN BRADLEY

Lubbock, Texas / Monterey HS

TACKLES: 35.0
QBH: 10
SOLOS: 15.0
ASST: 20.0
TFL: 8.0

ABOUT THE WILDCATS

- ACU played its' second nationally-ranked opponent of the season last week, falling 34-31 on the road at #23 North Dakota. It was the Wildcats' first-ever trip to the Peace Garden State and their fourth indoor game in the 101-year history of the program.

- Three different receivers hauled in a touchdown catch from quarterback Maverick McIvor last week, as Tristan Golightly, Kobe Clark and Blayne Taylor combined for 15 catches and 169 yards.

- Elijah Moffett and JaDarius Thursby each picked up eight tackles against the Fighting Hawks, while Tyrin Bradley spent a ton of time in the UND backfield, recording a sack, a QB hurry and 1.5 TFL.

- Running back Jermiah Dobbins broke off a 59-yard run early in the third quarter on Saturday, marking the longest run by a Wildcat so far this season. With three games left to play, the Lubbock native has racked up 724 yards to go with seven scores on the ground, making him one of the biggest threats in the league.

- Davion Johnson made his presence felt in a big way last week, breaking off a pair of big returns that were negated before finally hitting for a 91-yarder that started the drive at the UND four-yard line. He finished his afternoon with 182 yards on just four touches.

- The Wildcats enter play all alone atop the WAC standings with a perfect 2-0 record. An ACU victory would give the Purple and White their highest win total since the 2017 campaign.

WHAT TO CALL US

ACU

We ask that all media entities refer to our athletics teams as simply **ACU or Abilene Christian**.

Please only use Abilene Christian University when referring to the University in official capacity.

If an abbreviation is needed, ACU is the only acceptable choice. Please **DO NOT** use AC or any shortened versions of Abilene or Christian as abbreviations.

Please **DO NOT** use references such as Ab. Christ., Abilene Chrstrn, or any other variations. We are okay to be called the Purple and White on occasion.

Our teams, both male and female, are to be referred to as the Wildcats, or simply Cats on second reference.

2022 SCHEDULE

SEPTEMBER

- 1 LAMAR (PAINT ABILENE PURPLE) W 28-14
- 10 PRAIRIE VIEW A&M (SALUTE TO HEROES) W 21-13
- 17 @ Missouri L 34-17
- 24 WESTERN NEW MEXICO (FAMILY WEEKEND) W 34-7

OCTOBER

- 1 Utah Tech* (WAC OPENER) W 26-10
- 8 at #22 SFA L 41-38
- 15 SOUTHERN UTAH* (HOMECOMING) W 21-18
- BYE WEEK-----
- 29 at #23 North Dakota L 34-31

NOVEMBER

- 5 at Tarleton* 7 pm
- 12 at Sam Houston 12 pm
- 19 SFA* (RALLY CATS KIDS DAY) 2:30 pm

BOLD - Home game at Wildcat Stadium

* - Western Athletic Conference game

All times Central

FOLLOW ALONG

ESPN+ // WAC INTERNATIONAL

Play By Play
Analysis
Sideline

ACU SPORTS NETWORK

Play By Play Grant Boone
Analysis Jim Reese

LIVE STATS

<https://acusports.com/stats/>

TWITTER

@ACUFootball, @ACUSports

INSTAGRAM

@ACUFootball, @ACUSports

YOUTUBE

ACUAthletics

COACHING STAFF

Keith Patterson Head Coach
 Jordan Seawright Chief of Staff
 Landon Autrey Director of Football Operations
 Stephen Lee Offensive Coordinator/Quarterbacks
 Skyler Cassity Defensive Coordinator/Safeties
 Matt Clark Special Teams/Tight Ends
 Jeralde Badon Running Backs
 Dan Phillips Defensive Line
 Steven Thrash Wide Receivers
 Julian Wilson Corners
 Ryan Pugh Offensive Line
 Conor Dubin Outside Linebackers
 Shannon Carter Inside Linebackers





ABILENE CHRISTIAN

2022 FOOTBALL GAME NOTES

THE BIG COUNTRY'S HOMETOWN TEAM

SERIES HISTORY (ACU leads 20-12-4)

Abilene 8-4-1 | Stephenville 11-7-3 | Neutral 1-1

Date	Location	Result	ACU	Opp.
10.25.1920	Abilene	T	0	0
11.18.1920	Stephenville	W	13	0
11.29.1923	Stephenville	L	3	7
09.24.1927	Stephenville	T	6	6
09.29.1928	Stephenville	L	6	12
10.05.1929	Abilene	W	19	0
10.03.1930	Stephenville	W	18	0
10.02.1931	Stephenville	W	13	0
09.23.1932	Stephenville	T	6	6
10.20.1933	Stephenville	W	19	0
09.21.1934	Stephenville	T	6	6
.1937	Stephenville	L	6	7
09.23.1938	Stephenville	W	21	6
11.03.1873	Stephenville	W	49	7
11.09.1974	Abilene	W	56	14
11.08.1975	Stephenville	W	35	21
10.23.1993	Abilene	W	57	15
10.21.1995	Abilene	W	38	18
10.26.1996	Stephenville	W	20	10
10.25.1997	Abilene	W	23	17
10.24.1998	Stephenville	L	31	33
10.23.1999	Abilene	L	9	14
10.21.2000	Stephenville	L	13	15
10.20.2001	Abilene	L	7	52
09.21.2002	Stephenville	L	9	12
10.20.2003	Abilene	L	7	41
09.18.2004	Stephenville	W	31	14
10.22.2005	Stephenville	W	18	7
10.28.2006	Abilene	L	36	37
10.27.2007^	Stephenville	W	70	63
10.25.2008	Abilene	W	37	17
10.24.2009	Stephenville	L	6	13
10.25.2010	Abilene	W	65	3
09.01.2011	Stephenville	W	27	24
09.15.2012	Arlington	W	34	31
09.28.2013	Frisco	L (OT)	41	34
11.13.2021	Abilene	W	29	3
11.05.2022	Stephenville	7:00 pm		

^ Victory vacated because of NCAA violations

WHERE THE 'CATS CALL HOME

Texas	76
Oklahoma	7
Arizona	3
California	2
New Jersey	2
Oregon	2
Arizona	1
Colorado	1
Florida	1
Illinois	1
Kansas	1
Louisiana	1
Michigan	1
Minnesota	1
Nebraska	1
Ohio	1
Tennessee	1
Washington	1

THE OTHER GUYS

- Tarleton is coming off a Homecoming loss at the hands of defending WAC champ Sam Houston last week, surrendering 40 points for the third time in four games. The loss was the first at home for the Texans this fall.

- Wideout Darius Cooper turned in a monster day against Sam Houston, racking up 190 yards and a pair of touchdowns on nine catches. He and Jaden Smith continue to be one of the most dynamic receiving duos in the WAC, combining for 78 receptions, 15 scores and nearly 1500 yards between them.

- The Texans bring a stout and aggressive defense with multiple looks, as 16 different players have recorded a sack so far. Tarleton is led defensively by junior linebacker D.J. Harris, whose 2022 resumé includes 32 solo tackles, 34 assisted tackled, 5.0 TFL and a pair of hurries.

- Quarterback Beau Allen has already cleared 2,000 yards in the air this season, tossing 17 touchdowns along the way. Last week, the Kentucky transfer went 15-for-28 with 201 yards and a pair of scores, giving him his sixth game this season with multiple touchdown passes.

WESTERN ATHLETIC CONFERENCE SCHEDULE (ALL TIMES CENTRAL)

LAST WEEK (October 29)

Utah Tech **47**, SFA **44**
 North Dakota **34**, ACU **31**
 Sam Houston **40**, Tarleton **21**

THIS WEEK (November 5)

ACU at Tarleton - 7 pm
 Southern Utah at Utah Tech - 7 pm

NEXT WEEK (November 12)

ACU at Sam Houston - 12 pm
 Lincoln at Southern Utah - 2 pm
 Tarleton at Utah Tech - 2 pm
 Central Arkansas at SFA - 4 pm

WAC FOOTBALL STANDINGS

SCHOOL	CONF				OVERALL			
	WAC	WIN %	GB	GP	RECORD	WIN %	LAST 10	STREAK
Abilene Christian	2-0	1.000	-	8	5-3	0.625	5-3	Lost 1
Stephen F. Austin	2-1	0.667	0.5	9	5-4	0.556	5-4	Lost 1
Tarleton	1-1	0.500	1	8	5-3	0.625	5-3	Lost 1
Utah Tech	1-2	0.333	1.5	8	2-6	0.250	2-6	Won 1
Southern Utah	1-3	0.250	2	8	3-5	0.375	3-5	Lost 4
Sam Houston	0-0	0.000	1	7	5-2	0.714	5-2	Won 5

ACU ANNOUNCES FALL TV SCHEDULE; 16 GAMES AIR ON ESPN+

ABILENE, Texas – The ACU Department of Athletics in partnership with ACU TV has announced that ESPN will be the platform for 16 total home football, volleyball, and soccer broadcasts this fall. ACU and ACU TV will partner to produce the games for ESPN+, with the remaining to air on WAC International and still being broadcast by ACU Athletics.

“Our partnership with ACU TV continues to allow us to put together one of the best productions in the WAC, and we add more to that slate every year,” Assistant AD for Communications Jordan Herrod said. “We want to make sure that we are reaching as many fans as possible, and we are excited to announce this schedule of games that fans across the nation will enjoy.”

ACU TV's Hutton Harris will serve as the producer and director for all the ESPN games, while athletics media relations coordinator Zach Carlyle will serve as the lead play-by-play announcer at most of the events. ACU TV's student-run crew will be in charge of the entire ESPN production, including camera operations, replay, in-game analysts, sideline reporters, etc.

ESPN+ is a subscription streaming service (\$6.99/month) that streams live sports, original content, the full 30 for 30 library, and more. It also houses all full game replays in the library as well. It is available on all mobile devices, tablets, and any smart TV. The WAC Digital Network is free for fans, and will house the home events that do not make it to ESPN's air. Every home game in Abilene will be housed in one of these two locations.





ABILENE CHRISTIAN

2022 FOOTBALL GAME NOTES

THE BIG COUNTRY'S HOMETOWN TEAM

ACU NUMERICAL ROSTER

No.	Name	Pos	Ht	Wt	Class-Yr
0	Zarak Scruggs	WR	6-2	200	Sr.
0	Tyrin Bradley	DL	6-4	255	So.
1	Maverick McIvor	QB	6-2	210	So.
1	Shelby Washington	DB	6-1	195	Sr.
2	Peyton Mansell (C)	QB/S	6-2	220	Sr.
3	Abner Dubar	DB	6-2	175	R-Fr.
4	Ethan Long	QB	6-2	210	Jr.
4	Anthony Egbo, Jr.	DB	5-8	190	Jr.
5	Tristan Golightly	WR	6-4	205	So.
5	Trey Adams	DB	5-10	200	Jr.
6	Taelyn Williams	WR	6-2	175	Jr.
6	Dustin Inness	LS	5-11	195	Jr.
7	Elijah Moffett	DB	6-2	205	So.
8	Kobe Clark	WR	5-11	175	Sr.
8	JaDarius Thursby	DB	5-11	175	R-Fr.
9	Davion Johnson	WR	5-8	170	Jr.
9	Chike Nwankwo	LB	6-2	230	Jr.
12	Triston Anderson	DB	6-2	195	Jr.
13	Blayne Taylor	WR	6-5	205	So.
13	Alexander Duke	DL	6-4	245	Sr.
14	Rovaughn Banks Jr.	RB	5-10	200	Fr.
15	Carter Highhouse	QB	6-2	205	So.
15	Roland Williams III	DB	5-11	180	Sr.
16	Denver Holman	WR	5-10	185	R-Fr.
17	Trevor Baker	QB	6-3	195	R-Fr.
17	Dishon Hall II	DB	6-3	195	Jr.
18	Kendall Catalan (C)	WR	5-10	180	Sr.
19	Dax Neece	WR	6-3	210	Jr.
19	Dorian Plumley	DB	6-0	190	R-Fr.
20	Anthony Smith	RB	5-11	205	Sr.
20	Brandon Ramsey	DB	6-0	190	Fr.
21	Jermiah Dobbins	RB	5-11	195	So.
22	Malachi Medlock	RB	6-2	215	Fr.
23	Patrick Jolly	DB	6-2	185	Jr.
24	Tyrese White	RB	5-10	200	Sr.
24	Darius Moore	LB	6-1	235	So.
25	Izaiah Kelley	LB	6-2	210	So.
26	Jailen Dixon	LB	6-3	210	R-Fr.
27	Logan Burke	P	5-11	200	Sr.
27	Kendell Jimerson	RB	5-10	185	Jr.
29	Mike Garrett, Jr.	DB	6-1	190	R-Jr.
30	Tory Hargrove (C)	LB	5-11	210	Sr.
31	Quintin Montgomery	DB	5-11	183	R-Fr.
32	Xavier Wishert	RB	6-1	200	Fr.
33	Kelekolio Linton	DB	5-10	190	So.
34	Tristan Wainscott	LB	6-1	200	Fr.
35	Ethan Taite	LB	6-3	220	So.
36	Rece Stafford	TE	6-0	235	Jr.
37	Casen Olson	DB	6-1	190	R-Fr.
37	Blair Zepeda (C)	K	5-11	210	Jr.
41	TJ Marshall	LB	6-1	190	R-Fr.
42	Reese Young	LB	6-1	220	Fr.
43	Easton Myrick	TE	5-11	195	R-Fr.
43	John Brannon	LB	6-2	245	Sr.
45	Jordan Paup	DL	6-5	250	Sr.
46	Cirby Coheley	LB	6-4	220	So.
47	Derrick Parker	LB	6-1	220	R-Fr.
48	Grant Nickel	P	6-0	170	R-Fr.
49	Cade Bleakney	LS	6-3	235	Fr.

Hometown / High School / Previous School

Eatonville, Wash. / New Mexico
Lubbock, Texas / Monterey HS
San Angelo, Texas / Texas Tech
Oklahoma City / Northeastern Oklahoma A&M
Belton, Texas / Iowa
Anna, Texas / Minnesota
West Linn, Ore. / Arizona State
Richmond, Texas / Foster HS
Mesquite, Texas / Kansas
Corvallis, Ore. / Northern Colorado
Euless, Texas / Euless Trinity HS
Phoenix / Northwest Christian HS
Selma, Texas / Veterans Memorial HS
Sweetwater, Texas / Sweetwater HS
Duncanville, Texas / SMU
Bedford Heights, Ohio / Southwestern CC
Bridgewater, N.J. / Rutgers
Rockwall, Texas / Arkansas State
Saginaw, Texas / Cisco College
Bellaire, Texas / Houston
Tulsa, Okla. / Union HS
Mattawan, Mich. / Butler
Arlington, Tenn. / Richmond
Belton, Texas / Mary Hardin-Baylor
Needville, Texas / Needville HS
Normal, Ill. / Iowa Central CC
Mansfield, Texas / Arkansas
Albany, Texas / Texas Tech
El Reno, Okla. / Oklahoma
Fort Worth, Texas / Texas State
Owasso, Okla. / Owasso HS
Lubbock, Texas / Estacado HS
Duncanville, Texas / Duncanville HS
Tampa, Fla. / UCLA
Beaumont, Texas / Hamshire-Fannett HS
El Reno, Okla. / Northeastern Oklahoma A&M
Lubbock, Texas / SMU
Electra, Texas / Electra HS
Katy, Texas / Navarro College
Rockwall, Texas / Texas Tech
Magnolia, Texas / Tulsa
Arlington, Texas / Cisco College
Houston / Trinity Valley CC
Tuscola, Texas / Jim Ned HS
Pearland, Texas / Tyler Junior College
Velma, Oklahoma / Velma-Alma HS
Frisco, Texas / Independence HS
Frisco, Texas / Frisco Wakeland HS
Waynoka, Okla. / Wynoka HS
Richardson, Texas / Plano East Senior HS
Pearland, Texas / Houston
Stephenville, Texas / Stephenville HS
San Antonio, Texas / Geneva School of Boerne
Prosper, Texas / Texas State
Central City, Neb. / Nebraska
Iowa Park, Texas / Iowa Park HS
Mansfield, Texas / Lake Ridge HS
Spring, Texas / Texas Tech
Crandall, Texas / Crandall HS

ACU ALPHABETICAL ROSTER

No.	Name	Pos
5	Trey Adams	LB
12	Triston Anderson	DB
62	Jackson Andrews	OL
17	Trevor Baker	QB
85	Patrick Ballard	WR
14	Rovaughn Banks Jr.	RB
49	Cade Bleakney	LS
90	Alex Bowman Jr.	DL
0	Tyrin Bradley	DL
43	John Brannon	LB
27	Logan Burke	P
87	Matthew Bynum	WR
89	Cameron Byrom	DL
81	Noah Caldwell	TE
56	Cohen Carpenter	OL
88	Jed Castles	TE
18	Kendall Catalan	WR
64	Ethan Clark	OL
8	Kobe Clark	WR
46	Cirby Coheley	LB
83	Colt Cooper	TE
26	Jailen Dixon	LB
21	Jermiah Dobbins	RB
3	Abner Dubar	S
91	Sean Dubose, Jr.	DL
13	Alexander Duke	DL
93	Landon Eades	DL
39	Anthony Egbo, Jr.	DB
88	Will Fargason	P
76	Joziyah Fogle	OL
80	Harrison Foster	WR
29	Mike Garrett, Jr.	DB
75	Rafiti Ghirmal	OL
63	Peyton Girty	OL
5	Tristan Golightly	WR
17	Dishon Hall II	DB
30	Tory Hargrove	LB
50	Damion Hart	DL
55	Alan Hatten	OL
94	Dennis Herrold	DL
15	Carter Highhouse	QB
16	Denver Holman	WR
66	Dylan Howerton	OL
6	Dustin Inness	LS
27	Kendell Jimerson	RB
9	Davion Johnson	WR
23	Patrick Jolly	DB
25	Izaiah Kelley	LB
61	Dylan Kinney	OL
86	Chidubem Lebechi	TE
33	Kelekolio Linton	DB
92	Josh Logan	DL
4	Ethan Long	QB
2	Peyton Mansell	QB/S
41	TJ Marshall	S
82	Cooper McCasland	WR
1	Maverick McIvor	QB
22	Malachi Medlock	RB
84	Grant Miles	TE





ABILENE CHRISTIAN

2022 FOOTBALL GAME NOTES

THE BIG COUNTRY'S HOMETOWN TEAM

ACU NUMERICAL ROSTER

No.	Name	Pos	Ht	Wt	Class-Yr
50	Damion Hart	DL	6-3	245	So.
51	Kyle Pointer	LB	6-3	215	R-Fr.
52	Abe Schwinn	LB	6-0	225	So.
55	Alan Hatten	OL	6-3	305	So.
56	Cohen Carpenter	OL	6-3	270	R-Fr.
57	Trent Pullen	OL	6-3	295	So.
58	Brad Robinson	DL	6-2	270	R-Fr.
59	Jacob Thielen	OL	6-4	305	So.
61	Dylan Kinney	OL	6-3	305	Fr.
62	Jackson Andrews	OL	6-2	290	Fr.
63	Peyton Girty	OL	6-3	290	So.
64	Ethan Clark	OL	6-3	295	Fr.
65	CJ Zotz	OL	6-4	280	So.
66	Dylan Howerton	OL	6-5	290	So.
67	Wyatt Tate	OL	6-6	305	So.
70	Tay Yanta	OL	6-5	350	R-Fr.
72	Femi Sakiri	OL	6-3	305	R-Fr.
74	Reese Moore	OL	6-6	290	So.
75	Rafti Ghirmai	OL	6-5	320	Jr.
76	Joiah Fogle	OL	6-4	335	Fr.
78	Ty Smith	OL	6-6	320	So.
80	Harrison Foster	WR	6-2	195	Fr.
81	Noah Caldwell	TE	6-6	250	So.
82	Cooper McCasland	WR	6-1	195	R-Fr.
83	Colt Cooper	TE	6-4	245	R-Fr.
84	Grant Miles	TE	6-4	255	Jr.
85	Patrick Ballard	WR	6-3	200	Jr.
86	Chidubem Lebechi	TE	6-2	235	Fr.
87	Matthew Bynum	WR	5-11	165	Fr.
88	Jed Castles	TE	6-6	235	R-Fr.
88	Will Fargason	P	6-1	210	R-Fr.
89	Cameron Byrom	DL	6-5	250	R-Fr.
90	Alex Bowman Jr.	DL	6-2	245	Fr.
91	Sean Dubose Jr.	DL	6-2	245	Fr.
92	Josh Logan	DL	6-1	265	Fr.
93	Landon Eades	DL	6-3	300	Fr.
94	Dennis Herrold	DL	6-4	250	R-Fr.
95	Jack Schultz	DL	6-2	300	Sr.
97	Will Morgan	DL	6-3	305	Jr.
98	David Oke	DL	6-2	275	Fr.
99	Colby Warkentin	DL	6-6	260	R-Fr.

Hometown / High School / Previous School

Cibolo, Texas / Steele HS
Queen Creek, Ariz. / Casteel HS
St. Paul, Minn. / Arizona State
Great Meadows, N.J. / Lackawanna College
Manvel, Texas / Fort Bend Christian Academy
Waco, Texas / Oklahoma State
Zephyr, Texas / Brownwood HS
Broomfield, Colo. / Faith Christian Academy
Richmond, Texas / Travis HS
Schertz, Texas / Samuel Clemens HS
Rosalia, Kan. / Highland CC
Pineville, La. / Pineville HS
Burkburnett, Texas / Burkburnett HS
Katy, Texas / Katy HS
Seguin, Texas / Navarro HS
Falls City, Texas / Texas Tech
Roanoke, Texas / UConn
Seminole, Texas / Texas
Frisco, Texas / Texas
Spring, Texas / Spring HS
Koppel, Texas / Glen Rose HS
Sweetwater, Texas / Sweetwater HS
Electra, Texas / Electra HS
Hurst, Texas / Birdville HS
Quinlan, Texas / Ford HS
Scottsdale, Ariz. / Horizon HS
Houston, Texas / UNLV
Katy, Texas / Tompkins HS
Mansfield, Texas / Lake Ridge HS
Wichita Falls, Texas / Texas Tech
Lubbock, Texas / Trinity Christian HS
Valley View, Texas / Valley View HS
Dallas, Texas / James Madison HS
Katy, Texas / Tompkins HS
Grapevine, Texas / Grapevine HS
Boerne, Texas / Samuel V Champion HS
Fort Worth, Texas / Fort Worth Christian HS
Granada Hills, Calif. / College of the Canyons
Forney, Texas / Forney HS
Houston / Alief Hasting HS
Bakersfield, Calif. / Fresno State

ACU ALPHABETICAL ROSTER

No.	Name	Pos
7	Elijah Moffett	S
31	Quintin Montgomery	DB
24	Darius Moore	LB
74	Reese Moore	OL
97	Will Morgan	DL
43	Easton Myrick	TE
19	Dax Neece	WR
48	Grant Nickel	P
9	Chike Nwankwo	LB
98	David Oke	DL
37	Casen Olson	S
47	Derrick Parker	LB
45	Jordan Paup	DL
19	Dorian Plumley	S
51	Kyle Pointer	LB
57	Trent Pullen	OL
20	Brandon Ramsey	DB
58	Brad Robinson	DL
72	Femi Sakiri	OL
95	Jack Schultz	DL
52	Abe Schwinn	LB
0	Zarak Scruggs	WR
20	Anthony Smith	RB
78	Ty Smith	OL
36	Rece Stafford	TE
35	Ethan Taite	LB
67	Wyatt Tate	OL
13	Blayne Taylor	WR
59	Jacob Thielen	OL
8	JaDarius Thursby	DB
34	Tristan Wainscott	LB
99	Colby Warkentin	DL
1	Shelby Washington	DB
24	Tyrese White	RB
15	Roland Williams III	DB
6	Taelyn Williams	WR
32	Xavier Wishert	RB
70	Tay Yanta	OL
42	Reese Young	LB
37	Blair Zepeda	K
65	CJ Zotz	OL

Pro-nun-C-A-shun Guide

0 Zarak Scruggs rhymes with DEREK
0 Tyrin Bradley TY-rin
1 Maverick McIvor muh-KAI-ver
2 Peyton Mansell man-SELL
3 Abner Dubar DOO-bar
6 Taelyn Williams TAY-linn
6 Dustin Inness IN-niss
8 JaDarius Thursby juh-DAYR-ee-us THURZ-bee
9 Davion Johnson DAY-vee-on
9 Chike Nwankwo CHEEK-ay nuh-WONK-wo
14 Rovaughn Banks Jr. RO-von
18 Kendall Catalon CAT-uh-lon
19 Dax Neece DACKS NIECE
22 Malachi Medlock MAL-uh-KAI
27 Kendell Jimerson Kendall GYM-er-son

32 Xavier Wishert ZAY-vee-er WISH-urt
33 Kelekolio Linton KEH-LAY
35 Ethan Taite TAYT
36 Rece Stafford rhymes with PEACE
37 Blair Zepeda zuh-PAY-duh
43 Easton Myrick MY-rick
45 Jordan Paup POP
46 Cirby Coheley KIRBY ko-HEE-lee
49 Cade Bleakney BLAKE-knee
59 Jacob Thielen TEE-lin
66 Dylan Howerton rhymes with COW-er-ton
70 Tay Yanta YAWN-tuh
72 Femi Sakiri FEM-ee suh-KEER-ee
75 Rafti Ghirmai ruh-FEE-tee JEER-mai
76 Joiah Fogle jo-ZAI-uh FO-gull

86 Chidubem Lebechi CHEE-dee luh-BETCH-ee
93 Landon Eades EEDZ
98 David Oke OH-kee

indicates offensive player
indicates defensive player
indicates specialist





ABILENE CHRISTIAN

2022 FOOTBALL GAME NOTES

THE BIG COUNTRY'S HOMETOWN TEAM

ABILENE CHRISTIAN OFFENSE

QB	1	Maverick Mclvor	6-2	210	So.	San Angelo, Texas / Texas Tech
	4	Ethan Long	6-4	210	Jr.	West Linn, Ore. / Arizona State
RB	21	Jermiah Dobbins	5-11	195	So.	Lubbock, Texas / Estacado HS
	14	Rovaughn Banks Jr.	5-10	200	Fr.	Tulsa, Okla. / Union HS
WR	5	Tristan Golightly	6-4	205	So.	Mesquite, Texas / Kansas
	0	Zarak Scruggs	6-2	200	Sr.	Eatonville, Wash. / New Mexico
WR	18	Kendall Catalon	5-10	180	Sr.	Mansfield, Texas / Arkansas
	13	Blayne Taylor	6-5	205	So.	Saginaw, Texas / Cisco College
WR	8	Kobe Clark	5-11	175	Sr.	Sweetwater, Texas / Sweetwater HS
	9	Davion Johnson	5-8	170	Jr.	Bedford Heights, Ohio / Southwestern CC
TE	83	Colt Cooper	6-4	245	R-Fr.	Quinlan, Texas / Ford HS
	88	Jed Castles	6-6	235	R-Fr.	Wichita Falls, Texas / Texas Tech
LT	74	Reese Moore	6-6	290	So.	Seminole, Texas / Texas
	61	Dylan Kinney	6-3	305	Fr.	Richmond, Texas / Travis HS
LG	55	Alan Hatten	6-3	305	So.	Great Meadows, N.J. / Lackawanna College
	76	Joziah Fogle	6-4	335	Fr.	Spring, Texas / Spring HS
C	70	Tay Yanta	6-5	350	R-Fr.	Falls City, Texas / Texas Tech
	72	Femi Sakiri	6-3	305	R-Fr.	Roanoke, Texas / UConn
RG	59	Jacob Thielen	6-4	305	So.	Broomfield, Colo. / Faith Christian Academy
	67	Wyatt Tate	6-6	305	So.	Sequin, Texas / Navarro HS
RT	66	Dylan Howerton	6-5	290	So.	Katy, Texas / Katy HS
	75	Rafti Ghirmai	6-5	320	Jr.	Frisco, Texas / Texas

ABILENE CHRISTIAN DEFENSE

DE	13	Alexander Duke	6-4	245	Sr.	Bellaire, Texas / Houston
	50	Damion Hart	6-3	245	So.	Cibola, Texas / Steele HS
DT	98	David Oke	6-2	275	Fr.	Houston, Texas / Alief Hasting HS
	99	Colby Warkentin	6-6	260	R-Fr.	Bakersfield, Calif. / Fresno State
DT	97	Will Morgan	6-3	305	Jr.	Forney, Texas / Forney HS
	93	Landon Eades	6-3	300	Fr.	Boerne, Texas / Samuel V Champion HS
DE	0	Tyrin Bradley	6-4	255	So.	Lubbock, Texas / Monterey HS
	13	Alexander Duke	6-4	245	Sr.	Bellaire, Texas / Houston
OLB	24	Darius Moore	6-1	235	So.	El Reno, Okla.
	9	Chike Nwankwo	6-2	230	Jr.	Bridgewater, N.J. / Rutgers
MLB	42	Reese Young	6-1	220	Fr.	Stephenville, Texas / Stephenville HS
	35	Ethan Taite	6-3	205	So.	Frisco, Texas / Independence HS
OLB	30	Tory Hargrove	5-11	210	Sr.	Arlington, Texas / Cisco College
	25	Izaiah Kelley	6-2	210	So.	Lubbock, Texas / SMU
CB	4	Anthony Egbo Jr.	5-8	190	Jr.	Richmond, Texas / Foster HS
	23	Patrick Jolly	6-2	185	Jr.	Tampa, Fla. / UCLA
S	3	Abner Dubar	6-2	175	R-Fr.	Anna, Texas / Minnesota
	2	Peyton Mansell	6-2	220	Sr.	Belton, Texas / Iowa
S	7	Elijah Moffett	6-2	205	So.	Selma, Texas / Veterans Memorial HS
	5	Trey Adams	5-10	200	Jr.	Corvallis, Ore. / Northern Colorado
CB	20	Brandon Ramsey	6-0	190	Fr.	Owasso, Okla. / Owasso HS
	12	Triston Anderson	6-2	195	Jr.	Houston, Texas / UNLV

ABILENE CHRISTIAN SPECIAL TEAMS

K	37	Blair Zepeda	5-11	210	Jr.	Richardson, Texas / Plano East Senior HS
	48	Grant Nickel	6-0	170	Fr.	Spring, Texas / Texas Tech
P	27	Logan Burke	5-11	200	Sr.	Katy, Texas / Navarro College
	48	Grant Nickel	6-0	170	Fr.	Spring, Texas / Texas Tech
H	27	Logan Burke	5-11	200	Sr.	Katy, Texas / Navarro College
	48	Grant Nickel	6-0	170	Fr.	Spring, Texas / Texas Tech
LS	6	Dustin Inness	5-11	195	Jr.	Phoenix / Northwest Christian HS
	83	Colt Cooper	6-4	245	R-Fr.	Quinlan, Texas / Ford HS
PR	8	Kobe Clark	5-11	175	Sr.	Sweetwater, Texas / Sweetwater HS
	18	Kendall Catalon	5-10	180	Sr.	Mansfield, Texas / Arkansas
KR	9	Davion Johnson	5-8	170	Jr.	Bedford Heights, Ohio / Southwestern CC
	0	Zarak Scruggs	6-2	200	Sr.	Eatonville, Wash. / New Mexico





ABILENE CHRISTIAN

2022 FOOTBALL GAME NOTES

THE BIG COUNTRY'S HOMETOWN TEAM

CORNERS PREVIEW WITH DB COACH JULIAN WILSON

Tell us what you've seen from you the guys in your room that you have liked so far.

We have a very competitive room. Last year, they were in more of rotation where the corners would switch off every series, but what I'm used to is your starters are going to play every drive. These guys have done such a good job of competing that I might have to change my style, which is a good thing. At the end of the day, we're building depth, and right now, the dude that runs with the threes on Monday might be running with the ones by Friday. I'm happy with the development that we've had, and everyone is getting better each day. I have eight guys in my room, and any of them could be the best on any given day. Everybody is holding each other accountable, and nobody is slacking.

How confident are you in how your guys match up in practice?

We have several receivers and tight ends over 6'0, and they might end up as one of the best receiving corps in the country. It's good that our guys see that every day. It means your technique has to be sound, and you have to work on the little things. If we were going against nobodies in practice, it would be hard for me to know where we are. Because they go against the best every day, I know I can put any of them out there.

What is something you are telling your guys every day?

"One percent." Each day, you have to find something to get one percent better at, and you can't fix everything in one day. You can't make the same mistakes. At the end of the day, it's us against the quarterback and you have to trust yourself. We are trying to change the way our guys think and emphasizing how important it is for us to make big plays. Each week in camp has progressed. We are getting more hands on the ball, more interceptions, and less drops. Gameday should be easy. Saturdays are when you showcase the work you have put in all week, and if you're nervous, it's because you didn't work hard enough. Mental focus starts on Sunday when we are previewing a team, and Saturday is when we see how we do on the test.

What can fans expect to see from the corner group this fall?

Explosive playmakers. At corner, you have to have a certain mentality, and you have to think you are the best on the field. You will see a lot of plays made on the back end. We are going to try to take away their number one receiver, and we are going to hold our own with anybody they throw out there. Watching film from last year, I thought the corner room was one of the weak points of the team, and we aren't doing that this year. We want to be a group the rest of the team can depend on. People should expect a lot of INTs, a lot of big hits, flying to the ball, and a lot of fun.

You mentioned the idea of turning a "weak point" into a strength. What has that process looked like?

When I got here, we assessed everything what we had, and then we got a couple of guys from the portal. Figuring out what makes our guys tick, what their goals are, how bad they want to win, and when you figure all that out, you're able to push them as hard as they want to be. Sometimes, you have to make them believe they have a little more in the tank.

What are the goals you have set for your group this year?

We need to have the most hands on the ball in the conference. In my last year at Texas Tech, we had four All-Conference DBs, we almost led the league in pass production, and that's the same mindset. We are going to touch the ball as many times as receivers do. We do ball drills before and after every practice. Receivers run routes all day knowing the ball is coming, but we do all these things for maybe one chance in a game, and we have to be ready for that. We need to get the ball back to our offense, and a pass breakup isn't good enough.

Let's talk about your returners. What have you seen so far from that group?

Shelby [Washington] transitioned to corner after the spring, and he's been doing a great job learning the technique and footwork, and he is making plays. Triston [Anderson] has some big playmaking ability and brings a good bit of experience. He had a big spring and continued that into the summer and fall. Roland [Williams III] understands how things are supposed to go, and he comes in every day and handles his business as an adult. It's good to have an older guy like him in the room to show the younger guys what they are supposed to do. [Anthony] Egbo [Jr.] just got put on scholarship last year, and I didn't know that at first because of the way he comes to work every day. He has a huge involvement on our campus, and if you don't like him, there's something wrong with you. I love everything he does, and he does so many things the right way. Dishon [Hall II] is another taller guy in that group who brings experience to the group. He is consistently working hard and continues to get better.

What about the newcomers?

[Brandon] Ramsey has transitioned well, and he will hold his own no matter what group we put him in. Sometimes with freshmen, you wonder how they are going to adapt to college football, but that hasn't been the case with him. [Marcus] Haskins is very versatile, and he makes plays. He's a vocal leader who's been at the FBS level, and he is bringing that mentality here. He brings a little something extra that you need in the secondary, and you can line him up anywhere. [JaDarius] Thursby is a competitive dude, he's feisty, and you're going to hear him all day, and [Patrick] Jolly is one of the longest guys we will put on the field at any position, so we are looking forward to seeing how he fits in.





ABILENE CHRISTIAN

2022 FOOTBALL GAME NOTES

THE BIG COUNTRY'S HOMETOWN TEAM

SAFETIES PREVIEW WITH DEFENSIVE COORDINATOR SKYLER CASSITY

Tell us what you've seen from the guys in your room that you have liked so far.

I have put a lot of stress on those guys, but we are continuing to get better and better. They have to be the leaders of the defense, communicate on every play, and get everybody else lined up. That's a challenge for a group with a lot of young guys, but they have risen to that. They continue to take everything I'm giving them, and they always want more. They are playing faster every day as they get more comfortable with the system. I'm never going to handicap them into being robots, but this group wants to be playmakers. This is the deepest group on the defense, and we have a lot of guys that can play some big-time snaps at this level.

What is something you are telling your guys every day?

We have to be able to operate as a group with Coach Wilson's corners, so we are constantly telling this group to be playmakers. Our guys have to understand that they are going to be put in one-on-one situations all the time. When that opportunity presents itself, we can't be afraid to make a game-changing play.

What is the biggest strength of the safety room right now?

Depth. Everybody brings something different to the table, but we all push each other every single day. One thing that's great about our room is that there isn't a comfort level in being ok with where we are, and we are continuing to get better and better. There are a bunch of guys that we are going to rely on in different situations, packages, and even special teams, so this group is going to include a bunch of major pieces.

Let's talk about your returners. What have you seen so far from that group?

[Elijah] Moffett is extremely gifted athletically. He's big, strong, powerful, and is a great tackler. We ask him to do a bunch of different things, and he does them all. He's a younger guy that we ask to lead because he already has a lot of game experience. His game gets better every single practice, and we are excited about him. Trey [Adams] is the most reliable guy, and he is incredibly coachable. Because of that, he has made a lot of plays throughout camp. He has made some hard tackles that he has had to make as the last line of defense, and he is a great communicator, so he is the voice on the back end when he is on the field.

What about the newcomers?

[Marcus] Haskins is a versatile guy that will go back and forth between corner and safety, and he is able to handle a lot of things. He is extremely good in coverage and has a knack for covering slots, and he naturally is a ball hawk. He has learned our defense quickly and understands all the motion adjustments. Dorian [Plumley] was a high school quarterback, but he is extremely athletic and continues to improve every day. The more we refine his techniques, the better he wants to be. He goes 100 miles an hour all the time, and I love that about him. Abner [Dubar] is a guy that brings a physical element into our secondary because is an extremely good tackler with a lot of athleticism. He is getting more and more comfortable, which is allowing him to play fast every week. As he gets more confidence in the scheme, he will continue to be a guy whose upside is extremely high. Kele[kolio Linton] is a guy that is one of the smaller guys in our room, but he'd be a linebacker if he could. He is going to fit every single run exactly how we want him to, and he's not afraid of anybody.

Who is the fastest guy in the room?

This is going to be an argument, but probably Moffett.

Who is going to argue with that?

Abner.

What can fans expect to see from the safety group this fall?

We have to be the quarterback of the defense. With the way our scheme is set up, we are going to put a lot of stress on our defensive backs, and we are going to ask them to make plays. People are going to see an exciting and aggressive brand of football, but we will have to execute tough situations. Flying to the football is going to be something we hang our hats on. We are going to put offenses in uncomfortable situations and try to make them operate that way. When an opposing quarterback looks at the schedule, we want them to not want to play against our defense.

What will be considered a success for this group as ACU enters its second season in the WAC?

Winning ballgames. Everything we do is to be champions. Our guys have worked hard, and I think they are going to reap the reward. In the game of football, you work 365 days a year for 11 guaranteed games. Those first few games are going to allow them to showcase what ACU is about. KP says all the time that the best is the standard, so we are going to go into every game expecting to win.





ABILENE CHRISTIAN

2022 FOOTBALL GAME NOTES

THE BIG COUNTRY'S HOMETOWN TEAM

INSIDE LINEBACKERS PREVIEW WITH ILB COACH SHANNON CARTER

Tell us what you've seen from the guys in your room that you have liked so far.

I love their size, athleticism, and eagerness to learn. We don't have a senior in the room, but they are progressing quickly. I'm biased, but I think I have the most fun group to coach. They are very mature, they come with a worker's attitude every day, and I'm excited to keep coaching them. Our strength staff deserves a lot of credit because our guys have transformed their bodies into stronger and more explosive athletes. Our linebackers will be the gladiators on the field. We are continuing to refine our fundamentals, and I expect big things once start game planning for an opponent.

Let's talk about your returners. What have you seen so far from that group?

Chike [Nwankwo] has the most experience in the room, and he played a lot of snaps last year. He provides a consistent presence of leadership. He is going to continue to help our group. Cirby [Cohaley] and Ethan [Taitte] are returners who understand the speed of college football. Ethan is more athletic and can run it down pretty good. [Derrick] Parker and Abe [Schwinn] will provide us with some depth at the position, and [Kyle] Pointer is coming off an injury season but is making some big strides.

What about the newcomers?

Darius [Moore] is a junior college guy who is an absolute brute, and Reese [Young] is coming from a high school with championship roots. Those two have already stepped up, and they will both be big plugs for us. They are the two most physical guys in the room.

What is something you are telling your guys every day?

I'm the king of catchphrases, but "PTC" – protect the core – is what they hear all the time from me. We don't want the ball to run through the core of our defense, and we want to protect the core values of the program and our university.

Who is the best tackler in the room?

Reese Young. You can tell he has played the position his whole life. He was born to be a linebacker.

What about the hardest hitter?

Darius Moore. If you walked into our room, you would know which one he is. He definitely has the most thump behind his hits.

What can fans expect to see from the inside linebackers this fall?

We will be the hardest working group on the field, and we will play with passion. I try to coach them to have a next play mentality, to be violent and to do their job. Stopping the run is a non-negotiable, but we also have a lot of pass responsibilities. In modern day football, people are going to make you defend all 53 yards, but our job is to get the ball back. We have to limit the other team's offensive plays. If you give them enough bites of the apple, they're going to find the honey hole. It's our job to limit the bites.

What is the biggest strength of the room right now?

Their "want to". They have pride in their performance, and they are incredibly coachable. They will get better as the season goes on, and it will be a glaring thing. They are a unit, they are strong, and are all good athletes. We just have to find the recipe for them.

OUTSIDE LINEBACKERS PREVIEW WITH OLB COACH CONOR DUBIN

Tell us what you've seen from your group that you have liked so far.

Football is important to them, and that's obvious. That's an important trait. They have a versatile set of skills, and it allows us to mix things up on defense. We are one position group, but we want to force Coach Cassidy and Coach Patterson to find a way to put these guys on the field. I'm excited to go into battle with these guys and see how they lean on each other. We got here in January, and it feels like we've been here for much longer without playing a real football game, so we are chomping at the bit to get out there.

What is the biggest strength of the OLBs right now?

Tory has played in WAC games, and he helps steady the boat a bit for a defense when things are uneasy, so his experience is certainly a strength. Outside of that, our athleticism and versatility are going to be huge for us. You need a wide skill set at the position, and we have guys that can cover, tackle, and blitz.

Let's talk about your returners. What have you seen so far from that group?

Tory [Hargrove] is one of the more experienced guys on our defense, so we are looking for leadership out of him. He's embraced that, and he sets the tone for the rest of the room and the defense. He's always calm, cool, and collected. He has a unique blend of physicality and athleticism, and we believe he can be an explosive playmaker for us. Jailen [Dixon] was here last year as a running back, and we had tried to get him as a linebacker at Texas Tech. We are familiar with him, and he flipped over this spring. For him, it's about learning stimulus response, and he is learning and embracing the idea of playing with his hands and getting off blocks. We have challenged him to be a three or four-team special teams guy, but we think his future is bright.

What about the newcomers?

Izaiah [Kelley] is a transfer from SMU, and he is a long, rangy athlete that can also help on blitz packages. He's comfortable in space. You don't find a lot of guys with his length that can run and strike the way he can, so we need him to be a presence. He falls under the linebacker umbrella, but he is going to provide us a lot of versatility. There's going to be a day when the bulb goes off, and when that happens, he's going to be tough to keep off the field. Tristan [Wainscott] is a true freshman and played quarterback in high school. He provides a unique perspective and vision, and he is getting acclimated to the college game. He is learning and getting better every day.

What is something you are telling your guys every day?

We want to embody the mantra of the program, so character, discipline and toughness are big for us. There will be lots of days where that carries us and helps us make a big play.

What can fans expect to see from this group on the field this fall?

Our system sets up well to showcase the variety of skills our room possesses. Whether it is in coverage or coming off the edge and trying to create TFLs, we are comfortable with what we have. We will be physical and fast, and there will be a good mix of everything.





ABILENE CHRISTIAN

2022 FOOTBALL GAME NOTES

THE BIG COUNTRY'S HOMETOWN TEAM

DEFENSIVE LINE PREVIEW WITH D-LINE COACH DAN PHILLIPS

What have you seen from your group that sticks out to you throughout fall camp?

They have adjusted to the scheme well, and we are trying to figure out exactly who can do what for us. We have a good group of returners that have some playing time to build around, and the new guys are going to be good additions to the room for multiple reasons. Overall, it's a smart and hardworking group, and they've responded well. They are always helping each other, and that's what makes us unique. We really think we're going to divvy up some reps early in the year and not fall off, which is huge for an 11-game season.

Individually, what do your returners look like?

Tyrin [Bradley] is an extremely gifted athlete, and he is a leader on this team. He has a lot of talent a huge upside. When he's focused, he is a difference maker on the field, so we are looking for big things from him. Jordan [Paup] is the experienced guy in the group, and he provides leadership and consistency. He encourages the other guys, and he does everything he is supposed to do. Will [Morgan] has probably had the best camp of the group, and he is incredibly powerful. He's getting better with his fundamentals, and he understands the game at a high level. Jack [Schultz] has done well this fall, and he has really picked it up the last two weeks. There's a sense of urgency for him to get better, and he's a big part of our room. Colby [Warkentin] is a guy with a frame that we don't have anywhere else in the room. He's understanding the scheme as we continue to bounce him around, and he continues to improve daily. Landon [Eades] has been somewhat of a surprise, and he is a perfectionist. He brings a spirit to the group on a regular basis that is great for our room, and he represents everything ACU is about. Damion [Hart] has come around and the light has come on for him. He's had a great fall camp, and he's incredibly athletic.

What about the new guys?

Alex[ander Duke] is a phenomenal football player, and he brings something to the table on third down that we didn't have. He will impact the quarterback from various positions, but we are trying to put as many tools in his pocket as we can. David [Oke] was the last recruit we signed, and he shows a ton of upside. He's young and raw, but he's got a huge burst and bright light that shines daily. He's the type of guy you build a team around. Sean [Dubose Jr.] was a highly touted guy who is doing well for us. He's learning the speed of the game at this level, and once he gets there, he'll be a productive player. Alex [Bowman Jr.] is powerful and explosive, and if you let him off the leash, he's going to go tear something up.

What's the biggest strength of the D-Line?

They're smart, they care, and they want to win. There's a good vibe in that room. We coach them hard, and they consistently respond well. It's hard to get people to come together for something that's bigger than they are, but they are figuring out how to do that. Everybody is pulling this thing in the same direction. I'm excited about what this group is going to do.

What's something you tell these guys all the time?

We talk to them about being champions and doing the right thing every single day. If you have champions in the locker room, you'll have champions on the field.

What can fans expect to see from your group?

People will see a group that has high character but has a tough demeanor on Saturdays. It's our job to create takeaways, impact the quarterback and stop the run. It's about productivity and chasing the football. We will be able to move well, and we will use our speed and explosiveness to our advantage. We are going to do more than just eat up blockers. We are going to make plays. The ball is the issue, so we bat, catch and scoop football every day. We want to overwhelm opponents with our effort.

SPECIAL TEAMS PREVIEW WITH ST COORDINATOR MATT CLARK

In your first team meeting of fall camp, you talked to the players about the importance of special teams, and we've heard KP talk about taking advantage of "momentum plays". How do you make sure to continue to stress that importance?

The biggest thing is being honest with our guys. I realize that the majority of our guys didn't come here to play special teams, so it's my job to understand that and make it easy to buy in. I have to make sure that we are simple with everything we do, but also that we are effective. We don't want to use up a whole lot of time with scheme because we want to focus on getting the fundamentals right. My dad coached in the NFL, so I got a hold of a roster breakdown that teams use, and I showed our guys what it takes to make it at that level. When you look at some of the best players that have played at ACU, the percentage of their NFL snaps that came on special teams is 20, 30, 50%, or their total snaps. One of these plays can change a game in a hurry, and we are trying to keep it fresh and have fun with it.

Blair Zepeda a guy that has scored a lot of points during his time here. What else do we need to know about the kicking game?

He has a huge leg, is smooth mechanically, has confidence, and he has a great a mindset for the job he does. He is always breaking things down technically on film, even when I am taking care of something else. He's become a leader within our group and our team, and he ensures that the work gets done. Blair takes the guesswork out of it for our offense, and that's important at the position. I liken it to playing quarterback because the level of communication and trust is different than anywhere else on the field.

Let's talk about the punting element. Is that something that can be a weapon in the battle of field position?

Logan [Burke] has a great leg and can really hang the football, and he is going to be huge for us. He's gotten so much more consistent since I've been here, and he's bought in. I knew he had a big leg before I even met him, but I didn't know how consistent he was going to be. We've asked him to emphasize hang time over distance on some of our schemes. We had a backed up punt from the one-yard line, and he hit it 50 yards and hung it up for five full seconds on a one step punt. That was something that I've never seen.

Long snapping sometimes gets lost in everything, but what can you tell us about Dustin Inness?

Dustin is awesome, and he works his tail off. We challenged him this summer to shave a tenth off his snap-to-hand time and to be more consistent. He took that challenge to heart, and you can tell that the work he put in this summer has paid off. He is so consistent and has more velocity on his snaps, and he will be great at what we ask him to do.

What about the group that might return some punts or kicks for the Wildcats?

We've got a pretty good stable of guys. We value possession of the football and catching every punt first and foremost. Kendall [Catalon] has done a lot of things for us on special teams already, and he has done a great job of being a leader of that group. Kobe [Clark] has emerged as a guy that I feel really good about back there. Behind them, Denver [Holman] and Shelby [Washington] are catching punts well, and those four guys have done a solid job.

What's the mantra of the room?

Our motto is SPF – speed, physicality and finish, but our specialists take it further and break down on "specs ops". They've done that here before, and I wasn't going to let it keep going, but they have done everything we've asked and bought in, so they can have it.





ABILENE CHRISTIAN

2022 FOOTBALL GAME NOTES

THE BIG COUNTRY'S HOMETOWN TEAM

QUARTERBACKS PREVIEW WITH OFFENSIVE COORDINATOR STEPHEN LEE

As a whole, what have you seen from the QB room so far?

It's been a very competitive fall camp, and I have some quality people in the room. These guys are all cerebral guys who are hungry to learn how our offense works. When you have the competition we have, you don't have to ask for effort. What we are doing is new conceptually to all of them, so the learning curve has been there, but we are catching up quickly to where I want them to be. We don't have any bad body language in our room, and our guys bring their A game every day. A lot of people think you can just show guys a slide show of the playbook and they'll pick it up, but I make them draw it for me. If they can teach it back to me, I know they have grasped the concept well.

This is an offense that you have run for a long time. How central is strong quarterback play going to be to the success of that offense?

He's got to be the captain of the ship. We are going to take with the defense gives us, and to do that, the quarterback has to understand a lot of things. At this position, you have to be the calmest guy in the stadium, and you need to have a next-play mentality.

What do you think is the biggest strength of your room right now?

There is a great maturity level within our group. They've all been some big things in their lives, and they all belong at this party.

Let's talk about some specific players here. Why don't we start with the returners?

Peyton [Mansell] is a student of the game, and he loves to understand the intricate details of everything. When I recruit a quarterback, I want a guy that wants the ball at the end of the game, and that's Peyton. He doesn't want to hope something happens, but he wants to take charge and be the guy that makes that play. Trevor [Baker] has improved a ton in the last eight months or so. When I got here, he hadn't been exposed to a lot on the football field, but he has grown and learned a lot in a short time. If he stays around, I think he factors in well.

What about the guys who are new to ACU?

Maverick [McIvor] has an unbelievable arm. We are teaching him how we want him to study film, learn, and take notes. His arm is gifted, and he has a quick release. He just knows where to go with the football. We are very excited about his upside. Ethan [Long] is a guy that I love to watch compete, and he is an extremely high character young man. He comes to practice every day with a smile on his face, and he genuinely wants to get better. Carter [Highhouse] came to use this summer, and he is service-oriented and adds quality to our room. He does everything we ask, and we are glad he's here with us.

Who's got the biggest arm in the room?

Maverick. No doubt.

Outside of the obvious things, what are you looking for in your starting quarterback?

Confidence and a winning spirit. I don't care if it's an eating contest. I want a winner.

What can fans expect to see from ACU quarterbacks this fall?

I want to see a competitive guy that is calm within his emotion. I want our quarterback to be excited when his teammates do well. I want little kids to see our guys and want to be quarterbacks. When you chose to be a QB, you accepted that role.

TIGHT ENDS PREVIEW WITH TE COACH MATT CLARK

Tell us what you've seen from the tight ends that you have liked so far.

It's an exciting group, and I think it's going to be a fun combination of guys on the field. We have a lot of guys that we can put on the field and have success with. We are physical in the run game and have shown the ability to be weapons in the passing game. Figuring out roles for each of them is going to present a challenge, but we feel good about everyone in the room. We will take everything we can get our hands on, and we think that will help our roles grow moving forward.

What can fans expect to see from ACU tight ends this fall?

More than anything, they will see an effort level and intensity in everything we do. Our guys are deep into fall camp, and they are still bringing that every day. People should also see our versatility. It's going to be fun to see how we can utilize these guys and keep defenses off balance.

Let's talk about your returners. What have you seen so far from that group?

Colt [Cooper] has transitioned a great spring into a really strong fall camp, and he has become the complete player we thought he was capable of being. He is physical and strong, but he has developed his receiving and route running. Noah [Caldwell] might be having the most consistent camp of anyone, and he does some things naturally in the run game that are hard to teach. He has more strength than most people think, and we are excited about him. Grant [Miles] does a great job at the line of scrimmage, and once he gets his hands on you, it's hard to get away from him. Rece [Stafford] is one of my favorite people to be around, and he doesn't get enough credit for his athleticism. He's strong, he can run, and he's unafraid to hit. We love having him in our room. Easton [Myrick] has changed positions and is still learning the ropes of being a tight end, but we are excited about his development.

What about the newcomers?

Jed [Castles] played X receiver in high school, and we moved him to tight end at Texas Tech last year. He will be a huge weapon in the pass game, and his natural abilities provide some uniqueness to the position room. Chidubem [Lebechi] is an exciting player who has a great football IQ and continues to pick things up well. He doesn't have to take a rep at something to see it and translate it, so he is going to be fun to develop.

What is the biggest strength this group has right now?

We are willing blockers on the line of scrimmage, and we have some ability to be adaptable and versatile. I love the mentality of our room, and it's one of the better groups I have been around. They are fun to be around, and I really think that they can be the leaders of the offense. I still think football is a big person's game, so our size is awesome. Having big guys that can be versatile lined up as a tight end is going to be a hard matchup for opposing defenses.





ABILENE CHRISTIAN

2022 FOOTBALL GAME NOTES

THE BIG COUNTRY'S HOMETOWN TEAM

RUNNING BACKS PREVIEW WITH ACU HALL OF FAMER JERALE BADON

Tell us what you've seen from the guys in your room that you have liked so far.

The consistency that they are learning the offense with, and their willingness to get better every day at practice. When they have to fix something, they fix it right then. They are upbeat, and I don't have to wait until after practice to try to correct things. They understand that I'm trying to get them better. They don't get enough praise from me, but they know that I have their back.

What is the biggest strength of the running back room right now?

Depth. We have seven guys in there that can get in the game and function well for us. We are going to need everyone in the room. We don't have a huge drop-off from one guy to the next, and we are going to be competitive at that position. We are only as good as our fifth and sixth-string guys. They have done a great job picking up the offense and helping each other out, and they are consistent in the details. We have a "next guy up" mentality, and we take care of each other. They each understand how they fit into the group.

Let's talk about your returners. What have you seen so far from that group?

Ant[hony Smith] is probably the most consistent so far, and he's lost 10 or 15 pounds since the spring. He is explosive, and he has gotten a lot faster. He is making the runs he wasn't making in the spring, and it's been awesome to see. Tyrese [White] is a fast, explosive back. He overthinks sometimes, but that's where his speed takes over. He just has to be patient, but he is getting a lot better. [Jermiah] Dobbins can catch out of the backfield, and he has gotten better the last couple of practices. I'd expect to see that continue as we get closer to the season. [Kendall] Jimerson is getting confident in his abilities, and he's done everything I've asked him to do so far.

What about the newcomers?

[Xavier] Wishert is a great guy to have in the room, and he's a bigger back. He's savvy, and he understands what the backfield is supposed to look like. He has embraced his role and is doing a great job of lighting up our running back room. Rovaughn [Banks Jr.] has track speed, and he has done a great job of learning our offense. He has put on a few pounds of muscle, and he is going to be a huge part of some explosive plays. Malachi [Medlock] is a huge running back who ran downhill in high school, so we want him to do the same thing here.

What is something you are telling your guys every day?

"Lock in." We can let the defensive guys be a little bit more rah-rah, but offensively, we have to be more cognitive in the scheme of what we are trying to do. You have to be physical and know what's going on. It started as "APB – all-purpose back", but this camp season, I wanted them to focus a little more on the details of what we're trying to do.

Who is the fastest guy in the room?

It's got to be Rovaughn. He'll take a five-yard play and turn it into 60 in a hurry.

Best pass blocker?

Ant. We've even been using him as a personal protector on punts, and he's done a great job embracing that type of role.

Best pass catcher?

That's probably Ant, too, but he and Rovaughn are right there neck and neck. Dobbins has picked it up a bit, and Wishert hasn't dropped a ball yet.

What can fans expect to see from the running backs this fall?

Running backs will be a huge part of our offense, and we are going to take what the defense gives us. If the other team packs the box, we have to throw out of that, but if they want to drop back, we have to be able to make them pay for those coverages. We want to come out and be physical, and we have a chance to be the most solid group fundamentally on the offense. They are going to be able to count on us, and we are going to hold ourselves accountable. I'm not going to take out the hot hand out of the game, but each of our guys will be ready when their number is called.

What will be considered a success for this group as ACU enters its second season in the WAC?

How well we do our job as far as assignment, alignment and technique. We are going to have some successful plays, but there are going to be times when we do the same things and don't have success. I want our backs be physical and to see our mentality be where it needs to be as a group.

What are some goals you and your guys have for this fall?

We want to be the most physical group on the field, be able to catch out of the backfield, and we want don't want to be the reason a play is busted. Most importantly, we are going to protect the football. That has to be our main priority.

As somebody who has played at ACU, what are you most looking forward to in your first year of college coaching?

The atmosphere. I've been at Abilene High for four years, and we always come to watch the Wildcats on Saturdays. It's going to be totally different on the field and in the stadium. We have invested so much in these guys since January. Feeling the excitement when we come out of the tunnel is going to have a different feel.





ABILENE CHRISTIAN

2022 FOOTBALL GAME NOTES

THE BIG COUNTRY'S HOMETOWN TEAM

WIDE RECEIVER PREVIEW WITH WR COACH STEVEN THRASH

Tell us what you've seen from the guys in your room that you have liked so far.

This is one of the deeper groups I have coached, and there is not a big drop off from one through ten. We've got some guys that have elevated themselves, but we have some starters that can be difference makers and guys that will come off the bench and make an impact. I like the way we have grown since June. We are going to be able to play a bunch of guys, and with our offense and our quality of depth, we are comfortable with where we are.

Let's talk about your returners. What have you seen so far from that group?

Kobe [Clark] has been here and has a chance to break some records this year. He's very savvy and smooth, and he understands the game at a high level. He is a guy we can throw the ball to and know he is going to be in the right spots. Davion [Johnson] is an explosive guy, and we want to find ways to put the ball in his hands and let him do his thing. Cooper [McCasland] is an athletic guy who has worked his way up the depth chart, and Taelyn [Williams] does so many things right and has had a great fall camp. Dax [Neece] and Denver [Holman] have played a lot of football here, and you know you're going to get that Big Country, blue collar kind of work from them. I'm very pleased with the progress that those six have made since January.

What about the newcomers?

I like everything about Tristan [Golightly]. He's a big guy that can stretch the field, has very good ball skills, and he has a coach's mind. He's got a chance to be an All-American performer because he's one of the most explosive guys in the country. Blayne [Taylor] is a junior college guy that we thought initially might need some work, but he has gotten better faster than we expected. He's 6'5 and has huge hands, but he is one of the fastest guys in the room and will be a bright spot for us. Kendall [Catalon] might be our best player on the offensive side of the ball, and I love his intangibles. He brings leadership, and he can play anywhere we put him. He is so savvy and mature, and that allows him to do some things that other guys can't. Kendall will be a big part of who we are on and off the field. Zarak [Scruggs] is an experienced guy who can stretch the field and works incredibly hard. He is growing early in camp, but when he puts it all together, he is going to be fun to watch.

Who is the fastest guy in your room?

We had this debate just the other day. Davion is the fastest, but Blayne covers ground very quickly.

Best hands?

Kendall and Kobe are 1A and 1B on that one.

What is something you are telling your guys every day?

We have to be the catalyst. With the offense we run, we have to get chunk plays, and it typically comes from our position. Little things lead to big things. When we don't make big plays, it becomes harder to move the ball as efficiently as we want to, but when we are making them, we should be lighting up the scoreboard.

What can fans expect to see from ACU wideouts this fall?

We want to lead the conference in explosive plays, and if we are able to do that, that means we are pretty good offensively. We want to embody character, discipline, and toughness in our play. A good chunk of what we run will feature three receivers on the field, but we will mix that up a decent amount.





ABILENE CHRISTIAN

2022 FOOTBALL GAME NOTES

THE BIG COUNTRY'S HOMETOWN TEAM

OFFENSIVE LINE PREVIEW WITH O-LINE COACH RYAN PUGH

What have you seen so far from the guys in the OL room?

Our guys have come with the right mindset to get better every day, and that was the challenge heading into fall camp. We want to control what we can control, elevate our game, and change our brand of who we are. Day by day, we have taken steps forward, and we have a lot of new faces, but our guys are making strides. We're looking for versatility to find the right ten guys to get on the bus, and then we just have to put them in the right seats. Right now, we're having a tough time figuring out who the best five are, which is a good problem to have.

What's your biggest strength?

Depth. We have a lot of guys competing, and there's a mutual love of football in that room. The expectations I have for them are high, and I want them to expect that of themselves. There have been a lot of position battles, and there's some really talented players in that group. We just have to make sure the talent matches the production. It's a thankless job to play O-Line, but we have a fun group.

What do your returners bring to the table?

Reese [Moore] comes to work every day, and sometimes you don't even know he's out there because he isn't a rah rah guy. He leads by example, and he has a worker's approach to everything. You never have to worry about if he's going to have a bad day. He's had a great offseason, and he's playing with a ton of confidence. Jacob [Thielen] has taken on a vocal role, and you know you are going to feel his emotion and his energy. He never gets tired, he's tough as nails, and he's a guy you love to coach. He tries to do it exactly right every time, and you don't have to say anything when it's wrong because he's already working on correcting it. He has been an anchor point since we got here in the spring. Alan [Hatten] has had a great offseason. Following the spring, I challenged him to go above and beyond in the weight room, and he came into camp in great shape and with a renewed focus. He's played a multitude of positions throughout the fall, and he's become more consistent as a player. He's put himself in a position to compete, and there will definitely be a role for him. Peyton [Girty] is a tough young man who has focused on his strength and flexibility in the offseason. He wants to do everything right, and you know he is going to give you his best effort all the time. He's a no-nonsense guy, and he's always ready when his number is called. He has turned into a reliable guy for us. Dylan [Howerton] is starting to play with more confidence, and he has a ton of athleticism. He takes pride in his game, and he's had a solid camp. Wyatt [Tate] has done some things well in camp, and he has put himself in a battle for the top ten. CJ [Zotz] has played all five positions, and he's a quiet but solid player. I love coaching him because you know he is going to be prepared. Cohen [Carpenter] has had a good camp, and he has gone through a body composition change over the last eight months that's allowed him to perform better than anticipated. He's always going to keep me on my toes, and I enjoy getting to coach him. Ty [Smith] has all the athletic ability in the world, but the biggest things with him are going to be strength and confidence. We are looking for him to continue to elevate his game. Jackson [Andrews] is continuing to work hard for us, and we love seeing him out there on the field.

Let's get to the new guys.

Femi [Sakiri] got here in the spring and hit the ground running. He's very mature and works incredibly hard. He gives himself a chance to be successful because he is smart, strong and versatile. I love having him in the room, and he's got a bright future ahead of him. He's going to play himself into a role for us this fall. Trent [Pullen] is a guy I recruited out of high school, and he has answered the call of getting stronger in the weight room. I have to push him a little bit, but he's still a young player who is getting better every single day. Rafiti [Ghirmai] comes to us from Texas and had a great offseason. We coach him hard, and he's always the most exasperated at the end of practice. He didn't have the luxury of having the practices in the spring, but he's done a great job of adapting. Joziah [Fogle] is a true freshman who is a mountain of a man and has had a tremendous camp. He has seen time at multiple positions and with multiple groups, and he makes his adjustments right away. He's been even better than we thought he would be. Dylan [Kinney] has a good pedigree and is a smart player, and talking football with him makes it easy to see how much he loves the game. He competes at a high level, and I anticipate that he will continue to progress. Tay [Yanta] had a prior relationship with a bunch of coaches on our staff, and he has been a big bright spot for us so far. He is tough, smart and loves the game of football. He brings a different skill set and a lot of size, and he's had a great camp so far.

How do you keep your group motivated?

They have strength in numbers, and they have strength in size. On the championship teams I've been a part of, the offensive line takes a big brother approach to the whole team. As you go throughout the season, everybody is always intrigued with the O-Line. They have so much respect in the locker room because of their job and how they go about their business. It's a different group because we get to play with five guys, but it takes kind of a wolfpack mentality. The biggest thing is being honest with them. I want to tell them when they are on their best game, and I need to be able to tell them when they're not. The closeness in our room has allowed us to challenge these guys each day, but it's my job to make sure we keep the hunger.



2022 Abilene Christian University Football Overall Statistics (as of Oct 30, 2022)

Team Statistics	ACU	OPP
SCORING	216	171
Points Per Game	27.00	21.38
FIRST DOWNS	172	135
Rushing	71	55
Passing	85	71
Penalty	16	9
RUSHING YARDAGE	1312	934
Yards gained	1531	1116
Yards lost	219	182
Attempts	306	239
Avg Per Attempt	4.3	3.9
Avg Per Game	164.0	116.8
TDs Rushing	14	7
PASSING YARDAGE	1852	1839
Att-Comp-Int	282-160-7	280-153-5
Avg Per Attempt	6.57	6.57
Avg Per Catch	11.58	12.02
Avg Per Game	231.50	229.88
TDs Passing	13	12
TOTAL OFFENSE	3164	2773
Total Plays	588	519
Avg Per Play	5.4	5.3
Avg Per Game	395.5	346.6
KICK RETURNS: #-YARDS	16-419	8-177
PUNT RETURNS: #-YARDS	13-105	18-233
INT RETURNS: #-YARDS	5-61	7-58
KICK RETURN AVERAGE	26.19	22.13
PUNT RETURN AVERAGE	8.08	12.94
INT RETURN AVERAGE	12.20	8.29
FUMBLES-LOST	9-3	5-4
PENALTIES-YARDS	39-365	48-403
Avg Per Game	45.63	50.38
PUNTS-YARDS	42-1618	44-1930
Avg Per Punt	38.52	43.86
Net Punt Avg	32.50	40.11
KICKOFFS-YARDS	43-2661	36-2130
Avg Per Kick	61.88	59.17
Net Kick Avg	43.81	38.08
TIME OF POSSESSION	04:01:57	03:42:46
Per Game	30:15	27:51
3RD-DOWN CONVERSIONS	56-125	32-109
3rd-Down Pct	44.80 %	29.36 %
4TH-DOWN CONVERSIONS	4-7	7-16
4th-Down Pct	57.14 %	43.75 %
SACKS BY-YARDS	15-88	19-136
MISC YARDS	-5	51
TOUCHDOWNS SCORED	28	20
FIELD GOALS-ATTEMPTS	7-16	10-17
ON-SIDE KICKS	0-0	0-0
RED-ZONE SCORES	28-34	19-23
RED-ZONE TOUCHDOWNS	22-34	13-23
PAT-ATTEMPTS	27-28	19-19
ATTENDANCE	29,581	60,477
Dates-Avg Per Date	4-7,395	4-15,119
Neutral Site #-Avg	-	0-0

Conf	Date	Opponent	WL	Score	Record	Time	Attend
	9/1/2022	LAMAR	W	28-14	1-0	3:22	5,413
	9/10/2022	PRAIRIE VIEW A&M	W	21-13	2-0	3:06	6,236
	09/17/2022	at Missouri	L	17-34	2-1 , 0-0	03:23	53,253
	9/24/2022	WESTERN NEW MEXICO	W	34-7	3-1	3:11	7,703
*	10/01/2022	at Utah Tech	W	26-10	4-1 , 1-0	03:44	0
	10/8/2022	at SFA	L	38-41	4-2	3:39	7,224
*	10/14/2022	SOUTHERN UTAH	W	21-18	5-2 , 2-0	3:09	10,229
	10/29/2022	at North Dakota	L	31-34	5-3 , 2-1	03:27	0

* = Conference game

Score by Quarters	1st	2nd	3rd	4th	Total
Abilene Christian	34	69	37	76	216
Opponents	62	46	35	28	171

2022 Abilene Christian University Football Overall Statistics (as of Oct 30, 2022)

#	Rushing	GP	ATT	GAIN	LOSS	NET	AVG	TD	LG	AVG/G
21	Dobbins, Jermiah	8	136	768	44	724	5.3	7	59	90.50
14	Banks Jr., Rovaughn	7	81	346	20	326	4.0	4	28	46.57
20	Smith, Anthony	1	10	65	0	65	6.5	1	14	65.00
2	Mansell, Peyton	6	4	50	0	50	12.5	0	46	8.33
1	McIvor, Maverick	8	41	150	100	50	1.2	1	22	6.25
18	Catalon, Kendall	8	2	38	0	38	19.0	1	37	4.75
22	Medlock, Malachi	4	5	25	3	22	4.4	0	8	5.50
5	Golightly, Tristan	8	2	17	0	17	8.5	0	9	2.13
74	Moore, Reese	7	0	15	0	15	15.0	0	0	2.14
9	Johnson, Davion	8	1	13	0	13	13.0	0	13	1.63
24	White, Tyrese	5	3	8	0	8	2.7	0	4	1.60
4	Long, Ethan	3	13	36	43	-7	-0.5	0	18	-2.33
	Team	7	8	0	9	-9	-1.1	0	0	-1.29
	Total	8	306	1531	219	1312	4.3	14	59	164.00
	Opponents	8	239	1116	182	934	3.9	7	31	116.75

#	Passing	GP	Rating	COMP-ATT-INT	PCT	YDS	TD	LG	AVG/G
1	McIvor, Maverick	8	124.58	130-224-7	58.04 %	1509	11	49	188.63
4	Long, Ethan	3	114.76	30-57-0	52.63 %	343	2	39	114.33
2	Mansell, Peyton	6	0.00	0-1-0	0.00 %	0	0	0	0.00
	Total	8	122.15	160-282-7	56.74 %	1852	13	49	231.50
	Opponents	8	120.38	153-280-5	54.64 %	1839	12	79	229.88

#	Receiving	GP	NO	YDS	AVG	TD	LG	AVG/G
5	Golightly, Tristan	8	25	439	17.56	2	43	54.88
8	Clark, Kobe	8	44	431	9.80	5	26	53.88
13	Taylor, Blayne	8	17	260	15.29	2	49	32.50
18	Catalon, Kendall	8	18	224	12.44	1	30	28.00
9	Johnson, Davion	8	8	88	11.00	0	28	11.00
85	Ballard, Patrick	5	3	73	24.33	0	39	14.60
14	Banks Jr., Rovaughn	7	7	63	9.00	0	30	9.00
21	Dobbins, Jermiah	8	9	61	6.78	0	14	7.63
81	Caldwell, Noah	8	8	60	7.50	1	14	7.50
83	Cooper, Colt	8	7	54	7.71	0	25	6.75
88	Castles, Jed	9	7	50	7.14	1	15	5.56
0	Scruggs, Zarak	5	3	39	13.00	0	19	7.80
20	Smith, Anthony	1	2	11	5.50	0	7	11.00
36	Stafford, Rece	8	1	3	3.00	1	3	0.38
22	Medlock, Malachi	4	1	-4	-4.00	0	0	-1.00
	Total	8	160	1852	11.58	13	49	231.50
	Opponents	8	153	1851	12.10	12	79	231.38

#	Punt Returns	NO	YRDS	AVG	TD	LG
18	Catalon, Kendall	13	105	8.08	0	26
	Total	13	105	8.08	0	26
	Opponents	18	233	12.94	1	78

#	Interceptions	NO	YRDS	AVG	TD	LG
7	Moffett, Elijah	1	37	37.00	0	37
2	Mansell, Peyton	1	24	24.00	0	24
3	Dubar, Abner	1	0	0.00	0	0
23	Jolly, Patrick	1	0	0.00	0	0
15	Williams III, Roland	1	0	0.00	0	0
	Total	5	61	12.20	0	37
	Opponents	7	58	8.29	0	26

#	Kick Returns	NO	YRDS	AVG	TD	LG
9	Johnson, Davion	9	314	34.89	0	91
21	Dobbins, Jermiah	2	31	15.50	0	24
24	White, Tyrese	1	24	24.00	0	24
0	Scruggs, Zarak	1	14	14.00	0	14
8	Clark, Kobe	1	13	13.00	0	13
36	Stafford, Rece	1	13	13.00	0	13
2	Mansell, Peyton	1	10	10.00	0	10
	Total	16	419	26.19	0	91
	Opponents	8	177	22.13	0	44

#	Fumble Returns	NO	YRDS	AVG	TD	LG
13	Duke, Alexander	1	0	0.00	1	0
	Total	1	0	0.00	1	0
	Opponents	0	0	0	0	0

2022 Abilene Christian University Football Overall Statistics (as of Oct 30, 2022)

#	Scoring	TD	FG	PAT					SAF	PTS
				KICK	RUSH	RCV	PASS	DXP		
37	Zepeda, Blair	—	7	27-28	—	—	—	—	—	48
21	Dobbins, Jermiah	7	—	—	—	—	—	—	—	42
8	Clark, Kobe	5	—	—	—	—	—	—	—	30
14	Banks Jr., Rovaughn	4	—	—	—	—	—	—	—	24
18	Catalon, Kendall	2	—	—	—	—	—	—	—	12
5	Golightly, Tristan	2	—	—	—	—	—	—	—	12
13	Taylor, Blayne	2	—	—	—	—	—	—	—	12
81	Caldwell, Noah	1	—	—	—	—	—	—	—	6
88	Castles, Jed	1	—	—	—	—	—	—	—	6
13	Duke, Alexander	1	—	—	—	—	—	—	—	6
1	McIvor, Maverick	1	—	—	—	—	—	—	—	6
20	Smith, Anthony	1	—	—	—	—	—	—	—	6
36	Stafford, Rece	1	—	—	—	—	—	—	—	6
Total		28	7	27-28	—	—	—	—	—	216
Opponents		20	10	19-19	—	1	1-1	—	—	171

#	Field Goals	FGM-FGA	PCT	I20	20-29	30-39	40-49	50+	LG	BLK
37	Zepeda, Blair	7-16	43.75 %	0-0	2-2	4-7	1-5	0-2	44	1
Total		7-16	43.75 %	0-0	2-2	4-7	1-5	0-2	44	1
Opponents		10-17	58.82 %	0-1	2-4	2-3	2-3	4-6	52	1

FG Sequence	Abilene Christian	Opponents
Lamar	42,44,51	-
Prairie View A&M	-	47,(46),(47)
Missouri	(39)	(31),52,39,(52)
Western New Mexico	(44),48,(25)	42
Utah Tech	(37),(30),35,38	(21),34
SFA	35,(24),54	(22),(51)
Southern Utah	44	(28),34
North Dakota	(30)	(20),44,(34)

Numbers in (parentheses) indicate field goal was made.

#	Total Offense	G	Plays	Rush	Pass	Total	AVG/G
1	McIvor, Maverick	8	265	50	1509	1559	194.88
21	Dobbins, Jermiah	8	136	724	0	724	90.50
4	Long, Ethan	3	70	-7	343	336	112.00
14	Banks Jr., Rovaughn	7	81	326	0	326	46.57
20	Smith, Anthony	1	10	65	0	65	65.00
2	Mansell, Peyton	6	5	50	0	50	8.33
18	Catalon, Kendall	8	2	38	0	38	4.75
22	Medlock, Malachi	4	5	22	0	22	5.50
5	Golightly, Tristan	8	2	17	0	17	2.13
74	Moore, Reese	7	0	15	0	15	2.14
9	Johnson, Davion	8	1	13	0	13	1.63
24	White, Tyrese	5	3	8	0	8	1.60
Team		7	8	-9	0	-9	-1.29
Total		8	588	1312	1852	3164	395.50
Opponents		8	519	934	1839	2773	346.63

#	Punting	NO	YDS	AVG	LG	TB	FC	I20	50+	BLK
27	Burke, Logan	38	1580	41.58	54	1	12	8	5	3
Team		3	0	0.00	0	0	0	0	0	0
2	Mansell, Peyton	1	38	38.00	38	0	1	1	0	0
Total		42	1618	38.52	54	1	13	9	5	3
Opponents		43	1884	43.81	63	3	16	11	13	0

#	Kickoffs	NO	YDS	AVG	TB	OB
37	Zepeda, Blair	43	2661	61.9	30	1
Total		43	2661	61.9	30	1
Opponents		36	2130	59.2	17	0

**2022 Abilene Christian University Football
Overall Statistics (as of Oct 30, 2022)**

#	All Purpose	G	RUSH	RCV	PR	KR	IR	Total	AVG/G
21	Dobbins, Jermiah	8	724	61	0	31	0	816	102.00
5	Golightly, Tristan	8	17	439	0	0	0	456	57.00
8	Clark, Kobe	8	0	431	0	13	0	444	55.50
9	Johnson, Davion	8	13	88	0	314	0	415	51.88
14	Banks Jr., Rovaughn	7	326	63	0	0	0	389	55.57
18	Catalon, Kendall	8	38	224	105	0	0	367	45.88
13	Taylor, Blayne	8	0	260	0	0	0	260	32.50
2	Mansell, Peyton	6	50	0	0	10	24	84	14.00
20	Smith, Anthony	1	65	11	0	0	0	76	76.00
85	Ballard, Patrick	5	0	73	0	0	0	73	14.60
81	Caldwell, Noah	8	0	60	0	0	0	60	7.50
83	Cooper, Colt	8	0	54	0	0	0	54	6.75
0	Scruggs, Zarak	5	0	39	0	14	0	53	10.60
1	McIvor, Maverick	8	50	0	0	0	0	50	6.25
88	Castles, Jed	9	0	50	0	0	0	50	5.56
7	Moffett, Elijah	8	0	0	0	0	37	37	4.63
24	White, Tyrese	5	8	0	0	24	0	32	6.40
22	Medlock, Malachi	4	22	-4	0	0	0	18	4.50
36	Stafford, Rece	8	0	3	0	13	0	16	2.00
74	Moore, Reese	7	15	0	0	0	0	15	2.14
4	Long, Ethan	3	-7	0	0	0	0	-7	-2.33
	Team	7	-9	0	0	0	0	-9	-1.29
	Total	9	1312	1852	105	419	61	3749	416.56
	Opponents	8	934	1851	233	177	58	3253	406.63

2022 Abilene Christian University Football
Overall Statistics (as of Oct 30, 2022)

#	Defensive Leaders	GP	Tackles				Sacks NO-YDS	Pass Defense			Fumbles		Blocked	
			Solo	ASST	TOT	TFL-YDS		INT-YDS	BU	QBH	RCV-YDS	FF	KICK	SAF
0	Bradley, Tyrin	8	15	20	35.0	8.0-35	3.0-24	—	1	10	—	1	—	—
42	Young, Reese	8	19	15	34.0	5.5-13	2.0-10	—	—	2	—	—	—	—
7	Moffett, Elijah	8	19	14	33.0	2.0-4	—	1-37	3	—	—	—	—	—
30	Hargrove, Tory	8	21	11	32.0	6.5-32	3.0-20	—	2	5	—	1	—	—
3	Dubar, Abner	8	25	4	29.0	—	—	1-0	3	—	—	—	—	—
9	Nwankwo, Chike	8	16	11	27.0	3.0-9	—	—	1	5	—	—	—	—
45	Paup, Jordan	8	12	15	27.0	3.0-6	1.5-2	—	3	4	1-0	—	—	—
24	Moore, Darius	8	16	9	25.0	2.0-7	—	—	—	2	—	—	—	—
12	Anderson, Triston	8	19	5	24.0	—	—	—	2	—	—	—	—	—
97	Morgan, William	8	13	10	23.0	9.0-20	1.0-3	—	1	5	—	—	—	—
23	Jolly, Patrick	8	16	3	19.0	—	—	1-0	4	—	—	—	—	—
4	Egbo, Jr. , Anthony	7	14	4	18.0	1.0-2	—	—	4	—	—	—	1	—
25	Kelley, Izaiah	7	11	5	16.0	—	—	—	—	—	—	—	—	—
46	Coheley, Cirby	8	8	7	15.0	—	—	—	—	1	—	—	—	—
95	Schultz, Jack	8	8	5	13.0	4.0-14	1.0-10	—	1	1	—	—	—	—
35	Taite, Ethan	8	8	3	11.0	1.0-1	—	—	—	1	—	—	—	—
19	Plumley, Dorian	4	6	4	10.0	—	—	—	—	—	—	—	—	—
8	Thursby, JaDarius	6	3	7	10.0	0.5-1	—	—	—	—	—	—	—	—
98	Oke, David	7	2	5	7.0	1.0-9	1.0-9	—	—	—	—	1	—	—
13	Duke, Alexander	7	4	2	6.0	0.5-2	0.5-2	—	—	3	1-0	—	—	—
50	Hart, Damion	8	3	2	5.0	3.0-10	1.0-7	—	—	8	—	—	—	—
24	White, Tyrese	5	1	3	4.0	—	—	—	—	—	—	—	—	—
15	Williams III, Roland	8	4	—	4.0	—	—	1-0	4	—	—	—	—	—
41	Marshall, T.J.	7	2	1	3.0	1.0-1	1.0-1	—	—	—	—	—	—	—
83	Cooper, Colt	8	1	1	2.0	—	—	—	—	—	—	—	—	—
6	Inness, Dustin	8	—	2	2.0	—	—	—	1	—	1-0	—	—	—
47	Parker, Derrick	3	2	—	2.0	—	—	—	—	—	—	—	—	—
36	Stafford, Rece	8	2	—	2.0	—	—	—	—	—	—	—	—	—
6	Williams, Taelyn	5	2	—	2.0	1.0-13	—	—	—	—	—	—	—	—
90	Bowman Jr. , Alex	2	1	—	1.0	—	—	—	—	—	—	—	—	—
43	Brannon, John	4	1	—	1.0	—	—	—	—	—	—	—	—	—
27	Burke, Logan	8	1	—	1.0	—	—	—	—	—	—	—	—	—
93	Eades, Landon	5	1	—	1.0	—	—	—	1	—	—	—	—	—
76	Fogle, Joziah	5	1	—	1.0	—	—	—	—	—	—	—	—	—
8	Clark, Kobe	8	1	—	1.0	—	—	—	—	—	—	—	—	—
4	Long, Ethan	3	—	1	1.0	—	—	—	—	—	—	—	—	—
82	McCasland, Cooper	5	—	1	1.0	—	—	—	—	—	—	—	—	—
19	Neece, Dax	3	1	—	1.0	—	—	—	—	—	—	—	—	—
58	Robinson, Brad	2	—	1	1.0	—	—	—	—	—	—	—	—	—
13	Taylor, Blayne	8	1	—	1.0	—	—	—	—	—	—	—	—	—
TM	Team	7	1	—	1.0	—	—	—	—	—	—	—	—	—
99	Warkentin, Colby	6	—	1	1.0	—	—	—	—	—	—	—	—	—
70	Yanta, Tay	8	1	—	1.0	—	—	—	—	—	—	—	—	—
14	Banks Jr., Rovaughn	7	—	—	—	—	—	—	—	1	—	—	—	—
21	Dobbins, Jermiah	8	—	—	—	—	—	—	—	—	—	—	—	—
5	Golightly, Tristan	8	—	—	—	—	—	—	—	—	—	—	—	—
2	Mansell, Peyton	6	—	—	—	—	—	1-24	—	—	—	—	—	—
37	Zepeda, Blair	8	—	—	—	—	—	—	—	—	—	—	—	—
	Total	8	282	172	454.0	52.0-179	15.0-88	5-61	31	48	3-0	3	1	—
	Opponents	8	318	248	566.0	58.0-212	19.0-132	7-58	26	36	3-0	5	5	—

FOOTBALL RECORDS

THE LAST TIME AN ACU TEAM ...

Miscellaneous

Played an overtime game: Oct. 24, 2020 vs. Stephen F. Austin (SFA 35, ACU 32)
Won an overtime game: Oct. 26, 2019 at No. 15 Nicholls (ACU 37, Nicholls 31)
Lost an overtime game: Oct. 24, 2020 vs. Stephen F. Austin (SFA 35, ACU 32)
Played a tie game: Oct. 19, 1985 (ACU 24, NW Missouri State 24)
Defeated a Top 25 Opponent: Oct. 26, 2019 (ACU 37, No. 15 Nicholls 31)
Defeated a Top 25 Opponent on the road: Oct. 26, 2019 (ACU 37, No. 15 Nicholls)
Defeated a Top 10 Opponent: Oct. 9, 2010 (#5 ACU 31, #8 Midwestern State 28)
Defeated a Top 10 Opponent on the road: Oct. 2, 2010 (#5 ACU 31, #6 Texas A&M-Kingsville 24)
Defeated a Top 5 Opponent: Aug. 27, 2009 (#8 ACU 19, #2 NW Missouri St. 14)
Defeated a Top 5 Opponent on the road: Oct. 18, 2008 (#3 ACU 52, #4 West Texas A&M 35)
Shut out an opponent: Sept. 25, 2021 (ACU 56, Lamar 0)
Shut out an opponent on the road: Sept. 25, 2021 (ACU 56, Lamar 0)
Was shut out: Nov. 18, 2017 (at Central Arkansas 34, ACU 0)
Was shut out at home:
(Shotwell Stadium: Sept. 20, 1997 (Central Oklahoma 28, ACU 0))
Was shut out in a road game: Nov. 18, 2017 (at Central Arkansas 34, ACU 0)
Shut out a non-conference opponent: Sept. 9, 1995 (ACU 35, Prairie View A&M 0)
Shut out a non-conference opponent at Shotwell Stadium: Sept. 9, 1995 (ACU 35, Prairie View A&M 0)
Shut out a non-conference opponent on the road: Sept. 27, 1980 (ACU 16, NW Oklahoma State 0)
Was shut out by a non-conference opponent: Sept. 16, 1995 (Northern Arizona 62, ACU 0)
Was shut out by a non-conference opponent on the road: Sept. 16, 1995 (Northern Arizona 62, ACU 0)

Rushing

Had 400 or more yards rushing in a game: 425 yards vs. Arizona Christian (Sept. 7, 2019)
Had 300-399 yards rushing in a game: 303 vs. Houston Baptist (Oct. 12, 2019)
Had negative rushing yards in game: -40 yards vs. Texas A&M-Commerce (Oct. 31, 1992)
Had six or more rushing touchdowns in a game: 6 TDs vs. Northern Colorado (Sept. 10, 2016)

Passing

Had 500 yards or more in a game: * Nov. 19, 2011 (506 at Washburn)
Had 400-499 yards in a game: Sept. 26, 2014 (400 yards at Stephen F. Austin)
Had 300-399 yards in a game: Nov. 6, 2021 (301 yards at Jacksonville State)
Had 60 or more attempts in a game: Oct. 6, 2018 (61 attempts at McNeese)
Had 50-59 attempts in a game: Sept. 29, 2018 (55 attempts vs. Incarnate Word); Sept. 8, 2018 (57 attempts vs. Angelo State)
Had 40-49 attempts in a game: Oct. 8, 2022 (45 attempts at SFA)
Had six or more passing TDs in a game: Sept. 11, 2021 (6 TD vs. Louisiana College)
Had five passing TDs in a game: Sept. 14, 2013 (5 vs. New Mexico Highlands)
Had four passing TDs in a game: Sept. 9, 2019 (4 vs. Arizona Christian)

Total Offense

Had 30 or more first downs in a game: Oct. 8, 2022 at SFA (30)
Had 25-29 first downs in a game: Oct. 1, 2022 vs. Utah Tech (26)
Had 700+ yards of offense in a game: Sept. 7, 2019 (703 vs. Arizona Christian)
Had 600-699 yards of offense in a game: Sept. 27, 2014 (659 vs. Houston Baptist)
Had 500-599 yards of offense in a game: Oct. 8, 2022 at SFA (527 total yards; 244 rushing, 283 passing)
Ran 90-99 offensive plays in a game: Oct. 8, 2022 at SFA (90 plays, 527 total yards)
Ran 80-89 offensive plays in a game: Sept. 1, 2022 vs. Lamar (83 plays, 444 yards)

Kobe Clark hauled in 26 receptions and four touchdowns in just four games in 2020, clearing 70 yards in each contest.



Scoring

Scored 90+ points: * Nov. 22, 2008 (#2 ACU 93, #9 West Texas A&M 68)
Scored 80+ points: Aug. 31, 2013 (ACU 84, Concordia, Ala., 6)
Scored 70+ points: * Nov. 24, 2007 (#2 Chadron State 76, #15 ACU 73, 3 OT)
Scored 60-69 points: Sept. 11, 2021 (ACU 62, Louisiana College 7)
Scored 50-59 points: Sept. 25, 2021 (ACU 56, Lamar 0)
Scored 40-49 points: Oct. 12, 2019 (ACU 45, Houston Baptist 20)
Consecutive games scored: 49 (57-game streak ended Nov. 18, 2017, with a 34-0 loss at Central Arkansas; prior to that game, 121-game streak ended with 36-0 shutout at West Texas A&M on Oct. 13, 2012)
Scored an offensive 2-point conversion: Nov. 6, 2021 at Jacksonville State (Peyton Mansell pass to Davion Johnson)
Scored a defensive 2-point conversion: Nov. 5, 2016, vs. Northwestern State (Keith Barnett on blocked PAT return)
Allowed an offensive 2-pt conversion: Oct. 15, 2022, vs. Southern Utah (Justin Miller pass to Ethan Bolingbroke)
Allowed a defensive 2-pt conversion: Cody Moncure returned fumbled snap, Houston Baptist (Oct. 12, 2013)
Recorded a safety: Nov. 21, 2020 at Virginia (Keytaon Thompson pass complete to Lindell Stone for loss of three yards)
Allowed a safety: Oct. 1, 2016, vs. Central Arkansas (Chris Terrell tackles De'Andre Brown in end zone)
Scored a defensive touchdown: Sept. 17, 2022, at Missouri (David Oke strip sack, Alexander Duke recovers fumble in the end zone)
Returned a fumble for a touchdown: Sept. 25, 2021, vs. Lamar (Koy Richardson 25-yard return)
Allowed a defensive touchdown: Nov. 21, 2020, at Virginia (D'Sean Perry 84 yard interception)
Opponent returned an interception for a touchdown: Nov. 6, 2021 at Jacksonville State (Markail Benton, 52 yards)
Opponent returned a fumble for a touchdown: Sept. 22, 2018 (Trenton Gordon, Stephen F. Austin, 0 yards)

Efficiency, Turnovers

Did not allow a sack in a game: Sept. 17, 2022 vs. Prairie View A&M
Did not allow a sack in consecutive games: Sept. 10, 2022 vs. Prairie View A&M & Sept. 17, 2022 vs. Missouri
Had three or more fumbles in a game: Oct. 24, 2020, vs. Stephen F. Austin (3)
Lost three or more fumbles in a game: Nov. 3, 2018, vs. Northwestern State (3)
Did not commit a turnover in a game: Oct. 15, 2022 vs. Southern Utah
Did not commit a turnover in consecutive games: Sept. 11-25, 2021 vs. Louisiana College, Texas Permian Basin, Lamar
Forced five or more turnovers in a game: Oct. 31, 2015, vs. McNeese (3 INTs, 2 FRs)
Recovered three or more fumbles in a game: Nov. 13th, 2021 vs. Tarleton (5 FR 1 INT)
Intercepted three or more passes in a game: Oct. 31, 2015, vs. McNeese (3 INTs; 2 by Jabari Butler)
Did not force a turnover in a game: Oct. 16, 2021 vs. Lamar

Special Teams

Blocked a PAT attempt: Oct. 13, 2018, vs. Nicholls (Jamar Mack); Sept. 29, 2018, vs. Incarnate Word (Jamar Mack)
Blocked a field goal: Sept. 10, 2022 vs. Prairie View A&M (Anthony Egbo Jr.)
Blocked a punt: Sept. 18, 2021 vs. UT Permian Basin (Anthony Egbo Jr.)
Had a PAT blocked: Oct. 1, 2022, vs. Utah Tech (Jayden Sheridan)
Had a field goal blocked: Oct. 1, 2022 vs. Utah Tech (Sam Kanongata'a)
Had a punt blocked: Oct. 8, 2022 at SFA (Ja'Terio Evans)
Returned a punt for a touchdown: Oct. 1, 2011, Taylor Gabriel vs. W. Oregon (55 yds)
Returned a blocked punt for a touchdown: Sept. 9, 2017, at Colorado State (Erik Huhn 16-yard return of blocked punt)
Returned a kickoff for a touchdown: Oct. 12, 2019, vs. Stephen F. Austin (Gage Graham, 43 yards); Sept. 24, 2016, at Stephen F. Austin (Justin Miller, 93 yards)
Allowed a punt return for a touchdown: Sept. 17, 2022 at Missouri (Luther Burden, 78 yards)
Allowed a blocked punt to be returned for a TD: Oct. 14, 2017, at Nicholls (Adrian Richardson, 0 yards, recovered in end zone)
Allowed a kickoff return for a TD: Aug. 31, 2019, at North Texas (Deion Hair-Griffin, 96 yards)
Returned the opening kickoff for a TD: Oct. 6, 2012, vs. Eastern New Mexico (Cade Stone, 92 yards)
Allowed an opening kickoff for a TD: Sept. 1, 1990 vs. Angelo State (85 yards by Darron Johnson, Angelo St.)
ACU recovered an onside kick: Oct. 12, 2019 (by Gage Graham vs. HBU)
Opponent recovered an onside kick: Oct. 5, 2019 (by Michael Lawson, Lamar)

Total Defense

Held an opponent to less than 10 first downs: Sept. 24, 2022 vs. WNMU (9)
Held an opponent to 100-199 yards of offense: Sept. 25, 2021 vs. Lamar (136 total yards)
Held an opponent to less than 50 yards: Nov. 1, 2003, vs. Texas A&M-Commerce (49 total yards; minus-15 rushing, 64 passing)
Recorded at least six quarterback sacks: Nov. 09 vs. Sam Houston (8 sacks, -30 yards)
Last time with 10 sacks: Sept. 1, 2012, vs. McMurry (10 sacks, minus-74 yards)
Allowed 70+ points in game: Oct. 22, 2011 (Midwestern State 70, ACU 28)
Allowed 50-69 points in game: Sept. 4, 2021 (SMU 56, ACU 9)
Allowed 40-49 points in game: Nov. 8, 2020 (SFA 41, ACU 38)
Allowed 400+ rushing yards in a game: Nov. 7, 2020 (414 yards by Angelo State)
Allowed 300-399 rushing yards in a game: Nov. 23, 2019, by Mississippi State (40 carries, 372 yards)
Allowed 200-299 rushing yards in a game: Nov. 6, 2021, at Jacksonville State (42 carries, 272 yards)
Allowed 500+ passing yards in a game: * Nov. 22, 2008 vs. West Texas A&M (595 yards, 42-64-0)
Allowed 400-499 passing yards in a game: Nov. 21, 2020, at Virginia (403 yards)
Allowed 300-399 passing yards in a game: Oct. 30, 2021, vs. Stephen F. Austin (32-39-0, 358 yards, 5 TDs)
Allowed at least 100 offensive plays in a game: * Nov. 24, 2007, vs. Chadron State (116 plays)
Allowed 90-99 offensive plays in a game: Sept. 24, 2016, at Stephen F. Austin (96 plays)
Allowed 80-89 offensive plays in a game: Nov. 16, 2019, vs. Southeastern La. (86 plays, 432 yards)
Allowed 700+ yards of total offense in a game: Oct. 22, 2011 vs. Midwestern State (740 yards)
Allowed 600-699 yards of total offense in a game: Sept. 1, 2018, at Baylor (606 yards; 295 rushing, 311 passing)
Allowed 500-599 yards of total offense in a game: Oct. 30, 2021 at Stephen F. Austin (568 yards; 346 passing, 222 rushing)



THE LAST TIME AN ACU PLAYER ...

Individual Rushing

Rushed for 300 or more yards: # * Nov. 24, 2007, Bernard Scott at Chadron State (22-303-5 TDs)

Rushed for 200-299 yards in a game: Oct. 27, 2018 (Billy McCrary at Southeastern Louisiana, 222 yards)

Last time: Nov. 15, 2014 (De'Andre Brown at Stephen F. Austin, 256 yards)

Rushed for 150-199 yards in a game:: Nov. 8, 20122 (Jermiah Dobbins at SFA, 166 yards)

Rushed for 100-149 yards in a game: Oct. 1, 2022 (Jermiah Dobbins at Utah Tech, 130 yards)

Rushed for 200+ yards in a road game: Oct. 27, 2018 (Billy McCrary at Southeastern Louisiana, 222 yards)

Last time: Nov. 15, 2014 (De'Andre Brown at Stephen F. Austin, 256 yards)

Had at least 100 yards rushing and receiving in a game: * Nov. 19, 2011, (Daryl Richardson vs. Washburn, 16-132-1 rushing and 10-115-1 receiving)

Scored 5+ rushing touchdowns in a game: * Nov. 22, 2008 Bernard Scott vs. West Texas A&M (6 TDs)

Had an 80-yard touchdown run: Sept. 11, 2010, Darrell Cantu-Harkless vs. NE State (83 yards)

Had a touchdown run of 70-79 yards: Oct. 12, 2019 (Sema'J Davis, 75 yards vs. Houston Baptist)

Had a touchdown run of 60-69 yards: Aug. 31, 2019 (Billy McCrary, 69 yards at North Texas)

Two Wildcats rush for 100+ yards in same game: Sept. 24, 2022 vs. WNMU Rovaughn Banks Jr. (21 attempts, 143 yards, 2 TD) and Jermiah Dobbins (18 attempts, 105 yards, 0 TD)

Individual Passing

Passed for 500 or more yards in a game: * Nov. 19, 2011, Mitchell Gale at Washburn (29-48-3, 506 yards, 4 TDs)

Passed for 400 or more yards in a game: Sept. 24, 2016, Dallas Sealey at Stephen F. Austin (28-53-1, 400 yards, 3 TDs)

Passed for 350-399 yards in a game: Oct. 25, 2014, Parker McKenzie at Sam Houston (29-44-1, 352 yards, 2 TDs)

Passed for 300-349 yards in a game: Nov. 6, 2021, Peyton Mansell at Jacksonville State (20-29, 301 yards, 1 TD)

Threw 5+ touchdown passes in a game: Sept. 11, 2021, Stone Earle vs. Louisiana College (6 TDs)

Completed an 80-yard pass: Nov. 6, 2021, Peyton Mansell to Kobe Clark (86-yard TD)

Completed a 70-yard pass: Oct. 24, 2020, Peyton Mansell to Kobe Clark vs. Stephen F. Austin (78 yards)

Completed a 60-yard pass: Aug. 31, 2019, Luke Anthony to Josh Fink (TD) at North Texas (64 yards)

Completed a 50-yard pass: Oct. 2, 2021, Stone Earle to Remington Lutz vs. Central Arkansas (55 yards)

Receiving

Caught 12+ passes in a game: Nov. 13, 2021, Kobe Clark vs. Tarleton (12 catches, 81 yards, 1 TD) **Record:** Oct. 26, 2013, Taylor Gabriel at New Mexico State (15 catches, 188 yards, 0 TD)

Caught 10 or more passes in a game: Nov. 13th, 2021 Kobe Clark vs. Tarleton (11 catches, 81 yards, 1 TD)

Had 200 yards receiving in a game: Aug. 13, 2013, Darian Hogg vs. Concordia (10 catches, 208 yards, 2 TDs)

Had 150-199 yards receiving in a game: Oct. 15, 2016, D.J. Fuller at Sam Houston State (8 catches, 163 yards, 2 TDs); Sept. 24, 2016, De'Andre Brown at Stephen F. Austin (8 catches, 165 yards, 1 TD)

Had 150 yards receiving in a half: Aug. 13, 2013, Darian Hogg vs. Concordia (9 catches, 191 yards, 1 TD in the first half)

Caught three or more TD passes in a game: Oct. 12, 2013, at Houston Baptist (Taylor Gabriel, 3 TDs); Sept. 14, 2013, at N.M.Highlands (Taylor Gabriel, 3 TDs)

Had two 100-yard receivers in the same game: Oct. 31, 2015, vs. McNeese State (Cedric Gilbert: 3 catches, 122 yards and Carl Whitley: 8 catches, 100 yards, 1 TD)

Had one receiver with 200 yards and another with 100 yards: Oct. 18, 2008 at West Texas A&M (Johnny Knox, 10 catches, 203 yards, 2 TD; Bernard Scott (7 catches, 141 yards, 1 TD)

Special Teams

Kicked a field goal of at least 50 yards: Nov. 13th, 2021, Blair Zepeda vs. Tarleton (53 yards)

Kicked a field goal of 40-49 yards: Sept. 24, 2022 Blair Zepeda vs. Western New Mexico (44 yards)

Kicked four or more field goals in a game: Nov. 8, 2008, Matt Adams vs. Midwestern State (4 FGs)

Made a game-winning field goal: Oct. 31, 2020, Blair Zepeda at Mercer (38-yard field goal as time expires to give ACU a 20-17 win)

Made a game-winning field goal, game's final play: Oct. 31, 2020, Blair Zepeda at Mercer (38-yard field goal as time expires to give ACU a 20-17 win)

Had a 70-yard punt: Oct. 21, 2017, Simon Laryea vs. SE Louisiana (70 yards); Sept. 16, 2017, Simon Laryea vs. Houston Baptist (70 yards)

Had a 60-yard punt: Nov. 9, 2019, Simon Laryea vs. Sam Houston (63 yards)

Downed a punt inside the opponent's 20-yard line: Oct. 29, 2022 vs. North Dakota (Logan Burke punt, Bo Belquist fair catches at 9-yard line)

** NCAA Division II playoff game*

Statistics voided by NCAA because of rules violations



As a freshman in 2020, Lubbock native Jermiah Dobbins led the Wildcats in rushing yards (227) and rushing touchdowns (5) while averaging 5.4 yards per carry.



FOOTBALL RECORDS

Individual Records

Most Total Yards Gained

Career: 12,177 Mitchell Gale, 2009-12
 Season: 3,920 Mitchell Gale, 2011
 Game: 526 Mitchell Gale vs. Washburn, 2011

Most Yards Gained Rushing

Career: 3,047 Wilbert Montgomery, 1973-76
 * 4,321 Bernard Scott, 2007-08
 Season: 2,156 Bernard Scott, 2008
 * 2,165 Bernard Scott, 2007
 Game: 292 Bernard Scott vs. West Texas A&M, 2008
 * 303 Bernard Scott vs. Chadron State, 2007

Most Yards Gained Passing

Career: 12,109 Mitchell Gale, 2009-12
 Season: 3,914 Billy Malone, 2007
 Game: 564 Jim Reese vs. Angelo State, 1976

Most Passes Attempted

Career: 1,513 Mitchell Gale, 2009-12
 Season: 484 Luke Anthony, 2018
 Game: 67 Luke Anthony vs. Sam Houston, 2017

Most Passes Completed

Career: 931 Mitchell Gale, 2009-12
 Season: 319 Luke Anthony, 2018
 Game: 43 Luke Anthony, at McNeese, 2018

Most TD Passes Thrown

Career: 114 Billy Malone, 2005-08
 Season: 38 Mitchell Gale, 2010
 Game: 7 John David Baker vs. Concordia (Ala.), 2013

Most Passes Caught

Career: 235 Jerale Badon, 2004-07
 Season: 87 Kobe Clark, 2019
 Game: 15 Taylor Gabriel vs. New Mexico State, 2013

Most Yards Gained Pass Receiving

Career: 3,311 Jerale Badon, 2004-07
 Season: 1,241 Ronnie Vinson, 1969
 Game: 232 Johnny Knox vs. West Texas A&M, 2008

Most TD Passes Caught

Career: 27 Arthur Culpepper, 1983-86
 27 Edmond Gates, 2007-10
 27 Taylor Gabriel, 2010-13
 * 30 Johnny Knox, 2007-08
 Season: 14 Arthur Culpepper, 1986
 * 17 Johnny Knox, 2007
 Game: 4 Scooter Phillips vs. Northern Colorado, 1985;
 Johnny Knox vs. Angelo State, 2008

Most Interceptions

Career: 21 Mark Wilson, 1981-84
 Season: 10 Victor Burke, 1997
 Game: 4 David Fuller vs. McMurry, 1966
 Mark Wilson vs. Angelo State, 1983

Best Punting Average


Career: 40.4 Spencer Covey, 2011-12
 Season: 44.2 Austin Kilcullen, 2013

Most Points Scored


Career: 458 Wilbert Montgomery, 1973-76
 Season: 204 Bernard Scott, 2008
 * 234 Bernard Scott, 2007
 Game: 42 Bernard Scott vs. West Texas A&M, 2008

Most Touchdowns Scored

Career: 76 Wilbert Montgomery, 1973-76
 Season: 34 Bernard Scott, 2008
 * 39 Bernard Scott, 2007
 Game: 7 Bernard Scott vs. West Texas A&M, 2008



MITCHELL
GALE



CLYDE
GATES



DANIEAL
MANNING



V.T.
SMITH



JIM
REESE

Longest Run from Scrimmage

98 (TD) Dennis Hagaman vs. Texas-Arlington, 1963

Longest Run-Pass Play

92 (TD) Clint Longley to Richard Williams vs. Ark. State, 1973
 92 (TD) Billy Malone to Robb Spells vs. Central Okla., 2005

Longest Interception Return

99 Stacy Brown vs. New Mexico Highlands, 1996
 Mike Kern vs. SE Oklahoma State (TD), 2008

Longest Kickoff Return

100 (TD) Steve Parker vs. Angelo State, 1982

Longest Punt Return

99 (TD) Wilbert Montgomery vs. Sam Houston St., 1975

Longest Punt

75 Michael Freeman vs. Midwestern State, 1998

Longest Field Goal

69 Ove Johansson vs. Texas A&M-Commerce, 1976

Team Game Records

Most Points by ACU

93 vs. West Texas A&M (93-68), 2008

Most Points by Opponent

76 Chadron State, 2007 (Chadron State 76, ACU 73, 3 ot)

Most Rushing Attempts

73 Midwestern State, 1951

Most Yards Rushing

444 vs. Texas-Arlington, 1963

Most Passes Attempted

68 vs. Sam Houston, 2017

Most Passes Completed

43 at McNeese State, 2018

Most Yards Gained Passing

564 vs. Angelo State, 1976

Most Total Yards Gained

844 vs. Concordia (Ala.), 2013

Team Records

Longest Winning Streak: 11, 1950 (11-0), 1973 (11-1), 2008 (11-1)

Longest Losing Streak: 10, 1936-37

Most Consecutive Shutouts by ACU: 5, 1933 (5-3-2)

Most Consecutive Shutouts by Opponents: 5, 1936 (1-7-1)

Team Season Records

Most Wins: 11, 1950 (11-0), 1973 (11-1), 1977 (11-1-1), 2008 (11-1), 2010 (11-1)

Most Losses: 9, 1937 (0-9), 1990 (1-9), 1991 (1-9), 2000 (1-9); 2016 (2-9); 2017 (2-9)

Most Shutouts by ACU: 7, 1933 (5-3-2)

Most Shutouts by Opponents: 6, 1934 (1-7-2)

Most Points by ACU: 639 (13 games), 2007

Most Points by Opponents: 417, 2016 (2-9)

Fewest Points by ACU: 37, 1932 (2-6-1)

Fewest Points by Opponents: 10, 1920 (4-0-1)

Most Interceptions: 29, 1950 (11-0)

** Record vacated because of NCAA violations*

Longest Plays in ACU History

Longest Runs from Scrimmage

98	(TD) Dennis Hagaman vs. Texas-Arlington, 1963
94	(TD) Jimmy Hirth vs. McMurry, 1957
90	(TD) * Bernard Scott vs. Chadron State, 2007
88	(TD) Kelly Kent vs. Howard Payne, 1977
88	(TD) Cleotha Montgomery vs. East Texas State, 1974
88	(TD) V.T. Smith vs. Western Colorado, 1948
88	(TD) Elbert Anderson vs. Daniel Baker, 1932
85	(TD) Bailey Woods vs. Austin College, 1950
85	(TD) V.T. Smith vs. Southwest Texas State, 1947
83	(TD) Darrell Cantu-Harkless vs. Northeastern State, 2010
83	(TD) Tommy Hinson vs. Howard Payne, 1951
81	Don Harr vs. Trinity, 1970
80	(TD) Bernard Scott vs. SE Oklahoma State, 2008
* 80	(TD) Bernard Scott vs. Angelo State, 2007
80	(TD) Richard Whitaker vs. Fort Lewis, 2003
80	(TD) Don Harr vs. McMurry, 1970
79	(TD) Jimmy Hirth vs. Arkansas State, 1954
78	(TD) Daryl Richardson vs. Texas A&M-Commerce, 2011
77	(TD) Rodney Mathis vs. West Texas A&M, 1983
77	(TD) Jimmy Hirth vs. Austin College, 1952
76	(TD) Bernard Scott vs. Eastern New Mexico, 2008
76	(TD) Taber Minner vs. West Texas A&M, 2006
76	(TD) Alex Davis vs. Stephen F. Austin, 1976
76	Shane Freels vs. Tarleton, 1995
75	(TD) Sema'J Davis vs. Houston Baptist, 2019
75	(TD) Billy McCrary at Baylor, 2018
75	(TD) Lembia Kinsler vs. Northwest Louisiana, 1982
75	(TD) Gene Boyd vs. Florida State, 1953
75	(TD) Trent Lancaster vs. Howard Payne, 1968
74	(TD) Taber Minner vs. Central Oklahoma, 2006
74	(TD) Eric Polk vs. SE Oklahoma, 2001
* 73	(TD) Bernard Scott vs. Tarleton, 2007
73	(TD) Edmund Gates vs. Tarleton, 2007
73	(TD) Leondous Fry vs. Lamar, 1954
73	(TD) Ted Sitton vs. Howard Payne, 1950
73	(TD) Mick Mason vs. Austin College, 1948
72	(TD) Glenn Brock vs. Austin College, 1942
72	(TD) V.T. Smith vs. Southwest Oklahoma, 1946
71	(TD) Charcandrick West vs. Incarnate Word, 2011
71	(TD) Wilbert Montgomery vs. Langston, 1973
71	(TD) V.T. Smith vs. Southwestern Oklahoma, 1946
71	Johnnie Connel vs. North Texas, 1935
70	(TD) De'Andre Brown vs. Incarnate Word, 2015

Longest Pass Plays

92	(TD) Billy Malone to Robb Spells vs. Central Oklahoma, 2005
92	(TD) Clint Longley to Richard Williams vs. Arkansas State, 1973
91	(TD) Colby Freeman to Don Hooks vs. Texas A&M-Kingsville, 2002
88	(TD) John David Baker to Darian Hogg vs. Concordia, 2013
88	(TD) Jim Reese to Johnny Perkins vs. East Texas State, 1975
88	(TD) Don Davis to Gary Cohn vs. Trinity, 1961
87	(TD) John David Baker to Darian Hogg vs. N.M. Highlands, 2013
87	(TD) Mitchell Gale to Charcandrick West vs. Incarnate Word, 2012
86	(TD) Peyton Mansell to Kobe Clark at Jackson State, 2021
85	(TD) Mitchell Gale to Darian Hogg vs. Texas A&M-Commerce, 2012
84	(TD) Billy Malone to John Brock vs. West Texas A&M, 2006
84	(TD) Jim Reese to Johnny Perkins vs. Cameron, 1976
82	(TD) Aaron Birdwell to Rodney Vanduren vs. A&M-Kingsville, 2000
82	(TD) Jim Reese to Johnny Perkins vs. Texas A&M-Kingsville, 1975
82	(TD) Don Davis to Gary Cohn vs. Trinity, 1961
81	(TD) Colby Freeman to Lawrence Hardman vs. Eastern N.M., 2003
81	Cody Cox to M.C. Walker vs. A&M-Kingsville, 1998
80	(TD) Mitchell Gale to Darian Hogg vs. Incarnate Word, 2012
80	(TD) Stan Stephens to Randy Arnold vs. Tenn. Tech, 1987
80	(TD) Rex Lamberti to Reggie McGowan vs. Stephen F. Austin, 1985
80	(TD) Jim Lindsey to Ronnie Vinson vs. N. Colorado, 1970
77	(TD) Aaron Birdwell to Rodney Vanduren vs. West Texas A&M, 2000
77	(TD) Jim Reese to Wilbert Montgomery vs. Nebraska-Omaha, 1974
76	(TD) Dallas Sealey to Tracy James vs. Air Force, 2016
76	John Paul Webber to Sean Grady vs. East Texas State 1988
76	(TD) John Mayes to Cleotha Montgomery vs. NW Oklahoma, 1977
76	(TD) Greg Wiggins to Warren Rogers vs. Texas A&M-Kingsville, 2004
76	(TD) David Fuller to V.T. Smith III vs. Arkansas State, 1967
75	(TD) Dallas Sealey to Carl Whitley vs. Incarnate Word, 2015
75	Mitchell Gale to Ben Gibbs vs. West Texas A&M, 2011
* 75	(TD) Billy Malone to Johnny Knox vs. Mesa State, 2007

75	(TD) Billy Malone to Kebron Lampkin vs. Northeastern State, 2007
75	(TD) Colby Freeman to Lawrence Hardman vs. Fort Lewis, 2003
75	(TD) John Mayes to Johnny Perkins vs. Howard Payne, 1976
74	(TD) Billy Malone to Edmund Gates vs. Eastern New Mexico, 2008
74	(TD) Loyal Proffitt to Boo Jones vs. Texas A&I, 1983
74	(TD) E.H. Cheves to Garland Keyes vs. Texas Tech, 1929
74	(TD) Mike Fuller to Darius Jones vs. East Texas State, 1992
73	(TD) Mitchell Gale to Demarcus Thompson vs. Washburn, 2011
73	(TD) Colby Freeman to Danial Manning vs. West Texas A&M, 2003
73	(TD) Josh Rabe to Cody Walton vs. A&M-Kingsville, 1997
73	Colby Freeman to Dillon Cobb vs. West Texas A&M, 2002
72	(TD) Mitchell Gale to Edmund Gates vs. Texas A&M-Kingsville, 2009
72	(TD) Loyal Proffitt to Boo Jones vs. Sam Houston, 1982
72	(TD) Clint Longley to Toby York vs. Tarleton, 1973
71	(TD) John David Baker to Taylor Gabriel vs. Houston Baptist, 2013
71	(TD) Mitchell Gale to Taylor Gabriel vs. Washburn, 2011
71	Jerale Badon to Andrew Hansen vs. SE Okla. State, 2005
71	(TD) Jim Reese to Johnny Perkins vs. Tarleton, 1975
71	(TD) Ted Sitton to Jimmy Hirth vs. Sam Houston, 1952
71	(TD) Charles Reynolds to Trent Lancaster vs. Angelo State, 1966
71	Jim Lindsey to Ronnie Vinson vs. Arkansas State, 1969
70	(TD) Parker McKenzie to Cedric Gilbert vs. Incarnate Word, 2014
70	(TD) Clint Longley to Richard Williams vs. Stephen F. Austin, 1973
70	(TD) Russell Coffee to J.D. Brown vs. Austin College, 1948

Longest Interception Returns

99	(TD) Mike Kern vs. SE Oklahoma State, 2008
99	Stacy Brown vs. New Mexico Highlands, 1996
98	(TD) Jan Brown vs. Howard Payne, 1973
97	(TD) Jasper Davis vs. Southwest Texas State, 1986
95	(TD) Victor Burke vs. A&M-Commerce, 1997
92	(TD) Glenn Labhart vs. Northwestern Oklahoma, 1976
92	(TD) Von Morgan vs. Austin College, 1953
86	(TD) Mark Jackson vs. S.F. Austin State, 1982
85	(TD) Drew Cuffee vs. Texas A&M-Commerce, 2009
83	(TD) Robert Cain vs. East Texas State, 1970
80	Terry Ausborne vs. Central Arkansas, 2014
76	(TD) Corey Jordan vs. SW Oklahoma State, 2006
75	(TD) Von Morgan vs. East Texas State, 1954
75	(TD) Bernard Erickson vs. Northwest Louisiana, 1964
70	(TD) Mike Funderburg vs. Stephen F. Austin, 1982
70	(TD) Harold Nutall vs. Sam Houston, 1977
70	Jake Gray vs. Tarleton, 1933
68	(TD) Jonathan Epps vs. Central Arkansas, 2014
66	Don Harber vs. Southern Mississippi, 1953
65	Hayden Pyeatt vs. Texas A&M-Kingsville, 1933
65	(TD) James Burton vs. Lubbock Army School, 1942
64	Mark Wilson vs. Northwest Oklahoma, 1981
60	Dezmond Powers vs. Concordia (Ala.), 2013
60	(TD) Chuck Sitton vs. Cameron, 1976
59	(TD) Eddy Mendl vs. East Texas State, 1970
58	(TD) Aston Whiteside vs. Tarleton, 2010
56	(TD) Quintin Wilson vs. Angelo State, 2008
55	(TD) Jody Clayton vs. Texas A&M-Commerce, 1998
53	Ryan Stapp at Lamar, 2019
53	(TD) Nate Bailey vs. Incarnate Word, 2011
52	Adonis Davis vs. Northwestern State, 2018
51	Josh Henry vs. Angelo State, 2008
50	Craig Harris vs. Fort Lewis, 2009
50	(TD) Johnnie Connel vs. North Texas, 1933
50	Bill Ayers vs. Eastern New Mexico, 1950

Longest Punt Returns

99	(TD) Wilbert Montgomery vs. Sam Houston, 1975
92	(TD) Leondous Fry vs. Arkansas State, 1954
91	(TD) Von Morgan vs. Youngstown, 1954
90	(TD) Chuck Sitton vs. Sul Ross State, 1975
88	(TD) M.C. Walker vs. Southwestern Oklahoma State, 1998
80	(TD) Taylor Gabriel vs. Tarleton, 2010
80	(TD) Kendrick Johnson vs. Northeastern State, 2010
79	(TD) Dennis Hagaman vs. Lamar, 1963
78	(TD) Dennis Hagaman vs. Northwest Louisiana, 1964
78	(TD) Eddy Mendl vs. Eastern New Mexico, 1970
77	(TD) Jasper Davis vs. Eastern New Mexico, 1986
74	(TD) Jimmy Hirth vs. Southwest Texas State, 1953
74	(TD) Jan Brown vs. Southwest Louisiana, 1971
73	(TD) Kendrick Johnson vs. Fort Lewis, 2009
73	(TD) Dawon Gentry vs. Angelo State, 2004
73	(TD) Danial Manning vs. Tarleton, 2004

FOOTBALL RECORDS

73.....	(TD) Chuck Sitton vs. Western New Mexico, 1977
72.....	Taylor Gabriel vs. McMurry, 2013
72.....	(TD) Jimmy Thomas vs. East Texas State, 1956
71.....	(TD) V.T. Smith vs. Arkansas, 1948
70.....	(TD) Bernard Shelansky vs. Southwestern, 1936
70.....	(TD) V.T. Smith vs. Southwestern, 1948
68.....	(TD) Denson Moody vs. Fresno State, 1960
67.....	(TD) Kendrick Walker vs. Midwestern State, 2002
65.....	(TD) Leondous Fry vs. Arkansas State, 1953
64.....	Cleotha Montgomery vs. Central Arkansas, 1974
64.....	(TD) Jimmy Hirth vs. Arkansas State, 1954
60.....	(TD) Goober Keyes vs. Southwest Texas State, 1928
60.....	(TD) Jimmy Thomas vs. Howard Payne, 1957

Longest Kickoff Returns

100.....	(TD) Justin Johnson vs. Eastern New Mexico, 2009
100.....	(TD) Steve Parker vs. Angelo State, 1982
100.....	(TD) John Hooper vs. East Texas State, 1994
99.....	(TD) Dennis Hagaman-Bubba Brown vs. Texas-Arlington, 1964
98.....	(TD) Arthur Williams vs. Northern Colorado, 1985
97.....	(TD) Dennis Campbell vs. Midwestern State, 2009
97.....	(TD) Danieal Manning vs. Texas A&M-Commerce, 2003
96.....	(TD) Pat Nichols vs. West Texas A&M, 1994
96.....	(TD) Eugene Sykes vs. Southwestern Oklahoma, 1999
95.....	(TD) DaRay Sims vs. Central Arkansas, 2002
93.....	(TD) Justin Miller vs. Stephen F. Austin, 2016
93.....	Darrell Cantu-Harkless vs. Washburn, 2010
93.....	(TD) Dennis Hagaman vs. North Texas, 1963
92.....	(TD) Cade Stone vs. Eastern New Mexico, 2012
91.....	Davion Johnson vs. North Dakota, 2022
91.....	(TD) Danieal Manning vs. Angelo State, 2004
91.....	(TD) Thayne McKnight vs. McMurry, 1961
90.....	(TD) V.T. Smith vs. Texas A&M-Kingsville, 1946
90.....	(TD) Johnny Hughes vs. Lamar, 1966
90.....	(TD) Nicky Pruitt vs. Eastern New Mexico, 1969
89.....	(TD) Thayne McKnight vs. Fresno State, 1963
88.....	(TD) V.T. Smith vs. Southwest Texas State, 1947
86.....	(TD) Jerry Mullins vs. Austin College, 1950
85.....	(TD) V.T. Smith vs. Southwest Texas State, 1947
84.....	(TD) Steve Parker vs. Northern Colorado, 1981
80.....	Byron Proctor vs. Houston Baptist, 2015
79.....	Jimmy Hirth vs. East Texas State, 1953
78.....	(TD) Danieal Manning vs. Central Oklahoma, 2005
77.....	Caleb Withrow vs. West Texas A&M, 2010
76.....	Jan Brown vs. Arkansas State, 1971
75.....	Pat Holder vs. East Texas State, 1969
75.....	Pat Holder-Nicky Pruitt vs. Howard Payne, 1970
72.....	(TD) David Wallace vs. Lamar, 1968
70.....	V.T. Smith III vs. Northwest Louisiana, 1968

Longest Scoring Plays

100.....	Justin Johnson (kickoff return) vs. Eastern New Mexico, 2009
100.....	Steve Parker (kickoff return) vs. Angelo State, 1982
100.....	John Hooper (kickoff return) vs. East Texas State, 1994
99.....	Mike Kern (interception return) vs. SE Oklahoma State, 2008
99.....	Wilbert Montgomery (punt return) vs. Sam Houston, 1975
99.....	Dennis Hagaman-Bubba Brown (kickoff return) vs. UTA, 1964
98.....	Aurthur Williams (kickoff return) vs. Northern Colorado, 1985
98.....	Jan Brown (interception return) vs. Howard Payne, 1973
98.....	Dennis Hagaman (rush) vs. Texas-Arlington, 1963
97.....	Dennis Campbell (kickoff return) vs. Midwestern State, 2009
97.....	Danieal Manning (kickoff return) vs. Texas A&M-Commerce, 2003
97.....	Jasper Davis (interception return) vs. Southwest Texas State, 1986
96.....	Pat Nichols (kickoff return) vs. West Texas A&M, 1994
95.....	DaRay Sims (kickoff return) vs. Central Arkansas, 2002
96.....	Eugene Sykes (kickoff return) vs. Southwestern Oklahoma State, 1999
95.....	Victor Burke (INT return) vs. Texas A&M-Commerce, 1997
94.....	Jimmy Hirth (rush) vs. McMurry, 1957
93.....	Justin Miller (kick return) vs. Air Force, 2016
93.....	Dennis Hagaman (kickoff return) vs. North Texas, 1963
92.....	Cade Stone (kickoff return) vs. Eastern New Mexico, 2012
92.....	Billy Malone to Robb Spells (pass) vs. Central Oklahoma, 2005
92.....	Von Morgan (interception return) vs. Austin College, 1953
92.....	Leondous Fry (punt return) vs. Arkansas State, 1954
92.....	Clint Longley to Richard Williams (pass) vs. Arkansas State, 1973
92.....	Glenn Labhart (interception return) vs. Northwestern Oklahoma, 1976
91.....	Danieal Manning (kickoff return) vs. Angelo State, 2004
91.....	Colby Freeman to Don Hooks (pass) vs. Texas A&M-Kingsville, 2002

91.....	Von Morgan (punt return) vs. Youngstown, 1954
91.....	Thayne McKnight (kickoff return) vs. McMurry, 1961
* 90.....	Bernard Scott (run) vs. Chadron State, 2007
90.....	Chuck Sitton (punt return) vs. Sul Ross State, 1975
90.....	V.T. Smith (kickoff return) vs. Texas A&M-Kingsville, 1946
90.....	Johnny Hughes (kickoff return) vs. Lamar, 1966
90.....	Nicky Pruitt (kickoff return) vs. Eastern New Mexico, 1969

ACU Total Offense [Single Game]

Yards	Opponent	Date	Result	Pass	Rush
^ 810.....	West Texas A&M.....	Nov. 22, 2008	W, 93-68	383	427
740.....	Howard Payne.....	Nov. 27, 1952	W, 62-6	442	298
715.....	Tarleton.....	Oct. 27, 2007	W, 70-63	345	370
703.....	Arizona Christian.....	Sept. 07, 2019	W, 66-14	278	425
707.....	Angelo State.....	Oct. 13, 2007	W, 52-28	383	324
692.....	Prairie View A&M.....	Nov. 16, 2013	W, 65-45	485	207
^ 688.....	Washburn.....	Nov. 19, 2011	L, 52-49	506	182
687.....	West Texas A&M.....	Oct. 18, 2008	W, 52-35	386	301
677.....	Tarleton.....	Nov. 8, 1975	W, 35-21	292	385
675.....	Texas A&M-Kingsville.....	Nov. 3, 2007	W, 59-31	370	305
671.....	Eastern New Mexico.....	Oct. 10, 1970	W, 61-7	273	398
^ 653.....	Chadron State.....	Nov. 24, 2007	L, 76-73 (3ot)	361	292
637.....	Sam Houston.....	Nov. 4, 1978	W, 34-10	427	210
633.....	Houston Baptist.....	Sept. 27, 2014	W, 59-14	377	256
633.....	Lamar Tech.....	Oct. 17, 1970	W, 42-27	372	261
620.....	Fort Lewis.....	Sept. 13, 2003	W, 46-7	296	324
620.....	SE Oklahoma State.....	Oct. 6, 2001	L, 52-38	387	233
616.....	Stephen F. Austin.....	Oct. 22, 1983	W, 24-10	466	150
612.....	Southeastern Louisiana.....	Oct. 20, 2018	W, 48-27	295	317
612.....	Concordia (Ala.).....	Aug. 31, 2013	W, 84-6	322	290
612.....	Northeastern State.....	Oct. 7, 2006	W, 45-20	310	302
** 605.....	Elon College.....	Dec. 8, 1973	W, 42-14	341	264
601.....	SW Oklahoma State.....	Sept. 22, 2007	W, 50-14	320	281
600.....	Texas-Arlington.....	Nov. 8, 1963	W, 55-14	156	444
598.....	Texas A&M-Kingsville.....	Nov. 5, 2011	W, 42-34	408	190
595.....	East Central.....	Oct. 4, 2008	W, 66-7	383	212
595.....	Tarleton.....	Nov. 3, 1973	W, 49-7	356	239
594.....	Houston Baptist.....	Sept. 15, 2018	W, 38-13	259	335
594.....	Incarnate Word.....	Nov. 12, 2011	W, 61-16	342	252
589.....	Houston Baptist.....	Oct. 12, 2013	W, 69-12	306	283
589.....	Eastern New Mexico.....	Sept. 26, 2009	W, 44-33	227	362
585.....	Angelo State.....	Oct. 30, 1976	W, 26-0	564	21
583.....	Houston Baptist.....	Oct. 12, 2019	W, 45-20	280	303
581.....	SE Oklahoma State.....	Sept. 20, 2008	W, 59-10	336	245
575.....	Eastern New Mexico.....	Oct. 23, 2010	W, 53-14	362	213
574.....	New Mexico State.....	Oct. 26, 2013	L, 34-29	428	146
573.....	Arkansas State.....	Sept. 8, 1973	L, 56-46	433	140
571.....	Midwestern State.....	Nov. 8, 2008	W, 47-17	293	278
567.....	McMurry.....	Sept. 7, 2013	W, 60-17	234	333
566.....	Incarnate Word.....	Sept. 29, 2018	L, 44-34	345	221
565.....	Northern Colorado.....	Sept. 10, 2016	L, 55-52	326	239
563.....	SE Oklahoma State.....	Oct. 1, 2005	L, 42-24	488	75
562.....	Howard Payne.....	Sept. 27, 1969	W, 36-27	342	220
560.....	TX A&M-Commerce.....	Sept. 13, 2008	W, 45-14	397	163
559.....	East Central.....	Sept. 18, 2010	W, 47-7	308	251
558.....	West Texas A&M.....	Nov. 14, 1988	W, 36-29	401	157
555.....	Angelo State.....	Nov. 23, 1968	W, 60-14	379	176
554.....	Texas A&M-Kingsville.....	Nov. 4, 2006	W, 41-38	404	150
553.....	Drake.....	Oct. 31, 1970	W, 33-13	402	151
551.....	Eastern New Mexico.....	Sept. 29, 2007	W, 45-20	270	281
548.....	Northern Colorado.....	Nov. 21, 2015	L, 40-36	330	218
548.....	Howard Payne.....	Nov. 19, 1977	W, 42-24	232	316
547.....	Midwestern State.....	Oct. 22, 2011	L, 70-28	413	134
543.....	East Texas State.....	Oct. 23, 1982	L, 26-25	423	120
540.....	SW Texas State.....	Sept. 29, 1973	W, 41-7	437	103
538.....	East Central.....	Oct. 3, 2009	W, 43-6	300	238
537.....	Fort Lewis.....	Sept. 5, 2009	W, 58-10	310	227
537.....	Troy State.....	Sept. 13, 1975	W, 34-7	355	18
536.....	Stephen F. Austin.....	Oct. 6, 1973	W, 57-50	375	161
535.....	Northeastern State.....	Sept. 15, 2001	W, 31-21	303	232
532.....	Stephen F. Austin.....	Nov. 15, 2014	W, 37-35	281	251
532.....	Northern Colorado.....	Oct. 3, 1970	W, 38-7	376	156
527.....	SFA.....	Oct. 8, 2022	L 41-38	283	244
527.....	West Texas A&M.....	Nov. 6, 2010	W, 41-34	296	231
526.....	Incarnate Word.....	Oct. 16, 2010	W, 54-17	419	107
526.....	Tarleton.....	Sept. 25, 2010	W, 65-3	357	169
522.....	Texas A&M-Kingsville.....	Nov. 1, 2008	W, 42-17	350	172

519.....Northwest Louisiana.....Sept. 26, 1981	W, 18-3	333	186
518.....Howard Payne.....Nov. 1, 1986	W, 41-22	382	136
517.....Angelo State.....Sept. 8, 2018	W, 41-24	370	147
517.....Sul Ross State.....Oct. 20, 1973	W, 29-0	224	293
516.....NW Missouri State.....Aug. 30, 2008	W, 44-27	293	223
515.....Houston Baptist.....Sept. 17, 2016	L, 27-24 (ot)	345	170
513.....Sam Houston.....Nov. 7, 1981	W, 27-13	282	231
^ 511.....Mesa State.....Nov. 17, 2007	W, 56-12	312	199
508.....New Mexico Highlands.....Sept. 14, 2013	W, 52-28	397	111
508.....West Texas A&M.....Nov. 11, 1989	W, 38-20	280	228
507.....West Texas A&M.....Nov. 16, 2002	W, 35-31	378	129
504.....Southwest Texas State.....Nov. 12, 1977	W, 36-30	403	101
503.....Western Oregon.....Oct. 1, 2011	W, 51-35	356	147
503.....McMurry.....Oct. 20, 1951	L, 58-13	116	387
501.....Montana.....Sept. 8, 1984	L, 42-28	213	288
500.....Incarnate Word.....Oct. 22, 2016	L, 52-27	346	154
500.....Howard Payne.....Nov. 23, 1950	W, 27-6	165	335516
515.....Houston Baptist.....Sept. 17, 2016	L, 27-24 (ot)	345	170
515.....Howard Payne.....Nov. 18, 1978	W, 38-7	286	229
515.....Midwestern State.....Oct. 27, 1951	W, 21-13	107	408
515.....Austin College.....Nov. 10, 1951	W, 50-33	180	335
513.....Ave Maria (Fla.).....Oct. 11, 2014	W, 55-14	345	168

ACU 100-Yard Rushing Games

Date	Player and Opponent	Att	Yds	TDs
^* Nov. 24, 2007	Bernard Scott vs. Chadron State.....	22	303	5
^ Nov. 22, 2008	Bernard Scott vs. West Texas A&M.....	19	292	6
* Oct. 27, 2007	Bernard Scott vs. Tarleton.....	29	283	6
Nov. 30, 1970	Don Harr vs. McMurry.....	29	275	5
Oct. 18, 2008	Bernard Scott vs. West Texas A&M.....	27	268	2
Oct. 25, 2008	Bernard Scott vs. Tarleton.....	27	259	3
Nov. 15, 2014	De'Andre Brown at Stephen F. Austin.....	22	256	3
Sept. 25, 1999	Adrian Rascon vs. SW Oklahoma State.....	32	246	2
Sept. 26, 2009	Reggie Brown vs. Eastern New Mexico.....	26	235	3
* Oct. 13, 2007	Bernard Scott vs. Angelo State.....	18	231	3
Nov. 10, 1951	Tommy Hinson vs. Austin College.....	21	230	2
Oct. 20, 2018	Billy McCrary at Southeastern Louisiana.....	14	222	1
Oct. 16, 2004	Rashon Myles vs. West Texas A&M.....	32	220	1
Nov. 15, 2003	Richard Whitaker vs. West Texas A&M.....	32	216	3
Nov. 8, 1975	Wilbert Montgomery vs. Tarleton.....	27	213	2
Oct. 6, 2001	Eric Polk vs. SE Oklahoma State.....	24	206	2
Oct. 16, 1948	V.T. Smith vs. Western Colorado.....	15	205	3
Oct. 9, 1982	Anthony Thomas vs. Texas A&M.....	35	203	3
Nov. 8, 2008	Bernard Scott vs. Midwestern State.....	27	201	1
Oct. 22, 1994	Marques Lewis vs. West Texas A&M.....	31	200	2
** Dec. 3, 1977	Kelly Kent vs. Wisconsin-Stevens Point.....	22	200	3
Oct. 23, 1954	Paul Goad vs. Youngstown State.....	21	198	2
* Nov. 3, 2007	Bernard Scott vs. Texas A&M-Kingsville.....	18	194	2
Sept. 8, 1984	Anthony Thomas vs. Montana.....	19	191	1
Nov. 16, 1946	V.T. Smith vs. Austin College.....	22	189	1
Sept. 13, 2003	Richard Whitaker vs. Fort Lewis College.....	21	188	1
Nov. 19, 1977	Kelly Kent vs. Howard Payne.....	24	188	2
Nov. 6, 1982	Anthony Thomas vs. Sam Houston.....	27	184	0
Nov. 22, 1951	Tommy Hinson vs. Howard Payne.....	27	181	3
Oct. 14, 1949	Alton Green vs. Tampa.....	25	180	3
* Sept. 29, 2007	Bernard Scott vs. Eastern New Mexico.....	23	179	1
* Nov. 10, 2007	Bernard Scott vs. Midwestern State.....	27	178	3
Aug. 30, 2008	Bernard Scott vs. NW Missouri State.....	29	177	2
Nov. 21, 2015	De'Andre Brown at Northern Colorado.....	25	176	0
Sept. 15, 2001	Eric Polk vs. Northeastern State.....	32	175	1
Sept. 28, 1965	Trent Lancaster vs. Howard Payne.....	21	175	3
Nov. 9, 1963	Dennis Hagaman vs. Texas-Arlington.....	12	175	2
Oct. 18, 2003	Willie Williams vs. Angelo State.....	24	172	1
Nov. 17, 1984	Anthony Thomas vs. East Texas State.....	35	172	2
Nov. 1, 2014	De'Andre Brown vs. Central Arkansas.....	28	171	0
Nov. 14, 1970	Don Harr vs. Trinity.....	25	171	2
Oct. 29, 2011	Daryl Richardson vs. Texas A&M-Commerce.....	18	170	2
Oct. 5, 1996	David Bennett vs. Eastern New Mexico.....	28	170	0
Nov. 29, 2008	Bernard Scott vs. NW Missouri State.....	26	169	2
Sept. 4, 1999	George Fisher vs. Stephen F. Austin.....	17	168	2
** Dec. 1, 1973	Wilbert Montgomery vs. Langston.....	24	168	4
Nov. 3, 1973	Wilbert Montgomery vs. Tarleton.....	21	168	4
Nov. 8, 1952	Jimmy Hirth vs. Austin College.....	14	167	1
Oct. 8, 2022	Jermiadh Dobbins vs. SFA.....	31	166	3
* Sept. 15, 2007	Bernard Scott vs. SE Oklahoma State.....	20	165	2
Oct. 27, 1973	Wilbert Montgomery vs. Angelo State.....	22	165	3
Oct. 19, 1956	Eddie Campbell vs. Tenn.-Chattanooga.....	20	164	0

Oct. 7, 2006	Chancy Campbell vs. Northeastern State.....	11	163	0
Oct. 19, 1996	David Bennett vs. Angelo State.....	40	163	1
Sept. 20, 2008	Bernard Scott vs. SE Oklahoma State.....	14	161	2
Nov. 14, 1998	Cody Walton vs. West Texas A&M.....	37	161	0
Sept. 8, 2001	Eric Polk vs. California-Davis.....	27	159	2
** Dec. 8, 1973	Wilbert Montgomery vs. Elon College.....	21	159	1
Oct. 22, 2005	Taber Minner vs. Tarleton.....	31	158	1
** Dec. 10, 1977	Kelly Kent vs. SW Oklahoma State.....	27	158	0
Oct. 27, 2001	Eric Polk vs. Texas A&M-Commerce.....	37	154	0
Sept. 25, 1982	Lembia Kinsler vs. Northwestern Louisiana.....	15	154	1
Oct. 4, 2003	Richard Whitaker vs. Eastern New Mexico.....	27	153	2
Nov. 16, 2013	Charcandrick West vs. Prairie View A&M.....	13	151	4
Nov. 1, 1952	Don Smith vs. Texas A&I.....	21	151	2
Oct. 27, 1997	David Bennett vs. East Central.....	29	149	2
Oct. 12, 2019	Sema'J Davis vs. Houston Baptist.....	11	148	1
Oct. 30, 2004	Rashon Myles vs. Texas A&M-Kingsville.....	32	148	0
Sept. 15, 1984	Anthony Thomas vs. Northern Colorado.....	26	148	1
Sept. 27, 2008	Bernard Scott vs. Eastern New Mexico.....	17	147	3
Nov. 7, 1981	Anthony Thomas vs. Sam Houston.....	30	147	2
Oct. 26, 2019	Sema'J Davis vs. Nicholls.....	19	146	2
Oct. 26, 1973	Wilbert Montgomery vs. Stephen F. Austin.....	17	146	6
Oct. 7, 2000	Adrian Rascon vs. SE Oklahoma State.....	19	144	1
Oct. 5, 1957	Jimmy Hirth vs. McMurry.....	9	144	1
Sept. 24, 2022	Rovaughn Banks Jr.....	23	143	2
Oct. 3, 2009	Daryl Richardson vs. East Central.....	18	143	3
Sept. 26, 2009	Daryl Richardson vs. Eastern New Mexico.....	21	143	0
Oct. 23, 2004	Rashon Myles vs. Texas A&M-Commerce.....	21	143	1
Nov. 11, 2017	Tracy James vs. Sam Houston.....	16	142	0
Sept. 1, 2018	Billy McCrary at Baylor.....	5	141	1
Oct. 22, 1983	Bob Shipley vs. East Texas State.....	23	141	1
Nov. 2, 2002	Eric Polk vs. Texas A&M-Commerce.....	23	140	3
Sept. 12, 1987	Gerald Todd vs. Northern Colorado.....	25	140	2
Sept. 7, 2013	Charcandrick West vs. McMurry.....	20	139	4
Sept. 22, 1973	Hubert Pickett vs. Texas A&I.....	15	139	1
Oct. 23, 1965	Jacky Roland vs. Arkansas State.....	14	139	1
Nov. 7, 1987	Gerald Todd vs. East Texas State.....	17	138	0
Oct. 6, 1962	Owen Morrison vs. Fresno State.....	11	138	2
Oct. 29, 2005	Taber Minner vs. Texas A&M-Kingsville.....	27	137	0
Sept. 18, 1999	Trent Lancaster vs. Lamar Tech.....	23	137	1
Oct. 9, 1976	Wilbert Montgomery vs. Stephen F. Austin.....	10	137	1
Oct. 23, 1948	V.T. Smith vs. McMurry.....	18	137	1
Sept. 11, 2004	Mark Gaines vs. Northeastern State.....	28	136	0
Sept. 19, 1987	Gerald Todd vs. Tennessee Tech.....	19	136	3
Nov. 16, 1974	Ron McMullin vs. Sam Houston.....	22	136	1
* Sept. 8, 2007	Bernard Scott vs. Texas State.....	22	135	3
Oct. 12, 1957	Bill Lovelace vs. North Texas.....	21	135	0
Oct. 25, 1980	Willie Kerley vs. East Texas State.....	16	134	1
Oct. 21, 1995	Sammie Overton vs. Tarleton.....	19	133	1
Sept. 26, 2015	De'Andre Brown vs. Stephen F. Austin.....	16	132	3
* Sept. 22, 2007	Bernard Scott vs. SW Oklahoma State.....	20	132	2
Sept. 24, 1988	Gerald Todd vs. Alcorn State.....	28	132	1
Sept. 17, 1949	Alton Green vs. SW Oklahoma State.....	14	132	3
Nov. 12, 1949	Alton Green vs. Austin College.....	32	132	1
Oct. 24, 1981	Lembia Kinsler vs. East Texas State.....	27	131	1
Sept. 24, 1977	Alex Davis vs. Cameron.....	21	131	1
Oct. 27, 1956	Jimmy Thomas vs. Southwest Texas State.....	10	131	0
Oct. 1, 2022	Jermiah Dobbins vs. Utah Tech.....	24	130	3
Nov. 12, 2011	Charcandrick West vs. Incarnate Word.....	12	130	2
Sept. 18, 1999	George Fisher vs. SE Oklahoma State.....	24	130	1
Sept. 7, 2002	Eric Polk vs. Central Arkansas.....	24	129	0
Sept. 27, 2014	Herschel Sims at Houston Baptist.....	15	128	3
Oct. 4, 2008	Bernard Scott vs. East Central.....	17	128	1
Oct. 18, 1997	Cody Walton vs. Angelo State.....	10	128	1
Sept. 9, 1995	Sammie Overton vs. Prairie View A&M.....	16	128	0
Oct. 19, 2002	Eric Polk vs. Angelo State.....	30	127	1
Nov. 17, 1973	Wilbert Montgomery vs. Howard Payne.....	26	127	3
Oct. 30, 1954	Jimmy Hirth vs. Lamar Tech.....	15	127	3
Oct. 4, 1952	Jimmy Hirth vs. Midwestern State.....	14	127	2
Sept. 7, 2019	Tyrese White vs. Arizona Christian.....	13	126	1
Sept. 29, 2018	Billy McCrary at Incarnate Word.....	18	126	1
Oct. 18, 1997	Cody Walton vs. Angelo State.....	10	126	1
Sept. 10, 1988	Gerald Todd vs. Northern Colorado.....	21	126	1
Sept. 4, 1982	Anthony Thomas vs. West Texas State.....	21	126	0
Sept. 19, 1964	Dennis Hagaman vs. East Texas State.....	16	126	1
Sept. 15, 2018	Tracy James vs. Houston Baptist.....	19	125	1
Aug. 31, 2013	Charcandrick West vs. Concordia (Ala.).....	12	125	1
^* Nov. 17, 2007	Bernard Scott vs. Mesa State.....	12	125	3
Sept. 29, 1990	Darrell Ridge vs. Eastern New Mexico.....	20	125	0
Nov. 2, 1974	Cleotha Montgomery vs. Angelo State.....	17	125	1

FOOTBALL RECORDS

Oct. 18, 1952.....	Jimmy Hirth vs. McMurry.....	13	125	2
Nov. 16, 2002.....	Eric Polk vs. West Texas A&M.....	20	124	2
Nov. 3, 1951.....	Tommy Hinson vs. Texas A&I.....	22	124	1
^ Nov. 18, 2006.....	Taber Minner vs. West Texas A&M.....	18	123	1
Oct. 6, 1997.....	Rodney Lauderdale vs. SW Oklahoma State.....	15	123	0
Sept. 13, 2008.....	Bernard Scott vs. Texas A&M-Commerce.....	17	121	2
Nov. 17, 1979.....	Steve Worthey vs. Howard Payne.....	24	121	2
Oct. 29, 1955.....	Paul Goad vs. Southwest Texas State.....	15	121	2
Oct. 21, 1950.....	Alton Green vs. McMurry.....	23	121	1
* Sept. 1, 2007.....	Bernard Scott vs. Central Oklahoma.....	13	120	0
Nov. 1, 1975.....	Hubert Pickett vs. Angelo State.....	17	120	1
Oct. 16, 1975.....	Wilbert Montgomery vs. East Texas State.....	21	120	1
Oct. 7, 1949.....	Alton Green vs. Southwestern.....	14	120	0
Oct. 25, 1986.....	Freddie Powers vs. Angelo State.....	14	119	0
Sept. 21, 1978.....	Kelly Kent vs. East Texas State.....	31	119	3
Nov. 20, 1965.....	Jacky Roland vs. Angelo State.....	9	119	1
Oct. 12, 2019.....	Tracy James vs. Houston Baptist.....	18	118	1
Sept. 15, 2018.....	Tyrese White at Houston Baptist.....	6	118	1
Sept. 7, 2006.....	Taber Minner vs. Central Oklahoma.....	12	118	1
Sept. 2, 1995.....	Sammie Overton vs. N.M. Highlands.....	24	118	2
Oct. 25, 1952.....	Jimmy Hirth vs. West Texas State.....	14	118	1
Oct. 9, 2010.....	Darrell Cantu-Harkless vs. Midwestern State.....	17	117	1
Oct. 11, 2008.....	Bernard Scott vs. Angelo State.....	22	117	1
Nov. 3, 1984.....	Anthony Thomas vs. Sam Houston.....	28	117	0
Nov. 27, 1952.....	Jerry Mullins vs. Howard Payne.....	18	117	1
^ Nov. 14, 2009.....	Reggie Brown vs. Midwestern State.....	21	116	0
Nov. 1, 2008.....	Bernard Scott vs. Texas A&M-Kingsville.....	24	116	3
Sept. 10, 1983.....	Anthony Thomas vs. West Texas State.....	18	116	0
Nov. 20, 1982.....	Anthony Thomas vs. Howard Payne.....	20	116	0
Sept. 19, 1981.....	Larry Henderson vs. NW Oklahoma.....	11	115	1
Oct. 25, 1975.....	Hubert Pickett vs. Sul Ross State.....	19	115	2
Oct. 6, 1951.....	Jerry Mullins vs. Texas Western.....	27	115	0
Oct. 25, 1952.....	Red Rushing vs. West Texas State.....	20	115	0
Oct. 7, 2006.....	Taber Minner vs. Northeastern State.....	14	114	2
Sept. 1, 2001.....	Eric Polk vs. Central Arkansas.....	20	114	2
Nov. 8, 1975.....	Hubert Pickett vs. Tarleton.....	24	114	0
Nov. 13, 2010.....	Charcandrick West vs. SW Oklahoma State.....	11	113	2
Nov. 16, 1974.....	Cle Montgomery vs. Sam Houston.....	16	113	1
Oct. 26, 1946.....	Buster Dixon vs. McMurry.....	20	113	3
Nov. 11, 1989.....	Jimmy Hays vs. West Texas A&M.....	26	112	0
Oct. 17, 1970.....	Don Harr vs. Lamar.....	16	112	1
Oct. 30, 1954.....	Leondus Fry vs. Lamar Tech.....	9	112	1
Nov. 10, 2018.....	Tracy James at Sam Houston.....	23	111	1
Sept. 18, 2010.....	Charcandrick West vs. East Central.....	10	111	0
Oct. 12, 2002.....	Eric Polk vs. Central Oklahoma.....	28	111	0
Nov. 11, 1989.....	Eric Brown vs. West Texas A&M.....	24	111	0
Nov. 3, 2001.....	Eric Polk vs. Texas A&M-Kingsville.....	27	110	1
Nov. 7, 1959.....	Veon Scott vs. Southwestern Louisiana.....	17	110	0
Oct. 25, 2015.....	De'Andre Brown at Incarnate Word.....	17	109	1
Oct. 18, 2014.....	De'Andre Brown at McNeese.....	13	109	1
Sept. 6, 2014.....	De'Andre Brown vs. Northern Arizona.....	14	109	0
Nov. 5, 2011.....	Daryl Richardson vs. Texas A&M-Kingsville.....	23	109	2
Nov. 4, 2006.....	Taber Minner vs. Texas A&M-Kingsville.....	17	109	2
Sept. 2, 1978.....	Kelly Kent vs. East Central.....	22	109	0
Sept. 21, 1974.....	Wilbert Montgomery vs. Nebraska-Omaha.....	17	109	2
Nov. 10, 1973.....	Wilbert Montgomery vs. Sam Houston.....	16	109	4
Sept. 27, 1957.....	Jimmy Thomas vs. Tenn.-Chattanooga.....	13	108	0
Oct. 30, 1954.....	Gene Boyd vs. Lamar Tech.....	9	108	0
Oct. 11, 1951.....	Tommy Hinson vs. Carswell AFB.....	19	108	0
Sept. 25, 2021.....	Peyton Mansell vs. Lamar.....	6	107	1
Oct. 14, 2006.....	Chancy Campbell vs. Angelo State.....	12	107	2
Nov. 11, 1997.....	Ryan Benn vs. West Texas A&M.....	23	107	0
Nov. 18, 1961.....	Duane Hale vs. Trinity.....	10	107	1
Nov. 16, 1957.....	Jimmy Hirth vs. Trinity.....	13	107	2
Oct. 6, 1951.....	Tommy Hinson vs. Texas Western.....	22	107	2
Aug. 31, 2019.....	Tracy James at North Texas.....	16	106	2
Oct. 4, 2014.....	De'Andre Brown vs. Lamar.....	13	106	0
Oct. 31, 2009.....	Reggie Brown vs. Texas A&M-Kingsville.....	24	106	2
Oct. 28, 1995.....	Sammie Overton vs. East Texas State.....	26	106	0
Nov. 10, 1984.....	Anthony Thomas vs. Texas A&I.....	26	106	1
Oct. 13, 1984.....	Anthony Thomas vs. West Texas State.....	22	106	1
Nov. 4, 1978.....	Kelly Kent vs. Sam Houston.....	22	106	1
Nov. 4, 1978.....	Steve Worthey vs. Sam Houston.....	16	106	0
Oct. 19, 2019.....	Tracy James vs. Stephen F. Austin.....	25	105	2
Sept. 10, 2005.....	Rashon Myles vs. Northeastern State.....	16	105	1
Oct. 14, 2000.....	Adrian Rascon vs. Angelo State.....	18	105	0
Sept. 30, 2000.....	Adrian Rascon vs. Eastern New Mexico.....	17	105	0
Nov. 19, 1983.....	Lembia Kinsler vs. Howard Payne.....	14	105	0
Oct. 27, 1956.....	Eddie Campbell vs. Southwest Texas State.....	15	105	2

Most 100-Yard Rushing Games

Player	Years	100-Yd. Games
1. Bernard Scott.....	2007-08	23
2. Wilbert Montgomery.....	1973-76	13
3. Eric Polk.....	2001-02	12
4. Anthony Thomas.....	1981-84	11
5. De'Andre Brown.....	2014-17	8
(tie) Kelly Kent.....	1976-78	8
(tie) Jimmy Hirth.....	1952-54, 57	8
8. Charcandrick West.....	2010-13	7
9. Tracy James.....	2016-19	6
Daryl Richardson.....	2009-11	6
(tie) Gerald Todd.....	1985-88	6
(tie) Alton Green.....	1948-50	6

Most 100-Yard Receiving Games

Player	Years	100-Yd. Games
1. Edmond Gates.....	2007-10	13
2. Taylor Gabriel.....	2010-13	12
(tie) Jerale Badon.....	2004-07	12
(tie) Johnny Perkins.....	1974-76	12
(tie) Ronnie Vinson.....	1969-71	12
6. Johnny Knox.....	2007-08	9
7. Sean Grady.....	1987-90	7
8. Josh Fink.....	2016-19	6
Reggie McGowan.....	1985-86	6
(tie) Cle Montgomery.....	1974-77	6
10. Darrell Cantu-Harkless.....	2010-13	5
(tie) Richard Williams.....	1971-73	5
(tie) Pat Holder.....	1968-70	5
(tie) Kobe Clark.....	2018-pres.	5

Most 250-Yard Passing Games

Player	Years	250-Yd. Games
1. Billy Malone.....	2005-08	30
2. Mitchell Gale.....	2009-12	27
3. Jim Lindsey.....	1967-70	18
4. Rex Lamberti.....	1984-86, 1993	15
(tie) John Mayes.....	1976-79	15
6. Luke Anthony.....	2017-19	14
7. Dallas Sealey.....	2015-17	12
8. Parker McKenzie.....	2014-16	10
9. (tie) John David Baker.....	2009-13	8
(tie) Loyal Proffitt.....	1981-84	8
(tie) Clint Longley.....	1971-73	8

Sept. 27, 1980.....	Willie Kerley vs. Northwestern Oklahoma.....	17	104	0
Sept. 18, 2021.....	Tyrese White vs. Texas Permian Basin.....	19	103	1
Nov. 12, 1977.....	Kelly Kent vs. Southwest Texas State.....	14	103	1
Nov. 24, 1955.....	Paul Goad vs. Howard Payne.....	20	103	0
Oct. 3, 1953.....	Leondus Fry vs. Midwestern State.....	10	103	1
Sept. 7, 2013.....	John David Baker vs. McMurry.....	10	102	1
Oct. 26, 2013.....	Charcandrick West vs. New Mexico State.....	15	102	1
Sept. 18, 2004.....	Rashon Myles vs. Tarleton.....	14	102	1
Sept. 29, 2001.....	Eric Polk vs. Eastern New Mexico.....	28	102	3
Nov. 23, 1985.....	Leo Stallworth vs. East Texas State.....	16	102	0
Oct. 19, 1974.....	Wilbert Montgomery vs. East Texas State.....	23	102	2
Sept. 10, 2016.....	Adrian Duncan vs. Northern Colorado.....	15	101	1
Oct. 1, 2011.....	Daryl Richardson vs. Western Oregon.....	15	101	1
Oct. 29, 1983.....	Bob Shipley vs. Stephen F. Austin.....	21	101	0
Nov. 11, 1978.....	Kelly Kent vs. Southwest Texas State.....	21	101	0
Sept. 13, 1975.....	Wilbert Montgomery vs. Troy State.....	14	101	3
Oct. 5, 1974.....	Wilbert Montgomery vs. SW Texas State.....	19	101	3
Oct. 14, 1950.....	Alton Green vs. East Texas State.....	24	101	1
Nov. 1, 2014.....	Kade Munden vs. Central Arkansas.....	20	100	2
Oct. 17, 2009.....	Daryl Richardson vs. West Texas A&M.....	22	100	

FOOTBALL RECORDS

Oct. 12, 2013	John David Baker vs. Houston Baptist	16-20-0	273	4
Nov. 17, 1973	Clint Longley vs. Howard Payne	17-28-1	273	2
Oct. 12, 2002	Colby Freeman vs. Angelo State	18-28-2	278	3
Sept. 29, 2007	Billy Malone vs. Eastern New Mexico	18-27-1	272	4
Sept. 4, 1982	Loyal Proffitt vs. West Texas State	18-52-4	272	3
^ Nov. 17, 2007	Billy Malone vs. Mesa State	18-22-1	271	4
Nov. 8, 2014	Parker McKenzie vs. NSU (La.)	20-36-3	270	1
Nov. 10, 1979	John Mayes vs. Southwest Texas State	21-42-1	270	1
Oct. 26, 1985	Rex Lamberti vs. Howard Payne	24-41-1	269	3
^ Nov. 29, 2008	Billy Malone vs. NW Missouri State	21-45-2	269	2
Oct. 27, 1979	John Mayes vs. Stephen F. Austin	20-38-2	269	1
Oct. 28, 1978	John Mayes vs. Stephen F. Austin	19-40-3	269	2
Nov. 15, 2014	Parker McKenzie at Stephen F. Austin	19-29-0	267	1
Nov. 11, 1978	John Mayes vs. Southwest Texas State	16-35-2	267	1
Sept. 2, 1978	John Mayes vs. East Central	15-23-2	267	2
Oct. 25, 1986	Rex Lamberti vs. Angelo State	20-36-1	265	4
Sept. 30, 1972	Clint Longley vs. Louisiana Tech	16-30-3	265	1
Nov. 8, 1975	Jim Reese vs. Tarleton	15-29-2	264	2
Oct. 19, 2013	John David Baker vs. Incarnate Word	20-31-0	263	3
Oct. 9, 2010	Mitchell Gale vs. Midwestern State	27-39-0	263	3
Sept. 18, 2010	Mitchell Gale vs. East Central	23-32-0	263	5
Nov. 11, 2006	Billy Malone vs. Midwestern State	25-47-1	263	3
Oct. 6, 1990	Lance Landry vs. Central Oklahoma	15-31-3	263	0
Nov. 5, 1977	David Hanson vs. Sam Houston	15-33-1	263	3
Nov. 8, 2008	Billy Malone vs. Midwestern State	19-32-1	262	4
Sept. 13, 2003	Colby Freeman vs. Fort Lewis College	18-32-1	261	2
Nov. 2, 1985	Rex Lamberti vs. Angelo State	20-33-1	261	1
Sept. 7, 2019	Luke Anthony vs. Arizona Christian	18-26-0	260	4
Oct. 5, 2013	John David Baker vs. Pittsburg State	25-42-1	260	2
Sept. 4, 2004	Greg Wiggins vs. Central Oklahoma	19-42-2	260	3
Sept. 28, 1968	Jim Lindsey vs. Howard Payne	22-38-1	260	4
Sept. 3, 2016	Dallas Sealey at Air Force	16-33-0	259	3
Sept. 9, 2017	Dallas Sealey at Colorado State	25-38-1	258	0
Sept. 1, 2007	Billy Malone vs. Central Oklahoma	17-34-1	258	2
Nov. 7, 1970	Jim Lindsey vs. Texas-Arlington	21-36-2	256	1
Nov. 23, 2019	Luke Anthony at Mississippi State	25-38-1	255	1
Sept. 30, 2006	Billy Malone vs. Eastern New Mexico	19-29-0	255	1
Nov. 9, 2002	Colby Freeman vs. A&M-Kingsville	15-28-1	255	1
Oct. 2, 1999	Steve Brennan vs. Eastern New Mexico	16-33-0	255	1
Nov. 3, 1979	John Mayes vs. Sam Houston	12-22-1	255	2
Sept. 21, 1968	Jim Lindsey vs. East Texas State	21-41-0	255	3
Oct. 29, 2011	Mitchell Gale vs. Texas A&M-Commerce	19-31-1	254	2
Sept. 20, 1986	Rex Lamberti vs. Central Oklahoma	19-38-2	253	4
Oct. 10, 1992	Lance Landry vs. Central Oklahoma	16-34-2	253	2
Oct. 6, 2012	Mitchell Gale vs. Eastern New Mexico	18-28-0	252	4
Sept. 24, 2022	Ethan Long vs. Western New Mexico	22-34-0	251	2
Oct. 5, 1991	Mike Fuller vs. Eastern New Mexico	25-39-2	250	2

* Nov. 3, 2007	Johnny Knox vs. Texas A&M-Kingsville	5	173	2
Oct. 31, 1970	Ronnie Vinson vs. Drake	9	173	0
Nov. 1, 1986	Arthur Culpepper vs. Howard Payne	8	172	3
Oct. 6, 2001	Jacob Pruitt vs. Southeastern Oklahoma	10	167	1
Oct. 29, 1988	Sean Grady vs. East Texas State	7	166	1
Nov. 1, 1969	Nicky Pruitt vs. Eastern New Mexico	4	100	1
Sept. 24, 2016	De'Andre Brown at Stephen F. Austin	8	165	1
Nov. 4, 2006	Jerale Badon vs. Texas A&M-Kingsville	4	165	1
Sept. 27, 2008	Edmund Gates vs. Eastern New Mexico	8	164	2
* Sept. 8, 2007	Johnny Knox vs. Texas State	8	164	2
Oct. 2, 1993	Angel Alvarez vs. Eastern New Mexico	7	164	2
Oct. 15, 2016	D.J. Fuller at Sam Houston	8	163	2
Sept. 8, 2018	Josh Fink vs. Angelo State	8	161	2
Sept. 14, 2013	Taylor Gabriel vs. New Mexico Highlands	9	160	3
Oct. 19, 2006	John Brock vs. West Texas A&M	4	160	3
Nov. 17, 1979	Odus Dolton vs. Howard Payne	8	160	2
Sept. 8, 1990	Sean Grady vs. Northern Colorado	6	159	0
Nov. 8, 1969	Ronnie Vinson vs. Texas-Arlington	12	159	1
Aug. 27, 2014	DeMarcus Thompson at Georgia State	9	156	0
Nov. 5, 2011	Darian Hogg vs. Texas A&M-Kingsville	9	156	1
Nov. 7, 1998	M.C. Walker vs. Texas A&M-Kingsville	3	156	0
Dec. 4, 1976	Johnny Perkins vs. Harding	11	156	1
Nov. 4, 1978	Steve Worthey vs. Sam Houston	7	155	0
Sept. 26, 2015	Cedric Gilbert vs. Stephen F. Austin	7	153	2
Oct. 31, 1992	Darius Jones vs. East Texas State	5	151	1
Oct. 25, 1986	Reggie McGowan vs. Angelo State	8	151	2
Oct. 25, 1969	Ronnie Vinson vs. Arkansas State	7	151	0
Nov. 16, 1968	Bill Lockett vs. Trinity	13	151	0
Nov. 5, 1988	Sean Grady vs. Texas A&I	5	150	1
Oct. 13, 2007	Jerale Badon vs. Angelo State	9	149	1
Sept. 30, 2006	Jerale Badon vs. Eastern New Mexico	7	148	0
Oct. 28, 2006	Jerale Badon vs. Tarleton	14	147	1
Oct. 23, 1976	Johnny Perkins vs. Angelo State	5	147	1
Sept. 13, 1969	Ronnie Vinson vs. Arkansas Tech	6	146	2
Oct. 29, 1983	Boo Jones vs. Stephen F. Austin	8	145	1
Nov. 6, 2012	Kobe Clark at Jacksonville State	6	143	1
Oct. 21, 1978	Kirby Jones vs. East Texas State	9	143	0
Sept. 3, 1977	Cle Montgomery vs. NW Oklahoma	3	143	2
Oct. 14, 1978	Tim Purnell vs. Angelo State	4	142	0
Oct. 30, 1976	Johnny Perkins vs. Cameron	4	142	1
Oct. 18, 2008	Bernard Scott vs. West Texas A&M	7	141	1
Sept. 20, 2008	Johnny Knox vs. SE Oklahoma State	6	140	1
Oct. 22, 2011	Taylor Gabriel vs. Midwestern State	10	138	3
Sept. 4, 2010	Edmond Gates vs. Washburn	5	138	2
Sept. 2, 1978	Tim Purnell vs. East Central	6	138	2
Nov. 15, 1975	Ike O'Bryant vs. Sam Houston	5	136	2
Sept. 17, 2011	Taylor Gabriel vs. North Alabama	8	135	2
Oct. 2, 2010	Edmond Gates vs. Texas A&M-Kingsville	11	135	1
Oct. 23, 1976	Wilbert Montgomery vs. Stephen F. Austin	8	135	1
Nov. 10, 1990	Sean Grady vs. West Texas State	6	133	0
Oct. 28, 1989	Sean Grady vs. East Texas State	5	133	1
Oct. 28, 1972	Richard Williams vs. Eastern New Mexico	9	133	1
Sept. 27, 1969	Pat Holder vs. Howard Payne	6	133	1
Nov. 23, 1985	Reggie McGowan vs. East Texas State	8	132	2
Oct. 24, 2020	Kobe Clark vs. Stephen F. Austin	6	131	0
Nov. 16, 2013	Darrell Cantu-Harkless vs. Prairie View A&M	6	131	0
Sept. 22, 2012	DeMarcus Thompson vs. Angelo State	5	131	1
Sept. 13, 2008	Bernard Scott vs. Texas A&M-Commerce	6	131	1
Nov. 5, 2005	Jerale Badon vs. Midwestern State	10	131	1
Oct. 17, 1959	Robert McLeod vs. Howard Payne	9	131	3
Sept. 1, 2007	Jerale Badon vs. Central Oklahoma	7	130	1
Oct. 12, 1985	Reggie McGowan vs. SE Missouri State	6	130	1
Nov. 16, 2002	Dillon Cobb vs. West Texas A&M	5	129	0
Oct. 9, 1983	Angel Alvarez vs. Central Oklahoma	6	129	2
Nov. 3, 1973	Greg Stirman vs. Tarleton	5	129	0
Nov. 22, 1969	Ronnie Vinson vs. Angelo State	13	129	0
Nov. 17, 1973	Richard Williams vs. Howard Payne	7	128	1
Nov. 1, 1969	Ronnie Vinson vs. Eastern New Mexico	10	128	3
Nov. 3, 1979	Steve Thomas vs. Sam Houston	4	127	0
Sept. 13, 1975	Greg Stirman vs. Troy State	5	127	1
Oct. 26, 1973	Richard Williams vs. Stephen F. Austin	5	127	2
Nov. 9, 1968	Ronnie Vinson vs. Texas-Arlington	11	127	0
Sept. 26, 2009	Edmund Gates vs. Eastern New Mexico	6	126	1
Oct. 8, 2005	Robb Spells vs. Angelo State	5	126	2
Nov. 15, 2003	Danieal Manning vs. West Texas A&M	3	126	1
Nov. 11, 2000	Rodney Vanduren vs. West Texas A&M	6	126	1
^ Nov. 22, 2008	Johnny Knox vs. West Texas A&M	5	125	1
Oct. 11, 1975	Johnny Perkins vs. Stephen F. Austin	6	125	1
Oct. 30, 2010	Edmond Gates vs. Angelo State	6	124	1
Oct. 23, 2010	Edmond Gates vs. Eastern New Mexico	7	124	3
Sept. 21, 2019	Josh Fink vs. McNeese	9	123	0
Oct. 31, 2015	Cedric Gilbert vs. McNeese	3	122	0

ACU 100-Yard Receiving Games

Date	Player and Opponent	No.	Yds.	TD
Oct. 11, 2008	Johnny Knox vs. Angelo State	6	232	4
Oct. 5, 1985	Reggie McGowan vs. Stephen F. Austin	9	228	3
Nov. 14, 1981	Quinton Smith vs. Southwest Texas State	11	221	1
Nov. 7, 1981	Quinton Smith vs. Sam Houston	11	220	1
Oct. 18, 1975	Johnny Perkins vs. East Texas State	8	217	2
Nov. 12, 1977	Cle Montgomery vs. Southwest Texas State	10	210	2
Aug. 31, 2013	Darian Hogg vs. Concordia (Ala.)	10	208	2
Oct. 1, 2005	Jerale Badon vs. SE Oklahoma State	13	205	1
Oct. 18, 2008	Johnny Knox vs. West Texas A&M	10	203	2
Nov. 5, 2005	Robb Spells vs. Midwestern State	7	203	3
Oct. 23, 1976	Greg Stirman vs. Angelo State	9	202	0
Oct. 3, 1970	Ronnie Vinson vs. Northern Colorado	6	194	1
Sept. 20, 1969	Ronnie Vinson vs. East Texas State	10	194	1
Nov. 2, 1968	Bill Lockett vs. Eastern New Mexico	8	194	2
Oct. 24, 1970	Ronnie Vinson vs. Arkansas State	13	193	3
Oct. 26, 2013	Taylor Gabriel vs. New Mexico State	15	188	0
Oct. 26, 1968	Bill Lockett vs. Arkansas State	10	187	1
Sept. 8, 1973	Richard Williams vs. Arkansas State	6	186	2
Sept. 24, 1977	Kirby Jones vs. Cameron	6	185	1
Nov. 22, 1975	Johnny Perkins vs. Howard Payne	10	185	3
* Oct. 20, 2007	Johnny Knox vs. West Texas A&M	8	183	1
Sept. 3, 2005	Robb Spells vs. Central Oklahoma	3	183	2
Oct. 17, 1970	Ronnie Vinson vs. Lamar	11	183	2
Nov. 20, 1976	Johnny Perkins vs. Howard Payne	6	180	2
Nov. 15, 1986	Reggie McGowan vs. Texas A&I	8	179	1
^ Nov. 24, 2007	Jerale Badon vs. Chadron State	10	178	1
Nov. 27, 1952	Stanley Staples vs. Howard Payne	6	178	2
Oct. 25, 1975	Johnny Perkins vs. Sul Ross State	4	176	2
Oct. 12, 2013	Taylor Gabriel vs. Houston Baptist	7	174	3
Oct. 4, 2008	Bernard Scott vs. East Central	7	173	3

Aug. 30, 2008.....	Edmund Gates vs. NW Missouri State.....	5	122	0
Nov. 4, 2006.....	Chris Morris vs. Texas A&M-Kingsville.....	7	122	1
Oct. 12, 1991.....	Ethan Sheffield vs. Central Oklahoma.....	6	122	1
Oct. 29, 1983.....	Arthur Culpepper vs. Stephen F. Austin.....	7	122	0
Nov. 3, 1973.....	Toby York vs. Tarleton.....	4	122	2
Sept. 27, 2014.....	Cade Stone at Houston Baptist.....	7	121	2
Oct. 16, 2010.....	Edmond Gates vs. Incarnate Word.....	3	121	2
Nov. 9, 2002.....	Don Hooks vs. Texas A&M-Kingsville.....	4	121	1
Sept. 23, 1978.....	Tim Purnell vs. Cameron.....	6	121	0
Oct. 11, 2014.....	Cade Stone vs. Ave Maria (Fla.).....	8	121	1
Sept. 20, 2014.....	Jace Hudson vs. Incarnate Word.....	6	120	1
Sept. 20, 1975.....	Johnny Perkins vs. Texas A&I.....	4	120	1
Sept. 1, 2022.....	Kendall Catalan vs. Lamar.....	7	119	1
^ Nov. 19, 2011.....	Taylor Gabriel vs. Washburn.....	6	119	2
Oct. 8, 2005.....	Jerale Badon vs. Angelo State.....	8	119	0
Oct. 14, 2000.....	Jacob Pruitt vs. Angelo State.....	5	119	0
Sept. 19, 1981.....	Quinton Smith vs. Northwest Oklahoma.....	4	119	2
Dec. 8, 1973.....	Richard Williams vs. Elon College.....	5	119	1
Sept. 8, 1973.....	Wilbert Montgomery vs. Arkansas State.....	5	119	2
Nov. 27, 1952.....	Ray Hansen vs. Howard Payne.....	3	119	2
^ * Nov. 17, 2007.....	Johnny Knox vs. Mesa State.....	5	118	3
Sept. 29, 2018.....	Josh Fink vs. Incarnate Word.....	7	117	0
Oct. 5, 2013.....	Taylor Gabriel vs. Pittsburg State.....	10	117	1
Oct. 27, 2012.....	Darian Hogg vs. Texas A&M-Commerce.....	4	117	2
Nov. 19, 2011.....	Darrell Cantu-Harkless vs. Washburn.....	5	117	0
^ Nov. 27, 2010.....	Edmond Gates vs. Central Missouri.....	6	117	1
Nov. 11, 2006.....	Jerale Badon vs. Midwestern State.....	8	117	2
Nov. 4, 2000.....	Rodney Vanduren vs. Texas A&M-Kingsville.....	3	117	1
Nov. 11, 1978.....	Robbie Tindol vs. Southwest Texas State.....	5	117	1
Oct. 20, 2012.....	Taylor Gabriel vs. Midwestern State.....	9	116	2
Nov. 8, 1975.....	Johnny Perkins vs. Tarleton.....	4	116	1
Nov. 26, 1959.....	David Rucker vs. McMurry.....	12	116	1
Oct. 31, 2020.....	Lionell McConnell vs. Mercer.....	9	115	0
Nov. 23, 2019.....	Branden Hohenstein at Mississippi State.....	4	115	0
Oct. 17, 1998.....	Casey Whittle vs. Angelo State.....	6	115	0
Sept. 17, 1977.....	Cle Montgomery vs. Western New Mexico.....	4	115	1
Oct. 25, 1997.....	Craig Cole vs. Tarleton.....	5	114	2
Sept. 19, 1970.....	Pat Holder vs. East Texas State.....	7	114	2
Nov. 3, 2012.....	Darrell Cantu-Harkless vs. West Alabama.....	9	113	1
Nov. 7, 1998.....	Mike McCullough vs. Texas A&M-Kingsville.....	6	113	2
Oct. 10, 1970.....	Ronnie Vinson vs. Eastern New Mexico.....	6	113	0
Oct. 12, 2019.....	Josh Fink vs. Houston Baptist.....	12	112	1
Oct. 6, 2012.....	Taylor Gabriel vs. Eastern New Mexico.....	8	112	0
Oct. 3, 2009.....	Edmond Gates vs. East Central.....	5	112	1
Oct. 27, 1990.....	Sean Grady vs. East Texas State.....	6	112	1
Oct. 25, 1985.....	Reggie McGowan vs. Howard Payne.....	8	112	2
Nov. 12, 2011.....	Taylor Gabriel vs. Incarnate Word.....	5	111	1
Oct. 31, 2009.....	Edmond Gates vs. Texas A&M-Kingsville.....	5	111	1
Sept. 18, 1999.....	Casey Whittle vs. Southeastern Oklahoma.....	5	111	2
Nov. 14, 1959.....	Robert McLeod vs. Texas Western.....	4	111	2
Oct. 19, 2019.....	Josh Fink vs. Stephen F. Austin.....	12	110	0
Oct. 25, 1969.....	Pat Holder vs. Arkansas State.....	7	110	1
Sept. 3, 2016.....	D.J. Fuller at Air Force.....	5	109	1
Nov. 10, 2012.....	Charcandrick West vs. Incarnate Word.....	4	109	1
Nov. 5, 2011.....	Taylor Gabriel vs. Texas A&M-Kingsville.....	7	109	1
Oct. 9, 1999.....	Eugene Sykes vs. Midwestern State.....	5	109	1
Oct. 15, 1977.....	Cle Montgomery vs. Angelo State.....	6	109	1
Oct. 2, 1965.....	Mike Hubbard vs. McMurry.....	3	109	1
Sept. 1, 2012.....	Taylor Gabriel vs. McMurry.....	7	108	1
Sept. 16, 2006.....	John Brock vs. SE Oklahoma State.....	8	108	1
Sept. 7, 2006.....	Jerale Badon vs. Central Oklahoma.....	6	108	0
Oct. 4, 2003.....	Lawrence Hardman vs. Eastern New Mexico.....	3	108	1
Nov. 11, 1989.....	Sean Grady vs. West Texas State.....	6	108	2
Oct. 12, 2019.....	Kobe Clark vs. Stephen F. Austin.....	9	107	1
Sept. 29, 2007.....	Jerale Badon vs. Eastern New Mexico.....	6	107	0
Oct. 13, 1987.....	Roderick Johnson vs. Texas Lutheran.....	7	107	2
Sept. 19, 1987.....	Roderick Johnson vs. Tennessee Tech.....	4	107	0
Oct. 10, 1970.....	Pat Holder vs. Eastern New Mexico.....	7	107	2
Oct. 16, 2021.....	Peyton Mansell vs. Lamar.....	18	106	2
Nov. 11, 2006.....	Chris Morris vs. Midwestern State.....	8	106	0
Sept. 15, 2001.....	Rodney Vanduren vs. Northeastern State.....	5	106	1
Oct. 10, 1987.....	Randy Arnold vs. Eastern New Mexico.....	8	106	0
Oct. 2, 1976.....	Ricky Felts vs. Southwest Texas State.....	5	106	1
Sept. 11, 1976.....	Johnny Perkins vs. Northern Colorado.....	5	106	0
Nov. 15, 2014.....	Jace Hudson at Stephen F. Austin.....	5	105	1
Oct. 8, 2011.....	Darrell Cantu-Harkless vs. E. New Mexico.....	8	105	1
Oct. 24, 1987.....	Roderick Johnson vs. Angelo State.....	6	105	2
Oct. 23, 1982.....	Steve Parker vs. East Texas State.....	5	105	0
Sept. 21, 1974.....	Wilbert Montgomery vs. Nebraska-Omaha.....	3	105	3
Nov. 26, 1953.....	Leonus Fry vs. Howard Payne.....	4	105	0

Oct. 30, 2021.....	Kobe Clark vs. Stephen F. Austin.....	7	104	1
Nov. 16, 2019.....	Kobe Clark vs. Southeastern Louisiana.....	6	104	0
Oct. 9, 2010.....	Edmond Gates vs. Midwestern State.....	8	104	1
Oct. 19, 1987.....	Randy Arnold vs. Tennessee Tech.....	3	103	1
Sept. 13, 1975.....	Cle Montgomery vs. Troy State.....	7	103	1
Sept. 1, 2018.....	D.J. Fuller at Baylor.....	9	102	1
Nov. 10, 2012.....	Darrell Cantu-Harkless vs. Incarnate Word.....	9	102	0
^ Nov. 21, 2009.....	Edmond Gates vs. NW Missouri State.....	8	102	0
Oct. 2, 1976.....	Cle Montgomery vs. Southwest Texas State.....	7	102	0
Nov. 15, 1975.....	Greg Stirman vs. Sam Houston.....	5	102	1
Oct. 3, 2020.....	Lionell McConnell vs. Army.....	11	101	0
Nov. 1, 2008.....	Johnny Knox vs. Texas A&M-Kingsville.....	6	101	2
Oct. 16, 1982.....	Steve Parker vs. Angelo State.....	7	101	0
Oct. 27, 1979.....	Steve Thomas vs. Stephen F. Austin.....	6	101	0
Oct. 16, 1976.....	Johnny Perkins vs. East Texas State.....	6	101	0
Oct. 31, 2015.....	Carl Whitley vs. McNeese.....	8	100	1
Sept. 8, 1973.....	Reggie Hunter vs. Arkansas State.....	3	100	2
Nov. 15, 1969.....	Pat Holder vs. Trinity.....	9	100	1
Nov. 1, 1969.....	Nicky Pruitt vs. Eastern New Mexico.....	4	100	1

**** NAIA Division I playoff games**
^ NCAA Division II playoff game
*** Record vacated because of NCAA violations**

ACU Single-Game Bests [1946-2018]

^ NCAA Division II playoff game

Offense

Total Offense

Yards	Opponent	Date	Result	Pass	Rush
^ 810	West Texas A&M	Nov. 22, 2008	W, 93-68	383	427
740	Howard Payne	Nov. 27, 1952	W, 62-6	442	298
715	Tarleton	Oct. 27, 2007	W, 70-63	345	370
707	Angelo State	Oct. 13, 2007	W, 52-28	383	324
703	Arizona Christian	Sept. 7, 2019	W, 66-14	278	425
692	Prairie View A&M	Nov. 16, 2013	W, 65-45	485	207
^ 688	Washburn	Nov. 19, 2011	L, 52-49	506	182
687	West Texas A&M	Oct. 18, 2008	W, 52-35	386	301
677	Tarleton	Nov. 8, 1975	W, 35-21	292	385
675	Texas A&M-Kingsville	Nov. 3, 2007	W, 59-31	370	305
671	Eastern New Mexico	Oct. 10, 1970	W, 61-7	273	398
^ 653	Chadron State	Nov. 24, 2007	L, 76-73 (3ot)	361	292

Pass Offense

Date	Opponent	C-A-I	TDs	Yards
Oct. 30, 1976.....	Angelo State.....	26-39-1	2	564
^ Nov. 19, 2011.....	Washburn.....	29-49-3	4	506
Oct. 1, 2005.....	Southeastern Oklahoma State.....	24-36-0	3	488
Nov. 16, 2013.....	Prairie View A&M.....	31-42-0	4	485
Oct. 22, 1983.....	Stephen F. Austin.....	35-49-3	3	466
Nov. 27, 1952.....	Howard Payne.....	17-27-1	6	442
Sept. 29, 1973.....	Southwest Texas State.....	20-34-1	4	437
Sept. 8, 1973.....	Arkansas State.....	22-41-2	6	433
Nov. 14, 1981.....	Southwest Texas State.....	23-44-2	4	431
Nov. 7, 1999.....	Texas A&M-Kingsville.....	21-43-2	3	430
Oct. 26, 2013.....	New Mexico State.....	33-49-1	3	428
Nov. 4, 1978.....	Sam Houston.....	23-39-0	3	427
Oct. 24, 1998.....	Tarleton.....	33-59-2	3	424
Oct. 23, 1982.....	East Texas State.....	25-46-2	2	423
Oct. 16, 2010.....	Incarnate Word.....	22-32-1	5	419
Oct. 2, 2010.....	Texas A&M-Kingsville.....	34-51-0	3	417
Oct. 29, 1988.....	East Texas State.....	27-45-3	3	417
Oct. 24, 1970.....	Arkansas State.....	33-65-2	3	414
Oct. 22, 2011.....	Midwestern State.....	32-56-1	3	413
Nov. 10, 2012.....	Incarnate Word.....	25-36-1	2	408
Nov. 5, 2011.....	Texas A&M-Kingsville.....	30-42-0	3	408
Nov. 4, 2006.....	Texas A&M-Kingsville.....	18-36-0	2	404
Aug. 27, 2014.....	Georgia State.....	30-41-1	4	403
Sept. 24, 2016.....	at Stephen F. Austin.....	28-53-1	3	400

Most attempts in one game: 68 vs. Sam Houston (Nov. 11, 2017)
Most completions in one game: 38 vs. Sam Houston (Nov. 11, 2017)
Most TDs in one game: 7 vs. Concordia, Ala. (Aug. 31, 2013)
Most INTs thrown in one game: 6 vs. Southwest Texas State (Nov. 12, 1983) and vs. Southeastern Louisiana (Nov. 16, 2019)

Rush Offense

FOOTBALL RECORDS

Date	Opponent	Yards
Nov. 9, 1963	Texas-Arlington	444
^ Nov. 22, 2008	West Texas A&M	427
Sept. 7, 2019	Arizona Christian	425
Nov. 1, 1952	Texas A&I	419
Oct. 27, 1951	Midwestern State	408
Oct. 30, 1954	Lamar Tech	405
Nov. 20, 1954	Arkansas State	401
Oct. 10, 1970	Eastern New Mexico	398
Nov. 8, 1975	Tarleton	385
Oct. 25, 1958	Southwest Texas State	381
Sept. 23, 1950	Sul Ross State College	376
Oct. 27, 2007	Tarleton	370
Sept. 26, 2009	Eastern New Mexico	362
Oct. 18, 1952	McMurry	358
Oct. 21, 1995	Tarleton	353
Nov. 22, 1951	Howard Payne	353

Most carries in one game: 82 for 313 yards vs. Texas Western (Oct. 6, 1951)

First Down Offense

Date	Opponent	First Downs
Oct. 26, 2019	Nicholls	33
Sept. 7, 2019	Arizona Christian	33
Nov. 8, 1975	Tarleton	33
Oct. 20, 2018	Southeastern Louisiana	32
Sept. 29, 2018	Incarnate Word	32
Nov. 8, 2008	Midwestern State	32
Sept. 22, 2007	SW Oklahoma State	32
Oct. 12, 2019	Houston Baptist	31
Sept. 7, 2013	McMurry	31
Oct. 22, 2011	Midwestern State	31
Sept. 12, 1987	Northern Colorado	31
Nov. 19, 1977	Howard Payne	31
Oct. 10, 1970	Eastern New Mexico	31
Oct. 8, 2022	SFA	30
Nov. 21, 2015	Northern Colorado	30
Nov. 16, 2013	Prairie View A&M	30
Aug. 31, 2013	Concordia (Ala.)	30
Nov. 5, 2011	Texas A&M-Kingsville	30
^ Nov. 22, 2008	West Texas A&M	30
Oct. 6, 2001	Southeastern Oklahoma State	30
Nov. 14, 1998	West Texas A&M	30
Nov. 11, 1989	West Texas A&M	30
Nov. 18, 1978	Howard Payne	30
Sept. 8, 1973	Arkansas State	30

Defense

Total Defense

Yards	Opponent	Date	Result	Rush	Pass
26	Howard Payne	Nov. 9, 1946	W, 19-0	8	18
44	Trinity	Oct. 26, 1963	W, 41-6	(-17)	61
44	Howard Payne	Nov. 23, 1950	W, 27-6	(-33)	77
48	Howard Payne	Nov. 22, 1980	W, 20-0	18	30
49	Texas A&M-Commerce	Nov. 1, 2003	W, 21-7	(-15)	64
54	Southwest Texas State	Oct. 26, 1957	W, 47-0	35	19
61	Sul Ross State	Oct. 29, 1973	W, 29-0	(-11)	72
63	NW Oklahoma	Sept. 27, 1980	W, 16-0	50	13
65	Howard Payne	Sept. 12, 1964	W, 24-6	(-2)	67
72	East Central	Sept. 2, 1978	W, 14-3	3	69

Pass Defense

Date	Opponent	C-A-I	Yards
Sept. 29, 2007	Eastern New Mexico	0-1-0	0
Oct. 30, 1971	Lamar	0-3-0	0
Nov. 9, 1957	West Texas State	0-4-1	0
Nov. 4, 1950	Texas A&I	0-5-0	0
Oct. 21, 1950	McMurry	0-8-4	0
Oct. 22, 1949	McMurry	0-3-0	0
Nov. 6, 1948	Hardin College	0-4-1	0
Oct. 16, 1948	Western Colorado	0-8-0	0
Oct. 4, 1947	Arizona State	0-6-1	0
Oct. 4, 1997	Eastern New Mexico	1-7-3	3
Oct. 3, 1959	Lamar Tech	1-6-0	5

Rush Defense

Date	Opponent	Yards
Oct. 30, 1993	Texas A&M-Commerce	(-52)
Nov. 23, 1950	Howard Payne	(-33)
Oct. 24, 2009	Tarleton	(-27)

Oct. 30, 2010	Angelo State	(-23)
Oct. 26, 1963	Trinity	(-17)
Sept. 16, 1986	Northern Colorado	(-16)
Nov. 1, 2003	Texas A&M-Commerce	(-15)
Sept. 18, 2010	East Central	(-12)
Sept. 26, 2009	Eastern New Mexico	(-11)
Oct. 29, 1973	Sul Ross State	(-11)
Oct. 4, 2008	East Central	(-9)
Nov. 30, 1963	Fresno State	(-7)
Sept. 17, 1994	Adams State (Colo.)	(-3)
Oct. 22, 1977	East Texas State	(-3)

First Down Defense

Date	Opponent	First Downs
Sept. 12, 1964	Howard Payne	2
Nov. 20, 1954	Arkansas State	2
Nov. 9, 1946	Howard Payne	2
Oct. 26, 1957	Southwest Texas State	3
Oct. 2, 1948	Pensacola Naval Air Station	3
Nov. 1, 2003	Texas A&M-Commerce	4
Oct. 29, 1973	Sul Ross State	4
Nov. 4, 1950	Texas A&I	4
Oct. 7, 1950	Southwestern	4
Nov. 22, 1980	Howard Payne	5
Sept. 27, 1980	Northwestern Oklahoma	5
Sept. 25, 1965	Howard Payne	5

Opponents' Single-Game Bests [1946-2018]

^ NCAA Division II playoff game

Offense

Total Offense

Yards	Opponent	Date	Rush	Pass
740	Oct. 22, 2011	Midwestern State	436	304
721	^ Nov. 22, 2008	West Texas A&M	126	595
716	^ Nov. 24, 2007	Chadron State	273	443
681	Sept. 1, 2001	Central Arkansas	261	420
665	Sept. 10, 2016	Northern Colorado	433	232
654	Nov. 10, 2007	Midwestern State	467	187
623	Oct. 21, 2017	Southeastern Louisiana	443	180
606	Aug. 31, 2018	Baylor	295	311
605	Sept. 9, 2017	Colorado State	268	337
602	Sept. 3, 2016	Air Force	201	401
602	Oct. 27, 2007	Tarleton	163	439
593	Oct. 25, 2015	Incarnate Word	225	368
595	Aug. 31, 2019	North Texas	192	338
590	Oct. 15, 2016	Sam Houston	407	183
586	Nov. 7, 1998	Texas A&M-Kingsville	375	211
584	Sept. 26, 2015	Stephen F. Austin	312	272
577	Nov. 23, 2019	Mississippi State	372	205
575	Aug. 31, 2019	North Texas	192	383
572	Nov. 16, 2013	Prairie View A&M	282	290
568	Oct. 30, 2021	Stephen F. Austin	222	346
556	Aug. 27, 2014	Georgia State	153	413
556	Sept. 15, 2012	Tarleton	179	377
553	^ Nov. 27, 2010	Central Missouri	76	477
548	^ Nov. 19, 2011	Washburn	124	424
545	Oct. 14, 1989	Angelo State	396	149
543	Oct. 2, 2021	Central Arkansas	185	358
542	Nov. 4, 1989	Texas A&I	354	188
542	Sept. 28, 1974	Texas A&I	413	129
541	Sept. 8, 1973	Arkansas State	488	53
540	Sept. 25, 1976	Texas A&I	396	144
538	Nov. 15, 2014	Stephen F. Austin	283	255
534	Nov. 5, 2005	Midwestern State	379	155
533	Oct. 6, 2001	SE Oklahoma State	242	292
531	Nov. 5, 2011	Texas A&M-Kingsville	278	253
530	Sept. 20, 1986	Central Oklahoma	398	132
530	Sept. 8, 1984	Montana	165	365
526	Oct. 19, 1994	Texas A&M-Commerce	378	148
525	Oct. 5, 2019	Lamar	187	338
525	Oct. 6, 1979	Texas A&I	303	222
528	Oct. 17, 2015	Sam Houston	247	281
528	Nov. 15, 1986	Texas A&I	388	140
528	Sept. 28, 1968	Howard Payne	310	218
527	Oct. 13, 2007	Angelo State	212	315
527	Nov. 5, 1988	Texas A&I	324	203
526	Nov. 16, 2002	West Texas A&M	227	299

521.....	Nov. 21, 2015.....	Northern Colorado	228	293
521.....	Oct. 10, 2015.....	Lamar	391	130
521.....	Sept. 27, 1969.....	Howard Payne	470	51
520.....	Oct. 8, 2016.....	Lamar	211	309
518.....	Nov. 21, 2020.....	Virginia	115	403
513.....	Sept. 24, 2016.....	Stephen F. Austin	398	115
513.....	Nov. 5, 1960.....	Memphis State	374	139
512.....	Sept. 2, 1989.....	Northern Arizona	293	219
511.....	Oct. 20, 2007.....	West Texas A&M	151	360
510.....	Oct. 20, 2012.....	Midwestern State	389	121
509.....	Nov. 11, 2000.....	West Texas A&M	173	336
508.....	Sept. 14, 1968.....	Northwestern Louisiana	283	225
507.....	Oct. 18, 2014.....	McNeese	304	203
504.....	Sept. 1, 1994.....	North Texas	297	207
503.....	Sept. 24, 2011.....	Angelo State	57	446
503.....	Sept. 21, 1968.....	East Texas State	370	133
502.....	Oct. 1, 2016.....	Central Arkansas	173	329
502.....	Oct. 16, 2004.....	West Texas A&M	72	430
502.....	Oct. 22, 1949.....	McMurry	502	0

Pass Offense

Date	Opponent	C-A-I	Yards
^ Nov. 22, 2008.....	West Texas A&M.....	42-64-0	595
^ Nov. 27, 2010.....	Central Missouri.....	29-46-1	477
Sept. 24, 2011.....	Angelo State.....	39-67-2	446
Nov. 6, 2010.....	West Texas A&M.....	39-60-3	446
^ Nov. 24, 2007.....	Chadron State.....	37-62-3	443
Oct. 27, 2007.....	Tarleton.....	32-50-2	439
Sept. 10, 2016.....	Northern Colorado.....	26-34-1	433
Oct. 16, 2004.....	West Texas A&M.....	41-59-0	430
Sept. 19, 1987.....	Tennessee Tech.....	14-38-0	436
^ Nov. 19, 2011.....	Washburn.....	23-39-0	424
Sept. 1, 2001.....	Central Arkansas.....	26-49-0	420
Oct. 18, 2008.....	West Texas A&M.....	33-50-3	415
Aug. 27, 2014.....	Georgia State.....	31-49-2	413
Oct. 15, 2016.....	Sam Houston.....	32-42-2	407
Oct. 19, 2006.....	West Texas A&M.....	35-55-1	405
Nov. 21, 2020.....	Virginia.....	22-29-0	403
Sept. 11, 1982.....	West Texas State.....	21-41-3	401
Nov. 1, 2014.....	Central Arkansas.....	37-51-4	396
Oct. 22, 1994.....	West Texas A&M.....	26-47-4	396
Nov. 3, 2018.....	Northwestern State.....	28-47-3	388
Oct. 1, 2011.....	Western Oregon.....	22-39-0	387
Aug. 31, 2019.....	North Texas.....	28-38-1	383
Oct. 13, 2012.....	West Texas A&M.....	33-48-0	383
Nov. 3, 2007.....	Texas A&M-Kingsville.....	29-45-2	383
Sept. 14, 2013.....	New Mexico Highlands.....	37-52-1	381
Sept. 15, 2012.....	Tarleton.....	39-52-1	377
Sept. 8, 2012.....	Texas A&M-Kingsville.....	33-50-0	372
Sept. 14, 2019.....	Central Arkansas.....	36-53-1	367
Nov. 8, 1986.....	East Texas State.....	25-61-3	367
Sept. 8, 1984.....	Montana.....	25-38-0	365
Nov. 22, 1986.....	West Texas State.....	37-54-2	362
Oct. 17, 2009.....	West Texas A&M.....	34-48-0	358
Nov. 10, 1951.....	Austin College.....	18-30-2	355
Oct. 31, 1992.....	Texas A&M-Commerce.....	23-35-2	354
Aug. 31, 1996.....	New Mexico Highlands.....	23-49-1	352

Most Attempts in one game: 67 by Angelo State (Sept. 24, 2011)
Most Completions in one game: 42 by West Texas A&M (Nov. 22, 2008)
Most TDs in one game: 7 by West Texas A&M (Nov. 22, 2008)
Most INTs thrown in one game: 6 by Angelo State (Sept. 3, 1983)

Rush Offense

Date	Opponent	Yards
Oct. 22, 1949.....	McMurry.....	502
Sept. 8, 1973.....	Arkansas State.....	488
Sept. 27, 1969.....	Howard Payne.....	470
Nov. 10, 2007.....	Midwestern State.....	467
Oct. 21, 2017.....	Southeastern Louisiana.....	443
Oct. 3, 2020.....	Army.....	441
Oct. 22, 2011.....	Midwestern State.....	436
Nov. 7, 2020.....	Angelo State.....	414
Sept. 28, 1974.....	Texas A&I.....	413
Nov. 3, 1990.....	Texas A&M-Kingsville.....	411
Sept. 3, 2016.....	Air Force.....	401
Sept. 20, 1986.....	Central Oklahoma.....	398
Oct. 23, 1965.....	Arkansas State.....	397
Oct. 14, 1989.....	Angelo State.....	396
Sept. 25, 1976.....	Texas A&I.....	396

First Down Offense

Date	Opponent	First Downs
^ Nov. 24, 2007.....	Chadron State.....	41
^ Nov. 22, 2008.....	West Texas A&M.....	34
Sept. 10, 2016.....	Northern Colorado.....	33
Aug. 27, 2014.....	Georgia State.....	33
Nov. 16, 2013.....	Prairie View A&M.....	33
Nov. 15, 2014.....	Stephen F. Austin.....	32
Sept. 24, 2011.....	Angelo State.....	32
Nov. 10, 2007.....	Midwestern State.....	32
Oct. 27, 2007.....	Tarleton.....	32
Oct. 15, 2016.....	Sam Houston.....	31
Sept. 9, 2017.....	Colorado State.....	30
Oct. 20, 2012.....	Midwestern State.....	30
Sept. 15, 2012.....	Tarleton.....	30
Nov. 6, 2010.....	West Texas A&M.....	30
^ Nov. 29, 2008.....	Northwest Missouri State.....	30
Oct. 22, 2011.....	Midwestern State.....	29
Oct. 29, 1994.....	Texas A&M-Commerce.....	29
Oct. 31, 1992.....	Texas A&M-Commerce.....	29

Defense

Total Offense

Yards	Opponent	Date	Rush	Pass
37.....	Arkansas.....	Sept. 18, 1948	23	14
49.....	Texas A&M-Commerce.....	Nov. 1, 2003	(-15)	64
64.....	Angelo State.....	Oct. 15, 1994	(-4)	68
65.....	Texas A&M-Kingsville.....	Nov. 5, 1994	49	16
72.....	Texas A&M-Commerce.....	Sept. 15, 1962	59	13
74.....	Texas A&M-Commerce.....	Sept. 19, 1952	35	39
84.....	Eastern New Mexico.....	Oct. 3, 1992	(-56)	140
88.....	Tenn.-Chattanooga.....	Sept. 26, 1952	76	12
89.....	Southern Mississippi.....	Nov. 5, 1955	54	35
91.....	Texas A&M-Commerce.....	Sept. 19, 1959	79	12
95.....	North Texas.....	Sept. 5, 1992	(-6)	101

Pass Defense

Date	Opponent	C-A-I	Yards
Oct. 24, 1964.....	Arkansas State.....	0-5-1	0
Oct. 31, 1959.....	Trinity.....	0-8-1	0
Nov. 9, 1957.....	West Texas State.....	0-8-4	0
Oct. 3, 1953.....	Midwestern State.....	0-4-0	0
Oct. 6, 1951.....	Texas Western.....	0-7-0	0
Oct. 3, 1959.....	Lamar.....	1-2-0	6
Sept. 1, 1994.....	North Texas.....	1-8-0	7
Oct. 11, 1947.....	Southwestern.....	2-7-1	8
Oct. 15, 1960.....	Howard Payne.....	1-5-1	9
Nov. 1, 1952.....	Texas A&I.....	1-9-1	11

Rush Defense

Date	Opponent	Yards
Oct. 5, 1968.....	McMurry.....	(-77)
Oct. 3, 1992.....	Eastern New Mexico.....	(-56)
Nov. 4, 1989.....	Texas A&I.....	(-44)
Oct. 31, 1992.....	Texas A&M-Commerce.....	(-40)
Nov. 9, 1985.....	Eastern New Mexico.....	(-37)
Nov. 6, 1993.....	Texas A&M-Kingsville.....	(-36)
Nov. 16, 1968.....	Trinity.....	(-27)
Sept. 1, 1990.....	Angelo State.....	(-22)
Oct. 14, 1978.....	Angelo State.....	(-17)

First Down Defense

Date	Opponent	First Downs
Nov. 15, 1947.....	Austin College.....	2
Nov. 1, 2003.....	Texas A&M-Commerce.....	4
Nov. 5, 1994.....	Texas A&M-Kingsville.....	4
Oct. 27, 1962.....	Southern Mississippi.....	4
Sept. 19, 1952.....	East Texas State.....	4
Sept. 18, 1948.....	Arkansas.....	4
Oct. 23, 1999.....	Tarleton.....	5
Sept. 15, 1962.....	East Texas State.....	5
Sept. 19, 1959.....	East Texas State.....	5
Nov. 8, 1997.....	Texas A&M-Kingsville.....	6
Oct. 10, 1953.....	Florida State.....	6
Oct. 3, 1953.....	Midwestern State.....	6
Sept. 26, 1952.....	Tennessee-Chattanooga.....	6

FOOTBALL RECORDS

ACU Total Offense

Year	Player	Plays	Rush	Pass	Total
1946	V.T. Smith, hb	121	956	0	956
1947	V.T. Smith, hb	110	628	0	628
1948	V.T. Smith, hb	132	951	121	1,072
1949	Alton Green, fb	170	833	0	833
1950	Alton Green, fb	195	949	0	949
1951	Tommy Hinson, fb	185	1,083	0	1,083
1952	Jimmy Hirth, hb	117	727	57	784
1953	Leondous Fry, qb	169	418	622	1,040
1954	Paul Goad, fb	118	684	0	684
1955	Paul Goad, fb	107	579	0	579
1956	Eddie Campbell, hb	126	800	0	800
1957	Bill Lovelace, fb	117	599	0	599
1958	Bill Lovelace, fb	111	496	0	496
1959	Veon Scott, hb	86	436	0	436
1960	Don Davis, qb	161	115	519	634
1961	Don Davis, qb	141	118	867	985
1962	Owen Morrison, tb	91	532	0	532
1963	Dennis Hagaman, tb	74	459	0	459
1964	Charles Reynolds, qb	156	210	497	707
1965	Jacky Roland, qb	198	598	635	1,233
1966	Jacky Roland, qb	207	138	503	641
1967	David Fuller, qb	239	139	1,003	1,142
1968	Jim Lindsey, qb	515	23	2,717	2,740
1969	Jim Lindsey, qb	450	-40	2,686	2,646
1970	Jim Lindsey, qb	440	-53	2,707	2,654
1971	Ron Lauterbach, qb	241	92	962	1,054
1972	Clint Longley, qb	409	160	2,062	2,222
1973	Clint Longley, qb	444	251	3,167	3,418
1974	Jim Reese, qb	172	3	949	952
1975	Jim Reese, qb	298	118	2,355	2,473
1976	Jim Reese, qb	358	-140	2,620	2,480
1977	John Mayes, qb	360	-61	2,539	2,478
1978	John Mayes, qb	408	-110	2,535	2,424
1979	John Mayes, qb	395	-63	2,415	2,352
1980	Baylor Brown, qb	166	95	664	759
1981	Loyal Proffitt, qb	344	-107	2,306	2,199
1982	Loyal Proffitt, qb	430	-151	2,243	2,092
1983	Loyal Proffitt, qb	330	-92	1,696	1,604
1984	Loyal Proffitt, qb	314	-137	1,579	1,442
1985	Rex Lamberti, qb	427	-206	3,010	2,804
1986	Rex Lamberti, qb	422	-75	2,790	2,715
1987	Gerald Todd, qb	191	0	855	855
1988	Stan Stephens, qb	324	-93	1,663	1,570
1989	Stan Stephens, qb	337	-59	1,961	1,902
1990	Lance Landry, qb	240	51	1,038	1,089
1991	Mike Fuller, qb	253	-137	1,070	933
1992	Lance Landry, qb	220	-49	831	782
1993	Rex Lamberti, qb	344	-115	2,052	1,937
1994	Andy Newberry, qb	205	-17	1,133	1,116
1995	Sammie Overton, rb	186	81	0	811
1996	Misael Alvarado, qb	269	83	1,324	1,407
1997	Josh Rabe, qb	99	-1	589	588
1998	John Frank, qb	289	-99	1,768	1,669
1999	Steve Brennan, qb	258	-64	1,251	1,187
2000	Aaron Birdwell, qb	335	11	1,705	1,716
2001	Greg Wiggins, qb	236	-31	1,342	1,311
2002	Colby Freeman, qb	308	39	2,093	2,132
2003	Colby Freeman, qb	251	105	1,294	1,399
2004	Greg Wiggins, qb	300	-44	1,396	1,352
2005	Billy Malone, qb	280	90	1,749	1,839
2006	Billy Malone, qb	412	-29	3,136	3,107
2007	Billy Malone, qb	435	-42	3,914	3,872
2008	Billy Malone, qb	312	49	3,213	3,262
2009	Mitchell Gale, qb	303	-35	1,709	1,674
2010	Mitchell Gale, qb	479	62	3,595	3,657
2011	Mitchell Gale, qb	524	97	3,823	3,920
2012	Mitchell Gale, qb	449	-56	2,982	2,926
2013	John David Baker, qb	468	256	3,376	3,632
2014	Parker McKenzie, qb	436	-30	3,084	3,054
2015	Parker McKenzie, qb	292	-99	1,855	1,756
2016	Dallas Sealey, qb	472	247	2,773	3,020
2017	Dallas Sealey, qb	370	42	1,720	1,762
2018	Luke Anthony, qb	527	-37	3,019	2,982
2019	Luke Anthony, qb	460	-40	2,525	2,485
2020	Peyton Mansell, qb	219	52	1,237	1,289
2021	Peyton Mansell, qb	239	432	1,108	1,540

Rushing Leaders

Year	Player	Attempts	Yards	Avg
1946	V.T. Smith	121	956	7.9
1947	V.T. Smith	110	628	5.7
1948	V.T. Smith	129	951	7.4
1949	Alton Green	170	833	4.9
1950	Alton Green	195	949	4.9

1951	Tommy Hinson	185	1,083	5.9
1952	Jimmy Hirth	114	727	6.4
1953	Gene Boyd	105	541	5.2
1954	Paul Goad	118	684	5.8
1955	Paul Goad	107	579	5.4
1956	Eddie Campbell	126	800	6.4
1957	Bill Lovelace	117	599	5.1
1958	Bill Lovelace	111	496	4.5
1959	Veon Scott	85	436	5.1
1960	Denson Moody	69	345	5.0
1961	Duane Hale	71	315	4.4
1962	Owen Morrison	91	532	5.8
1963	Dennis Hagaman	74	459	6.2
1964	Dennis Hagaman	111	487	4.4
1965	Jacky Roland	111	598	5.4
1966	Kenneth Smith	84	531	6.3
1967	Kenneth Smith	99	629	5.3
1968	Trent Lancaster	118	629	5.3
1969	Jim Lee Williams	103	452	4.4
1970	Don Harr	182	1,106	6.1
1971	Nicky Pruitt	81	363	4.5
1972	Dan Cobb	107	375	3.5
1973	Wilbert Montgomery	181	1,181	6.5
1974	Wilbert Montgomery	143	657	4.6
1975	Hubert Pickett	112	629	5.6
1976	Wilbert Montgomery	108	597	5.5
1977	Kelly Kent	232	1,184	5.1
1978	Kelly Kent	194	743	3.8
1979	Steve Worthly	192	653	3.4
1980	Willie Kerley	128	532	4.2
1981	Anthony Thomas	125	575	4.6
1982	Anthony Thomas	195	1,014	5.2
1983	Bob Shipley	132	649	4.9
1984	Anthony Thomas	230	1,096	4.8
1985	Rodney Mathis	89	346	3.9
1986	Gerald Todd	94	414	4.4
1987	Gerald Todd	191	855	4.5
1988	Gerald Todd	190	805	4.2
1989	Eric Brown	115	384	3.3
1990	Darrell Ridge	140	479	3.4
1991	Ethan Sheffield	96	353	3.7
1992	Rickie Harris	106	274	2.6
1993	Keven Green	96	557	5.8
1994	Sergio Gomez	147	494	3.4
1995	Sammie Overton	186	811	4.4
1996	David Bennett	211	879	4.2
1997	David Bennett	116	502	4.3
1998	Cody Walton	134	553	4.1
1999	Adrian Rascon	143	697	4.9
2000	Adrian Rascon	130	648	5.0
2001	Eric Polk	257	1,211	4.7
2002	Eric Polk	201	898	4.5
2003	Richard Whitaker	143	747	5.2
2004	Rashon Myles	169	865	5.1
2005	Taber Minner	120	577	4.8
2006	Taber Minner	136	818	6.0
2007	Taber Minner	57	299	5.2
	* Bernard Scott	251	2,165	8.6
2008	Bernard Scott	266	2,156	8.1
2009	Daryl Richardson	199	961	4.8
	Reggie Brown	182	955	5.2
2010	Darrell Cantu-Harkless	88	539	6.1
	Daryl Richardson	115	517	4.5
2011	Daryl Richardson	139	825	5.9
2012	Charcandrick West	98	422	4.3
2013	Charcandrick West	145	906	6.2
2014	De'Andre Brown	137	962	7.0
2015	De'Andre Brown	147	735	5.0
2016	Adrian Duncan	91	399	4.4
2017	Tracy James	113	638	5.6
2018	Tracy James	176	792	4.3
	Billy McCrary	88	724	7.2
2019	Tracy James	175	817	4.7
2020	Jermiah Dobbins	42	227	5.4
2021	Tyrese White	80	539	6.7

Passing Leaders

Year	Player	Att.	Comp.	Int.	Yards	TD
1949	Bill Ayers	107	42	9	481	2
1950	Ted Sitton	51	25	7	482	5
1951	Ted Sitton	70	25	7	464	6
1952	Bobby Campbell	47	22	3	335	4
1953	Leondous Fry	83	41	6	622	7
1954	Leondous Fry	55	29	6	351	4
1955	Ed Cheek	39	16	4	273	2
1956	Don Harber	70	38	7	471	0
1957	Don Harber	72	32	8	563	7

1958	Don Harber	79	37	7	435	4
1959	Bobby Powell	51	27	2	327	2
1960	Don Davis	100	39	7	519	2
1961	Don Davis	98	50	4	867	3
1962	Jerry Gibson	38	23	1	342	1
1963	Charles Reynolds	45	24	3	374	3
1964	Charles Reynolds	86	39	9	497	1
1965	Jacky Roland	87	40	8	635	4
1966	Jacky Roland	119	42	12	503	5
1967	David Fuller	159	73	15	1,003	6
1968	Jim Lindsey	396	204	19	2,717	18
1969	Jim Lindsey	391	207	19	2,686	19
1970	Jim Lindsey	369	198	20	2,707	22
1972	Clint Longley	332	161	21	2,062	9
1973	Clint Longley	360	195	18	3,167	28
1974	Jim Reese	134	65	9	949	7
1975	Jim Reese	255	135	17	2,355	17
1976	Jim Reese	282	163	22	2,620	13
1977	John Mayes	272	138	12	2,539	15
1978	John Mayes	317	164	16	2,535	14
1979	John Mayes	326	173	17	2,415	13
1980	Baylor Brown	106	39	9	664	4
1981	Loyal Proffitt	272	139	18	2,306	16
1982	Loyal Proffitt	358	149	27	2,243	7
1983	Loyal Proffitt	265	139	19	1,696	12
1984	Loyal Proffitt	262	123	16	1,579	9
1985	Rex Lamberti	427	228	17	3,010	24
1986	Rex Lamberti	378	206	12	2,790	32
1987	John Paul Webber	164	74	6	804	7
1988	Stan Stephens	269	127	11	1,663	14
1989	Stan Stephens	278	142	14	1,961	17
1990	Lance Landry	181	79	12	1,038	4
1991	Mike Fuller	209	103	17	1,070	4
1992	Mike Fuller	172	88	14	882	2
1993	Rex Lamberti	304	156	15	2,052	28
1994	Andy Newberry	168	68	11	1,133	11
1995	Andy Newberry	116	47	6	605	3
1996	Misael Alvarado	227	102	9	1,324	12
1997	Josh Rabe	83	43	5	589	5
1998	John Frank	234	128	8	1,768	12
1999	Steve Brenan	217	92	7	1,251	8
2000	Aaron Birdwell	244	137	10	1,705	10
2001	Greg Wiggins	213	106	17	1,342	6
2002	Colby Freeman	250	138	10	2,093	12
2003	Colby Freeman	213	94	9	1,294	6
2004	Greg Wiggins	259	117	10	1,396	15
2005	Billy Malone	230	126	11	1,749	14
2006	Billy Malone	386	245	6	3,136	27
2007	Billy Malone	411	264	14	3,914	37
2008	Billy Malone	293	183	8	3,213	36
2009	Mitchell Gale	250	151	7	1,709	10
2010	Mitchell Gale	425	276	3	3,595	38
2011	Mitchell Gale	458	276	9	3,823	28
2012	Mitchell Gale	380	228	7	2,982	21
2013	John David Baker	369	247	5	3,376	35
2014	Parker McKenzie	365	236	9	3,084	22
2015	Parker McKenzie	247	161	9	1,855	14
2016	Dallas Sealey	237	388	5	2,773	19
2017	Dallas Sealey	189	306	6	1,720	6
2018	Luke Anthony	319	484	9	3,019	23
2019	Luke Anthony	260	412	11	2,525	17
2020	Peyton Mansell	167	104	4	1,237	5
2021	Stone Earle	154	101	4	1,216	13

1970	Ronnie Vinson	60	1,042	9
1971	Stan Williams	31	421	1
1972	Richard Williams	34	514	3
1973	Richard Williams	50	1,054	14
1974	Greg Stirman	25	330	1
1975	Johnny Perkins	50	1,195	12
1976	Johnny Perkins	48	995	6
1977	Cleothe Montgomery	57	1,168	10
	Taylor Gabriel	52	684	7
	Darian Hogg	37	578	5
	DeMarcus Thompson	34	451	2
2013	Taylor Gabriel	73	1,060	10
	Darian Hogg	48	747	6
	Darrell Cantu-Harkless	37	484	4
2014	Demarcus Thompson	54	650	2
	Cedric Gilbert	38	667	7
1978	Kirby Jones	37	561	1
1979	Steve Thomas	39	638	1
1980	Bobby Scheihing	23	355	2
1981	Quinton Smith	49	863	7
1982	Steve Parker	37	711	6
1983	Arthur Culpepper	30	429	5
1984	Arthur Culpepper	32	530	2
1985	Reggie McGowan	54	957	11
1986	Arthur Culpepper	55	931	14
	Reggie McGowan	55	825	10
1987	Roderick Johnson	42	624	6
1988	Gerald Todd	34	288	1
1989	Roderick Johnson	41	626	10
1990	Sean Grady	45	801	1
1991	Ethan Sheffield	44	384	1
1992	Ethan Sheffield	48	363	1
1993	Chris Thomsen	34	426	8
1994	Angel Alvarez	23	499	11
	Pat Nichols	23	467	5
1995	John Hooper	17	206	3
1996	Craig Cole	23	344	3
1997	Craig Cole	38	456	5
1998	Casey Whittle	43	579	3
1999	Casey Whittle	28	506	4
2000	Eugene Sykes	38	364	2
	Jacob Pruitt	37	484	3
	Rodney Vanduren	22	459	4
2001	Jacob Pruitt	39	551	3
	Rodney Vanduren	38	609	3
2002	DaRay Sims	27	447	2
	Don Hooks	25	459	4
	Dillon Cobb	23	430	1
2003	Lawrence Hardman	15	280	2
	Dillon Cobb	18	265	1
	Danaeal Manning	6	191	2
2004	Jerale Badon	40	521	3
	Dillon Cobb	30	353	5
2005	Jerale Badon	59	783	4
	Robb Spells	27	705	8
2006	Jerale Badon	63	973	5
	Chris Morris	42	539	3
	John Brock	38	530	9
2007	Jerale Badon	73	1,034	7
	* Johnny Knox	62	1,158	17
2008	Johnny Knox	56	1,069	13
	Bernard Scott	47	826	6
	Jonathan Ferguson	35	573	3
	Edmond Gates	31	716	8
2009	Edmond Gates	49	702	5
	Dennis Campbell	30	355	0
	Kendrick Johnson	26	264	2
2010	Edmond Gates	66	1,182	13
2011	Taylor Gabriel	64	988	10
2012	Darrell Cantu-Harkless	56	651	2
	Taylor Gabriel	52	684	7
	Darian Hogg	37	578	5
	DeMarcus Thompson	34	451	2
2013	Taylor Gabriel	73	1,060	10
	Darian Hogg	48	747	6
	Darrell Cantu-Harkless	37	484	4
2014	Demarcus Thompson	54	650	2
	Cedric Gilbert	38	667	7
	Cade Stone	38	494	5
	Jace Hudson	31	451	3
2015	Cedric Gilbert	45	688	7
2016	D. J. Fuller	51	749	6
2017	Troy Grant	51	542	4
2018	Josh Fink	55	644	4
2019	Kobe Clark	87	777	3
	Josh Fink	66	862	5
2020	Lionell McConnell	36	366	0
	Kobe Clark	26	362	4
2021	Kobe Clark	64	741	8

Receiving Leaders

Year	Player	Catches	Yards	TDs
1949	Pete Ragus	18	189	1
1950	Pete Ragus	16	340	2
1951	Ray Hansen	19	384	5
1952	Ray Hansen	24	407	6
1953	Von Morgan	28	566	10
1954	Von Morgan	16	207	0
1955	Charles Smith	20	222	1
1956	Robert Nickerson	17	234	0
1957	Robert Nickerson	11	185	3
1958	Robert McLeod	26	355	3
1959	Robert McLeod	32	422	6
1960	Robert McLeod	20	197	1
1961	A.M. Dycus	22	327	0
1962	A.M. Dycus	23	364	2
1963	Bubba Brown	7	170	2
1964	Jacky Roland	11	208	0
1965	Mike Hubbard	12	244	3
1966	Trent Lancaster	19	321	5
1967	Riley Dunn	27	418	3
1968	Bill Lockey	66	982	9
1969	Ronnie Vinson	82	1,214	9

FOOTBALL RECORDS

Interception Leaders

Year	Player	INTs	Team Total
1950	Ayres, Smith, Mier	6	27
1951	Joe Powell	5	14
1952	James Muns	4	19
1953	Von Morgan	3	17
1954	Morgan, Hirth, Powell, Boyd	2	11
1955	Fry, Horne	3	15
1956	Green, Campbell, Thomas	1	3
1957	Bobby Powell	3	13
1958	Harber, Lovelace	3	16
1959	Bill Locke	3	10
1960	Davis, Colwell	3	15
1961	Charles McCook	3	9
1962	Rawls, Welch, Owen	2	7
1963	Larry Parker	5	24
1964	Erickson, Anderson, Roland, Honey	1	4
1965	Jim Breckenridge	15	
1966	David Fuller	8	17
1967	Mack Scoggins	3	8
1968	Ronnie Green	4	13
1969	Travis Horne	7	24
1970	Travis Horne	6	22
1971	Travis Horne	5	13
1972	Laminack, Lepard, Tuttle	2	10
1973	Jan Brown	6	24
1974	Monty Tuttle	5	20
1975	Bob Strader	5	17
1976	Chuck Sitton	5	19
1977	Harold Nutall	6	20
1978	Scott Guyer, Tim Simpson	2	11
1979	Freeman, Ford, Harmon	2	12
1980	Mark Jackson	3	9
1981	Mark Wilson	6	19
1982	Mark Wilson	5	18
1983	Mark Wilson	7	17
1984	Thomas Wilson, Terry Barrington	3	10
1985	Todd Williams	5	21
1986	Jason Watson, Theoplis Hickman	5	22
1987	Jesse Bonner	4	12
1988	Richard Meister	2	7
1989	Brian Thompson, Randy Arnold	2	10
1990	Jay Jones	3	14
1991	Davis, Wright, Gunn, Whitt	2	12
1992	Rusty Whitt, Tyrone Davis, Joseph Crook	3	17
1993	Selwyn Dews	4	9
1994	Selwyn Dews	5	13
1995	Stacy Brown, Rickie Harris	3	11
1996	Victor Burke	4	9
1997	Victor Burke	10	17
1998	Brandon Bonds, Jody Clayton, Troy McLaurin, Justin Lucas	2	10
1999	DaQuan Davis, Duane Hosea, Raylon Horn	2	10
2000	Casey Hummel, Troy McLaurin	2	8
2001	Jody Clayton	4	12
2002	Steven Riddley	3	10
2003	Danieal Manning	6	11
2004	Danieal Manning	2	12
	Doug Barnett	2	12
2005	Danieal Manning	3	47
2006	Corey Jordan	4	93
2007	E. J. Whitley	6	23
2008	Craig Harris, Drew Cuffee	3	17
2009	Major Culbert	3	18
2010	Darien Williams	4	11
2011	L. B. Suggs, Nate Bailey, Mike Wallace, Derek Drummond	2	13
2012	Mike Wallace	5	12
2013	Angel Lopez, Blake Rudd, Thor Woerner, Tyler Chapa	2	14
2014	Angel Lopez, Jonathan Epps, Sam Denmark, Justin Stewart, Justin Stephens	2	12
2015	Jabari Butler	6	10
2016	Sam Denmark	3	6
2017	Jamar Mack, Gavin Burford, Brandon Richmond, Temisan Kuyatsemi, Jack Gibbens, Sam Denmark, Aneas Henricks	1	7
2018	Adonis Davis	4	13
2019	Ryan Stapp	3	9
2020	Jack Gibbens	1	1
2021	Elijah Moffett	2	6

Punting Leaders

Year	Player	Punts	Yards	Avg.
1949	Wally Bullington	24	899	37.4
1950	Wally Bullington	44	1,474	34.0
1951	Jerry Mullins	42	1,241	29.5
1952	Jerry Mullins	24	858	35.7
1953	Leondous Fry	33	1,184	35.8
1954	Leondous Fry	41	1,514	36.9
1955	Leondous Fry	33	1,243	37.7
1956	Leondous Fry	34	1,399	41.1
1957	Bill Lovelace	25	889	35.6
1958	Bill Lovelace	23	854	37.1
1959	Thurman Neill	32	1,241	38.8
1960	Thurman Neill	58	2,027	34.9
1961	Charles Bottoms	28	1,004	5.9
1962	Gary Cohn	32	1,199	7.5
1963	Cramer Adams	40	1,489	37.2
1964	Mike Love	24	806	33.7
1965	Johnny Hughes	14	531	37.9
1966	Johnny Hughes	44	1,651	37.5
1967	Johnny Hughes	53	2,151	30.6
1968	John Thompson	50	1,761	35.2
1969	Pat Holder	48	1,627	34.0
1970	Pat Holder	45	1,675	37.2
1971	Todd Walker	57	2,157	37.8
1972	Todd Walker	61	2,295	37.6
1973	Gary Stirman	57	2,009	35.2
1974	Johnny Perkins	33	1,299	39.4
1975	Johnny Perkins	30	1,174	39.1
1976	Johnny Perkins	16	609	38.1
1977	Kelly Davidson	72	2,558	35.5
1978	Hal Wasson	44	1,658	38.3
1979	Hal Wasson	55	2,090	38.0
1980	Bryan Bailey	60	2,454	40.9
1981	Bryan Bailey	32	1,167	36.5
1982	Loyal Proffitt	62	2,363	38.1
1983	Loyal Proffitt	62	2,299	37.1
1984	Loyal Proffitt	65	2,416	37.2
1985	Mark Turner	76	2,859	37.6
1986	Mark Turner	57	2,083	36.5
1987	Bobby Coulson	84	2,945	35.1
1988	Kevin Kaufman	42	1,394	33.2
1989	Darren Mooneyham	39	1,398	35.8
1990	Oscar Shorten	55	1,903	34.6
1991	Barry Reese	53	1,820	34.3
1992	Barry Reese	67	2,407	35.9
1993	Barry Reese	58	2,340	40.3
1994	Barry Reese	5	1,229	35.1
1995	Andy Newberry	51	1,663	32.6
1996	Michael Freeman	39	1,381	35.4
1997	Todd Fitzgerald	75	2,485	33.1
1998	Michael Freeman	61	2,183	35.8
1999	Brad Raphelt	67	2,423	36.2
2000	Brad Raphelt	48	1,940	40.4
2001	Brad Raphelt	56	2,469	44.1
2002	Chase Fishback	51	1,847	36.2
2003	Chase Fishback	57	2,194	38.5
2004	Chase Fishback	61	2,306	37.8
2005	Chase Fishback	43	1,672	38.9
2006	Brock Pierce	45	1,562	37.2
2007	Mark Kelley	46	1,604	34.9
2008	Sean McGlothlin	32	1,136	35.5
2009	Mark Sprague	61	2,425	39.8
2010	Mark Sprague	43	1,739	40.4
2011	Spencer Covey	36	1,426	39.6
2012	Spencer Covey	38	1,560	41.1
2013	Austin Kilcullen	40	1,768	44.2
2014	Austin Kilcullen	54	1,970	36.5
2015	Austin Kilcullen	45	1,735	38.6
2016	Austin Kilcullen	62	2,516	40.6
2017	Simon Laryea	70	2,747	39.2
2018	Simon Laryea	70	2,707	40.0
2019	Simon Laryea	66	2,564	38.8
2020	Logan Burke	28	1,079	38.54
2021	Logan Burke	42	1,828	43.5

* Record vacated because of NCAA violations

ACU OFFENSIVE LEADERS

CAREER, Passing

Yards

1. Mitchell Gale (2009-12).....	12,109
2. Billy Malone (2005-2008).....	12,012
3. Jim Lindsey (1967-70).....	8,521
4. Rex Lamberti (1984-86, 1993).....	7,934
5. Loyal Proffitt (1981-84).....	7,824
6. John Mayes (1976-79).....	7,810
7. Luke Anthony (2017-19).....	6,320
8. Clint Longley (1971-73).....	6,037
9. Jim Reese (1973-76).....	5,946
10. Dallas Sealey (2015-17).....	5,317

Completions

1. Mitchell Gale (2009-12).....	931
2. Billy Malone (2005-08).....	818
3. Luke Anthony (2017-19).....	659
4. Jim Lindsey (1967-70).....	642
5. Rex Lamberti (1984-86, 1993).....	595
6. Loyal Proffitt (1981-84).....	550
7. Dallas Sealey (2015-17).....	509
8. John Mayes (1976-79).....	494
9. Parker McKenzie (2013-16).....	429
10. Clint Longley (1971-73).....	412

Attempts

1. Mitchell Gale (2009-12).....	1,513
2. Billy Malone (2005-08).....	1,320
3. Jim Lindsey (1967-70).....	1,237
4. Loyal Proffitt (1981-84).....	1,157
(tie) Rex Lamberti (1984-86, 1993).....	1,133
6. Luke Anthony (2017-19).....	1,028
7. John Mayes (1976-79).....	948
8. Dallas Sealey (2015-17).....	832
9. Clint Longley (1971-73).....	814
10. Stan Stephens (1987-89).....	706

Touchdowns

1. Billy Malone (2005-08).....	114
2. Mitchell Gale (2009-12).....	97
3. Rex Lamberti (1984-86, 1993).....	84
4. Jim Lindsey (1967-70).....	61
5. John Mayes (1976-79).....	44
(tie) Loyal Proffitt (1981-84).....	44
7. Clint Longley (1971-73).....	43
8. Parker McKenzie (2013-16).....	38
9. Jim Reese (1973-76).....	37
10. Stan Stephens (1987-89).....	32

Interceptions

1. Loyal Proffitt (1981-84).....	80
2. Jim Lindsey (1967-70).....	69
3. Clint Longley (1971-73).....	50
4. Jim Reese (1973-76).....	48
5. John Mayes (1976-79).....	45
6. Rex Lamberti (1984-86, 1993).....	44
7. Mike Fuller (1989-92).....	41
8. Billy Malone (2005-08).....	39
9. Lance Landry (1990-92).....	33
10. Stan Stephens (1987-89).....	30

CAREER, Rushing

Yards

1. * Bernard Scott (2007-08).....	4,321
2. Wilbert Montgomery (1973-76).....	3,047
3. Anthony Thomas (1981-84).....	2,845
4. V.T. Smith Jr. (1946-48).....	2,656
5. Tracy James (2016-19).....	2,451
6. Daryl Richardson (2009-11).....	2,303
7. Gerald Todd (1985-88).....	2,294

Total Offense Leaders

CAREER

	Plays	Rush	Pass	*Total
1. * Mitchell Gale, qb (2009-2012).....	1,755	68	12,109	12,177
2. * Billy Malone, qb (2005-08).....	1,439	53	12,012	12,065
3. Jim Lindsey, qb (1967-70).....	1,460	-182	8,521	8,359
4. Rex Lamberti, qb (1984-86, 93).....	1,223	-388	7,934	7,546
5. * John Mayes, qb (1976-79).....	1,204	-362	7,810	7,448
6. Loyal Proffitt, qb (1981-84).....	1,418	-487	7,824	7,337
7. * Clint Longley, qb (1971-73).....	1,011	382	6,037	6,419
8. Luke Anthony, qb (2017-19).....	1,136	-113	6,320	6,207
9. * Jim Reese, qb (1973-76).....	840	8	5,946	5,954
10. Dallas Sealey, qb (2015-17).....	1,040	462	5,317	5,779

SEASON

	Plays	Rush	Pass	*Total
1. * Mitchell Gale (2011).....	524	97	3,823	3,920
2. * Billy Malone, qb (2007).....	435	-57	3,914	3,857
3. * Mitchell Gale, qb (2010).....	479	62	3,595	3,657
4. John David Baker, qb (2013).....	468	256	3,376	3,632
5. * Clint Longley, qb (1973).....	444	251	3,167	3,418
6. * Billy Malone, qb (2008).....	312	49	3,213	3,262
7. * Billy Malone, qb (2006).....	412	-29	3,136	3,107
8. Parker McKenzie, qb (2014).....	436	-30	3,084	3,054
9. Luke Anthony, qb (2018).....	527	-37	3,019	2,982
10. Mitchell Gale, qb (2012).....	449	-56	2,982	2,926

* Includes playoff / bowl games

8. Jimmy Hirth (1952-54, 57).....	2,139
9. Kelly Kent (1976-78).....	2,124
10. Eric Polk (2001-02).....	2,109

Carries

1. Anthony Thomas (1981-84).....	579
2. Gerald Todd (1985-88).....	550
3. Wilbert Montgomery (1973-76).....	546
4. Tracy James (2016-19).....	532
5. * Bernard Scott (2007-08).....	517
6. Kelly Kent (1976-78).....	467
7. Erkc Polk (2001-02).....	458
8. Daryl Richardson (2009-11).....	453
9. Mike Love (1963-66).....	447
10. David Bennett (1995-98).....	427

Touchdowns

1. Wilbert Montgomery (1973-76).....	66
2. * Bernard Scott (2007-2008).....	63
3. Daryl Richardson (2009-11).....	34
4. Charcandrick West (2010-13).....	28
5. Tracy James (2016-19).....	26
6. V.T. Smith Jr. (1946-48).....	27
7. Gerald Todd (1985-88).....	23
(tie) Mike Love (1963-66).....	23
9. Kelly Kent (1976-78).....	22
(tie) Jimmy Hirth (1952-54, 57).....	22
(tie) Taber Minner (2005-08).....	22

CAREER, Receiving

Yards

1. Jerale Badon (2004-07).....	3,311
2. Taylor Gabriel (2010-13).....	3,027
3. Edmond Gates (2007-10).....	2,885
4. Kobe Clark (2018-present) . 2,643(entering Week 10)	
5. Johnny Perkins (1974-76).....	2,529
6. Arthur Culpepper (1983-86).....	2,451
7. Ronnie Vinson (1969-71).....	2,431
8. Josh Fink (2016-19).....	2,323
9. * Johnny Knox (2007-08).....	2,227
10. Cle Montgomery (1974-77).....	2,158

Catches

1. Kobe Clark (2018-present) 249 (entering Week 10)	
2. Jerale Badon (2004-07).....	235
3. Taylor Gabriel (2010-13).....	215
4. Josh Fink (2016-19).....	188
5. Arthur Culpepper (1983-86).....	166
6. Edmond Gates (2007-10).....	158
7. Pat Holder (1968-70).....	155
8. Ronnie Vinson (1969-71).....	153
9. Darrell Cantu-Harkles (2010-13).....	147
10. Darian Hogg (2010-13).....	128

Touchdowns

1. * Johnny Knox (2007-08).....	30
2. Taylor Gabriel (2010-13).....	27
(tie) Edmond Gates (2007-10).....	27
(tie) Arthur Culpepper (1983-86).....	27
5. Angel Alvarez (1993-95).....	24
6. Johnny Perkins (1974-76).....	22
7. Reggie McGowan (1985-86).....	21
8. Kobe Clark (2018-present) 20 (entering Week 10)	
9. Jerale Badon (2004-07).....	19
(tie) Ronnie Vinson (1969-71).....	19
(tie) Richard Williams (1971-73).....	19

CAREER, Scoring

Points

1. * Bernard Scott, rb (2007-08).....	438
2. # Wilbert Montgomery, rb (1973-76).....	422
3. Matt Adams, pk (2005-08).....	339
4. Nik Grau, pk (2013-17).....	292
5. Morgan Lineberry, pk (2009-12).....	290
6. Daryl Richardson, rb (2009-11).....	228
7. Eben Nelson, pk (2001-04).....	225
8. Tracy James, rb (2016-19).....	224
9. Blair Zepeda, k (2018-present).....	220
10. Charcandrick West, rb (2010-13).....	210

FOOTBALL RECORDS

Touchdowns

1. Wilbert Montgomery (1973-76).....	76
2. Bernard Scott (2007-2008).....	73
3. Daryl Richardson (2009-11).....	38
4. Tracy James (2016-19).....	37
5. Charcandrick West (2010-13).....	35
6. Edmond Gates (2007-10).....	32
7. Taylor Gabriel (2010-13).....	31
(tie) Johnny Knox (2007-2008).....	31
9. Arthur Culpepper (1983-86).....	27
(tie) V.T. Smith Jr. (1946-48).....	27
10. Taber Minner (2005-08).....	26
(tie) Alex Davis (1976-77).....	26
(tie) Kelly Kent (1976-78).....	26

SEASON, Passing

Yards

1. Billy Malone (2007).....	3,914
2. Mitchell Gale (2011).....	3,823
3. Mitchell Gale (2010).....	3,595
4. John David Baker (2013).....	3,376
5. Billy Malone (2008).....	3,213
6. Clint Longley (1973).....	3,167
7. Billy Malone (2006).....	3,136
8. Parker McKenzie (2014).....	3,084
9. Luke Anthony (2018).....	3,019
10. Rex Lamberti (1985).....	3,010

Completions

1. Luke Anthony (2018).....	319
2. Mitchell Gale (2011).....	276
(tie) Mitchell Gale (2010).....	276
4. Billy Malone (2007).....	264
5. John David Baker (2013).....	247
6. Billy Malone (2006).....	245
7. Dallas Sealey (2016).....	237
8. Parker McKenzie (2014).....	236
9. Mitchell Gale (2012).....	228
(tie) Rex Lamberti (1985).....	228

Attempts

1. Luke Anthony (2018).....	484
2. Mitchell Gale (2011).....	458
3. Rex Lamberti (1985).....	427
4. Mitchell Gale (2010).....	425
5. Luke Anthony (2019).....	412
6. Billy Malone (2007).....	411
7. Jim Lindsey (1968).....	396
8. Jim Lindsey (1969).....	391
9. Dallas Sealey (2016).....	388
10. Billy Malone (2006).....	386

Touchdowns

1. Mitchell Gale (2010).....	38
2. Billy Malone (2007).....	37
3. Billy Malone (2008).....	36
4. John David Baker (2013).....	35
5. Rex Lamberti (1986).....	32
6. Mitchell Gale (2011).....	28
(tie) Rex Lamberti (1993).....	28
(tie) Clint Longley (1973).....	28

9. Billy Malone (2006).....	27
10. Rex Lamberti (1985).....	24

Interceptions

1. Loyal Proffitt (1982).....	27
2. Jim Reese (1976).....	22
3. Clint Longley (1972).....	21
4. Jim Lindsey (1970).....	20
5. Jim Lindsey (1968).....	19
(tie) Jim Lindsey (1969).....	19
7. Clint Longley (1973).....	18
(tie) Loyal Proffitt (1981).....	18
9. Jim Reese (1975).....	17
(tie) John Mayes (1979).....	17
(tie) Rex Lamberti (1985).....	17
(tie) Mike Fuller (1991).....	17
(tie) Greg Wiggins (2001).....	17

SEASON, Rushing

Yards

1. * Bernard Scott (2007).....	2,165
2. Bernard Scott (2008).....	2,156
3. Eric Polk (2001).....	1,211
4. Kelly Kent (1977).....	1,184
5. Wilbert Montgomery (1973).....	1,181
6. Don Harr (1970).....	1,106
7. Anthony Thomas (1984).....	1,096
8. Tommy Hinson (1951).....	1,083
9. V.T. Smith Jr. (1948).....	1,072
10. Antony Thomas (1982).....	1,014

Carries

1. Bernard Scott (2008).....	266
2. Eric Polk (2001).....	257
3. * Bernard Scott (2007).....	251
4. Kelly Kent (1976).....	232
5. Anthony Thomas (1984).....	230
6. David Bennett (1996).....	211
7. Eric Polk (2002).....	201
8. Anthony Thomas (1982).....	195
(tie) Alton Green (1950).....	195
10. Kelly Kent (1978).....	194

Touchdowns

1. * Bernard Scott (2007).....	35
2. Wilbert Montgomery (1973).....	31
3. Bernard Scott (2008).....	28
4. Daryl Richardson (2009).....	16
(tie) Wilbert Montgomery (1974).....	16
5. Charcandrick West (2013).....	14
(tie) Kelly Kent (1977).....	14
7. Steve Worthey (1979).....	13
(tie) Don Harr (1970).....	13
9. Wilbert Montgomery (1975).....	12
(tie) Eric Polk (2001).....	12
(tie) Taber Minner (2006).....	12

SEASON, Receiving

Catches

1. Kobe Clark (2019).....	87
---------------------------	----

2. Ronnie Vinson (1969).....	82
3. Taylor Gabriel (2013).....	73
(tie) Jerale Badon (2007).....	73
5. Josh Fink (2019).....	66
(tie) Edmond Gates (2010).....	66
(tie) Bill Lockey (1968).....	66
8. Taylor Gabriel (2011).....	64
(tie) Kobe Clark (2021).....	64
10. Jerale Badon (2006).....	63

Yards

1. Ronnie Vinson (1969).....	1,214
2. Johnny Perkins (1975).....	1,195
3. Edmond Gates (2010).....	1,182
4. Cle Montgomery (1977).....	1,168
5. Johnny Knox (2007).....	1,158
6. Johnny Knox (2008).....	1,069
7. Taylor Gabriel (2013).....	1,060
8. Richard Williams (1973).....	1,054
9. Ronnie Vinson (1970).....	1,042
10. Jerale Badon (2007).....	1,033

Touchdowns

1. * Johnny Knox (2007).....	17
2. Arthur Culpepper (1986).....	14
(tie) Richard Williams (1973).....	14
4. Edmond Gates (2010).....	13
(tie) Johnny Knox (2008).....	13
6. Johnny Perkins (1975).....	12
7. Reggie McGowan (1985).....	11
(tie) Angel Alvarez (1994).....	11
9. Taylor Gabriel (2013).....	10
(tie) Taylor Gabriel (2011).....	10
(tie) Reggie McGowan (1986).....	10
(tie) Angel Alvarez (1993).....	10
(tie) Cle Montgomery (1977).....	10

SEASON, Scoring

Points

1. * Bernard Scott, rb (2007).....	234
2. Wilbert Montgomery, rb (1973).....	224
3. Bernard Scott, rb (2008).....	204
4. Tracy James, rb (2019).....	120
5. Alex Davis, rb (1977).....	118
6. Matt Adams, pk (2008).....	117
7. Matt Adams, pk (2007).....	115
8. Morgan Lineberry, pk (2010).....	111
9. * Johnny Knox, wr (2007).....	108
10. Daryl Richardson, rb (2009).....	102
(tie) Wilbert Montgomery, rb (1974).....	102

Touchdowns


1. * Bernard Scott (2007).....	39
2. Bernard Scott (2008).....	34
3. Wilbert Montgomery (1973).....	31
4. Tracy James (2019).....	20
5. Alex Davis (1977).....	19
6. * Johnny Knox (2007).....	18
7. Daryl Richardson (2009).....	17



JIM
LINDSEY




REX
LAMBERTI



DARYL
RICHARDSON



KELLY
KENT



JERALE
BADON



JOHNNY
KNOX



MATT
ADAMS



EBEN
NELSON

8. Charcandrick West (2013)16
 (tie) Kelly Kent (1977)16
 (tie) Wilbert Montgomery (1974).....16

GAME, Passing

Yards

1. Jim Reese vs. Angelo State (1976)..... 564
 2. ^ Mitchell Gale vs. Washburn (2011).....506
 3. John David Baker vs. PV A&M (2013) 485
 4. Loyal Proffitt vs. Stephen F. Austin (1983).....466
 5. Clint Longley vs. SW Texas State (1973)434
 6. Clint Longley vs. Arkansas State (1973).....433
 7. Loyal Proffitt vs. SW Texas State (1981).....431
 8. John David Baker vs. NM State (2013)428
 9. Loyal Proffitt vs. East Texas State (1982).....423
 10. Mitchell Gale vs. A&M-Kingsville (2010).....417

Completions

1. Luke Anthony at McNeese (2018)..... 43
 2. Luke Anthony vs. Sam Houston St. (2017)..... 37
 3. Luke Anthony vs. Incarnate Word (2018)..... 35
 4. Loyal Proffitt vs. Stephen F. Austin(1983)..... 35
 5. Luke Anthony vs. Angelo State (2018)..... 34
 (tie) Mitchell Gale vs. A&M-Kingsville (2010).... 34
 7. John David Baker vs. NM State (2013) 33
 8. Mitchell Gale vs. North Alabama (2011) 33
 (tie) Jim Lindsey vs. Arkansas State (1970)..... 33
 10. Dallas Sealey vs. Houston Baptist (2016) 32
 (tie) Mitchell Gale vs. Midwestern St. (2011)..... 32
 (tie) Billy Malone vs. Tarleton (2006)..... 32

Attempts

1. Luke Anthony vs. Sam Houston St. (2017).....67
 2. Jim Lindsey vs. Arkansas State (1970)63
 3. Luke Anthony at McNeese (2018)..... 61
 4. Mitchell Gale vs. North Alabama (2011)59
 5. Jim Lindsey vs. Drake (1970)..... 57
 6. Luke Anthony vs. Incarnate Word (2018)55
 (tie) Luke Anthony vs. Angelo State (2018) 55
 8. Mitchell Gale vs. Midwestern State (2011)55
 9. Dallas Sealey at Stephen F. Austin (2016).....53
 (tie) John Frank vs. Tarleton (1998)..... 53
 (tie) Rex Lamberti vs. NW Mo. State (1985)..... 53

Touchdowns

1. John David Baker vs. Concordia (2013)..... 7
 2. Stone Earle vs. Louisiana College (2021).....6
 ^ Billy Malone vs. West Texas A&M (2008).....6
 (tie) Billy Malone vs. West Texas A&M (2006)....6
 (tie) Clint Longley vs. Arkansas State (1973).....6
 6. Luke Anthony vs. Sam Houston (2017) 5
 (tie) Dallas Sealey vs. Incarnate Word (2015).....5
 (tie) John David Baker vs. N.M. High. (2013).....5
 (tie) ^ Mitchell Gale vs. Central Mo. (2010).....5
 (tie) Mitchell Gale vs. Incarnate Word (2010).....5
 (tie) Mitchell Gale vs. E. New Mexico (2010).....5
 (tie) Billy Malone vs. Angelo State (2008) 5
 (tie) Billy Malone vs. East Central (2008).....5
 (tie) ^ Billy Malone vs. Chadron State (2007).....5
 (tie) Rex Lamberti vs. Howard Payne (1986).....5
 (tie) Jim Lindsey vs. E. New Mexico (1969).....5
 (tie) Jim Lindsey vs. Angelo State (1968).....5

GAME, Rushing

Yards

1. * Bernard Scott vs. Chadron State (2007)..... 303
 2. ^ Bernard Scott vs. West Texas A&M (292) ... 292

3. * Bernard Scott vs. Tarleton (2007) 283
 4. Don Harr vs. McMurry (1970)..... 275
 5. Bernard Scott vs. West Texas A&M (2008) ... 268
 6. Bernard Scott vs. Tarleton (2008)..... 259
 7. De'Andre Brown vs. SFA (2014) 256
 8. Adrian Rascon vs. SW Okla. State (1999)..... 246
 9. Reggie Brown vs. E. New Mexico (2009)..... 235
 10. * Bernard Scott vs. Angelo State (2007)..... 231

Carries

1. David Bennett vs. Angelo State (1996)..... 40
 2. Eric Polk vs. A&M-Commerce (2001)..... 37
 (tie) Cody Walton vs. West Texas A&M (1998). 37
 4. Anthony Thomas vs. East Texas State (1984).. 35
 (tie) Anthony Thomas vs.
 A&M-Kingsville (1982) 35
 6. Rashon Myles vs. West Texas A&M (2004) 32
 (tie) Rashon Myles vs. A&M-Kingsville (2004) 32
 (tie) Richard Whitaker vs. WTAM (2003)..... 32
 (tie) Eric Polk vs. NE State (2001)..... 32
 (tie) Adrian Rascon vs. SW Okla. State (1999). 32
 (tie) Alton Green vs. Austin College (1949) ... 32

Touchdowns

1. ^ Bernard Scott vs. West Texas A&M (2008) 6
 (tie) Wilbert Montgomery vs. SFA (1973)..... 6
 (tie) * Bernard Scott vs. Tarleton (2007)..... 6
 4. * Bernard Scott vs. Chadron State (2007)..... 5
 (tie) Don Harr vs. McMurry (1970)..... 5
 6. Charcandrick West vs. PV A&M (2013) 4
 (tie) Charcandrick West vs. McMurry (2013) 4
 (tie) Wilbert Montgomery vs. Langston (1973)... 4
 (tie) Wilbert Montgomery vs. SHSU (1973) 4
 (tie) Wilbert Montgomery vs. Tarleton (1973)..... 4

GAME, Receiving

Yards

1. Johnny Knox vs. Angelo State (2008)..... 232
 2. Reggie McGowan vs. SFA (1985) 228
 3. Quinton Smith vs. SW Texas State (1991)..... 221
 4. Quinton Smith vs. Sam Houston (1981)..... 220
 5. Johnny Perkins vs. East Texas State (1975).....217
 6. Cle Montgomery vs. SW Texas State (1977).... 210
 7. Darian Hogg vs. Concordia (2013)..... 208
 8. Jerale Badon vs. SE Okla. State (2005)..... 205
 9. Johnny Knox vs. West Texas A&M (2008) 203
 (tie) Robb Spells vs.
 Midwestern State (2005)..... 203

Catches

1. Taylor Gabriel vs. N.M. State (2013)15
 2. Jerale Badon vs. Tarleton (2006)..... 14
 3. Jerale Badon vs. SE Okla. State (2005).....13
 (tie) Ronnie Vinson vs. Arkansas State (1970) ...13
 (tie) Ronnie Vinson vs. Angelo State (1969).....13
 (tie) Bill Lockey vs. Trinity (1968)..... 13
 7. Kobe Clark vs. Tarleton (2021).....12
 (tie) Josh Fink vs. Stephen F. Austin (2019).....12
 (tie) Josh Fink vs. Houston Baptist (2019).....12
 (tie) Ronnie Vinson vs. Texas-Arlington (1969).12
 (tie) David Rucker vs. McMurry (1959).....12

Touchdowns

1. Johnny Knox vs. Angelo State (2008)..... 4
 2. Scooter Phillips vs. Northern Colo. (1985)..... 4
 3. Taylor Gabriel vs. Houston Baptist (2013)3
 (tie) Taylor Gabriel vs. N.M. Highlands (2013)....3
 (tie) Taylor Gabriel vs. Midwestern State (2011)....3

(tie) Edmond Gates vs. E. New Mexico (2010)....3
 (tie) Bernard Scott vs. East Central (2008).....3
 (tie) * ^ Johnny Knox vs. Mesa State (2007)3
 (tie) John Brock vs. West Texas A&M (2006).....3
 (tie) Robb Spells vs. Midwestern State (2005)....3
 (tie) Arthur Culpepper vs.
 Howard Payne (1986)..... 3
 (tie) Reggie McGowan vs. SFA (1985)..... 3
 (tie) Johnny Perkins vs. Howard Payne (1975)....3
 (tie) W. Montgomery vs. Neb.-Omaha (1974)3
 (tie) Ronnie Vinson vs. Arkansas State (1970)....3
 (tie) Ronnie Vinson vs. E. New Mexico (1969)....3

GAME, Scoring

Points

1. ^ Bernard Scott vs. West Texas A&M (2008) 42
 2. * ^ Bernard Scott vs. Chadron St. (2007)..... 36
 (tie) * Bernard Scott vs. Tarleton (2007)..... 36
 4. Wilbert Montgomery vs. SFA (1973) 36
 5. Wilbert Montgomery vs. SHSU (1973)..... 30
 (tie) Don Harr vs. McMurry (1970)..... 30
 7. Charcandrick West vs. PV A&M (2013)..... 24
 (tie) Charcandrick West vs. McMurry (2013) 24
 (tie) Johnny Knox vs. Angelo State (2008)..... 24
 (tie) Scooter Phillips vs. Northern Colo. (1985) ... 24
 (tie) Wilbert Montgomery vs. Langston (1973) ... 24
 (tie) Wilbert Montgomery vs. SHSU (1973) 24
 (tie) Wilbert Montgomery vs. Tarleton (1973).... 24

Touchdowns

1. ^ Bernard Scott vs. West Texas A&M (2008) 7
 2. * ^ Bernard Scott vs. Chadron State (2007).....6
 (tie) * Bernard Scott vs. Tarleton (2007).....6
 4. Wilbert Montgomery vs. SFA (1973) 5
 (tie) Wilbert Montgomery vs. SHSU (1973) 5
 (tie) Don Harr vs. McMurry (1970)..... 5
 7. Dallas Sealey vs. Northern Colorado (2016) 4
 (tie) Charcandrick West vs. PV A&M (2013) 4
 (tie) Charcandrick West vs. McMurry (2013) 4
 Johnny Knox vs. Angelo State (2008)..... 4
 (tie) Scooter Phillips vs. Northern Colo. (1985) ... 4
 (tie) Wilbert Montgomery vs. Langston (1973) ... 4
 (tie) Wilbert Montgomery vs. SHSU (1973) 4
 (tie) Wilbert Montgomery vs. Tarleton (1973)..... 4

** Records / statistics from 2007 season vacated because of NCAA violations*

Wilbert Montgomery scored six touchdowns (36 points) in the 1973 NAIA Division I playoffs. The NCAA does not recognize those six touchdowns or 36 points as part of his career total. He scored 458 points during his career.

^ NCAA Division II playoff game

◆ NAIA Division I playoff game

ACU ALL-PURPOSE LEADERS

Career

1. BERNARD SCOTT, RB

Table with columns: Year, Rush, Receive, KOR, PR, Int Ret, Total. Data for Bernard Scott from 2007 to 2008.

2. WILBERT MONTGOMERY, RB

Table with columns: Year, Rush, Receive, KOR, PR, Int Ret, Total. Data for Wilbert Montgomery from 1973 to 1976.

3. DARRELL CANTU-HARKLESS, WR/RB

Table with columns: Year, Rush, Receive, KOR, PR, Int Ret, Total. Data for Darrell Cantu-Harkless from 2010 to 2013.

4. CLYDE GATES, WR

Table with columns: Year, Rush, Receive, KOR, PR, Int Ret, Total. Data for Clyde Gates from 2007 to 2010.

5. TAYLOR GABRIEL, WR

Table with columns: Year, Rush, Receive, KOR, PR, Int Ret, Total. Data for Taylor Gabriel from 2010 to 2013.

6. CHARCANDRICK WEST, RB

Table with columns: Year, Rush, Receive, KOR, PR, Int Ret, Total. Data for Charcandrick West from 2010 to 2013.

7. JERALE BADON, WR

Table with columns: Year, Rush, Receive, KOR, PR, Int Ret, Total. Data for Jerale Badon from 2004 to 2007.

8. TRACY JAMES, RB

Table with columns: Year, Rush, Receive, KOR, PR, Int Ret, Total. Data for Tracy James from 2016 to 2019.

9. ANTHONY THOMAS, RB


Table with columns: Year, Rush, Receive, KOR, PR, Int Ret, Total. Data for Anthony Thomas from 1981 to 1984.

10. CLE MONTGOMERY, WR

Table with columns: Year, Rush, Receive, KOR, PR, Int Ret, Total. Data for Cle Montgomery from 1974 to 1977.




BERNARD SCOTT



WILBERT MONTGOMERY




DARRELL CANTU-HARKLESS



ANTHONY THOMAS



TRACY JAMES



JOHNNY PERKINS

11. DE'ANDRE BROWN, RB

Table with columns: Year, Rush, Receive, KOR, PR, Int Ret, Total. Data for De'Andre Brown from 2014 to 2017.

12. V.T. SMITH, RB

Table with columns: Year, Rush, Receive, KOR, PR, Int Ret, Total. Data for V.T. Smith from 1946 to 1948.

13. DARYL RICHARDSON, RB

Table with columns: Year, Rush, Receive, KOR, PR, Int Ret, Total. Data for Daryl Richardson from 2009 to 2011.

14. GERALD TODD, RB

Table with columns: Year, Rush, Receive, KOR, PR, Int Ret, Total. Data for Gerald Todd from 1985 to 1988.

15. KELLY KENT, RB

Table with columns: Year, Rush, Receive, KOR, PR, Int Ret, Total. Data for Kelly Kent from 1976 to 1978.

16. JOHNNY PERKINS, WR

Table with columns: Year, Rush, Receive, KOR, PR, Int Ret, Total. Data for Johnny Perkins from 1974 to 1976.

Top 10 Season Performances

Table with columns: Player, Year, Total. Lists top 10 season performances by player.

Single-Game Performances

Table with columns: Player, Opponent, Rush, Pass, Ret, Total. Lists single-game performance records.

^ NCAA Division II playoff game
* Records / statistics from 2007 season vacated because of NCAA violations

ACU Kicking Leaders

Longest Field Goals

69	Ove Johansson vs. East Texas State, 1976
58	Bob Bearden vs. Angelo State, 1969
56	Morgan Lineberry vs. Midwestern State, 2009
54	Morgan Lineberry vs. Incarnate Word, 2011
		Dennis Brown vs. West Texas A&M, 1987
53	Blair Zepeda vs. Tarleton, 2021
		Matt Adams vs. Texas A&M-Kingsville, 2005
		Eben Nelson vs. Midwestern State, 2003
52	Spencer Covey vs. Eastern New Mexico, 2010
		Morgan Lineberry vs. East Central, 2009
		Matt Adams vs. SE Oklahoma State, 2006
		Barry Reese vs. Tarleton, 1993
		Jim Gash vs. Cameron, 1989
		Jay Reeves vs. East Texas State, 1974
51	Morgan Lineberry vs. Midwestern State, 2009
		Eben Nelson vs. Angelo State, 2002
		Michael Freeman vs. West Texas A&M, 1999
		Dennis Brown vs. Texas A&M, 1990
50	Eben Nelson vs. California-Davis, 2002
		Mark Turner vs. West Texas A&M, 1984

Field Goals – Career

Player	FGs
1. Morgan Lineberry (2009-12).....	50
2. Nik Grau (2013-17).....	48
3. Eben Nelson (2001-04).....	43
4. Matt Adams (2005-08).....	42
5. Blair Zepeda (2018-present).....	38 (entering Week 10)
6. Mark Turner (1984-86).....	27
7. Barry Reese (1991-94).....	26
8. Dennis Brown (1987-88, 1990).....	31
9. Martin Perry (1978-81).....	23
10. Michael Freeman (1998-2000).....	20

PATs – Career

Player	PATM-Att.
1. Matt Adams (2005-08).....	213-222
2. Nik Grau (2013-17).....	148-154
3. Morgan Lineberry (2009-12).....	140-154
4. Blair Zepeda (2018-present).....	106-109 (entering Week 10)
5. Eben Nelson (2001-04).....	96-105
6. Martin Perry (1978-81).....	94-104
7. Barry Reese (1991-94).....	78-82
8. Sonny Kennedy (1970-72).....	78-91
9. Mark Turner (1984-86).....	74-82
10. Jay Reeves (1974-75).....	72-78

Kicking Points – Career

Player	Points
1. Matt Adams (2005-08).....	339
2. Nik Grau (2013-17).....	292
3. Morgan Lineberry (2009-12).....	290
4. Eben Nelson (2001-04).....	225
5. Blair Zepeda (2018-present).....	223 (entering Week 10)
6. Martin Perry (1978-81).....	163
7. Barry Reese (1991-94).....	156
8. Mark Turner (1984-86).....	155
9. Dennis Brown (1987-88, 1990).....	151
10. Sonny Kennedy (1970-72).....	123

Field Goals – Season

Player	FGM-FGA
1. Morgan Lineberry (2010).....	21-30
2. Nik Grau (2014).....	14-17
(tie) Dennis Brown (1987).....	14-23
4. Blair Zepeda (2021).....	13-17
(tie) Nik Grau (2016).....	13-14
(tie) Morgan Lineberry (2011).....	13-16
(tie) Matt Adams (2008).....	13-16
(tie) Eben Nelson (2004).....	13-18
8. Blair Zepeda (2019).....	12-19
Eben Nelson (2002).....	12-18
(tie) Mark Turner (1985).....	12-18



OVE JOHANSSON




MORGAN LINEBERRY



BARRY REESE



DENNIS BROWN



MARTIN PERRY



NIK GRAU

PATs – Season

Player	PATM-Att.
1. Matt Adams (2007).....	82-86
2. Matt Adams (2008).....	78-81
3. Nik Grau (2013).....	56-62
4. Morgan Lineberry (2010).....	48-53
5. Morgan Lineberry (2011).....	47-51
6. Nik Grau (2014).....	46-47
7. Richard Lepard (1973).....	46-54
8. Matt Adams (2006).....	43-45
9. Oscar Hernandez (2018).....	41-41
10. Blair Zepeda (2019).....	40-41

Kicking Points – Season

Player	Points
1. Matt Adams (2008).....	117
2. Matt Adams (2007).....	115
3. Morgan Lineberry (2010).....	111
4. Nik Grau (2014).....	88
5. Nik Grau (2013).....	86
(tie) Morgan Lineberry (2011).....	86
7. Blair Zepeda (2019).....	76
8. Dennis Brown (1987).....	75
9. Blair Zepeda (2021).....	72
10. Matt Adams (2006).....	70

Field Goals – Single Game

4.....	Matt Adams vs. Midwestern State, 2008
	Matt Adams vs. Texas A&M-Kingsville, 2005
	Eben Nelson vs. Midwestern State, 2003
	Mark Turner vs. Angelo State, 1986
	Dennis Brown vs. Tennessee Tech, 1987

PATs – Single Game

11-11.....	Matt Adams vs. West Texas A&M, 2008
10-10.....	Matt Adams vs. Chadron State, 2007
10-12.....	Nik Grau vs. Concordia, 2013
9-9.....	Blair Zepeda vs. Arizona Christian, 2019
8-8.....	Matt Adams vs. SE Oklahoma State, 2008
	Matt Adams vs. Eastern New Mexico, 2008
	Matt Adams vs. East Central, 2008
	Matt Adams vs. Mesa State, 2007
	Matt Adams vs. Texas A&M-Kingsville, 2007
8-8.....	Blair Zepeda vs. Lamar, 2021
	Morgan Lineberry vs. Eastern New Mexico, 2012
	Morgan Lineberry vs. Tarleton, 2010
	Martin Perry vs. Howard Payne, 1981
	Jay Reeves vs. Tarleton, 1974
8-9.....	Nik Grau vs. Prairie View A&M, 2013
	Matt Adams vs. Tarleton, 2007
7-7.....	Blair Zepeda vs. Louisiana College, 2021
	Nik Grau vs. Incarnate Word, 2016
	Nik Grau vs. Central Arkansas, 2014
	Nik Grau at Houston Baptist, 2014
	Nik Grau at Houston Baptist, 2013
	Nik Grau vs. New Mexico Highlands, 2013
	Nik Grau vs. McMurry, 2013
	Matt Adams vs. West Texas A&M, 2008
	Matt Adams vs. Angelo State, 2007
	Matt Adams vs. West Texas A&M, 2006
	Barry Reese vs. Eastern New Mexico, 1993
	Richard Lepard vs. Tarleton, 1973
	Jay Reeves vs. Sul Ross State, 1975

Kicking Points – Single Game

17.....	Morgan Lineberry vs. Tarleton, 2010
	Matt Adams vs. Midwestern State, 2008
16.....	Dennis Brown vs. Tennessee Tech, 1987
15.....	Morgan Lineberry vs. Incarnate Word, 2011
	Morgan Lineberry vs. Western Oregon, 2011
	Mark Turner vs. Angelo State, 1986
14.....	Ryan Owens vs. Eastern New Mexico, 2009
13.....	Nik Grau at Georgia State, 2014
	Morgan Lineberry vs. Northeastern State, 2010
	Matt Adams vs. Chadron State, 2007
	Matt Adams vs. Texas A&M-Kingsville, 2005
	Barry Reese vs. Tarleton, 1993

FOOTBALL RECORDS

ACU DEFENSIVE LEADERS

Tackles – Career

Player	Tackles
1. Sam Denmark (2014-17)	396
2. Ryan Boozer (1998-2001)	388
3. Jody Brown (1995-1998)	385
4. Ray Nunez (1975-77)	384
5. Chip Bennett (1967-69)	374
6. Cody Stutts (2004-07)	352
7. Bill Clayton (1986-89)	351
8. David Wright (1989-92)	320
9. Angel Lopez (2011-14)	312
10. Jeremiah Chambers (2016-19)	293

Tackles – Season

Player	Tackles
1. Chip Bennett (1968)	184
2. Chip Bennett (1969)	161
3. Sam Denmark (2015)	138
4. Jay Jones (1991)	137
5. Cody Stutts (2007)	132
6. Ryan Boozer (1999)	123
7. Jody Brown (1997)	120
8. Ray Nunez (1977)	118
9. Scott Reedy (1985)	114
10. John Usrey (1977)	113
(tie) Richard Meister (1988)	113

Tackles – Game


27	Chip Bennett vs. Howard Payne, 1968
26	Chip Bennett vs. East Texas State, 1968
25	Jay Jones vs. Eastern New Mexico, 1991
	Chip Bennett vs. Arkansas State, 1968
23	Chip Bennett vs. Texas-Arlington, 1968

Team Sacks and Tackles For Loss – Season


Year	Sacks	TFL	Sack Leader
1975	27		Raymond Crosier, 7
1976	43		Reuben Mason, 10
1977	49		Reuben Mason, 13
1978	32		Reuben Mason, 11
1979	37		Randy Morris, 9
1980	24		Kenny Davidson, 9
1981	34		Kurt Freytag, 7
1982	34		Billy Stiggers, 9
1983	32		Scott Reedy, 5
1984	21		Mark Courville, 5
1985	37	52	Mark McIntyre, 11
1986	40	58	Mark McIntyre, 11
1987	36	62	Steve Ates, 6
1988	20	55	Tim Mullican, 6
1989	25	66	Jon Bos, 6
			Bill Clayton, 6
			10 with 1 each
1990	10	40	Oscar Shorten, 14
1991	31	59	Oscar Shorten, 10
1992	27	51	Derek Lyons, 24
1993	48	91	John Douglass, 24
1994	41	98	Victor Randolph, 13
1995	28	82	Victor Randolph, 5
			James Henderson, 5
			Matt Shane, 8
1996	38	88	James Henderson, 15
1997	45	104	Jose Nonalaya, 5.5
1998	27	78	Derek Lyons, 5.5
1999	22	78	Derek Lyons, 5
2000	20	95	Derek Lyons, 5
2001	16	81	Ryan Boozer, 4;
			Nick Gray, 4
2002	32	102	Jayme Jackson 7
2003	31	84	Brad Walton, 9
2004	15	72	Clayton Farrell, 4.5
2005	25	61	Clayton Farrell, 10.5
2006	27	83	Travis Carpenter, 9.0




SAM DENMARK




RYAN BOOZER



JODY BROWN



RAY NUNEZ



CHIP BENNETT



CODY STUTTS

2007	25	103	Joe Edwards, 4.0
2008	38	97	Aston Whiteside, 9.0
2009	43	103	Aston Whiteside, 9.5
2010	31	98	Aston Whiteside, 7.0
2011	37	86	Aston Whiteside, 6.0
2012	26	74	Nick Richardson, 9.5
2013	22	42	Nick Richardson, 11.0
2014	26	77	Nick Richardson, 9.0
2015	11	55	4 tied with 2.0
2016	9	53	Bryson Gates, 3.0
2017	19	59	Bryson Gates, 5.5
2018	34	85	Kameron Hill, 7.0
2019	36	96	Temisan Kuyatsemi, 8.5
2020	9.5	33.5	Jordan Paup, 3.5
2021	15	59	Osaretin Obadeyi, 3.5

Team Sacks – Game

No.	Game
13	vs. Adams State, Sept. 17, 1994
10	vs. McMurry, Sept. 1, 2012
	vs. Northwestern Oklahoma, Sept. 18, 1982
	vs. Central Oklahoma, Oct. 8, 1994
	vs. Texas A&M-Commerce, Nov. 1, 1997
9	vs. Texas A&M-Commerce, Nov. 1, 2003
	vs. Central Oklahoma, Oct. 12, 1996
	vs. New Haven, Sept. 24, 1993
	vs. Texas A&M-Commerce, Oct. 30, 1993
	vs. Howard Payne, Nov. 1, 1986
	vs. Stephen F. Austin, Oct. 31, 1981
8	vs. Sam Houston, Nov. 9, 2019
	vs. Tarleton, Sept. 1, 2011
	* vs. Midwestern State, Nov. 14, 2009
	vs. Prairie View A&M, Sept. 6, 1996
	vs. Adams State, Sept. 18, 1993
	vs. Cameron, Oct. 26, 1991
	vs. Texas Lutheran, Oct. 31, 1987
	vs. West Texas State, Sept. 7, 1985
	vs. Cameron, Nov. 6, 1976
	vs. Texas A&I, Oct. 8, 1976

Individual Sacks – Career


Player	Sacks
1. Reuben Mason (1976-78)	34
2. Nick Richardson (2011-14)	32.5
3. Aston Whiteside (2008-11)	31.5
4. James Henderson (1995-98)	30
5. Clayton Farrell (2002-05)	28
6. Victor Randolph (1992-95)	26
(tie) Mark McIntyre (1985-87)	26
8. John Douglass (1993)	24
(tie) Oscar Shorten (1989-92)	24
10. Fred Thompson (2007-10)	21.5

Individual Sacks – Season

Player	Sacks
1. John Douglass (1993)	24
2. James Henderson (1997)	15
3. Oscar Shorten (1991)	14
4. Victor Randolph (1994)	13
5. Reuben Mason (1977)	13
6. Nick Richardson (2013)	11
(tie) Mark McIntyre (1986)	11
(tie) Mark McIntyre (1985)	11
(tie) Reuben Mason (1978)	11
10. Clayton Farrell (2005)	10.5

Individual Sacks – Game

6	Nick Richardson vs. McMurry, Sept. 1, 2012
	James Henderson vs. Texas A&M-Commerce, Nov. 1, 1997
5	John Douglass vs. Central Okla., Oct. 9, 1993




REUBEN MASON




NICK RICHARDSON




ASTON WHITESIDE



JAMES HENDERSON



CLAYTON FARRELL



JEREMIAH CHAMBERS

ACU FOOTBALL POINTS RECORDS

Most Points Scored by ACU – Single Game

Score	Opponent
* 93-68	West Texas A&M (Nov. 22, 2008)
84-6	Concordia (Aug. 31, 2013)
81-0	Daniel Baker (Nov. 25, 1920)
* 73-76 (3 ot)	Chadron State (Nov. 24, 2007)
70-63	Tarleton (Oct. 27, 2007)
70-0	Randolph AFB (Oct. 14, 1922)
69-12	Houston Baptist (Oct. 12, 2013)
66-14	Arizona Christian (Sept. 7, 2019)
66-7	East Central (Oct. 4, 2008)
65-45	Prairie View A&M (Nov. 16, 2013)
65-3	Tarleton (Sept. 25, 2010)
62-7	Louisiana College (Sept. 11, 2021)
62-6	Howard Payne (Nov. 27, 1952)
61-16	Incarnate Word (Nov. 12, 2011)
61-7	Eastern New Mexico (Oct. 10, 1970)
60-17	McMurry (Sept. 7, 2013)
60-14	Angelo State (Nov. 23, 1968)
59-14	Houston Baptist (Sept. 27, 2014)
59-17	Eastern New Mexico (Oct. 6, 2012)
59-10	Southeastern Oklahoma State (Sept. 20, 2008)
59-31	Texas A&M-Kingsville (Nov. 3, 2007)
58-10	Fort Lewis (Sep. 5, 2009)
58-7	Northeastern State (Oct. 6, 2007)
58-13	McMurry (Oct. 20, 1951)
57-15	Tarleton (Oct. 23, 1993)
57-50	Stephen F. Austin (Oct. 6, 1973)
56-0	Lamar (Sept. 25, 2021)
56-11	Eastern New Mexico (Sept. 27, 2008)
56-12	Mesa State (Nov. 17, 2007)
56-7	Howard Payne (Nov. 21, 1981)
56-14	Tarleton (Nov. 9, 1974)
55-14	Ave Maria (Oct. 11, 2014)
55-20	Sam Houston (Nov. 15, 1975)
55-14	Texas-Arlington (Nov. 9, 1963)
54-17	Incarnate Word (Oct. 23, 2010)
53-20	McMurry (Sept. 11, 1971)
53-0	Arkansas State (Nov. 20, 1954)
53-0	Austin College (Nov. 21, 1942)
52-27	Incarnate Word (Oct. 26, 2016)
52-55	Northern Colorado (Sept. 10, 2016)
52-35	Central Arkansas (Nov. 1, 2014)
52-28	New Mexico Highlands (Sept. 14, 2013)
52-35	West Texas A&M (Oct. 18, 2008)
52-28	Angelo State (Oct. 13, 2007)
52-36	Eastern New Mexico (Oct. 2, 1993)
51-0	McMurry (Sept. 1, 2012)
51-35	Western Oregon (Oct. 1, 2011)
51-7	Angelo State (Oct. 11, 2008)
51-14	Southeastern Oklahoma State (Sept. 16, 2006)
51-50	West Texas A&M (Oct. 22, 1994)
51-37	West Texas A&M (Nov. 12, 1988)
51-14	Stephen F. Austin (Oct. 9, 1976)
51-19	Angelo State (Nov. 22, 1969)
50-14	Southwestern Oklahoma State (Sept. 22, 2007)
50-49	Howard Payne (Sept. 29, 1968)
50-33	Austin College (Nov. 10, 1951)

Most Points Allowed by ACU – Single Game

Score	Opponent
* 76 (L, 76-73, 3 ot)	Chadron State (Nov. 24, 2007)
70 (L, 70-28)	Midwestern State (Oct. 22, 2011)
* 68 (W, 93-68)	West Texas A&M (Nov. 22, 2008)
68 (L, 68-3)	Greenville Wesley (1919)
66 (L, 66-23)	Texas A&M-Kingsville (1988)
65 (L, 65-16)	Central Arkansas (2001)
63 (W, 70-63)	Tarleton (Oct. 27, 2007)
63 (L, 63-34)	Texas A&M-Commerce (1990)
62 (L, 62-0)	Northern Arizona (1995)
62 (L, 62-0)	Texas Christian (1930)
57 (L, 57-9)	Cal State-Sacramento (1992)
56 (L, 56-9)	Southern Methodist (2021)
56 (L, 56-28)	Texas A&M-Kingsville (1998)
56 (L, 56-46)	Arkansas State (1973)
56 (L, 56-0)	Howard Payne (1921)
55 (L, 55-15)	Virginia (2020)
55 (L, 55-23)	Army (2020)
55 (L, 55-27)	Baylor (2018)
55 (L, 55-52)	Northern Colorado (2016)
* 55 (L, 55-41)	Central Missouri (2011)
54 (L, 54-7)	Texas A&M-Kingsville (1997)
54 (L, 54-7)	Texas A&M-Kingsville (1995)
53 (L, 53-7)	Texas Tech (1930)
* 52 (L, 52-49)	Washburn (2011)
52 (L, 52-38)	Southeastern Oklahoma State (2001)
52 (L, 52-10)	Texas A&M-Commerce (1992)
52 (L, 52-7)	Southern Methodist (1925)
51 (L, 51-34)	Stephen F. Austin (1999)
50 (W, 51-50)	West Texas A&M (Oct. 22, 1994)
50 (L, 50-14)	Angelo State (1989)
50 (W, 57-50)	Stephen F. Austin (Oct. 6, 1973)
50 (L, 50-13)	Texas A&M-Kingsville (1949)

* NCAA Division II playoff game



Wilbert Montgomery (28) is still the all-time leader in touchdowns scored with 76 from 1973-76