

Life Is On

**Schneider**  
Electric



 Price List

# Panel Builder

With effect from July 01, 2017



[schneider-electric.co.in](http://schneider-electric.co.in)

\*Final Distribution prices w.e.f. June 01, 2017



<b>Smart Panels</b>	
Introduction to Smart Panels .....	9
<b>Moulded Case Circuit Breakers:</b>	
<b>Compact NSXm:</b>	
Range Overview .....	14
MCCBs for Distribution Network.....	15
Accessories.....	17
<b>Compact NSX:</b>	
Range Overview .....	20
MCCBs for Distribution Network.....	24
MCCBs for Motor Protection.....	28
MCCBs for DC Network Protection .....	30
Accessories.....	31
Automatic Source Changeover System.....	34
<b>Compact NS:</b>	
Range Overview .....	36
MCCBs 800A onwards Manual Fixed .....	37
MCCBs 800A onwards Electrical Fixed .....	39
Accessories.....	40
<b>EasyPact CVS:</b>	
Range Overview .....	42
MCCBs for Distribution Network .....	43
MCCBs for Distribution Network and Motor Protection .....	45
Easy-Pact CVS Switch Disconnecter Version.....	46
Accessories.....	47
Type 2 Co-ordination table .....	49
<b>EasyPact EZC:</b>	
Range Overview .....	50
MCCBs for Distribution Network.....	50
Accessories and EasyPact Range Busbar systems .....	51
<b>EasyPact NKS</b>	
MCCBs for AC Distribution Network.....	52
Simipact NKS DC.....	53
<b>Ground Fault / Earth Leakage Protection</b>	
Unique Modular Ground Fault Protection.....	54
Earth Leakage Protection.....	55
Vigirex - Earth Leakage Protection Relay.....	56
<b>Compact - INS &amp; INV Switch Disconnectors</b>	
Switch Disconnector fuse units - range overview .....	58
Fupact Switch Disconnecter and Accessories .....	59
Fupact - Type 2 Co-ordination table.....	60
<b>Air Circuit Breakers:</b>	
<b>Masterpact NT/NW:</b>	
Range Overview .....	62
Micrologic Trip system.....	63
ATS Kit range.....	65
<b>EasyPact MVS:</b>	
Range Overview .....	68
ET/ETA/ETV Trip System .....	69
Draw-out type Circuit breakers and Switch Disconnectors .....	70
Fixed type Circuit breakers and Switch Disconnectors .....	72
Accessories.....	74
<b>EasyPact SPS:</b>	
Range Overview.....	75
Draw-out type Circuit breaker and Switch disconnecter.....	76
Fixed type Circuit breaker and Switch disconnecter.....	77
Accessories.....	77

Switching  
and  
Controlling  
Products

<b>EasyPact TVS</b>	
EasyPact TVS Power Contactors (3 Pole) .....	82
EasyPact TVS Power Contactors (4 Pole) .....	83
EasyPact TVS Control Relays .....	83
EasyPact TVS Thermal Overload Relay .....	84
EasyPact TVS Contactor Accessories .....	85
EasyPact TVS Motor Protection Circuit Breaker .....	86
<b>TeSys K</b>	
TeSys K Control Relays .....	89
TeSys K Power Contactors .....	89
TeSys K Reversing Contactors .....	89
TeSys K Accessories for Contactors .....	90
TeSys K Thermal Overload Relays .....	90
<b>TeSys D</b>	
TeSys D Control Relays .....	93
TeSys D Power Contactors (3 Pole) .....	93
TeSys D Low Consumption Contactors .....	94
TeSys D Green Electronic Coil Contactors .....	94
TeSys D Power Contactors (4 Pole) .....	95
TeSys D Capacitor Duty Contactors .....	95
TeSys D - Accessories .....	96
TeSys D Spare Coils AC/DC .....	97
<b>TeSys LRD</b>	
TeSys LRD Thermal Overload Relay (D Model) .....	102
TeSys LRD Electronic Thermal Overload Relay (D Model) .....	102
<b>TeSys F</b>	
TeSys F Power Contactors .....	104
TeSys Vacuum Contactors .....	106
TeSys F - Accessories .....	106
TeSys F Spare Coils AC/DC .....	107
TeSys F Electronic Overload Relays .....	107
<b>TeSys MPCB</b>	
TeSys Motor Circuit Breakers .....	111
TeSys Motor Circuit Breakers Accessories .....	112
<b>TeSys Switches</b>	
TeSys Vario Switch Disconnectors and Accessories .....	116
<b>TeSys Intelligent products</b>	
TeSys T Motor Management System .....	122
TeSys U Advance Motor Starter .....	122
TeSys H Ultra Compact Starter .....	123
<b>Starters</b>	
TE Start Motor Starters .....	126
Starters Spares .....	127

Industrial  
Automation  
Products

Phaseo Power Supplies .....	129
Control Transformers .....	130
Altistart Soft Starters .....	132
Variable Speed Drivers .....	134
Zelio Logic Relays .....	135
Zelio Plug-in-Relays .....	137
Zelio SSR / Electronic Timer .....	143
Harmony Control and Signalling Units .....	144

Final  
Distribution  
Products

<b>Acti 9 Distribution System</b>	
ComReady Control and Command Products.....	152
Miniature Circuit Breakers (MCBs).....	156
Residual Current Devices (RCDs).....	159
Auxiliaries and Accessories for MCBs/RCDs .....	162
Surge Protection Devices (SPDs).....	163
Control and Command Products.....	166
Pratika Plugs & Sockets - IP44/67 .....	168

Power  
Monitoring  
Products

Power Monitoring Offer.....	172
<b>Tailored Offers for Specific Applications and Segments</b>	
BCPM DataCenter Management with Information .....	173
Vigilohm Range of Insulation Monitoring Devices.....	173
PowerLogic CM4000T .....	173
<b>High Accuracy, Specialized Solutions - for MV/LV Distribution</b>	
PowerLogic™ ION 7650 / 7550 .....	174
PowerLogic™ ION 8800 / 8650.....	174
PowerLogic™ PM8000 Series Power Quality Analyser .....	174
PowerLogic™ Additional Offers .....	174
<b>High Accuracy, Compact, Power Meters - for MV/LV Distribution</b>	
PowerLogic™ PM5000 Series Power Meters.....	175
Smart Demand Controller - EM7200 Series .....	176
EasyLogic PM2000 Series .....	176
<b>DIN Rail Mount Meters - Accurate, Flexible Power Meters</b>	
PowerLogic™ PM3200 Series CI 0.5S Power Meters.....	177
PowerLogic™ iEM3000 Series Class 1.0 Power Meters.....	177
<b>Ethernet Communication Gateways and Meters</b>	
Ethernet - TCP/IP Protocol Meters & Accessories.....	178
Ethernet Communication Gateway Server / Converters.....	178
<b>India's Most Trusted, Reliable and Accurate Multifunction Meters</b>	
EM6400NG Series .....	179
EM 6436 - EntryLevel Multi Function Meter .....	180
EM 6433 - Energy Meter .....	180
EM 6459 Series - VAF, PF Meters.....	180
<b>Dual Source Meters - Energy &amp; Entry Level Multi Function</b>	
EM 6436 Dual - Dual Source Entry Level Multi Function Meter.....	181
EM 6438 - Dual Source Energy Meter .....	181
<b>Specialized Small Form Factor Meters - ELF Series</b>	
ELF32xx Series - VAF, Power & Energy Meters .....	181
<b>Specialized Counter Energy Meter - DM52xx Series</b>	
DM52xx .....	182
<b>LCD Display Energy Meter &amp; VAF+PF Meter</b>	
EM1000 / EM 1200 Series .....	182
DM 6100 Series - VAF, PF Meter .....	182
<b>CE Compliance- Volt/Amp/ Frequency meter</b>	
EasyLogic™ DM3000 / DM1000.....	182
<b>Basics - Voltage / Ampere / Frequency Meter</b>	
DM3000 / DM1000.....	183

Power  
Quality  
Products

LV- Power Quality Products and Equipment	
Can Type 440V Range.....	184
Box Type 440V Range .....	185
Capacitor for Detuned filter Application 480V & 525V.....	186
Detuned Reactor 440V Range 5.67 % ,7% & 14 %.....	187
APFC Relays- Varlogic.....	190
TeSys Capacitor Duty Contactors (AC control).....	190
Power Factor Correction Equipment- VarSet .....	191
Harmonic Filtration Equipment- AccuSine.....	194
Selection of capacitor (kVAr & Voltage) for Detuned filter Application.....	195

Co-  
ordination  
Charts

Selection Chart	
Selection Chart for EasyPact TVS DOL (Type 2 Co-ordination with Fuse).....	196
Selection Chart for EasyPact TVS Star Delta (Type 2 Co-ordination with Fuse) .....	196
Selection Chart for TeSys Standard DOL Motor Starters (Type 1 Co-ordination with MPCB at 415 V) .....	197
Selection Chart for TeSys High Performance DOL Motor Starters (Type 2 Co-ordination with MPCB at 415 V) .....	197









# Power Distribution Redefined


Smart Panels, digitised electrical switchboards for buildings



[www.schneider-electric.com/smart-panels](http://www.schneider-electric.com/smart-panels)

# Smart Panels

Make your electrical installations smart, simple & reliable



## 1 Measure

Embedded and stand-alone metering & control capabilities

## 2 Connect

- > Integrated communication interfaces
- > Ready to connect to energy management platforms

## 3 Act

- > Data driven energy efficiency actions
- > Real time monitoring and control
- > Access to energy and site information through online services



## Ethernet connected switchboards



### Ethernet

> Widely used in buildings, easy to wire

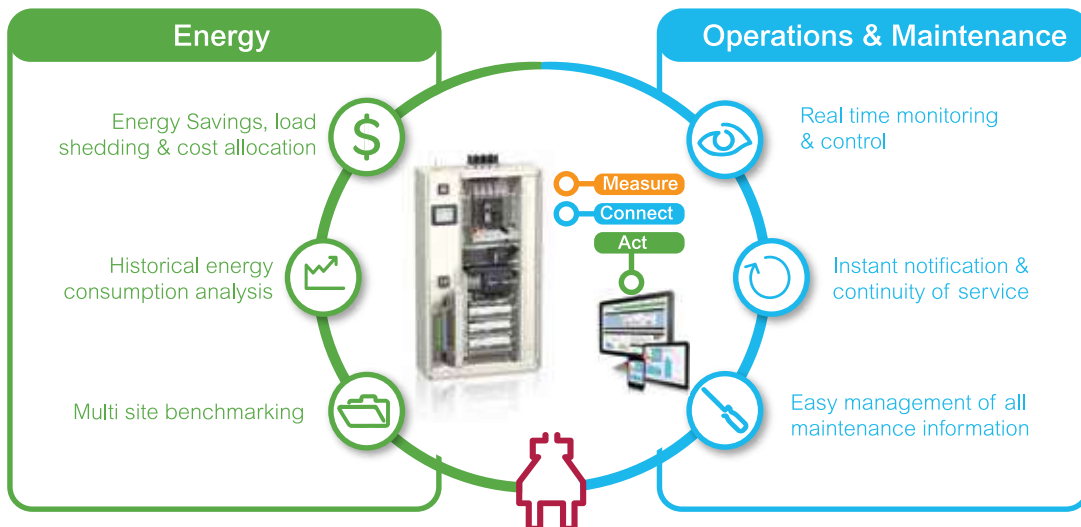
Ethernet network is widely distributed to multiple users in buildings. A simple RJ45 socket is required to connect each switch board

> Nomadic wireless with WiFi

Is also available in buildings and used by technicians during operations and maintenance.

> Access from any PC or Ethernet FDM128 monitor

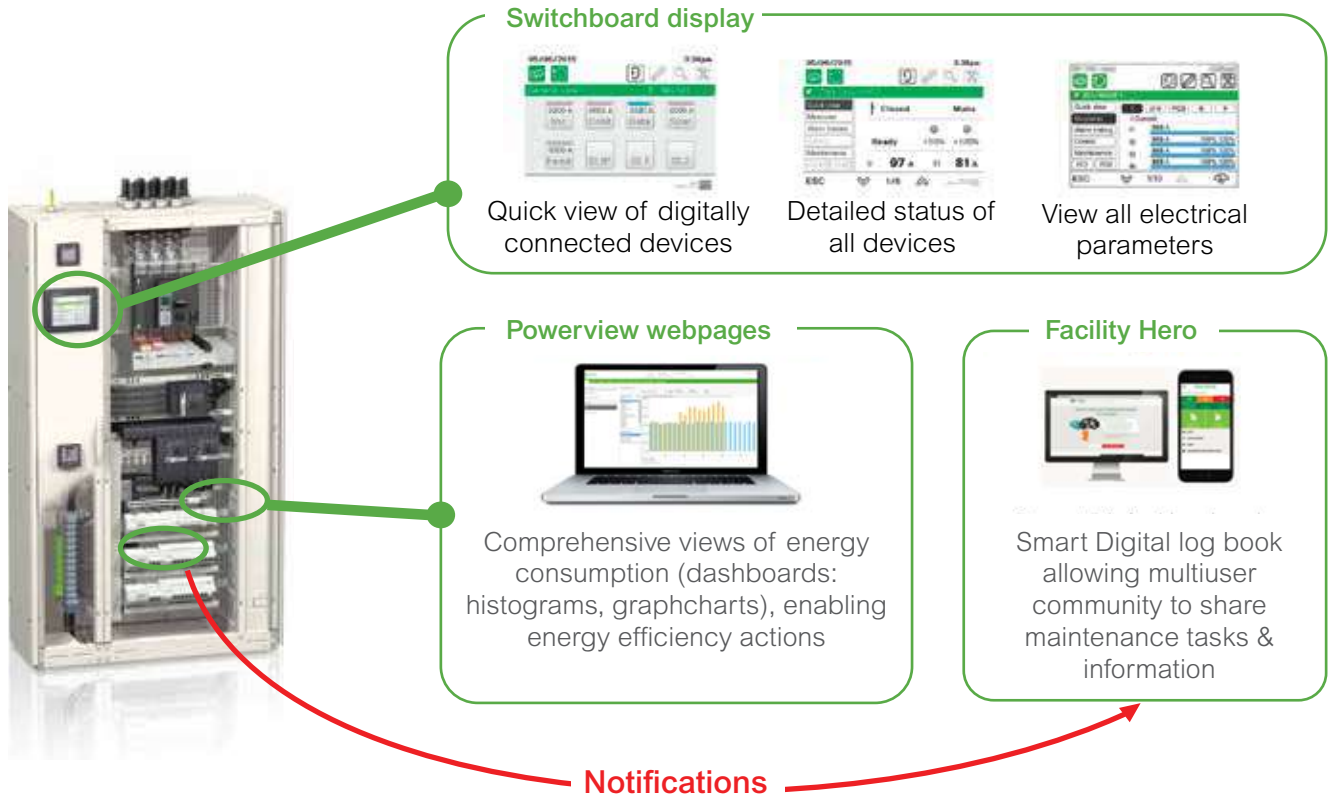
- PC: with common Internet Browser;
- FDM 128: Installed on the front panel or at any remote location of the building



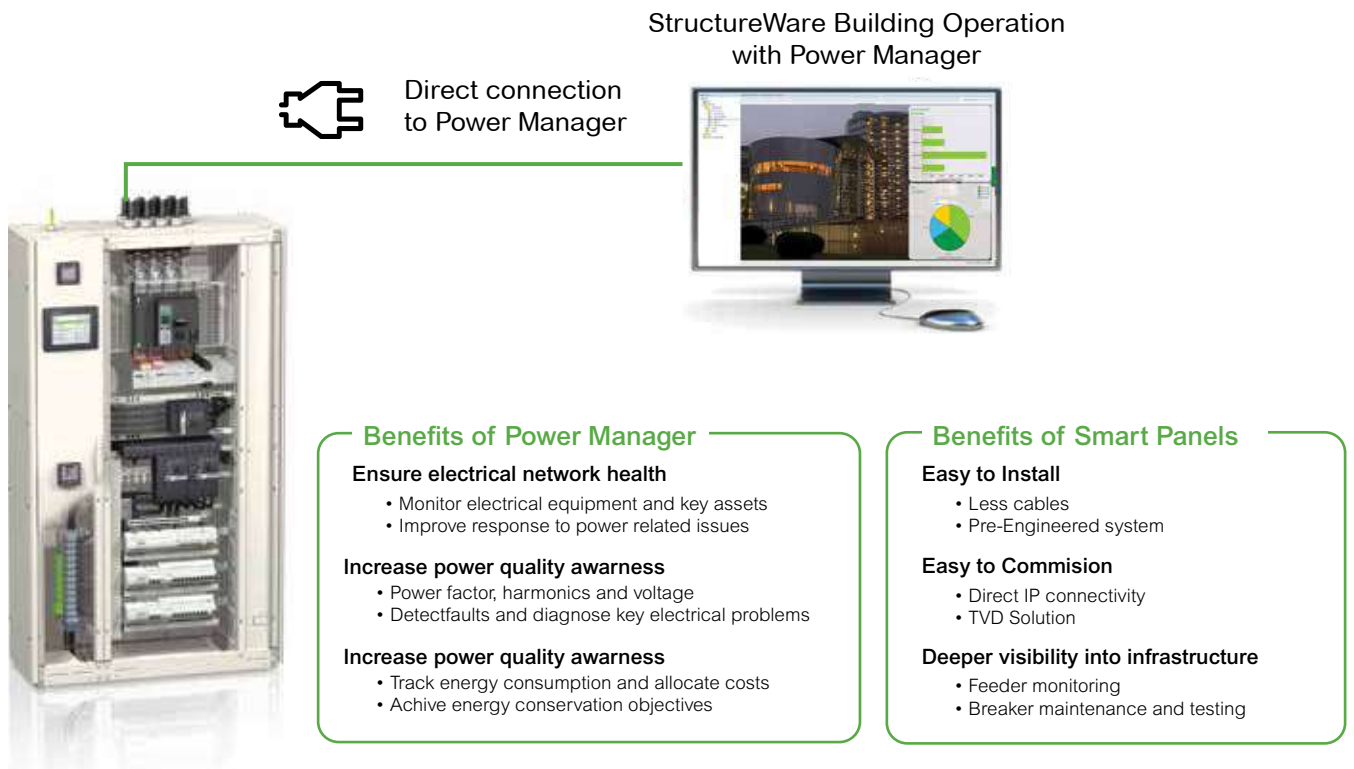
Ready to plug-in to Building and Energy management software

# Smart Panels

Simple energy & maintenance management without expensive software licenses



# Advanced integrated softwares for comprehensive Energy & Building management





# Compact™ NSXm MCCB, a new member of the Compact™ NSX family

## Efficiency that clicks!



Reliability



Productivity



Flexibility

## Compact™ NSXm MCCB



**1**  
Option of 100% secure **EverLink™** connections

**2**  
Faster mounting with **built-in DIN rail**

**3**  
Space saving through **compact size**



**4**  
**Enhanced discrimination**

**5**  
Best-in-class **electrical life**

**6**  
Option of **side rotary handle**

1 Frame size from 16 to 160A, TMD type

2 Versions - MCCB & Switch disconnectors

5 breaking capacities - 16kA to 70kA, Ics = 100% Icu for entire range

*Continues the legacy of Compact™ NSX - Encapsulated Double Break Roto Active Mechanism with Reflex Tripping, cascading*

[schneider-electric.co.in](http://schneider-electric.co.in)

Life Is On

**Schneider**  
Electric

# Compact NSXm circuit breakers: Optimized for your needs

The Compact NSXm range of circuit breakers and switch disconnectors is a newcomer in the Compact NSX family. It is one of the smallest on the market with innovative features. Built on the design of roto-active breaking technology, we have made it as robust as Compact NSX products.

## Compact NSXm main features and innovations

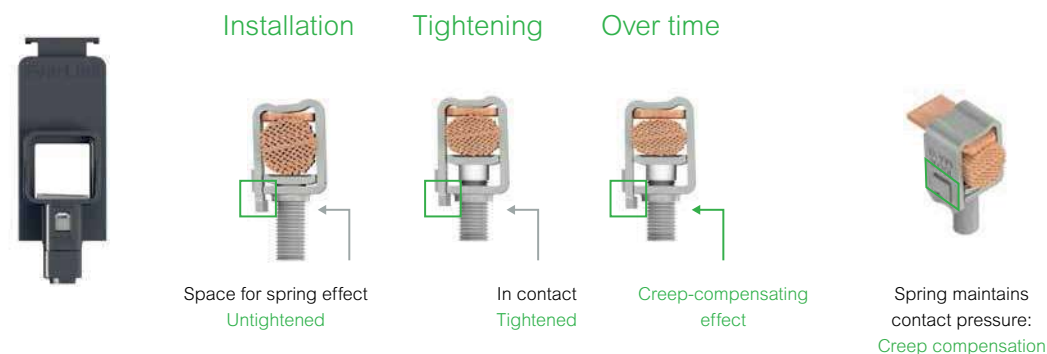
- Rated Current, In (A) – 16, 25, 32, 40, 50, 63, 80, 100, 125, 160
- Breaking capacity (kA) at 415V – 16, 25, 36, 50, 70
- Thermal magnetic trip unit integrated
- Built-in DIN rail and plate mount
- Auxiliaries externally visible
- EverLink™ connectors



## EverLink™ patented technology

The Compact NSXm features a new cable connection method with patented creep-compensating technology built directly into the terminal — EverLink™:

- With EverLink™ connectors, save space and time during panel assembly.
- Bare cable connections are as safe as compression lug ones.



More than 35  
patents have  
been registered  
for this new  
Compact NSXm  
offer.

With Thermal Magnetic Trip Unit (TMD) and Compression Lug connectors



- Ics = 100% Icu as per IEC 60947-2
- Adjustable thermal setting 0.7 – 1 x In
- Fixed magnetic settings
- Single frame size upto 160A
- 5 breaking capacities from 16kA to 70kA
- With compression lug connectors
- All the circuit breakers have a transparent lead-sealable cover

Breaking Capacity Icu as per IEC 60947-2	Rated Current	Three Pole Reference	Unit LP [₹]	Four Pole Reference	Unit LP [₹]
16kA	16A	LV426150	6320	LV426160	9030
	25A	LV426151	6320	LV426161	9030
	32A	LV426152	6320	LV426162	9030
	40A	LV426153	6320	LV426163	9030
	50A	LV426154	6320	LV426164	9030
	63A	LV426155	6320	LV426165	9030
	80A	LV426156	6320	LV426166	9030
	100A	LV426157	6320	LV426167	9030
	125A	LV426158	11460	LV426168	14110
	160A	LV426159	12510	LV426169	15440
25kA	16A	LV426250	6870	LV426260	9820
	25A	LV426251	6870	LV426261	9820
	32A	LV426252	6870	LV426262	9820
	40A	LV426253	6870	LV426263	9820
	50A	LV426254	6870	LV426264	9820
	63A	LV426255	6870	LV426265	9820
	80A	LV426256	6870	LV426266	9820
	100A	LV426257	6950	LV426267	9820
	125A	LV426258	12460	LV426268	15350
	160A	LV426259	13750	LV426269	16970
36kA	16A	LV426350	8700	LV426360	11250
	25A	LV426351	8700	LV426361	11250
	32A	LV426352	8700	LV426362	11250
	40A	LV426353	8700	LV426363	11250
	50A	LV426354	8700	LV426364	11250
	63A	LV426355	8700	LV426365	11250
	80A	LV426356	8700	LV426366	11250
	100A	LV426357	8700	LV426367	11250
	125A	LV426358	13160	LV426368	16590
	160A	LV426359	14020	LV426369	17700
50kA	16A	LV426450	11210	LV426460	13740
	25A	LV426451	11210	LV426461	13740
	32A	LV426452	11210	LV426462	13740
	40A	LV426453	11210	LV426463	13740
	50A	LV426454	11210	LV426464	13740
	63A	LV426455	11210	LV426465	13740
	80A	LV426456	11210	LV426466	13740
	100A	LV426457	11210	LV426467	14190
	125A	LV426458	16000	LV426468	18090
	160A	LV426459	16530	LV426469	19060
70kA	16A	LV426550	13160	LV426560	16640
	25A	LV426551	13160	LV426561	16640
	32A	LV426552	13160	LV426562	16640
	40A	LV426553	13160	LV426563	16640
	50A	LV426554	13160	LV426564	16640
	63A	LV426555	13160	LV426565	16640
	80A	LV426556	13160	LV426566	16640
	100A	LV426557	13160	LV426567	16640
	125A	LV426558	24520	LV426568	26450
	160A	LV426559	24520	LV426569	26450

With Thermal Magnetic Trip Unit (TMD) and EverLink™ connectors



- Ics = 100% Icu as per IEC 60947-2
- Adjustable thermal setting 0.7 – 1 x In
- Fixed magnetic settings
- Single frame size upto 160A
- 5 breaking capacities from 16kA to 70kA
- With Patented EverLink™ connectors
- All the circuit breakers have a transparent lead-sealable cover

Breaking Capacity Icu as per IEC 60947-2	Rated Current	Three Pole Reference	Unit LP [₹]	Four Pole Reference	Unit LP [₹]
16kA	16A	LV426100	6560	LV426110	9370
	25A	LV426101	6560	LV426111	9370
	32A	LV426102	6560	LV426112	9370
	40A	LV426103	6560	LV426113	9370
	50A	LV426104	6560	LV426114	9370
	63A	LV426105	6560	LV426115	9370
	80A	LV426106	6560	LV426116	9370
	100A	LV426107	6560	LV426117	9370
	125A	LV426108	11900	LV426118	14650
25kA	160A	LV426109	12990	LV426119	16030
	16A	LV426200	6910	LV426210	9870
	25A	LV426201	6910	LV426211	9870
	32A	LV426202	6910	LV426212	9870
	40A	LV426203	6910	LV426213	9870
	50A	LV426204	6910	LV426214	9870
	63A	LV426205	6910	LV426215	9870
	80A	LV426206	6910	LV426216	9870
	100A	LV426207	6950	LV426217	9870
36kA	125A	LV426208	12520	LV426218	15420
	160A	LV426209	13750	LV426219	16970
	16A	LV426300	9130	LV426310	11690
	25A	LV426301	9130	LV426311	11690
	32A	LV426302	9130	LV426312	11690
	40A	LV426303	9130	LV426313	11690
	50A	LV426304	9130	LV426314	11690
	63A	LV426305	9130	LV426315	11690
	80A	LV426306	9130	LV426316	11690
50kA	100A	LV426307	9130	LV426317	11690
	125A	LV426308	13160	LV426318	16590
	160A	LV426309	14020	LV426319	17700
	16A	LV426400	11210	LV426410	14190
	25A	LV426401	11210	LV426411	14190
	32A	LV426402	11210	LV426412	14190
	40A	LV426403	11210	LV426413	14190
	50A	LV426404	11210	LV426414	14190
	63A	LV426405	11210	LV426415	14190
70kA	80A	LV426406	11210	LV426416	14190
	100A	LV426407	11210	LV426417	14190
	125A	LV426408	16520	LV426418	18090
	160A	LV426409	16530	LV426419	19060
	16A	LV426500	13160	LV426510	16640
	25A	LV426501	13160	LV426511	16640
	32A	LV426502	13160	LV426512	16640
	40A	LV426503	13160	LV426513	16640
	50A	LV426504	13160	LV426514	16640
70kA	63A	LV426505	13160	LV426515	16640
	80A	LV426506	13160	LV426516	16640
	100A	LV426507	13160	LV426517	16640
	125A	LV426508	24520	LV426518	26450
	160A	LV426509	24520	LV426519	26450

For Details on stockable and non-stockable status, technical parameter, please Contact Customer Care Centre

NORMAL STOCK ITEMS

W.E.F. July 01, 2017



- Suitability for isolation as defined by standard IEC 60947-3
- Self protected by their high-set magnetic release
- Single frame size upto 160A

### Compact NSXm NA switch-disconnector

#### With Compression Lug connectors

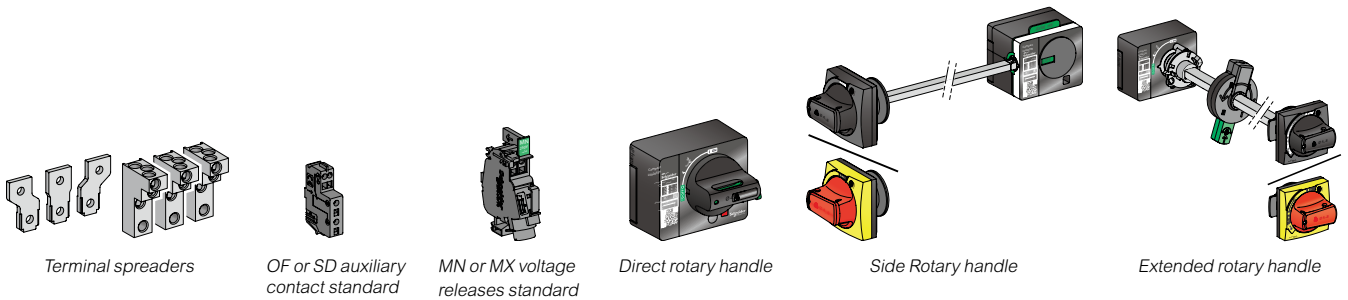
Rated Current	Three Pole Reference	Unit LP [₹]	Four Pole Reference	Unit LP [₹]
50A	LV426650	7590	LV426660	11220
100A	LV426651	7590	LV426661	11220
160A	LV426652	15530	LV426662	20710

### Compact NSXm NA switch-disconnector

#### With EverLink™ connectors

Rated Current	Three Pole Reference	Unit LP [₹]	Four Pole Reference	Unit LP [₹]
50A	LV426600	7930	LV426610	11720
100A	LV426601	7930	LV426611	11720
160A	LV426602	16220	LV426612	21630

## Accessories for Compact NSXm 16A to 160A



### NSXm Accessories

#### Auxiliary contacts (changeover)

Description	Reference	Unit LP [₹]
Standard OF or SD	LV426950	750

#### Rotary Handles

Description	Reference	Unit LP [₹]
<b>Direct rotary handle</b>		
Standard black handle	LV426930	960
<b>Extended rotary handle</b>		
Standard extended rotary black handle	LV426932	1530
<b>Side rotary handle</b>		
Standard side rotary black handle	LV426935	2450

#### Voltage Releases

Description	Shunt Release Reference	Unit LP [₹]	Under Voltage Reference	Unit LP [₹]
<b>AC</b>				
24 V 50/60 Hz	LV426841	1840	LV426801	2410
48 V 50/60 Hz	LV426842		LV426802	
110-130 V 50/60 Hz	LV426843		LV426803	
220-240 V 50/60 Hz	LV426844		LV426804	
380-415 V 50 Hz	LV426846		LV426806	
<b>DC</b>				
24 V	LV426841	1840	LV426801	2410
48 V	LV426842		LV426802	
125 V	LV426843		LV426803	
250 V	LV426844		LV426815	

#### Installation Accessories

Description	Reference	Unit LP [₹]
<b>Spreaders &amp; Phase Barriers</b>		
Spreaders (Set of 3) 3P	LV426940	570
Spreaders (Set of 4) 4P	LV426941	570



Ethernet Ready Next Generation Circuit Breakers

# Compact NSX

LV circuit breakers from 16A to 630A



Energy measurement and control



Increased energy availability



Safety and protection

# Compact NSX

## Ethernet ready Next-generation circuit breakers



- Ethernet based monitoring, control, alarm notification for energy, asset and network management
- Built-in energy metering with combined accuracy class of 2% for precise measurement
- Intelligent / Enhanced discrimination for continuity of service
- Patented reflex tripping, independent of other protection functions, ensures ultra fast tripping in the event of very high short circuit
- Encapsulated roto-active double break contact system limits fault current for extended system life
- Best in class electrical life (*30k cycles for NSX 100 @ 440 V*) reduces operational expenditure
- High performance =>  $I_{cs} = I_{cu} = 100\text{kA @ } 690\text{V AC}$

### Range Details:

- 16A to 630A in two frames sizes
- Breaking capacity up to 200kA @ 415V
- TMD and Microprocessor based trip unit
- Available in Fixed, Plug-in and Draw out type versions

# Type of Trip Units


## Micrologic Trip Units

(ASIC-Application Specific Integrated Circuit)



	Protection	Cases	Measurement	Application
	↓	↓	↓	↓
	1 I 2 LS <sub>0</sub> I 5 LSI 6 LSIG	2 NSX100-250 3 NSX400-630	A Ammeter E Energy Meter	--- Distribution G Generator AB Subscriber M Motor Z 16Hz 2/3
<b>Example</b>				
Micrologic 1.3 M	I	400 or 630 A		Motor
Micrologic 2.2 G	LS <sub>0</sub> I	100, 160 or 250 A		Generator
Micrologic 2.3	LS <sub>0</sub> I	400 or 630 A		Distribution
Micrologic 2.3 M	LS <sub>0</sub> I	400 or 630 A		Motor
Micrologic 5.2 A	LSI	100, 160 or 250 A	Ammeter	Distribution
Micrologic 5.3 E	LSI	400 or 630 A	Energy	Distribution
Micrologic 6.3 E-M	LSIG	400 or 630 A	Energy	Motor

## Thermal Magnetic Trip Unit



- Available from 16A - 250A
- Overload Setting (Ir) 0.7 - 1 x In
- Short Circuit Setting (Im)
- Fixed upto 160A
- Adjustable 5 - 10 x Ir (for 200A - 250A)

- I** - Instantaneous
- S<sub>0</sub>** - Short Time with Fixed Time Delay
- S** - Short Time with Adjustable Time Delay
- G** - Ground Fault

# Compact NSX PV for Photovoltaic applications

- Circuit Breakers and Switch Disconnectors
- A complete DC offer for Solar Applications from 80 to 1500A.
  - 80A to 500A MCCB with TMD type trip unit
  - 80A to 1500A Switch disconnector



Ensuring safe and efficient operation of your Photovoltaic installation.



With heat sink supplied as standard, MCCB rating is optimized, avoiding the need to oversize protection components and saving space in the enclosure.



Connection and insulation accessories supplied as standard with Compact NSX PV MCCB are:

- Connection plate with heat sink
- Upstream and downstream terminal shields



# PowerPact

## Multistandard offer for OEM applications

Be compliant around the world

Range - 16A to 600A in Two frames sizes



- Compliance to UL489, IEC60947, CCC & CSA standards.
- Breaking Capacity up to 100kA
- Voltage rating up to 600V
- Isolation with Positive Break Indication
- Fixed, Plug-in and Draw out type
- TMD and Microprocessor based trip unit
- Built-in energy metering (2% accuracy class)
- Smart Integration over Communication Network

### Trust US...

- > to supply worldwide availability
- > to apply tested and validated solutions
- > to comply to international standards



## With Thermal Magnetic Trip Unit (TMD)



- Ics = 100% Icu as per IEC 60947-2
- Adjustable thermal setting 0.7 - 1 x In
- Adjustable magnetic setting 5 – 10 x Ir \*\*
- Transparent cover for trip unit as standard
- Breaking Capacity enhancement upto 150kA with a higher capacity upstream (Cascading)
- Exceptional current limiting <math> < 6 \times 10^5 \text{ A}^2\text{S}</math>

Breaking Capacity Icu as per IEC 60947-2	Rated Current	Three Pole Reference	Unit LP [₹]	Four Pole Reference	Unit LP [₹]
25kA	16A	LV429557	8260	LV429567	11870
	25A	LV429556 ✓	8260	LV429566	11870
	32A	LV429555 ✓	8260	LV429565	11870
	40A	LV429554 ✓	8260	LV429564	11870
	50A	LV429553	8260	LV429563	11870
	63A	LV429552 ✓	8260	LV429562 ✓	11870
	80A	LV429551 ✓	8260	LV429561	11870
	100A	LV429550 ✓	8260	LV429560 ✓	11870
	125A	LV430311 ✓	14540	LV430321 ✓	17940
	160A	LV430310 ✓	14540	LV430320 ✓	17940
	200A	LV431111	22340	LV431121 ✓	26880
	250A	LV431110 ✓	22340	LV431120 ✓	26880
36kA	16A	LV429637 ✓	10070	LV429647	12740
	25A	LV429636 ✓	10070	LV429646	12740
	32A	LV429635 ✓	10070	LV429645 ✓	12740
	40A	LV429634 ✓	10070	LV429644	12740
	50A	LV429633	10070	LV429643	12740
	63A	LV429632 ✓	10070	LV429642 ✓	12740
	80A	LV429631 ✓	10070	LV429641	12740
	100A	LV429630 ✓	10070	LV429640 ✓	12740
	125A	LV430631 ✓	15040	LV430641 ✓	18530
	160A	LV430630 ✓	15040	LV430640 ✓	18530
	200A	LV431631 ✓	23080	LV431641 ✓	28450
	250A	LV431630 ✓	23080	LV431640 ✓	28450
50kA	16A	LV429847	11520	LV429857	14590
	25A	LV429846	11520	LV429856	14590
	32A	LV429845 ✓	11520	LV429855	14590
	40A	LV429844 ✓	11520	LV429854	14590
	50A	LV429843	11520	LV429853	14590
	63A	LV429842 ✓	11520	LV429852	14590
	80A	LV429841 ✓	11520	LV429851	14590
	100A	LV429840 ✓	11520	LV429850	14590
	125A	LV430841 ✓	17750	LV430851	19930
	160A	LV430840 ✓	17750	LV430850	19930
	200A	LV431831 ✓	24400	LV431841	29810
	250A	LV431830 ✓	24400	LV431840	29810
70kA	16A	LV429677	15230	LV429687	19830
	25A	LV429676	15230	LV429686	19830
	32A	LV429675	15230	LV429685	19830
	40A	LV429674	15230	LV429684	19830
	50A	LV429673	15230	LV429683	19830
	63A	LV429672 ✓	15230	LV429682	19830
	80A	LV429671	15230	LV429681	19830
	100A	LV429670 ✓	15230	LV429680	19830
	125A	LV430671	28350	LV430681	30410
	160A	LV430670 ✓	28350	LV430680	30410
	200A	LV431671	32420	LV431681	41710
	250A	LV431670 ✓	32420	LV431680	41710

### Note:

- \*\* applicable for NSX 200A & 250A
- For higher breaking capacities (100kA and 150kA); for Generator Protection MCCB and other special application MCCB, contact our nearest Sales Office.

For details on non-standard references, technical parameters, stockable and non-stockable status, please contact Customer Care Centre.

✓ NORMAL STOCK ITEMS

W.E.F. July 01, 2017



With Micrologic 2 ( $\mu$ P -ASIC based)



- Protection type  $LS_0IN$
- $I_{cs} = 100\%$   $I_{cu}$  as per IEC 60947-2
- Adjustable overload from  $0.40 - 1 \times I_n$
- Adjustable short circuit from  $1.5 - 10 \times I_r$
- Innovative front indication LED's (Ready, Overload pre-alarm & Overload)
- Two frame sizes up to 630A
- Breaking Capacity enhancement upto 150kA with a higher capacity upstream (Cascading)
- Adjustable neutral protection - N, N/2, OFF for 4 Pole MCCB

Breaking Capacity $I_{cu}$ as per IEC 60947-2	Rated Current	Three Pole Reference	Unit LP [₹]	Four Pole Reference	Unit LP [₹]
25kA	40A	LV429777 <input checked="" type="checkbox"/>	14470	LV429787	19160
	100A	LV429775 <input checked="" type="checkbox"/>	14470	LV429785 <input checked="" type="checkbox"/>	19160
	160A	LV430745 <input checked="" type="checkbox"/>	18480	LV430750 <input checked="" type="checkbox"/>	23570
	250A	LV431140 <input checked="" type="checkbox"/>	24280	LV431150 <input checked="" type="checkbox"/>	31140
36kA	40A	LV429772	14920	LV429782	19250
	100A	LV429770 <input checked="" type="checkbox"/>	14920	LV429780 <input checked="" type="checkbox"/>	19250
	160A	LV430770 <input checked="" type="checkbox"/>	19070	LV430780 <input checked="" type="checkbox"/>	25770
	250A	LV431770 <input checked="" type="checkbox"/>	26170	LV431780 <input checked="" type="checkbox"/>	35380
	400A	LV432676 <input checked="" type="checkbox"/>	35240	LV432677 <input checked="" type="checkbox"/>	40240
50kA	630A	LV432876 <input checked="" type="checkbox"/>	37250	LV432877 <input checked="" type="checkbox"/>	48300
	40A	LV429797	17930	LV429807	24570
	100A	LV429795 <input checked="" type="checkbox"/>	17930	LV429805 <input checked="" type="checkbox"/>	25310
	160A	LV430775 <input checked="" type="checkbox"/>	22710	LV430785	28280
	250A	LV431870 <input checked="" type="checkbox"/>	28680	LV431875 <input checked="" type="checkbox"/>	37400
	400A	LV432693 <input checked="" type="checkbox"/>	37700	LV432694 <input checked="" type="checkbox"/>	46960
70kA	630A	LV432893 <input checked="" type="checkbox"/>	39460	LV432894 <input checked="" type="checkbox"/>	52260
	40A	LV429792	22180	LV429802	28870
	100A	LV429790	22850	LV429800	29050
	160A	LV430790	30950	LV430800	37990
	250A	LV431790	35230	LV431800	48790
	400A	LV432695 <input checked="" type="checkbox"/>	42840	LV432696	56640
	630A	LV432895 <input checked="" type="checkbox"/>	44360	LV432896	68300

Note: For higher Breaking Capacities (100kA and 150kA); for Generator Protection MCCB and other special application MCCB, contact our nearest Sales Office.

With Micrologic 2 ( $\mu$ P -ASIC based ) / TMD / MA+ shunt +GFP

- Protection type  $LS_0IGN$
- $I_{cs} = 100\%$   $I_{cu}$  as per IEC 60947-2
- Fault indication for GF (LED type) meant for human safety
- Adjustable overload from  $0.36 - 1 \times I_n$
- Adjustable short circuit from  $1.5 - 10 \times I_r$
- Adjustable earth fault sensitivity selection 10 to 60%
- Innovative front indication LED's (Ready, Overload pre-alarm & Overload)
- Two frame sizes up to 630A
- Suitable for 3P3W & 3P4W electrical distribution network
- Breaking Capacity enhancement upto 150kA with a higher capacity upstream (Cascading)
- Adjustable neutral protection - N, N/2, OFF for 4 Pole MCCB

MCCB Frame	Relay Module rated current	3 Ph + 3W Reference	Unit LP [₹]	3 Ph + 4W Reference	Unit LP [₹]
CVS/NSX100	32, 40, 50, 63, 80, 100	GFP11CT13P <input checked="" type="checkbox"/>	4860	GFP11CT14P <input checked="" type="checkbox"/>	5320
CVS/NSX 160 / 250	125, 160, 200, 250	GFP12CT23P <input checked="" type="checkbox"/>	5530	GFP12CT24P <input checked="" type="checkbox"/>	6240
CVS/NSX 400 / 630	400, 630	GFP13CT33P <input checked="" type="checkbox"/>	8340	GFP13CT34P <input checked="" type="checkbox"/>	9110
CVS 800	800	GFP14CT43P <input checked="" type="checkbox"/>	10290	GFP14CT44P <input checked="" type="checkbox"/>	11520

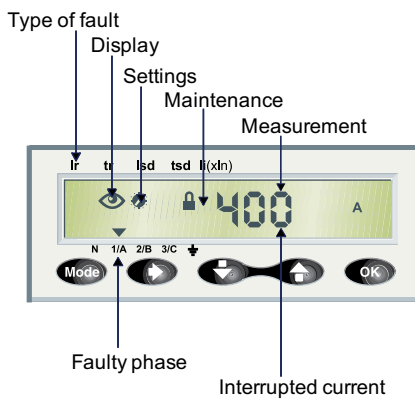
Note: Kindly order NSX/CVS MCCB +GFP+. Shunt trip coil.

For details on non-standard references, technical parameters, stockable and non-stockable status, please contact Customer Care Centre.

NORMAL STOCK ITEMS

W.E.F. July 01, 2017

With Micrologic 6A (Embedded current metering and communication capable)



- Protection type LSIGN
- $I_{cs} = 100\% I_{cu}$  as per IEC 60947-2
- Current measurements (Phase & neutral, Average, Highest of phases, Ground fault current, Maximeter / Minimeter, Current unbalance between phases)
- Adjustable overload from  $I_r 0.36$  to  $1 \times I_n$  and  $t_r = 0.5 - 16$  s
- Adjustable short circuit from  $I_{sd} 1.5 - 10 \times I_r$  and  $t_{sd} I^2t_{ON}/OFF 0.1 - 0.4$  s
- Adjustable earth fault  $0.4 - 1 \times I_n$  (for  $I_n=40A$ ) &  $0.2 - 1 \times I_n$  (for  $I_n>40A$ ) and  $t_g I^2t_{ON}/OFF 0.1 - 0.4$  s
- Instantaneous protection  $I_i 1.5 \times I_n - 15 \times I_n$  (40 - 160A),  $12 \times I_n$  (250 - 400A) and  $11 \times I_n$  (630A)
- Innovative front indication LED's (Ready, Overload pre-alarm & Overload)
- Fault distinction on the display of trip unit (type of fault, interrupted fault current and faulty phase)
- Zone Selective Interlocking (ZSI) as standard
- Breaking Capacity enhancement upto 150kA with a higher capacity upstream (Cascading)
- Adjustable neutral protection - N, N/2, OFF and oversized neutral (standard feature) for 4 Pole MCCB.

"Breaking Capacity Icu as per IEC 60947-2"	Rated Current	Three Pole Reference	Unit LP [₹]	Four Pole Reference	Unit LP [₹]
25kA	40A	LV429014X62A40	34030	LV429015X62A40	38090
	100A	LV429014X62A100	34030	LV429015X62A100	38090
	160A	LV430390X62A160	35990	LV430395X62A160	43280
	250A	LV431390X62A250	41210	LV431395X62A250	49370
36kA	40A	LV429003X62A40	34030	LV429008X62A40	39030
	100A	LV429003X62A100	34030	LV429008X62A100	39030
	160A	LV430403X62A160	37010	LV430408X62A160	44030
	250A	LV431403X62A250	41510	LV431408X62A250	51000
	400A	LV432413X63A400	48650	LV432415X63A400	54840
50kA	630A	LV432813X63A630	55900	LV432815X63A630	65180
	40A	LV429006X62A40	37010	LV429011X62A40	42020
	100A	LV429006X62A100	37010	LV429011X62A100	42020
	160A	LV430406X62A160	42020	LV430411X62A160	45010
	250A	LV431406X62A250	44900	LV431411X62A250	52220
	400A	LV432403X63A400	50000	LV432408X63A400	60570
70kA	630A	LV432803X63A630	56100	LV432808X63A630	69350
	40A	LV429004X62A40	40990	LV429009X62A40	47020
	100A	LV429004X62A100	40990	LV429009X62A100	47020
	160A	LV430404X62A160	50240	LV430409X62A160	56000
	250A	LV431404X62A250	51250	LV431409X62A250	78010
	400A	LV432404X63A400	64040	LV432409X63A400	80020
	630A	LV432804X63A630	66000	LV432809X63A630	87730

For details on non-standard references, technical parameters, stockable and non-stockable status, please contact Customer Care Centre.

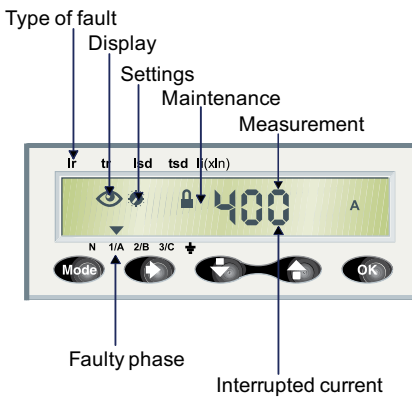
NORMAL STOCK ITEMS

W.E.F. July 01, 2017

Micrologic 6 E (Embedded Energy metering and communication capable)



- Features over and above Micrologic 6A.
- Current Measurements (Phase & neutral, Average, Highest of Phases, Ground Fault current, Maximeter/Minimeter, Current Unbalance between Phases)
- Voltage Measurements (Phase-Phase & Phase-neutral, Average, Ph-Ph & Ph-N voltage unbalance)
- Frequency Measurements
- Power Quality Indicator (Total Harmonic Distortion for Current and Voltage)
- Power Measurements (Active, Reactive and Apparent Power, total and per phase and Power Factor and cos (phi))
- Demand Currents and Power Measurements (Demand Values, total & per phase, Maximum Demand)
- Energy Metering (Active, Reactive and Apparent energy, total and per phase)
- Indications, Alarms and Histories (Indication of fault types, Alarms for high/low threshold, operating histories & time stamped tables)
- Maintenance Indicators (Operation, trip and alarm counters; Operating Hours Counter; Contact wear; Load profile and thermal image)



Breaking Capacity Icu as per IEC 60947-2	Rated Current	Three Pole Reference	Unit LP [₹]	Four Pole Reference	Unit LP [₹]
25kA	40A	LV429014X62E40	48780	LV429015X62E40	54200
	100A	LV429014X62E100	48780	LV429015X62E100	54200
	160A	LV430390X62E160	48810	LV430395X62E160	54340
	250A	LV431390X62E250	49790	LV431395X62E250	60540
36KA	40A	LV429003X62E40	49840	LV429008X62E40	54440
	100A	LV429003X62E100	49840	LV429008X62E100	54440
	160A	LV430403X62E160	50660	LV430408X62E160	55260
	250A	LV431403X62E250	51250	LV431408X62E250	60600
	400A	LV432413X63E400	63320	LV432415X63E400	72560
	630A	LV432813X63E630	71920	LV432815X63E630	86990
50KA	40A	LV429006X62E40	50960	LV429011X62E40	55270
	100A	LV429006X62E100	50960	LV429011X62E100	55270
	160A	LV430406X62E160	51250	LV430411X62E160	56370
	250A	LV431406X62E250	53230	LV431411X62E250	63090
	400A	LV432403X63E400	64490	LV432408X63E400	75880
	630A	LV432803X63E630	74240	LV432808X63E630	90210
70KA	40A	LV429004X62E40	55270	LV429009X62E40	61800
	100A	LV429004X62E100	55270	LV429009X62E100	61800
	160A	LV430404X62E160	57100	LV430409X62E160	64060
	250A	LV431404X62E250	61110	LV431409X62E250	88690
	400A	LV432404X63E400	75380	LV432409X63E400	90670
	630A	LV432804X63E630	82780	LV432809X63E630	101490

For details on non-standard references, technical parameters, stockable and non-stockable status, please contact Customer Care Centre.

☑ NORMAL STOCK ITEMS

W.E.F. July 01, 2017

With Magnetic Trip Unit MA type



- Ics = 100% Icu as per IEC 60947-2
- Adjustable magnetic setting  $I_m$  6 - 14 x  $I_n$  (2.5 - 100A) & 9 - 14 x  $I_n$  (150 - 200A)
- Type - 2 Co-ordination charts upto 110 kW at 400V
- Breaking Capacity enhancement upto 150kA with a higher capacity upstream (Cascading)
- Adjustable neutral protection - N, N/2, OFF for 4 Pole MCCB
- Rated at 65°C as per motor standards

Breaking Capacity Icu as per IEC 60947-2	Rated Current	Three Pole Reference	Unit LP [₹]
36kA	2.5A	LV429745	10450
	6.3A	LV429744	10450
	12.5A	LV429743	10450
	25A	LV429742	10450
	50A	LV429741	10450
	100A	LV429740 <input checked="" type="checkbox"/>	10450
	150A	LV430830	14850
	220A	LV431748	24370
50kA	2.5A	LV429755	12400
	6.3A	LV429754	12400
	12.5A	LV429753	12400
	25A	LV429752	12400
	50A	LV429751	12400
	100A	LV429750 <input checked="" type="checkbox"/>	12400
	150A	LV430832	18130
	220A	LV431752	26750
70kA	2.5A	LV429765	15930
	6.3A	LV429764	15930
	12.5A	LV429763	15930
	25A	LV429762	15930
	50A	LV429761	15930
	100A	LV429760	15930
	150A	LV430834	27460
	220A	LV431756	42610

With Micrologic 1.3M



- Ics = 100% Icu as per IEC 60947-2
- Suitable for Isolation
- Adjustable short circuit  $I_{sd} = 5 - 13 \times I_n$
- Front indication LED (Ready LED)
- Type - 2 Co-ordination charts upto 250 kW at 400V
- Rated at 65°C as per motor standards

Breaking Capacity Icu as per IEC 60947-2	Rated Current	Three Pole Reference	Unit LP [₹]
36kA	320A	LV432748	33630
	500A	LV432948	40440
50kA	320A	LV432749	36800
	500A	LV432949	42240
70kA	320A	LV432750	47580
	500A	LV432950	47870

**Note:** For higher Breaking Capacities (100kA and 150kA), contact our nearest Sales Office

For details on non-standard references, technical parameters, stockable and non-stockable status, please contact Customer Care Centre.

NORMAL STOCK ITEMS

W.E.F. July 01, 2017

With Micrologic 2M ( $\mu$ P - ASIC based)



- Ics = 100% Icu as per IEC 60947-2
- Adjustable overload Ir 0.45 - 1 x In
- Adjustable short circuit Isd 5 - 13 x Ir
- Trip class selection: Class 5, Class 10 & Class 20
- Phase unbalance or Phase Loss
- Type - 2 Co-ordination charts upto 315 kW at 400V
- Front indication LED's (Ready & temperature rise alarm)
- Breaking Capacity enhancement upto 150kA with a higher capacity upstream (Cascading)
- Adjustable neutral protection - N, N/2, OFF for 4 Pole MCCB
- Rated at 65°C as per motor standards

Breaking Capacity Icu as per IEC 60947-2	Rated Current	Three Pole Reference	Unit LP [₹]
36kA	25A	LV429828	15170
	50A	LV429827	15170
	100A	LV429825	15170
	150A	LV430985	22490
	220A	LV431160	29990
	320A	LV432775	40780
50kA	500A	LV432975	49140
	25A	LV429833	18830
	50A	LV429832	18830
	100A	LV429830	18830
	150A	LV430988	25060
	220A	LV431165	31620
70kA	320A	LV432776	46860
	500A	LV432976	49500
	25A	LV429838	22910
	50A	LV429837	22910
	100A	LV429835	22910
	150A	LV430991	36910
	220A	LV431170	40400
	320A	LV432777	56460
	500A	LV432977	59180

**Note:**

- For higher Breaking Capacities (100kA and 150kA), contact our nearest Sales Office
- For arriving at the Reference of the MCCB with Micrologic 6E-M, please contact our nearest Sales Office

## Micrologic 6 E-M



In addition to Embedded Energy Metering features of Micrologic 6E, the below Motor Application parameters are present in Micrologic 6E-M

- Overload protection: Ir 0.45 - 1 x In
- Short circuit protection: Isd 5 - 13 x Ir
- Ground fault protection: Ig 0.4 - 1 x In (for In=40A) & 0.2 - 1 x In (for In>40A) and tg I2tON/OFF 0.1 - 0.4s
- Phase unbalance or Phase loss
- Trip class selection: Class 5, Class10, Class20 & Class30
- Cooling fan selection: self cooled or fan cooled motors
- Iunbalance: 10 - 40% of average current and time delay 0.7s (starting) & 1 - 10s (normal operation)
- Locked Rotor: Ijam 1 - 8 x Ir or Ijam can be made OFF and tjam 1 - 30s
- Under-Load (under-current): Iund 0.3 - 0.9 x Ir or Iund can be made OFF and tund 1 - 200s
- Long Starts Ilong 1 - 8 x Ir or Ilong can be made OFF and tlong 1 - 200s
- Neutral: OFF or 0.5 x Ir or oversized neutral standard
- Front indication LED's (Ready & temperature rise alarm)
- Zone Selective Interlocking (ZSI) as standard
- Fault distinction on the display of trip unit (type of fault, interrupted fault current and faulty phase)

For details on non-standard references, technical parameters, stockable and non-stockable status, please contact Customer Care Centre.

NORMAL STOCK ITEMS

W.E.F. July 01, 2017

# MCCBs for DC Network Protection

## Compact NSX DC

Range - 16A to 1200A in Two frames sizes with Thermal Magnetic Trip Unit (TMD)



- Comply to IEC60947 -2 standards
- Breaking Capacity up to 100kA
- Isolation with Positive Break Indication
- Fixed, Plug-in and Draw out type upto 600A
- TMD based trip unit
- New ratings 400A , 600A and 630A to 1200A

		NSX100	NSX160	NSX250	NSX400	NSX630	NSX1200	
<b>Poles</b>	<b>Breaking Capacity</b>	16A to 100A	125A to 160A	200A to 250A	250A to 400A	500A 600A	630A to 1200A*	
3P/4P	F 36kA @750VDC	[Green]						
3P/4P	S 100kA @750VDC	[Green]						
3P/4P	F 36kA @500VDC					[Green]		
3P/4P	S 100kA @500VDC					[Green]		
2P	F 36kA @ 500VDC	[Green]						
2P	M 85kA @ 500VDC	[Green]						
2P	S 100kA @ 500VDC	[Green]						
2P	N 50kA @ 600VDC						[Green]	
1P	F 36kA @ 250VDC	[Green]						
1P	N 50kA @ 250VDC	[Green]						
1P	M 85kA @ 250VDC	[Green]						

Breaking Capacity Icu as per IEC 60947-2	Rated Current	Three Pole Reference	Unit LP [₹]	Four Pole Reference	Unit LP [₹]
36kA	100A	LV438003XTMDC100	13870	LV438008XTMDC100	19740
	160A	LV438103XTMDC160	17070	LV438108XTMDC160	23050
	250A	LV438203XTMDC250	21270	LV438208XTMDC250	27740
	400A	LV438267	29660	LV438262	33670
	500A	LV438268	35580	LV438263	43490
	600A	LV438269	37580	LV438264	45490
100kA	100A	LV438018XTMDC100	16540	LV438019XTMDC100	22410
	160A	LV438118XTMDC160	21030	LV438119XTMDC160	27740
	250A	LV438218XTMDC250	35900	LV438219XTMDC250	37890
	400A	LV438277	42350	LV438272	51590
	500A	LV438278	46250	LV438273	55790
	600A	LV438279	46250	LV438274	55790

**Note:**

- For 1P / 2P contact customer care
- NSX 1200 prices on request



For details on non-standard references, technical parameters, stockable and non-stockable status, please contact Customer Care Centre.

NORMAL STOCK ITEMS

W.E.F. July 01, 2017



Indication contacts



SDTAM remote indication relay module



SDx remote indication relay module



Voltage Release



Motor Mechanism

Description	Reference	Unit LP [₹]
<b>Auxiliary Contacts (Changeover) Multifunction</b>		
OF or SD or SDE or SDV	29450 <input checked="" type="checkbox"/>	810
OF or SD or SDE or SDV low level	29452	870
SDE adaptor for trip unit TM or MA or Micrologic 2 \$\$	LV429451 <input checked="" type="checkbox"/>	630
<b>SDX 2-Programmable Contacts for Micrologic</b>		
SDx module 24/415 V AC/DC	LV429532	9960
<b>SDTAM Contactor Tripping Module for Micrologic 2- M/6 E-M</b>		
SDTAM 24/415 V AC/DC overload fault indication	LV429424	10320

\$\$ To be considered alongwith SDE contact for MCCB with TMD/MA./Micrologic 2 protection.

## Voltage Releases

Description	Shunt Release Reference	Unit LP [₹]	Undervoltage Reference	Unit LP [₹]
<b>AC</b>				
24 V 50/60 Hz	LV429384	2070	LV429404	2650
48 V 50/60 Hz	LV429385		LV429405	
110-130 V 50/60 Hz	LV429386 <input checked="" type="checkbox"/>		LV429406 <input checked="" type="checkbox"/>	
220-240 V 50/60 Hz	LV429387 <input checked="" type="checkbox"/>		LV429407 <input checked="" type="checkbox"/>	
380-415 V 50 Hz	LV429388 <input checked="" type="checkbox"/>		LV429408 <input checked="" type="checkbox"/>	
525 V 50 Hz	LV429389		LV429409	
<b>DC</b>				
12 V	LV429382	2070	LV429402	2650
24 V	LV429390 <input checked="" type="checkbox"/>		LV429410 <input checked="" type="checkbox"/>	
30 V	LV429391		LV429411	
48 V	LV429392		LV429412	
60 V	LV429383		LV429403	
125 V	LV429393		LV429413	
250 V	LV429394		LV429414 <input checked="" type="checkbox"/>	

## Installation Accessories

Description	100/160/250A Reference	Unit LP [₹]	400/630A Reference	Unit LP [₹]
<b>Spreaders &amp; Phase Barrier</b>				
Spreaders (Set of 3) 3P	LV431563 <input checked="" type="checkbox"/>	600	32492 <input checked="" type="checkbox"/>	1360
Spreaders (Set of 4) 4P	LV431564 <input checked="" type="checkbox"/>	800	32493 <input checked="" type="checkbox"/>	1730
Phase Barrier (Set of 6)	*	-	LV432570 <input checked="" type="checkbox"/>	670
<b>Interlocking</b>				
For Breaker with Rotary Handle	LV429369	7840	LV432621	9870
For Breaker with Toggle	LV429354	8490	LV432614	9870
Mechanical Interlocking with Base Plate	29349**	16180	32609**	34090
<b>Locking of Rotary Handle</b>				
Locking Device	LV429344 <input checked="" type="checkbox"/>	490	LV432604 <input checked="" type="checkbox"/>	670
Ronis Keylock (1 Lock + 1 Key set)	41940 <input checked="" type="checkbox"/>	3420	41940 <input checked="" type="checkbox"/>	3420
Ronis Keylock (2 Locks + 1 Key set)	41950 <input checked="" type="checkbox"/>	6600	41950 <input checked="" type="checkbox"/>	6600
Profalux Keylock (1 Lock + 1 Key set)	42888	5780	42888	5780
Profalux Keylock (2 Locks + 1 Key set)	42878	6600	42878	6600

\* supplied as standard with spreader

\*\* Mechanical Interlocking with Base Plate to be ordered with Safety trip interlock (LV429270 for 29349 and LV432520 for 32609)

For details on non-standard references, technical parameters, stockable and non-stockable status, please contact Customer Care Centre.

NORMAL STOCK ITEMS

W.E.F. July 01, 2017



FDM121: Front Display Module



Test Battery



Power Supply Module B



SCM: Breaker Status and Control Module

## Motor Mechanism

Type	Voltage	100/160A Reference	Unit LP [₹]	250A Reference	Unit LP [₹]	400/630A Reference	Unit LP [₹]
<b>Motor Mechanism Modules with SDE adaptor <sup>(1)</sup></b>							
AC 50/60 Hz	48-60 V	LV429440	19460	LV431548	21500	LV432639	30640
	110-130 V	LV429433		LV431540		LV432640	
	220-240 V	LV429434 <input checked="" type="checkbox"/>		LV431541 <input checked="" type="checkbox"/>		LV432641 <input checked="" type="checkbox"/>	
	380-415 V	LV429435		LV431542		LV432642	
	440-480 V	LV429435		LV431542		LV432647	
DC	24-30 V	LV429436	25220	LV431543	27350	LV432643	36150
	48-60 V	LV429437		LV431544		LV432644	
	110-130 V	LV429438		LV431545		LV432645	
	250 V	LV429439		LV431546		LV432646	

(1) With every Motor Mechanism, please order 1 no. auxiliary contact additionally. For other voltages of motor mechanism please consult Customer Care.

Description	100/160/250A Reference	Unit LP [₹]	400/630A Reference	Unit LP [₹]
<b>Locking of Motor Mechanism</b>				
Keylock adaptor + Ronis keylock (special)	LV429449	2530	--	
Locking Device	--		LV432649	770
Ronis Keylock	-	-	41940 <input checked="" type="checkbox"/>	3420
Profalux Keylock	--		42888	5780
Torque Limiting Screws (Set of 12)	LV429513	1790	LV432513	2120

## Monitoring and Control, test tools- Compact and NSX100 - 630

### Monitoring and Control (Remote Operation)

Description	Reference	Unit LP [₹]
<b>ULP Display Module</b>		
Switchboard front display module FDM121	TRV00121 <input checked="" type="checkbox"/>	10420
<b>ULP Wiring Accessories</b>		
NSX cord L = 0.35 m	LV434200	2400
NSX cord L = 1.3 m	LV434201 <input checked="" type="checkbox"/>	2210
5 RJ45/RJ45 MALE Cord L = 1m	TRV00810	2270
10 Stacking connectors for COM interface	TRV00217	3540
<b>ULP Communication Module</b>		
IFM MODBUS Interface Module	TRV00210	8970
BSCM ( Breaker Status and Control Module)	LV434205 <input checked="" type="checkbox"/>	7560
<b>Power Supply Modules</b>		
<b>External power supply module 24 V DC-1 A OVC IV</b>		
24-30 V DC	54440	13260
48-60 V DC	54441	13260
100-125 V AC	54442	13260
110-130 V AC	54443	14880
200-240 V AC	54444 <input checked="" type="checkbox"/>	11150
380-415 V AC	54445	14880
Pocket battery for Micrologic NSX100-630	LV434206	15170

Maintenance Module for advanced configuration and testing contact our nearest Sales Office.

ULP = Universal Logic Plug

For details on non-standard references, technical parameters, stockable and non-stockable status, please contact Customer Care Centre.

NORMAL STOCK ITEMS

W.E.F. July 01, 2017





Direct Rotary Handle



Extended Rotary Handle




Plug in Base



Draw-Out Chassis Kit

Description	100/160/250A Reference	Unit LP [₹]	400/630A Reference	Unit LP [₹]
<b>Rotary Handles</b>				
Standard direct black handle	LV429337 <input checked="" type="checkbox"/>	1050	LV432597 <input checked="" type="checkbox"/>	1580
Standard extended rotary handle	LV429338 <input checked="" type="checkbox"/>	1670	LV432598 <input checked="" type="checkbox"/>	2980
<b>Plug in Base (Complete Kit)</b>				
3 Pole	LV429289 <input checked="" type="checkbox"/>	7360	LV432538 <input checked="" type="checkbox"/>	16880
4 Pole	LV429290 <input checked="" type="checkbox"/>	9520	LV432539 <input checked="" type="checkbox"/>	21040
<b>Draw-Out Chassis Kit</b>				
3 Pole				
Plug In base	LV429289 <input checked="" type="checkbox"/>	7360	LV432538 <input checked="" type="checkbox"/>	16880
Chassis Side Plate for base	LV429282 <input checked="" type="checkbox"/>	9920	LV432532 <input checked="" type="checkbox"/>	12570
Chassis Side Plate for breaker	LV429283 <input checked="" type="checkbox"/>	5250	LV432533 <input checked="" type="checkbox"/>	7320
4 Pole				
Plug In base	LV429290 <input checked="" type="checkbox"/>	9520	LV432539 <input checked="" type="checkbox"/>	21040
Chassis Side Plate for base	LV429282 <input checked="" type="checkbox"/>	9920	LV432532 <input checked="" type="checkbox"/>	12570
Chassis Side Plate for breaker	LV429283 <input checked="" type="checkbox"/>	5250	LV432533 <input checked="" type="checkbox"/>	7320
<b>Plug In / Withdrawable version Accessories</b>				
<b>Automatic Auxilliary Connectors</b>				
1 9-wire fixed connector (for base)	LV429273	1030	LV429273	1030
1 9-wire moving connector (for circuit breaker)	LV429274	720	LV432523 <input checked="" type="checkbox"/>	770
1 support for 2 moving connectors	LV429275	550	LV432525 <input checked="" type="checkbox"/>	550
<b>Manual Auxilliary Connectors</b>				
9-wire manual auxiliary connector (fixed + moving)	LV429272	3550	LV429272	3550

**Note:** Above auxiliary connectors to be used with Plug-in and Withdrawable MCCB when Auxiliary Contact, Shunt, UnderVoltage or Motor Mechanism is used.



### BA controller (basic)

- Monitoring of "Normal" source & "Automatic" transfer
- Circuit breaker status indication on front of controller: ON, OFF & fault trip
- Voluntary transfer to "Replacement" source (e.g. energy management commands)

### UA controller (advanced)

- Monitoring of "normal" source & "Automatic" transfer
- Circuit breaker status indication on front of controller: on, off & fault trip
- Voluntary transfer to "replacement" source (e.g. energy management commands)
- Delayed (adjustable) shutdown of generator set
- Load shedding & reconnection of non-priority loads
- Transfer to "Replacement" source if one of the phases of the "Normal" phase is absent
- During peak tariff period (energy management commands) forced operation on "Normal" source if "Replacement" source not operational

## With NSX100F - NSX630F 36kA 3P MCCB

Breaker for Normal Supply	Breaker for Replacement Supply	3P BA Controller Reference	Unit MRP [₹]	3P UA Controller Reference	Unit MRP [₹]
NSX100F	NSX100F	LV4A3F100100B4	200740	LV4A3F100100U4	219680
NSX160F	NSX100F	LV4A3F160100B4	207160	LV4A3F160100U4	226090
NSX160F	NSX160F	LV4A3F160160B4	213100	LV4A3F160160U4	232040
NSX250F	NSX100F	LV4A3F250100B4	220520	LV4A3F250100U4	239460
NSX250F	NSX160F	LV4A3F250160B4	226940	LV4A3F250160U4	245880
NSX250F	NSX250F	LV4A3F250250B4	240250	LV4A3F250250U4	259190
NSX400F	NSX100F	LV4A3F400100B4*	257610	LV4A3F400100U4*	260160
NSX400F	NSX160F	LV4A3F400160B4*	263030	LV4A3F400160U4*	266030
NSX400F	NSX250F	LV4A3F400250B4*	263500	LV4A3F400250U4*	248400
NSX400F	NSX400F	LV4A3F400400B4	295540	LV4A3F400400U4	314470
NSX630F	NSX160F	LV4A3F630160B4*	237140	LV4A3F630160U4*	254030
NSX630F	NSX250F	LV4A3F630250B4*	247980	LV4A3F630250U4*	264860
NSX630F	NSX400F	LV4A3F630400B4	298480	LV4A3F630400U4	317420
NSX630F	NSX630F	LV4A3F630630B4	301370	LV4A3F630630U4	320310

## With NSX100F - NSX630F 36kA 4P MCCB

Breaker for Normal Supply	Breaker for Replacement Supply	4P BA Controller Reference	Unit MRP [₹]	4P UA Controller Reference	Unit MRP [₹]
NSX100F	NSX100F	LV4A4F100100B4	208690	LV4A4F100100U4	227620
NSX160F	NSX100F	LV4A4F160100B4	215890	LV4A4F160100U4	234830
NSX160F	NSX160F	LV4A4F160160B4	217840	LV4A4F160160U4	236780
NSX250F	NSX100F	LV4A4F250100B4	231560	LV4A4F250100U4	250500
NSX250F	NSX160F	LV4A4F250160B4	238720	LV4A4F250160U4	257660
NSX250F	NSX250F	LV4A4F250250B4	242280	LV4A4F250250U4	247930
NSX400F	NSX100F	LV4A4F400100B4*	258000	LV4A4F400100U4*	261000
NSX400F	NSX160F	LV4A4F400160B4*	265000	LV4A4F400160U4*	264660
NSX400F	NSX250F	LV4A4F400250B4*	267000	LV4A4F400250U4*	276440
NSX400F	NSX400F	LV4A4F400400B4	308160	LV4A4F400400U4	327100
NSX630F	NSX160F	LV4A4F630160B4*	257450	LV4A4F630160U4*	274340
NSX630F	NSX250F	LV4A4F630250B4*	269240	LV4A4F630250U4*	286120
NSX630F	NSX400F	LV4A4F630400B4	319050	LV4A4F630400U4	337990
NSX630F	NSX630F	LV4A4F630630B4	329890	LV4A4F630630U4	348830

\* Downstream coupling accessories are not available.

### Note:

Each reference consists of:

- 2 MCCBs with Motor mechanism & Standard Trip Units.
- 4 Auxiliary contacts 2OF + 2SDE
- 1 Base Plate with IVE unit for mechanical & electrical interlocking
- 1 Downstream coupling accessory is supplied only when both the MCCB are of same Frame size
- Control Unit UA or BA

ATS upto 250A are provided with TMD type trip unit & for 400/630A with Micrologic 2 trip unit as standard.

ATS with MCCBs of other breaking capacities & other versions of trip units can also be supplied. Prices available on request.

Above given references with BA/UA controller are suitable for 415VAC control supply.


UA controller with 220/240V AC is not available

Replace suffix "4" by "2" for BA controller with 220/240V AC control supply.

For details on non-standard references, technical parameters, stockable and non-stockable status, please contact Customer Care Centre.

NORMAL STOCK ITEMS

W.E.F. July 01, 2017



### BA controller (basic)

- Monitoring of “Normal” source & “Automatic” transfer
- Circuit breaker status indication on front of controller: ON, OFF & fault trip
- Voluntary transfer to “Replacement” source (e.g. energy management commands)

### UA controller (advanced)

- Monitoring of “Normal” source & “Automatic” transfer.
- Circuit breaker status indication on front of controller: ON, OFF & fault trip
- Voluntary transfer to “Replacement” source (e.g. energy management commands)
- Delayed (adjustable) shutdown of generator set.
- Load shedding & reconnection of non-priority loads.
- Transfer to “Replacement” source if one of the phases of the “Normal” phase is absent
- During peak tariff period (energy management commands) forced operation on “Normal” source if “Replacement” source not operational

## With NSX100N - NSX630N 50kA 3P MCCB

Breaker for Normal Supply	Breaker for Replacement Supply	3P BA Controller Reference	Unit MRP [₹]	3P UA Controller Reference	Unit MRP [₹]
NSX100N	NSX100N	LV4A3N100100B4	204430	LV4A3N100100U4	223370
NSX160N	NSX100N	LV4A3N160100B4	212630	LV4A3N160100U4	231560
NSX160N	NSX160N	LV4A3N160160B4	216740	LV4A3N160160U4	235670
NSX250N	NSX100N	LV4A3N250100B4	222630	LV4A3N250100U4	241570
NSX250N	NSX160N	LV4A3N250160B4	230830	LV4A3N250160U4	249760
NSX250N	NSX250N	LV4A3N250250B4	240880	LV4A3N250250U4	259810
NSX400N	NSX100N	LV4A3N400100B4*	234680	LV4A3N400100U4*	251560
NSX400N	NSX160N	LV4A3N400160B4*	240410	LV4A3N400160U4*	257290
NSX400N	NSX250N	LV4A3N400250B4*	248930	LV4A3N400250U4*	265820
NSX400N	NSX400N	LV4A3N400400B4	299320	LV4A3N400400U4	318260
NSX630N	NSX160N	LV4A3N630160B4*	244350	LV4A3N630160U4*	261240
NSX630N	NSX250N	LV4A3N630250B4*	252830	LV4A3N630250U4*	269710
NSX630N	NSX400N	LV4A3N630400B4	303750	LV4A3N630400U4	322680
NSX630N	NSX630N	LV4A3N630630B4	308160	LV4A3N630630U4	327100

## With NSX100N - NSX630N 50kA 4P MCCB

Breaker for Normal Supply	Breaker for Replacement Supply	4P BA Controller Reference	Unit MRP [₹]	4P UA Controller Reference	Unit MRP [₹]
NSX100N	NSX100N	LV4A4N100100B4	211730	LV4A4N100100U4	230670
NSX160N	NSX100N	LV4A4N160100B4	218990	LV4A4N160100U4	237930
NSX160N	NSX160N	LV4A4N160160B4	219410	LV4A4N160160U4	238350
NSX250N	NSX100N	LV4A4N250100B4	233470	LV4A4N250100U4	252400
NSX250N	NSX160N	LV4A4N250160B4	240720	LV4A4N250160U4	259660
NSX250N	NSX250N	LV4A4N250250B4	255130	LV4A4N250250U4	261020
NSX400N	NSX100N	LV4A4N400100B4*	249140	LV4A4N400100U4*	266020
NSX400N	NSX160N	LV4A4N400160B4*	255550	LV4A4N400160U4*	272440
NSX400N	NSX250N	LV4A4N400250B4*	267440	LV4A4N400250U4*	284340
NSX400N	NSX400N	LV4A4N400400B4	320060	LV4A4N400400U4	338990
NSX630N	NSX160N	LV4A4N630160B4*	264760	LV4A4N630160U4*	281650
NSX630N	NSX250N	LV4A4N630250B4*	276650	LV4A4N630250U4*	293540
NSX630N	NSX400N	LV4A4N630400B4	330410	LV4A4N630400U4	349350
NSX630N	NSX630N	LV4A4N630630B4	340770	LV4A4N630630U4	359720

\* Downstream coupling accessories are not available.

### Note:

Each reference consists of:

- 2 MCCBs with Motor mechanism & Standard Trip Units.
- 4 Auxiliary contacts 2OF + 2SDE
- 1 Base Plate with IVE unit for mechanical & electrical interlocking
- 1 Downstream coupling accessory is supplied only when both the MCCB are of same Frame size.
- Control Unit UA or BA

ATS upto 250A are provided with TMD type trip unit & for 400/630A with Micrologic 2 trip unit as standard.

ATS with MCCBs of other breaking capacities & other versions of trip units can also be supplied. Prices available on request.

Above given references with BA/UA controller are suitable for 415V AC control supply.

UA controller with 220/240V AC is not available

Replace suffix “4” by “2” for BA controller with 220/240V AC control supply.

For details on non-standard references, technical parameters, stockable and non-stockable status, please contact Customer Care Centre.

☑ NORMAL STOCK ITEMS

W.E.F. July 01, 2017

# Compact NS

Simply A Step Ahead

## Circuit breakers and switch-disconnectors from 800 to 3200A

- Category B MCCBs
- Ethernet based monitoring, control, alarm notification for energy, asset and network management
- Built-in energy metering with combined accuracy class of 2% for improved energy efficiency
- Total Discrimination
- Breaking Capacity upto 150kA



**2** sizes:

from 800 to 3200A



Compact NS800A to 1600



Compact NS1600b to 3200



Micrologic without Display

Micrologic A

Micrologic E

Micrologic P

<b>LB 200kA</b>	■	■			
<b>L 150kA</b>	■	■	■		
<b>H 70kA</b>	■	■	■	■	■
<b>N 50kA</b>	■	■	■	■	■
	NS630b	NS800	NS1000	NS1250	NS1600

<b>H 85kA</b>	■	■	■	■
<b>N 70kA</b>	■	■	■	■
	NS1600b	NS2300	NS2500	NS3200

With Micrologic Trip Units (Common for ACBs & MCCBs) - Unique Feature of Schneider Electric devices



With Micrologic 2.0 Manual Fixed

- LED overload alarm indicator
- Test Facility
- Adjustable neutral protection - N, N/2, OFF for 4 Pole MCCBs
- Adjustable overload (Ir) 0.4 - 1 x In
- Short circuit (Instantaneous) 1.5 - 10 x Ir

Breaking Capacity Icu as per IEC 60947-2	Rated Current [A]	Three Pole Reference	Unit LP [₹]	Four Pole Reference	Unit LP [₹]
<b>With Direct Rotary Handle</b>					
50kA	800	INA_3P33466D <input checked="" type="checkbox"/>	59570	INA_4P33469D	77930
	1000	INA_3P33472D	76460	INA_4P33475D	110940
	1250	INA_3P33478D	93470	INA_4P33480D	143340
70kA	800	INA_3P33467D	72810	INA_4P33470D	93060
	1000	INA_3P33473D	96340	INA_4P33476D	144850
	1250	INA_3P33479D	117850	INA_4P33481D	159560
<b>With Extended Rotary Handle</b>					
50kA	800	INA_3P33466E <input checked="" type="checkbox"/>	63190	INA_4P33469E <input checked="" type="checkbox"/>	82100
	1000	INA_3P33472E <input checked="" type="checkbox"/>	80580	INA_4P33475E <input checked="" type="checkbox"/>	116050
	1250	INA_3P33478E <input checked="" type="checkbox"/>	96160	INA_4P33480E	146540
70kA	800	INA_3P33467E	76820	INA_4P33470E	97680
	1000	INA_3P33473E	100950	INA_4P33476E	151040
	1250	INA_3P33479E	120840	INA_4P33481E	166140



With Micrologic 6.0.A Manual Fixed

- LED overload alarm indicator
- Test Facility
- Adjustable neutral protection - N, N/2, OFF
- With ammeter display & bargraph (Bargraph is unique feature of Schneider MCCB)
- Zone Selective Interlocking
- Communication optional
- Individual fault indication by LED

Breaking Capacity Icu as per IEC 60947-2	Rated Current [A]	Three Pole Reference	Unit LP [₹]	Four Pole Reference	Unit LP [₹]
<b>With Direct Rotary Handle</b>					
50kA	800	INA_3P96466D	84380	INA_4P96469D	102740
	1000	INA_3P96472D	101260	INA_4P96475D	135750
	1250	INA_3P96478D	118770	INA_4P96480D	168650
70kA	800	INA_3P96467D	97620	INA_4P96470D	117870
	1000	INA_3P96473D	121140	INA_4P96476D	169670
	1250	INA_3P96479D	143160	INA_4P96481D	184370
<b>With Extended Rotary Handle</b>					
50kA	800	INA_3P96466E	88640	INA_4P96469E	107640
	1000	INA_3P96472E	106090	INA_4P96475E	148680
	1250	INA_3P96478E	121720	INA_4P96480E	170390
70kA	800	INA_3P96467E	102370	INA_4P96470E	123230
	1000	INA_3P96473E	126500	INA_4P96476E	176550
	1250	INA_3P96479E	144950	INA_4P96481E	189790

Remarks: Trip Unit Micrologic 6.0.A

Parameter	Description	Setting
Ir	Adjustable Overload Current	0.4 - 1 x In
tr	Adjustable Overload time delay	0.5 - 24 sec
Isd	Adjustable Short Circuit Current	1.5 - 10 x Ir
tsd	Adjustable Short Circuit time delay	0.1 - 0.4sec & OFF (I <sup>2</sup> t ON/OFF)
Ii	Adjustable Instantaneous Current	2 - 15 x In & OFF
Ig	Adjustable Earth Fault Current	0.2 - In (for <1250A) / 500 - 1200A (for >=1250A)
tg	Adjustable Earth Fault time delay	0.1 - 0.4sec & OFF (I <sup>2</sup> t ON/OFF)

## Display shows readings of I1, I2, I3, In & Earth Fault Current Value. Also Maximeters of Three Phase Currents are stored & displayed.

LED bargraph shows the % loading on each phase

Note: For above MCCB with trip unit Micrologic 5.0, 5.0A, 5.0P, 6.0P and MCCB with higher breaking capacities, contact our nearest Sales Office

Functionality of all the above Micrologic is same as that of Masterpact NT/NW ACB.

For details on non-standard references, technical parameters, stockable and non-stockable status, please contact Customer Care Centre.

NORMAL STOCK ITEMS

W.E.F. July 01, 2017

With Micrologic Trip Units (Common for ACBs & MCCBs) - Unique Feature of Schneider Electric devices



### With Micrologic 2.0E Manual Fixed (With Embedded Energy Metering)

- LED overload alarm indicator
- Measurement: Ammeter, current demand, voltages (ph-ph, ph-N & unbalance), Power (P,Q,S), power factor, power demand, Energy (Ep, Eq, Es)
- Adjustable neutral protection - N, N/2, OFF for 4 Pole MCCBs
- Communication option & M2C programmable contacts
- Adjustable overload (Ir) 0.4 - 1 x In
- Short circuit (Instantaneous) 1.5 - 10 x Ir

Breaking Capacity Icu as per IEC 60947-2	Rated Current [A]	Three Pole Reference	Unit LP [₹]	Four Pole Reference	Unit LP [₹]
<b>With Direct Rotary Handle</b>					
50kA	800	INA_8N3PFM2ED1	84640	INA_8N4PFM2ED1	98270
	1000	INA_10N3PFM2ED1	96730	INA_10N4PFM2ED1	140210
	1250	INA_12N3PFM2ED1	118940	INA_12N4PFM2ED1	172800
70kA	800	INA_8H3PFM2ED1	98250	INA_8H4PFM2ED1	120580
	1000	INA_10H3PFM2ED1	124070	INA_10H4PFM2ED1	177570
	1250	INA_12H3PFM2ED1	145330	INA_12H4PFM2ED1	193720
<b>With Extended Rotary Handle</b>					
50kA	800	INA_8N3PFM2EE1	86560	INA_8N4PFM2EE1	100040
	1000	INA_10N3PFM2EE1	105440	INA_10N4PFM2EE1	142100
	1250	INA_12N3PFM2EE1	120840	INA_12N4PFM2EE1	176790
70kA	800	INA_8H3PFM2EE1	101340	INA_8H4PFM2EE1	122420
	1000	INA_10H3PFM2EE1	126020	INA_10H4PFM2EE1	179460
	1250	INA_12H3PFM2EE1	147240	INA_12H4PFM2EE1	195670



### With Micrologic 6.0E Manual Fixed (With Embedded Energy Metering)

- LED overload alarm indicator
- Measurement: Ammeter, current demand, voltages (ph-ph, ph-N & unbalance), Power (P,Q,S), power factor, power demand, Energy (Ep, Eq, Es)
- Adjustable neutral protection - N, N/2, OFF
- With ammeter display & bargraph ## (Bargraph is unique feature of Schneider MCCB)
- Zone Selective Interlocking
- Communication optional
- Individual fault indication by LED

Breaking Capacity Icu as per IEC 60947-2	Rated Current [A]	Three Pole Reference	Unit LP [₹]	Four Pole Reference	Unit LP [₹]
<b>With Direct Rotary Handle</b>					
50kA	800	INA_8N3PFM6ED1	89610	INA_8N4PFM6ED1	114240
	1000	INA_10N3PFM6ED1	120440	INA_10N4PFM6ED1	159060
	1250	INA_12N3PFM6ED1	137490	INA_12N4PFM6ED1	191780
70kA	800	INA_8H3PFM6ED1	116400	INA_8H4PFM6ED1	138930
	1000	INA_10H3PFM6ED1	142570	INA_10H4PFM6ED1	196590
	1250	INA_12H3PFM6ED1	163960	INA_12H4PFM6ED1	212970
<b>With Extended Rotary Handle</b>					
50kA	800	INA_8N3PFM6EE1	95110	INA_8N4PFM6EE1	116070
	1000	INA_10N3PFM6EE1	122540	INA_10N4PFM6EE1	160920
	1250	INA_12N3PFM6EE1	139400	INA_12N4PFM6EE1	186450
70kA	800	INA_8H3PFM6EE1	110720	INA_8H4PFM6EE1	136950
	1000	INA_10H3PFM6EE1	144420	INA_10H4PFM6EE1	198510
	1250	INA_12H3PFM6EE1	165920	INA_12H4PFM6EE1	215060

Remarks: Trip Unit Micrologic 6.0E

Parameter	Description	Setting
Ir	Adjustable Overload Current	0.4 - 1 x In
tr	Adjustable Overload time delay	0.5 - 24 sec
I <sub>sd</sub>	Adjustable Short Circuit Current	1.5 - 10 x Ir
t <sub>sd</sub>	Adjustable Short Circuit time delay	0.1 - 0.4sec & OFF (I <sup>2</sup> t ON/OFF)
I <sub>i</sub>	Adjustable Instantaneous Current	2 - 15 x In & OFF
I <sub>g</sub>	Adjustable Earth Fault Current	0.2 - In (for <1250A) / 500 - 1200A (for >=1250A)
t <sub>g</sub>	Adjustable Earth Fault time delay	0.1 - 0.4sec & OFF (I <sup>2</sup> t ON/OFF)

## Display shows readings of I1,I2,I3, In & Earth Fault Current Value. Also Maximeters of Three Phase Currents are stored & displayed. LED bargraph shows the % loading on each phase

Note: For above MCCB with trip unit Micrologic 5.0, 5.0A, 5.0P, 6.0P and MCCB with higher breaking capacities, contact our nearest Sales Office. Functionality of all the above Micrologic is same as that of Masterpact NT/NW ACB.

For details on non-standard references, technical parameters, stockable and non-stockable status, please contact Customer Care Centre.

NORMAL STOCK ITEMS

W.E.F. July 01, 2017

With Micrologic Trip Units ( Common for ACBs & MCCBs) - Unique Feature of Schneider Electric devices



With Micrologic 2.0 Electrical Fixed

- LED overload alarm indicator
- Test Facility
- Adjustable neutral protection - N, N/2, OFF for 4 Pole MCCBs
- Adjustable overload (Ir) 0.4 - 1 x In
- Short circuit (instantaneous) 1.5 - 10 x Ir

Breaking Capacity Icu as per IEC 60947-2	Rated Current [A]	Three Pole Reference	Unit LP [₹]	Four Pole Reference	Unit LP [₹]
<b>For Control Voltage 220/240V AC</b>					
50kA	800	INA_3P93280_20	104610	INA_4P93284_20	118810
	1000	INA_3P93290_20	123120	INA_4P93294_20	160820
	1250	INA_3P93300_20	139660	INA_4P93304_20	193130
70kA	800	INA_3P93281_20	119130	INA_4P93285_20	141320
	1000	INA_3P93291_20	144800	INA_4P93295_20	197900
	1250	INA_3P93301_20	165850	INA_4P93305_20	213930
<b>For Control Voltage 415V AC</b>					
50kA	800	INA_3P93280_40	104610	INA_4P93284_40	118810
	1000	INA_3P93290_40	123120	INA_4P93294_40	160820
	1250	INA_3P93300_40	139660	INA_4P93304_40	193130
70kA	800	INA_3P93281_40	119130	INA_4P93285_40	141320
	1000	INA_3P93291_40	144800	INA_4P93295_40	197900
	1250	INA_3P93301_40	165850	INA_4P93305_40	213930



With Micrologic 6.0.A Electrical Fixed

- LED overload alarm indicator
- Test Facility
- Adjustable neutral protection - N, N/2, OFF
- With ammeter display & bargraph ## (Bargraph is unique feature of Schneider MCCB)
- Zone Selective Interlocking
- Communication optional
- Individual fault indication by LED

Breaking Capacity Icu as per IEC 60947-2	Rated Current [A]	Three Pole Reference	Unit LP [₹]	Four Pole Reference	Unit LP [₹]
<b>For Control Voltage 220/240V AC</b>					
50kA	800	INA_3P96280_20	131730	INA_4P96284_20	151790
	1000	INA_3P96290_20	150240	INA_4P96294_20	187950
	1250	INA_3P96300_20	160360	INA_4P96304_20	211770
70kA	800	INA_3P96281_20	146250	INA_4P96285_20	168440
	1000	INA_3P96291_20	171910	INA_4P96295_20	225020
	1250	INA_3P96301_20	192970	INA_4P96305_20	241040
<b>For Control Voltage 415V AC</b>					
50kA	800	INA_3P96280_40	131730	INA_4P96284_40	151790
	1000	INA_3P96290_40	150240	INA_4P96294_40	187950
	1250	INA_3P96300_40	166770	INA_4P96304_40	220250
70kA	800	INA_3P96281_40	146250	INA_4P96285_40	168440
	1000	INA_3P96291_40	171910	INA_4P96295_40	225020
	1250	INA_3P96301_40	192970	INA_4P96305_40	241040

Remarks: Trip Unit Micrologic 6.0.A

Parameter	Description	Setting
Ir	Adjustable Overload Current	0.4 - 1 x In
tr	Adjustable Overload time delay	0.5 - 24 sec
Isd	Adjustable Short Circuit Current	1.5 - 10 x Ir
tsd	Adjustable Short Circuit time delay	0.1 - 0.4sec & OFF (I <sup>2</sup> t ON/OFF)
Ii	Adjustable Instantaneous Current	2 - 15 x In & OFF
Ig	Adjustable Earth Fault Current	0.2 - In (for <1250A) / 500 - 1200A (for >=1250A)
tg	Adjustable Earth Fault time delay	0.1 - 0.4sec & OFF (I <sup>2</sup> t ON/OFF)

## Display shows Readings of I1,I2,I3, In & Earth Fault Current Value. Also Maximeters of Three Phase Currents are stored & displayed.  
LED bargraph shows the % loading on each phase

Note: For above MCCB with trip unit Micrologic 5.0, 5.0A, 5.0P, 6.0P and MCCB with higher breaking capacities, contact our nearest Sales Office  
Functionality of all the above Micrologic is same as that of Masterpact NT/NW ACB.

For details on non-standard references, technical parameters, stockable and non-stockable status, please contact Customer Care Centre.

NORMAL STOCK ITEMS

W.E.F. July 01, 2017

With Micrologic Trip Units (Common for ACBs & MCCBs) - Unique Feature of Schneider Electric devices



With Micrologic 2.0E Electrical Fixed (With Embedded Energy Metering)

- LED overload alarm indicator
- Measurement: Ammeter, current demand, voltages (ph-ph, ph-N & unbalance), Power (P,Q,S), power factor, power demand, Energy (Ep, Eq, Es)
- Adjustable neutral protection - N, N/2, OFF for 4 Pole MCCBs
- Adjustable overload (I<sub>r</sub>) 0.4 - 1 x I<sub>n</sub>
- Short circuit (instantaneous) 1.5 - 10 x I<sub>r</sub>

Breaking Capacity Icu as per IEC 60947-2	Rated Current [A]	Three Pole Reference	Unit LP [₹]	Four Pole Reference	Unit LP [₹]
<b>For Control Voltage 220/240V AC</b>					
50kA	800	INA_8N3PFE2E0120	123450	INA_8N4PFE2E0120	145360
	1000	INA_10N3PFE2E0120	142010	INA_10N4PFE2E0120	180030
	1250	INA_12N3PFE2E0120	160620	INA_12N4PFE2E0120	212570
70kA	800	INA_8H3PFE2E0120	136970	INA_8H4PFE2E0120	160350
	1000	INA_10H3PFE2E0120	163890	INA_10H4PFE2E0120	217340
	1250	INA_12H3PFE2E0120	185060	INA_12H4PFE2E0120	233480
<b>For Control Voltage 415V AC</b>					
50kA	800	INA_8N3PFE2E0140	123450	INA_8N4PFE2E0140	145360
	1000	INA_10N3PFE2E0140	142010	INA_10N4PFE2E0140	180030
	1250	INA_12N3PFE2E0140	160620	INA_12N4PFE2E0140	212570
70kA	800	INA_8H3PFE2E0140	136970	INA_8H4PFE2E0140	160350
	1000	INA_10H3PFE2E0140	163890	INA_10H4PFE2E0140	217340
	1250	INA_12H3PFE2E0140	185060	INA_12H4PFE2E0140	233480

With Micrologic 6.0E Electrical Fixed (With Embedded Energy Metering)

- LED overload alarm indicator
- Measurement: Ammeter, current demand, voltages (ph-ph, ph-N, unbalance), Power (P,Q,S), power factor, power demand, Energy (Ep,Eq,Es)
- Adjustable neutral protection - N, N/2, OFF
- With ammeter display & bargraph ## (Bargraph is unique feature of Schneider MCCB)
- Zone Selective Interlocking
- Communication optional
- Individual fault indication by LED

Breaking Capacity Icu as per IEC 60947-2	Rated Current [A]	Three Pole Reference	Unit LP [₹]	Four Pole Reference	Unit LP [₹]
<b>For Control Voltage 220/240V AC</b>					
50kA	800	INA_8N3PFE6E0120	140320	INA_8N4PFE6E0120	157750
	1000	INA_10N3PFE6E0120	158970	INA_10N4PFE6E0120	196880
	1250	INA_12N3PFE6E0120	175620	INA_12N4PFE6E0120	232230
70kA	800	INA_8H3PFE6E0120	154970	INA_8H4PFE6E0120	177270
	1000	INA_10H3PFE6E0120	180800	INA_10H4PFE6E0120	234250
	1250	INA_12H3PFE6E0120	202010	INA_12H4PFE6E0120	250440
<b>For Control Voltage 415V AC</b>					
50kA	800	INA_8N3PFE6E0140	140320	INA_8N4PFE6E0140	160550
	1000	INA_10N3PFE6E0140	158970	INA_10N4PFE6E0140	196880
	1250	INA_12N3PFE6E0140	175620	INA_12N4PFE6E0140	232230
70kA	800	INA_8H3PFE6E0140	154970	INA_8H4PFE6E0140	177270
	1000	INA_10H3PFE6E0140	180800	INA_10H4PFE6E0140	234250
	1250	INA_12H3PFE6E0140	202010	INA_12H4PFE6E0140	250440

## Accessories

For Compact NS800 - 1600A

Type	Voltage	Shunt Release Reference	Unit LP [₹]	Undervoltage Reference	Unit LP [₹]
<b>Voltage Releases</b>					
AC 50/60 Hz	24 V	33659	5000	33668	5100
	48 V	33660		33669	
	110-130 V	33661 <input checked="" type="checkbox"/>		33670	
	220-240 V	33662 <input checked="" type="checkbox"/>		33671 <input checked="" type="checkbox"/>	
	380-415 V	33664		33673 <input checked="" type="checkbox"/>	
DC	24 V	33659	5000	33668	5100
	48 V	33660		33669	
	125 V	33661 <input checked="" type="checkbox"/>		33670	
	250 V	33662 <input checked="" type="checkbox"/>		33671 <input checked="" type="checkbox"/>	

Description	NS800 to 1600 Reference	Unit LP [₹]
Spreaders (Set of 3) 3P	33622 <input checked="" type="checkbox"/>	8290
Spreaders (Set of 4) 4P	33623 <input checked="" type="checkbox"/>	10320

For details on non-standard references, technical parameters, stockable and non-stockable status, please contact Customer Care Centre.

NORMAL STOCK ITEMS

W.E.F. July 01, 2017



The easy choice for quality and value

# EasyPact CVS

LV circuit breakers from 16A to 800A



Safe



Reliable



Simple

# EasyPact CVS

## Easy Choice for Quality and Value



- EasyPact CVS MCCBs upto 630A is the easy choice for all your most common electrical distribution applications
- Encapsulated double break roto technique ensures outstanding current limiting capability
- High electrical / mechanical endurance for enhanced service life
- Single accessory reference for different functions – on/off, trip and fault trip – improves shop floor efficiency
- Separate electrical fault indication for ease of fault diagnosis
- Suitable for isolation

### Range Details:

- Breaking capacity 25kA to 50kA,  $I_{cs} = 100\% I_{cu}$
- TMD & Microprocessor trip units (400 & 630A) are available
- 3P & 4P versions available
- Common accessories upto 630A

# EasyPact CVS 100 BS Moulded Case Circuit Breakers for Distribution Network

With Thermal Magnetic Trip Unit (TMD)



- Range upto 100A
- 3P and 4P version available

Breaking Capacity as per IEC 60947-2	Rated Current	Three Pole Reference	Unit MRP [₹]	Four Pole Reference	Unit MRP [₹]
EasyPact CVS 100 BS Overload Setting (I <sub>r</sub> ) 0.8 - 1 x I <sub>n</sub>					
25kA*	16A	LV510930	5530	LV510950	7270
	20A	LV510931	5530	LV510951	7270
	25A	LV510932	5530	LV510952	7270
	32A	LV510933	5530	LV510953	7270
	40A	LV510934	5530	LV510954	7270
	50A	LV510935	5530	LV510955	7270
	63A	LV510936	5530	LV510956	7270
	80A	LV510937	5530	LV510957	7270
	100A	LV510938	5530	LV510958	7270

## Accessories

Description	CVS100BS Reference	Unit LP [₹]
<b>Auxiliary Contacts (Changeover) Multifunction</b>		
Auxiliary Switch 1 C/O	EZAUX10 <input checked="" type="checkbox"/>	730
Alarm Switch 1 C/O	EZAUX01	
Alarm - Auxiliary Switch	EZAUX11 <input checked="" type="checkbox"/>	1080
<b>Spreaders</b>		
Spreaders *(Set Of 3) 3P	EZASPDR3P <input checked="" type="checkbox"/>	300
Spreaders *(Set Of 4) 4P	EZASPDR4P <input checked="" type="checkbox"/>	390
<b>Rotary Handle</b>		
Direct Rotary handle	EZAROTDS <input checked="" type="checkbox"/>	1030
Extended Rotary handle	EZAROTE	1560
<b>Shunt Release</b>		
<b>AC</b>		
100-130 V	EZASHT100AC	1560
200-277 V	EZASHT200AC <input checked="" type="checkbox"/>	
380-480 V	EZASHT380AC	
<b>DC</b>		
24 V	EZASHT024DC	1560
48 V	EZASHT048DC	

\*I<sub>cs</sub>=17kA

For details on non-standard references, technical parameters, stockable and non-stockable status, please contact Customer Care Centre.

NORMAL STOCK ITEMS

W.E.F. July 01, 2017

• Ics = 100% Icu as per IEC 60947-2

Breaking Capacity as per IEC 60947-2	Rated Current	Three Pole Reference	Unit MRP [₹]	Four Pole Reference	Unit MRP [₹]
EasyPact CVS 100 to 630A Overload Setting (Ir) 0.7 - 1 x In					
25kA	16A	LV510300 <input checked="" type="checkbox"/>	6010	LV510310	8390
	25A	LV510301 <input checked="" type="checkbox"/>	6010	LV510311 <input checked="" type="checkbox"/>	8390
	32A	LV510302 <input checked="" type="checkbox"/>	6010	LV510312 <input checked="" type="checkbox"/>	8390
	40A	LV510303 <input checked="" type="checkbox"/>	6010	LV510313 <input checked="" type="checkbox"/>	8390
	50A	LV510304 <input checked="" type="checkbox"/>	6010	LV510314	8390
	63A	LV510305 <input checked="" type="checkbox"/>	6010	LV510315 <input checked="" type="checkbox"/>	8390
	80A	LV510306 <input checked="" type="checkbox"/>	6010	LV510316 <input checked="" type="checkbox"/>	8390
	100A	LV510307 <input checked="" type="checkbox"/>	6010	LV510317 <input checked="" type="checkbox"/>	8390
	125A	LV516302 <input checked="" type="checkbox"/>	8850	LV516312 <input checked="" type="checkbox"/>	10890
	160A	LV516303 <input checked="" type="checkbox"/>	11610	LV516313 <input checked="" type="checkbox"/>	13710
	200A	LV525302 <input checked="" type="checkbox"/>	15750	LV525312	19360
Breaking Capacity as per IEC 60947-2	Rated Current	Three Pole Reference	Unit LP [₹]	Four Pole Reference	Unit LP [₹]
25kA	250A	LV525303 <input checked="" type="checkbox"/>	18200	LV525313	22120

Breaking Capacity as per IEC 60947-2	Rated Current	Three Pole Reference	Unit MRP [₹]	Four Pole Reference	Unit MRP [₹]
EasyPact CVS 100 to 630A Overload Setting (Ir) 0.7 - 1 x In					
36kA	16A	LV510330 <input checked="" type="checkbox"/>	8350	LV510340	10620
	25A	LV510331 <input checked="" type="checkbox"/>	8350	LV510341	10620
	32A	LV510332 <input checked="" type="checkbox"/>	8350	LV510342 <input checked="" type="checkbox"/>	10620
	40A	LV510333 <input checked="" type="checkbox"/>	8350	LV510343 <input checked="" type="checkbox"/>	10620
	50A	LV510334 <input checked="" type="checkbox"/>	8350	LV510344	10620
	63A	LV510335 <input checked="" type="checkbox"/>	8350	LV510345 <input checked="" type="checkbox"/>	10620
	80A	LV510336 <input checked="" type="checkbox"/>	8350	LV510346	10620
	100A	LV510337 <input checked="" type="checkbox"/>	8350	LV510347 <input checked="" type="checkbox"/>	10620
	125A	LV516332 <input checked="" type="checkbox"/>	9170	LV516342	11360
	160A	LV516333 <input checked="" type="checkbox"/>	12700	LV516343	14720
	200A	LV525332	18010	LV525342 <input checked="" type="checkbox"/>	21960
Breaking Capacity as per IEC 60947-2	Rated Current	Three Pole Reference	Unit LP [₹]	Four Pole Reference	Unit LP [₹]
36kA	250A	LV525333	19600	LV525343 <input checked="" type="checkbox"/>	23490
	320A	LV540305	23460	LV540308 <input checked="" type="checkbox"/>	29760
	400A	LV540306	23670	LV540309 <input checked="" type="checkbox"/>	30060
	500A	LV563305 <input checked="" type="checkbox"/>	27950	LV563308 <input checked="" type="checkbox"/>	34870
	630A**	LV563306 <input checked="" type="checkbox"/>	29440	LV563309 <input checked="" type="checkbox"/>	36450

Breaking Capacity as per IEC 60947-2	Rated Current	Three Pole Reference	Unit MRP [₹]	Four Pole Reference	Unit MRP [₹]
50kA	16A	LV510470 <input checked="" type="checkbox"/>	10800	LV510480	13280
	25A	LV510471	10800	LV510481	13280
	32A	LV510472 <input checked="" type="checkbox"/>	10800	LV510482 <input checked="" type="checkbox"/>	13280
	40A	LV510473	10800	LV510483	13280
	50A	LV510474	10800	LV510484	13280
	63A	LV510475 <input checked="" type="checkbox"/>	10800	LV510485 <input checked="" type="checkbox"/>	13280
	80A	LV510476 <input checked="" type="checkbox"/>	10800	LV510486	13280
	100A	LV510477 <input checked="" type="checkbox"/>	10800	LV510487 <input checked="" type="checkbox"/>	13670
	125A	LV516462 <input checked="" type="checkbox"/>	14460	LV516467	16290
	160A	LV516463 <input checked="" type="checkbox"/>	15200	LV516468	17750
	200A	LV525452	20150	LV525457 <input checked="" type="checkbox"/>	25200
Breaking Capacity as per IEC 60947-2	Rated Current	Three Pole Reference	Unit LP [₹]	Four Pole Reference	Unit LP [₹]
50kA	250A	LV525453	21660	LV525458 <input checked="" type="checkbox"/>	26580
	320A	LV540315 <input checked="" type="checkbox"/>	25610	LV540318	32010
	400A	LV540316 <input checked="" type="checkbox"/>	25610	LV540319 <input checked="" type="checkbox"/>	32010
	500A	LV563315 <input checked="" type="checkbox"/>	30300	LV563318	38230
	630A**	LV563316 <input checked="" type="checkbox"/>	31360	LV563319 <input checked="" type="checkbox"/>	39890

**Note:**

- EasyPact CVS can also be used for DC network protection (from 16-630A TMD)
- For performance and other details contact our nearest Sales Office.
- \* \*630A @ 30°C & 600A @ 40°C for TMD630A MCCB

For details on non-standard references, technical parameters, stockable and non-stockable status, please contact Customer Care Centre.

NORMAL STOCK ITEMS

W.E.F. July 01, 2017

EasyPact CVS 800A with Thermal Magnetic type trip unit.



- Ics = 100% Icu as per IEC 60947-2
- TMD type Trip Unit
- Adjustable overload from 0.8 - 1 x In
- Adjustable short circuit for each phase from 3.5 - 10 x Ir

Breaking Capacity Ics as per IEC 60947-2	Rated Current	Three Pole Reference	Unit LP [₹]	Four Pole Reference	Unit LP [₹]
36kA	800A	LV580300 <input checked="" type="checkbox"/>	46300	LV580301 <input checked="" type="checkbox"/>	49960
50kA	800A	LV580302 <input checked="" type="checkbox"/>	50960	LV580303 <input checked="" type="checkbox"/>	56750

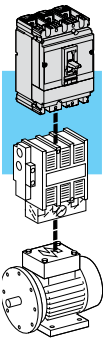
EasyPact CVS 400 to 630A With Microprocessor Based Trip Unit



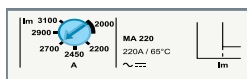
- Ics = 100% Icu as per IEC 60947-2
- Suitable for Isolation
- Adjustable Overload from 0.5 to 1\*In
- Adjustable Short Circuit from 2 to 10\*Ir
- Adjustable Neutral Protection - N, N/2, OFF for 4 Pole MCCB
- Inbuilt Thermal Memory

Breaking Capacity Ics as per IEC 60947-2	Rated Current	Three Pole Reference	Unit LP [₹]	Four Pole Reference	Unit LP [₹]
<b>EasyPact CVS 400 to 630A</b>					
36 kA	400A	LV540505 <input checked="" type="checkbox"/>	27950	LV540506 <input checked="" type="checkbox"/>	34500
	630A	LV563505 <input checked="" type="checkbox"/>	31030	LV563506 <input checked="" type="checkbox"/>	41180
50 kA	400A	LV540510 <input checked="" type="checkbox"/>	30540	LV540511 <input checked="" type="checkbox"/>	38990
	630A	LV563510 <input checked="" type="checkbox"/>	33750	LV563511 <input checked="" type="checkbox"/>	43510

Moulded Case Circuit Breakers for Motor Protection  
Breaking Capacity 50kA, Ics=Icu



Current Rating	2.5	6.3	12.5	25	50	100	150	220	320	500	
CVS 100	6..14In										
CVS 160/250							9..14In				
CVS 400									6..13In		
CVS 630										6..13In	



Frame 1	2.5 to 220A
Frame 2	320 to 500A

With Magnetic Trip Unit MA type

Breaking Capacity Ics as per IEC 60947-2	Rated Current	Three Pole Reference	Unit MRP [₹]
50kA	2.5A	LV510450	7410
	6.3A	LV510451	7410
	12.5A	LV510452 <input checked="" type="checkbox"/>	7820
	25A	LV510453 <input checked="" type="checkbox"/>	10520
	50A	LV510454 <input checked="" type="checkbox"/>	10520
	100A	LV510455 <input checked="" type="checkbox"/>	10530
	150A	LV516451 <input checked="" type="checkbox"/>	13600
Breaking Capacity Ics as per IEC 60947-2	Rated Current	Three Pole Reference	Unit LP [₹]
50kA	220A	LV525442 <input checked="" type="checkbox"/>	15330
	320A	LV540552 <input checked="" type="checkbox"/>	27850
	500A	LV563552	32490

For details on non-standard references, technical parameters, stockable and non-stockable status, please contact Customer Care Centre.

NORMAL STOCK ITEMS

W.E.F. July 01, 2017

# Easy-Pact CVS Switch Disconnecter Version



- Suitable for Isolation with positive contact indication as defined by standard IEC 60947-3.
- Compliance to utilization categories AC22A or AC23A
- Self protected due to high magnetic-set release
- Two frame sizes upto 630A
- Available in fixed version.
- Common Accessories as that of EasyPact CVS circuit breaker

Rated Current	Three Pole Reference	Unit MRP [₹]	Four Pole Reference	Unit MRP [₹]
100A	LV510425	5340	LV510426	6760
160A	LV516425	6370	LV516426	8010
Rated Current	Three Pole Reference	Unit LP [₹]	Four Pole Reference	Unit LP [₹]
250A	LV525425	13350	LV525426	17770
400A	LV540400	19580	LV540401	24920
630A	LV563400	22250	LV563401	29920

For details on non-standard references, technical parameters, stockable and non-stockable status, please contact Customer Care Centre.

NORMAL STOCK ITEMS

W.E.F. July 01, 2017



Indication contacts



Voltage Release



Padlocking accessory



Direct Rotary Handle



Extended Rotary Handle

## Accessories for EasyPact CVS 100 - 630A

### Auxiliary Contacts (Changeover) Multifunction

Description	Reference	Unit LP [₹]
OF or SD or SDE or SDV	29450 <input checked="" type="checkbox"/>	810
OF or SD or SDE or SDV low level	29452	870
SDE adapter for trip unit TM or MA or ETS 2.3 \$\$	LV429451 <input checked="" type="checkbox"/>	630

\$\$: To be considered alongwith SDE contact for MCCB with TMD/ETS 2.3/MA Trip Unit

### Voltage Releases

Description	Shunt Release Reference	Unit LP [₹]	Undervoltage Reference	Unit LP [₹]
<b>AC</b>				
24 V 50/60 Hz	LV429384 <input checked="" type="checkbox"/>	2070	LV429404	2650
48 V 50/60 Hz	LV429385		LV429405	
110-130 V 50/60 Hz	LV429386 <input checked="" type="checkbox"/>		LV429406 <input checked="" type="checkbox"/>	
220-240 V 50/60 Hz	LV429387 <input checked="" type="checkbox"/>		LV429407 <input checked="" type="checkbox"/>	
380-415 V 50 Hz	LV429388 <input checked="" type="checkbox"/>		LV429408 <input checked="" type="checkbox"/>	
525 V 50 Hz	LV429389		LV429409	
<b>DC</b>				
12 V	LV429382	2070	LV429402	2650
24 V	LV429390 <input checked="" type="checkbox"/>		LV429410 <input checked="" type="checkbox"/>	
30 V	LV429391		LV429411	
48 V	LV429392		LV429412	
60 V	LV429383		LV429403	
125 V	LV429393		LV429413	
250 V	LV429394		LV429414	

### Rotary Handles

Description	100/160/250A Reference	Unit LP [₹]	400/630A Reference	Unit LP [₹]
<b>Direct rotary handle</b>				
Standard black handle	LV429337 <input checked="" type="checkbox"/>	1050	LV432597 <input checked="" type="checkbox"/>	1580
<b>Extended rotary handle</b>				
Standard extended rotary handle	LV429338 <input checked="" type="checkbox"/>	1670	LV432598 <input checked="" type="checkbox"/>	2980

### Installation Accessories

Description	100/160/250A Reference	Unit LP [₹]	400/630A Reference	Unit LP [₹]
<b>Spreaders &amp; Phase Barriers</b>				
Spreaders (Set of 3) 3P	LV431563 <input checked="" type="checkbox"/>	600	32492 <input checked="" type="checkbox"/>	1360
Spreaders (Set of 4) 4P	LV431564 <input checked="" type="checkbox"/>	800	32493 <input checked="" type="checkbox"/>	1730
Phase Barriers (Set of 6)	*		LV432570 <input checked="" type="checkbox"/>	670
<b>Interlocking</b>				
For Breaker with Rotary Handle	LV429369	7840	LV432621	9870
For Breaker with Toggle	LV429354	8490	LV432614	9870
Mechanical Interlocking with Base Plate	29349**	16180	32609**	34090
<b>Locking of Rotary Handle</b>				
Locking Device	LV429344 <input checked="" type="checkbox"/>	490	LV432604 <input checked="" type="checkbox"/>	670
Ronis Keylock (1 Lock + 1 Key set)	41940 <input checked="" type="checkbox"/>	3420	41940 <input checked="" type="checkbox"/>	3420
Ronis Keylock (2 Locks + 1 Key set)	41950 <input checked="" type="checkbox"/>	6600	41950 <input checked="" type="checkbox"/>	6600
Profalux Keylock (1 Lock + 1 Key set)	42888	5780	42888	5780
Profalux Keylock (2 Locks + 1 Key set)	42878	6600	42878	6600

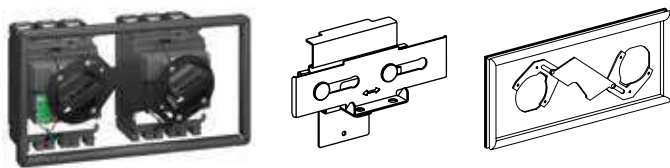
\* supplied as standard with spreaders

\*\* Mechanical Interlocking with Base Plate to be ordered with Safety trip interlock (LV429270 for 29349 and LV432520 for 32609)

For details on non-standard references, technical parameters, stockable and non-stockable status, please contact Customer Care Centre.

NORMAL STOCK ITEMS

W.E.F. July 01, 2017



## Accessories for CVS 100 - 630A

### Manual Source change-over systems

- An additional accessory interlocks two devices with rotary handles to create a source changeover system. Closing of one device is possible only if the second is open.
- This function is compatible with direct or extended rotary handles.
- Up to three padlocks can be used to lock in the OFF or ON position.

Description	Reference	Unit LP [₹]
<b>Mechanical interlocking for circuit breakers</b>		
With toggles 100A to 250A	LV429354	8490
With rotary handles 100A -250A	LV429369	7840
With toggles 400A to 630A	LV432614	9870
With rotary handles 400A to 630A	LV432621	9870

## Accessories for CVS 800A

### Auxiliary/Alarms contacts

Description	Reference	Unit LP [₹]
Auxiliary Switch 1 C/O	LV580075	1110
Alarm switch 1 c/o	LV580077	1000

### Voltage Releases

Description	Shunt Release Reference	Unit MRP [₹]	Undervoltage Reference	Unit LP [₹]
<b>AC</b>				
220-240 V 50/60 Hz	LV580061	2120	LV580071	2660

### Rotary Handles

Description	800A Reference	Unit LP [₹]
<b>Extended rotary handle</b>		
Standard extended rotary handle	LV580081 <input checked="" type="checkbox"/>	1860



# Type 2 Co-ordination Table Fuseless (DOL Starter) with EasyPact CVS

- Standard : IEC 60947-4-1
- Short Circuit Protection Device type: MCCB
- Performance «Iq» (kA) : 50kA
- Operational Voltage (Ue) : 415VAC / 50Hz

Motor rating kW	FLC I(A) 415V	Ie max	Circuit Breaker Type	Rated current (A)	Setting	I <sub>rm</sub> (A)	Contactor Type	Thermal Relay Type	Thermal range I <sub>rth</sub>	I <sub>q</sub> kA	I <sub>r</sub> kA
0.37	1.1	1.6	CVS100-MA	2.5	6..13	22.5	LC1E09	LRE06 <sup>(3)</sup>	1..1.6	50	1
0.55	1.5	1.6	CVS100-MA	2.5	6..14	32.5	LC1E09	LRE06 <sup>(3)</sup>	1..1.6	50	1
0.75	1.8	2.5	CVS100-MA	2.5	6..14	32.5	LC1E09	LRE07 <sup>(3)</sup>	1.6..2.5	50	1
1.1	2.6	4	CVS100-MA	6.3	6..14	57	LC1E32	LRE08 <sup>(3)</sup>	2.5..4	50	1
1.5	3.4	4	CVS100-MA	6.3	6..14	57	LC1E32	LRE08 <sup>(3)</sup>	2.5..4	50	1
2.2	4.8	6	CVS100-MA	6.3	6..14	82	LC1E32	LRE10 <sup>(3)</sup>	4..6	50	1
3	6.5	8	CVS100-MA	12.5	6..14	113	LC1E80	LRE12 <sup>(1)(3)</sup>	5.5..8	50	1
4	8.2	10	CVS100-MA	12.5	6..14	138	LC1E80	LRE14 <sup>(1)(3)</sup>	7 ..10	50	1
5.5	11	12.5	CVS100-MA	12.5	6..14	163	LC1E80	LRE16 <sup>(1)(3)</sup>	9..13	50	1
7.5	14	18	CVS100-MA	25	6..14	250	LC1E80	LRE21 <sup>(1)(3)</sup>	12..18	50	3
10	19	25	CVS100-MA	25	6..14	325	LC1E80	LRE322 <sup>(2)(3)</sup>	17..25	50	3
11	21	25	CVS100-MA	25	6..14	325	LC1E80	LRE322 <sup>(2)(3)</sup>	17..25	50	3
15	28	32	CVS100-MA	50	6..14	450	LC1E80	LRE353 <sup>(2)(3)</sup>	23..32	50	3
18.5	34	40	CVS100-MA	50	6..14	550	LC1E80	LRE355 <sup>(2)(3)</sup>	30..40	50	3
22	40	50	CVS100-MA	50	6..14	650	LC1E80	LRE357 <sup>(2)</sup>	37..50	50	3
30	55	63	CVS100-MA	100	6..14	900	LC1E120	LRE480	51..81	50	3
37	66	100	CVS100-MA	100	6..14	1100	LC1E120	LRE481	62..99	50	5
45	80	100	CVS100-MA	100	6..14	1300	LC1E120	LRE481	62..99	50	5
55	100	135	CVS160-MA	150	9..14	1500	LC1E160	LRE482	84..135	50	5
75	135	150	CVS160-MA	150	9..14	1950	LC1E160	LRE483	124..198	50	10
90	160	185	CVS250-MA	220	9..14	2420	LC1E300	LRE484	146..234	50	10
110	200	220	CVS250-MA	220	9..14	2860	LC1E300	LRE484	146..234	50	10
132	230	265	CVS400-MA	320	6..13	3500	LC1E300	LRE485	174..279	50	10
160	270	315	CVS400-MA	320	6..13	4160	LC1E300	LRE486	208..333	50	10
200	361	400	CVS630-MA	500	6..13	5700	LC1F500	LR9-F73 79	300..500	50	18
220	380	500	CVS630-MA	500	6..13	6500	LC1F500	LR9-F73 79	300..500	50	18
250	430	500	CVS630-MA	500	6..13	6500	LC1F500	LR9-F73 79	300..500	50	18

(1) Separate mounting with LAEB1 terminal block

(2) Separate mounting with LAEB3 terminal block

(3) Type 1 for O/L relay

# EasyPact EZC

## Safe, Reliable and Easy



With just three sizes of circuit breakers, Schneider Electric's EasyPact EZC system is the simple, universal solution, particularly adapted to Buildings and OEM segments

- Suitability for Isolation ensures safety
- Compliance to RoHS (Restriction of Hazardous Substances) for environment safety

### Range Details:

- Global MCCB offer from 15A to 600A
- Breaking capacity upto 50kA @ 415 V
- 1P, 2P, 3P and 4P versions available

## Moulded Case Circuit Breakers for Distribution Network

With Fixed Thermal Magnetic Trip Unit (TMD)

- Conforms to IEC60947-2
- Suitable for isolation
- Suitable for EasyPact Busbar system

Breaking Capacity Icu as per IEC 60947-2	Rated Current	Three Pole Reference	Unit MRP [₹]	Four Pole Reference	Unit MRP [₹]
30 kA	15A	EZC100H3015 <input checked="" type="checkbox"/>	4080	EZC100H4015	5660
	20A	EZC100H3020 <input checked="" type="checkbox"/>		EZC100H4020	5660
	25A	EZC100H3025 <input checked="" type="checkbox"/>		EZC100H4025	5660
	32A	EZC100H3032 <input checked="" type="checkbox"/>		EZC100H4032	5660
	40A	EZC100H3040 <input checked="" type="checkbox"/>		EZC100H4040	5660
	50A	EZC100H3050 <input checked="" type="checkbox"/>		EZC100H4050	5660
	63A	EZC100H3063 <input checked="" type="checkbox"/>		EZC100H4063 <input checked="" type="checkbox"/>	5660
	80A	EZC100H3080 <input checked="" type="checkbox"/>		EZC100H4080	5660
36kA	100A	EZC100H3100 <input checked="" type="checkbox"/>	6270	EZC100H4100 <input checked="" type="checkbox"/>	5660
	125A	EZC250H3125		EZC250H4125	8460
	160A	EZC250H3160		EZC250H4160	10590
50KA	200A	EZC250H3200	10210	EZC250H4200	13790
	36kA	250A	EZC250H3250	EZC250H4250	15410
	50KA	320A	EZC400H3320N	17860	EZC400H4320N
400A		EZC400H3400N	18420	EZC400H4400N	24075

### Note:

- Contact customer care for 1P( up to 100A) and 2P ( up to 250A) requirements
- 630A and other breaking capacity versions on request.

\*LP is List Price

Description	EZC100 Reference	Unit LP [₹]	EZC250 Reference	Unit LP [₹]
<b>Auxiliary Contacts (Changeover) Multifunction</b>				
Auxiliary Switch 1 C/O	EZAUX10 <input checked="" type="checkbox"/>	730	EZEAX <input checked="" type="checkbox"/>	880
Alarm Switch 1 C/O	EZAUX01	730	EZEAL <input checked="" type="checkbox"/>	880
Alarm - Auxiliary Switch	EZAUX11 <input checked="" type="checkbox"/>	1080	EZEAXAL	1290
<b>Spreaders</b>				
Spreaders *(Set Of 3) 3P	EZASPDR3P <input checked="" type="checkbox"/>	300	EZESPDR3P <input checked="" type="checkbox"/>	440
Spreaders *(Set Of 4) 4P	EZASPDR4P <input checked="" type="checkbox"/>	390	EZESPDR4P	580
<b>Phase Barriers</b>				
	EZAFASB2	180	EZEFASB2	250
<b>Rotary Handle</b>				
Direct Rotary handle	EZAROTDS <input checked="" type="checkbox"/>	1030	EZEROTDS	1290
Extended Rotary handle	EZAROTE	1560	EZEROTE	1560
<b>Shunt Release</b>				
<b>AC</b>				
100-130 V	EZASHT100AC		EZESHT100AC	
200-277 V	EZASHT200AC <input checked="" type="checkbox"/>	1560	EZESHT200AC <input checked="" type="checkbox"/>	1560
380-480 V	EZASHT380AC		EZESHT400AC	
<b>DC</b>				
24 V	EZASHT024DC	1560	EZESHT024DC	1560
48 V	EZASHT048DC		EZESHT048DC	

Description	EZC 400/600 Reference	Unit LP [₹]
<b>Auxiliary Contacts</b>		
OF or SD or SDE	29450	810
<b>Spreaders</b>		
SPREADERS (SET OF 3) 3P	32492	1360
Spreaders (Set of 4) 4P	32493	1730
<b>Phase Barriers (Set of 6)</b>		
	LV432570	670
<b>Rotary Handle</b>		
Direct Rotary handle	LV432597	1580
Extended Rotary handle	LV432598	2980
<b>Shunt Release</b>		
AC 220-240 V 50/60 Hz	LV429387	2070

## EasyPact Range Busbar Systems



- Available for 250A, 400A & 630A main incoming current
- Available for 4,6,8 & 12 ways (3-pole) EasyPact 100A (max) outgoing MCCBs
- EZ Busbar rated 400A and 630A can accept the 2 ways or 4 ways branch extension for upto four additional 250A max outgoing circuits

[In] Rated Current	Description	Reference	Unit LP [₹]
250 A	EZ busbar 250A 4ways	EZB250W04	8080
	EZ busbar 250A 6ways	EZB250W06	10220
	EZ busbar 250A 8ways	EZB250W08	12360
	EZ busbar 250A 10ways	EZB250W10	14520
	EZ busbar 250A 12ways	EZB250W12	16660
400 A	EZ busbar 400A 4ways	EZB400W04	10220
	EZ busbar 400A 6ways	EZB400W06	12360
	EZ busbar 400A 8ways	EZB400W08	14520
	EZ busbar 400A 10ways	EZB400W10	16660
	EZ busbar 400A 12ways	EZB400W12	18800
630 A	EZ busbar 630A 4ways	EZB630W04	12360
	EZ busbar 630A 6ways	EZB630W06	14520
	EZ busbar 630A 8ways	EZB630W08	16660
	EZ busbar 630A 10ways	EZB630W10	18800
	EZ busbar 630A 12ways	EZB630W12	20950

For details on non-standard references, technical parameters, stockable and non-stockable status, please contact Customer Care Centre.

NORMAL STOCK ITEMS

W.E.F. July 01, 2017

# EasyPact NKS

## AC MCCB

# Moulded Case Circuit Breakers for Distribution Network

## Fixed Thermal Magnetic Trip Unit (TMD)

- Conforms to IEC60947-2

Breaking Capacity Icu as per IEC60947-2	Rated Current	Reference	Unit MRP [₹]
10kA *	15	NKS100R015AC3P	1490
	20	NKS100R020AC3P	1490
	25	NKS100R025AC3P	1490
	32	NKS100R032AC3P	1490
	40	NKS100R040AC3P	1490
	50	NKS100R050AC3P	1490
	63	NKS100R063AC3P	1490
	75	NKS100R075AC3P	1490
	100	NKS100R100AC3P	1490
	110	NKS160R110AC3P	3470
	125	NKS160R125AC3P	3470
	140	NKS160R140AC3P	3730
	150	NKS160R150AC3P	3730
	160	NKS160R160AC3P	3730
	175	NKS200R175AC3P	4900
		200	NKS200R200AC3P

\*Ics=5kA

Description	EasyPact NKS 100	Unit LP [₹]	EasyPact NKS 125A to 200	Unit LP [₹]
<b>Auxiliary contacts (changeover) Multifunction</b>				
Auxiliary Switch 1 C/O	EZAUX10	730	AX1CT1L	690
Alarm Switch 1 C/O	EZAUX01	730	AL1CT1NR	770
Alarm - Auxiliary Switch	EZAUX11	1080		
<b>Spreaders</b>				
Spreaders *(Set Of 3) 3P	EZASPDR3P	300	NKSP13	270
<b>Phase Barriers</b>				
	EZAFASB2	180	-	-
<b>Rotary Handle</b>				
Direct Rotary handle	EZAROTDS	1030	-	-
Extended Rotary handle	EZAROTE	1560	NDHOMT1	1070
<b>Shunt Release</b>				
<b>AC</b>				
100-130 V	EZASHT100AC	1560	-	-
200-277 V	EZASHT200AC	1560	SHT240ACT1L	620
380-480 V	EZASHT380AC	1560	-	-
440 V	-	-	-	-
<b>DC</b>				
24 V	EZASHT024DC	1560	-	-
48 V	EZASHT024DC	1560	-	-
110 V	EZASHT048DC	1560	-	-
220 V	-	-	-	-
<b>AC</b>				
UVR 200-240VAC	On Request		-	-
220 V	-	-	UVT220/240ACT1	1150
415 V				

### Note:

- Contact customer care for other accessories

For details on non-standard references, technical parameters, stockable and non-stockable status, please contact Customer Care Centre.

NORMAL STOCK ITEMS

W.E.F. July 01, 2017

# Simpact NKS DC MCCB

## • Fixed Thermal Magnetic Settings

Breaking Capacity Icu as per IEC 60947-2	Rated Current	One Pole Reference	Unit MRP [₹]
5 kA 125VDC L/R = 10ms	10A	NKS100R010DC1P	1290
	15A	NKS100R015DC1P	
	20A	NKS100R020DC1P	
	30A	NKS100R030DC1P	
	40A	NKS100R040DC1P	
	50A	NKS100R050DC1P	
	60A	NKS100R060DC1P	
	75A	NKS100R075DC1P	
	100A	NKS100R100DC1P	

## • Fixed Thermal Magnetic Settings

Breaking Capacity Icu as per IEC 60947-2	Rated Current	Two Pole Reference*	Unit MRP [₹]	Three Pole Reference	Unit MRP [₹]
10 kA 250VDC L/R = 10ms	10A	NKS100R010DC2P	3860	NKS100R010DC3P	4370
	15A	NKS100R015DC2P		NKS100R015DC3P	
	20A	NKS100R020DC2P		NKS100R020DC3P	
	25A	NKS100R025DC2P		NKS100R025DC3P	
	30A	NKS100R030DC2P		NKS100R030DC3P	
	40A	NKS100R040DC2P		NKS100R040DC3P	
	50A	NKS100R050DC2P		NKS100R050DC3P	
	60A	NKS100R060DC2P		NKS100R060DC3P	
	75A	NKS100R075DC2P	NKS100R075DC3P		
	100A	NKS100R100DC2P	NKS100R100DC3P		
	110A	NKS160R110DC2P	NKS160R110DC3P	7910	
	125A	NKS160R125DC2P	NKS160R125DC3P		
	140A	NKS160R140DC2P	NKS160R140DC3P		
	150A	NKS160R150DC2P	NKS160R150DC3P		
	160A	NKS160R160DC2P	NKS160R160DC3P	7440	
	175A	NKS200R175DC2P	NKS200R175DC3P		
200A	NKS200R200DC2P	NKS200R200DC3P	8550		

**Note:** \*2 Pole MCCB shall be in 3P dimensions.  
 Spreaders are supplied as standard only with NKS200R for lower ratings consider spreader prices extra

## Simpact NKS DC Accessories

Voltage	Reference	Unit LP [₹]
<b>Shunt Release</b>		
<b>AC</b>		
240 V	SHT240ACT1L	620
<b>Under Voltage Release</b>		
<b>AC</b>		
220 V	UVT220/240ACT1 <input checked="" type="checkbox"/>	1150

Description	Reference	Unit LP [₹]
<b>Auxiliary contacts (changeover)</b>		
Auxiliary Switch 1 C/O	AX1CT1L	690
Alarm Switch 1 C/O	AL1CT1NR	770
<b>rotary handles</b>		
Standard extended rotary handle	NDHOMT1	1070
<b>Spreaders</b>		
Spreaders (Set of 3) 3P	NKSP13 <input checked="" type="checkbox"/>	270

For details on non-standard references, technical parameters, stockable and non-stockable status, please contact Customer Care Centre.

NORMAL STOCK ITEMS

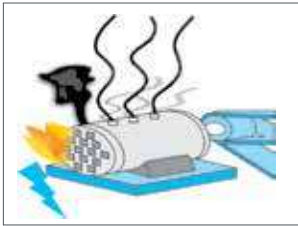
W.E.F. July 01, 2017

# Unique Modular Ground Fault Protection

## Earth Fault Protection for EasyPact CVS/ Compact NSX MCCBs

### Modular Device for EasyPact CVS/ Compact NSX Range Moulded Case Circuit Breakers

- Adjustable earth fault sensitivity selection 10 to 60%
- Adjustable time delay Inst/ 0.5 - 3 sec.
- System healthiness check through LED indication
- Individual fault indication for OL/SC, EF when used with Compact NSX & EasyPact CVS (Optional)
- Test facility to check healthiness of earth fault protection system without tripping MCCB
- Suitable for 3P3W & 3P4W electrical distribution network



Protection of electrical distribution network against fire



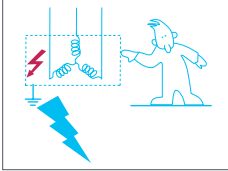
MCCB Frame	Relay Module rated current	3 Ph + 3W Reference	Unit LP [₹]	3 Ph + 4W Reference	Unit LP [₹]
CVS/NSX100	32, 40, 50, 63, 80, 100	GFP11CT13P <input checked="" type="checkbox"/>	4860	GFP11CT14P <input checked="" type="checkbox"/>	5320
CVS/NSX 160 / 250	125, 160, 200, 250	GFP12CT23P <input checked="" type="checkbox"/>	5530	GFP12CT24P <input checked="" type="checkbox"/>	6240
CVS/NSX 400 / 630	400, 630	GFP13CT33P <input checked="" type="checkbox"/>	8340	GFP13CT34P <input checked="" type="checkbox"/>	9110
CVS 800	800	GFP14CT43P	10290	GFP14CT44P	11520

**Note:** Kindly order one no. Shunt trip coil along with one Ground Fault Protection Module for CVS100 to 630. Order one auxiliary contact along with shunt coil for CVS800.

# Earth Leakage Protection

Earth Leakage Protection is obtained by: Fitting a VIGI Module on the Circuit Breakers

## VIGI Module Earth Leakage Device for EasyPact CVS/ Compact NSX Range Moulded Case Circuit Breakers



Protection of people



VIGI Module



CVS + VIGI



NSX + VIGI

- Compliance with Standards - IEC60947-2 appendix B, IEC 60255-4 and IEC60801-2 to 5 covering protection against nuisance tripping due to:
  - Transient overvoltages, lightning strikes
  - Switching of devices on the distribution system
  - Electrostatic discharges and radio frequency disturbances
- Device can be equipped with multifunction aux contact of MCCB to remotely signal tripping due to earth fault
- Self powered - "no aux supply required"
- Instantaneous tripping at 30mA in less the 40ms for human protection
- Direct acting device - no shunt/UV release required in MCCB

MCCB Frame	Type	Three Pole <sup>(1)</sup> Reference	Unit LP [₹]	Four Pole Reference	Unit LP [₹]
CVS/NSX - 100/160	ME	LV429212	11580	LV429213	12510
CVS/NSX - 100/160	MH	LV429210 <input checked="" type="checkbox"/>	14880	LV429211	16440
CVS/NSX - 250	MH	LV431535	17380	LV431536	17770
CVS/NSX - 400/630	MB	LV432455	43050	LV432456	44830

ME Type	MH Type	MB Type
<ul style="list-style-type: none"> <li>• Sensitivity - 300mA (fixed)</li> <li>• Instantaneous time delay</li> <li>• Fixed &lt; 40ms</li> </ul>	<ul style="list-style-type: none"> <li>• Sensitivity - adjustable</li> <li>• 30mA - 300mA-1A-3A-10A</li> <li>• Instantaneous time delay(ms)</li> <li>• 0 - 60 <sup>(2)</sup> - 150 <sup>(2)</sup> - 310 <sup>(2)</sup></li> </ul>	<ul style="list-style-type: none"> <li>• Sensitivity - adjustable</li> <li>• 300mA-1A-3A-10A -30A</li> <li>• Instantaneous time delay (ms)</li> <li>• 0 - 60 - 150 - 310</li> </ul>

(1) Vigi 3P modules may also be used on 3P circuit breaker used for single phase or two phase protection

(2) If the sensitivity is set to 30mA, there is no time delay, whatever the time delay setting

## Insulation monitoring module for EasyPact CVS/ Compact NSX Range Moulded Case Circuit Breakers



- Settings: 100 - 200 - 500 - 1000mA
- Indication by Red LED without tripping the circuit breaker
- Option for installing auxiliary contact for remote indication/tripping

Description	Three Pole Reference	Unit LP [₹]	Four Pole Reference	Unit LP [₹]
<b>CVS/NSX 100- 250A</b>				
220 to 440V AC	LV429459	13910	LV429460	14950
Connection for a 4P insulation monitoring module on a 3P breaker	-	-	LV429214	5740
<b>CVS/NSX 400- 630A</b>				
220 to 440V AC	LV432659	22030	LV432660	24590
Connection for a 4P insulation monitoring module on a 3P breaker	-	-	LV432457	16200

For details on non-standard references, technical parameters, stockable and non-stockable status, please contact Customer Care Centre.

NORMAL STOCK ITEMS

W.E.F. July 01, 2017

Earth Leakage Protection is obtained by:

- Installing a Micrologic 7.0.A control unit (Compact NS800 - 3200A/ Masterpact NT/NW ACB)
- Using Vigirex Relays and separate Toroids or Rectangular Sensors

### Vigirex Relays



Vigirex Relays along with Vigirex Sensors, may be used to add external Earth Leakage Protection to Circuit Breakers

- Sensitivity Adjustments from 30mA to 30A and time delay settings from (0-4.5 seconds)
- Closed Toroid up to 630A (30 to 300mm in diameter), Split Toroid up to 250A (46 to 110mm in diameter) or
- Rectangular sensor up to 3200A
- 400Hz Distribution System

**Note:** For further details, please contact our nearest Sales Office.

Type	Control Voltage	Din rail mount Reference	Unit MRP [₹]	Front panel mount Reference	Unit MRP [₹]
RH10 with local manual fault reset	220/240VAC	56130	9150	56230	10050
Sensitivity=0.03A	380/415VAC	56140		56240	
RH99 with local manual fault reset	220/240VAC	56173	13830	56273	14970
Sensitivity = 0.03- 30A & time delay= 0-4.5s	380/415VAC	56174	15250	56274	15720
RH197P with local manual or automatic fault reset	220/240VAC		-	56507*	16930
Sensitivity = 0.03- 30A & time delay= 0-4.5s	380/415VAC		-	56508*	17780
RH197P with local manual or automatic fault reset	220/240VAC		-	56512**	17100
Sensitivity = 0.03- 30A & time delay= 0-4.5s	380/415VAC		-	56513**	17950

\* alarm at 50% of fault threshold

\*\* alarm at 100% of fault threshold

### Vigirex Sensors



Type	Ie(A) Rated operational Current	Inside diameter (mm)	Reference	Unit MRP [₹]
TA30	65	30	50437	5830
PA50	85	50	50438	8130
IA80	160	80	50439	9680
MA120	250	120	50440	11650
SA200	400	200	50441	18100
GA300	630	300	50442	40400

**Note:** For vigirex relay with monitoring and communication facility, contact nearest sales office.

For details on non-standard references, technical parameters, stockable and non-stockable status, please contact Customer Care Centre.

NORMAL STOCK ITEMS

W.E.F. July 01, 2017





For Low Voltage Circuit Control and Isolation - Incomers for Distribution Boards

- Conforms to IEC 60947-3/IS 13947 - 3
- Rated operational voltages 500V/690V
- Range 40A to 2500A
- Rated operational current @ AC 23A
- No deration upto 60° C
- Positive contact indication
- Common accessories with Compact NSX/single auxiliary contact
- Making capacity enhanced with Compact NSX upstream

Pole Description	Rated Operational Current	Reference	Unit LP [₹]
------------------	---------------------------	-----------	-------------

### Interpact Range of Switch Disconnectors

3-Pole	40 A AC-23A	28900	3830
	63 A AC-23A	28902	4630
	100 A AC-23A	28908	5450
	125 A AC-23A	28910	5940
	160 A AC-23A	28912	6620
	200 A AC-23A	31102	11510
	250 A AC-23A	31106	12150
	320 A AC-23A	31108	19790
	400 A AC-23A	31110	22300
	630 A AC-23A	31114	22940
4-Pole	40 A AC-23A	28901	4270
	63 A AC-23A	28903	5060
	100 A AC-23A	28909	5940
	125 A AC-23A	28911	6630
	160 A AC-23A	28913	7310
	200 A AC-23A	31103	12840
	250 A AC-23A	31107	13490
	320 A AC-23A	31109	22920
	400 A AC-23A	31111	23660
	630 A AC-23A	31115	26520

### Interpact Changeover Systems (complete assembly)

3-Pole	100 A AC-23A	31140	34220
	160 A AC-23A	31144	37250
	200 A AC-23A	31142	40970
	250 A AC-23A	31146	42110
	320 A AC-23A	31148	69640
	400 A AC-23A	31150	74350
	630 A AC-23A	31154	75640
4-Pole	100 A AC-23A	31141	39030
	160 A AC-23A	31145	42690
	200 A AC-23A	31143	48340
	250 A AC-23A	31147	50020
	320 A AC-23A	31149	75960
	400 A AC-23A	31151	78420
	630 A AC-23A	31155	89780

Description	Reference	Unit LP [₹]
-------------	-----------	-------------

### Accessories

Optional front extended rotary handle INS 250 - black handle (Switch Disconnector)	LV431050	3390
Optional front extended rotary handle INS 320..630 - black handle (Switch Disconnector)	31052	4800
Optional front extended rotary handle INS 40..160 - black handle (Switch Disconnector)	LV428941	1720
6 phase separators - INS100..160	28959	750
6 phase separators - INS250	29329	670
6 phase separators - INS400..630	LV432570	670

Please contact Customer Care Center for Stockable and Non stockable status of references.

NORMAL STOCK ITEMS

W.E.F. July 01, 2017



## Fuse solutions from the world leader in electrical distribution

- The most complete fuse device offer in single and double break - switch disconnecter fuses, fuse switch disconnectors and disconnecter fuses
- Double break and Single break offer.
- Short-circuit and overload protection
- Isolation
- On-load switching of circuits

### Range Details: NX range Switch Disconnecter Fuse

- 32A to 630A TP, TPN & FP version suitable for DIN/BS fuses.
- 4 break and 8 arcing zones
- IP20 Fuse protection cover is standard.

### Range Details: ISFT range Fuse Switch Disconnecter

- 100A to 630A TP, version suitable for DIN fuses.
- Single breaking and direct connection to busbars
- isolation with positive contact indication when the fuse-carrier assembly is in the open position (OFF).

### Range Details: ISFL range Vertical Fuse Switch Disconnecter

- 160A to 1250A TP, version suitable for DIN fuses.
- Single breaking and direct connection to busbars
- Two versions i.e Single pole or Three pole operation

- Complete Range from 32 to 630A in TP, TP+N & FP version suitable for DIN/BS fuses.
- 4 breaks and 8 arcing points
- IP20 Fuse Protection Cover is standard
- Higher Mechanical and Electrical life.

Without Enclosure

Rated Operational Current	Poles Description	DIN Type Reference	Unit LP [₹]	BS Type Reference	Unit LP [₹]
32 A	3P + N	NX032TPNDI <input checked="" type="checkbox"/>	2150	NX032TPNBS <input checked="" type="checkbox"/>	2120
63 A	3P + N	NX063TPNDI <input checked="" type="checkbox"/>	2830	NX063TPNBS <input checked="" type="checkbox"/>	2810
80 A	3P + N	NX080TPNDI	5360	NX080TPNBS	5110
100 A	3P	NX100TPXDI	5920		
	3P + N	NX100TPNDI <input checked="" type="checkbox"/>	6150	NX100TPNBS	6100
	4P	NX100FPXDI	6390		
125 A	3P	NX125TPXDI <input checked="" type="checkbox"/>	6900		
	3P + N	NX125TPNDI <input checked="" type="checkbox"/>	7540	NX125TPNBS <input checked="" type="checkbox"/>	7460
160 A	4P	NX125FPXDI	8480		
	3P	NX160TPXDI	7610		
	3P + N	NX160TPNDI <input checked="" type="checkbox"/>	8220	NX160TPNBS <input checked="" type="checkbox"/>	7740
200 A	4P	NX160FPXDI	9470		
	3P	NX200TPXDI	10070		
	3P + N	NX200TPNDI <input checked="" type="checkbox"/>	10560	NX200TPNBS	9280
250 A	4P	NX200FPXDI	11810		
	3P	NX250TPXDI	12340		
	3P + N	NX250TPNDI <input checked="" type="checkbox"/>	12710	NX250TPNBS <input checked="" type="checkbox"/>	12200
315 A	4P	NX250FPXDI	14950		
	3P	NX315TPXDI	15510		
	3P + N	NX315TPNDI <input checked="" type="checkbox"/>	15740	NX315TPNBS	15480
400 A	4P	NX315FPXDI	17450		
	3P	NX400TPXDI	20730		
	3P + N	NX400TPNDI <input checked="" type="checkbox"/>	21510	NX400TPNBS	20330
630 A	4P	NX400FPXDI	25920		
	3P	NX630TPXDI	30600		
	3P + N	NX630TPNDI <input checked="" type="checkbox"/>	31290	NX630TPNBS	30980
	4P	NX630FPXDI	34900		

Accessories/Spares

Description	Reference	Unit LP [₹]
<b>NX032/NX063/NX080</b>		
Auxiliary contact for Fupact	NXAA11 <input checked="" type="checkbox"/>	430
Fuse holder for DIN NX032...NX080	NXHD1	200
Handle operating mechanism (HOM) NX032...NX080	NXR1	380
HOM shaft for NX/32/63/80	NXRS1	200
<b>NX100/NX125/NX160</b>		
Auxiliary contact for Fupact	NXBA11 <input checked="" type="checkbox"/>	500
Fuse holder DIN for BS type NX100...NX160	NXHB21	180
Fuse holder DIN for NX100...NX160	NXHD21	200
Handle operating mechanism NX100...NX160	NXR2 <input checked="" type="checkbox"/>	730
Shaft for HOM for NX100...NX160	NXRS2	200
<b>NX200</b>		
Auxiliary contact for Fupact	NXBA11 <input checked="" type="checkbox"/>	500
Fuse holder for BS type NX200	NXHB22	190
Fuse holder for DIN NX200	NXHD22	220
Handle operating mechanism NX200	NXR2 <input checked="" type="checkbox"/>	730
Shaft for HOM for NX200	NXRS2A	250
<b>NX250/315/400</b>		
Auxiliary contact for Fupact	NXBA11 <input checked="" type="checkbox"/>	500
Handle operating mechanism for NX250...NX400	NXR3	760
Shaft for HOM for NX250...NX400	NXRS3	250
<b>NX630</b>		
Auxiliary contact for Fupact	NXBA11 <input checked="" type="checkbox"/>	500
Handle operating mechanism for NX630	NXR4	810
Shaft for HOM for NX630	NXRS4	250

**Note:** For other versions please contact our nearest Sales Office.

For details on non-standard references, technical parameters, stockable and non-stockable status, please contact Customer Care Centre.

NORMAL STOCK ITEMS

W.E.F. July 01, 2017

# Fupact - Type 2 Co-ordination Table With Fuse

## EasyPact TVS DOL (Type 2 Co-ordination with Fuse)

- Standard: IEC 60947-4-1
- Fuses: Cooper Bussmann
- Iq (A): 50KA
- Ue: 415Vac / 50Hz
- Contactor Coil: Type M5 (220 Vac/ 50 Hz)

Motor Output		FLC		SDF (NX Range)		Contactor		Thermal Overload Relay	
KW	HP	I(A)	Type	Fuse Type	Fuse Rating (A)	Type	AC3 (A)	Type	Range (A)
0.37	0.5	1	NX32	6NHG000B	6	LC1E09	9	LRE06	1.0 - 1.6
0.55	0.75	1.5	NX32	6NHG000B	6	LC1E09	9	LRE06	1.0 - 1.6
0.75	1	2	NX32	6NHG000B	6	LC1E09	9	LRE07	1.6 - 2.5
1.5	2	3.5	NX32	16NHG000B	16	LC1E09	9	LRE08	2.5 - 4.0
2.2	3	5	NX32	16NHG000B	16	LC1E09	9	LRE10	4.0 - 6.0
3	4	6.8	NX32	20NHG000B	20	LC1E09	9	LRE12	5.5 - 8.0
4	5.5	8.4	NX32	20NHG000B	20	LC1E09	9	LRE14	7.0 - 10
5.5	7.5	11.2	NX32	25NHG000B	25	LC1E12	12	LRE16	9.0 - 13
7.5	10	14	NX63	40NHG000B	40	LC1E18	25	LRE21	12.0 - 18
9	12	18	NX63	50NHG000B	50	LC1E25	25	LRE22	16 - 24
11	15	21	NX63	50NHG000B	50	LC1E32	32	LRE22	16 - 24
15	20	28.5	NX63	63NHG000B	63	LC1E32	40	LRE32	23 - 32
18.5	25	34	NX80	80NHG000B	80	LC1E40	40	LRE355	30 - 40
22	30	42	NX80	80NHG000B	80	LC1E50	50	LRE357	37 - 50
30	40	57	NX100	100NHG000B	100	LC1E65	65	LRE359	48- 65
37	50	70	NX125	125NHG000B	125	LC1E80	80	LRE363	63- 80
45	60	81	NX160	160NHG000B	160	LC1E95	95	LRE365	80- 104
56	75	100	NX160	160NHG000B	160	LC1E120	115	LRE482	84- 135
80	107	138	NX250	250NHG1B	250	LC1E160	150	LRE483	124- 198
90	120	165	NX250	250NHG1B	250	LC1E160	160	LRE483	124- 198
100	135	182	NX315	315NHG2B	315	LC1E200	200	LRE483	124- 198
110	150	196	NX315	315NHG2B	315	LC1E200	200	LRE483	124- 198
132	177	240	NX400	355NHG2B	355	LC1E250	250	LRE485	174- 279
160	215	285	NX400	400NHG2B	400	LC1E300	300	LRE486	208- 333

## EasyPact TVS Star Delta (Type 2 Co-ordination with Fuse)

- Standard: IEC 60947-4-1
- Fuses: Cooper Bussmann
- Iq (A): 50KA
- Ue: 415Vac / 50Hz
- Contactor Coil: Type M5 (220 Vac/ 50 Hz)

Motor Output		FLC		SDF (NX Range)		Contactor		Thermal Overload Relay				
KW	HP	I Line (A)	I phase (A)	Type	Fuse Type	Fuse Rating (A)	Star Contactor	AC3- A	Main / Delta Contactor	AC3- A	Type	Range (A)
1.5	2	4	2.3	NX32	10NHC00G	10	LC1E09	9	LC1E09	9	LRE07	1.6-2.5
2.2	3	5	3	NX32	16NHC00G	16	LC1E09	9	LC1E09	9	LRE08	2.5-4
3	4	7	4	NX32	16NHC00G	16	LC1E09	9	LC1E09	9	LRE08	2.5-4
4	5.3	9	5	NX32	20NHC00G	20	LC1E09	9	LC1E09	9	LRE10	4-6
5.5	7.5	10	6	NX32	20NHC00G	20	LC1E09	9	LC1E09	9	LRE12	5.5-8
7.5	10	16	9	NX32	32NHC00G	32	LC1E09	9	LC1E09	9	LRE14	7-10
9	12	17	10	NX32	32NHC00G	32	LC1E09	9	LC1E12	9	LRE14	7-10
11	15	21	12	NX63	50NHC00G	50	LC1E12	12	LC1E12	12	LRE16	9-13
15	20	28	16	NX63	63NHC00G	63	LC1E18	18	LC1E18	18	LRE21	12-18
22	30	42	24	NX80	80NHC00G	80	LC1E25	25	LC1E25	25	LRE32	23-32
30	40	57	33	NX125	100NHG00B	100	LC1E40	40	LC1E40	40	LRE355	30-40
45	60	81	47	NX125	125NHG00B	125	LC1E40	40	LC1E50	50	LRE357	37-50
55	75	100	58	NX125	125NHG00B	125	LC1E40	40	LC1E65	65	LRE359	48-65
80	107	139	80	NX200	200NHG1B	200	LC1E80	80	LC1E80	80	LRE363	63-80
110	150	196	113	NX315	315NHG2B	315	LC1E300	300	LC1E300	300	LRE482	84~135
160	215	286	165	NX400	355NHG2B	355	LC1E300	300	LC1E300	300	LRE483	124~198

The Benchmark for Power Circuit Breakers around the world

# Masterpact NT/NW

LV power circuit breakers 630 to 6300 A



Network Protection



Supervision



Compact

# Masterpact NT and NW

## The Benchmark For Power Circuit Breakers Around The World



Ethernet ready Masterpact NT and NW breakers, setting the standard for performance, safety, connectivity and built-in metering; all in optimized frame sizes

- Ethernet based monitoring, control, alarm notification for energy, asset and network management
- Built-in energy metering with combined accuracy class of 2% for improved energy efficiency
- Masterpact is suitable for heavy duty applications



**Building    Energy    Industry    Datacenter**  
**& Infrastructure**

- Masterpact is an answer to specific applications:
  - 1000V for mining applications
  - Direct current networks
  - Corrosion protection
  - Switch disconnectors and earthing switches

### Range Details:

- 630A to 6300A
- Breaking Capacity upto 150kA
- Fixed, Draw out type
- Flexible terminal orientation enables horizontal or vertical alignment changes in the field\*

\*Not Applicable for 4000A and 6300A

## Micrologic name codes

**2.0 E**  
X Y Z

### X: type of protection

- 2 for basic protection
- 5 for selective protection
- 6 for selective + earth-fault protection
- 7 for selective + earth-leakage protection.

### Y: control-unit generation

Identification of the control-unit generation.  
"0" signifies the first generation.

### Z: type of measurement

- E for "Energy"
- P for "power meter"
- H for "harmonic meter".



## Measurements and programmable protection

- $I_1, I_2, I_3, I_N, I_{\text{earth-fault}}, I_{\text{earth-leakage}}$  and maximeter for these measurements
- fault indications
- settings in amperes and in seconds.
- calculates the current demand value
- "Quickview" function for the automatic cyclical display of the most useful values (as standard or by selection).

### P: E + power meter + programmable protection

- measurements of V, A, W, VAR, VA, Wh, VARh, VAh, Hz, Vpeak, Apeak, power factor and maximeters and minimeters
- IDMTL long-time protection, minimum and maximum voltage and frequency, voltage and current imbalance, phase sequence, reverse power
- load shedding and reconnection depending on power or current
- measurements of interrupted currents, differentiated fault indications,

- maintenance indications, event histories and time-stamping, etc.

### H: P + harmonics

- power quality: fundamentals, distortion, amplitude and phase of harmonics up to the 31st order
- waveform capture after fault, alarm or on request
- enhanced alarm programming: thresholds and actions.



# Micrologic Trip unit

Energy efficiency, now within your reach

		E 'Energy'	P 'Power'	H 'Harmonics'
Measurement	Current , maximeter	●	●	●
	Voltage, PF, Power, demand, energy	●	●	●
	Cos- , frequency, per phase, advanced protection		●	●
	Harmonics, waveform capture, enhanced alarms			●
Protection	2 (L, I)	2.0 E		
	5 (L, S, I)	5.0 E	5.0 P	5.0 H
	6 (L, S, I,G)	6.0 E	6.0 P	6.0 H
	7 (L, S, I, V)		7.0 P	7.0 H

# Solar PVDC ACB Offer

Masterpact NW HADCD - PV switch disconnectors



- 2000A and 4000A @ 1000V DC
- Short Circuit Withstand Capacity upto 85kA 1sec
- Fixed and Draw out type
- High Mechanical and Electrical life

Safer photovolatic Energy Generation





# ATS Kit

Suitable for Masterpact NT/ NW ACB

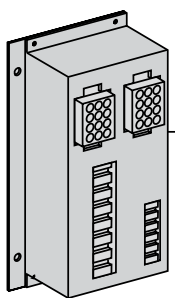
This Kit comprises of :

- > Adaptation fixture & set of two cables for mechanical interlocking
- > IVE unit for Electrical Interlocking
- > ACP control Plate
- > UA/BA controller

**\*Note:** For ATS with Masterpact NT/NW ACB, order 2 nos. of ACB's with ready to close PF contact + 1 no. ATS Kit



ACP unit



IVE unit



Controller



Mechanical interlocking using cable

Description	Reference	Unit MRP [₹]
ATS Kit for Masterpact NT EDO type with BA 415VAC controller	INA_NTDOB4	116380
ATS Kit for Masterpact NT EDO type with UA 415VAC controller	INA_NTDOU4	133510
ATS Kit for Masterpact NW EDO type with BA 415VAC controller	INA_NWDOB4 <input checked="" type="checkbox"/>	126090
ATS Kit for Masterpact NW EDO type with UA 415VAC controller	INA_NWDOU4 <input checked="" type="checkbox"/>	160210

\*\*ATS Kit with for Fixed Breaker and BA controller with 240VAC, contact our customer care

For details on non standard references, technical parameters, accessories, compatibility, stockable and non stockable status please contact Customer Care

NORMAL STOCK ITEMS

W.E.F. July 01, 2017



The easy choice for reliable performance

# EasyPact MVS

LV power circuit breakers and switch  
disconnectors from 800 to 4000 A



# EasyPact MVS

## The easy choice for reliable performance



- Thermal memory ensures safe tripping in case of consecutive faults
- In-built ZSI feature facilitates intelligent discrimination and enhances installation life
- Mechanical ready to close features checks all safety parameters before closing for enhanced safety
- Trip unit with built in current & voltage metering for easy access to important electrical parameters
- Best in class break time of 25ms creates lower stress on installation
- Pollution degree 4 allows the breaker to operate in harsh environments
- LED bargraph ensures easy access to % phase wise loading information
- Ap protection feature standard in all trip units

### Range Details:

- Single frame for 800A to 4000A
- Fixed, Draw out type
- Entire Range  $I_{cu}=I_{cs}=I_{cw}=50kA$  for 1sec @440V
- Suitability for applications up to 690 V
- Flexible terminal orientation enables horizontal or vertical alignment changes in the field\*

\*Not possible for 4000A

# ET/ETA/ETV Trip System

A step towards intelligent Electrical Distribution Network



		ET Trip Unit	ETA Trip Unit	ETV Trip Unit
<b>Features</b>	Current Metering		●	●
	Voltage Metering			●
	ZSI	●	●	●
	% Loading Bar Graph for each phase	●	●	●
	Thermal Memory	●	●	●
	Last 10 Trip History			●
<b>Protection</b>	2 (L, I)	2L	2A	2V
	6 (L,S,I,G)	6G	6A	6V



## Additional information provided by ETV range of trip units

- Demand Current
- Demand current maximeters
- Phase to phase voltages
- Phase to neutral voltages
- Average voltage
- Voltage unbalance
- Trip History

# EasyPact MVS Draw-out ACB

## Draw-out type Circuit breakers and Switch Disconnectors 800-4000A



- Conforms to IS/ IEC 60947-2 & 3
- Microprocessor based ET trip systems with thermal memory
- No derating up to 50°C
- Zone Selective Interlocking
- Fully rated neutral with inbuilt protection
- Pre trip alarm & individual fault indicating LEDs
- ET6L provides Overload, Short-circuit, Instantaneous & Earth-fault protections
- $I_{cu}=I_{cs}=I_{cw}(1\text{sec}) = 50\text{kA} @ 440\text{V AC}$

### Draw-out Type circuit breaker with Microprocessor based ET6G Trip Unit (without display)

Rating In (A)	3P Draw-Out Manual Reference	Unit LP [₹]	3P Draw-Out Electrical Reference	Unit LP [₹]	4P Draw-Out Manual Reference	Unit LP [₹]	4P Draw-Out Electrical Reference	Unit LP [₹]
800	MVS08N3MW6L	166320	MVS08N3NW6L	209520	MVS08N4MW6L	208750	MVS08N4NW6L	251950
1000	MVS10N3MW6L	174710	MVS10N3NW6L	217910	MVS10N4MW6L	218700	MVS10N4NW6L	261900
1250	MVS12N3MW6L	194540	MVS12N3NW6L	237740	MVS12N4MW6L	242230	MVS12N4NW6L	285430
1600	MVS16N3MW6L	221100	MVS16N3NW6L	264300	MVS16N4MW6L	269790	MVS16N4NW6L	312990
2000	MVS20N3MW6L	267470	MVS20N3NW6L	310670	MVS20N4MW6L	328480	MVS20N4NW6L	371680
2500	MVS25N3MW6L	330680	MVS25N3NW6L	373880	MVS25N4MW6L	401820	MVS25N4NW6L	445020
3200	MVS32N3MW6L	403830	MVS32N3NW6L	447030	MVS32N4MW6L	495160	MVS32N4NW6L	538360
4000	MVS40N3MW6L	493910	MVS40N3NW6L	537110	MVS40N4MW6L	628140	MVS40N4NW6L	671340

#### EasyPact MVS Draw out ACB

ACB variants	LP changes for product configuration w.r.t. ACB having ET6G trip unit.		How to arrive at new reference number*
Switch Disconnector version (without trip unit)	Reduce	₹19300	<b>Example :</b> ACB reference with ET6G trip unit - MVS08N3MW6L. For switch disconnector reference <b>replace 6L by 0D</b> i.e MVS08N3MW <b>0D</b>
ACB with ET6A trip unit (LCD display with Current Metering)	Add	₹9200	<b>Example :</b> ACB reference with ET6G trip unit - MVS08N3MW6L. For ACB reference with ET6A trip unit <b>replace 6L by 6A</b> i.e MVS08N3MW <b>6A</b>
ACB with ET6V trip unit (LCD display with Current Metering & Voltage Metering and Last 10 Trip History)	Add	₹21200	<b>Example :</b> ACB reference with ET6G trip unit - MVS08N3MW6L. For ACB reference with ET6V trip unit <b>replace 6L by 6V</b> i.e MVS08N3MW <b>6V</b>

\*- Same Philosophy for 3 Pole/ 4 Pole and Manual/ Electrical References

#### Note:

All draw-out type circuit breakers will be supplied with:

- Top and Bottom horizontal terminations.
  - 1 No. Electrical fault indication Contact (SDE).
  - 1 No. Auxiliary contact block (OF) with 4 C/O contacts.
  - Safety shutters on Chassis & door sealing frame- Escutcheon (CDP).
- All electrical operated breakers are supplied with motor mechanism (MCH), closing coil (XF) & shunt release (MX) (Voltage ratings to be specified by customer & duly filled in ACB Order form)
  - External Neutral CT required for highly un-balanced TP-N system has to be ordered at extra price.
  - Any other accessories are optional at extra price.

For details on non-standard references, technical parameters, stockable and non-stockable status, please contact Customer Care Centre.

NORMAL STOCK ITEMS

W.E.F. July 01, 2017

# EasyPact MVS Draw-out ACB

## Draw-out type Circuit breakers and Switch Disconnectors 800-4000A



- Conforms to IS/ IEC 60947-2 & 3
- Microprocessor based ET trip systems with thermal memory
- No derating up to 50°C
- Fully rated neutral with inbuilt protection
- Pre trip alarm & individual fault indicating LEDs
- ET2L provides Overload & Short-circuit protections
- $I_{cu}=I_{cs}=I_{cw}(1\text{sec}) = 50\text{kA @ } 440\text{V AC}$

### Draw-out Type circuit breaker with Microprocessor based ET2L Trip Unit (without display)

Rating In (A)	3P Draw-Out Manual Reference	Unit LP [₹]	3P Draw-Out Electrical Reference	Unit LP [₹]	4P Draw-Out Manual Reference	Unit LP [₹]	4P Draw-Out Electrical Reference	Unit LP [₹]
800	MVS08N3MW2L	158920	MVS08N3NW2L	202120	MVS08N4MW2L	201350	MVS08N4NW2L	244550
1000	MVS10N3MW2L	167310	MVS10N3NW2L	210510	MVS10N4MW2L	211300	MVS10N4NW2L	254500
1250	MVS12N3MW2L	187140	MVS12N3NW2L	230340	MVS12N4MW2L	234830	MVS12N4NW2L	278030
1600	MVS16N3MW2L	213700	MVS16N3NW2L	256900	MVS16N4MW2L	262390	MVS16N4NW2L	305590
2000	MVS20N3MW2L	260070	MVS20N3NW2L	303270	MVS20N4MW2L	321080	MVS20N4NW2L	364280
2500	MVS25N3MW2L	323280	MVS25N3NW2L	366480	MVS25N4MW2L	394420	MVS25N4NW2L	437620
3200	MVS32N3MW2L	396430	MVS32N3NW2L	439630	MVS32N4MW2L	487760	MVS32N4NW2L	530960
4000	MVS40N3MW2L	486510	MVS40N3NW2L	529710	MVS40N4MW2L	620740	MVS40N4NW2L	663940

### EasyPact MVS Draw out ACB

ACB variants	LP changes for product configuration w.r.t. ACB having ET2L trip unit.		How to arrive at new reference number*
ACB with ET2A trip unit (LCD display with Current Metering)	Add	₹4600	<b>Example :</b> ACB reference with ET2L trip unit - MVS08N3MW2L. <b>For ACB reference with ET2A trip unit replace 2L by 2A</b> i.e MVS08N3MW2A
ACB with ET2V trip unit (LCD display with Current Metering & Voltage Metering and Last 10 Trip History)	Add	₹ 13800	<b>Example :</b> ACB reference with ET2L trip unit - MVS08N3MW2L. <b>For ACB reference with ET2V trip unit replace 2L by 2V</b> i.e MVS08N3MW2V

\* Same Philosophy for 3 Pole/ 4 Pole and Manual/ Electrical References

#### Note:

All draw-out type circuit breakers will be supplied with:

- Top and Bottom horizontal terminations.
  - 1 No. Electrical fault indication Contact (SDE).
  - 1 No. Auxiliary contact block (OF) with 4 C/O contacts.
  - Safety shutters on Chassis & door sealing frame- Escutcheon (CDP).
- All electrical operated breakers are supplied with motor mechanism (MCH), closing coil (XF) & shunt release (MX). (Voltage ratings to be specified by customer & duly filled in ACB Order form)
  - External Neutral CT required for highly un-balanced TP-N system has to be ordered at extra price.
  - Any other accessories are optional at extra price.

For details on non-standard references, technical parameters, stockable and non-stockable status, please contact Customer Care Centre.

NORMAL STOCK ITEMS

W.E.F. July 01, 2017

- Conforms to IS/ IEC 60947-2 & 3
- Microprocessor based ET trip systems with thermal memory
- No derating up to 50° C
- Zone Selective Interlocking
- Fully rated neutral with inbuilt protection
- Pre trip alarm & individual fault indicating LEDs
- Icu=Ics=Icw(1sec) =50kA @ 440V AC

### Fixed Type circuit breaker with Microprocessor based ET6G Trip Unit (without display)

Rating in (A)	3P Fix Manual Reference	Unit LP [₹]	3P Fix Electrical Reference	Unit LP [₹]	4P Fix Manual Reference	Unit LP [₹]	4P Fix Electrical Reference	Unit LP [₹]
800	MVS08N3MF6L	124010	MVS08N3NF6L	167210	MVS08N4MF6L	157680	MVS08N4NF6L	200880
1000	MVS10N3MF6L	135750	MVS10N3NF6L	178950	MVS10N4MF6L	171240	MVS10N4NF6L	214440
1250	MVS12N3MF6L	156030	MVS12N3NF6L	199230	MVS12N4MF6L	194940	MVS12N4NF6L	238140
1600	MVS16N3MF6L	173200	MVS16N3NF6L	216400	MVS16N4MF6L	223880	MVS16N4NF6L	267080
2000	MVS20N3MF6L	201390	MVS20N3NF6L	244590	MVS20N4MF6L	263190	MVS20N4NF6L	306390
2500	MVS25N3MF6L	245520	MVS25N3NF6L	288720	MVS25N4MF6L	310190	MVS25N4NF6L	353390
3200	MVS32N3MF6L	351450	MVS32N3NF6L	394650	MVS32N4MF6L	433630	MVS32N4NF6L	476830
4000	MVS40N3MF6L	432800	MVS40N3NF6L	476000	MVS40N4MF6L	542600	MVS40N4NF6L	585800

### EasyPact MVS Fix ACB

ACB variants	LP changes for product configuration w.r.t. ACB having ET6G trip unit.		How to arrive at new reference number*
Switch Disconnector version (without trip unit)	Reduce	₹19300	<b>Example :</b> ACB reference with ET6G trip unit - MVS08N3MF6L. For switch disconnector reference <b>replace 6L by 0D</b> i.e MVS08N3MF0D
ACB with ET6A trip unit (LCD display with Current Metering)	Add	₹9200	<b>Example :</b> ACB reference with ET6G trip unit - MVS08N3MF6L. For ACB reference with ET6A trip unit <b>replace 6L by 6A</b> i.e MVS08N3MF6A
ACB with ET6V trip unit (LCD display with Current Metering & Voltage Metering and Last 10 Trip History)	Add	₹21200	<b>Example :</b> ACB reference with ET6G trip unit - MVS08N3MF6L. For ACB reference with ET6V trip unit <b>replace 6L by 6V</b> i.e MVS08N3MF6V

\* Same Philosophy for 3 Pole/ 4 Pole and Manual/ Electrical References

#### Note:

All Fix type circuit breakers will be supplied with:

- horizontal / vertical terminal
  - 1 No. Electrical fault indication Contact (SDE).
  - 1 No. Auxiliary contact block (OF) with 4 C/O contacts.
  - door sealing frame- Escutcheon (CDP).
- All switch disconnectors are without protection
  - All electrical operated breakers are supplied with motor mechanism (MCH), closing coil (XF) & shunt release (MX).
  - External Neutral CT required for highly un-balanced TP-N system has to be ordered at extra price.
  - Any other accessories are optional at extra price.

For details on non-standard references, technical parameters, stockable and non-stockable status, please contact Customer Care Centre.

NORMAL STOCK ITEMS

W.E.F. July 01, 2017



- Conforms to IS/ IEC 60947-2 & 3
- Microprocessor based ET trip systems with thermal memory
- No derating up to 50° C
- Fully rated neutral with inbuilt protection
- Pre trip alarm & individual fault indicating LEDs
- Icu=Ics=Icw(1sec) =50kA @ 440V AC

### Fixed Type circuit breaker with Microprocessor based ET2L Trip Unit (without display)

Rating in (A)	3P Fix Manual Reference	Unit LP [₹]	3P Fix Electrical Reference	Unit LP [₹]	4P Fix Manual Reference	Unit LP [₹]	4P Fix Electrical Reference	Unit LP [₹]
800	MVS08N3MF2L	116610	MVS08N3NF2L	159810	MVS08N4MF2L	150280	MVS08N4NF2L	193480
1000	MVS10N3MF2L	128350	MVS10N3NF2L	171550	MVS10N4MF2L	163840	MVS10N4NF2L	207040
1250	MVS12N3MF2L	148630	MVS12N3NF2L	191830	MVS12N4MF2L	187540	MVS12N4NF2L	230740
1600	MVS16N3MF2L	165800	MVS16N3NF2L	209000	MVS16N4MF2L	216480	MVS16N4NF2L	259680
2000	MVS20N3MF2L	193990	MVS20N3NF2L	237190	MVS20N4MF2L	255790	MVS20N4NF2L	298990
2500	MVS25N3MF2L	238120	MVS25N3NF2L	281320	MVS25N4MF2L	302790	MVS25N4NF2L	345990
3200	MVS32N3MF2L	344050	MVS32N3NF2L	387250	MVS32N4MF2L	426230	MVS32N4NF2L	469430
4000	MVS40N3MF2L	425400	MVS40N3NF2L	468600	MVS40N4MF2L	535200	MVS40N4NF2L	578400

### EasyPact MVS Fix ACB

ACB variants	LP changes for product configuration w.r.t. ACB having ET2L trip unit	How to arrive at new reference number
ACB with ET2A trip unit (LCD display with Current Metering)	Add	₹4600
ACB with ET2V trip unit (LCD display with Current Metering & Voltage Metering and Last 10 Trip History)	Add	₹13800

\* Same Philosophy for 3 Pole/ 4 Pole and Manual/ Electrical References

#### Note:

All Fix type circuit breakers will be supplied with:

- horizontal / vertical terminal
  - 1 No. Electrical fault indication Contact (SDE).
  - 1 No. Auxiliary contact block (OF) with 4 C/O contacts.
  - door sealing frame- Escutcheon (CDP).
- All switch disconnectors are without protection
  - All electrical operated breakers are supplied with motor mechanism (MCH), closing coil (XF) & shunt release (MX).
  - External Neutral CT required for highly un-balanced TP-N system has to be ordered at extra price.
  - Any other accessories are optional at extra price.

For details on non standard references, technical parameters, accessories, compatibility, stockable and non stockable status please contact Customer Care

NORMAL STOCK ITEMS

W.E.F. July 01, 2017

Description	Rated Operational Voltage	Reference	Unit LP [₹]
<b>Gear Motor (MCH)</b>			
AC 50/60 Hz	100/130 V	47893	35100
	200/240 V	47894 <input checked="" type="checkbox"/>	
	380/415 V	47896	
DC	24/30 V	47888	
	48/60 V	47889	
	100/125 V	47890	
	200/250 V	47891	
<b>Closing Release (XF)</b>			
AC 50/60 Hz	24/30 V DC	33659	5000
	48/60 V DC	33660	
DC	100/130 V AC/DC	MVS15511 <input checked="" type="checkbox"/>	
	200/250 V AC/DC	MVS15512 <input checked="" type="checkbox"/>	
	380/480 V AC	MVS15513	
<b>Opening Release (MX)</b>			
AC 50/60 Hz	24/30 V DC, 24 V AC	33659	5000
	48/60 V DC, 48 V AC	33660	
DC	100/130 V AC/DC	33661 <input checked="" type="checkbox"/>	
	200/250 V AC/DC	33662 <input checked="" type="checkbox"/>	
	380/480 V AC	33664 <input checked="" type="checkbox"/>	
<b>Terminal Block</b>			
For drawout circuit breaker		47849	200
<b>Under Voltage Release (MN)</b>			
AC 50/60 Hz DC	24/30 V DC, 24 V AC	33668	5100
	48/60 V DC, 48 V AC	33669	
	100/130 V AC/DC	33670 <input checked="" type="checkbox"/>	
	200/250 V AC/DC	33671 <input checked="" type="checkbox"/>	
	380/480 V AC	33673 <input checked="" type="checkbox"/>	
<b>MN Delay Unit</b>			
AC 50/60 Hz DC	48/60 V AC/DC	33680	7400
	100/130 V AC/DC	33681	
	200/250 V AC/DC	33682	
	380/480 V AC/DC	33683	6900
	100/130 V AC/DC	33684	
	200/250 V AC/DC	33685 <input checked="" type="checkbox"/>	
<b>ON/OFF Indication Contacts (Additional OF contact)</b>			
1 additional block of 4 contacts		47887	4500
<b>Door Interlock (VPECD)/1 part</b>			
On right hand side of chassis		47914 <input checked="" type="checkbox"/>	2400
<b>Operation Counter</b>			
Operation Counter CDM		48535	7000

For details on non standard references, technical parameters, stockable and non stockable status, please contact Customer Care

NORMAL STOCK ITEMS

W.E.F. July 01, 2017

# EasyPact SPS

## Standard Protection System for your electrical distribution network



Schneider Electric Global specialist in the field of ACBs and MCCBs, introduces EasyPact SPS range of ACBs

- Single Frame size from 800-1600A
- ASIC Based Microprocessor trip unit with OL, SC & EF protection features, which offer fastest short circuit tripping time in its class
- 25 ms short circuit tripping time ensure low let through energy increase the longevity of an electrical distribution network, cables and equipment
- Offer highest standards of safety for operator as well as Electrical distribution network
- Pollution category –III along with modular technology ensure high operating cycles without maintenance
- Simple to choose and easy to install



- All EasyPact SPS Air Circuit Breakers are equipped with terminal adaptors
- Conforms to IS/ IEC 60947-2 & 3
- Microprocessor based ET trip systems with thermal memory
- Fully rated neutral with inbuilt protection
- ET6L provides Overload, Short-circuit, Instantaneous & Earth-fault protections
- ET2B provides Overload & Short-circuit protections
- Short circuit breaking capacity 50kA @ 440V AC

### Draw-out Type circuit breaker with Microprocessor based ET6G Trip Unit

Rating In (A)	3P Draw-Out Manual Reference	Unit LP [₹]	3P Draw-Out Electrical Reference	Unit LP [₹]	4P Draw-Out Manual Reference	Unit LP [₹]	4P Draw-Out Electrical Reference	Unit LP [₹]
800	SPS08F3PMW6L	127070	SPS08F3PEW6L	163870	SPS08F4PMW6L	159350	SPS08F4PEW6L	196150
1000	SPS10F3PMW6L	133140	SPS10F3PEW6L	169940	SPS10F4PMW6L	168560	SPS10F4PEW6L	205360
1250	SPS12F3PMW6L	148910	SPS12F3PEW6L	185710	SPS12F4PMW6L	189930	SPS12F4PEW6L	226730
1600	SPS16F3PMW6L	168000	SPS16F3PEW6L	204800	SPS16F4PMW6L	215000	SPS16F4PEW6L	251800

### Draw-out Type circuit breaker with Microprocessor based ET2B Trip Unit

Rating In (A)	3P Draw-Out Manual Reference	Unit LP [₹]	3P Draw-Out Electrical Reference	Unit LP [₹]	4P Draw-Out Manual Reference	Unit LP [₹]	4P Draw-Out Electrical Reference	Unit LP [₹]
800	SPS08F3PMW2B	125270	SPS08F3PEW2B	162070	SPS08F4PMW2B	157550	SPS08F4PEW2B	194350
1000	SPS10F3PMW2B	131340	SPS10F3PEW2B	168140	SPS10F4PMW2B	166760	SPS10F4PEW2B	203560
1250	SPS12F3PMW2B	147110	SPS12F3PEW2B	183910	SPS12F4PMW2B	188130	SPS12F4PEW2B	224930
1600	SPS16F3PMW2B	166200	SPS16F3PEW2B	203000	SPS16F4PMW2B	213200	SPS16F4PEW2B	250000

### Draw-out Type switch disconnector without protection

Rating In (A)	3P Draw-Out Manual Reference	Unit LP [₹]	3P Draw-Out Electrical Reference	Unit LP [₹]	4P Draw-Out Manual Reference	Unit LP [₹]	4P Draw-Out Electrical Reference	Unit LP [₹]
800	SPS08F3PMW0D	112870	SPS08F3PEW0D	149670	SPS08F4PMW0D	145150	SPS08F4PEW0D	181950
1000	SPS10F3PMW0D	118940	SPS10F3PEW0D	155740	SPS10F4PMW0D	154360	SPS10F4PEW0D	191160
1250	SPS12F3PMW0D	134710	SPS12F3PEW0D	171510	SPS12F4PMW0D	175730	SPS12F4PEW0D	212530
1600	SPS16F3PMW0D	153800	SPS16F3PEW0D	190600	SPS16F4PMW0D	200800	SPS16F4PEW0D	237600

#### Note:

All draw-out type circuit breakers will be supplied with:

- Vertical-vertical terminations.
- 1 No. Electrical fault indication Contact (SDE).
- 1 No. Auxiliary contact block (OF) with 2 C/O contacts.
- Safety shutters on Chassis & door sealing frame- Escutcheon (CDP).

- All switch disconnectors are without protection
- All electrical operated breakers are supplied with motor mechanism (MCH), closing coil (XF) and shunt release (MX).
- External Neutral CT required for highly un-balanced TP-N system has to be ordered at extra price.
- Any other accessories are optional at extra price.



For details on non standard references, technical parameters, accessories, compatibility, stockable and non stockable status please contact Customer Care



- All EasyPact SPS Air Circuit Breakers are equipped with terminal adaptors
- Conforms to IS/ IEC 60947-2 & 3
- Microprocessor based ET trip systems with thermal memory
- Fully rated neutral with inbuilt protection
- ET6L provides Overload, Short-circuit, Instantaneous & Earth-fault protections
- ET2B provides Overload & Short-circuit protections
- Short circuit breaking capacity 50kA @ 440V AC

## Fixed Type circuit breaker with Microprocessor based ET6G Trip Unit

Rating In (A)	3P Fixed Manual Reference	Unit LP [₹]	3P Fixed Electrical Reference	Unit LP [₹]	4P Fixed Manual Reference	Unit LP [₹]	4P Fixed Electrical Reference	Unit LP [₹]
800	SPS08F3PMF6L	97610	SPS08F3PEF6L	134410	SPS08F4PMF6L	118670	SPS08F4PEF6L	155470
1000	SPS10F3PMF6L	102770	SPS10F3PEF6L	139570	SPS10F4PMF6L	127420	SPS10F4PEF6L	164220
1250	SPS12F3PMF6L	118490	SPS12F3PEF6L	155290	SPS12F4PMF6L	147830	SPS12F4PEF6L	184630
1600	SPS16F3PMF6L	137200	SPS16F3PEF6L	174000	SPS16F4PMF6L	168990	SPS16F4PEF6L	205790

## Fixed Type circuit breaker with Microprocessor based ET2B Trip Unit

Rating In (A)	3P Fixed Manual Reference	Unit LP [₹]	3P Fixed Electrical Reference	Unit LP [₹]	4P Fixed Manual Reference	Unit LP [₹]	4P Fixed Electrical Reference	Unit LP [₹]
800	SPS08F3PMF2B	95810	SPS08F3PEF2B	132610	SPS08F4PMF2B	116870	SPS08F4PEF2B	153670
1000	SPS10F3PMF2B	100970	SPS10F3PEF2B	137770	SPS10F4PMF2B	125620	SPS10F4PEF2B	162420
1250	SPS12F3PMF2B	116690	SPS12F3PEF2B	153490	SPS12F4PMF2B	146030	SPS12F4PEF2B	182830
1600	SPS16F3PMF2B	135400	SPS16F3PEF2B	172200	SPS16F4PMF2B	167190	SPS16F4PEF2B	203990

## Fixed Type switch disconnector without protection

Rating In (A)	3P Fixed Manual Reference	Unit LP [₹]	3P Fixed Electrical Reference	Unit LP [₹]	4P Fixed Manual Reference	Unit LP [₹]	4P Fixed Electrical Reference	Unit LP [₹]
800	SPS08F3PMF0D	83410	SPS08F3PEF0D	120210	SPS08F4PMF0D	104470	SPS08F4PEF0D	141270
1000	SPS10F3PMF0D	88570	SPS10F3PEF0D	125370	SPS10F4PMF0D	113220	SPS10F4PEF0D	150020
1250	SPS12F3PMF0D	104290	SPS12F3PEF0D	141090	SPS12F4PMF0D	133630	SPS12F4PEF0D	170430
1600	SPS16F3PMF0D	123000	SPS16F3PEF0D	159800	SPS16F4PMF0D	154790	SPS16F4PEF0D	191590

**Note:** All Fixed type circuit breakers will be supplied with: (i) Vertical-vertical terminations. (ii) 1 No. Electrical fault indication Contact (SDE). (iii) 1 No. Auxiliary contact block (OF) with 2 C/O contacts.

All switch disconnectors are without protection | All electrical operated breakers are supplied with motor mechanism (MCH), closing coil (XF) and shunt release (MX). | External Neutral CT required for highly un-balanced TP-N system has to be ordered at extra price. | Any other accessories are optional at extra price.

## Accessories

Description	Rated operational voltage	Reference	Unit LP [₹]
<b>Gear Motor (MCH)</b>			
AC 50/60 Hz	100/130 V	33176	35100
	200/240 V	33177	
	277/415 V	33179	
DC	24/30 V	33185	
	48/60 V	33186	
	100/125 V	33187	
	200/250 V	33188	
<b>Terminal Block</b>			
For Fixed circuit breaker		47074	185
For Drawout circuit breaker		33098	210
<b>ON/OFF Indication contacts (OF) 1Part</b>			
Changeover contact 6A	240V	47076	1030
<b>Ready to close contact</b>			
Changeover contact 5A	240V	47080	2330
<b>Door interlock (VPECD)/1 part</b>			
Right side of chassis		33172	2150

For details on non standard references, technical parameters, accessories, compatibility, stockable and non stockable status please contact Customer Care

✓ NORMAL STOCK ITEMS

W.E.F. July 01, 2017

“Ecodial Advance Calculation 4” sizing software

The reference tool for  
electrical installations  
compliant and  
performant



To download Ecodial Advance Calculation Version:  
<https://hto.power.schneider-electric.com/ecodialadvancecalculation/#/homepage>

To download Ecodial plugin for AutoCAD Version 1.3:  
<http://hto.power.schneider-electric.com/EcodialPlugin/#/>

## Unequaled For you benefits



### Time savings and increased productivity

- > User-friendly and intuitive software.
- > Verification of electrical network consistency prior to calculation of solutions.
- > Errors reported and identified on the single-line diagram.
- > Calculation reports and information immediately usable (deliverables ready to use: single Word document, printable and convertible to PDF).

### High added value level

- > Consideration of the installation operating modes and the need for continuity of supply.
- > Consistency of choices between calculated switchgear and proposed equipment (for example: compatibility between switchgear and switchboard or Canalis).
- > Harmonisation of the protection schedule:
- > Ecodial Advance Calculation 4 lets you easily customise the protection choices out of the alternatives.

### Enhanced expert image

- > Compliance with calculation standards: compliance with the CENELEC TR50480 technical report.
- > Compliance with installation standards: non-conformities are automatically reported.
- > Compliance with product standards: all recommended Schneider Electric products comply with applicable standards.
- > Guarantee of having the most up-to-date offers.
- > Complete study file: automatic generation of design notes and cable and protection schedule.

## For your customers

### Shorter design times

- > No time wasted in calculation, search for current products conforming to standards, processing of data and deliverables, etc.

### Installation conforming to applicable standards

- > Complete compliance with calculation and installation standards.
  - > Guaranteed safety of persons and equipment.
- Reworking to conformity of the existing installation.

### Optimised latest generation solution

- > Installation operating constraints and need for continuity of supply are taken into account as from the design stage.
- > Choice of products out of the latest Schneider Electric ranges.






NEW

# EasyPact TVS

The Easy choice for simplicity and flexibility

- 3 Pole and 4 Pole Power Contactor
- Thermal Overload Relay
- Motor Protection Circuit Breaker
- Accessories



Designed for the Essential

Power Contactors - ETVS(3 Pole AC Control)



- Current Rating: 6A to 630A, AC3 Rating
- Type 2 co-ordination chart available with Fuse, MPCB and MCCB.
- Wide Band Coil in 6 -38A for 220 & 415VAC
- New dual frequency coil available for select coil ratings

[le] Rated Operational Current		Motor Power at 415 V, 3Ph, 50Hz		Auxiliary Contacts		Reference	Unit MRP [₹]
AC-1	AC-3	hp	kW	NO	NC		
20 A	6 A	3	2.2	-	1	LC1E0601* <input checked="" type="checkbox"/>	770
				1	-	LC1E0610* <input checked="" type="checkbox"/>	770
25 A	9 A	5.5	4	-	1	LC1E0901* <input checked="" type="checkbox"/>	800
				1	-	LC1E0910* <input checked="" type="checkbox"/>	800
25 A	12 A	7.5	5.5	-	1	LC1E1201* <input checked="" type="checkbox"/>	890
				1	-	LC1E1210* <input checked="" type="checkbox"/>	890
32 A	18 A	12	9	-	1	LC1E1801* <input checked="" type="checkbox"/>	1020
				1	-	LC1E1810* <input checked="" type="checkbox"/>	1020
36A	25 A	15	11	-	1	LC1E2501* <input checked="" type="checkbox"/>	1420
				1	-	LC1E2510* <input checked="" type="checkbox"/>	1420
50 A	32 A	20	15	-	1	LC1E3201* <input checked="" type="checkbox"/>	2930
				1	-	LC1E3210* <input checked="" type="checkbox"/>	2930
50 A	38 A	25	18.5	-	1	LC1E3801* <input checked="" type="checkbox"/>	3600
				1	-	LC1E3810* <input checked="" type="checkbox"/>	3600
60 A	40 A	29	22	1	1	LC1E40* <input checked="" type="checkbox"/>	4650
70 A	50 A	34	25/30	1	1	LC1E50*	5650
80 A	65 A	50	37	1	1	LC1E65* <input checked="" type="checkbox"/>	7700

[le] Rated Operational Current		Motor Power at 415 V, 3Ph, 50Hz		Auxiliary Contacts		Reference	Unit LP [₹]
AC-1	AC-3	hp	kW	NO	NC		
110A	80 A	60	45	1	1	LC1E80* <input checked="" type="checkbox"/>	9950
120 A	95 A	60	45	1	1	LC1E95* <input checked="" type="checkbox"/>	11550
150 A	120 A	75	55	1	1	LC1E120*	14600
200 A	160 A	120	90	1	1	LC1E160*	19100
250 A	200 A	150	110	-	-	LC1E200*	26500
300 A	250A	175	132	-	-	LC1E250*	33880
320 A	300 A	215	160	-	-	LC1E300*	40570
500 A	400	295	220	-	-	LC1E400*	51565
700 A	500	375	280	-	-	LC1E500*	72635
1000 A	630	500	375	-	-	LC1E630*	103125

\* Reference to be completed by adding coil voltage code

**Coil Voltage Code**

* VOLTAGE (V AC)	24	110	220	415
LC1E06.....LC1E300	B5	F5	M5	N5
LC1E400.....LC1E630	B7	F7	M7	N7
LC1E06.....LC1E38	-	-	M5WB	N5WB

Non Standard Voltage/code: 48 VAC/E5, 380 VAC/Q5, 440 VAC/R5  
Please add ₹ 120/- while ordering Contactors with Non Standard Voltages.

For details on non standard references, technical parameters, accessories, compatibility, stockable and non stockable status please contact Customer Care

NORMAL STOCK ITEMS

W.E.F. July 01, 2017

## Power Contactors - ETVS (4 Pole AC Control)



- Current Rating: 16A to 125A, AC1 duty
- Available in 4NO and 2NO+2NC Power Pole combination
- Wide Band Coil for all ratings in 220 & 415 VAC

AC-1 Rating @ 60°C	Power Poles	Reference	Unit MRP [₹]	Power Poles	Reference	Unit MRP [₹]
16	4NO	LC1E06004*	935	2NO + 2NC	LC1E06008*	1155
20	4NO	LC1E09004*	1000	2NO + 2NC	LC1E09008*	1215
25	4NO	LC1E12004*	1090	2NO + 2NC	LC1E12008*	1330
32	4NO	LC1E18004*	1150	2NO + 2NC	LC1E18008*	1465
40	4NO	LC1E25004*	1810	2NO + 2NC	LC1E25008*	2410
45	4NO	LC1E32004*	3030	2NO + 2NC	LC1E32008*	3735
<b>NEW</b> 60	4NO	LC1E38004*	3570	2NO + 2NC	LC1E38008*	4715
60	4NO	LC1E40004*	5640	2NO + 2NC	LC1E40008*	7270
80	4NO	LC1E65004*	7660	2NO + 2NC	LC1E65008*	9265

AC-1 Rating @ 60°C	Power Poles	Reference	Unit LP [₹]	Power Poles	Reference	Unit LP [₹]
100	4NO	LC1E80004*	10070	2NO + 2NC	LC1E80008*	13710
125	4NO	LC1E95004*	11420	2NO + 2NC	LC1E95008*	16430

\* Reference to be completed by adding coil voltage code

## Control Relays - ETVS (AC Control)

Auxiliary Contacts			Reference	Unit MRP [₹]
NO	NC			
4	0		CAE40*	850
3	1		CAE31*	
2	2		CAE22*	

\* Reference to be completed by adding coil voltage code

## Coil Voltage Code

* Voltage (V AC)	24	110	220	240	415
LC1E0600*...9500* 50/60 Hz	B7	F7	-	-	-
LC1E0600*...9500* 50 Hz/ Wide Band	-	-	M5WB	-	N5WB
Control relay CAE	B5	F5	M5	U5	N5

Note:

- 4P power contactor also available at 48VAC E7 and 380VAC Q7
- Add ₹120 while ordering non-standard voltages

For details on non standard references, technical parameters, accessories, compatibility, stockable and non stockable status please contact Customer Care

## Thermal Overload Relay - ETVS



- Conformance to IEC 60947-4-1, CE Marking
- Range : 0.1A to 630A
- Tripping Class : 10A
- Direct & Independent mounting

Thermal Protection Adjustment Range	For Use with Contactor	Reference	Unit MRP [₹]	
<b>LRE</b>				
0.1...0.16 A	E06...E38	LRE01	1230	
0.16...0.25 A	E06...E38	LRE02		
0.25...0.4 A	E06...E38	LRE03		
0.4...0.63 A	E06...E38	LRE04		
0.63...1 A	E06...E38	LRE05 <input checked="" type="checkbox"/>		
1...1.6 A	E06...E38	LRE06 <input checked="" type="checkbox"/>		
1.6...2.5 A	E06...E38	LRE07 <input checked="" type="checkbox"/>		
2.5...4 A	E06...E38	LRE08 <input checked="" type="checkbox"/>		
4...6 A	E06...E38	LRE10 <input checked="" type="checkbox"/>		
5.5...8 A	E09...E38	LRE12 <input checked="" type="checkbox"/>		
7...10 A	E09...E38	LRE14 <input checked="" type="checkbox"/>		
9...13 A	E12...E38	LRE16 <input checked="" type="checkbox"/>		
12...18 A	E18...E38	LRE21 <input checked="" type="checkbox"/>		1420
16...24 A	E25...E38	LRE22 <input checked="" type="checkbox"/>		1640
23...32 A	E25...E38	LRE32 <input checked="" type="checkbox"/>	2200	
30...38 A	E38	LRE35 <input checked="" type="checkbox"/>	2450	
17...25 A	E40...E95	LRE322	2800	
23...32 A	E40...E95	LRE353		
30...40 A	E40...E95	LRE355		
37...50 A	E50...E95	LRE357 <input checked="" type="checkbox"/>		
48...65 A	E65...E95	LRE359		3650

Thermal Protection Adjustment Range	For Use with Contactor	Reference	Unit LP [₹]
<b>LRE</b>			
55...70 A	E80...E95	LRE361	4200
63...80 A	E80...E95	LRE363	4150
80...104 A	E95	LRE365	
51...81 A	E120...E300	LRE480	8150
62...99 A	E120...E300	LRE481	
84...135 A	E120...E300	LRE482	
124...198 A	E160...E300	LRE483	
146...234 A	E200...E300	LRE484	
174...279 A	E250...E300	LRE485	
208...333 A	E300	LRE486	8840
258...414 A	E300...E400	LRE487	10880
321...513 A	E500	LRE488	11800
394...630 A	E630	LRE489	12750

Note: For separate mounting block, for LRE

- For LRE01...LRE35 – terminal block for clip-on Mounting LAEB1 Unit LP: ₹470
- For LRE322...LRE365 – terminal block for clip-on Mounting LAEB3 Unit LP: ₹ 1395

For details on non standard references, technical parameters, accessories, compatibility, stockable and non stockable status please contact Customer Care

NORMAL STOCK ITEMS

W.E.F. July 01, 2017

### Spare Coils

Contactor	Reference	Unit LP [₹]
CAE, LC1E06...E25	LAEX12**	740
LC1E32/E38	LAEX2**	910
LC1E40/E65	LAEX3**	1350
LC1E80/E95	LAEX4**	1695
LC1E120/E160	LAEX5**	1885
LC1E200/E250	LAEX6**	2635
LC1E300	LAEX7**	2870
LC1E0600*... LC1E1800*	LAEX1T**	855
LC1E2500*... LC1E3800*	LAEX2T**	1020
LC1E4000*...LC1E9500*	LAEX4T**	1805

\* Reference to be completed by adding coil voltage code

	110	220	415
LC1E06-LC1E300	F5	M5	N5
LC1E400-LC1E630	F7	M7	N7
LC1E0600*-LCIE9500*	-	M5WB	N5WB

Note:

- Add ₹ 120 while ordering non-standard voltages

### Accessories - For ETVS Contactors

Description	For Use with	Mounting	Contacts	Reference	Unit LP [₹]
Auxiliary Contact Block	LC1E06..E630 & LC1E0600*..E95*	Front	1NO+1NC	LAEN11 <input checked="" type="checkbox"/>	230
			2NO	LAEN20 <input checked="" type="checkbox"/>	230
			2NC	LAEN02 <input checked="" type="checkbox"/>	260
			2NO+2NC	LAEN22 <input checked="" type="checkbox"/>	420
			4NO	LAEN40 <input checked="" type="checkbox"/>	420
Star Delta Timer	LC1E25..E630			LAETSD <input checked="" type="checkbox"/>	1900

Description	For Use with	Coil Voltage	Reference	Unit LP [₹]
Surge Suppressor	LC1E06...E95*	24..48 V AC	LAERCE	725
	LC1E06...E95*	50..127 V AC	LAERCG	
	LC1E06...E95*	110..240 V AC	LAERCU	
	LC1E06...E95*	380..415 V AC	LAERCN	

Description	For Use with	Reference	Unit LP [₹]
Mechanical Interlock	LC1E06..E65 & LC1E0600*..E3800*	LAEM1	470
	LC1E80..E95 & LC1E4000*..E9500*	LAEM4	1550
	LC1E120..E160	LAEM5	2895
	LC1E200..E250	LAEM6	2950
	LC1E300	LAEM7	3750
	LC1E400	LAEM8	4200

### 3 Pole Accessories compatibility

Contactor	Built in contacts	LAEN**	LAETSD	LAERC•	LAEM
LC1E06					
LC1E09					
LC1E12		1	-		
LC1E18	1 NO or 1NC				
LC1E25					
LC1E32				1	
LC1E38					
LC1E40					
LC1E50		1 or 1			
LC1E65					1
LC1E80	1 NO or 1NC				
LC1E95					
LC1E120					
LC1E160					
LC1E200					
LC1E250					
LC1E300		2 or 0		-	
LC1E400		1 or 1			
LC1E500					
LC1E630					

### 4 Pole Accessories compatibility

Contactor	LAEN**	LAETSD	LAERC•
LC1E06			
LC1E09			
LC1E12	1	-	
LC1E18			
LC1E25			
LC1E32			1
LC1E38			
LC1E40			
LC1E50	1 or 1		
LC1E65			
LC1E80			
LC1E95			

For details on non standard references, technical parameters, accessories, compatibility, stockable and non stockable status please contact Customer Care

NORMAL STOCK ITEMS

W.E.F. July 01, 2017

## Motor Protection Circuit Breaker - ETVS



- Conformance to IEC60947-1,-2,-4, CE Marking
- Range : 0.1A to 32A
- Short Circuit and Overload Protection
- Breaking Capacity upto 100KA

Breaking Capacity at 415 V 50 Hz	Motor Power AC3**		Thermal Protection Adjustment Range	Reference	Unit MRP [₹]
	KW	hP			
<b>GZ1-E Thermal Magnetic- With Pushbutton control</b>					
100 kA	-	-	0.1 - 0.16	GZ1E01	2350
	0.06	-	0.16 - 0.25	GZ1E02	
	0.09	-	0.25 - 0.40	GZ1E03	
	0.18	-	0.40 - 0.63	GZ1E04	2620
	0.37	0.5	0.63 - 1.0	GZ1E05	2620
	0.55	0.75	1.0 - 1.6	GZ1E06	2650
	0.75	1	1.6 - 2.5	GZ1E07	2650
	1.1	2	2.5 - 4	GZ1E08	2740
	2.2	3	4 - 6.3	GZ1E10	2740
	3	5.5	6 - 10	GZ1E14	2820
10 kA	5.5	7.5	9 - 14	GZ1E16	3190
	7.5	10	13 - 18	GZ1E20	3430
	9	12.5	17 - 23	GZ1E21	3780
	11	15	20 - 25	GZ1E22	3960
	15	20	24 - 32	GZ1E32	7200

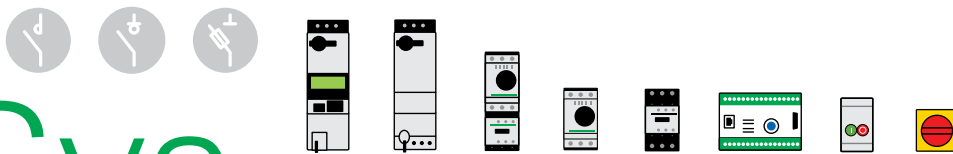
## Accessories - ETVS MPCB

Description	Mounting	Contacts	Reference	Unit LP [₹]
Auxillary Contact Block	LH Side Mounted	1NO+1NC	GZ1AN11	780
		2NO	GZ1AN20	975

Description	Mounting	Range		Reference	Unit LP [₹]
<b>Electric Trips</b>					
Undervoltage	RH Side Mounted	110...115 V	50 Hz	GZ1 AU115	2120
		220...240 V	50 Hz	GZ1 AU225	2120
		380...400 V	50 Hz	GZ1 AU385	2925
Shunt trip		110...115 V	50 Hz	GZ1 AS115	2120
		220...240 V	50 Hz	GZ1 AS225	2120

For details on non standard references, technical parameters, accessories, compatibility, stockable and non stockable status please contact Customer Care

# Let TeSys be your drive



## Intuitive solutions to protect, monitor and control your motor

TeSys offers the best in class features you need for protection, safety, monitoring and control of motor and power applications. TeSys matches a diverse range of solutions from the most common through the most advanced.

Wherever you are in the world, and whichever TeSys products you choose like contactors, circuit breakers, thermal relays, among others, you can count on receiving the reliability, standards-compatibility, ease of ordering and installation you need.



### Boosts your productivity

- **Make installation easier**
  - > The widest range of installation accessories available.
  - > Intuitive installation.
- **Optimize the organization of your switchboards**
  - > Compact solutions.
  - > Low heat dissipation.
- **Increase service continuity**
  - > Total coordination.
  - > Communication and preventive maintenance.

### Improves safety

- **Equip your machines with TeSys products**
  - > Integrated safety features.
  - > Compliance with international standards.

### Adapts to any situation

- **Discover a wide range of protection and control products**
  - > The right response for the applications you need.
  - > A solution for each electrical function.
- **Export your machines worldwide**
  - > A single product lineup and identical part numbers worldwide.
- > Multi-standard products IEC/UL/CSA/CCC.


### Simplifies smart installation design

- **Choose the right products quickly and easily**
  - > Motor starters selection software available
  - > [www.schneider-electric.com](http://www.schneider-electric.com)
- **Recommend supervision and control solutions**
  - > Preventive maintenance
  - > Energy management
- **Extend motor lifetime**
  - > High-performance advanced protection
  - > Energy efficiency

For details on non standard references, technical parameters, accessories, compatibility, stockable and non stockable status please contact Customer Care

☑ NORMAL STOCK ITEMS

W.E.F. July 01, 2017



## Efficient power for your business

According to new regulations coming into force in the EU, from 1 January 2015 motors from 7.5 kW to 375 kW must be IE3 compliant. **By implementing IE3 motors now, you are preparing for the future.**

With the TeSys range, you know that your operations are ready for premium-efficiency motors. You also benefit directly from lower energy and life-cycle costs as well as a reduced environmental impact.



## Best-in-class solutions for motors

With TeSys you can introduce premium-efficiency motors to your machinery with peace of mind. Tested for magnetic, thermal, and electrical endurance, the TeSys range has proven fully compatible with IE3 motors and ready for a higher peak inrush current.

Best-in-class TeSys products include:

- A complete range of equipment, including contactors, circuit breakers, thermal relays
- Energy efficiency and reduced CO<sup>2</sup> emissions thanks to a low consumption coil
- A high level of safety and reliability thanks to a robust, quality design
- Ease of selection, installation, and maintenance with no need for derating
- Worldwide availability and support



## Go greener with TeSys

All TeSys products are certified with the Green Premium eco-mark, a standard implemented by Schneider Electric to provide comprehensive information on the environmental impact of a product.

The Green Premium mark assures compliance with the most up-to-date environmental regulations, including RoHS and REACH. With TeSys you can develop an effective environmental policy, as the range offers technical support and advice for eco-design projects.





## Control Relays - K model (AC & DC Control)



- Conformance IEC, UL, CSA
- Inbuilt 4 auxiliary contacts
- 10A thermal rating
- Available with AC (50/60Hz Dual frequency), DC & DC low consumption coil options

No of Poles	AC Control Reference	Unit LP [₹]	DC Control Reference	Unit LP [₹]	DC low consumption Reference <sup>(1) (2) (3)</sup>	Unit LP [₹]
2NO + 2NC	CA2KN22*	1080	CA3KN22**	1470	CA4KN22***	1780
3NO + 1NC	CA2KN31*		CA3KN31**		CA4KN31***	
4NO + 0NC	CA2KN40*		CA4KN40***			

(1) Compatible with PLC outputs

(2) Wide range coil (0.7...1.25Uc), suppressor fitted as standard

(3) 2 pole auxiliary contact block can be mounted additionally

## Power Contactors - K model (3 Pole AC & DC Control)



- Conformance to IEC, UL, CSA
- Current Rating : 6A to 16 A, AC-3 duty
- 1NO or 1NC inbuilt auxiliary contact
- Available in 3P & 4P version
- Available with AC (50/60Hz Dual frequency), DC & DC low consumption <sup>(4)</sup> coil options

[Ie] Rated Operational Current (A)	Motor Power (kW)	Auxiliary Contacts	AC Control Reference	Unit LP [₹]	DC Control Reference	Unit LP [₹]
6	3	1 NC	LC1K0601*	930	LP1K0601**	1370
		1 NO	LC1K0610*		LP1K0610**	
9	5.5	1 NC	LC1K0901*	980	LP1K0901**	1570
		1 NO	LC1K0910*		LP1K0910**	
12	7.5	1 NC	LC1K1201*	1100	LP1K1201**	1720
		1 NO	LC1K1210*		LP1K1210**	
16	10	1 NC	LC1K1601*	1290	-	-
		1 NO	LC1K1610*		-	-

## Reversing Contactors - K model



- Conformance to IEC, UL, CSA, CE
- Current Rating : 6A to 16 A, AC-3 duty
- 1NO or 1NC inbuilt auxiliary contact
- Available in 3P & 4P version
- Available with AC(50/60Hz Dual frequency), DC & DC low consumption <sup>(4)</sup> coil options

[Ie] Rated Operational Current (A)	Motor Power (kW)	Auxiliary Contacts	AC Control Reference	Unit LP [₹]
6	3	1 NC	LC2K0601*	2895
		1 NO	LC2K0610*	
9	5.5	1 NC	LC2K0901*	3050
		1 NO	LC2K0910*	
12	7.5	1 NC	LC2K1201*	3150
		1 NO	LC2K1210*	
16	10	1 NC	LC2K1601*	3525
		1 NO	LC2K1610*	

\* Reference to be completed by adding coil voltage code

(4) For current rating and ref please contact Customer Care

## Coil Voltage Code

Type	Voltage	24	48	72	110	220	415
AC*	CA2KN, LC1-K06 to K16, 50/60Hz	B7	-	-	F7	M7	N7
	LC2-K06 to K16, 50/60Hz	-	-	-	F7	M7	N7
DC**	CA3KN, LP1-K06 to K12	BD	-	-	FD	MD	-
DC low consumption***	CA4KN	BW3	EW3	SW3	-	-	-

**Note:** For ordering contactors with other coil voltages & frequencies, please add ₹ 190/- to the unit Price of the standard contactor of the same rating.

For details on non standard references, technical parameters, accessories, compatibility, stockable and non stockable status please contact Customer Care

## Accessories - K Model

Description	Mounting	Contacts	Reference	Unit LP [₹]
Auxiliary contact block	Front	2 NC	LA1KN02	330
		1 NO + 1 NC	LA1KN11 <input checked="" type="checkbox"/>	
		2 NO	LA1KN20	
		4 NC	LA1KN04	
		1 NO + 3 NC	LA1KN13	520
		2 NO + 2 NC	LA1KN22 <input checked="" type="checkbox"/>	
		3 NO + 1 NC	LA1KN31	
		4 NO	LA1KN40	

Description	Control Voltage	Range	Reference	Unit LP [₹]
On Delay Electronic Timer	24..48 V AC/DC	1..30S	LA2KT2E(1)	1730
	110..240 V AC	1..30S	LA2KT2UA(1)	

Description	Coil Voltage	Reference	Unit LP [₹]
Surge Suppressor - RC Circuit	220..250V AC	LA4KA1U*	530
Surge Suppressor - Varistor	130..250 V AC/DC	LA4KE1UG*	
Surge Suppressor - Varistor	50..129V AC/DC	LA4KE1FC*	

\* Lot size 5

(1) Front mounted with common point changeover contact

## Thermal Overload Relays - LR2-K Model (Direct Mounting)



- Conformance to IEC, UL, CSA, CE
- Range : 0.1A to 16A
- Direct & Independent mounting
- Trip class 10A

Thermal Protection Adjustment Range	For Use With	Reference*	Unit LP [₹]
0.11...0.16 A	LC1K, LP1K, LP4K, LP2K, LC2K	LR2K0301	1490
0.16...0.23 A		LR2K0302	
0.23...0.36 A		LR2K0303	
0.36...0.54 A		LR2K0304	
0.54...0.8 A		LR2K0305	
0.8...1.2 A		LR2K0306	
1.2...1.8 A		LR2K0307	
1.8...2.6 A		LR2K0308	
2.6...3.7 A		LR2K0310	
3.7...5.5 A		LR2K0312	
5.5...8 A		LR2K0314	
8...11.5 A		LR2K0316	
10...14 A		LR2K0321	
12...16 A		LR2K0322	

\* **Note:** Terminal Block for Clip-on Mounting LA7K0064 Unit LP ₹ 565/-

For details on non standard references, technical parameters, accessories, compatibility, stockable and non stockable status please contact Customer Care

NORMAL STOCK ITEMS

W.E.F. July 01, 2017

# TeSys D and TeSys K S207: best-in-class contactors for railway applications

Designed to comply with  
railway EN45545 R22HL3 regulation

**Contactors dedicated to main or urban line trains,  
high speed trains, underground trains or trams:  
brake and air conditioning compressors, lighting,  
door control.**

- Complying with the main international railway standards
- Wide range coil: 0.7...1.25 Uc
- From -25°C to 70°C side by side mounted
- Lug ring terminals
- Compact and modular
- Robust

EN45545  
R22HL3  
standard



• TeSys D S207



• TeSys K S207





# TeSys D Green

## The Revolutionary Electronic Coil Contactor



3 frame sizes	9 to 18A	25 to 38A	40 to 80*A
	24 to 60V	48 to 130V	
4 coil ratings	110 to 250V		250 to 500V
	Universal AC/DC coil		
Low consumption offer 40-65A			

- Reliability - increase machine uptime
- Efficiency - increase energy efficiency
- Productivity - easier integration with automation architectures
- Flexibility - easier design and streamlining of stocks

## Control Relays - D model (AC & DC Control)



- Conformance to IEC, UL, CSA
- 5 inbuilt auxiliary contacts, in just 2 variants
- Available with AC (50/60Hz Dual frequency), DC & DC low consumption coil options
- High Operating ambient temperature upto 60 Deg C

No of Poles	AC Control Reference	Unit MRP [₹]	DC Control Reference <sup>(2)</sup>	Unit MRP [₹]	DC low consumption Reference <sup>(1) (2) (3)</sup>	Unit MRP [₹]
3NO+2NC	CAD32*	1130	CAD32**	1700	CAD32***	1980
5NO+0NC	CAD50*		CAD50**		CAD50***	

(1) Compatible with PLC outputs

(2) Wide range coil (0.7...1.25Uc), suppressor fitted as standard

(3) 2 pole auxiliary block can be mounted

## Power Contactors - D Model (3 Pole AC & DC Control)



- Conformance to IEC, UL, CSA
- Current Rating : 9A to 150 A
- Available with AC (50/60Hz Dual frequency), DC & DC low consumption coil options
- High Operating ambient temperature, no derating upto 60 Deg C
- Inbuilt 1 NO + 1 NC auxiliary contacts upto 150A
- High electrical and mechanical life
- Fuse-less Type 2 Coordination Charts available
- EverLink® terminal for 40,50 & 65A contactors
- Inbuilt surge suppressor in DC coil for 9-65A

[le] Rated Operational Current AC1	AC3 Duty (Long Life)			AC3 Duty (Normal Life)			Auxiliary Contacts	AC Control Reference	Unit MRP [₹]	DC Control Reference <sup>(1)</sup>	Unit MRP [₹]
	kW	hP	A	kW	hP	A					
25	4	5.5	9	5.5	7.5	12	1 NO + 1 NC	LC1D09* <input checked="" type="checkbox"/>	1120	LC1D09** <input checked="" type="checkbox"/>	1740
	5.5	7.5	12	9	12.5	18	1 NO + 1 NC	LC1D12* <input checked="" type="checkbox"/>	1260	LC1D12** <input checked="" type="checkbox"/>	1890
32	9	12.5	18	11	15	25	1 NO + 1 NC	LC1D18* <input checked="" type="checkbox"/>	1400	LC1D18** <input checked="" type="checkbox"/>	2420
40	11	15	25	15	20	32	1 NO + 1 NC	LC1D25* <input checked="" type="checkbox"/>	1780	LC1D25** <input checked="" type="checkbox"/>	3050
50	15	20	32	22	30	40	1 NO + 1 NC	LC1D32* <input checked="" type="checkbox"/>	3550	LC1D32** <input checked="" type="checkbox"/>	6480
	18.5	25	38	-	-	-	1 NO + 1 NC	LC1D38* <input checked="" type="checkbox"/>	5120	LC1D38** <input checked="" type="checkbox"/>	7380
60	22	30	40	-	-	-	1 NO + 1 NC	LC1D40A* <input checked="" type="checkbox"/>	5650	LC1D40A**	8325
80	25	35	50	-	-	-	1 NO + 1 NC	LC1D50A* <input checked="" type="checkbox"/>	6710	LC1D50A**	10440
80	37	50	65	-	-	-	1 NO + 1 NC	LC1D65A* <input checked="" type="checkbox"/>	9340	LC1D65A**	11880

[le] Rated Operational Current AC1	AC3 Duty (Long Life)			AC3 Duty (Normal Life)			Auxiliary Contacts	AC Control Reference	Unit LP [₹]	DC Control Reference <sup>(1)</sup>	Unit LP [₹]
	kW	hP	A	kW	hP	A					
125	45	60	80	55	75	105	1 NO + 1 NC	LC1D80* <input checked="" type="checkbox"/>	11700	LC1D80**	14355
	45	60	95	55	75	110	1 NO + 1 NC	LC1D95*	14400	LC1D95**	17200
250	59	80	115	-	-	-	1 NO + 1 NC	LC1D115*	17400	LC1D115*	18100
	80	110	150	-	-	-	1 NO + 1 NC	LC1D150* <input checked="" type="checkbox"/>	22800	LC1D150*	23200

\* Reference to be completed by adding coil voltage code

For details on non standard references, technical parameters, accessories, compatibility, stockable and non stockable status please contact Customer Care

NORMAL STOCK ITEMS

W.E.F. July 01, 2017

## Power Contactors - D Model (3 Pole DC Low Consumption)

[Ie] Rated Operational Current AC1	Motor Power (Long Life) AC3			Motor Power (Normal Life) AC3			Auxiliary Contacts	Reference	Unit MRP [₹]
	kW	hP	A	KW	hP	A			
25	4	5.5	9	5.5	7.5	12	1 NO + 1 NC	LC1D09**** <input checked="" type="checkbox"/>	2130
	5.5	7.5	12	9	12.5	18	1 NO + 1 NC	LC1D12**** <input checked="" type="checkbox"/>	2250
32	9	12.5	18	11	15	25	1 NO + 1 NC	LC1D18**** <input checked="" type="checkbox"/>	2790
40	11	15	25	15	20	32	1 NO + 1 NC	LC1D25**** <input checked="" type="checkbox"/>	4300
50	15	20	32	22	30	40	1 NO + 1 NC	LC1D32**** <input checked="" type="checkbox"/>	7180

\* Reference to be completed by adding coil voltage code

## Coil Voltage Code

Type	Voltage	24	48	72	110	220	415
AC*	CAD, LC1-D09...to D38, D40A to D150 50/60 Hz	B7	-	-	F7	M7	N7
DC**	CAD, LC1-D09...to D38, D40A, 50A, 65A, 80, 95, 115 & D150	BD	-	-	FD	MD	-
DC Low Consumption***	CAD	BL	-	-	FL	ML	-
DC Low Consumption****	LC1D09...D32	BL	EL	SL	-	-	-

For ordering contactors with other coil voltages & frequencies, please add ₹ 190/- to the unit Price of the Standard Contactor for the same rating.

## Tesys D Green Contactor, 3 Pole AC/DC Universal Coil



- Current Rating: 9-65A
- Universal AC/DC coil from 24 - 500V
- Special low consumption offer from 40-65A
- Fuse-less Type 2 coordination charts available

## The Revolutionary Electronic Coil Contactor

[Ie] Rated Operational Current AC1	AC3 Duty (Long Life)			AC3 Duty (Normal Life)			Auxiliary Contacts	Reference	Unit LP [₹]
	kW	hP	A	kW	hP	A			
25	4	5.5	9	5.5	7.5	12	1 NO + 1 NC	LC1D09*	2610
25	5.5	7.5	12	9	12.5	18	1 NO + 1 NC	LC1D12*	2790
32	9	12.5	18	11	15	25	1 NO + 1 NC	LC1D18*	3780
40	11	15	25	15	20	32	1 NO + 1 NC	LC1D25*	4410
50	15	20	32	22	30	40	1 NO + 1 NC	LC1D32*	8910
50	18.5	25	38	-	-	-	1 NO + 1 NC	LC1D38*	9900
60	22	30	40	-	-	-	1 NO + 1 NC	LC1D40A*	10700
80	25	35	50	-	-	-	1 NO + 1 NC	LC1D50A*	11500
80	37	50	65	-	-	-	1 NO + 1 NC	LC1D65A*	13500

TeSys D Green special low consumption coil									
[Ie] Rated Operational Current AC1	AC3 Duty (Long Life)			AC3 Duty (Normal Life)			Auxiliary Contacts	Reference	Unit LP [₹]
	kW	hP	A	kW	hP	A			
60	22	30	40	-	-	-	1 NO + 1NC	LC1D40A**	9405
80	25	35	50	-	-	-	1 NO + 1NC	LC1D50A**	11250
80	37	50	65	-	-	-	1 NO + 1NC	LC1D65A**	12825

## Coil Voltage Code

Type	Voltage	24-60VAC/DC	48-130VAC/DC	100-250VAC/DC	250-415VAC/250-500VDC
AC/DC*	LC1D09 - D38, LC1D40A - 65A	BNE	EHE	KUE	USE(1)
24V DC Low Consumption**	LC1D40A - 65A	BBE (24 V DC only)			

(1) Available From DEC. 2017

For details on non standard references, technical parameters, accessories, compatibility, stockable and non stockable status please contact Customer Care

NORMAL STOCK ITEMS

W.E.F. July 01, 2017

## Power Contactors - D Model (4 Pole AC & DC Control)



- Conformance to IEC, UL, CSA
- Current Rating : 20A to 250A, AC1 Rating
- Available with AC (50/60Hz Dual frequency), DC & DC low consumption (1) coil options
- High Operating ambient temperature, no derating upto 60° C
- Inbuilt 1NO+1NC auxiliary contact, upto 250A

[Ie] Rated Operational Current AC1	Poles Composition	AC control Reference	Unit MRP [₹]	DC control Reference	Unit MRP [₹]
20	4NO	-	-	LC1DT20**	1820
	2NO+2NC	-	-	LC1D098**	2175
25	4NO	-	-	LC1DT25**	2310
	2NO+2NC	-	-	LC1D128**	3055
32	4NO	-	-	LC1DT32**	2745
	2NO+2NC	-	-	LC1D188**	3645
40	4NO	-	-	LC1DT40**	4310
	2NO+2NC	-	-	LC1D258**	5670
60	4NO	-	-	LC1DT60A**	9055
	2NO+2NC	-	-	LP1D40008**	11290

[Ie] Rated Operational Current AC1	Poles Composition	AC control Reference	Unit LP [₹]	DC control Reference	Unit LP [₹]
80	4NO	-	-	LC1DT80A**	13510
	2NO+2NC	-	-	LP1D65008**	15260
125	4NO	-	-	LP1D80004**	16865
	2NO+2NC	-	-	LP1D80008**	19230
250	4NO	LC1D1150046**	22500	LC1D1150046*	24395

\* Reference to be completed by adding coil voltage code

### Coil Voltage Code

	VOLTAGE	24	110	220	415
LC1D115 50/60Hz		-	F7	M7	N7
DC**	LC1DT20...DT40, LC1-DT60A & DT80A & LC1D09...D80, D115 and LP1D650 -- LP1D800	BD	FD	MD	-

**Note:** Please contact CCC for 4 Pole Ac coil contactor details

For ordering contactors with other coil voltages & frequencies, please add ₹ 190/- to the unit price of the standard contactor of the same rating.

(1) For current rating and ref please contact Customer Care

## Capacitor Duty Contactors (AC Control)



- Conformance to IEC 60070 and 60831, CSA
- Special Contactors designed for switching of 3 Phase, single or multi step capacitor bank#
- Current limiting using block of early make poles and damping resistors
- Inbuilt auxiliary contacts

Nominal Reactive Power 440 V	Auxiliary Contacts	Reference	Unit MRP [₹]
<b>LC1-D•K - with Damping Resistors &amp; Block of Early Make poles</b>			
12.5 KVAR	1 NO + 2 NC	LC1DFK*	2450
16.7 KVAR	1 NO + 1 NC	LC1DGK11*C	3450
20 KVAR	1 NO + 2 NC	LC1DLK*	4000
25 KVAR	1 NO + 1 NC	LC1DMK11*C	4400
33.3 KVAR	1 NO + 2 NC	LC1DPK*C	9400
40 KVAR	1 NO + 2 NC	LC1DTK*C	13000
60 KVAR	1 NO + 2 NC	LC1DWK*C	14800

#Contactor recommended upto 6 steps. For over 6 steps it is recommended to use chokes

\* Reference to be completed by adding coil voltage code

### \* Coil Voltage Code

VOLTAGE	110	220
LC1DFK...DWK, 50/60Hz	F7	M7

**Note:** For ordering contactors with other coil voltages & frequencies, please add ₹ 190/- to the unit price of the standard contactor of the same rating.

For details on non standard references, technical parameters, accessories, compatibility, stockable and non stockable status please contact Customer Care

NORMAL STOCK ITEMS

W.E.F. July 01, 2017

## Accessories - For D Model Contactors

Description	For use with	Contacts	Reference	Unit LP [₹]	
<b>Add On Blocks</b>					
Additional instantaneous auxiliary contact blocks	LC1D09 ...LC1D150 & LC1F*	Front Mounted	1 NO+1NC	LADN11	320
			2 NO	LADN20	320
			2 NC	LADN02	365
			2 NO+2NC	LADN22	550
			4 NC	LADN04	610
			4 NO	LADN40	550
			1 NO+3NC	LADN13	550
	3 NO+1NC	LADN31	550		
	LC1D80..LC1D95 & LC1F	Front Mounted	1 NO	LADN10	195
			1 NC	LADN01	195

Description	Contacts	Reference	Unit LP [₹]	
<b>Add On Blocks</b>				
Additional instantaneous auxiliary contact blocks	Side Mounted <sup>(1)</sup>	1 NO+1NC	LAD8N11	895
		2 NO	LAD8N20	895
Pneumatic timer blocks front mounted	ON delay	1 NO+1NC 0.1..3s	LADT0	2210
		1 NO+1NC 0.1..30s	LADT2	2210
		1 NO+1NC 10..180s	LADT4	2210
		1 NO+1NC 1..30s <sup>(2)</sup>	LADS2 <input checked="" type="checkbox"/>	2360
		1 NO+1NC 0.1 ..3s	LADR0	2210
		1 NO+1NC 0.1 ..30s	LADR2 <input checked="" type="checkbox"/>	2210
	OFF delay	1 NO+1NC 10..180s	LADR4	2210
Set of shims to be used with 4 pole contactors			LAD9D511	865

(1) Suitable for mounting on D Model range AC Coil Contactors and Control Relays only

(2) With Switching time of 40 ms between opening of the NC contact and closing of the NO contact recommended for Star - Delta Starters

\*Suitable for 80A, 95A and Model F Contactors only

## Accessories compatibility

Contactors		Instantaneous auxiliary contacts					Time delay Front mounted	
Type	Number of poles and size	Side mounted	Front mounted					
			1 contact	2 contact	4 contacts			
AC	3P	LC1 D09...D38	1 on LH side	and -	1	or 1	or 1	
		LC1 D40A...D65A	1 on LH or 1 on RH side	and -	1	or 1	or 1	
		LC1 D80 and D95A (50/60 Hz)	1 on each side	or 2	and 1	or 1	or 1	
		LC1 D80 and D95A (50 or 60 Hz)	1 on each side	and 2	and 2	or 1	or 1	
		LC1 D115 and D150	1 on LH side	and -	1	or 1	or 1	
	4P	LC1 DT20...DT40	1 on LH side	and -	1	or 1	or 1	
		LC1 DT60A and DT80A	1 on LH or 1 on RH side	and -	1	or 1	or 1	
		LC1 D40008, D65008 and D80	1 on each side	or 1	or 1	or 1	or 1	
		LC1 D115	1 on each side	and 1	or 1	or 1	or 1	
DC	3P	LC1 D09...D38	-	-	1	or 1	or 1	
		LC1 D40A...D65A	-	-	1	or 1	or 1	
		LC1 D80 and D95	-	1	or 1	or 1	or 1	
		LC1 D115 and D150	1 on LH side	and -	1	or 1	or 1	
		LC1 DT20...DT40	-	-	1	or 1	or 1	
	4P	LC1 DT60A and DT80A	-	-	1	or 1	or 1	
		LC1 D40008, D65008 and D80	-	2	and 1	or 1	or 1	
		LC1 D115	1 on each side	-	and 1	or 1	or 1	
LC (3)	3P	LC1 D09...D38	-	-	1	-	-	
	4P	LC1 DT20...DT40	-	-	1	-	-	

(3) LC : Low consumption

For details on non standard references, technical parameters, accessories, compatibility, stockable and non stockable status please contact Customer Care

NORMAL STOCK ITEMS

W.E.F. July 01, 2017



Description	Time Delay Range	Timer Type	Reference	Unit LP [₹]
On delay timer <sup>(1) (2)</sup>	15...30 s	On delay	LA4DT2U	2665
On delay timer <sup>(1) (2)</sup>	0.1...2 s	On delay	LA4DT0U	
On delay timer <sup>(1) (2)</sup>	25...500 s	On delay	LA4DT4U	
Relay interface module - 24V DC <sup>(1) (2)</sup>	-	-	LA4DFB	2455

(1) For LC1 D09...38A (3P, AC coils only) add mounting adaptor LAD4BB = ₹ 595/- and for LC1 D40A...65A (3P, AC coils only), add mounting adaptor LAD4BB3 = ₹ 505/-.

(2) For LC1D80...150 (3P), direct mounting, for 100-250 V AC Coils only.

Mounting Location	For Use With Contactor	Reference	Unit LP [₹]
<b>For D Model Mechanical Latch Blocks</b>			
Front, Clip-on	LC1 D09...D38 (a or c) LC1 DT20...DT40 (a or c) LC1 D40A...D65A (3P a or c) LC1DT60A AND DT80A (4P a or c)	LAD6K10*	3205
	LC1 D80...D150 (3P a) LC1 D80 AND D115 (3 P c) LC1 D80 (4 P a) LC1 D80 AND D115 (4 P a) LP1 D80 AND LC1 D115 (4 P c)	LA6DK20*	3350

\* Reference to be completed by adding coil voltage code

Note: For ordering Mechanical Latch Block with other coil voltages, please add ₹ 190/- to the unit price of the standard reference

#### \*Coil Voltage Code

VOLTAGE (AC/DC)	24	42/48	110/127	220/240	380/415
Code	B	E	F	M	Q

## Spare coils D model

Product Compatibility	Reference	Unit LP [₹]
<b>AC Coils</b>		
CAD, LC1-D09...D38, DT20..40	LXD1*	820
LC1D40A, D50A, D65A & LC1DT60A, DT80A	LXD3*	2220
D80 & D95 (3P & 4P)	LX1D6*	2350
LC1-D115,D150	LX1D8*	4540
<b>DC Coils</b>		
LC1-D80-D95	LX4D7**	6990
LC1-D115, D150	LX4D8**	7685

**Note:** For ordering coils with other voltages and frequencies, please add ₹ 190/- to the unit price of the respective standard coil.

\* Reference to be completed by adding coil voltage code

#### Coil Voltage Code

TYPE	VOLTAGE (V)	24	110	220	415
AC*	CAD, LC1-D09...D38, DT20..40, LC1 - D150, LC1D40A, D50A, D65A & LC1DT60A, DT80A, LC1D150 LC1D80, D95, D115	B7	F7	M7	N7
DC*	LC1-D80-95, LC1-D115, D150	BD	FD	MD	

For details on non standard references, technical parameters, accessories, compatibility, stockable and non stockable status please contact Customer Care

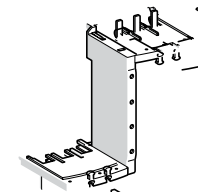
NORMAL STOCK ITEMS

W.E.F. July 01, 2017

Description	For use with	Reference	Unit LP [₹]
<b>Power connection accessories</b>			
Terminal block	For supply to one or more GV2 G busbar sets	GV1G09	1285
Set of 63 A busbars for parallelling of contactors	2 contactors LC1 D09...D18 or D25...D38	GV2G245	960
	4 contactors LC1 D09...D18 or D25...D38	GV2G445	1515
Set of 115 A busbars for parallelling of contactors	2 contactors LC1 D40A...D65A	GV3G264	1725
	3 contactors LC1 D40A...D65A	GV3G364 (1)	915
Set of S-shape busbars	For circuit breakers GV3P** & GV3L** and contactors LC1 D40A...D65A	GV3S	690

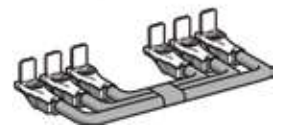
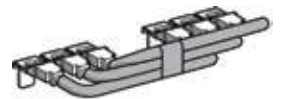


Description	For use with	Reference	Unit LP [₹]
<b>Mechanical interlock</b>	LC1 D09 to D38	LAD9V2	455
	LC1 D40A to D65A	LAD4CM	920
	LC1 D80 and D95 ( for AC control voltage) (2)	LA9D4002	2020
	LC1 D80 and D95 (for DC control voltage) (2)	LA9D8002	3040
	LC1 D115 and D150 (2)	LA9D11502	3080

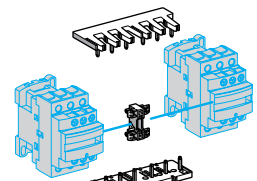


(1) With this set of busbars, any one contactor can be supplied directly by its EverLink® double cage power terminal block. The other two contactors are supplied by the busbar set. The 115 A limitation is therefore applied to these two contactors.  
 (2) With electrical interlock

Description	For use with	Reference	Unit LP [₹]
<b>Power Connection for Reversing</b>			
Kit Comprising :	LC1 D09 to D38	LAD9V5 + LAD9V6	380+470
1. a set of parallel bars	LC1 D40A to D65A	LA9D65A69	1970
2. a set of reverser bars.	LC1 D80 and D95 ( for AC control voltage)	LA9D8069	4230
	LC1 D80 and D95 (for DC control voltage)	LA9D8069	4230
	LC1 D115 and D150	LA9D11569	7050

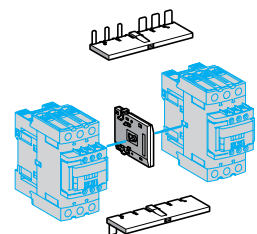


Description	For use with	Reference	Unit LP [₹]
<b>Reversing Kit</b>			
Kit Comprising :			
1. A mechanical interlock LAD 9V2 with electrical interlocking LAD 9V1	LC1 D09 to D38	LAD9R1V	940
2. A set of power connections LAD 9V5 (parallel) and LAD 9V6 (reversing).			
Kit Comprising :			
1. A mechanical interlock LAD 9V2 without electrical interlocking	LC1 D09 TO D38	LAD9R1	715
2. A set of power connections LAD 9V5 (parallel) and LAD 9V6 (reversing).			
Kit Comprising :			
1. a mechanical interlock LAD 4CM	LC1 D40A TO D65A	LAD9R3	2260
2. a set of power connections LA9 D65A69.			



LAD9R1

Description	For use with	Reference	Unit LP [₹]
<b>Star Delta Kit</b>			
Time delay contact block LAD S2 (LC1 D09...D80),	LC1 D09 and D12	LAD91217	3570
Power circuit connections (LC1 D09...D80),	LC1 D18 to D32	LAD93217	4600
Hardware required for fixing the contactors onto the mounting plate (LC1D80)	LC1 D40A AND D50A	LAD9SD3	9310
	LC1 D80	LA9D8017	10340



LAD9R3



For details on non standard references, technical parameters, accessories, compatibility, stockable and non stockable status please contact Customer Care

✓ NORMAL STOCK ITEMS

W.E.F. July 01, 2017

## Accessories for TeSys D

Description	For Use With	Reference	Unit LP [₹]
<b>For Contactor D115/150</b>			
Arc chamber - 3P	LC1D115	LA5D11550	3985
Arc chamber - 3P	LC1D150	LA5D15050	3985
Contacts set - 3P	LC1D115	LA5D1158031	10520
Contacts set - 3P	LC1D150	LA5D150803	10905
Contacts set - 4P	LC1D1150046	LA5D115804	14510

Product Compatibility	Fixing	Control Circuit Voltage	Suppressor Type	Reference	Unit LP [₹]
<b>Coil Suppressor Modules</b>					
LC1-D12...D25 (4P)	Clip-on	24...48 V AC	RC Circuit AC	LA4DA1E	810
LC1-D12...D25 (4P)		110...240 V AC	RC Circuit AC	LA4DA1U	810
LC1-D12 & D25 (4P)		12...250 V DC	Diode DC	LA4DC1U	810
LC1-D12...D25 (4P)		24...48 V AC/DC	Varistor AC/DC	LA4DE1E	810
-		110...250 V AC/DC	Varistor AC/DC	LA4DE1U	810
LC1D09...D38, LC2D09...D38, LC1DT20...DT40, LC2DT20...DT40 (3P)		24...48 V AC	Varistor AC/DC	LAD4VE	785
CAD		24...48 V AC 400 Hz	RC Circuit AC	LAD4RCE	785
		50...127 V AC 200 Hz	RC Circuit AC	LAD4RCG	705
		110...240 V AC 100 Hz	RC Circuit AC	LAD4RCU <input checked="" type="checkbox"/>	785
LC1D80, LC1D95, LC2D80, LC2D95 (3P) LC2D80 (4P), LC1D40008, LC1D65008		Screw	110...250 V AC	Varistor AC/DC	LAD4VU
LC1D80...D115, LC2D80...D115 (3P) LC1D80...D115, LC2D80...D115 (4P)	24...250 V DC		Diode DC	LA4DC3U	810
	24...48 V AC		Varistor AC/DC	LA4DE2E	775
	110...250 V AC		Varistor AC/DC	LA4DE2U	775
	24...48 V AC 400 Hz		RC Circuit AC	LA4DA2E	775
	50...127 V AC 200 Hz		RC Circuit AC	LA4DA2G	1230
	110...240 V AC 100 Hz		RC Circuit AC	LA4DA2U	810
	380...415 V AC 150 Hz		RC Circuit AC	LA4DA2N	1230
	24...48 V DC		Varistor AC/DC	LA4DE3E	810
	110...250 V DC		Varistor AC/DC	LA4DE3U	775

For details on non standard references, technical parameters, accessories, compatibility, stockable and non stockable status please contact Customer Care

NORMAL STOCK ITEMS

W.E.F. July 01, 2017

Modular marking system simplifies identification of standard contactors in the control panel to enhance visibility of the safety chain

## Simple, customisable modular marking system

### Standard TeSys D contactors

Easy-to-attach covers:



Flexibility to customise contactors included in the safety chain during panel building

Auxiliary blocks for more contact points:



Simpler and faster maintenance with 100% visibility



Safety covers and auxiliary blocks prevent screwdriver contact with poles

### Standard TeSys U motor starters

Translucent labels to identify safety-chain devices:



## Complete safety-chain identification system

### TeSys D range

Retrofit contactor safety covers



LAD9ET1S  
9A up to 65 A

LAD9ET3S  
80A to 95A



LAD9ET4S  
110A to 150A



LADN22S  
2NO + 2NC

Also available for CAD32/CAD50

### TeSys U range

Retrofit identification label



LU9ET1S

## Built in Safety

TeSys U motor starters are certified according to IEC 60947-4-1 for safety applications thanks to integrated mirror contact

Description	For Use with	Reference	Unit LP [₹]
Red cover (for safety chain indication)	LC1 D09...D65A and DT20...DT80A	LAD9ET1S	430
	LC1 D80 and D95	LAD9ET3S	
	LC1 D115 AND D150	LAD9ET4S	
Auxiliary Contact Block With red front face - for safety chain indication	2NO+2NC	LADN22S	610

For details on non standard references, technical parameters, accessories, compatibility, stockable and non stockable status please contact Customer Care

✓ NORMAL STOCK ITEMS

W.E.F. July 01, 2017

# Advanced motor protection for a wide range of applications

New TeSys LR9D electronic overload relays provide motor safety tailored to your needs



[schneider-electric.co.in/TeSys](https://schneider-electric.co.in/TeSys)

# TeSys LRD

## Thermal Overload Relays - D Model



- Conformance to IEC, UL, CSA
- Range : 0.1A to 104 A
- Higher operating temperature
- Tripping class 10A & 20A available
- Direct mounting on contactor is possible upto 95A

Thermal Protection Adjustment Range	For Use With	Reference*	Unit MRP [₹]
<b>LRD Model (Direct Mounting)</b>			
0.1...0.16 A		LRD01	1560
0.16...0.25 A		LRD02	
0.25...0.4 A		LRD03	
0.4...0.63 A		LRD04	
0.63...1 A		LRD05 ✓	
1...1.6 A	GV2L03, LE03, LC1D09...LC1D38	LRD06 ✓	
1.6...2.5 A		LRD07 ✓	
2.5...4 A		LRD08 ✓	
4...6 A		LRD10 ✓	
5.5...8 A		LRD12 ✓	
7...10 A		LRD14 ✓	
9...13 A		LRD16 ✓	
12...18 A		LRD21 ✓	1650
16...24 A	GV2L22, LC1D25...D38	LRD22 ✓	1650
23...32 A	LC1D25...LC1D38, LC1D32	LRD32 ✓	2800
30...38 A	LC1D32, LC1D38	LRD35	3100
23...32 A	LC1D40A...D65A	LRD332	
	LC1D80...LC1D95	LRD3353	
30...40 A	LC1D40A...D65A	LRD340	
30...40 A	LC1D80...LC1D95	LRD3355	
37...50 A	LC1D40A...D65A	LRD350 ✓	
	LC1D80...LC1D95	LRD3357	
48...65 A	LC1D40A...D65A	LRD365	
48...65 A	LC1D80...LC1D95	LRD3359	5050

Thermal Protection Adjustment Range	For Use With	Reference*	Unit LP [₹]
<b>LRD Model (Direct Mounting)</b>			
63...80 A	LC1D65...LC1D95	LRD3363	5725
80...104 A	LC1D80, LC1D95	LRD3365	7280

### Note:

- \*For LRD01...LRD35 - Terminal Block for clip-on Mounting LAD7B106 Unit LP: ₹ 530/-
- \*For LRD33\*\* - Terminal Block for clip-on Mounting LA7D3064 ✓ Unit LP: ₹ 1570/-
- For LRD332, LRD340, LRD350 & LRD365 - Connection block for separate mounting LAD96560 Unit LP: ₹ 1305/-
- The LRD relays can be used for AC or DC current up to 104 Amps
- For long starting, Class 20 relays are available on request.
- Device for remote tripping and electrical reset is available on request.

## Electronic Thermal Overload Relay - D Model



- Conformance to IEC, UL, CSA
- Range : 0.1A to 110A
- 5:1 Adjustment range
- High Operating Temperature
- Field selectable tripping class : 5, 10, 20 & 30
- Type 1 & type 2 Coordination chart available

Current Range	For Use With	Reference*	Unit MRP [₹]
0.1...0.5A		LR9D01	6760
0.4...2.0A	LC1D09 - 38A	LR9D02	7070
1.6...8.0A	Direct Mounting	LR9D08	7070
6.4...32A		LR9D32	8115
22...110A	Separate Mounting	LR9D110S	12400

Note: For LR9D01 to LR9D32 - Terminal Block for Clip on Mounting LAD7B205. **Unit LP ₹. 660**

## Electronic Over Current Relay



### Features :

- Over current, Under current,
- Phase loss, Phase reversal, Stall, Jam, Current imbalance
- Earth fault, Short circuit
- Definite & Inverse time characteristics
- Range : 0.5 A to 800A (1)
- Operating Voltage : 100-240VAC/DC 7 24VAC/DC
- Voltage & Power protection ( Optional)

(1) For higher rating please contact Customer Care Centre

Please contact Customer Care Centre for more details on EOCR

For details on non standard references, technical parameters, accessories, compatibility, stockable and non stockable status please contact Customer Care

✓ NORMAL STOCK ITEMS

W.E.F. July 01, 2017

# A perfect fit for power switching



## TeSys F 1250 to 2600 A

**Designed for demanding power switching applications. The complete, robust TeSys™ F range keeps pace with demanding AC1 applications in wind power, solar and more.**

- Optimised size for reduced panel space
- Proven reliability & high electrical durability
- Wide operating temperature range: up to 60°C
- Type 1 & 2 coordination with Masterpact™ ACB
- Shared accessories with entire TeSys F range
- Drawer-mounted coils allow easy maintenance

[le] Rated Operational Current AC1	Reference	Unit LP [₹]
1250	LC1F1250	Price upon Request
1700	LC1F1700	
2100	LC1F2100(1)	
2600	LC1F2600(2)	

- (1) With set of right-angled connectors LA9 F2100
- (2) with set of right-angled connectors LA9 F2600

For details on non standard references, technical parameters, accessories, compatibility, stockable and non stockable status please contact Customer Care

NORMAL STOCK ITEMS

W.E.F. July 01, 2017

## Power Contactors - F Model (3 Pole AC/DC Control)



- Conformity to International Standards – IEC, UL, CSA, CE
- High electrical life
- Type 2 Coordination Charts available
- Common accessories as Model D
- Rating : 115 - 2600 A, AC/DC Coils, special Hoisting application coils
- Shock Proof version and Magnetic latching contactor available

[le] Rated Operational Current AC1	Motor Power (Long Life) kW	Motor Power (Long Life) hP	AC3 A	Motor Power (Normal Life) kW	Motor Power (Normal Life) hP	AC3 A	Reference	Unit LP [₹]
200	59	80	115	80	110	150	LC1F115	15040
250	80	110	150	100	135	185	LC1F150	20680
275	100	135	185	110	150	205	LC1F185	24440
315	110	150	225	140	190	265	LC1F225	27260
350	140	190	265	160	220	300	LC1F265	31490
400	180	245	330	220	300	400	LC1F330	38070
500	220	300	400	250	340	450	LC1F400	43240
700	280	380	500	375	500	630	LC1F500	59220
1000	375	500	630	450	610	800	LC1F630	105980
1000	450	610	800				LC1F800	164500
1250	630	840	1000				LC1F1000	Price upon Request

**Note:**

- Contactor reference does not include coil. Contactor coil & aux. contacts to be ordered separately.(Coil includes 1 NO contact)
- Please select coils from below table separately.

## Power Contactors - F Model (2 Pole & 4 Pole AC/DC Control)



- Conformity to International Standards – IEC, UL, CSA
- 2 and 4 pole versions available
- 240-1600 Amps in AC-1 duty , AC/DC coils
- Common accessories same as Model D
- High electrical life

[le] Rated Operational Current AC1	Power Pole Composition	Reference	Unit LP [₹]
200 A	4 NO	LC1F1154	25515
250 A	4 NO	LC1F1504	31030
275 A	4 NO	LC1F1854	38695
315 A	4 NO	LC1F2254	45660
350 A	4 NO	LC1F2654	51005
400 A	4 NO	LC1F3304	60625
500 A	2 NO	LC1F4002	42975
500 A	4 NO	LC1F4004	71510
700 A	2 NO	LC1F5002	63240
700 A	4 NO	LC1F5004	104415
1000 A	2 NO	LC1F6302	102690
1000 A	4 NO	LC1F6304	151760
1600 A	4 NO	LC1F7804	323860

**Note:**

- Contactor reference does not include coil. Contactor coil & aux. contacts to be ordered separately.(Coil includes 1 NO contact)
- Power terminals may be protected by the addition of shrouds, to be ordered separately.

For details on non standard references, technical parameters, accessories, compatibility, stockable and non stockable status please contact Customer Care



## Coils F Model

Product compatibility	AC Coil Reference	Unit LP [₹]	DC Coil Reference <sup>(2)</sup>	Unit LP [₹]
LC1F115, LC1F150	LX1FF*	3100	LX4FF**	6960
LC1F185, LC1F225	LX1FG*	4320	LX4FG**	9210
LC1F265, LC1F330	LX1FH*	5400	LX4FH**	11280
LC1F400	LX1FJ*	11470	LX4FJ**	17860
LC1F500	LX1FK*	13630	LX4FK**	18520
LC1F630	LX1FL*	15230	LX4FL**	19180
LC1F780	LX1FX* (3)	36100	LX4FX** (3)	37915
LC1F800	(1)	-	LX4F8**	25850
LC1F1000, LC1F1700, LC1F2100	LX1FK*(3)	13630		-
LC1F2600	LX1FL*(3)	15230		-

Please replace ( \* ) with the Corresponding Control Voltage.

- (1) Use rectifier with required DC coil (Ref: DR5TE4U) LP ₹ 8505/-  
 (2) Coil with suppressor fitted as standard.  
 (3) Set of two coils to be connected in series.

## Coil Voltage Code

Type	Voltage (V)	24	110	220	415
AC*	LC1F115--F225, LC1F400-630	-	110	220	415
	LC1F265, LC1F330	-	1102	2202	3802
	LC1F1000	-	55	110	220
	LC1F1700, 2100, 2600	-	65	110	220
DC**	LC1F115--LC1F330	24	110	220	-
	LC1F400--LC1F780	-	110	220	
	LC1F800	-	FW	MW	

Note: For ordering coils with other voltages and frequencies, please add ₹ 190/- to the unit Price of the respective standard coil.

## Vacuum Contactors (3 Pole AC Control)

[Ie] Rated Operational Current		Motor Power		Auxiliary Contacts	Reference	Unit LP [₹]
AC1	AC3	kW	hP			
160 A	160 A	75	100	2 NO + 1 NC	LC1V160*	92390
320 A	320 A	160	213	1 NO + 1 NC	LC1V320*	124065
630 A	610 A	300	400	1 NO + 1 NC	LC1V610*	222530

### \* Coil Voltage Code

VOLTAGE	110-120	220-240	380-415	440-480	550-600
Code	FE7	P7	V7	R7	X7

**Note:** Accessories for Vacuum Contactors available on request, please contact our Sales Office.

## Accessories - D and F Model

Description	For use with	Contacts	Reference	Unit LP [₹]			
<b>Add On Blocks</b>							
Additional instantaneous auxiliary contact blocks	LC1D09 ...LC1D150 & LC1F	Front Mounted	1 NO+1NC	LADN11	320		
			2 NO	LADN20			
			2 NC	LADN02	365		
			2 NO+2NC	LADN22	550		
			4 NC	LADN04	610		
			4 NO	LADN40	550		
			1 NO+3NC	LADN13			
			3 NO+1NC	LADN31			
			LC1D80..LC1D95 & LC1F		1 NO	LADN10	195
			1 NC	LADN01			

Description	Contacts	Reference	Unit LP [₹]
<b>Add On Blocks</b>			
Additional instantaneous auxiliary contact blocks	1 NO+1NC	LAD8N11	895
	2 NO	LAD8N20	
Pneumatic timer blocks front mounted	1 NO+1NC 0.1..3s	LADT0	2210
	1 NO+1NC 0.1..30s	LADT2	
	1 NO+1NC 10..180s	LADT4	
	1 NO+1NC 1..30s <sup>(2)</sup>	LADS2 <input checked="" type="checkbox"/>	2360
	1 NO+1NC 0.1 ..3s	LADR0	2210
	1 NO+1NC 0.1 ..30s	LADR2 <input checked="" type="checkbox"/>	
	1 NO+1NC 10..180s	LADR4	

(1) Suitable for mounting on D Model range AC Coil Contactors and Control Relays only

(2) With Switching time of 40 ms between opening of the NC contact and closing of the NO contact recommended for Star - Delta Starters

\* Suitable for 80A, 95A & Model F contactors only

For Use With Contactor	Reference	Unit LP [₹]
<b>Mechanical Interlocks <sup>(1)</sup> - Horizontally Mounted</b>		
LC1F115, LC1F150, LC1F1154, LC1F1504	LA9FF970	2925
LC1F185, LC1F1854, LC1F225, LC1F2254	LA9FG970	3390
LC1F265, LC1F330, LC1F400, LC1F500, LC1F2654, LC1F3304, LC1F4004, LC1F5004	LA9FJ970	3800
LC1F630, LC1F6304, LC1F800	LA9FL970	4220

(1) For assembly of 3/4 pole 2 contactors of identical rating. To obtain electrical interlocking, please order 2 contact blocks LADN11

All power connections are to be made by the user.

### Main Contact Sets\*

LC1F115, LC1F150	LA5FF431 <input checked="" type="checkbox"/>	15555
LC1F185, LC1F225	LA5FG431	22485
LC1F265	LA5FH431	29615
LC1F330, LC1F400	LA5F400803	35910
LC1F500	LA5F500803	46200
LC1F630	LA5F630803	73480
LC1F800	LA5F800803	92270

\* For 3 Pole contactor (per pole: 2 fixed contacts and 1 moving contact, 2 deflectors, 1 backplate, fixing screws & washers.)

Description	For use with	110 V Reference	220 V Reference	Unit LP [₹]
<b>Suppressor Blocks</b>				
suppressor module clip on	All AC ratings	LA4FRCF	LA4FRCP	3945
suppressor bracket	For all LA4F	LA9D09981		405

For details on non standard references, technical parameters, accessories, compatibility, stockable and non stockable status please contact Customer Care

NORMAL STOCK ITEMS

W.E.F. July 01, 2017

## Coils F Model

Product compatibility	AC Coil Reference	Unit MRP [₹]	DC Coil Reference <sup>(2)</sup>	Unit LP [₹]
LC1F115, LC1F150	LX1FF*	3100	LX4FF**	6960
LC1F185, LC1F225	LX1FG*	4320	LX4FG**	9210
LC1F265, LC1F330	LX1FH*	5400	LX4FH**	11280
LC1F400	LX1FJ*	11470	LX4FJ**	17860
LC1F500	LX1FK*	13630	LX4FK**	18520
LC1F630	LX1FL*	15230	LX4FL**	19180
LC1F780	LX1FX* (3)	36100	LX4FX** (3)	37915
LC1F800	(1)	-	LX4F8**	25850
LC1F1000, LC1F1700, LC1F2100	LX1FK*(3)	13630		
LC1F2600	LX1FL*(3)	15230		

### Coil Voltage Code

Type	Voltage (V)	24	110	220	415
AC*	LC1F115--F225, LC1F400 -- 780	-	110	220	415
	LC1F265, LC1F330		1102	2202	3802
DC**	LC1F115--F330	024	110	220	-
	LC1F400--F780	-	110	220	
	LC1F800	-	FW	MW	

Please replace (\*) with the Corresponding Control Voltage.

- (1) Use rectifier with required DC coil (Ref: DR5TE4U) LP ₹ 8505/-
- (2) Coil with suppressor fitted as standard.
- (3) Set of two coils to be connected in series.

**Note:** For ordering coils with other voltages and frequencies, please add ₹ 190/- to the unit price of the respective standard coil.

Product compatibility	110V Reference	220/230V Reference	415/440V Reference	Unit LP [₹]
<b>Hoisting Applications - AC Coils</b>				
LC1F265, LC1F330	LX9FH1102	LX9FH2202	-	15445
LC1F400	LX9FJ925	LX9FJ931	LX9FJ937	19075
LC1F500	LX9FK925	LX9FK931	LX9FK937	On request
LC1F630	LX9FL924	LX9FL931	LX9FL936	23435

**Note:** Rectifier is a must with the coil. Ref no. DR5TE4U for 110..230V & DR5TE4S\* for 415..440V, LP ₹ 8505/- needs to be added extra with coil.

Product compatibility	48V Reference	110V Reference	220V Reference	440/460 V Reference	Unit LP [₹]
<b>Hoisting Applications - DC Coils</b>					
LC1F400	LX9FJ918	LX9FJ926	LX9FJ932	LX9FJ938	22830
LC1F500	LX9FK918	LX9FK926	LX9FK932	LX9FK938	24420
LC1F630	LX9FL918	LX9FL926	LX9FL931	LX9FL937	24550

**Note:**

- Resistor is a must with every coil as per the quantity mentioned.
- **Economy Resistor to be selected from below table as per coil voltage code**

Contactor	110 V Reference	220 V Reference	440/460 V Reference	Unit LP [₹]
-----------	-----------------	-----------------	---------------------	-------------

### Economy Resistor

- To be used with hoisting application DC coil

LC1F400	1 x DR2SC0047	1 x DR2SC1200	1 x DR2SC4700	2935
LC1F500	1 x DR2SC0039	1 x DR2SC1000	1 x DR2SC3300	2935
LC1F630	2 x DR2SC0047	2 x DR2SC0047	2 x DR2SC3900	2935

## Electronic Overload Relays



- Conformity to International Standards – IEC, UL, CSA
- Direct mounting on contactors is possible upto 630A
- Higher operating temperature
- Tripping class 10

Thermal Protection Adjustment Range	Reference	Unit LP [₹]
-------------------------------------	-----------	-------------

### LR9-F Electronic Protection Relays

90...150 A	LR9F5369	8350
132...220 A	LR9F5371	11610
200...330 A	LR9F7375	10300
300...500 A	LR9F7379	13400
380...630 A	LR9F7381	14300

## Accessories

Description	For Use With	Relay Type	Reference	Unit LP [₹]
-------------	--------------	------------	-----------	-------------

### For LR9 - F Relay

Mounting plate LA7F	LR9-F5369, LR9-F5371	LA7F901	2755
	LR9-F7375, LR9-F7379, LR9-F7381	LA7F902	3710

### Connection Accessories

LA7F busbar	LC1F115	LR9-F5369	LA7F401	1860
	LC1F225/265	LR9-F5371	LA7F403	2680
	LC1F225-400	LR9-F7375, LR9-F7379, LR9-F7381	LA7F404	2865
	LC1F500	LR9F7381	LA7F405	3390
	LC1F630/800	LR9-F7381	LA7F406	3620

For details on non standard references, technical parameters, accessories, compatibility, stockable and non stockable status please contact Customer Care

✓ NORMAL STOCK ITEMS

W.E.F. July 01, 2017

# Lineryg

Lineryg is tailored for your flexible panel needs (changes right up to the last minute)

Because Lineryg is:

Flexible



Safer



Reliable



**Lineryg BZ**  
Power Busbars

- > Quick connection plates for Compact and TeSys offers
- > Multi-standard offering up to 630 A

**Lineryg HK**  
"Hot Plug" Distribution

- > Panel easily upgradeable
- > Reliable "hot plug" modification or upgrade
- > Multi-standard system of up to 160 A

**Lineryg FT**  
Device Feeders

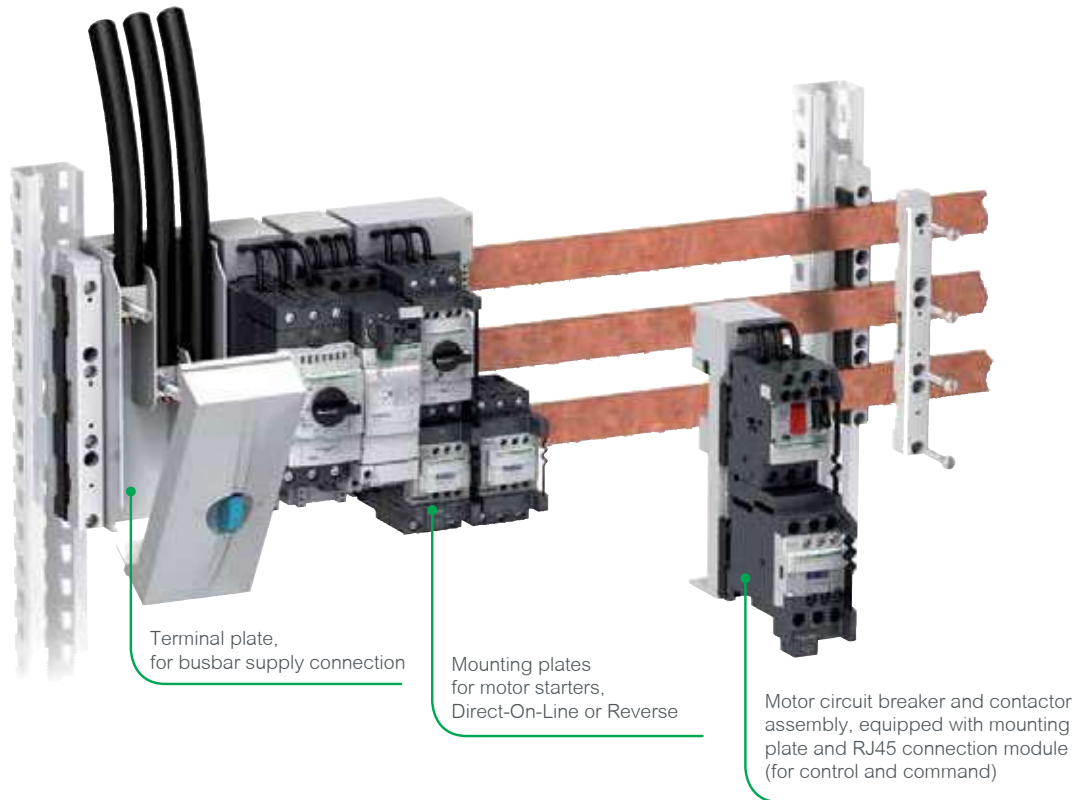
- > Optimised productivity and efficiency of your control panel
- > Easy to install
- > High reliability

- > Quick Installation
- > Multi Standard Offer
- > Intuitive Solution

# Linergy BZ

Linergy BZ, Multistandard power busbar system,  
Application: power distribution to motor starters

In control switchboards, when space saving, quick mounting and replacement are required



## Advantages

- Considerable space saving: components are directly mounted on the busbar
- Large choice of mounting plates (for GV2, GV3 motor circuit breakers and assemblies, GV7, TeSys U)
- Quick connection, disconnection (power off): clip-on mounting plates
- Vibration resistant busbar connections: no periodical re-tightening required

### Detailed view: back face of a motor starter mounting plate


- A reliable electrical contact is ensured by copper blades
- The blue part locks the mounting plate on the busbar, compatibility is provided with standard profiles:
  - v Height 12, 15, 20, 25 or 30 mm,
  - v Width 5 or 10 mm



# Lineryg HK

Lineryg HK, Multistandard hot-plug busbar system,  
Application: electrical distribution to motor starters

When compactness and continuity of service are required



## Advantages

- Space saving in compact enclosures: the total volume is reduced to that of the motor starter assemblies
- Preserved continuity of service during modification and maintenance: live connection, disconnection (off load)
- Wide adaptability: 6 busbar lengths from 344 to 1100 mm, 12 models of sockets, 23 mounting plates for motor starters up to 25 or 50 A

### Detailed view: mounting plate back face

- Thanks to the plug and its pre-cabled wires the motor starter is safely assembled in the workshop, for immediate or later use.
- A piece of DIN profile rail is attached on the front face of the mounting plate for fastening the components.
- The metal mounting plate ensures a rigid and robust fastening on the omega rail.



For details on non standard references, technical parameters, accessories, compatibility, stockable and non stockable status please contact Customer Care

# TeSys M PCB

## Motor Circuit Breakers



- Conformance to IEC 60947 -1,-2,-4
- Thermal magnetic circuit breakers range from 0.1-220 Amps
- High Breaking capacity up to 100 kA
- Conformity to International Standards - UL, CSA, CE
- Wide range of accessories
- S-shaped busbar for side-by-side connection with 40 - 65A Contactor

Breaking Capacity at 415 V 50 Hz	Motor Power AC3**		Thermal Protection Adjustment Range	Reference	Unit MRP [₹]
	kW	hP			

### GV2-M Model Thermal Magnetic - With Push button Control (Economy)

Breaking Capacity at 415 V 50 Hz	Motor Power AC3**		Thermal Protection Adjustment Range	Reference	Unit MRP [₹]
	kW	hP			
100 kA	-	-	0.1 - 0.16	GV2ME01	2890
	0.06	-	0.16 - 0.25	GV2ME02	
	0.09	-	0.25 - 0.40	GV2ME03	
	0.18	-	0.40 - 0.63	GV2ME04	3340
	0.37	0.5	0.63 - 1.0	GV2ME05	
	0.55	0.75	1.0 - 1.6	GV2ME06	3390
	0.75	1	1.6 - 2.5	GV2ME07	
	1.1	2	2.5 - 4	GV2ME08	
15 kA (1)	2.2	3	4 - 6.3	GV2ME10	3480
	3	5.5	6 - 10	GV2ME14	
	5.5	7.5	9 - 14	GV2ME16	3980
	7.5	10	13 - 18	GV2ME20	
	9	12.5	17 - 23	GV2ME21	4520
	11	15	20 - 25	GV2ME22	
	10 kA (1)	15	20	24 - 32	GV2ME32

Breaking Capacity at 415 V 50 Hz	Motor Power AC3**		Thermal Protection Adjustment Range	Reference	Unit LP [₹]
	kW	hP			

### GV2-P Model Thermal Magnetic - With Rotary Handle Control

Breaking Capacity at 415 V 50 Hz	Motor Power AC3**		Thermal Protection Adjustment Range	Reference	Unit LP [₹]
	kW	hP			
100 kA	-	-	0.1 - 0.16	GV2P01	3380
	0.06	-	0.16 - 0.25	GV2P02	
	0.09	-	0.25 - 0.40	GV2P03	
	0.18	-	0.40 - 0.63	GV2P04	3800
	0.37	0.5	0.63 - 1.0	GV2P05	
	0.55	0.75	1.0 - 1.6	GV2P06	3940
	0.75	1.0	1.6 - 2.5	GV2P07	
	1.1	2	2.5 - 4	GV2P08	
	2.2	3	4 - 6.3	GV2P10	4230
	3	5.5	6 - 10	GV2P14	
50 kA (2)	5.5	7.5	9 - 14	GV2P16	4980
	7.5	10	13 - 18	GV2P20	
	9	12.5	17 - 23	GV2P21	5870
11	15	20 - 25	GV2P22		
35 kA (2)	15	20	24 - 32	GV2P32	9960

### GV3-P Range Thermal Magnetic - With Rotary Handle Control

Breaking Capacity at 415 V 50 Hz	Motor Power AC3**	Thermal Protection Adjustment Range	Reference	Unit LP [₹]
50 kA	18.5	30...40 A	GV3P40	11700
	22	37...50 A	GV3P50	14100
	30	48...65 A	GV3P65	15040

Breaking Capacity at 415 V 50 Hz	Motor Power AC3**		Thermal Protection Adjustment Range	Reference	Unit LP [₹]
	kW	hP			

### GV3-M Range Thermal Magnetic - Pushbutton Control

15 kA	37	-	56...80 A	GV3ME80	13785
-------	----	---	-----------	---------	-------

\*\* 50/60Hz - 415 V

(1) With GV1-L3 current limiter, breaking capacity can be increased to 100 kA. Combination of the GV2-M with the D Model provides Type 2 coordination.

(2) With GV1-L3 current limiter, breaking capacity can be increased to 100 kA. Combination of the GV2-P with the D Model provides Type 2 coordination.

For details on non standard references, technical parameters, accessories, compatibility, stockable and non stockable status please contact Customer Care

✓ NORMAL STOCK ITEMS

W.E.F. July 01, 2017

## Motor Circuit Breakers



- Conformance to IEC 60947 -1,-2,-4
- Magnetic circuit breakers range from 0.1-80A Amps
- High Breaking capacity up to 100kA
- Wide range of accessories

Breaking Capacity at 415 V 50 Hz	Motor Power AC3**		Magnetic Protection Rating (A)	Reference	Unit LP [₹]
	kW	hP			

### GV2-LE Model Magnetic - With Rocker Lever Control (Economy) \*

Breaking Capacity at 415 V 50 Hz	Motor Power AC3**		Magnetic Protection Rating (A)	Reference	Unit LP [₹]
	kW	hP			
100 kA	0.09	-	0.4	GV2LE03	3095
	0.18	-	0.63	GV2LE04	
	0.37	0.5	1	GV2LE05	
	0.55	-	1.6	GV2LE06	3545
	1.1	1.5	2.5	GV2LE07	
	1.5	2	4	GV2LE08	6090
	2.2	3	6.3	GV2LE10	
	3	5.5	10	GV2LE14	
15 kA	5.5	7.5	14	GV2LE16	3545
	7.5	10	18	GV2LE20	
10 kA	11	15	25	GV2LE22	6090
	15	20	32	GV2LE32	

### GV2-L Model Magnetic - With Rotary Handle Control \*

Breaking Capacity at 415 V 50 Hz	Motor Power AC3**		Magnetic Protection Rating (A)	Reference	Unit LP [₹]	
	kW	hP				
100 kA	0.09	-	0.4	GV2L03	3850	
	0.18	-	0.63	GV2L04		
	0.37	0.5	1	GV2L05		
	0.55	-	1.6	GV2L06	3850	
	1.1	1.5	2.5	GV2L07		
	1.1	2	4	GV2L08	3850	
	2.2	3	6.3	GV2L10		
	4	5.5	10	GV2L14		
	50 kA	5.5	7.5	14	GV2L16	3850
		7.5	10	18	GV2L20	
11		15	25	GV2L22		

### GV3-L Range Magnetic - With Rotary Handle Control

Breaking Capacity at 415 V 50 Hz	Motor Power AC3**	Thermal Protection Adjustment Range	Reference	Unit LP [₹]
50 kA	18.5	30...40 A	GV3L40	9845
	22	37...50 A	GV3L50	10060
	30	48...65 A	GV3L65	10400

\* Conforming to IEC 60947-2-3-4

\*\* 50/60Hz - 415 V

• GV2-L with the D Model contactor and LRD overload relay provides Type 2 Coordination

Breaking Capacity at 415 V 50 Hz	Motor Power AC3**		Thermal Protection Adjustment Range	Reference	Unit LP [₹]
	kW	hP			

### GV7-R Range Thermal Magnetic (220A, AC3)

Breaking Capacity at 415 V 50 Hz	Motor Power AC3**		Thermal Protection Adjustment Range	Reference	Unit LP [₹]
	kW	hP			
36 kA	45	60 - 100	GV7RE100	21480	
	75	90 - 150	GV7RE150	29490	
35 kA	110	132 - 220	GV7RE220	36250	
	18.5	25 - 40	GV7RS40	23240	
70 kA	22	30 - 50	GV7RS50	23240	
	37	48 - 80	GV7RS80	24865	
	45	60 - 100	GV7RS100	24865	
	75	90 - 150	GV7RS150	33415	
	110	132 - 220	GV7RS220	40970	

\* Conforming to IEC 60947-2 for Type 2 coordination

\*\* 50/60Hz - 415 V.

## Accessories for Motor Circuit Breakers

Description	Reference	Unit LP [₹]	
<b>For GV2</b>			
Front contact NO or NC <sup>(1)</sup>	GVAE1	640	
Front contact NO + NC	GVAE11 <input checked="" type="checkbox"/>	785	
	GVAE20	865	
Side contact NO + NC	GVAN11 <input checked="" type="checkbox"/>	950	
	GVAN20	950	
Fault signalling contact +1 NO contact <sup>(2)</sup>	GVAD1010 <input checked="" type="checkbox"/>	1230	
Fault signalling contact +1 NC contact <sup>(2)</sup>	GVAD1001	1230	
Short circuit signalling contact block 1 C/O	GVAM11	1175	
Undervoltage trip :	110 ... 115V 50Hz	GVAU115	2185
	220 ... 240V 50Hz	GVAU225	2265
	380 ... 400V 50Hz	GVAU385	2265
Shunt trip :	110 ... 115V 50Hz	GVAS115	2265
	220 ... 240V 50Hz	GVAS225	2265
380 ... 400V 50Hz	GVAS385	2265	
Additive limiter for increasing breaking capacity to 100kA for GV2ME and GV2P.	GV1L3	3650	
Connection block - GV2 with contactor LC1-D09..D38	GV2AF3	440	
Connection block - LS1 D32 or GV2 with contactor LC1-K or LP1-K	GV2AF01	470	
Empty enclosure for GV2ME - plastic	GV2MP02	1635	
	GV2MC02	1795	

(1) Choice of NC or NO contact operation depending on which way round the reversible block is mounted.

(2) The GV-AD is always mounted next to the circuit breaker.

## Busbars

Connection Pitch	No. of Tapoff Points	Reference	Unit LP [₹]
<b>For GV2 Breakers</b>			
45 mm	2	GV2G245	960
	4	GV2G445	1515
	2	GV2G254	1125
54 mm	3	GV2G354	1275
	4	GV2G454	1600
	5	GV2G554	1725
72 mm	2	GV2G272	1355
	4	GV2G472	1945

Description	Reference	Unit LP [₹]
<b>Accessories for Busbars</b>		
Terminal block - to supply one or more 3-pole busbar GV2	GV2G05	2440
Protective end covers for unused busbar outlets	GV1G10	425
Terminal block for connection from top	GV1G09	1285

## Accessories for Motor Circuit Breakers

Description	Reference	Unit LP [₹]
<b>For GV3-M</b>		
Auxiliary contact - 1 NO + 1 NC early-break	GV3A01	1035
Auxiliary contact - 2 NO early-break	GV3A02	
Under voltage release - 110 V AC 50Hz	GV3B11	3415
Under voltage release - 220 V AC 50Hz	GV3B22	
Under voltage release - 380 V AC 50Hz	GV3B38	
Shunt release - 110 V AC 50Hz	GV3D11	3415
Shunt release - 220 V AC 50Hz	GV3D22	
Shunt release - 380 V AC 50Hz	GV3D38	

## Accessories for Motor Circuit Breakers

Description	Reference	Unit LP [₹]
<b>For GV2-P/GV2-L</b>		
External operator - IP54, Black	GV2APN01 <input checked="" type="checkbox"/>	2270
External operator - IP54, Yellow/Red	GV2APN02	4185
Visible isolation block - for motor circuit breaker GV2	GV2AK00	1900
<b>For GV3P/GV3L</b>		
<b>Auxiliary Contacts</b>		
Front contact: 1 NO (fault) + 1 NC (Auxiliary)	GVAED011	815
Front contact: 1 NO (fault) + 1 NO (Auxiliary)	GVAED101	900
<b>Busbar</b>		
3-pole, 3 tap, 64 mm pitch	GV3G364	915
S-shape bus bar	GV3S	690
<b>External Operator</b>		
IP54, Black	GV3APN01	2705
IP54, Yellow/Red	GV3APN02	2605

**Note:** All other accessories are same as of GV2

Description	Operating Voltage	Reference	Unit LP [₹]
<b>For GV7</b>			
Accessory for direct rotary handle mount on door <sup>(2)</sup>	-	GV7AP05	1495
Auxiliary contact - 1 OC	-	GV7AE11 <input checked="" type="checkbox"/>	1460
Clip-on connector - upto 150 A - 1.5..95 mm <sup>2</sup>	-	GV7AC021	595
Clip-on connector- upto 220 A - 1.5..185 mm <sup>2</sup>	-	GV7AC022	565
Fault discrimination Device	24...72V DC/ 24...48V AC	GV7AD111	4305
	110 ... 240V AC/ DC	GV7AD112	4305
Front rotary handle	-	GV7AP03	2525
GV7AP GV7R - black handle <sup>(2)</sup>	-	GV7AP01	4405
Padlocking device - 1..3 padlocks Ø 5.8mm shank <sup>(3)</sup>	-	GV7V01	695
Phase barriers	-	GV7AC04	765
Terminal shields IP405 <sup>(1)</sup>	-	GV7AC01	1555

<b>For GV7</b>			
Shunt release	110...130 V AC 50/60 Hz	GV7AS107	3345
	200...240 V AC 50/60 Hz	GV7AS207	3345
	380...440 V AC 50/60 Hz	GV7AS387	3220
Under Voltage release	110...130 V AC 50/60 Hz	GV7AU107	3450
	200...240 V AC 50/60 Hz	GV7AU207	3450
	380...440 V AC 50/60 Hz	GV7AU387	3450
3-pole spreader - for Motor circuit breaker GV7 45 mm pitch	-	GV7AC03	1000

(1) Terminal shields cannot be used together with spreaders.

(2) For mounting direct rotary handle on enclosure door. This accessory makes it possible to open the door if the device is closed and prevents the device from being closed if the door is open.

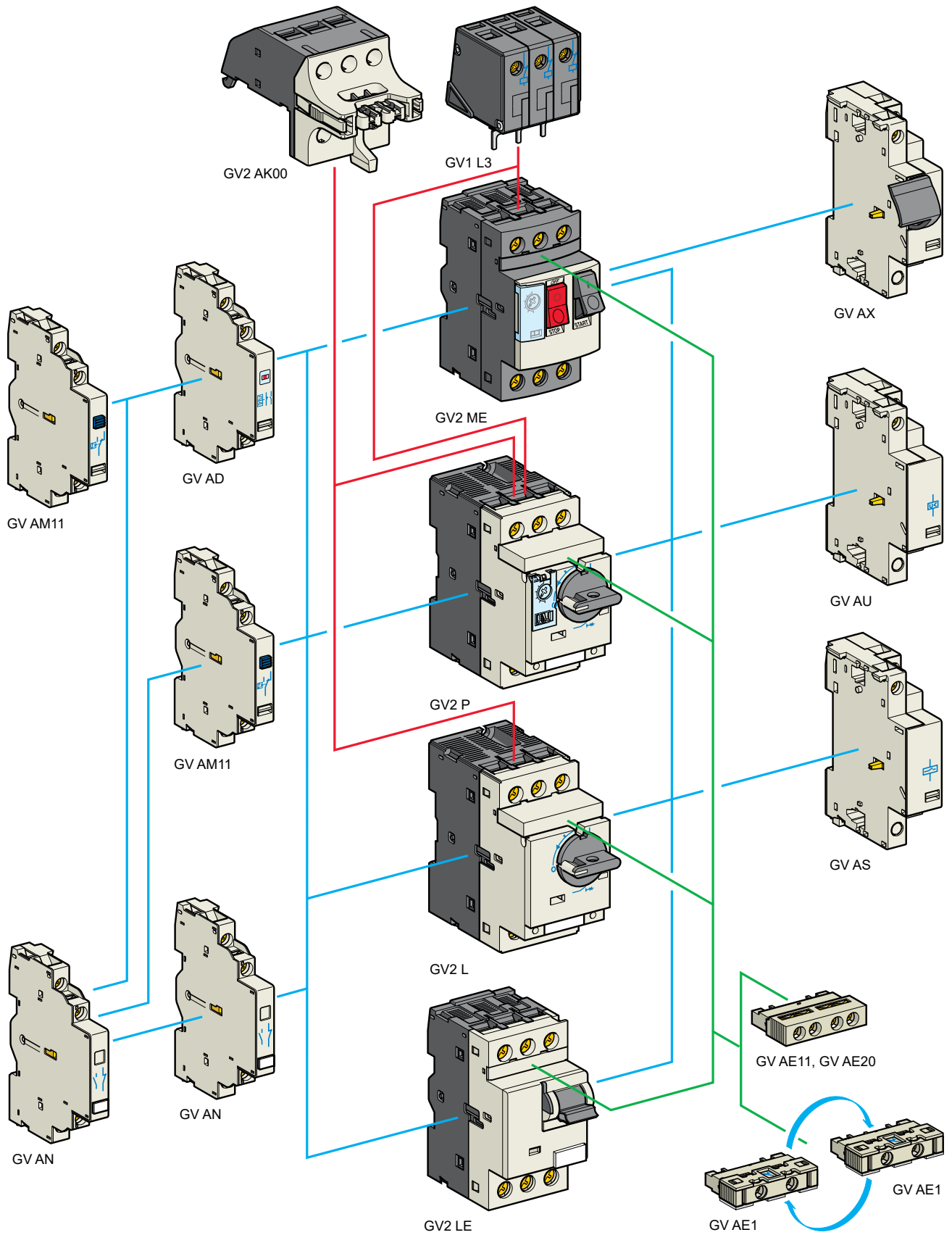
(3) For Circuit breaker not fitted with a rotary handle

For details on non standard references, technical parameters, accessories, compatibility, stockable and non stockable status please contact Customer Care

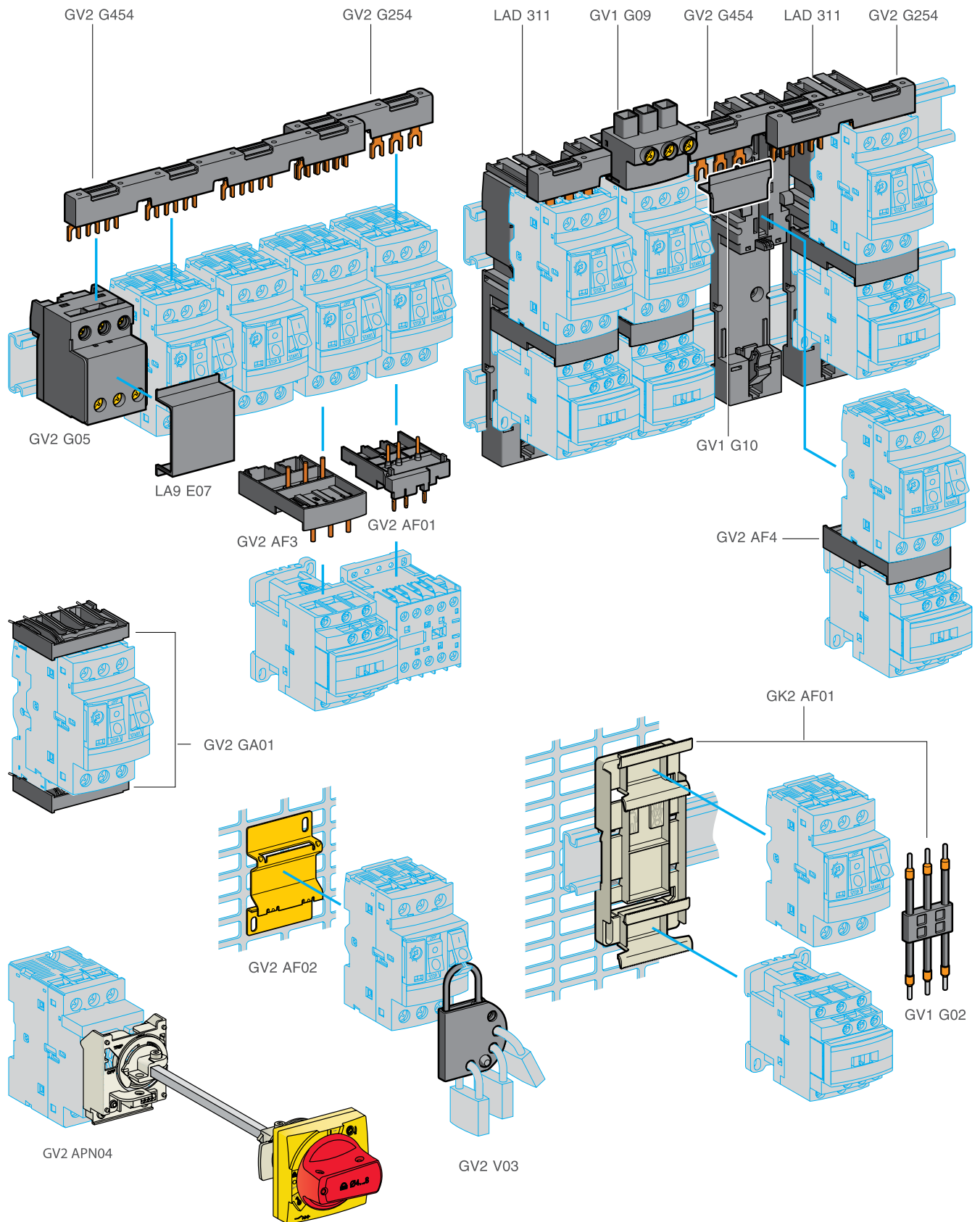
NORMAL STOCK ITEMS

W.E.F. July 01, 2017

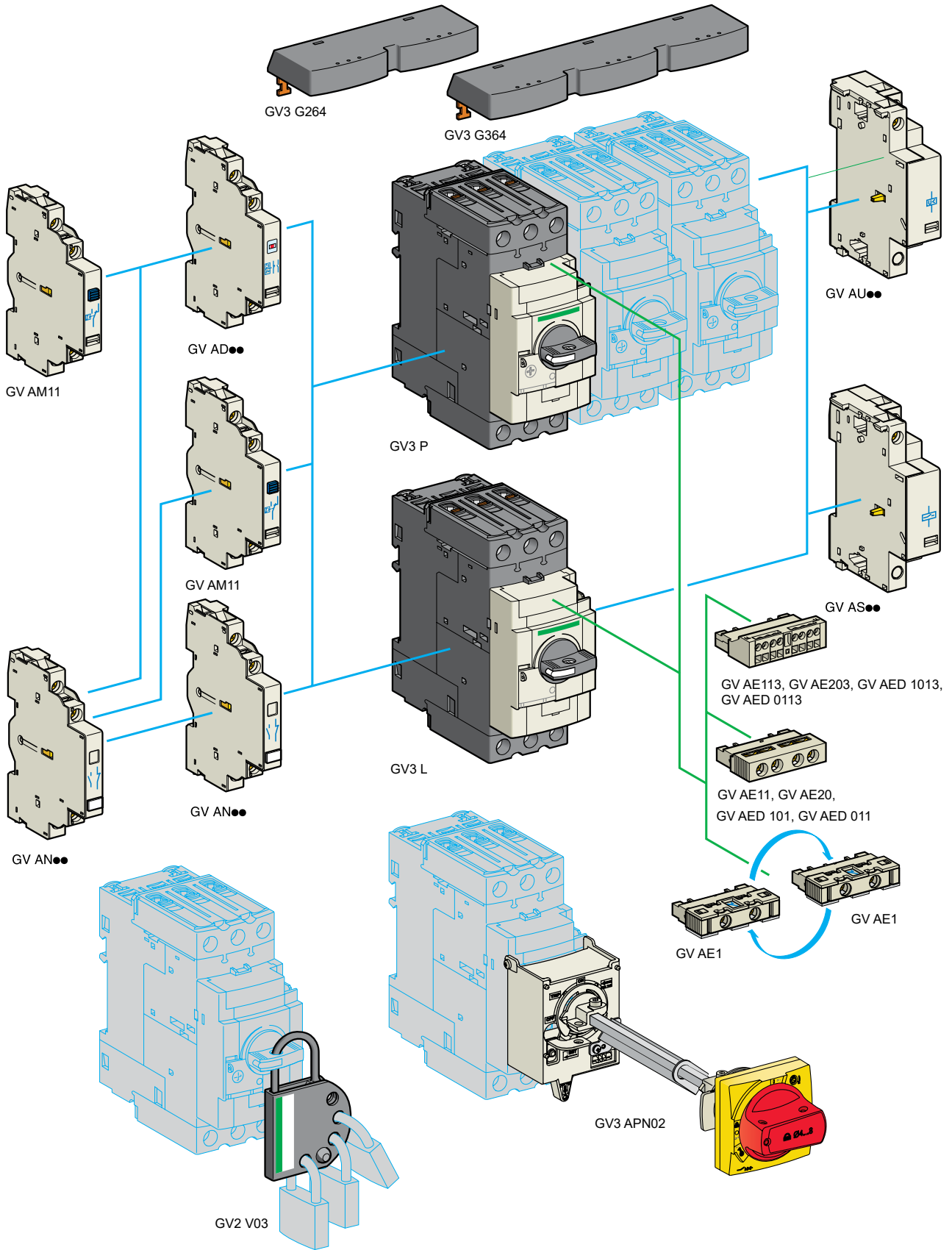




For details on non standard references, technical parameters, accessories, compatibility, stockable and non stockable status please contact Customer Care



For details on non standard references, technical parameters, accessories, compatibility, stockable and non stockable status please contact Customer Care



For details on non standard references, technical parameters, accessories, compatibility, stockable and non stockable status please contact Customer Care

## Vario Switch Disconnectors

[I <sub>th</sub> ] Conventional Thermal Current**	Poles Description	Rated Operational Power (AC 23)*	Reference	Unit LP [₹]
---	-------------------	----------------------------------	-----------	-------------

### Complete Enclosed Switches

#### • Range 12 to 175 A, IP 65 Sealable and Lockable

10 A	3P	4 kW	VCF02GE	2225
16 A	3P	5.5 kW	VCF01GE	2425
20 A	3P	7.5 kW	VCF0GE	2945
25 A	3P	11 kW	VCF1GE	3165
32 A	3P	15 kW	VCF2GE	3705
50 A	3P	22 kW	VCF3GE	5735
63 A	3P	30 kW	VCF4GE	6715

\* Rated Power at 415 V

\*\* I<sub>th</sub> in enclosure

For Switch Type (Amps)	Mounting Arrangement	Ingress	Reference	Unit LP [₹]
------------------------	----------------------	---------	-----------	-------------

### Operators (Padlockable)

12 - 40 A	4 Screw Fixing	IP65	KCF1PZ	480
63 - 80 A	4 Screw Fixing	IP65	KCF2PZ	510
125 - 175 A	4 Screw Fixing	IP40	KCF3PZ	2105

## Vario Switch Disconnectors

[I <sub>th</sub> ] Conventional Thermal Current	Poles Description	Reference	Unit LP [₹]
---	-------------------	-----------	-------------

### Complete Switch with Padlockable Operator

#### • Suitable for Front Mounting or Base Mounting

12 A	3P	VCF02	1400
20 A	3P	VCF01	1520
25 A	3P	VCF0	1780
32 A	3P	VCF1	1860
40 A	3P	VCF2	2310
63 A	3P	VCF3	3620
80 A	3P	VCF4	3915
125 A	3P	VCF5	8985
175 A	3P	VCF6	10895

### Switch Bodies

12 A	V02	905
20 A	V01	1050
25 A	V0	1255
32 A	V1	1515
40 A	V2	1860
63 A	V3	2600
80 A	V4	3415
125 A	V5	6930
175 A	V6	8840

## Accessories

Description	For Use with Switch Bodies	Rating Pole	Pole Composition	Earth Contact	Auxiliary Contacts	Reference	Unit LP [₹]
-------------	----------------------------	-------------	------------------	---------------	--------------------	-----------	-------------

### Vario Add-on Modules <sup>(1)</sup>

Main Pole Module	V02/VCF02	12 A	1P	-	-	VZ02	645
	V01/VCF01	20 A	1P	-	-	VZ01	665
	V0/VCF0	25 A	1P	-	-	VZ0	700
	V1/VCF1	32 A	1P	-	-	VZ1	690
	V2/VCF2	40 A	1P	-	-	VZ2	740
	V3/VCF3	63 A	1P	-	-	VZ3	955
	V4/VCF4	80 A	1P	-	-	VZ4	955
Neutral Pole Module <sup>(2)</sup>	V02 / VCF02 to V2 / VCF2	-	1N	-	-	VZ11	790
	V3 / VCF3 to V4 / VCF4	-	1N	-	-	VZ12	1060
	V5 / VCF5 to V6 / VCF6	-	1N	-	-	VZ13	2195
Earthing Module	V02 / VCF02 to V2 / VCF20	-	-	-	-	VZ14	775
	V3 / VCF3 to V4 / VCF4	-	-	1	-	VZ15	915
	V5 / VCF5 to V6 / VCF6	-	-	1	-	VZ16	1435
Auxiliary Contact Block Module	V02/ VCF02 to V6 / VCF6	-	-	-	1 NO + 1 NC	VZ7	810
	V2/ VCF02 to V6 / VCF6	-	-	-	2 NO	VZ20	810

(1) For mounting option of modules, please refer to the technical catalogue.

(2) With early make and late break contacts

Description	For Use With	Reference	Unit LP [₹]
-------------	--------------	-----------	-------------

### Components for Door Interlocking

Shaft extension - for Mini-VARIO and VARIO - V02..V2	V02...V2	VZ17	775
		VZ30	915
Shaft extension - for Mini-VARIO and VARIO - V3 V4 V5 V6	V3, V4, V5, V6	VZ18	915
		VZ31	1055
Door interlock plate	VZ17 / VZ30	KZ32	195
		KZ74	350

### Input Terminal Protection Shrouds

Terminal Shrouds	V02 - V2	VZ8	255
		VZ26	220
	V3 - V4	VZ9	275
		VZ27	220
	V5 - V6	VZ10	350
		VZ28	390
V02 - V6	VZ29	255	

For details on non standard references, technical parameters, accessories, compatibility, stockable and non stockable status please contact Customer Care

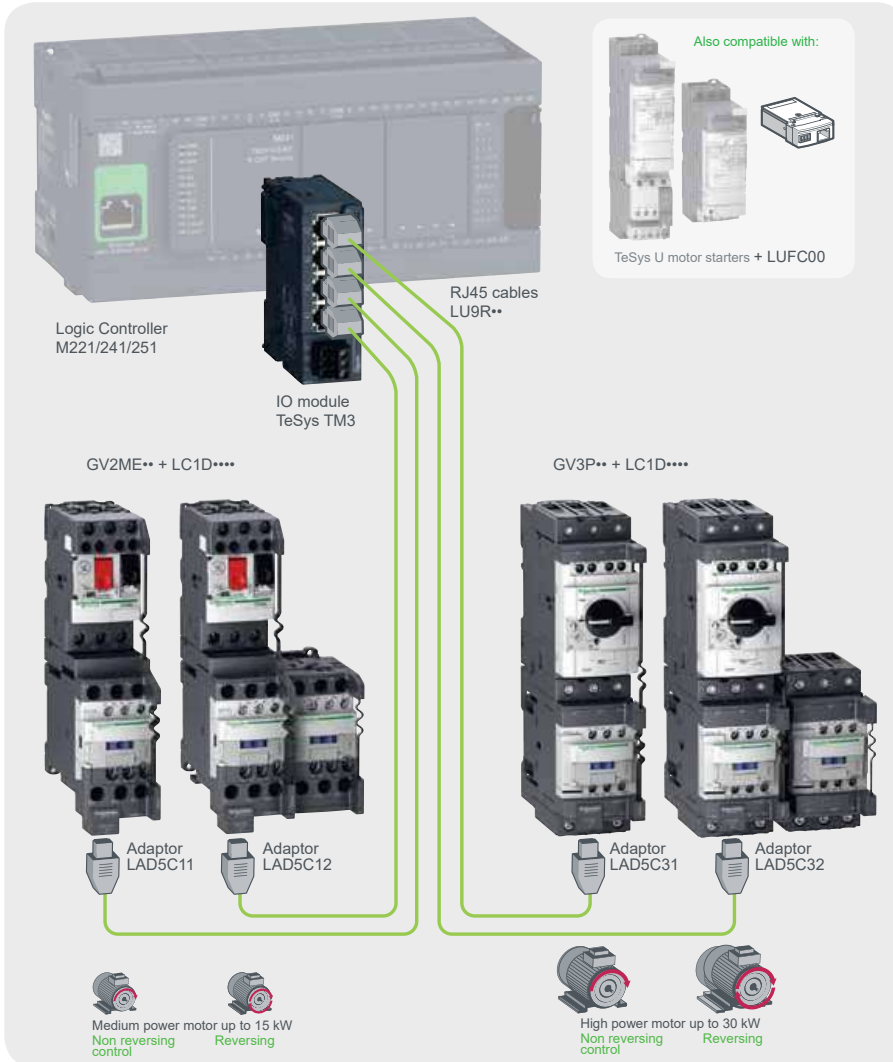
NORMAL STOCK ITEMS

W.E.F. July 01, 2017



# Let TeSys SoLink be your drive!

Integration system for motor starters  
up to 30 kW/400 V in automation environment



**20** times faster for control circuit wiring  
Simple and fast wiring

**100%** upgradable  
Plug & Play solutions

**0%** Chance of connection errors  
Intuitive connection

**100%** availability during machine life cycles  
Software & Hardware integrated

TM3 provides the 24 V DC control voltage to the motor starter coil.



Direct or Reversing		
TeSys D	Upto 15kW	From 18.5kW to 30kW
<b>1</b> Motor Circuit Breaker	GV2ME** OR GV2P**	GV3P**
<b>2</b> Contactor 24V DC	LC1D**B* or LC2D**B*	LC1D**BD or LC2D**BD
<b>3</b> Combination Block	GV2AF3	-
<b>4</b> Auxiliary Contact	GVAE20	GVAE20
<b>5</b> Connection Module	LAD5C11(DOL), LAD5C12(RDOL)	LAD5C31(DOL), LAD5C32(RDOL)
<b>Connection Cable</b>		
<b>6</b> Connection Cable**	LU9R**	
<b>IO Module</b>		
<b>7</b> IO Module	TM3XTYS4	

**Note:**

- \*\* Choose your correct length.
- Similar configurations available for TeSys U also.

For details on non standard references, technical parameters, accessories, compatibility, stockable and non stockable status please contact Customer Care

For details on non standard references, technical parameters, accessories, compatibility, stockable and non stockable status please contact Customer Care

# Switching and Controlling is now SMART with TeSys Intelligence



Tesys U



Tesys T



Ethernet  
Ready  
Intelligent  
Motor  
Control



Your requirements



TeSys Intelligence




**100%**  
**reliable**

Schneider Electric puts reliability at the heart of its strategy of innovation and, with TeSys, offers a wide range of solutions for the Power Control and Protection that covers all your needs, from basic to advanced.

If you look for more advanced functions

# Let the TeSys U build the solution for you!



## Power Base

For assembling components, ON/OFF operation and resetting.

- > 2 power bases: up to 12 A and up to 32 A
- > Direct starter and reversing starter models.

## Control Unit

Performs all the electrical protection functions to cover main applications from 0 to 32 A.

Some of these also provide advanced measurement, alarm and display functions.

## 4 simple function modules

- Thermal overload alarm
- Indication of motor load
- Thermal overload signalling and manual reset
- Thermal overloaded signalling and automatic or remote reset.

## 6 communication modules

- AS-Interface
- Profibus DP
- CANopen
- DeviceNet
- Advantys STB
- Modbus.

**40 %**

“TeSys solutions allow us to reduce the size of our enclosures by up to 40%”

says a panel builder from the water treatment sector

**60 %**

“Late customization means that we can build 60% of the panels, even though the project design has not yet been completed”

says an engineer in a food processing industry



# Introducing Modbus TCP and EtherNet/IP for reliable control

TeSys T now combines industry-standard Modbus TCP and EtherNet/IP protocols into one package.



## 90+ years

TeSys T solutions are built on decades of proven leadership in motor management technology.

TeSys T with Modbus/TCP and EtherNet/IP brings responsive control and improved data integrity to any environment

## New connectivity options bring new advantages

Ethernet is the perfect choice for fast and failure-resistant connectivity in industrial control networks. EtherNet/IP enables easier integration of a motor management system with PLCs and controllers, supporting your energy efficiency and production optimisation strategy.

## TeSys T with Modbus TCP and EtherNet/IP gives you:

- > **Fast integration:** Significantly reduced configuration and testing time due to standard device profiles, preconfigured connections, and more
- > **Real-time exchange:** Enhanced bandwidth, Quality-of-Service message priority, and built-in web pages support data access, control, and other functions
- > **Superior reliability:** Rapid Spanning Tree Protocol (RSTP) for fast failure recovery, broadcast storm protection to prevent oversaturation of available network bandwidth
- > **Dual Ethernet ports:** Fast 100 Mbps peer-to-peer communication, simple daisy-chain connections, and support for redundant architectures
- > **Other Ethernet services:** Webpage (Java-free), Broadcast Storm Protection, Discovery, FDR, other

# TeSys Intelligent Products

## TeSys T Motor Management System - Controllers



- 0.4-810 Amps with inbuilt CTs up to 100 A
- 24V DC and 110 VAC Control Voltages available
- Base Module includes current measurement, ground fault, with 6 DI and 4 DO
- Expansion module includes voltage measurement and 4 DI
- Integrated Protection and Measurement functions
- Communication : Ethernet IP/Modbus TCP IP, Modbus/Profibus/CanOpen/DeviceNet
- Self Powered HMI with Fast Device Replacement

Description	Ethernet IP / Modbus TCP IP	Modbus	Profibus	CanOpen	DeviceNet	Unit LP [₹]
0.4 to 8A	LTMR08E*	LTMR08M*	LTMR08P*	LTMR08C*	LTMR08D*	On Request
1.35 to 27A	LTMR27E*	LTMR27M*	LTMR27P*	LTMR27C*	LTMR27D*	On Request
5 to 100A	LTMR100E*	LTMR100M*	LTMR100P*	LTMR100C*	LTMR100D*	On Request
Extension Modules	LTMEV40**					On Request

**Note:** Above 100 Amps external CT required.

Voltage Expansion Module (4 DI)	LTMEV40*					On Request
HMI Display Module	LTMCUF					On Request

\* Reference to be completed by adding coil voltage code

### \*\* Coil Voltage Code

VOLTAGE	
24 DC	BD
110 VAC	FM

## TeSys U Starter-Controllers



- Total coordinated starter solution with 3 functions in 1 device
- Compact size for DOL/RDOL starter up to 15 kW, 32A (AC-3)
- Direct Connectivity to Modbus/Profibus/CanOpen/DeviceNet
- Complete current-based Protection and Measurement in 1 device
- High Operational Temperature (-40°C to +60°C)
- Wide range of Coil Voltages
- 50kA Breaking capacity, can be increased upto 130kA with current limiter

Description	Rating at 440 V kW	Reference	Unit LP [₹]
<b>Power Bases for Non-Reversing D.O.L. Starter</b>			
12 A	Upto 5.5	LUB12	On Request
32 A	Upto 15	LUB32	On Request

Description	Rating at 440 V kW	Standard Reference	Advanced Reference	Multifunction Reference	Unit LP [₹]
<b>Control Units</b>					
0.15...0.6 A	0.09	LUCAX6**	LUCB6**	LUCMX6BL	On Request
0.35...1.4 A	0.25	LUCA1X**	LUCB1X**	LUCM1XBL	On Request
1.25...5 A	1.5	LUCA05**	LUCB05**	LUCM05BL	On Request
3...12 A	5.5	LUCA12**	LUCB12**	LUCM12BL	On Request
4.5...18 A	7.5	LUCA18**	LUCB18**	LUCM18BL	On Request
8...32 A	15	LUCA32**	LUCB32**	LUCM32BL	On Request

**Note:** To make the complete unit you need to order base and any of the control units

\* Reference to be completed by adding coil voltage code

### \*\* Coil Voltage Code

VOLTAGE	24	48...72	100...240
DC	BL <sup>(1) (2)</sup>	-	-
AC	B	-	-
AC/DC	-	ES <sup>(3)</sup>	FU <sup>(4)</sup>

(1) Voltage code to be used for a starter-controller with communication module.

(2) DC voltage with maximum ripple of  $\pm 10\%$ .

(3) DC: 48...72 V, AC: 48 V.

(4) DC: 110...220 V, AC: 110...240 V.

For details on non standard references, technical parameters, accessories, compatibility, stockable and non stockable status please contact Customer Care

NORMAL STOCK ITEMS

W.E.F. July 01, 2017

The most compact 3 KW / 400 V starter in the world



Up to 75 % of space reduction

- Ultra-compact 22.5 mm starter
- Reversing starter in the same width
- Maximum space savings for group starter architecture

Long electrical durability

- Suitable for high demanding application
- 30 000 000 of AC53a electrical cycles

> With printed QR code, referring directly to the product data sheet.

Easy Design

- Wide range setting motor protection
- Automatic, manual or remote reset after thermal trip
- Wide range of control voltage

Easy to integrate

- Direct mounting installation on DIN rail
- Control terminals on the upper side
- Power terminal on the lower side

### Standard version

- 2 ratings:
  - 2.4 A 400 V AC53a
  - 6.5 A 400 V AC53a
- 2 control voltages:
  - 24 V DC
  - 110 V / 230 V AC
- 2 terminal types:
  - Screw clamps
  - Spring
- Can provide up to 3 functions:
  - Forward running
  - Reverse running
  - Overload protection



### Safety version

- Safe Torque Off embedded:
  - SIL3 according to IEC61508-1
  - Ple according to ISO13849-1
- ATEX:
  - As associated devices for motor protection

#### Standard Starter Tesys H

Motor Power @ 415VAC	Current range	Screw terminals	Unit LP [₹]	Spring terminals	Unit LP [₹]
KW					
1 way (DOL)					
0.75	0.18...2.4A	LZ1H2X4**	On Request	LZ1H2X43**	On Request
3	1.5...6.5A	LZ1H6X5**	On Request	LZ1H6X53**	On Request
2 ways (RDOL)					
0.75	0.18...2.4A	LZ2H2X4**	On Request	LZ2H2X43**	On Request
3	1.5...6.5A	LZ2H6X5**	On Request	LZ2H6X53**	On Request

#### Safety Starter TeSys H

Motor Power @ 415VAC	Current range	Screw terminals	Unit LP	Spring terminals	Unit LP [₹]
KW					
1 way (DOL)					
0.75	0.18...2.4A	LZ7H2X4**	On Request	LZ7H2X43**	On Request
3	1.5...6.5A	LZ7H6X5**	On Request	LZ7H6X53**	On Request
2 ways (RDOL)					
0.75	0.18...2.4A	LZ8H2X4**	On Request	LZ8H2X43**	On Request
3	1.5...6.5A	LZ8H6X5**	On Request	LZ8H6X53**	On Request

\* Reference to be completed by adding coil voltage code BD (24 V DC) or FU (110-230V AC)

# TE Start - Lifeline of Motors



>> TDL



>> TSD/A



>> TRS

# TE Start & TeSys Motor Starters

- Exhaustive Range of industrial starters consisting of DOL, Reversing, Automatic star delta starters
- Better aesthetic & Assured performance
- Test to trip facility
- Built in single phasing protection

## DOL Starters



Motor Power HP	Thermal Protection Adjustment Range	Device Short Name	Reference	Unit MRP [₹]
----------------	-------------------------------------	-------------------	-----------	--------------

### TDL, Automatic 1 Phase (0.17 - 3 HP)

0.17	1.1...1.7 A	5TDL	MS11AC04*	2365
0.33	2.5...4 A	5TDL	MS11AC06*	
0.5	4...6 A	5TDL	MS11AC07*	
1	5.5...8 A	5TDL	MS11AC09*	2645
1.5	9...13 A	10TDL	MS11AC10*	
2	12...18 A	10TDL	MS11AC11*	
3	12...18 A	10TDL	MS11AC13*	

### TDL, Automatic 3 Phase (0.05 - 125 HP)

0.05	0.16...0.25 A	5TDL	MS13AC01*	2260	
0.125	0.24...0.4 A	5TDL	MS13AC03*		
0.17	0.4...0.63 A	5TDL	MS13AC04*		
0.25	0.63...1 A	5TDL	MS13AC05*		
0.33	1...1.7 A	5TDL	MS13AC06*		
0.5	1...1.7 A	5TDL	MS13AC07*		
0.75	1...1.7 A	5TDL	MS13AC08*		
1	1.6...2.5 A	5TDL	MS13AC09* ✓		2345
1.5	1.6...2.5 A	5TDL	MS13AC10*		
2	2.5...4 A	5TDL	MS13AC11* ✓		
3	4...6 A	5TDL	MS13AC12* ✓		
5	5.5...8 A	5TDL	MS13AC14* ✓		
7.5	9...13 A	10TDL	MS13AC15* ✓		
10	12...18 A	10TDL	MS13AC16* ✓	2620	
12.5	16...24 A	15TDL	MS13AC17*		
15	16...24 A	15TDL	MS13AC18* ✓	4430	
17.5	23...32 A	20TDL	MS13AC19*		
20	23...32 A	20TDL	MS13AC20*	7220	
25	30...40 A	30TDL	MS13AC21*		
30	37...50 A	30TDL	MS13AC22*	11375	
40	48...65 A	40TDL	MS13AC24*		
50	63...80 A	50TDL	MS13AC26*	17105	
75	84...135 A	75TDL	MS13AC28*		
100	124...198 A	100TDL	MS13AC29*	34350	
125	124...198 A	125TDL	MS13AC30*		
				40030	

### TRS, Automatic Reversing 3 Phase (3 - 20 HP)

3	4...6 A	10TRS	MS13RJ12*	6440
5	5.5...8 A	10TRS	MS13RJ14*	
7.5	9...13 A	10TRS	MS13RJ15*	
10	12...18 A	10TRS	MS13RJ16*	10550
12.5	16...24 A	20TRS	MS13RJ17*	
15	16...24 A	20TRS	MS13RJ18*	
17.5	23...32 A	20TRS	MS13RJ19*	11125
20	23...32 A	20TRS	MS13RJ20*	

## Star Delta Starters



Motor Power HP	Thermal Protection Adjustment Range	Device Short Name	Reference	Unit MRP [₹]
----------------	-------------------------------------	-------------------	-----------	--------------

### TSD/A, Automatic 3 Phase (7.5 - 400 HP)

7.5	5.5...8 A	15TSDA	MS23AI15*	7685
10	7...10 A	15TSDA	MS23AI16* ✓	7685
12.5	9...13 A	15TSDA	MS23AI17*	7795
15	9...13 A	15TSDA	MS23AI18* ✓	7795
20	12...18 A	30TSDA	MS23AI20* ✓	8855
25	16...24 A	30TSDA	MS23AI21* ✓	10060
30	23...32 A	30TSDA	MS23AI22* ✓	11630
35	23...32 A	40TSDA	MS23AI23*	18660
40	30...38 A	40TSDA	MS23AI24*	20550
50	37...50 A	50TSDA	MS23AI26*	24950
60	37...50 A	75TSDA	MS23AI27*	43290
75	45...65 A	75TSDA	MS23AI28*	46220
100	62...99 A	100TSDA	MS23AI29*	60150
125	84...135 A	125TSDA	MS23AI30*	62465
150	84...135 A	150TSDA	MS23AI31*	77740
200	124...198 A	200TSDA	MS23AI32*	93425
250	174...279 A	250TSDA	MS23AI33*	117900
400	259...414 A	400TSDA	MS23AI34*	141500

### \*Coil Voltage Code

VOLTAGE	220	415
AC 50 Hz	M5	N5

**Note:-** For Three and Single Phase, the standard Stockable Coil Voltages are 415V and 220V respectively.

**Note:-** Submersible Star-Delta Starter Panel Starters are available on request. Please consult our local Sales Office.

## TeSys Starters D.O.L

Thermal protection Adjustment Range	Motor Power kW	Reference	Unit MRP [₹]
-------------------------------------	----------------	-----------	--------------

### LE1-M Model Enclosed

- Conforming to IEC 947-4-1 for motors upto 7.5 kW

0.54...0.8 A	0.25	LE1M35**05	3390
0.8...1.2 A	0.37	LE1M35**06	3800
1.2...1.8 A	0.55	LE1M35**07	4135
1.8...2.6 A	0.75	LE1M35**08	3995
2.6...3.7 A	1.50	LE1M35**10	
3.7...5.5 A	2.20	LE1M35**12	
5.5...8 A	3	LE1M35**14	3765
8...11.5 A	4	LE1M35**16	
10...14 A	5.50	LE1M35**21	4235
12...16 A	7.50	LE1M35**22	4000

### \*\* Coil Voltage Code

VOLTAGE	220/230	380/400	400/415
Code	M7	Q7	N7

For details on non standard references, technical parameters, accessories, compatibility, stockable and non stockable status please contact Customer Care

✓ NORMAL STOCK ITEMS

W.E.F. July 01, 2017

# Starters Spares

## Spare Parts

Description	Lot Order Quantity	Reference	Unit MRP [₹]
<b>For TDL, TRS &amp; TSD/A Starters</b>			
Pushbutton Actuator Assembly for 10/40/50/75/100/125 TDL	10	MSMC02	185
Pushbutton Switch Assembly for 10 TDL	10	MSMC03	380
Start Pushbutton Assembly for 40 - 400 TSDA	10	MSMI01	380
Stop Pushbutton Assembly for 40 - 400 TSDA	10	MSMI02	245
9 Way Terminal Block for 15 TSDA	10	MSMI03	360
9 Way Terminal Block for 30 TSDA	10	MSMI04	360
9 Way Terminal Block for 40 - 75 TSDA	10	MSMI05	865
Electronic Timer for 15 - 400 TSDA	10	MSMI06 <input checked="" type="checkbox"/>	1695
Pushbutton Actuator Assembly for 15/20/30 TDL, 10/20 TRS & 15/30 TSDA	10	MSMK01	405

**Note:-** For Spare coil, contactor, O/L relay and accessories, please see Activa pricelist separately.

For details on non standard references, technical parameters, accessories, compatibility, stockable and non stockable status please contact Customer Care





NORMAL STOCK ITEMS

W.E.F. July 01, 2017



## TeSys selection tools

To find the right combinations of products for your motor starters is simpler and quicker now.

Motor Starter Selection Guide App	TeSys Enclosed Motor Starter Solution Guide	Low Voltage Motor Starter Solution Guide
<ul style="list-style-type: none"> <li>It includes the most common solutions of enclosed motor starters</li> <li>Motor rated power up to 30 kW</li> </ul>	<ul style="list-style-type: none"> <li>Quick selection of TeSys motor starter most common combinations</li> <li>Motor rated power up to 75 kW</li> </ul>	<ul style="list-style-type: none"> <li>Define your motor starter solution among the complete TeSys offer</li> <li>Motor rated power up to 710 kW</li> </ul>
<p>App for iPad</p> <p>Available on the App Store</p> 	<p>App for iPad and iPhone</p> <p>Available on the App Store</p> 	<p>App for iPad</p> <p>Available on the App Store</p> 
	<p>App for Smartphone and tablet</p> <p>Get it on Google play</p> 	



[www.schneider-electric.com/tesys](http://www.schneider-electric.com/tesys)





## ABL2 - With CE Marking only

Input Voltage	Output Voltage	Power Supply Output Current	Rated Power In W	Reference	Unit LP[₹]
180 - 264 VAC	24 V	1.5 A	35 W	ABL2REM24015H	1618
	24 V	2.2 A	50 W	ABL2REM24020H <input checked="" type="checkbox"/>	1791
	24 V	4.2 A	100 W	ABL2REM24045H <input checked="" type="checkbox"/>	3039
	24 V	6.5 A	150 W	ABL2REM24065H <input checked="" type="checkbox"/>	3770
	24 V	8.3 A	200 W	ABL2REM24085H	4722
	24 V	10.5 A	250 W	ABL2REM24100H <input checked="" type="checkbox"/>	5645
	24 V	14.6 A	350 W	ABL2REM24150H <input checked="" type="checkbox"/>	9344

## ABL1 - Dedicated Range

Input Voltage	Output Voltage	Power Supply Output Current	Rated Power In W	Reference	Unit LP[₹]
<b>Without Anti-Harmonic Filter</b>					
100...240 V AC	12 V DC	5 A	60 W	ABL1REM12050	3178
	24 V DC	2.5 A	60 W	ABL1REM24025 <input checked="" type="checkbox"/>	2998
		4.2 A	100 W	ABL1REM24042 <input checked="" type="checkbox"/>	4119
100...120 V AC	24 V DC	6.2 A	150 W	ABL1REM24062 <input checked="" type="checkbox"/>	4817
		10 A	240 W	ABL1REM24100 <input checked="" type="checkbox"/>	8063
<b>With Anti-Harmonic Filter</b>					
100...240 V AC	12 V DC	8.3 A	100 W	ABL1RPM12083	4721
	24 V DC	4.2 A	100 W	ABL1RPM24042 <input checked="" type="checkbox"/>	4783
100...120 V AC	24 V DC	6.2 A	150 W	ABL1RPM24062 <input checked="" type="checkbox"/>	6293
		10 A	240 W	ABL1RPM24100 <input checked="" type="checkbox"/>	9488

## ABL8 Ranges

Input Voltage	Output Voltage	Power Supply Output Current	Rated Power In W	Reference	Unit LP[₹]
<b>Modular Range (without PFC, Automatic Reset)</b>					
100...240 V AC	5 V DC	4 A	20 W	ABL8MEM05040	6209
	12 V DC	2 A	25 W	ABL8MEM12020	5498
<b>Optimum Range (without PFC, Automatic or Manual Reset)</b>					
100...240 V AC	24 V	3 A	72 W	ABL8REM24030	7129
	24 V	5 A	120 W	ABL8REM24050 <input checked="" type="checkbox"/>	10699
<b>Universal Range (with PFC, Boost function, Diagnosis Contact, Automatic or Manual Reset)</b>					
100...120 V single phase 200...500 V 2 phase	24 V	3 A	72 W	ABL8RPS24030	9373
	24 V	5 A	120 W	ABL8RPS24050	12321
		10 A	240 W	ABL8RPS24100	15277
100...120 V single phase 200...240 V	24 V	20 A	480 W	ABL8RPM24200 <input checked="" type="checkbox"/>	19865
		20 A	480 W	ABL8WPS24200	21684
380...500 V three phase	24 V	40 A	960 W	ABL8WPS24400	35647

## Accessories

Description	Reference	Unit LP[₹]
<b>ABL 1</b>		
Reversible mounting bracket - for regulated switch mode	ABL1A01	354
Mounting plate for 35 mm rail - for regulated switch mode	ABL1A02	357
Note: To be ordered in lot of 5.		
<b>ABL 8 - Universal Range Accessories</b>		
Battery Back-up module 20A	ABL8BBU24200	18332
Battery Back-up module 40A	ABL8BBU24400	24562
Battery pack 7 Ah	ABL8BPK24A07	13082
Buffer module 40A	ABL8BUF24400	17472
Protection module with two pole breaking	ABL8PRP24100	15277
Redundancy Module	ABL8RED24400	11608
Protection module with single pole breaking	ABL8PRE24100	10590

For details on non-standard references, technical parameters, stockable and non-stockable status, please contact Customer Care Centre.

NORMAL STOCK ITEMS

W.E.F. July 01, 2017

## ABT7 - Economy Range (Single Winding)

Input Voltage	Output Voltage	Rated Power in VA	Reference	Unit LP [₹]
<b>Single phase 230V 40VA - 400VA 40° C</b>				
230 V AC single phase ±15 V	24 V AC	40	ABT7ESM004B	6017
230 V AC single phase ±15 V	24 V AC	63	ABT7ESM006B	4369
230 V AC single phase ±15 V	24 V AC	100	ABT7ESM010B	4818
230 V AC single phase ±15 V	24 V AC	160	ABT7ESM016B	6165
230 V AC single phase ±15 V	24 V AC	250	ABT7ESM025B	7960
230 V AC single phase ±15 V	24 V AC	320	ABT7ESM032B	9865
230 V AC single phase ±15 V	24 V AC	400	ABT7ESM040B	10194

## ABL6 - Optimum Range (Single Winding)

Input Voltage	Output Voltage	Rated Power in VA	Reference	Unit LP [₹]
<b>Single phase 230/400V 25VA - 2500VA 50° C</b>				
230/400 V single phase ±15 V	24 V AC	25	ABL6TS02B	5527
230/400 V single phase ±15 V	24 V AC	40	ABL6TS04B	5626
230/400 V single phase ±15 V	24 V AC	63	ABL6TS06B	5662
230/400 V single phase ±15 V	24 V AC	100	ABL6TS10B	6411
230/400 V single phase ±15 V	24 V AC	160	ABL6TS16B	7294
230/400 V single phase ±15 V	24 V AC	250	ABL6TS25B	9002
230/400 V single phase ±15 V	24 V AC	400	ABL6TS40B	14560
230/400 V single phase ±15 V	24 V AC	630	ABL6TS63B	18694
230/400 V single phase ±15 V	24 V AC	1000	ABL6TS100B	24829
230/400 V single phase ±15 V	24 V AC	1600	ABL6TS160B	50712
230/400 V single phase ±15 V	24 V AC	2500	ABL6TS250B	83040
230/400 V single phase ±15 V	115 V AC	25	ABL6TS02G	5469
230/400 V single phase ±15 V	115 V AC	40	ABL6TS04G	5626
230/400 V single phase ±15 V	115 V AC	63	ABL6TS06G	5733
230/400 V single phase ±15 V	115 V AC	100	ABL6TS10G	6090
230/400 V single phase ±15 V	115 V AC	160	ABL6TS16G	7521
230/400 V single phase ±15 V	115 V AC	250	ABL6TS25G	9002
230/400 V single phase ±15 V	115 V AC	400	ABL6TS40G	14548
230/400 V single phase ±15 V	115 V AC	630	ABL6TS63G	19518
230/400 V single phase ±15 V	115 V AC	1000	ABL6TS100G	23710
230/400 V single phase ±15 V	115 V AC	1600	ABL6TS160G	37644
230/400 V single phase ±15 V	115 V AC	2500	ABL6TS250G	64501
230/400 V single phase ±15 V	230 V AC	25	ABL6TS02U	5615
230/400 V single phase ±15 V	230 V AC	40	ABL6TS04U	5545
230/400 V single phase ±15 V	230 V AC	63	ABL6TS06U	5733
230/400 V single phase ±15 V	230 V AC	100	ABL6TS10U	6051
230/400 V single phase ±15 V	230 V AC	160	ABL6TS16U	7491
230/400 V single phase ±15 V	230 V AC	250	ABL6TS25U	9002
230/400 V single phase ±15 V	230 V AC	400	ABL6TS40U	14069
230/400 V single phase ±15 V	230 V AC	630	ABL6TS63U	17949
230/400 V single phase ±15 V	230 V AC	1000	ABL6TS100U <input checked="" type="checkbox"/>	24924
230/400 V single phase ±15 V	230 V AC	1600	ABL6TS160U	35796
230/400 V single phase ±15 V	230 V AC	2500	ABL6TS250U	62152

For details on non-standard references, technical parameters, stockable and non-stockable status, please contact Customer Care Centre.

NORMAL STOCK ITEMS

W.E.F. July 01, 2017

## ABT7 - Universal Range (Double Winding)

Input Voltage	Output Voltage	Rated Power in VA	Reference	Unit LP [7]
<b>Single phase 230/400V 25VA - 2500VA 60°C</b>				
230/400 V single phase ±15 V	24/48 V AC	40	ABT7PDU004B	6155
230/400 V single phase ±15 V	24/48 V AC	63	ABT7PDU006B	6484
230/400 V single phase ±15 V	24/48 V AC	250	ABT7PDU025B	11562
230/400 V single phase ±15 V	24/48 V AC	400	ABT7PDU040B	13706
230/400 V single phase ±15 V	24/48 V AC	630	ABT7PDU063B	21340
230/400 V single phase ±15 V	115/230 V AC	25	ABT7PDU002G	5998
230/400 V single phase ±15 V	115/230 V AC	40	ABT7PDU004G	6219
230/400 V single phase ±15 V	115/230 V AC	63	ABT7PDU006G	6552
230/400 V single phase ±15 V	115/230 V AC	100	ABT7PDU010G	7262
230/400 V single phase ±15 V	115/230 V AC	160	ABT7PDU016G	8669
230/400 V single phase ±15 V	115/230 V AC	250	ABT7PDU025G	11179
230/400 V single phase ±15 V	115/230 V AC	400	ABT7PDU040G	13225
230/400 V single phase ±15 V	115/230 V AC	630	ABT7PDU063G	21340
230/400 V single phase ±15 V	115/230 V AC	1000	ABT7PDU100G	25718
230/400 V single phase ±15 V	115/230 V AC	1600	ABT7PDU160G	42114
230/400 V single phase ±15 V	115/230 V AC	2500	ABT7PDU250G	61476
230/400 V single phase ±15 V	115/230 V AC	25	ABT7PDU002B	7560
230/400 V single phase ±15 V	115/230 V AC	100	ABT7PDU010B	7262
230/400 V single phase ±15 V	115/230 V AC	160	ABT7PDU016B	10005
230/400 V single phase ±15 V	115/230 V AC	1000	ABT7PDU100B	27872
230/400 V single phase ±15 V	115/230 V AC	1600	ABT7PDU160B	46126
230/400 V single phase ±15 V	115/230 V AC	2500	ABT7PDU250B	68040

For details on non-standard references, technical parameters, stockable and non-stockable status, please contact Customer Care Centre.

NORMAL STOCK ITEMS

W.E.F. July 01, 2017

# Soft Starters



## ATS01 Soft Start - Soft Stop Unit

[Us] Rated Supply Voltage	Network Number Of Phases	Motor Power kW	Starting Time	[Ie] Rated Operational Current	Reference	Unit LP [₹]
380...415 V 50...60 Hz	3	1.5 kW/2.2 kW/3kW	Adjustable from 1 to 10 s	6 A	ATS01N206QN <input checked="" type="checkbox"/>	10798
		4 kW	Adjustable from 1 to 10 s	9 A	ATS01N209QN <input checked="" type="checkbox"/>	12756
		5.5 kW	Adjustable from 1 to 10 s	12 A	ATS01N212QN <input checked="" type="checkbox"/>	15926
		7.5 kW/11 kW	Adjustable from 1 to 10 s	22 A	ATS01N222QN <input checked="" type="checkbox"/>	20270
		15 kW	Adjustable from 1 to 10 s	32 A	ATS01N232QN <input checked="" type="checkbox"/>	30824

**Note:** Refer technical catalogue for correct selection as per duty cycle of your application or Contact Local sales /Customer Care Centre.



## ATS48 Soft Start – Soft Stop unit

Rated Current	Motor Power kW	Reference	Unit LP [₹]
17 A for standard applications 12 A for severe applications	7.5 kW 400 V for standard applications 5.5 kW 400 V for severe applications	ATS48D17Q	44806
22 A for standard applications 17 A for severe applications	11 kW 400 V for standard applications 7.5 kW 400 V for severe applications	ATS48D22Q	46226
32 A for standard applications 22 A for severe applications	15 kW 400 V for standard applications 11 kW 400 V for severe applications	ATS48D32Q <input checked="" type="checkbox"/>	50422
38 A for standard applications 32 A for severe applications	18.5 kW 400 V for standard applications 15 kW 400 V for severe applications	ATS48D38Q	55588
47 A for standard applications 38 A for severe applications	22 kW 400 V for standard applications 18.5 kW 400 V for severe applications	ATS48D47Q	57350
62 A for standard applications 47 A for severe applications	30 kW 400 V for standard applications 22 kW 400 V for severe applications	ATS48D62Q	69202
75 A for standard applications 62 A for severe applications	37 kW 400 V for standard applications 30 kW 400 V for severe applications	ATS48D75Q	75430
88 A for standard applications 75 A for severe applications	45 kW 400 V for standard applications 37 kW 400 V for severe applications	ATS48D88Q <input checked="" type="checkbox"/>	87442
110 A for standard applications 88 A for severe applications	55 kW 400 V for standard applications 45 kW 400 V for severe applications	ATS48C11Q <input checked="" type="checkbox"/>	89844
140 A for standard applications 110 A for severe applications	75 kW 400 V for standard applications 55 kW 400 V for severe applications	ATS48C14Q <input checked="" type="checkbox"/>	110000
170 A for standard applications 140 A for severe applications	90 kW 400 V for standard applications 75 kW 400 V for severe applications	ATS48C17Q <input checked="" type="checkbox"/>	125646
210 A for standard applications 170 A for severe applications	110 kW 400 V for standard applications 90 kW 400 V for severe applications	ATS48C21Q <input checked="" type="checkbox"/>	127554
250 A for standard applications 210 A for severe applications	132 kW 400 V for standard applications 110 kW 400 V for severe applications	ATS48C25Q <input checked="" type="checkbox"/>	146808
320 A for standard applications 250 A for severe applications	160 kW 400 V for standard applications 132 kW 400 V for severe applications	ATS48C32Q <input checked="" type="checkbox"/>	153464
410 A for standard applications 320 A for severe applications	220 kW 400 V for standard applications 160 kW 400 V for severe applications	ATS48C41Q <input checked="" type="checkbox"/>	229300
480 A for standard applications 410 A for severe applications	250 kW 400 V for standard applications 220 kW 400 V for severe applications	ATS48C48Q <input checked="" type="checkbox"/>	357000
590 A for standard applications 480 A for severe applications	315 kW 400 V for standard applications 250 kW 400 V for severe applications	ATS48C59Q	358000
660 A for severe applications 590 A for standard applications	355 kW 400 V for standard applications 315 kW 400 V for severe applications	ATS48C66Q	359722
790 A for standard applications 660 A for standard applications	400 kW 400 V for standard applications 355 kW 400 V for severe applications	ATS48C79Q <input checked="" type="checkbox"/>	On Demand
1000 A for standard applications 790 A for severe applications	500 kW 400 V for standard applications 400 kW 400 V for severe applications	ATS48M10Q	On Demand
1200 A for standard applications 1000 A for severe applications	630 kW 400 V for standard applications 500 kW 400 V for severe applications	ATS48M12Q	On Demand

**Note:** Refer technical catalogue for correct selection as per duty cycle of your application or Contact Local sales /Customer Care Centre.

For details on non-standard references, technical parameters, stockable and non-stockable status, please contact Customer Care Centre.

NORMAL STOCK ITEMS

W.E.F. July 01, 2017

# Soft Starters

## ATS22 Soft Start - Soft Stop Unit

Rated Current		Motor Power kW		Reference	Unit LP ₹
17 A for Motor Power Supply Line Motor Delta Connection	17 A for	7.5 kW 400 V for Motor Power Supply Line for Motor Delta Connection	11 kW 400 V	ATS22D17Q	41232
32 A for Motor Power Supply Line Motor Delta Connection	32 A for	15 kW 400 V for Motor Power Supply Line for Motor Delta Connection	22 kW 400 V	ATS22D32Q	44344
47 A for Motor Power Supply Line Motor Delta Connection	47 A for	22 kW 400 V for Motor Power Supply Line for Motor Delta Connection	45 kW 400 V	ATS22D47Q	50052
62 A for Motor Power Supply Line Motor Delta Connection	62 A for	30 kW 400 V for Motor Power Supply Line for Motor Delta Connection	55 kW 400 V	ATS22D62Q	59268
75 A for Motor Power Supply Line Motor Delta Connection	75 A for	37 kW 400 V for Motor Power Supply Line for Motor Delta Connection	55 kW 400 V	ATS22D75Q	63700
88 A for Motor Power Supply Line Motor Delta Connection	88 A for	45 kW 400 V for Motor Power Supply Line for Motor Delta Connection	75 kW 400 V	ATS22D88Q	70410
110 A for Motor Power Supply Line for Motor Delta Connection	110 A	55 kW 400 V for Motor Power Supply Line for Motor Delta Connection	90 kW 400 V	ATS22C11Q	80702
140 A for Motor Power Supply Line for Motor Delta Connection	140 A	75 kW 400 V for Motor Power Supply Line V for Motor Delta Connection	110 kW 400	ATS22C14Q	85792
170 A for Motor Power Supply Line for Motor Delta Connection	170 A	90 kW 400 V for Motor Power Supply Line V for Motor Delta Connection	132 kW 400	ATS22C17Q	113166
210 A for Motor Power Supply Line for Motor Delta Connection	210 A	110 kW 400 V for Motor Power Supply Line V for Motor Delta Connection	160 kW 400	ATS22C21Q	153164
250 A for Motor Power Supply Line for Motor Delta Connection	250 A	132 kW 400 V for Motor Power Supply Line V for Motor Delta Connection	220 kW 400	ATS22C25Q	155300
320 A for Motor Power Supply Line for Motor Delta Connection	320 A	160 kW 400 V for Motor Power Supply Line V for Motor Delta Connection	250 kW 400	ATS22C32Q	177030
410 A for Motor Power Supply Line for Motor Delta Connection	410 A	220 kW 400 V for Motor Power Supply Line V for Motor Delta Connection	315 kW 400	ATS22C41Q	181684
480 A for Motor Power Supply Line for Motor Delta Connection	480 A	250 kW 400 V for Motor Power Supply Line V for Motor Delta Connection	355 kW 400	ATS22C48Q	230276
590 A for Motor Power Supply Line for Motor Delta Connection	590 A	315 kW 400 V for Motor Power Supply Line V for Motor Delta Connection	400 kW 400	ATS22C59Q	292464

For details on non-standard references, technical parameters, stockable and non-stockable status, please contact Customer Care Centre.

NORMAL STOCK ITEMS

W.E.F. July 01, 2017

# Variable Speed Drives



ATV12 Drive: Single Phase 230 Volts Input & 3 Phase 230 Volts Output Drive

KW Rating	HP Rating	Rated output Current @40°C	Reference	Unit LP [₹]
0.18	0.25	1.4	ATV12H018M2	11300
0.37	0.55	2.4	ATV12H037M2	11693
0.55	0.75	3.5	ATV12H055M2	12856
0.75	1	4.2	ATV12H075M2	13162
1.5	2	7.5	ATV12HU15M2	17562
2.2	3	10	ATV12HU22M2	23669



ATV310 Drive: Three Phase 440 Volts Input & 3 Phase 440 Volts Output Drive

KW Rating	HP Rating	Rated output Current @55°C	Reference	Unit LP [₹]
0.37	0.55	1.5	ATV310H037N4E	14000
0.75	1	2.3	ATV310H075N4E	14400
1.5	2	4.1	ATV310HU15N4E	18520
2.2	3	5.5	ATV310HU22N4E	22149
3	4	7.1	ATV310HU30N4E	26902
4	5	9.5	ATV310HU40N4E	27089
5.5	7.5	12.6	ATV310HU55N4E	33536
7.5	10	17	ATV310HU75N4E	39804
11	15	24	ATV310HD11N4E	55353

For details on non-standard references, technical parameters, stockable and non-stockable status, please contact Customer Care Centre.

NORMAL STOCK ITEMS

W.E.F. July 01, 2017

# Zelio Logic



Zelio 2 compact smart relay with display



Zelio 2 compact smart relay without display



Zelio 2 modular smart relay with display

## Relays

Description	Reference	Unit LP [₹]
<b>Voltage 24V DC</b>		
Zelio Logic module - 10 I O, RLY - w/o clock - with display	SR2A101BD <input checked="" type="checkbox"/>	10354
Zelio Logic module - 20 I O, RLY - w/o clock - with display	SR2A201BD <input checked="" type="checkbox"/>	17001
Zelio Logic module - 12 I O, TRN - with clock - with display	SR2B121BD <input checked="" type="checkbox"/>	9453
Zelio Logic module - 12 I O, TRN - with clock - with display	SR2B122BD	14230
Zelio Logic module - 20 I O, RLY - with clock - with display	SR2B201BD <input checked="" type="checkbox"/>	18803
Zelio Logic module - 20 I O, RLY - with clock - with display	SR2B202BD	19618
Zelio Logic module - 10 I O, RLY - w/o clock - w/o display	SR2D101BD <input checked="" type="checkbox"/>	6313
Zelio Logic module - 20 I O, RLY - w/o clock - w/o display	SR2D201BD <input checked="" type="checkbox"/>	15201
Zelio Logic module - 12 I O, RLY - with clock - w/o display	SR2E121BD	9756
Zelio Logic module - 20 I O, RLY - with clock - w/o display	SR2E201BD	18200
Zelio Logic module - 10 I O, RLY - with clock - with display	SR3B101BD	11390
Zelio Logic module - 10 I O, TRN - with clock - with display	SR3B102BD	10566
Zelio Logic module - 26 I O, RLY - with clock - with display	SR3B261BD <input checked="" type="checkbox"/>	24093
Zelio Logic module - 26 I O, TRN - with clock - with display	SR3B262BD	23731
<b>Voltage 100-240V AC</b>		
Zelio Logic module - 10 I O, RLY - w/o clock - with display	SR2A101FU <input checked="" type="checkbox"/>	11767
Zelio Logic module - 20 I O, RLY - w/o clock - with display	SR2A201FU <input checked="" type="checkbox"/>	17417
Zelio Logic module - 12 I O, RLY - with clock - with display	SR2B121FU <input checked="" type="checkbox"/>	11641
Zelio Logic module - 20 I O, RLY - with clock - with display	SR2B201FU <input checked="" type="checkbox"/>	19510
Zelio Logic module - 10 I O, RLY - w/o clock - w/o display	SR2D101FU	8356
Zelio Logic module - 20 I O, RLY - w/o clock - w/o display	SR2D201FU	17704
Zelio Logic module - 12 I O, RLY - with clock - w/o display	SR2E121FU	10652
Zelio Logic module - 20 I O, RLY - with clock - w/o display	SR2E201FU	20125
Zelio Logic module - 10 I O, RLY - with clock - with display	SR3B101FU	12870
Zelio Logic module - 26 I O, RLY - with clock - with display	SR3B261FU <input checked="" type="checkbox"/>	24606
<b>Voltage 12V DC</b>		
Zelio Logic module - 12 I O - with clock - with display	SR2B121JD	12167
Zelio Logic module - 20 I O - with clock - with display	SR2B201JD	15487
<b>Voltage 24V AC</b>		
Zelio Logic module - 12 I O - with clock - with display	SR2B121B	12167
Zelio Logic module - 20 I O - with clock - with display	SR2B201B	23284
Zelio Logic module - 20 I O - with clock - w/o display	SR2E201B	18494
Zelio Logic module - 10 I O - with clock - with display	SR3B101B	12873
Zelio Logic module - 24 I O - with clock - with display	SR3B261B	25929

**Note:** Zelio Smart Relays are also available in other voltages. Please contact our nearest Sales Office for the same.

For details on non-standard references, technical parameters, stockable and non-stockable status, please contact Customer Care Centre.

NORMAL STOCK ITEMS

W.E.F. July 01, 2017

# Zelio Logic



I/O Extension module

## I/O Extension modules

Description	Reference	Unit LP [₹]
Discrete I/O extension module - 6 I O 4DI, 2DO - 24 V DC	SR3XT61BD	4980
Discrete I/O extension module - 6 I O 4DI, 2DO	SR3XT61FU	5165
Discrete I/O extension module - 10 I O 6DI, 4DO - 24 V DC	SR3XT101BD <input checked="" type="checkbox"/>	5138
Discrete I/O extension module - 10 I O 6DI, 4DO	SR3XT101FU	6474
Discrete I/O extension module - 14 I O 8DI, 6DO - 24 V AC	SR3XT141B	8838
Discrete I/O extension module - 14 I O 8DI, 6DO - 24 V DC	SR3XT141BD <input checked="" type="checkbox"/>	7117
Discrete I/O extension module - 14 I O 8DI, 6DO	SR3XT141FU	7580
Analogue I/O extension module - 2 AI/ 2AO	SR3XT43BD	11733

## Accessories

Description	Reference	Unit LP [₹]
SUB-D 9-pin PC connecting cable - 3 m	SR2CBL01 <input checked="" type="checkbox"/>	3257
SUB-D 9-pin modem connecting cable - 0.5 m	SR2CBL07 <input checked="" type="checkbox"/>	7479
Communication interface	SR2COM01	10796
Documentation - programming on the smart relay - EN	SR2MAN01EN	1746
Memory cartridge firmware - up to v 2.4 - EEPROM	SR2MEM01 <input checked="" type="checkbox"/>	1421
Memory cartridge firmware - for v 3.0 - EEPROM	SR2MEM02 <input checked="" type="checkbox"/>	1717
Modem interface - analog PSTN	SR2MOD01	46643
Modem interface - GSM	SR2MOD02	39561
Programming software "Zelio Soft 2" multilingual - CD-ROM	SR2SFT01	1764
USB PC connecting cable - 3 m	SR2USB01 <input checked="" type="checkbox"/>	9132

For details on non-standard references, technical parameters, stockable and non-stockable status, please contact Customer Care Centre.

NORMAL STOCK ITEMS

W.E.F. July 01, 2017





- 10 A relays with 1 C/O contact and 5 A relays with 2 C/O contacts.
- Sockets with separate contact terminals, screw connector connection and built-in plastic maintaining clamp, 35mm DIN rail mounting and Panel mounting.
- Optional modules for additional protection

## RXG Interface Relays

NEW

Product description	Reference	Unit LP [₹]
1CO 10A Relay +LTB-LED 24VAC	RXG11B7	495
1CO 10A Relay +LTB-LED 48VAC	RXG11E7	505
1CO 10A Relay +LTB-LED 120VAC	RXG11F7	505
1CO 10A Relay +LTB-LED 220VAC	RXG11M7	505
1CO 10A Relay +LTB-LED 230VAC	RXG11P7	495
1CO 10A Relay +LTB-LED 6VDC	RXG11RD	407
1CO 10A Relay +LTB-LED 12VDC	RXG11JD	407
1CO 10A Relay +LTB-LED 24VDC	RXG11BD	398
1CO 10A Relay +LTB-LED 48VDC	RXG11ED	407
1CO 10A Relay +LTB-LED 60VDC	RXG11ND	407
1CO 10A Relay +LTB-LED 110VDC	RXG11FD	407
1CO 10A Relay +LTB+LED 24VAC	RXG12B7	548
1CO 10A Relay +LTB+LED 48VAC	RXG12E7	548
1CO 10A Relay +LTB+LED 120VAC	RXG12F7	548
1CO 10A Relay +LTB+LED 220VAC	RXG12M7	548
1CO 10A Relay +LTB+LED 230VAC	RXG12P7	548
1CO 10A Relay +LTB+LED 6VDC	RXG12RD	448
1CO 10A Relay +LTB+LED 12VDC	RXG12JD	448
1CO 10A Relay +LTB+LED 24VDC	RXG12BD	448
1CO 10A Relay +LTB+LED 48VDC	RXG12ED	448
1CO 10A Relay +LTB+LED 60VDC	RXG12ND	448
1CO 10A Relay +LTB+LED 110VDC	RXG12FD	448
1CO 10A Relay-LTB+LED 24VAC	RXG13B7	526
1CO 10A Relay-LTB+LED 48VAC	RXG13E7	526
1CO 10A Relay-LTB+LED 120VAC	RXG13F7	526
1CO 10A Relay-LTB+LED 220VAC	RXG13M7	526
1CO 10A Relay-LTB+LED 230VAC	RXG13P7	526
1CO 10A Relay-LTB+LED 6VDC	RXG13RD	426
1CO 10A Relay-LTB+LED 12VDC	RXG13JD	426
1CO 10A Relay-LTB+LED 24VDC	RXG13BD	426
1CO 10A Relay-LTB+LED 48VDC	RXG13ED	426
1CO 10A Relay-LTB+LED 60VDC	RXG13ND	426
1CO 10A Relay-LTB+LED 110VDC	RXG13FD	426
1CO 10A Relay Clear 24VAC	RXG15B7	457
1CO 10A Relay Clear 48VAC	RXG15E7	457
1CO 10A Relay Clear 120VAC	RXG15F7	457
1CO 10A Relay Clear 220VAC	RXG15M7	457
1CO 10A Relay Clear 230VAC	RXG15P7	457
1CO 10A Relay Clear 6VDC	RXG15RD	356
1CO 10A Relay Clear 12VDC	RXG15JD	356
1CO 10A Relay Clear 24VDC	RXG15BD	356
1CO 10A Relay Clear 48VDC	RXG15ED	356
1CO 10A Relay Clear 60VDC	RXG15ND	356
1CO 10A Relay Clear 110VDC	RXG15FD	356
2CO 5A Relay +LTB-LED 24VAC	RXG21B7	543
2CO 5A Relay +LTB-LED 48VAC	RXG21E7	554
2CO 5A Relay +LTB-LED 120VAC	RXG21F7	554
2CO 5A Relay +LTB-LED 220VAC	RXG21M7	554

For details on non-standard references, technical parameters, stockable and non-stockable status, please contact Customer Care Centre.

NORMAL STOCK ITEMS

W.E.F. July 01, 2017



- 10 A relays with 1 C/O contact and 5 A relays with 2 C/O contacts.
- Sockets with separate contact terminals, screw connector connection and built-in plastic maintaining clamp, 35mm DIN rail mounting and Panel mounting.
- Optional modules for additional protection

## RXG Interface Relays NEW

Product description	Reference	Unit LP [₹]
2CO 5A Relay +LTB-LED 230VAC	RXG21P7	543
2CO 5A Relay +LTB-LED 6VDC	RXG21RD	455
2CO 5A Relay +LTB-LED 12VDC	RXG21JD	455
2CO 5A Relay +LTB-LED 24VDC	RXG21BD	447
2CO 5A Relay +LTB-LED 48VDC	RXG21ED	455
2CO 5A Relay +LTB-LED 60VDC	RXG21ND	455
2CO 5A Relay +LTB-LED 110VDC	RXG21FD	455
2CO 5A Relay +LTB+LED 24VAC	RXG22B7	598
2CO 5A Relay +LTB+LED 48VAC	RXG22E7	598
2CO 5A Relay +LTB+LED 120VAC	RXG22F7	598
2CO 5A Relay +LTB+LED 220VAC	RXG22M7	598
2CO 5A Relay +LTB+LED 230VAC	RXG22P7	598
2CO 5A Relay +LTB+LED 6VDC	RXG22RD	498
2CO 5A Relay +LTB+LED 12VDC	RXG22JD	498
2CO 5A Relay +LTB+LED 24VDC	RXG22BD	498
2CO 5A Relay +LTB+LED 48VDC	RXG22ED	498
2CO 5A Relay +LTB+LED 60VDC	RXG22ND	498
2CO 5A Relay +LTB+LED 110VDC	RXG22FD	498
2CO 5A Relay-LTB+LED 24VAC	RXG23B7	576
2CO 5A Relay-LTB+LED 48VAC	RXG23E7	576
2CO 5A Relay-LTB+LED 120VAC	RXG23F7	576
2CO 5A Relay-LTB+LED 220VAC	RXG23M7	576
2CO 5A Relay-LTB+LED 230VAC	RXG23P7	576
2CO 5A Relay-LTB+LED 6VDC	RXG23RD	476
2CO 5A Relay-LTB+LED 12VDC	RXG23JD	476
2CO 5A Relay-LTB+LED 24VDC	RXG23BD	476
2CO 5A Relay-LTB+LED 48VDC	RXG23ED	476
2CO 5A Relay-LTB+LED 60VDC	RXG23ND	476
2CO 5A Relay-LTB+LED 110VDC	RXG23FD	476
2CO 5A Relay Clear 24VAC	RXG25B7	505
2CO 5A Relay Clear 48VAC	RXG25E7	505
2CO 5A Relay Clear 120VAC	RXG25F7	505
2CO 5A Relay Clear 220VAC	RXG25M7	505
2CO 5A Relay Clear 230VAC	RXG25P7	505
2CO 5A Relay Clear 6VDC	RXG25RD	404
2CO 5A Relay Clear 12VDC	RXG25JD	404
2CO 5A Relay Clear 24VDC	RXG25BD	404
2CO 5A Relay Clear 48VDC	RXG25ED	404
2CO 5A Relay Clear 60VDC	RXG25ND	404
2CO 5A Relay Clear 110VDC	RXG25FD	404
<b>Accessories</b>		
1CO Separate terminal socket with clamp	RGZE1S35M	239
2CO Separate terminal socket with clamp	RGZE1S48M	266
Plastic maintaining clamp for RGZ socket	RGZR215	25

For details on non-standard references, technical parameters, stockable and non-stockable status, please contact Customer Care Centre.

NORMAL STOCK ITEMS

W.E.F. July 01, 2017

## RXM Miniature Relays

Control Circuit Voltage	Reference	Unit LP [₹]
<b>Without Lockable Test Button without LED</b>		
<b>2 C/O - 5 AMPS</b>		
12 V DC	RXM2LB1JD	336
24 V DC	RXM2LB1BD	314
48 V DC	RXM2LB1ED	355
24 V AC	RXM2LB1B7	327
120 V AC	RXM2LB1F7	327
230 V AC	RXM2LB1P7	319
<b>4 C/O - 3 AMPS</b>		
12 V DC	RXM4LB1JD	396
24 V DC	RXM4LB1BD	362
48 V DC	RXM4LB1ED	408
24 V AC	RXM4LB1B7	396
120 V AC	RXM4LB1F7	408
230 V AC	RXM4LB1P7	362
<b>Without Lockable Test Button with LED</b>		
<b>2 C/O - 5 AMPS</b>		
12 V DC	RXM2LB2JD	362
24 V DC	RXM2LB2BD <input checked="" type="checkbox"/>	337
48 V DC	RXM2LB2ED	362
24 V AC	RXM2LB2B7	362
120 V AC	RXM2LB2F7	362
230 V AC	RXM2LB2P7 <input checked="" type="checkbox"/>	337
36 V DC	RXM2LB2CD	373
110 V DC	RXM2LB2FD	362
<b>4 C/O - 3 AMPS</b>		
12 V DC	RXM4LB2JD	408
24 V DC	RXM4LB2BD <input checked="" type="checkbox"/>	380
48 V DC	RXM4LB2ED	408
24 V AC	RXM4LB2B7	408
120 V AC	RXM4LB2F7	408
230 V AC	RXM4LB2P7 <input checked="" type="checkbox"/>	380
36 V DC	RXM4LB2CD	420
110 V DC	RXM4LB2FD	408

## Accessories

Description	Reference	Unit LP [₹]
<b>Sockets</b>		
Sockets - mixed-screw clamp - relay type RXM2 (without lockable test button)	RXZE1M2C <input checked="" type="checkbox"/>	154
Sockets - mixed-screw clamp - relay type RXM2/RXM4 (without lockable test button)	RXZE1M4C <input checked="" type="checkbox"/>	196

For details on non-standard references, technical parameters, stockable and non-stockable status, please contact Customer Care Centre.

NORMAL STOCK ITEMS

W.E.F. July 01, 2017

## RXM\*NB Miniature Relays

Control Circuit Voltage	Reference	Unit LP [₹]
<b>Miniature Relays without Lockable Test-Button, with LED</b>		
<b>2 Change Over - 10 AMPS Contact Rating</b>		
12 V DC	RXM2NB3JD	390
24 V DC	RXM2NB3BD	353
110 V DC	RXM2NB3FD	353
220 V DC	RXM2NB3MD	464
24 V AC	RXM2NB3B7	390
120 V AC	RXM2NB3F7	390
230 V AC	RXM2NB3P7	353
<b>4 Change Over - 5 AMPS Contact Rating</b>		
12 V DC	RXM4NB3JD	437
24 V DC	RXM4NB3BD	409
110 V DC	RXM4NB3FD	437
220 V DC	RXM4NB3MD	511
24 V AC	RXM4NB3B7	437
120 V AC	RXM4NB3F7	437
230 V AC	RXM4NB3P7	409

## RXZ Miniature Relay Socket

Description	Reference	Unit LP [₹]
<b>Accessories</b>		
<b>Sockets</b>		
socket for miniature relay - for RXM2N - with mixed contacts - screw clamp	RXZE2M2N	163
socket for miniature relay - for RXM4N - with mixed contacts - screw clamp	RXZE2M4N	186

## RXM Miniature Relays

Control Circuit Voltage	Reference	Unit LP [₹]
<b>Without LED</b>		
<b>2 Change Over - 12 AMPS Contact Rating</b>		
12 V DC	RXM2AB1JD	460
24 V AC	RXM2AB1B7	460
24 V DC	RXM2AB1BD <input checked="" type="checkbox"/>	443
48 V AC	RXM2AB1E7	460
48 V DC	RXM2AB1ED	460
110 V DC	RXM2AB1FD	473
120 V AC	RXM2AB1F7 <input checked="" type="checkbox"/>	460
230 V AC	RXM2AB1P7 <input checked="" type="checkbox"/>	443
<b>3 Change Over - 10 AMPS Contact Rating</b>		
12 V DC	RXM3AB1JD	627
24 V AC	RXM3AB1B7	698
24 V DC	RXM3AB1BD	626
48 V AC	RXM3AB1E7	787
48 V DC	RXM3AB1ED	796
110 V DC	RXM3AB1FD	796
120 V AC	RXM3AB1F7	645
230 V AC	RXM3AB1P7	645
<b>4 Change Over - 6 AMPS Contact Rating</b>		
12 V DC	RXM4AB1JD	562
24 V AC	RXM4AB1B7	562
24 V DC	RXM4AB1BD <input checked="" type="checkbox"/>	562
48 V AC	RXM4AB1E7	579
48 V DC	RXM4AB1ED	625
110 V DC	RXM4AB1FD	625
120 V AC	RXM4AB1F7 <input checked="" type="checkbox"/>	562
220 V DC	RXM4AB1MD	625
230 V AC	RXM4AB1P7 <input checked="" type="checkbox"/>	562
240 V AC	RXM4AB1U7	562
With LED		
<b>2 Change Over - 12 AMPS Contact Rating</b>		
12 V DC	RXM2AB2JD	480
24 V AC	RXM2AB2B7	478
24 V DC	RXM2AB2BD <input checked="" type="checkbox"/>	460
48 V AC	RXM2AB2E7	480
48 V DC	RXM2AB2ED	480
110 V DC	RXM2AB2FD	480
120 V AC	RXM2AB2F7 <input checked="" type="checkbox"/>	480
230 V AC	RXM2AB2P7 <input checked="" type="checkbox"/>	460
<b>3 Change Over - 10 AMPS Contact Rating</b>		
12 V DC	RXM3AB2JD	618
24 V AC	RXM3AB2B7	642
24 V DC	RXM3AB2BD	600
48 V AC	RXM3AB2E7	755
48 V DC	RXM3AB2ED	738
110 V DC	RXM3AB2FD	627
120 V AC	RXM3AB2F7	616
230 V AC	RXM3AB2P7	616
<b>4 Change Over - 6 AMPS Contact Rating</b>		
12 V DC	RXM4AB2JD	655
24 V AC	RXM4AB2B7	655
24 V DC	RXM4AB2BD <input checked="" type="checkbox"/>	622
48 V AC	RXM4AB2E7	655
48 V DC	RXM4AB2ED	655
110 V DC	RXM4AB2FD	655
120 V AC	RXM4AB2F7 <input checked="" type="checkbox"/>	655
125 V DC	RXM4AB2GD	655
230 V AC	RXM4AB2P7 <input checked="" type="checkbox"/>	622

## RXM Miniature Relays

Control Circuit Voltage	Reference	Unit LP [₹]
With Low Level Contact		
<b>4 Change Over - 3 AMPS Contact Rating</b>		
12 V DC	RXM4GB1JD	662
	RXM4GB2JD	704
24 V AC	RXM4GB1B7	662
	RXM4GB2B7	704
24 V DC	RXM4GB1BD	662
	RXM4GB2BD	684
48 V AC	RXM4GB1E7	662
	RXM4GB2E7	704
48 V DC	RXM4GB1ED	662
	RXM4GB2ED	704
110 V DC	RXM4GB1FD	662
	RXM4GB2FD	704
120 V AC	RXM4GB1F7	662
	RXM4GB2F7	704
230 V AC	RXM4GB2P7	704
	RXM4GB1P7	643
240 V AC	RXM4GB2U7	684

## RXZ Miniature Relays

Description	Reference	Unit LP [₹]
Accessories		
Sockets		
Socket for miniature relay - Zelio RXZ - with mixed contacts - connectors	RXZE2M114M <input checked="" type="checkbox"/>	214
Socket for miniature relay - Zelio RXZ - with mixed contacts - screw clamp	RXZE2M114 <input checked="" type="checkbox"/>	238
Socket for miniature relay - Zelio RXZ - with separate contacts - connectors	RXZE2S111M <input checked="" type="checkbox"/>	273
	RXZE2S114M	292
Protection Modules		
Diode		
Protection module - diode - 6..250V DC - for miniature relay socket RXZ	RXM040W	109
RC Circuit		
Protection module - RC circuit - 110..240 AC - for miniature relay socket RXZ	RXM041FU7	119
Protection module - RC circuit - 24..60 AC - for miniature relay socket RXZ	RXM041BN7	119
Varistor		
Protection module -Varistor - 24..60V AC/DC - for miniature relay socket RXZ	RXM021BN	141
Protection module -Varistor - 6..24V AC/DC - for miniature relay socket RXZ	RXM021RB	141
Protection module -Varistor -110..240 AC/DC - for miniature relay socket RXZ	RXM021FP	133
Clips and Legends		
Clip-in legends-for Sockets having Separate contact	RXZL420	16
Clip-in legends - for Zelio relay - set of 10	RXZL520	207
Metal maintaining clamp - For miniature relay socket RXZ	RXZ400	39
Mounting adaptor for DIN rail - for miniature relay socket RXZ	RXZE2DA	56
Mounting adaptor with fixing lugs for panel - for miniature relay socket RXZ	RXZE2FA	56
Plastic maintaining clamp - For miniature relay socket RXZ	RXZR335	37

For details on non-standard references, technical parameters, stockable and non-stockable status, please contact Customer Care Centre.

NORMAL STOCK ITEMS

W.E.F. July 01, 2017

RPM Power Relays

Control Circuit Voltage	Reference	Unit LP [₹]
Without LED		
<b>1 Change Over - 15 AMPS Contact Rating</b>		
12 V DC	RPM11JD	817
24 V AC	RPM11B7	817
24 V DC	RPM11BD	811
48 V AC	RPM11E7	817
48 V DC	RPM11ED	817
110 V DC	RPM11FD	817
120 V AC	RPM11F7	990
230 V AC	RPM11P7	902
<b>2 Change Over - 15 AMPS Contact Rating</b>		
12 V DC	RPM21JD	844
24 V AC	RPM21B7	844
24 V DC	RPM21BD	820
48 V AC	RPM21E7	844
48 V DC	RPM21ED	844
110 V DC	RPM21FD	844
120 V AC	RPM21F7	990
230 V AC	RPM21P7	844
<b>3 Change Over - 15 AMPS Contact Rating</b>		
12 V DC	RPM31JD	872
24 V AC	RPM31B7	914
24 V DC	RPM31BD	872
48 V AC	RPM31E7	872
48 V DC	RPM31ED	872
110 V DC	RPM31FD	872
120 V AC	RPM31F7	1030
230 V AC	RPM31P7	939
<b>4 Change Over - 15 AMPS Contact Rating</b>		
12 V DC	RPM41JD	914
24 V AC	RPM41B7	914
24 V DC	RPM41BD	911
48 V AC	RPM41E7	914
48 V DC	RPM41ED	863
110 V DC	RPM41FD	914
120 V AC	RPM41F7	1047
230 V AC	RPM41P7	914
With LED		
<b>1 Change Over - 15 AMPS Contact Rating</b>		
12 V DC	RPM12JD	861
24 V AC	RPM12B7	861
24 V DC	RPM12BD	578
48 V AC	RPM12E7	861
48 V DC	RPM12ED	861
110 V DC	RPM12FD	861
120 V AC	RPM12F7	1030
230 V AC	RPM12P7	939
<b>2 Change Over - 15 AMPS Contact Rating</b>		
12 V DC	RPM22JD	872
24 V AC	RPM22B7	872
24 V DC	RPM22BD	765
48 V AC	RPM22E7	872
48 V DC	RPM22ED	872
110 V DC	RPM22FD	872
120 V AC	RPM22F7	1030
230 V AC	RPM22P7	856

RPM Power Relays

Control Circuit Voltage	Reference	Unit LP [₹]
<b>3 Change Over - 15 AMPS Contact Rating</b>		
12 V DC	RPM32JD	887
24 V AC	RPM32B7	887
24 V DC	RPM32BD	976
48 V AC	RPM32E7	887
48 V DC	RPM32ED	887
110 V DC	RPM32FD	887
120 V AC	RPM32F7	1047
230 V AC	RPM32P7	976
<b>4 Change Over - 15 AMPS Contact Rating</b>		
12 V DC	RPM42JD	946
24 V AC	RPM42B7	927
24 V DC	RPM42BD	921
48 V AC	RPM42E7	918
48 V DC	RPM42ED	946
110 V DC	RPM42FD	919
120 V AC	RPM42F7	1022
230 V AC	RPM42P7	921

RPZ Power Relays

Description	Reference	Unit LP [₹]
Accessories		
Mixed Contact Socket		
	RPZF2	374
Socket for power relay - Zelio RPZ - with mixed contacts - screw clamp	RPZF1	372
	RPZF4	637
	RPZF3	659
Clips And Legends		
Metal maintaining clamp - for relay socket RPZF1	RPZR235	100
Mounting adaptor for DIN rail - for power relay socket RPZ	RPZ1DA	100
	RPZ3DA	100
	RPZ4DA	137
Mounting adaptor with fixing lugs for panel - for power relay socket RPZ	RPZ1FA	100
	RPZ3FA	100
	RPZ4FA	137

RPF Power Relays

Control Circuit Voltage	Reference	Unit LP [₹]
N/O - 30 AMPS Contact Rating		
24 V DC	RPF2ABD	1491
120 V AC	RPF2AF7	1535
230 V AC	RPF2AP7	1461
Change Over - 30 AMPS Contact Rating		
12 V DC	RPF2BJD	1251
24 V AC	RPF2BB7	1287
24 V DC	RPF2BBD	1478
110 V DC	RPF2BFD	1287
120 V AC	RPF2BF7	1650
230 V AC	RPF2BP7	1521

For details on non-standard references, technical parameters, stockable and non-stockable status, please contact Customer Care Centre.



## RE17 Electronic Timers

NEW

Description	Reference	Unit LP [₹]
On Delay Timer 24 240 Vac	RE17LAMW	1884
Off Delay Timer 24 240VAC	RE17LCBM	2246
Timer Function H Solid State Output 24 240VAC	RE17LHBM	2873
Flashing Timer	RE17LLBM	2361
Multi Functionion Timer	RE17LMBM	2271
Timer Function A at 1C O 24VAC DC 240VAC	RE17RAMU	1801
Timer Function B 1C O 24VAC DC 240VAC	RE17RBMU	2678
Timer Function C 1C O 24VAC DC 240VAC	RE17RCMU	1884
Timer Function H Ht 1C O 24VAC DC 240VAC	RE17RHMU	1939
Flashing Timer	RE17RLJU	2520
Timer Function L Li 1C O 24VAC DC 240VAC	RE17RLMU	2520
MultiFunction Timer 1C O 24VAC DC 240VAC	RE17RMEMU	2244
10 X MultiFunction Timer 1C O 12VAC DC	RE17RMJU	2385
MultiFunction Timer 1C O 24VAC DC 240VAC	RE17RMMU	2317
MultiFunction Timer 1C O 12 240VAC DC	RE17RMMW	2581
MultiFunction Timer 1C O 12 240VAC DC	RE17RMMWS	2779
MultiFunction Timer 1C O 24VAC DC 240VAC	RE17RMXMU	2915

For details on non-standard references, technical parameters, stockable and non-stockable status, please contact Customer Care Centre.

NORMAL STOCK ITEMS

W.E.F. July 01, 2017

## Biometric Switch

Description	Reference	Unit LP [₹]
Bistable biometric switch, 24 V DC - PNP - by 2m cable	XB5S1B2L2	28154
Bistable biometric switch, 24 V DC - PNP - by M12 connector	XB5S1B2M12	29703
Monostable biometric switch, 24 V DC - PNP - by 2m cable	XB5S2B2L2	28521
Monostable biometric switch, 24 V DC - PNP - by M12 connector	XB5S2B2M12	29612

## Accessories

Description	Reference	Unit LP [₹]
Protective cover, translucent & self adhesive	ZB5SZ70	701
Diameter 22 mm nut	ZB5SZ71	286
Legend plate 28X7 mm	ZBY0101T	132

## Pushbuttons

Description	Type of Contact	Colour	Reference	Unit LP [₹]
<b>Spring return</b>				
	NO	White	XB5AA11N <input checked="" type="checkbox"/>	131
	NO	Black	XB5AA21N <input checked="" type="checkbox"/>	131
	NO	Green	XB5AA31N <input checked="" type="checkbox"/>	131
<b>Flush</b>				
	NO	Yellow	XB5AA51N <input checked="" type="checkbox"/>	131
	NO	Blue	XB5AA61N <input checked="" type="checkbox"/>	131
	NC	Red	XB5AA42N <input checked="" type="checkbox"/>	131
	NO	Red	XB5AA41N <input checked="" type="checkbox"/>	131
	NO	Blank	XB5AA01N* <input checked="" type="checkbox"/>	131
	NO	White	XB5AL11N	164
	NO	Black	XB5AL21N	159
	NO	Green	XB5AL31N <input checked="" type="checkbox"/>	159
<b>Projecting</b>				
	NO	Yellow	XB5AL51N	159
	NO	Blue	XB5AL61N	159
	NC	Red	XB5AL42N <input checked="" type="checkbox"/>	159
	NO	Red	XB5AL41N	159
	NO	Black	XB5AP21N <input checked="" type="checkbox"/>	186
	NO	Green	XB5AP31N <input checked="" type="checkbox"/>	186
<b>Flush with silicon transparent boot</b>				
	NO	Yellow	XB5AP51N <input checked="" type="checkbox"/>	186
	NO	Blue	XB5AP61N	191
	NC	Red	XB5AP42N <input checked="" type="checkbox"/>	186
	NO	Green	XB5AA3311N	185
	NC	Red	XB5AA4322N	185
<b>Flush, marked (double molding /injection marking)</b>				
	NO	Green	XB5AA3331N <input checked="" type="checkbox"/>	185
	NC	Red	XB5AA4342N <input checked="" type="checkbox"/>	185
	NO	Green	XB5AA3411N	190
	NC	Red	XB5AA4352N	190
<b>Projecting, marked (double molding /injection marking)</b>				
	NC	Red	XB5AL4342N	193
	NC	Red	XB5AL4352N	193
<b>Flush, marked "I/O"</b>				
	NO+NC	Green	XB5AL845N <input checked="" type="checkbox"/>	917

## Pilot lights


Description	Supply Voltage	Colour	Reference	Unit LP [₹]	
With smooth lens (except clear colour)					
	~ 24V	White	XB7EV01BPN <input checked="" type="checkbox"/>	209	
		Green	XB7EV03BPN <input checked="" type="checkbox"/>	193	
		Red	XB7EV04BPN <input checked="" type="checkbox"/>	193	
		Yellow	XB7EV05BPN <input checked="" type="checkbox"/>	193	
		Amber	XB7EV08BPN <input checked="" type="checkbox"/>	193	
		Blue	XB7EV06BPN <input checked="" type="checkbox"/>	399	
		Clear	XB7EV07BPN* <input checked="" type="checkbox"/>	193	
		~ 120V	White	XB7EV01GPN <input checked="" type="checkbox"/>	209
			Green	XB7EV03GPN <input checked="" type="checkbox"/>	193
			Red	XB7EV04GPN <input checked="" type="checkbox"/>	193
	Yellow		XB7EV05GPN <input checked="" type="checkbox"/>	193	
	Amber		XB7EV08GPN <input checked="" type="checkbox"/>	193	
	Blue		XB7EV06GPN <input checked="" type="checkbox"/>	399	
	Clear		XB7EV07GPN* <input checked="" type="checkbox"/>	193	
	~ 230V		White	XB7EV01MPN <input checked="" type="checkbox"/>	209
			Green	XB7EV03MPN <input checked="" type="checkbox"/>	193
			Red	XB7EV04MPN <input checked="" type="checkbox"/>	193
		Yellow	XB7EV05MPN <input checked="" type="checkbox"/>	193	
		Amber	XB7EV08MPN <input checked="" type="checkbox"/>	193	
		Blue	XB7EV06MPN <input checked="" type="checkbox"/>	399	
		Clear	XB7EV07MPN* <input checked="" type="checkbox"/>	193	
Direct Integral LED					

\* Clear type pilot lights are provided with striated lens.





### Illuminated Pushbutton

Description	Type of Contact	Colour	Reference	Unit LP 
With smooth lens (except clear colour)				
Flush Integral LED $\approx$ 24V	NO	White	XB5AW31B1N <input checked="" type="checkbox"/>	380
	NO	Green	XB5AW33B1N <input checked="" type="checkbox"/>	381
	NC	Red	XB5AW34B2N <input checked="" type="checkbox"/>	381
	NO	Yellow	XB5AW35B1N <input checked="" type="checkbox"/>	381
	NO	Amber	XB5AW38B1N <input checked="" type="checkbox"/>	424
	NO	Blue	XB5AW36B1N <input checked="" type="checkbox"/>	736
	NO	Clear	XB5AW37B1N*	736
Projecting Integral LED $\approx$ 24V	NO	White	XB5AW11B1N	374
	NO	Green	XB5AW13B1N <input checked="" type="checkbox"/>	381
	NC	Red	XB5AW14B2N <input checked="" type="checkbox"/>	381
	NO	Yellow	XB5AW15B1N	381
	NO	Amber	XB5AW18B1N	374
	NO	Blue	XB5AW16B1N	722
	NO	Clear	XB5AW17B1N*	385
Push Integral LED $\approx$ 24V	NO	White	XB5AH31B1N	502
	NO	Green	XB5AH33B1N	502
	NC	Red	XB5AH34B2N	502
	NO	Yellow	XB5AH35B1N	502
	NO	Amber	XB5AH38B1N	517
	NO	Blue	XB5AH36B1N	746
	NO	Clear	XB5AH37B1N*	517
Flush Integral LED $\sim$ 110V	NO	White	XB5AW31G1N	465
	NO	Green	XB5AW33G1N <input checked="" type="checkbox"/>	465
	NC	Red	XB5AW34G2N <input checked="" type="checkbox"/>	465
	NO	Yellow	XB5AW35G1N	465
	NO	Amber	XB5AW38G1N	443
	NO	Blue	XB5AW36G1N	736
	NO	Clear	XB5AW37G1N*	842
Flush Integral LED $\sim$ 230V	NO	White	XB5AW31M1N <input checked="" type="checkbox"/>	434
	NO	Green	XB5AW33M1N <input checked="" type="checkbox"/>	381
	NC	Red	XB5AW34M2N <input checked="" type="checkbox"/>	381
	NO	Yellow	XB5AW35M1N <input checked="" type="checkbox"/>	381
	NO	Amber	XB5AW38M1N <input checked="" type="checkbox"/>	424
	NO	Blue	XB5AW36M1N <input checked="" type="checkbox"/>	736
	NO	Clear	XB5AW37M1N*	818
Projecting Integral LED $\sim$ 230V	NO	White	XB5AW11M1N	493
	NO	Green	XB5AW13M1N	381
	NC	Red	XB5AW14M2N	381
	NO	Yellow	XB5AW15M1N	381
	NO	Amber	XB5AW18M1N	374
	NO	Blue	XB5AW16M1N	722
	NO	Clear	XB5AW17M1N*	385
Push Integral LED $\sim$ 230V	NO	White	XB5AH11M1N	573
	NO	Green	XB5AH13M1N <input checked="" type="checkbox"/>	502
	NC	Red	XB5AH14M2N <input checked="" type="checkbox"/>	502
	NO	Yellow	XB5AH15M1N	502
	NO	Amber	XB5AH18M1N	517
	NO	Blue	XB5AH16M1N	768
	NO	Clear	XB5AH17M1N*	517

\* Clear type illuminated Push buttons are provided with striated lens.

Non-Illuminated Pushbutton

Description	Dia of Head	Type of Contact	Colour	Reference	Unit LP [₹]
Mushroom Head					
		NO	Black	XB5AC21N <input checked="" type="checkbox"/>	253
		NO	Green	XB5AC31N <input checked="" type="checkbox"/>	253
	40	NC	Red	XB5AC42N <input checked="" type="checkbox"/>	253
		NO	Red	XB5AC41N <input checked="" type="checkbox"/>	253
		NO	Yellow	XB5AC51N	253
		NO	Blue	XB5AC61N	253
Spring return					
	60	NO	Black	XB5AR21N	328
		NO	Green	XB5AR31N <input checked="" type="checkbox"/>	328
		NC	Red	XB5AR42N	328
		NO	Red	XB5AR41N	328
		NO	Yellow	XB5AR51N	328
		NO	Blue	XB5AR61N	339
	30	NC	Black	XB5AS422N	247
		NC	Red	XB5AS442N <input checked="" type="checkbox"/>	247
Turn to release					
	40	NC	Black	XB5AS522N <input checked="" type="checkbox"/>	251
		NC	Red	XB5AS542N <input checked="" type="checkbox"/>	247
Key release (n° 155)					
	40	NC	Red	XB5AS9445N <input checked="" type="checkbox"/>	575
		NC	Black	XB5AS122N <input checked="" type="checkbox"/>	446
Trigger action					
turn to release	40	NC+NO	Red	XB5AS8445N	545
key to release	40	NO+NC	Red	XB5AS9445N	575
key to release	40	NC	Red	XB5AS9442N	580

Illuminated Pushbutton with yellow LED

Description	Supply Voltage	Type of Contact	Reference	Unit LP [₹]	
Double Headed Pushbuttons (Spring return)					
1 flush push (marked "I")	≈ 24V	NO+NC	XB5AW84B5N <input checked="" type="checkbox"/>	910	
1 pilot light	~ 110V	NO+NC	XB5AW84G5N		
1 projecting push (marked "0")	~ 230V	NO+NC	XB5AW84M5N <input checked="" type="checkbox"/>		
Mushroom Head Pushbuttons (Illuminated)					
Turn to release	≈ 24V	NC	Red	XB5AW74B2N <input checked="" type="checkbox"/>	800
	~ 230V-240V	NC	Red	XB5AW74M2N <input checked="" type="checkbox"/>	850

Illuminated - Selector switch

Description	Type of Contact	Colour	Reference	Unit LP [₹]
2 stay put ≈ 24V	NO	White	XB5AK121B1N <input checked="" type="checkbox"/>	633
	NO	Green	XB5AK123B1N <input checked="" type="checkbox"/>	548
	NC	Red	XB5AK124B2N <input checked="" type="checkbox"/>	548
	NO	Yellow	XB5AK125B1N <input checked="" type="checkbox"/>	548
2 spring return from right to left ≈ 24V	NO	Blue	XB5AK126B1N	890
	NO	White	XB5AK141B1N	962
	NO	Green	XB5AK143B1N	962
	NC	Red	XB5AK144B2N	991
3 stay put ≈ 24V	NO	Yellow	XB5AK145B1N	962
	NO	Blue	XB5AK146B1N	1204
	2NO	White	XB5AK131B3N	834
	2NO	Green	XB5AK133B3N <input checked="" type="checkbox"/>	576
3 spring return to centre ≈ 24V	1NO+1NC	Red	XB5AK134B5N <input checked="" type="checkbox"/>	576
	2NO	Yellow	XB5AK135B3N	576
	2NO	Blue	XB5AK136B3N	1111
	2NO	White	XB5AK151B3N	625
2 stay put ~ 230V	2NO	Green	XB5AK153B3N <input checked="" type="checkbox"/>	577
	1NO+1NC	Red	XB5AK154B5N	840
	2NO	Yellow	XB5AK155B3N	840
	2NO	Blue	XB5AK156B3N	1271
2 spring return right to left ~ 230V	NO	White	XB5AK121M1N <input checked="" type="checkbox"/>	633
	NO	Green	XB5AK123M1N <input checked="" type="checkbox"/>	548
	NC	Red	XB5AK124M2N <input checked="" type="checkbox"/>	548
	NO	Yellow	XB5AK125M1N <input checked="" type="checkbox"/>	548
3 stay put ~ 230V	NO	Blue	XB5AK126M1N	890
	NO	White	XB5AK141M1N	991
	NO	Green	XB5AK143M1N	962
	NC	Red	XB5AK144M2N	991
3 spring return to center ~ 230V	NO	Yellow	XB5AK145M1N	991
	NO	Blue	XB5AK146M1N	1204
	2NO	White	XB5AK131M3N	858
	2NO	Green	XB5AK133M3N <input checked="" type="checkbox"/>	576
3 stay put ~ 230V	1NO+1NC	Red	XB5AK134M5N <input checked="" type="checkbox"/>	576
	2NO	Yellow	XB5AK135M3N	576
	2NO	Blue	XB5AK136M3N	1111
	2NO	White	XB5AK151M3N	625
3 spring return to center ~ 230V	2NO	Green	XB5AK153M3N <input checked="" type="checkbox"/>	577
	1NO+1NC	Red	XB5AK154M5N	840
	2NO	Yellow	XB5AK155M3N <input checked="" type="checkbox"/>	840
	2NO	Blue	XB5AK156M3N <input checked="" type="checkbox"/>	1271

## Non Illuminated Selector switches & Key switches

Description	Type of Contact	Reference	Unit LP [₹]
Standard handle black	2 stay put	1NO XB5AD21N <input checked="" type="checkbox"/>	319
	2 spring return, right to left	1NO XB5AD41N <input checked="" type="checkbox"/>	510
	3 stay put	2NO XB5AD33N <input checked="" type="checkbox"/>	349
	3 spring return to center	2NO XB5AD53N <input checked="" type="checkbox"/>	372
	3 spring return, left to center	2NO XB5AD73N <input checked="" type="checkbox"/>	372
	3 spring return, right to center	2NO XB5AD83N <input checked="" type="checkbox"/>	399
Long handle black	2 stay put	1NO XB5AJ21N <input checked="" type="checkbox"/>	324
	3 stay put	2NO XB5AJ33N <input checked="" type="checkbox"/>	359
	3 Spring return to center	2NO XB5AJ53N <input checked="" type="checkbox"/>	374
Key switch	2 stay put*	1NO XB5AG21N <input checked="" type="checkbox"/>	490
	2 stay put*	1NO XB5AG021N	559
	2 stay put*	1NO XB5AG41N	490
	2 spring return, right to left	1NO XB5AG61N	870
	3 stay put*	2NO XB5AG53N <input checked="" type="checkbox"/>	522
	3 stay put*	2NO XB5AG03N <input checked="" type="checkbox"/>	416
	3 stay put*	2NO XB5AG33N <input checked="" type="checkbox"/>	550
	3 spring return to center	2NO XB5AG73N <input checked="" type="checkbox"/>	804
	3 spring return, left to center	2NO XB5AG13N	567
	3 spring return, right to center	2NO XB5AG083N	707

\* Please refer catalogue for Key withdrawal position

## Accessories

Description	Legend Colour	Marking	Reference	Unit LP [₹]
With blank legend (for engraving)	Black/Red bkgd.	Blank	ZBY2101N <input checked="" type="checkbox"/>	89
	White/Yellow bkgd.	Blank	ZBY4101N	89
With 8 x 27 mm English language marked legend	Black or Red bkgd.	Inch	ZBY2321N	92
		OFF	ZBY2312N	92
		ON	ZBY2326N	92
		Reset	ZBY2323N	92
		Reverse	ZBY2306N	92
Legends for emergency stop	Emergency stop	ON	ZBY9330N <input checked="" type="checkbox"/>	89
Mushroom head pushbuttons	Yellow bkgd.		ZBY8330N	89

## Pushbutton caps (unmarked)

• For use with ZB5-AAON circular pushbutton heads supplied without caps

Type of Pushbutton caps	Colour	Reference	Unit LP [₹]
Flush	White	ZBA1N	32
	Black	ZBA2N	32
	Red	ZBA4N	32
	Yellow	ZBA5N	32
	Blue	ZBA6N	32
	Set of 6 colours*	ZBA9N	58
Projecting	White	ZBL1N	59
	Black	ZBL2N	59
	Green	ZBL3N	59
	Red	ZBL4N	59
	Yellow	ZBL5N	59
	Blue	ZBL6N	59
	Set of 6 colors*	ZBL9N	59

## Pushbutton caps (marked)

Type of Pushbutton caps	Text	Colour	Colour of Cap	Reference	Unit LP [₹]
Projecting Flush (Double injection moulded marking)	STOP	White	Red	ZBL434N	92
	I	White	Green	ZBA331N	92
	START	White	Green	ZBA333N	89
	ON	White	Green	ZBA341N**	129
	STOP	White	Red	ZBA434N	89
	UP	Black	White	ZBA343N	129
	DOWN	White	Black	ZBA344N	133
	OFF	White	Red	ZBA434N	89

\* Set of 6 colours white + black + green + red + yellow + blue

\*\* Excluding ZBA-341N of double injection moulded marking

## Accessories

Description	Application	Reference	Unit LP [₹]
Plastic blanking plug, round black,	For Ø 22 control and signalling units with circular head	ZB5SZ3N <input checked="" type="checkbox"/>	89
Anti rotation plate,	Prevents head from rotation	ZB5AZ902N <input checked="" type="checkbox"/>	25
Fixing collar	To fix contacts or lights	ZB5AZ009N <input checked="" type="checkbox"/>	89
Fixing nut		ZB5AZ901N	25

## Contact blocks with screw clamp terminal connections

Description	Type of Contact	Reference	Unit LP [₹]
Standard single	1NO	ZBE101N <input checked="" type="checkbox"/>	74
Contact blocks	1NC	ZBE102N <input checked="" type="checkbox"/>	74

## Clear silicon boots

Description	Reference	Unit LP [₹]
Boot for cylindrical flush PB	ZBPAN <input checked="" type="checkbox"/>	51
Boot for cylindrical projecting PB	ZBP0N	53
Boot for double head illuminated PB and non-illuminated PB	ZBW008N	92

Light block with screw clamp terminal connections

Description	Supply Voltage	Colour of Light source	Reference	Unit LP [₹]
Integral LED	~ 24V	White	ZBVB1N	239
		Green	ZBVB3N <input checked="" type="checkbox"/>	239
		Red	ZBVB4N	239
		Yellow	ZBVB5SN	239
		Amber	ZBVB8N	239
		Blue	ZBVB6N	632
	~ 110V	White	ZBVG1N	318
		Green	ZBVG3N	309
		Red	ZBVG4N	309
		Yellow	ZBVG5SN	806
		Amber	ZBVG8N	318
		Blue	ZBVG6N	657
	~ 220V	White	ZBVM1N	375
		Green	ZBVM3N <input checked="" type="checkbox"/>	247
		Red	ZBVM4N <input checked="" type="checkbox"/>	247
		Yellow	ZBVM5SN	247
		Amber	ZBVM8N	254
		Blue	ZBVM6N	638
Direct bulb holder without resistance	~ 130V	-	ZBV6N	151

## Flush mounting kit NEW



- Only addition to the BOM is a flush mounting kit
- Installation into a 30.50 mm hole
- New aesthetics for machine control panel using the same control devices as before
- Possibility to refurbish old machine with new style

Description	Reference	Unit LP [₹]
Metal flush mounting kit (PB and PL).	ZB4BZ021	781
Metal flush mounting kit (SS and IPB).	ZB4BZ022	823
Plastic flush mounting kit (PB and PL).	ZB5AZ021	686
Plastic flush mounting kit (SS and IPB).	ZB5AZ022	693
Plastic flush mounting kit for legend 8x27 (PB and PL).	ZB5AZ023	781
Plastic flush mounting kit for legend 8x27 (SS and IPB).	ZB5AZ024	830
Plastic flush mounting kit for legend 18x27 (PB and PL).	ZB5AZ025	1074
Plastic flush mounting kit for legend 18x27 (SS and IPB).	ZB5AZ026	1123

For details on non-standard references, technical parameters, stockable and non-stockable status, please contact Customer Care Centre.

NORMAL STOCK ITEMS

W.E.F. July 01, 2017



# Acti 9 | Advanced Communication Technology that Inspires.....

## >Innovative

- Centralized control system including energy metering
- Large and variable data reading and computing through universal Modbus protocol

## >Efficient

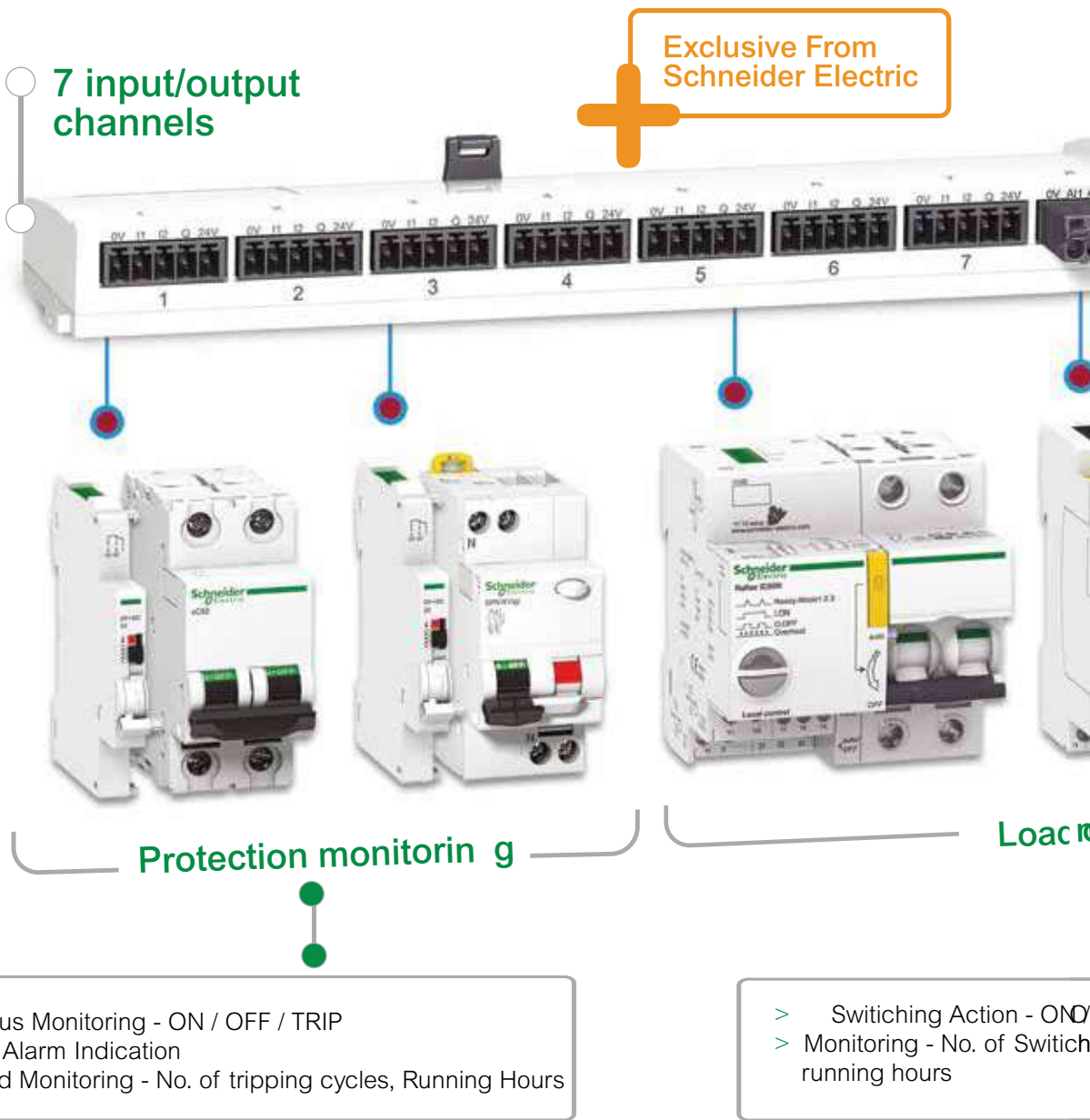
- One-click, prefabricated wiring for comprehensive communication between your distribution board or panel and any facility management system

## >Reliable

- Error proof connection leading to reduction in downtime
- EMC tested for immunity, radiated and conducted safety

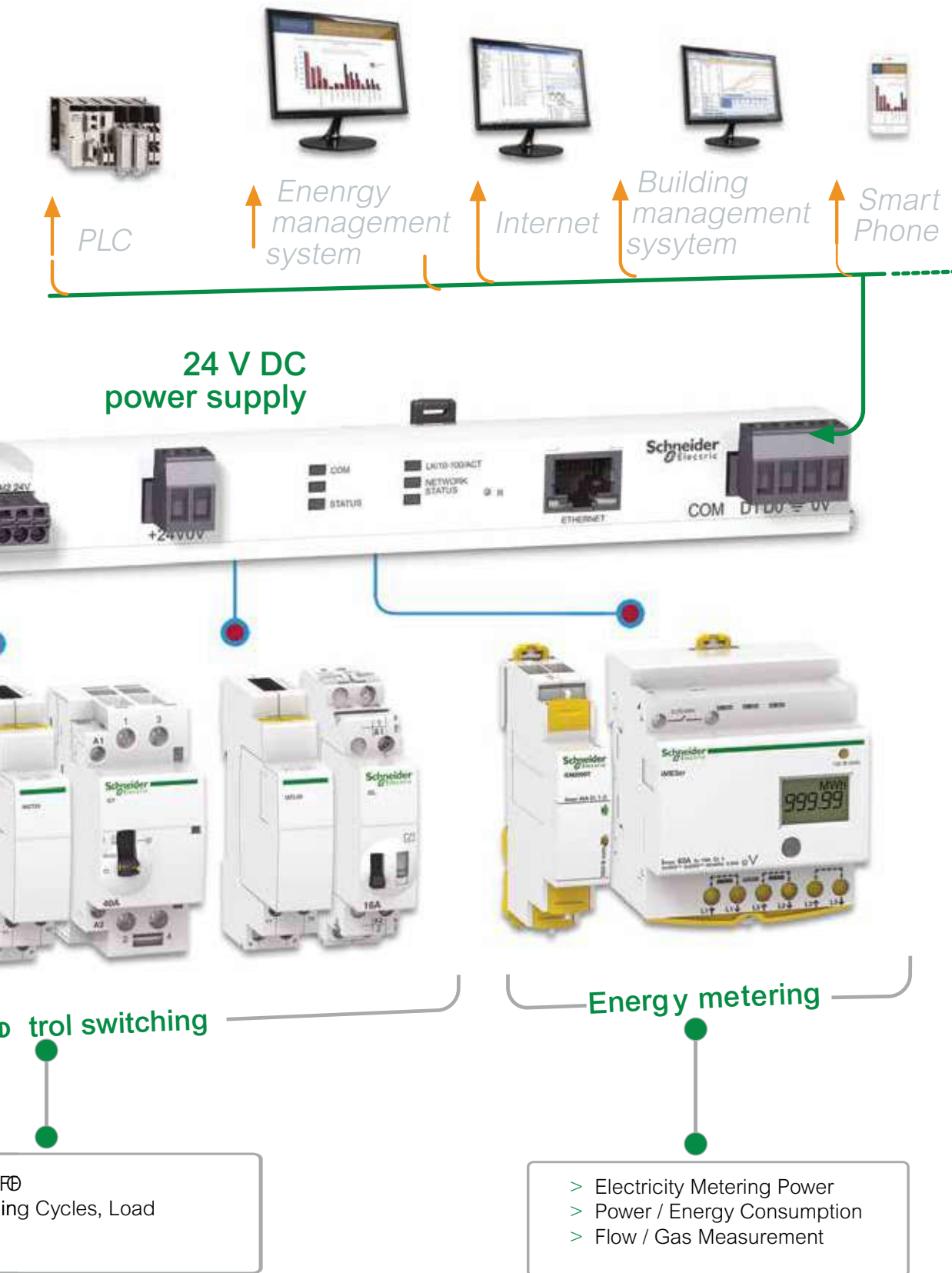
**NEW**

Email Notification upon Event (Device Status Change, Alarm threshold reached etc.)



Meets the challenge of all your applications  
Detailed load control, reduced downtime and accurately planned maintenance

# Ready to connect to any facility management solution



## Green Premium Products

100% Recyclable and Recoverable  
REACH, ROHS, PEP, EOLI compliant

### Smartlink



- Compliance to IEC/EN 61131-2
- Protection Monitoring – Device Status and alarm notifications
- Load Control / Switching through Contactors and Impulse Relays
- Energy Monitoring through pulse meters
- Alarm over email and analog sensors (temperature / humidity) with Smartlink Ethernet
- Plug & Play – Pre fabricated cables and in built web pages
- Rated Voltage: 24V DC

Description	Reference	Unit LP [₹]
Smartlink Modbus	A9XMSB11	33170
Smartlink IP	A9XMEA08	36955

### Communication Auxiliaries




Auxiliary for Protection Devices (OF+SD24)

Auxiliary for Contactors (iACT24)

Auxiliary for Impulse Relays (iATL24)

Description	Module Width	Reference	Unit LP [₹]
OF+SD24	0.5	A9N26899	2275
iACT24	1	A9C15924	11335
iATL24	1	A9C15424	11935

### Accessories



Description	Set of	Reference	Unit LP [₹]
<b>Prefabricated Cables:</b>			
<b>With 2 Connectors</b>			
Short: 100mm	6	A9XCAS06	4610
Medium: 160mm	6	A9XCAM06	4655
Long: 870mm	6	A9XCAL06	5295
<b>With 1 Connector</b>			
Long:870mm	6	A9XCAU06	3180
<b>Connectors</b>			
5-pin connectors (Ti24)	12	A9XC2412	6415
<b>Mounting Kit</b>			
Din Rail (4 feet, 4 Straps, 4 Adapters)	1	A9XMFA04	1255
<b>Multiclip</b>			
Multiclip 80A	1	04000	7715
<b>Spare Parts</b>			
Lock for Multiclip 80A (2 clips)	1	A9XMLA02	382
<b>Distribloc 63A</b>			
Distribution from the top (4 Module)	1	04040	8785
Distribution through the bottom (4 Module)	1	04041	8785
Power Logic EGX300 - Ethernet port (4 Module)	1	30002885	27796
ABL Power Supply - 1.2A 24VDC	1	ABL8MEM24012	5952
ABL Power Supply - 0.6A 24VDC	1	ABL8MEM24006	4368
Double DIN rail	1	LSL58801A	725

LP: List Price

For details on non standard references, technical parameters, stockable and non stockable status, please contact Customer Care

NORMAL STOCK ITEMS

W.E.F. June 01, 2017



## Reflex iC60 - Integrated Control & Overcurrent Protection Device



- All in One Solution: MCB + Contactor + Impulse Relay + Auxiliary
- 10kA Breaking capacity as per IEC/EN 60947-2,
- Ti24 interface: Connection to PLC, Smartlink
- 3 operating modes to cater to a variety of applications
- Safe lock down with Integrated Padlocking
- Simplified maintenance: Front face Indicator allows better reliability

[In] Rated Current (A)	2 Pole Reference	Unit LP [₹]	3 Pole Reference	Unit LP [₹]	4 Pole Reference	Unit LP [₹]
Module Width **	4.5 mod		5.5 mod		6.5 mod	
<b>B Curve</b>						
10	A9C61210	31180	A9C61310	33555	A9C61410	34910
16	A9C61216	31200	A9C61316	33585	A9C61416	34955
25	A9C61225	31235	A9C61325	33650	A9C61425	35025
40	A9C61240	33195	A9C61340	36570	A9C61440	38930
63	A9C61263	34345	A9C61363	37285	A9C61463	39175
<b>C Curve</b>						
10	A9C62210	31185	A9C62310	33560	A9C62410	34925
16	A9C62216	31200	A9C62316	33585	A9C62416	34955
25	A9C62225	31235	A9C62325	33640	A9C62425	35030
40	A9C62240	33205	A9C62340	36590	A9C62440	38950
63	A9C62263	34340	A9C62363	37285	A9C62463	39180
<b>D Curve</b>						
10	A9C63210	31185	A9C63310	33560	A9C63410	34925
16	A9C63216	31200	A9C63316	33580	A9C63416	34955
25	A9C63225	31235	A9C63325	33650	A9C63425	35030

Note: \*\*18mm/module

## Energy Meters



- Digital Kilowatt-hour meters designed for sub-metering of active energy (rms) consumed by a single-phase or three-phase electric circuit with or without distributed neutral
- ComReady DB mountable version
- Accuracy class-1
- No External CT required

Description	Reference	Unit MRP [₹]
iEM 2000T 1Ph Energy Meter upto 40A, POP w/o Display	A9MEM2000T	4273
iEM3110 3 Phase Energy Meter Energy Meter with POP Accuracy CL 1.0	A9MEM3110	10502
iEM3150 3 Phase Energy Meter Energy Meter with V,I,Power, Accuracy CL 1.0, with Modbus	A9MEM3150	11472
iEM3155 Multifunction 3 Phase Energy Meter with V,I,F,PF,Power, Energy,1DI/1DO, Multi Tariff, with Modbus Accuracy CL 1.0	A9MEM3155	12154

**Note :** For Higher Currents /Loads , Select iEM32 Series , CT Operated , Accuracy CL 0.5S

For details on non standard references, technical parameters, stockable and non stockable status, please contact Customer Care

NORMAL STOCK ITEMS

W.E.F. June 01, 2017

# Acti 9 | Advanced Communication Technology that Inspires

## > Protection devices


- Miniature circuit breakers
- Residual current circuit breakers
- Vigi™ residual current devices
- Surge Protection Devices

## > Protection monitoring and supervision

- Indication and tripping auxiliaries
- Remote control auxiliaries
- Automatic recloser auxiliaries



 Innovative  
Protection monitoring Total control and  
Metering @ DB level

 Efficient  
Manage loads, reduce operating and project  
costs, and accurately plan maintenance

## > Control and monitoring

- Contactors
- Impulse relays
- Integrated control circuit breakers
- Light indicators
- Push-buttons and selector switches
- Kilowatt hour meters
- Communicating architecture

## > Installation system

- IP20B terminals
- Splitter blocks
- Full range of mounting and wiring accessories



Reliable

Dual certifications for one product, 100 percent MCB and RCD coordination, easy ordering and design, error free fast connections

## AC Miniature Circuit Breakers - xC60



- Breaking Capacity as per IEC 60898 and IS/IEC 60898, Icn = 10kA
- Breaking Capacity as per IEC 60947-2, Icn = 15kA, upto 40A
- Can be used for DC application upto 60V per pole
- Higher system performance with optimized cost: Cascading\*
- Increased System Continuity: Discrimination\*
- Higher Installation Life: Energy Limitation Class 3, Fast Closure Mechanism
- Ease, Speed and Flexibility of installation - Biconnect, Line-Load Reversible
- Field-fittable auxiliaries for advance protection and monitoring
- Positive Contact Indication for assurance of disconnection

[In] Rated Current (A)	1 Pole Reference	Unit MRP [₹]	2 Pole Reference	Unit MRP [₹]	3 Pole Reference	Unit MRP [₹]	4 Pole Reference	Unit MRP [₹]
<b>Module Width**</b>	<b>1 mod</b>		<b>2 mod</b>		<b>3 mod</b>		<b>4 mod</b>	
<b>MOQ</b>	<b>12 Nos.</b>		<b>6 Nos.</b>		<b>4 Nos.</b>		<b>3 Nos.</b>	

### B curve

6	A9N1P06B ✓	296	A9N2P06B ✓	876	A9N3P06B ✓	1430	A9N4P06B ✓	1930
10	A9N1P10B ✓	296	A9N2P10B ✓	876	A9N3P10B ✓	1430	A9N4P10B ✓	1930
16	A9N1P16B ✓	296	A9N2P16B ✓	876	A9N3P16B ✓	1430	A9N4P16B ✓	1930
20	A9N1P20B ✓	296	A9N2P20B ✓	876	A9N3P20B ✓	1430	A9N4P20B ✓	1930
25	A9N1P25B ✓	296	A9N2P25B ✓	876	A9N3P25B ✓	1430	A9N4P25B ✓	1930
32	A9N1P32B ✓	296	A9N2P32B ✓	876	A9N3P32B ✓	1430	A9N4P32B ✓	1930
40	A9N1P40B ✓	640	A9N2P40B ✓	1415	A9N3P40B ✓	2185	A9N4P40B ✓	2780
50	A9N1P50B ✓	640	A9N2P50B ✓	1415	A9N3P50B ✓	2185	A9N4P50B ✓	2780
63	A9N1P63B ✓	640	A9N2P63B ✓	1415	A9N3P63B ✓	2185	A9N4P63B ✓	2780

### C curve

1	A9N1P01C ✓	450	A9N2P01C ✓	1220	A9N3P01C ✓	1885	A9N4P01C ✓	2380
2	A9N1P02C ✓	450	A9N2P02C ✓	1220	A9N3P02C ✓	1885	A9N4P02C ✓	2380
3	A9N1P03C ✓	450	A9N2P03C ✓	1220	A9N3P03C ✓	1885	A9N4P03C ✓	2380
4	A9N1P04C ✓	450	A9N2P04C ✓	1220	A9N3P04C ✓	1885	A9N4P04C ✓	2380
6	A9N1P06C ✓	296	A9N2P06C ✓	876	A9N3P06C ✓	1430	A9N4P06C ✓	1930
10	A9N1P10C ✓	296	A9N2P10C ✓	876	A9N3P10C ✓	1430	A9N4P10C ✓	1930
16	A9N1P16C ✓	296	A9N2P16C ✓	876	A9N3P16C ✓	1430	A9N4P16C ✓	1930
20	A9N1P20C ✓	296	A9N2P20C ✓	876	A9N3P20C ✓	1430	A9N4P20C ✓	1930
25	A9N1P25C ✓	296	A9N2P25C ✓	876	A9N3P25C ✓	1430	A9N4P25C ✓	1930
32	A9N1P32C ✓	296	A9N2P32C ✓	876	A9N3P32C ✓	1430	A9N4P32C ✓	1930
40	A9N1P40C ✓	640	A9N2P40C ✓	1415	A9N3P40C ✓	2185	A9N4P40C ✓	2780
50	A9N1P50C ✓	640	A9N2P50C ✓	1415	A9N3P50C ✓	2185	A9N4P50C ✓	2780
63	A9N1P63C ✓	640	A9N2P63C ✓	1415	A9N3P63C ✓	2185	A9N4P63C ✓	2780

### D curve

1	A9N1P01D ✓	454	A9N2P01D	1230	A9N3P01D ✓	1920	----	----
2	A9N1P02D ✓	454	A9N2P02D ✓	1230	A9N3P02D ✓	1920	A9N4P02D	2395
3	A9N1P03D ✓	454	A9N2P03D ✓	1230	A9N3P03D ✓	1920	A9N4P03D	2395
4	A9N1P04D ✓	454	A9N2P04D ✓	1230	A9N3P04D ✓	1920	A9N4P04D	2395
6	A9N1P06D ✓	382	A9N2P06D ✓	918	A9N3P06D ✓	1505	A9N4P06D ✓	2005
10	A9N1P10D ✓	382	A9N2P10D ✓	918	A9N3P10D ✓	1505	A9N4P10D ✓	2005
16	A9N1P16D ✓	382	A9N2P16D ✓	918	A9N3P16D ✓	1505	A9N4P16D ✓	2005
20	A9N1P20D ✓	382	A9N2P20D ✓	918	A9N3P20D ✓	1505	A9N4P20D ✓	2005
25	A9N1P25D ✓	382	A9N2P25D ✓	918	A9N3P25D ✓	1505	A9N4P25D ✓	2005
32	A9N1P32D ✓	382	A9N2P32D ✓	918	A9N3P32D ✓	1505	A9N4P32D ✓	2005
40	A9N1P40D ✓	692	A9N2P40D ✓	1495	A9N3P40D ✓	2315	A9N4P40D ✓	2910
50	A9N1P50D ✓	692	A9N2P50D ✓	1495	A9N3P50D ✓	2315	A9N4P50D ✓	2910
63	A9N1P63D ✓	692	A9N2P63D ✓	1495	A9N3P63D ✓	2315	A9N4P63D ✓	2910

Note: \* Please contact nearest Schneider Electric Sales Office or Customer Care Center for coordination chart

\*\*18mm/module

For details on non standard references, technical parameters, stockable and non stockable status, please contact Customer Care

✓ NORMAL STOCK ITEMS

W.E.F. June 01, 2017

## AC Miniature Circuit Breakers - C120



- Breaking capacity as per IEC 60898, Icn = 10kA/15kA
- Positive Contact Indication for assurance of disconnection
- Degree of pollution: 3 (suitable for industrial environment)
- Operating Temperature: -30 to 70°C
- Terminal connections: Flexible cables up to 35 sq.mm; Rigid cables up to 50 sq.mm

[In] Rated Current (A)	1 Pole Reference	Unit MRP [₹]	2 Pole Reference	Unit MRP [₹]	3 Pole Reference	Unit MRP [₹]	4 Pole Reference	Unit MRP [₹]
<b>Module Width**</b>	<b>1.5 mod</b>		<b>3 mod</b>		<b>4.5 mod</b>		<b>6 mod</b>	
<b>MOQ</b>	<b>12 Nos.</b>		<b>6 Nos.</b>		<b>4 Nos.</b>		<b>3 Nos.</b>	
<b>C120N (10kA)</b>								
80	A9N18357	2340	A9N18361	5190	A9N18365	8175	A9N18372	10655
100	A9N18358	2625	A9N18362	5535	A9N18367	8715	A9N18374	11105
125	A9N18359	2830	A9N18363	6085	A9N18369	9655	A9N18376	12565
<b>C120H (15kA)</b>								
80	A9N18446	2805	A9N18457	6310	A9N18468	9610	A9N18479	12340
100	A9N18447	3095	A9N18458	6465	A9N18469	10470	A9N18480	13300
125	A9N18448	3380	A9N18459	7340	A9N18470	11295	A9N18481	14450

## DC Miniature Circuit Breakers - C60H



- Specially designed MCB for enhanced protection in DC installation
- Magnetic arch chutes to quick break DC current in event of fault
- Breaking capacity 6kA as per IEC 60947-2
- Voltage Rating: 1P - 250 V DC & 2P - 500 V DC
- Impulse Voltage: 6 kV
- Higher Installation Life: Energy Limiting Class: 3

[In] Rated Current (A)	Module Width 18mm/module	1 Pole Reference	Unit LP [₹]	Module Width 18mm/module	2 Pole Reference	Unit LP [₹]
<b>MOQ</b>		<b>12 Nos.</b>			<b>6 Nos.</b>	
<b>C60H-DC</b>						
0.5	1	A9N61500	870	2	A9N61520	1840
1	1	A9N61501 <input checked="" type="checkbox"/>	770	2	A9N61521 <input checked="" type="checkbox"/>	1595
2	1	A9N61502 <input checked="" type="checkbox"/>	770	2	A9N61522 <input checked="" type="checkbox"/>	1595
3	1	A9N61503 <input checked="" type="checkbox"/>	770	2	A9N61523 <input checked="" type="checkbox"/>	1595
4	1	A9N61504 <input checked="" type="checkbox"/>	770	2	A9N61524 <input checked="" type="checkbox"/>	1595
5	1	A9N61505	770	2	A9N61525	1595
6	1	A9N61506 <input checked="" type="checkbox"/>	632	2	A9N61526 <input checked="" type="checkbox"/>	1350
10	1	A9N61508 <input checked="" type="checkbox"/>	632	2	A9N61528 <input checked="" type="checkbox"/>	1350
16	1	A9N61511 <input checked="" type="checkbox"/>	632	2	A9N61531 <input checked="" type="checkbox"/>	1350
20	1	A9N61512 <input checked="" type="checkbox"/>	632	2	A9N61532 <input checked="" type="checkbox"/>	1350
25	1	A9N61513 <input checked="" type="checkbox"/>	632	2	A9N61533 <input checked="" type="checkbox"/>	1350
32	1	A9N61515 <input checked="" type="checkbox"/>	632	2	A9N61535 <input checked="" type="checkbox"/>	1350
40	1	A9N61517 <input checked="" type="checkbox"/>	866	2	A9N61537 <input checked="" type="checkbox"/>	1915
50	1	A9N61518 <input checked="" type="checkbox"/>	866	2	A9N61538 <input checked="" type="checkbox"/>	1915
63	1	A9N61519 <input checked="" type="checkbox"/>	866	2	A9N61539 <input checked="" type="checkbox"/>	1915

## Special application MCBs



### Solar Application – PV DC

- DC MCB for multi string PV installations
- Operating Voltage: 800V DC
- Current Rating up to 25A
- Complies to IEC / EN 60947-2



### Rail Application\* (including Rolling Stock)

- Fire & smoke Resistant – Level 2 (NF F 16-101, NF F 16-102)
- Shock & vibration resistant (IEC 61373) – Cat 1, Class B
- Breaking Capacity: up to 25kA
- Complies to IEC / EN 60947-2



### UL MCB

- Type: UL1077, UL489
- Breaking Capacity of 10kA
- Complies to IEC 60947-2 / UL1077 / UL489 / CSA

### Note:

Please contact nearest Schneider Electric sales office or Customer Care for Reference and prices of Application Specific MCBs

\*Rail Application RCDs are also available on demand


\*\*18mm/module

For details on non standard references, technical parameters, stockable and non stockable status, please contact Customer Care

NORMAL STOCK ITEMS

W.E.F. June 01, 2017

### AC Miniature Circuit Breakers - NG125



- Compliance to IEC / EN 60947-2
- High Breaking Capacity MCBs – up to 50kA
- Current Rating up to 125A
- Trip on fault indication on front face of MCB
- Suitability for isolation in the industrial sector to IEC/EN 60947-2
- Available in B, C, D Curves

[In] Rated Current (A)	1 Pole Reference	Unit LP [₹]	2 Pole Reference	Unit LP [₹]	3 Pole Reference	Unit LP [₹]	4 Pole Reference	Unit LP [₹]
Module Width**1	.5 mod		3 mod4		.5 mod		6 mod	
<b>NG125N – 25kA Breaking Capacity</b>								
10	18610	*	18621	*	18632	*	18649	*
16	18611	*	18622	*	18633	*	18650	*
20	18612	*	18623	*	18634	*	18651	*
25	18613	*	18624	*	18635	*	18652	*
32	18614	*	18625	*	18636	*	18653	*
40	18615	*	18626	*	18637	*	18654	*
50	18616	*	18627	*	18638	*	18655	*
63	18617	*	18628	*	18639	*	18656	*
80	18618	*	18629	*	18640	*	18658	*
<b>NG125H – 36kA Breaking Capacity</b>								
10	18705	*	18714	*	18723	*	18732	*
16	18706	*	18715	*	18724	*	18733	*
20	18707	*	18716	*	18725	*	18734	*
25	18708	*	18717	*	18726	*	18735	*
32	18709	*	18718	*	18727	*	18736	*
40	18710	*	18719	*	18728	*	18737	*
50	18711	*	18720	*	18729	*	18738	*
63	18712	*	18721	*	18730	*	18739	*
80	18713	*	18722	*	18731	*	18740	*
<b>NG125H – 50kA Breaking Capacity</b>								
10	18777	*	18788	*	18799	*	18810	*
16	18778	*	18789	*	18800	*	18811	*
20	18779	*	18790	*	18801	*	18812	*
25	18780	*	18791	*	18802	*	18813	*
32	18781	*	18792	*	18803	*	18814	*
40	18782	*	18793	*	18804	*	18815	*
50	18783	*	18794	*	18805	*	18816	*
63	18784	*	18795	*	18806	*	18817	*
80	18785	*	18796	*	18807	*	18818	*

\*Price on Request – Please contact Schneider Electric Customer Care Center for Prices

\*\*18mm/module

Note: Reference provided above are for C Curve MCBs – B and D Curve details available on request

# Residual Current Devices (RCDs) - For Human and Fire Protection



**30  
mA**

Use of **30mA RCDs** is now **mandatory** for all **domestic intallations** in India {CEA Amendment regulation 2015\*}



**Schneider Electric provides voltage independent RCDs** which work on current sensing technology and provide protection from residual current even at extra low voltages (down to zero volts) and in case of break of neutral.

**SI  
Type**

**Schneider Electric offers SI RCD built to operate in electronically polluted or installation in aggressive environments:**

- Flourescent / Variable lighting with Electronic ballast
- Powerful IT / Telecom equipment / Air conditioning
- Severe Atmosphere - High lighting risk / Swimming pools

\* for Measures relating to Safety and Electric supply

For details on non standard references, technical parameters, stockable and non stockable status, please contact Customer Care

NORMAL STOCK ITEMS

W.E.F. June 01, 2017

### AC Residual Current Circuit Breakers - xID



- Complies to standards IEC/EN 61008-1 and IS 12640
- AC Class protection
- Selective range available for time based discrimination
- Easy Monitoring: Earth fault indication and Test Button on front face
- Operating temperature up to +70°C
- Mandatory to use OF-S auxiliary to add any indication or tripping auxiliary

[In] Rated Current (A)	Earth-Leakage Sensitivity (mA)	Module Width 18mm/module	2 Pole Reference	Unit MRP [₹]	Module Width 18mm/module	4 Pole Reference	Unit MRP [₹]
25	30	2	A9N16201	3140	4	A9N16251	4290
	100	2	A9N16203	3360	4	A9N16253	4470
	300	2	A9N16202	3460	4	A9N16252	4605
40	30	2	A9N16204	3700	4	A9N16254	4305
	100	2	A9N16205	3915	4	A9N16255	4500
	300	2	A9N16206	4025	4	A9N16256	4675
63	30	2	A9N16208	4370	4	A9N16258	4985
	100	2	A9N16209	4615	4	A9N16259	5315
	300	2	A9N16210	4710	4	A9N16260	5340
80	30	2	A9N16212	7355	4	A9N16261	8625
	100	2	A9N16213	7340	4	A9N16262	8605
	300	2	A9N16214	7475	4	A9N16263	8655

### AC Residual Current Circuit Breakers (RCCBs) - ID



- Complies to standards IEC 61008-1 and VDE 0664
- AC Class protection
- Degree of pollution: 3 (suitable for industrial environment)
- Electrical ON/OFF indication by using OFSP auxiliary

Poles Description	[In] Rated Current (A)	Earth-Leakage Sensitivity (mA)	Module Width 18mm/module	Reference	Unit LP [₹]
4P	100	30	4	**A9R11491	10225
		100	4	**A9R12491	10580
		30	4	16905	31320
	125	100	4	16906	31945
		300	4	16907	32095

Note: \*\*For 100A RCCB Auxiliary kindly contact Customer Care

### AC Residual Current Breaker Overload (RCBO) - DPN N Vigi



- Complies to standards IEC/EN 61009
- AC Class Protection; Tripping characteristics - C curve
- Overvoltage category (IEC 60364): IV
- Suitable for indication & tripping auxiliaries

Poles Description	[In] Rated Current (A)	Earth-Leakage Sensitivity (mA)	Module Width 18mm/module	Reference	Unit LP [₹]
1P+N	6	30	2	A9N19661	4555
		300	2	A9N19681	4710
	10	30	2	A9N19663	4555
		300	2	A9N19683	4710
	16	30	2	A9N19665	4555
		300	2	A9N19685	4710
	20	30	2	A9N19666	4555
		300	2	A9N19686	4710
	25	30	2	A9N19667	4555
		300	2	A9N19687	4710
	32	30	2	A9N19668	4780
		300	2	A9N19688	4950
	40	30	2	A9N19669	5875
		300	2	A9N19689	6030

Note: Application specific RCDs also available with 10mA, 500mA and 1000mA sensitivities | Please contact nearest Schneider Electric Sales Office or Customer Care Center for Reference and Prices  
For details on non standard references, technical parameters, stockable and non stockable status, please contact Customer Care

NORMAL STOCK ITEMS

W.E.F. June 01, 2017



### SI Type Residual Current Circuit Breakers (RCCBs) - xID SI



- Complies to standard IEC/EN 61008-1
- SI RCDs offer enhanced immunity against Electrical Disturbances; Polluted and Corrosive environments - Guaranteed performance in harsh operating conditions
- Ensures continuity of supply in networks with:
  - Transient overvoltages
  - Loads generating HF leakage current i.e. harmonics
  - Loads generating continuous leakage current
- Ensures tripping on genuine earth fault in networks with:
  - Pulsating DC components
  - HF applications which "Blinds" (non-tripping) the conventional RCDs

[In] Rated Current (A)	Earth-Leakage Sensitivity (mA)	Module Width 18mm/module	2 Pole Reference	Unit LP ₹	Module Width 18mm/module	4 Pole Reference	Unit LP ₹
25	30	2	A9N16234	6640	4	A9N16321	7400
40	30	2	A9N16237	6970	4	A9N16324	7635
63	30	2	A9N16240	7170	4	A9N16327	7835
	300	2	A9N16246	7230	4	A9N16334	8155

### Vigi Block for xC60 (Add-on RCD Module, 2 & 4 Pole)



- Flexibility to use MCB of any tripping curve to suit applications, ensuring best 3 in 1 protection
- No auxiliary supply required
- AC Class protection
- Degree of pollution: 3 (suitable for industrial environment)
- Immune to nuisance tripping due to transient over voltages

[In] Rated Current (A)	Earth-Leakage Sensitivity (mA)	Module Width 18mm/module	2 Pole Reference	Unit LP ₹	Module Width 18mm/module	4 Pole Reference	Unit LP ₹
25	30	1.5	A9N26581	4075	3	A9N26595	4895
	100	1.5	A9N26582	5090	3	A9N26596	5280
	300	1.5	A9N26583	5250	3	A9N26597	5440
63	30	2	A9N26611	5705	3.5	A9N26643	5995
	100	2	A9N26612	5930	3.5	A9N26644	6115
	300	2	A9N26613	6050	3.5	A9N26645	6235

Note: Vigi Block for High Rating up to 125A (C120) and High Breaking Capacity (NG125) available on demand

### SI Type Residual Current Breaker Overload ( RCBO) - DPN N Vigi SI



- Complies to standard IEC/EN 61009
- Ensures continuity of supply in networks with:
  - Transient overvoltages
  - Loads generating HF leakage current i.e. harmonics
  - Loads generating continuous leakage current
- Ensures tripping on genuine earth fault in networks with :
  - Pulsating DC components
  - HF applications which "Blinds" (non-tripping) the conventional RCDs


Poles Description	[In] Rated Current (A)	Earth-Leakage Sensitivity (mA)	Module Width 18mm/module	Reference	Unit LP ₹
1P+N	6	30	2	A9N19631	*
		300	2	A9N19641	*
	10	30	2	A9N19632	*
		300	2	A9N19642	*
	16	30	2	A9N19634	*
		300	2	A9N19644	*
	20	30	2	A9N19635	*
		300	2	A9N19645	*
	25	30	2	A9N19636	*
		300	2	A9N19646	*
	32	30	2	A9N19637	*
		300	2	A9N19647	*
	40	30	2	A9N19638	*
		300	2	A9N19648	*

\*For Prices, please contact nearest Schneider Electric Sales Office or Customer Care Center

For details on non standard references, technical parameters, stockable and non stockable status, please contact Customer Care

**Common Auxiliaries for xC60 / C120 / RCDs Range**

- Field-fittable auxiliaries (clip fitted) mounted on left side with maximum width of 54mm
- Order: Tripping Auxiliaries (MN first) followed by Indication Auxiliaries (SD first)



Type	Module Width 18mm/module	Reference	Unit LP [ ]
<b>Indication Auxiliaries</b>			
OF Auxiliary Switch: for ON/OFF indications	0.5	A9N26924	868
SD Alarm Switch: for Trip on fault indications	0.5	A9N26927	1020
OF + SD/OF Auxiliary switch	0.5	A9N26929	2715
OF+SD24 auxiliary contact (ComReady)	0.5	A9N26899	2275
<b>Protection Auxiliaries – Trip Indication on front face</b>			
MN Under-voltage Release 220-240V AC	1	A9N26960	2950
MSU Over-voltage Release 275V AC	1	A9N26500	4330
<b>Tripping Auxiliaries – Trip Indication on front face</b>			
MX + OF Shunt Release 110-415V AC: for Remote tripping of Circuit Breaker	1	A9N26946	2375
MX + OF Shunt Release 12-24V AC/DC: for Remote tripping of Circuit Breaker	1	A9N26948	2375
<b>Auxiliary Switch for RCCBs – Mandatory for use of Auxiliaries with RCCBs</b>			
Auxiliary switch for RCCB up to 80A (OF-S)	0.5	A9N26923	1155
Auxiliary switch for RCCBs 125A (OFSP)	0.5	16940	1780

**Accessories**



Type	Description	Reference	Unit LP [ ]
Rotary Handle*	Breaker Switching Sub-Assembly	27046	3275
	Extended, Disconnectable handle	27047	2025
Padlock** (bag of 2)		26970	786
Multicable terminal for 3 copper cables**		19096	1260
Aluminum cable terminal**		27060	476
Spacer		A9N27062	198

\* for xC60, C120, DPN N Vigi, C60H-DC, xSW - Multi poles only

\*\*for xC60, xID, DPN N Vigi, C60H-DC, xSW, C60PV-DC

**Note:** For all above Reference MOQ = 1

For details on non standard references, technical parameters, stockable and non stockable status, please contact Customer Care

NORMAL STOCK ITEMS

W.E.F. June 01, 2017

# Protection Against Lightning Strikes And Switching Surges



For all low voltage switchboards and electrical enclosures:

## Comprehensive range

- To ensure the protection of equipment connected to:
  - low voltage networks,
  - telecommunications networks,
  - computer networks.
- Easy to implement and use.
- Compatibility with all earthing systems (TT, TNS, TNC, IT).
- Technical and aesthetic consistency.

## Continuity of service and certified safety

Schneider Electric certified coordination between the surge arrester and its disconnection circuit breaker.

Compliance with standards: IEC/EN 61643-11.



More and more electrical equipment today is sensitive to overvoltages caused by lightning.



# 90%

of power outlets supply equipment incorporating electronic devices.



iQuick PRD "built-in" technology surge arresters, a Schneider Electric innovation, incorporate their own disconnection circuit breaker: easy to choose and simple to install for greater effectiveness.



Up to **30%** of installation time saved.

For details on non standard references, technical parameters, stockable and non stockable status, please contact Customer Care

NORMAL STOCK ITEMS

W.E.F. June 01, 2017

## Surge Arresters - Type 1+ 2



- Complies to IEC 61643-1 and EN 61643-11
- Withdrawable type: Easy Replacement
- Inbuilt SPD health Indicator: Also available with remote signaling
- For protection against Direct lightning surge, Indirect lightning surge, Switching surge
- Imp up to 25kA & I<sub>max</sub> upto 40kA
- **Always use a Back-up MCB with your SPD**
- Maximum Operating Voltage [U<sub>c</sub>]: 350V

Type	poles	Description	Module Width 18mm/module	Reference	Unit LP
PRD1 25r		1P	2	16329	12190
		1P + N	4	16330	26815
		3P	6	16331	40215
		3P + N	8	16332	49965

## Surge Arresters iPRD- Type 2 (Withdrawable type) (TT, TN-S, TN-C Systems)



- In conformance with standards IEC 61643-11/2011 T2 and EN 61643-11 Type 2
- For protection against Indirect lightning surge and Switching surge
- Inbuilt health Indicator
- Response time < 25ns
- I<sub>max</sub> (8/20 μs): 65/40/15/8kA
- Maximum Operating Voltage [U<sub>c</sub>]: 340V
- Level of protection, U<sub>p</sub>: 1.0 - 2.0 kV
- Remote indication contact with 8r/20r/40r/65r
- **Always use a Back-up MCB with your SPD**

Type	Rated Voltage (V)	Pole Description	Module Width 18mm/module	Reference	Unit LP
iPRD8	230	1P	1	A9L08100	3780
	230	1P+N	2	A9L08500	7070
	230/400	3P	3	A9L08300	9545
iPRD8r	230/400	3P+N	4	A9L08600	14420
	230	1P+N	2	A9L08501	8480
iPRD20	230/400	3P+N	4	A9L08601	17305
	230	1P	1	A9L20100	4240
	230	1P+N	2	A9L20500	8895
iPRD20r	230/400	3P	3	A9L20300	11390
	230/400	3P+N	4	A9L20600	16410
	230	1P+N	2	A9L20501	10575
iPRD40	230/400	3P+N	4	A9L20601	19690
	230	1P	1	A9L40100	5010
	230	1P+N	2	A9L40500	10240
iPRD40r	230/400	3P	3	A9L40300	14710
	230/400	3P+N	4	A9L40600	20515
	230	1P	1	A9L40101	6010
iPRD65r	230	1P+N	2	A9L40501	13210
	230/400	3P	3	A9L40301	19805
	230/400	3P+N	4	A9L40601	24615
	230	1P	1	A9L65101	8035
iPRD65r	230	1P+N	2	A9L65501	16835
	230/400	3P	3	A9L65301	21975
	230/400	3P+N	4	A9L65601	28515

## Spare Cartri\_DGes for iPRD



- Spare cartri\_DGes for iPRD8r, iPRD20r, iPRD40r and iPRD65r
- End of life indication available on front face
- These cartri\_DGes are not compatible with Old SPD range (A9L16...)\*\*

Type	Spare cartri_DGes for	Reference	Unit LP
iPRD 65-350	iPRD65r	A9L65102	5030
iPRD 40-350	iPRD40, iPRD40r	A9L40102	3870
iPRD 20-350	iPRD20, iPRD20r	A9L20102	3095
iPRD 8-350	iPRD8, iPRD8r	A9L08102	2710
iPRD Neutral	All products (1P+N, 3P+N)	A9L00002	4070

\*\*Spare Cartri\_DGes for Old SPD Range (A9L16...) are available on demand - please contact nearest Schneider Electric Sales Office or Customer Care for Reference and prices  
Note: For all above Reference MOQ = 1

For details on non standard references, technical parameters, stockable and non stockable status, please contact Customer Care

NORMAL STOCK ITEMS

W.E.F. June 01, 2017

### iQuick PRD - Type 2 with inbuilt MCB



- Compact SPD with in-built back up MCB - saving on space, MCB selection, wiring time
- Compliance to EN 61643-11
- Withdrawable Type - Cost Efficient - Allows damaged cartri\_DGes to be replaced without having to replace entire SPD
- Inbuilt SPD Health Indicator on front face of device; Remote signaling functionality also available
- Incoming Protection: iQuick PRD 40r (High Risk level) and iQuick PRD 20r (Moderate Risk level)
- Secondary Protection: iQuick PRD 8r is cascade mounted with incoming surge arresters

Type	Poles Discription	Module Width 18mm/module	Reference	Unit LP [₹]
iQuick PRD 8r	1P+N	4	A9L16298	10215
	3P	6.5	A9L16299	15010
	3P+N	7.5	A9L16300	18680
iQuick PRD 20r	1P+N	4	A9L16295	12255
	3P	6.5	A9L16296	18015
	3P+N	7.5	A9L16297	22415
Quick PRD 40r	1P+N	4	A9L16292	14310
	3P	6.5	A9L16293	21455
	3P+N	7.5	A9L16294	26655

Note: Spare / Replacement Cartri\_DGes available - For Reference and prices contact nearest sales office or customer care

### Photovoltaic surge arresters



- Protection for photovoltaic panels and the DC input to the inverter from overvoltages due to a lightning strike
- Type 2 surge arresters
- Should be installed in switchboard inside the building. If switchboard is located outside, it must be weatherproof
- Withdrawable surge arrester allows damaged cartri\_DGes to be replaced quickly
- Inbuilt SPD Health Indicator on front face of device; Remote signaling functionality also available

Type	U (cpv) Maximum Operating Voltage (V)	Module Width 18mm/module	Reference	Unit LP [₹]
iPRD 40r	800	3	A9L40271	8430
	1000	3	A9L40281	9630

Note: Spare / Replacement Cartri\_DGes available - For Reference and prices contact nearest sales office or customer care

### Surge Arresters for Communication Networks



- Analogue telephone line protection: iPRC surge arrester wired in series to the private installation input, protects the telephones, the modems (including ADSL) etc
- Protection for 2 low-current lines without common potential or 4 lines with common reference potential
- iPRI protects measuring instrument and PLC sensor inputs and the DC power supply inputs up to 53 V and AC power supply inputs up to 37 V

Type	[Ue] Operational Voltage (V)	Module Width 18mm/module	Reference	Unit LP [₹]
PRI	48 V DC	1	A9L16339	14535
PRC	130 V AC	1	A9L16337	8895

Note: For all above Reference MOQ = 1

For details on non standard references, technical parameters, stockable and non stockable status, please contact Customer Care

☑ NORMAL STOCK ITEMS

W.E.F. June 01, 2017

### Isolator - xSW



- Complies to IEC/EN 60947-3
- Switching duty: AC-22
- Impulse voltage: 6kV
- DC application: 48V (110V with 2 poles in series)
- Short circuit withstand 20 In for 1 second
- Upto 80A Bi connect terminals & 100A to 125A with mono connect terminals

Poles Description	[In] Rated Current (A)	Module Width 18mm/module	MOQ	Reference	Unit MRP [₹]
2	40	2	6	A9S2P040	538
	63	2	6	A9S2P063	712
	80	2	6	A9S2P080	856
	100	2	6	A9S2P100	1230
	125	2	6	A9S2P125	1270
3	40	3	4	A9S3P040	948
	63	3	4	A9S3P063	1110
4	40	4	3	A9S4P040	1195
	63	4	3	A9S4P063	1310
	80	4	3	A9S4P080	1735
	100	4	3	A9S4P100	1935
	125	4	3	A9S4P125	2095

### Selector Switch - iSSW



- Complies to IEC 60947-5-1 and IEC 60669-1
- Rating 20A, 250V AC
- Electrical life (AC22): 30,000 cycles
- Connection: tunnel terminals cables up to 10 sq. mm

No. of positions	Poles Description	Contacts	Module Width 18mm/module	MOQ	Reference	Unit MRP [₹]
2	1	1 C/O	1	12	A9E18070	1090
	2	2 C/O	2	6	A9E18071	1505
		1NO + 1NC	1	12	A9E18072	874
3	1	1 C/O	1	12	A9E18073	1070
	2	2 C/O	2	6	A9E18074	1815

### iRO Buzzers



- Audible indication in housing and the tertiary sector
- Sound level of 70dBA at a distance of 60cm

Voltage	Module Width 18mm/module	Reference	Unit LP [₹]
230V AC	1	A9A15322	926
8..12V AC	1	A9A15323	776

For details on non standard references, technical parameters, stockable and non stockable status, please contact Customer Care

NORMAL STOCK ITEMS

W.E.F. June 01, 2017

### iCT Contactors



- Complies with standards IEC 1095, E N 61095
- 4 operating modes switch on front face :
  - Automatic mode
  - Temporary "ON" mode
  - Permanent "ON" mode
  - Shutdown
- Mechanical contact position Indicator
- Safe installation maintenance: lock the contactor in ON position
- Silent operation (20dB) for entire range

Type	Rating (A)	No. of Contacts	Module Width 18mm/module	Reference	Unit LP [₹]
1P	25	1NO	1	A9C20731	1690
	16	2NO	1	A9C22712	1740
2P	25	2NO	1	A9C20732	2080
	40	2NO	2	A9C20842	3560
	63	2NO	2	A9C20862	4550
3P	25	3NO	2	A9C20833	2640
	40	3NO	2	A9C20843	5955
	63	3NO	3	A9C20863	6475
4P	25	4NO	2	A9C20834	2805
	40	4NO	2	A9C20844	6075
	63	4NO	3	A9C20864	7325
	63	2NO + 2NC	3	A9C20868	7325

Note: 100A Contactor in 2P / 4P - available on request

### iTL Impulse Relays



- Complies with standards IEC/EN 60669-2-2
- Safe maintenance: disconnection of remote control by selector switch
- Manual Controls on front face: 0-I toggle
- Mechanical contact position Indicator
- Maximum 5 operations/min. and 100 switching operations/day
- Degree of pollution: 3 (suitable for industrial environment)

Type	Rating (A)	Control Voltage	No. of Contacts	Module Width	Reference	Unit LP [₹]
1P	16	230-240 VAC	1NO	1	A9C30811	1090
	32	230-240 VAC	1NO	1	A9C30831	1370
2P	16	230-240 VAC	2NO	1	A9C30812	1795
	32	230-240 VAC	2NO	1	A9C30831 + A9C32836	4255
3P	16	230-240 VAC	1NO+1NO/NC+1NO	2	A9C30811 + A9C32816	3405
	32	230-240 VAC	1NO+1NO/NC+1NO	2	A9C30831 + 2 x A9C32836	7140
4P	16	230-240 VAC	4NO	2	A9C30814	3725
	32	230-240 VAC	4NO	2	A9C30831 + 3 x A9C32836	10025

### iIL Indicator Lights



- Complies with standard IEC 60947-5-1
- Indicator light with LED technology
- Service life 100,000 hours with constant luminous efficiency

Type	Colour	Module Width 18mm/module	Reference	Unit LP [₹]
Single Indicator light	Red	1	A9E18320	1025
	Green	1	A9E18321	1025
	Blue	1	A9E18323	1025
	Orange	1	A9E18324	1025
3 phase voltage presence light	Red/Red/Red	1	A9E18327	2565
Single Push Button (1 NO+ 1NC)	Grey	1	A9E18033	1525

Note: For all above Reference MOQ = 1

For details on non standard references, technical parameters, stockable and non stockable status, please contact Customer Care

☑ NORMAL STOCK ITEMS

W.E.F. June 01, 2017

Wander Plugs



- Conforms to IEC 60309-1 & IEC 60309-2
- PK PratiKa Screw Connect: same orientation of clamp's screws
- External impact strength; IK08
- Glow wire test: 850°C

[In] Rated Current (A)	[Ue] Rated Operational Voltage (V)	Poles Description	Reference	Unit MRP
<b>PratiKa Screw</b>				
<b>IP44</b>				
16	200...250	2P + E	PKE16M423	386
	380...415	3P + E	PKE16M434	490
		3P + N + E	PKE16M435	510
32	200...250	2P + E	PKE32M423	610
	380...415	3P + E	PKE32M434	706
		3P + N + E	PKE32M435	710
<b>IP67</b>				
16	200...250	2P + E	PKE16M723	846
	380...415	3P + E	PKE16M734	956
		3P + N + E	PKE16M735	1020
32	200...250	2P + E	PKE32M723	1200
	380...415	3P + E	PKE32M734	1290
		3P + N + E	PKE32M735	1300
<b>PK (63A &amp; 125A available in IP67 only)</b>				
63	200...250	2P + E	81378	3400
	380...415	3P + E	81382	3240
		3P + N + E	81383	3245
125	200...250	2P + E	81390	8675
	380...415	3P + E	81394	9910
		3P + N + E	81395	9910

Small Wall Mounted Sockets



- Conforms to IEC 60309-1 & IEC 60309-2
- External impact strength: IK08
- Glow wire test: 850°C

[In] Rated Current (A)	[Ue] Rated Operational Voltage (V)	Poles Description	Reference	Unit MRP
<b>IP44</b>				
16	200...250	2P + E	PKF16W423	680
	380...415	3P + E	PKF16W434	786
		3P + N + E	PKF16W435	860
32	200...250	2P + E	PKF32W423	886
	380...415	3P + E	PKF32W434	1065
		3P + N + E	PKF32W435	1120
<b>IP67</b>				
16	200...250	2P + E	PKF16W723	1080
	380...415	3P + E	PKF16W734	1350
		3P + N + E	PKF16W735	1400
32	200...250	2P + E	PKF32W723	1345
	380...415	3P + E	PKF32W734	1965
		3P + N + E	PKF32W735	2610

Note: For all above Reference MOQ = 1

For details on non standard references, technical parameters, stockable and non stockable status, please contact Customer Care

NORMAL STOCK ITEMS

W.E.F. June 01, 2017



## Wall Mounted Sockets



- Conforms to IEC 60309 -1 & IEC 60309-2
- Rated operational voltage upto 415V
- Rated operational current upto 125A
- External impact strength: IK08
- Glow wire test: 850°C
- Available only in IP67

[In] Rated Current (A)	[Ue] Rated Operational Voltage (V)	Poles Description	Reference	Unit MRP [₹]
63	200...250	2P + E	81178	4185
	380...415	3P + E	81182	4305
		3P + N + E	81183	4370
125	200...250	2P + E	81190	14955
	380...415	3P + E	81194	15090
		3P + N + E	81195	15170

## Wander Sockets



- PK PratiKa Screw: same orientation of clamp's screws.
- PK PratiKa : 16A & 32A; IP44 & IP67
- External impact strength; IK08
- Glow wire test: 850 °C
- Conforms to IEC 60309 -1 & IEC 60309-2

[In] Rated Current (A)	[Ue] Rated Operational Voltage (V)	Poles Description	Reference	Unit MRP [₹]
<b>PratiKa Screw</b>				
<b>IP44</b>				
16	200...250	2P + E	PKF16M423 <input checked="" type="checkbox"/>	536
	380...415	3P + E	PKF16M434	620
		3P + N + E	PKF16M435	676
32	200...250	2P + E	PKF32M423 <input checked="" type="checkbox"/>	736
	380...415	3P + E	PKF32M434	896
		3P + N + E	PKF32M435 <input checked="" type="checkbox"/>	900
<b>IP67</b>				
16	200...250	2P + E	PKF16M723	990
	380...415	3P + E	PKF16M734	1245
		3P + N + E	PKF16M735	1300
32	200...250	2P + E	PKF32M723	1365
	380...415	3P + E	PKF32M734	1510
		3P + N + E	PKF32M735	1525
<b>PK (63A &amp; 125A available in IP67 only)</b>				
63	200...250	2P + E	81478	3700
	380...415	3P + E	81482	3735
		3P + N + E	81483	3790
125	200...250	2P + E	81490	11660
	380...415	3P + E	81494	11680
		3P + N + E	81495	11910

## Also Available on Request:

- Patented FAST connect Plugs & Sockets - innovative cabling system that enables connection without stripping the conductor and with absolutely no screws required
- Extra Low Voltage Plugs & Sockets down to 50V

Please contact nearest Schneider Electric Sales Office or Customer Care for Reference and Prices

Note: For all above Reference MOQ = 1

For details on non standard references, technical parameters, stockable and non stockable status, please contact Customer Care

NORMAL STOCK ITEMS

W.E.F. June 01, 2017

## Panel Mounted Sockets - Angled



- PK PratiKa Screw: same orientation of clamp's screws
- External impact strength; IK08
- Glow wire test: 850°C
- Conforms to IEC 60309 -1 & IEC309-2

[In] Rated Current (A)	[Ue] Rated Operational Voltage (V)	Poles Description	Reference	Unit MRP
<b>PratiKa Screw</b>				
<b>IP44</b>				
16	200...250	2P + E	PKF16F423 <input checked="" type="checkbox"/>	416
	380...415	3P + E	PKF16F434	620
		3P + N + E	PKF16F435 <input checked="" type="checkbox"/>	660
32	200...250	2P + E	PKF32F423 <input checked="" type="checkbox"/>	736
	380...415	3P + E	PKF32F434	856
		3P + N + E	PKF32F435 <input checked="" type="checkbox"/>	870
<b>IP67</b>				
16	200...250	2P + E	PKF16F723 <input checked="" type="checkbox"/>	780
	380...415	3P + E	PKF16F734	890
		3P + N + E	PKF16F735	900
32	200...250	2P + E	PKF32F723	1015
	380...415	3P + E	PKF32F734	1190
		3P + N + E	PKF32F735 <input checked="" type="checkbox"/>	1210
<b>PK (63A &amp; 125A available in IP67 only)</b>				
63	200...250	2P + E	81278	3340
	380...415	3P + E	81282 <input checked="" type="checkbox"/>	3345
		3P + N + E	81283 <input checked="" type="checkbox"/>	3410
125	200...250	2P + E	81290	10985
	380...415	3P + E	81294	11270
		3P + N + E	81295	11325

## Panel Mounted Sockets - Straight



- PK PratiKa Screw: same orientation of clamp's screws
- External impact strength; IK08
- Glow wire test: 850°C
- Conforms to IEC 60309 -1 & IEC309-2

[In] Rated Current (A)	[Ue] Rated Operational Voltage (V)	Poles Description	Reference	Unit MRP
<b>PratiKa Screw</b>				
<b>IP44</b>				
16	200...250	2P + E	PKF16G423	470
	380...415	3P + E	PKF16G434	676
		3P + N + E	PKF16G435	706
32	200...250	2P + E	PKF32G423	746
	380...415	3P + E	PKF32G434	860
		3P + N + E	PKF32G435	930
<b>IP67</b>				
16	200...250	2P + E	PKF16G723 <input checked="" type="checkbox"/>	786
	380...415	3P + E	PKF16G734	890
		3P + N + E	PKF16G735	900
32	200...250	2P + E	PKF32G723	1000
	380...415	3P + E	PKF32G734	1125
		3P + N + E	PKF32G735	1170
<b>PK (63A &amp; 125A available in IP67 only)</b>				
63	200...250	2P + E	81678	3325
	380...415	3P + E	81682	3380
		3P + N + E	81683	3380
125	200...250	2P + E	81690	10985
	380...415	3P + E	81694	11270
		3P + N + E	81695	11325

Note: For all above Reference MOQ = 1

For details on non standard references, technical parameters, stockable and non stockable status, please contact Customer Care

NORMAL STOCK ITEMS

W.E.F. June 01, 2017

**Sockets with Interlock Switches - for guaranteed safety of operation**

- Allows closure of main switch only when the plug is fully inserted in socket - when complete mechanical & electrical connection has occurred
- Plug removal is possible only when the switch is in "off" position

**Wall Mounted Sockets with Interlock Switch Unika (w/o protection)**

- Switch designed for use in AC 22A class applications
- Conforms to IEC 60309 -1 & IEC 60309-2
- Rated operational voltage upto 415V
- Rated operational current upto 32A
- External impact strength: IK08
- Available in IP44 / IP65 versions
- Glow wire test: 750°C

[In] Rated Current (A)	[Ue] Rated Operational Voltage (V)	Poles Description	Reference	Unit MRP
<b>IP44</b>				
16	200...250	2P + E	83031	5645
	380...415	3P + E	83035	7815
		3P + N + E	83036	7970
32	200...250	2P + E	83042	7330
	380...415	3P + E	83046	8545
		3P + N + E	83047	8635
<b>IP65</b>				
16	200...250	2P + E	83081	5840
	380...415	3P + E	83085	8045
		3P + N + E	83086	8210
32	200...250	2P + E	83092	7655
	380...415	3P + E	83096	9195
		3P + N + E	83097	9195

**Socket with Interlock Switch & DIN Rail Isoblock (4.5 modules)**

- Switch designed for use in AC- 22A class applications
- Conforms to IEC 60309 -1 & IEC 60309-2
- Provision to DIN mount 4.5 module device
- External impact strength: IK10
- Available in IP65 version
- Glow wire test: 850°C

[In] Rated Current (A)	[Ue] Rated Operational Voltage (V)	Poles Description	Reference	Unit MRP
16	200...250	2P + E	82754	7000
	380...415	3P + E	82758	8525
		3P + N + E	82759	8810
32	200...250	2P + E	83791	8285
	380...415	3P + E	83795	9810
		3P + N + E	83796	9875

**Socket with Interlock Switch & DIN Rail Isoblock (6 modules)**

- Switch designed for use in AC- 22A class applications
- Conforms to IEC 60309 -1 & IEC 60309-2
- Provision to DIN mount 6 module device
- External impact strength: IK10
- Available in IP65 version
- Glow wire test: 850°C

[In] Rated Current (A)	[Ue] Rated Operational Voltage (V)	Poles Description	Reference	Unit MRP
32	200...250	2P + E	82766	10935
	380...415	3P + E	82770	12820
		3P + N + E	82771	13210
63	380...415	3P + E	82782	14735
		3P + N + E	82783	14780

**Note:** For all above Reference MOQ = 1

For details on non standard references, technical parameters, stockable and non stockable status, please contact Customer Care

NORMAL STOCK ITEMS

W.E.F. June 01, 2017

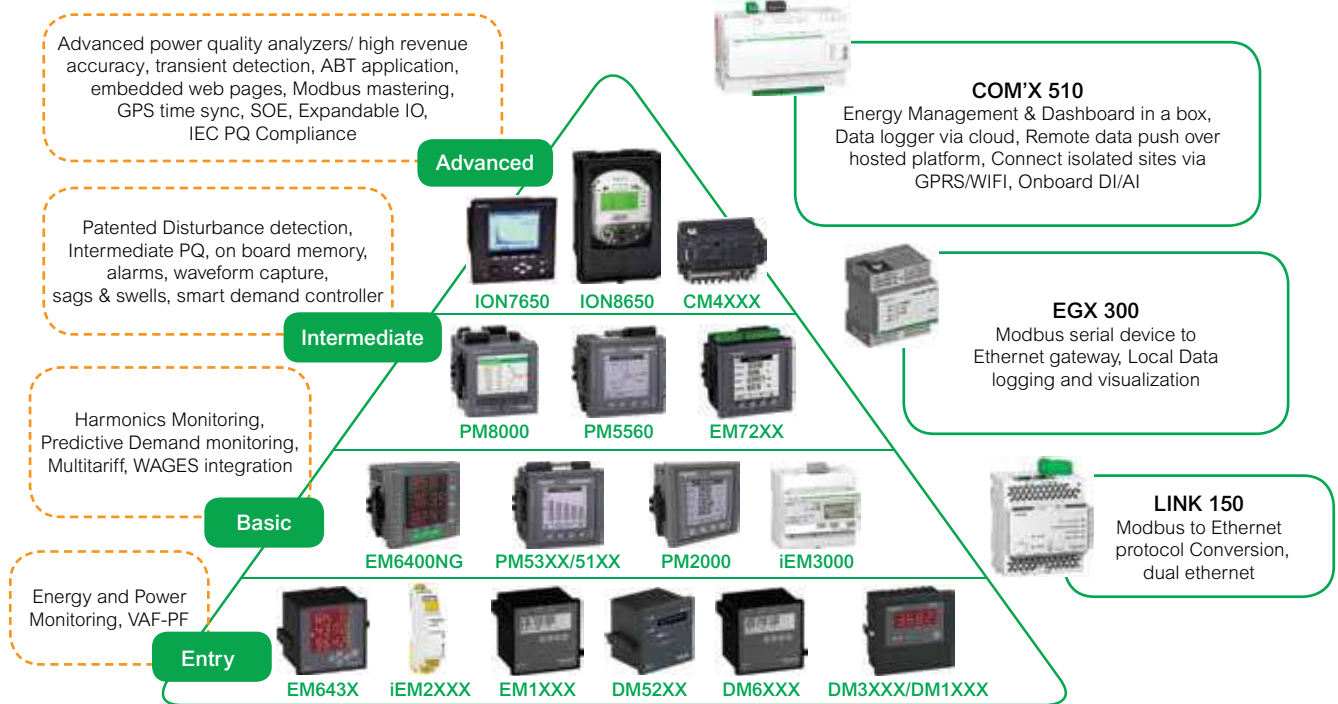


Optimized energy management here



Sustainable operational Environment here

## Discover Our Power Monitoring Solutions



### Energy management solutions for cost optimized and sustainable business operations.

In a competitive business ecosystem, energy management plays a crucial role in ensuring that your business practices are cost-effective and compliant with growing energy regulations. To that effect, our energy management software, Power Monitoring Expert, plays the vital role of making facilities compliant with ISO 50001 standards. As a result, your business benefits from financial incentives, cost optimization to support all sustainability initiatives.



Power Monitoring Expert (PME)


For details on non-standard references, technical parameters, stockable and non-stockable status, please contact Customer Care Centre.

✓ NORMAL STOCK ITEMS

W.E.F. July 01, 2017

# Tailored Offers for Specific Applications and Segments

## Branch Circuit Power Monitor



- > BCPM A/B/C variants
- > Split or solid core CTs
- > 24 / 36/ 42 / 48 / 72 / 84 channels configuration

## BCPM

\*Price on Request

### The BCPM Provides DataCenter Managers with Information to

**Maximize uptime and avoid outages** through advanced alarming capabilities

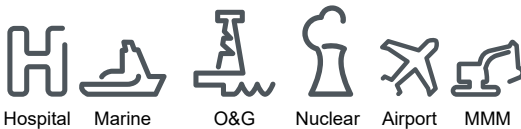
- > Set sensitivity parameters so an alarm is triggered when current approaches any breaker limit
- > Alarms distinguish between past events and alarm states that are still occurring
- > Analyze the alarm history to assess areas that may need additional capacity to prevent issues

**Effectively plan future infrastructure needs** by providing historical usage data, to ensure that new infrastructure projects are sized correctly

- > Track usage at the circuit level
- > Develop reports on historical usage patterns
- > Use reporting to accurately predict future needs

**Easily allocate costs**

- > Allocate costs based on per rack energy consumption
- > Track usage patterns and determine areas of potential savings
- > Create ongoing reporting structures to effectively manage costs



Hospital Marine O&G Nuclear Airport MMM

## Insulation Monitoring Devices

\*Price on Request

### Vigilohm Range of Insulation Monitoring Devices

**Used in IT earthing arrangements, this solution**

- > Guarantees process continuity in case of earth fault,
- > Improves staff and process safety, and
- > Optimizes maintenance.

**Can be used in 3 levels of insulation monitoring**

Level 1 : fault detection and signalling, manual fault location (all IMDs)

Level 2 : automatic fault location


Level 3 : feeder measurement + communication

**Key features**

- > Fault detection and signalling
- > Insulation resistance value display
- > Transformer monitoring (current and temperature)
- > Modbus communication
- > Alarm log
- > Insulation fault remote indicator (audible & visual)
- > Electrical fault (transformer overload or circuit breaker tripping ) remote indicator (audible & visual)
- > IEC 60364-4-41 : Electrical standards in buildings
- > IEC 60364-7-10 : Requirements for special installations or locations Medical locations.
- > IEC 61557-8 : Insulation Monitoring Devices in IT earthing arrangement
- > IEC 61557-9 : Equipment for insulation fault location in IT earthing arrangements

## CM4000

\*Price on Request



### High Performance Meters for Mains or Critical Loads on HV/LV Networks - PowerLogic CM4000T

**The CM4000T circuit monitors deliver the information needed to improve power system reliability and minimize unplanned downtime.**

The circuit monitors provide accurate and fast alarm detection and multiple levels of information on each power quality event to help you pinpoint the source of a problem, including:

- > 100,000 samples per cycle at 50 Hz for high-speed transient detection to help quantify the frequency and severity of transient activity including magnitude, duration, phase, and stress factor
- > Power quality and alarm summary and trending
- > Disturbance direction detection
- > Harmonic power flows
- > Flicker monitoring
- > Four types of waveform capture
- > 100 ms and cycle-by-cycle event recording capacitor switching transients and sub-cycle transfer switch operations, non-periodic notching of the waveform & loads turning on or off
- > EN50160 compliance monitoring

For details on non-standard references, technical parameters, stockable and non-stockable status, please contact Customer Care Centre.

☑ NORMAL STOCK ITEMS

W.E.F. July 01, 2017

# High Accuracy, Specialized Solutions - for MV/LV Distribution



## PowerLogic™ ION 7650 / 7550

\*Price on Request

- > **Summarize power quality, set targets**, measure and verify results
- > **Modbus Master functionality** to read from downstream Modbus devices and view it via the front panel
- > **IEC 61850 protocol** to increase interoperability & decrease engineering time
- > **Gateway functionality** to access downstream meter's readings through ethernet
- > **Detect and capture transients** as short as 20µs at 50Hz (17µs at 60 Hz)
- > **Power quality compliance monitoring** IEC 61000-4-30 class A ed. 2, EN50160, IEC 61000-4-7, IEC 61000-4-15, IEEE 519, IEEE 1159, and CBEMA/ITIC
- > **Evaluate flicker** based on IEC 61000-4-15 and IEEE 1453
- > **Detect wave-form changes** & record ultra-fast electrical parameters every 100 m.s.
- > **Trend curves and short-term forecasting** of upcoming values for better decisions
- > **Disturbance direction detection** with results captured in the event log, with a timestamp and certainty level
- > **Alarm set-point learning** & alarm notification via email



Utility/ABT meter



8650

## PowerLogic™ ION 8800 / 8650

\*Price on Request

- > **Utility grade accurate metering** with IEC 62053-22/23 Class 0.2S with 1024 samples / cycle
- > **Power quality compliance monitoring** for IEC 61000-4-30 Class A/S, EN50160, IEC 61000-4-7, IEC 61000-4-15, IEEE 1159, IEEE 519
- > **Power quality measurements** with Individual Harmonics, sag – swell, transient detection, waveform analysis & logging
- > **Digital fault recording** by capturing voltage and current channels simultaneously for sub-cycle disturbances
- > **Complete communications** through IEC1107 optical port or the optional communications module that supports concurrent Ethernet, serial, and modem communications
- > **Transformer/line loss compensation** for system losses in real time directly in the meter
- > **Instrument transformer correction** to save money and improve accuracy by correcting for less accurate transformers.

## PowerLogic™ PM8000 Series Power Quality Analyser

Patent disturbance detection capability with Sag/Swell / Waveform capture technology

\*Price on Request

- > **Ideal** for high energy users
- > **Revenue accuracy** of Class 0.2S as per IEC 62053-22
- > **High Sampling rate** of 256 Samples / Cycle , Waveform recording, sag/swell monitoring
- > **Modbus Master** with Single RS485 port & Dual Ethernet
- > **512MB of standard** non-volatile memory for Data and event logging
- > **Harmonics Analysis** upto 63rd for Voltage & current
- > **GPS clock (RS485)** or IRIG-B (digital input)
- > **01 Serial port** (Modbus, ION, DNP3) , Dual Ethernet port (Modbus/TCP, ION TCP, DNP3 TCP, IEC 61850 )
- > **Standard Digital Input**, Expandable Digital IO, Analog IO



NEW

## PowerLogic™ Additional Offers

\*Price on Request



Portable CT's with RS485



CT's



For details on non-standard references, technical parameters, stockable and non-stockable status, please contact Customer Care Centre.

☑ NORMAL STOCK ITEMS

W.E.F. July 01, 2017

# High Accuracy, Compact, Power Meters - for HV/MV/LV Distribution



Residential



Industry



Building



Datacentre

## PowerLogic™ PM5000 Series Power Meters

- > **IEC 61557-12 IEC** for PMD (Power Measurement Devices)
- > **Accuracy** - Class 0.5S (PM51xx, PM53xx) and Class 0.2S (PM5560) - IEC Specifications
- > **4th CT** for neutral and ground current measurement (PM5560)
- > **Dual Ethernet** ports for daisy chain communication (PM5560)
- > **Internal webpage** (PM5560)
- > **Individual Harmonics** up-to 63rd (PM5560), 31st (PM53xx) & 15th (PM51xx) THD, TDD
- > **Multi-tariff** Schedules 4 tariffs (PM53xx) & 8 tariffs (PM5560)
- > **Two Relay outputs** for circuit breaker monitoring & control (PM5330, PM5340)
- > **WAGES Monitoring** (PM53xx, PM55xx)
- > **Logging** memory (PM53xx, PM5560)
- > **Peak demand** with time stamping D/T for current and powers (PM53xx, PM5560)
- > **Import / Export** measurement, also called as 4 – quadrant measurement (All models)
- > **Demand prediction** based on sliding, fixed and rolling block, thermal methods (All models)
- > **Battery backed up** Real Time Clock (All models)
- > **Meter Insight-Through QR code**

Product	Description	Reference	Unit LP [₹]
PM 5560	Cl0.2S, 2 Ethernet + 1 RS485 Port, 4th CT, Webpage, 63rd Harmonic (magnitude & direction), 52 alarms, 4 DI, 2 DO, 8 multi tariff, 128 samples / cycle	30003008D	52290
PM 5340	Cl0.5S, 1 Ethernet, 31st harmonic, 2 DI, 2 DO, 2 RO, 35 Alarms, Data logging, 64samples / cycle	30003007D	30874
PM 5320	Cl0.5S, 1 Ethernet, 31st harmonic, 2 DI, 2 DO, 35 Alarms, Data logging, 64samples / cycle	30003005D	28776
PM 5330	Cl0.5S, RS485 Port, 31st harmonic, 2 DI, 2 DO, 2 RO, 35 Alarms, Data logging, 64samples / cycle	30003006D	25388
PM 5310	Cl0.5S, RS485 Port, 31st harmonic, 2 DI, 2 DO, 35 Alarms, Data logging, 64samples / cycle	30003003D	24116

For details on non-standard references, technical parameters, stockable and non-stockable status, please contact Customer Care Centre.

NORMAL STOCK ITEMS

W.E.F. July 01, 2017

# High Accuracy, Specialized Solutions- for MV/LV Distribution



## Smart Demand Controller - EM7200 Series

- > Accuracy CL **0.2\***, **0.5S** and **Class 1.0** as per IEC 62053 21/22
- > **CE / UL** Certification as per IEC / UL61010 1 Ed 3
- > Versatile and fully user programmable, suitable for HT/LT with any CT/PT
- > 2 Digital inputs, **3 Form C Relay outputs** for control
- > **TOU** for time enabled tariff users and auto resetting of energy parameters - weekdays, weekends, public holidays & offs.
- > **Import / Export** option enables monitoring of bi-directional power flow (also called 4 - quadrant measurement)
- > Utility meter cross check
- > **19 demand profile** settings for optimal demand planning
- > THD and individual harmonics up-to 15th
- > **Predictive demand**, present demand, max demand with date/time stamp. 4 peaks and 4 lows

Product	Description	Reference	Unit LP [₹]
EM 7290	Demand Controller CI0.2* with RS485 Port	30002975	45385
EM 7280	Demand Controller CI0.5S with RS485 Port	30002198	35404
EM 7230	Demand Controller CI1 with RS485 Port	30002055	32681

\* Class 0.2S compliance available in 3ph,4w system



## Easy Logic PM2000 Series

### Multifunction Power and Energy meter with 12am snapshot and Rate counters (kgCO2 / Energy)

- > Energy Standard - Class 0.5S /1.0 as per IEC 62053-22 / 21
- > Power quality analysis with THD & Ind. harmonics up to 31st
  - IO module integration (optional) – Digital Input/ Output, Analog Input/ Output
  - 12am Snapshot – Snapshot of Avg Volt, Avg Amp, Total active power & energy delivered as measured by the meter at 12am of every day.
  - Rate Counters – Configurable rate counters for displaying kgCO2 or energy cost.
  - Onboard Data Logging – Configurable logging up to 2 parameters
  - Per-phase, avg/ total of Volts, Amps, PF, THD, Hz, W, Wh, VA, VAh, VAR, VARh, Max Demand & Import / Export
  - Min/Max Monitoring with Date/Time stamping
  - Communication : Pulse output or RS485 port

Product	Description	Reference	Unit LP [₹]
PM2230	PM2230, LCD, RS485, Accuracy CI0.5S, 31st Ind. harmonics, 12am snap shot, kg CO2 and energy rate counters, Data logging	METSEPM2230D	21623
PM2220	PM2220, LCD, RS485, Accuracy CI1, 15th Ind.harmonics, 12am snap shot, kg CO2 and energy rate counters	METSEPM2220D	19892
PM2210	PM2210, LCD, Pulse Output, Accuracy CI1, 12am snap shot, kg CO2 and energy rate counters	METSEPM2210D	14581
PM2130	PM2130, LED, RS485, Accuracy CI0.5S, Ind. Harmonics up to 31st over communication, data logging	METSEPM2130D	20710
PM2K2DIDO*	Optional Digital IO card - 2 channel DI & DO for PM2000 Series	METSEPM2KDGTLIO22D	2457
PM2K1AIAO*	Optional Analog IO card - 1 channel AI & AO for PM2000 Series	METSEPM2KANLGIO11D	2912
PM2K2AIAO*	Optional Analog IO card - 2 channel AI & AO for PM2000 Series	METSEPM2KANLGIO22D	3549

\* Optional IO modules can be used for PM2230 & PM2130 models only. Maximum upto 1 module can be used per device at a time.

For details on non-standard references, technical parameters, stockable and non-stockable status, please contact Customer Care Centre.

NORMAL STOCK ITEMS

W.E.F. July 01, 2017



# DIN Rail Mount Meters - Accurate, Flexible Power Meters

Schneider Electric's new DIN rail mount meters are compact, versatile, high performance devices that confirm to exacting IEC standards with the added benefits of being i. Easy to install ii. Easy to modify and iii. Easy to maintain



## PowerLogic™ PM3200 Series CI 0.5S Power Meters - MV / LV Distribution

- > **Know network health through** all measurement parameters (I, In, U, V, PQS, E, PF, Hz, THD)
- > **Four-quadrant metering to differentiate energy**
  - Target green technologies (delivered/received)
  - Help reduce utility penalties (active/reactive)
- > **Up to 4 different time slots to manage multiple tariffs**
  - Peak, off-peak, workday, weekend
- > **DI/DO provide access to other areas of the electrical network & allow for more applications**
  - WAGES counting, remote reset, tariff control and energy pulse outputs
  - status input (circuit breaker trip or panel door opening), DO alarm for sound or light alert
- > **Data logging (PM3255)**
  - Save last 32 days, last 20 weeks and last 13 months consumption data in separate registers
  - Longer historical record helps create an accurate load profile, making benchmarking and trending easier

Product	Description	Reference	Unit LP [₹]
PM 3255	Din rail Power meter Modbus	METSEPM3255	14858
PM 3210	Din rail Power meter pulse	METSEPM3210	13541



iEM31xx: 63A direct connect - CI1.0  
iEM32xx: 1A / 5A CT connect - CI0.5S  
iEM33xx: 125A direct connect - CI1.0



iEM2010

## PowerLogic™ iEM3000 Series Class Meters - LV Distribution

iEM3110  
iEM3210  
iEM3310

- > Total kWh
- > Partial kWh + date and time of last reset
- > Pulse output up to 1000pulse/kWh
- > 1 Digital Out
- > Date and time of last reset
- > MID legal metrology certification

iEM3150  
iEM3250  
iEM3350

- > Modbus
- > Total kWh
- > Partial kWh + date and time of last reset
- > Self powered
- > By communication: kWh, A, V, kW, PF

iEM3165, 3175  
iEM32765, 3175  
iEM3355

- > Modbus
- > Total kWh, kVAR
- > Four quadrant
- > Partial kWh+ date and time of last reset
- > By communication: kWh, kVARh, P,Q, S, Kv, PF, 4 tariffs, digital input status, date/clock
- > 1 DI for circuit breaker status, input WAGES, 1 DO

## iEM 33xx - CI1.0 , Direct current 125 A , Din Rail Meter

Product	Description	Reference	Unit LP [₹]
iEM33xx	Three Phase, 125A Direct Current, Lonwork	A9MEM3375	19484
iEM33xx	Three Phase, 125A Direct Current, BACnet	A9MEM3365	18107
iEM33xx	Three Phase, 125A Direct Current, Modbus	A9MEM3350	15407
iEM33xx	Three Phase, 125A Direct Current, PulseO/P	A9MEM3310	14536

## Three phase CT Operated, Din Rail Meter / Direct Current-Three phase (upto 63A)

Product	iEM 32xx CI0.5S CT		iEM 31xx CI1.0 - Direct current	
	Reference	Unit LP [₹]	Reference	Unit LP [₹]
iEM 3x65	A9MEM3265	15695	A9MEM3165	15228
iEM 3x55	A9MEM3255	11002	A9MEM3155	12154
iEM 3x50	A9MEM3250	10316	A9MEM3150	11472
iEM 3x10	A9MEM3210	9450	A9MEM3110	10502

## Direct Current-Single phase (upto 40A) , Din Rail Meter

Product	Description	Reference	Unit LP [₹]
iEM 2010	Single Phase Energy Meter upto 40A, POP with counter display	A9MEM2010	4803

For details on non-standard references, technical parameters, stockable and non-stockable status, please contact Customer Care Centre.

☑ NORMAL STOCK ITEMS

W.E.F. July 01, 2017

# Ethernet Communication Gateways and Meters



PM5560






PM8000

From a single building, to a multi-site enterprise, the Schneider Electric gateways provides fast, reliable Ethernet connectivity in the most demanding applications: Energy management, Power distribution, Building automation & Factory automation

## Ethernet – TCP/IP Protocol Meters & Accessories

Product	Description	Reference	Unit LP [₹]
ION Products	ION 8800, ION 8650, ION 7650, ION 7550, PM8000 with Ethernet		On Request
PM 5560	Two Ethernet ports with single IP, C10.2S, Web dashboard	30003008D	52290
PM 5340	One Ethernet port, 2 Digital Inputs, 2 Digital Outputs, 2 Relays	30003007D	30874
PM 5320	One Ethernet port, 2 Digital Inputs, 2 Digital Outputs	30003005D	28776

## Ethernet Communication Gateway Server / Converters

Com'X 510 Gateway Server	EGX300 – Gateway Device	LINK150 Protocol Converter
 <ul style="list-style-type: none"> <li>&gt; Dual Ethernet</li> <li>&gt; Onboard storage</li> <li>&gt; Wireless WiFi / GPRS Support</li> <li>&gt; Cloud hosted platform</li> <li>&gt; Local and Customized Web pages with trending and dashboard visualization</li> <li>&gt; Modbus Gateway</li> <li>&gt; On-Board 6 DI, 2 AI</li> </ul>	 <ul style="list-style-type: none"> <li>&gt; 1 Ethernet port (10/100 Base T)</li> <li>&gt; Inbuilt web dashboard</li> <li>&gt; Custom web page Support</li> <li>&gt; Real-time trending</li> <li>&gt; Device discovery</li> <li>&gt; TCP/IP, SNMP, SNT, SMTP protocol</li> <li>&gt; Aux Supply 24 V DC</li> </ul>	 <ul style="list-style-type: none"> <li>&gt; Protocol Converter from Modbus RS485 to TCP/IP</li> <li>&gt; Two (2) Ethernet ports for daisy chain Ethernet</li> <li>&gt; Setup through built-in web pages</li> <li>&gt; HTTP, HTTPS, FTP, SMTP, IPV6 Support</li> <li>&gt; 24V DC and/ or POE power supply</li> </ul>

Product	Description	Reference	Unit LP [₹]
ComX'510	Energy Gateway Server – EMS in a BOX	EBX510	42867
EGX300	Gateway Server	30002885	27796
Link150	Protocol Converter	EGX150	26817
Wi-fi USB Stick	Wi-fi USB stick for Com'X	EBXA-USB-WiFi	3797
GPRS	GPRS modem without SIM for Com'X	EBXA-GPRS	5222
GPRS Antenna	External GPRS antenna for Com'X	EBXA-ANT-5M	3094

For details on non-standard references, technical parameters, stockable and non-stockable status, please contact Customer Care Centre.

NORMAL STOCK ITEMS

W.E.F. July 01, 2017

# India's Most Trusted, Reliable and Accurate Multifunction Meters



NEW

## Conzerv EM6400NG Series, The Next Generation Workhorse

Multifunction Energy meter with NextGen features like Harmonics & Min/Max Monitoring, Digital security

- > **Energy Standard** – Class 0.2/0.5S/1 as per IEC 62053-22 / 21
- > **Power quality analysis** with THD & individual harmonics upto 15th over communication
- > **13 different wiring** configuration scheme
- > **Volts, Amps, PF, THD, F, W, Wh, VA, VAh, Var, Varh, Runhrs, Onhrs, Interupts, Preloaded Demand & Import /Export**
- > **Min/Max Monitoring** with Date/Time stamping
- > **Calibration LED** and Heart beat LED for communication Status
- > **Communication** : POP or RS485 port

Product	Description	Reference	Unit LP [₹]
EM6400NG	Class accuracy C10.2, RS485 port	METSEEM6400NGRSL2	24809
EM6400NG	Class accuracy C10.5S, RS485 port	METSEEM6400NGRSL5	20725
EM6400NG	Class accuracy C11, RS485 port	METSEEM6400NGRSL1	16358
EM6400NG	Class accuracy C10.5S, POP	METSEEM6400NGPOCL5	14171
EM6400NG	Class accuracy C11, POP	METSEEM6400NGPOCL1	12830

Old EM6400 Reference	Equivalent EM6400NG Reference
30002021	METSEEM6400NGPOCL1
30002065	METSEEM6400NGPOCL1
30002072	METSEEM6400NGPOCL1
30002081	METSEEM6400NGPOCL1
30002022	METSEEM6400NGPOCL5
30002034	METSEEM6400NGPOCL5
30002049	METSEEM6400NGPOCL5
30002050	METSEEM6400NGPOCL5
30002064	METSEEM6400NGPOCL5
30002085	METSEEM6400NGPOCL5
30002088	METSEEM6400NGPOCL5
30002002	METSEEM6400NGRSL1
30002012	METSEEM6400NGRSL1
30002077	METSEEM6400NGRSL1
30002078	METSEEM6400NGRSL1
30002246	METSEEM6400NGRSL1
30002027	METSEEM6400NGRSL2
30002066	METSEEM6400NGRSL2
30002089	METSEEM6400NGRSL2
30002097	METSEEM6400NGRSL2
30002101	METSEEM6400NGRSL2
30002102	METSEEM6400NGRSL2
30002104	METSEEM6400NGRSL2
30002106	METSEEM6400NGRSL2
30002109	METSEEM6400NGRSL2
30002257	METSEEM6400NGRSL2
30002347	METSEEM6400NGRSL2
30002911	METSEEM6400NGRSL2

Old EM6400 Reference	Equivalent EM6400NG Reference
30002912	METSEEM6400NGRSL2
30002913	METSEEM6400NGRSL2
30002914	METSEEM6400NGRSL2
30002915	METSEEM6400NGRSL2
30002916	METSEEM6400NGRSL2
30002917	METSEEM6400NGRSL2
30002918	METSEEM6400NGRSL2
30002919	METSEEM6400NGRSL2
30002920	METSEEM6400NGRSL2
30002921	METSEEM6400NGRSL2
30002922	METSEEM6400NGRSL2
30002923	METSEEM6400NGRSL2
30002924	METSEEM6400NGRSL2
30002925	METSEEM6400NGRSL2
30002001	METSEEM6400NGRSL5
30002019	METSEEM6400NGRSL5
30002036	METSEEM6400NGRSL5
30002040	METSEEM6400NGRSL5
30002041	METSEEM6400NGRSL5
30002042	METSEEM6400NGRSL5
30002051	METSEEM6400NGRSL5
30002056	METSEEM6400NGRSL5
30002057	METSEEM6400NGRSL5
30002069	METSEEM6400NGRSL5
30002082	METSEEM6400NGRSL5
30002083	METSEEM6400NGRSL5

For details on non-standard references, technical parameters, stockable and non-stockable status, please contact Customer Care Centre.

☑ NORMAL STOCK ITEMS

W.E.F. July 01, 2017

# India's Most Trusted, Reliable and Accurate Multifunction Meters



India's No. 1 selling panel meter that pioneered communication and power quality measurements - EM6436 - Load Monitor

## EM 6436 - Entry-level Multi Function Meter - Load Monitor

- > Accuracy C11.0, C10.5
- > Aux Supply - 44 to 300Vac/dc
- > Parameters - Volts, Amps, F, PF, W/VA, Wh /VAh, Runhrs, Onhrs & Interrupts

Product	Description	Reference		Unit LP [₹]
EM6436	EM6436 C10.5 RS	30002015	<input checked="" type="checkbox"/>	10549
EM6436	EM6436 C11 RS	30001999	<input checked="" type="checkbox"/>	9218
EM6436	EM6436 C11	30001994	<input checked="" type="checkbox"/>	7858



## EM 6433 - Energy Meter

- > Accuracy C11.0, C10.5
- > Aux Supply - 44 to 300Vac/dc
- > Parameters - Amps, W/VA, Wh /VAh, Runhrs, Onhrs & Interrupts

Product	Description	Reference		Unit LP [₹]
EM6433	EM6433 C10.5 RS	30002000	<input checked="" type="checkbox"/>	6329
EM6433	EM6433 C11 RS	30002016	<input checked="" type="checkbox"/>	6056



## EM6459 Series - VAF, PF Meters

- > Accuracy C11.0, C10.5
- > Aux Supply - 44 to 300Vac/dc
- > Parameters - Amps, Volts, Freq, PF, RPM, %Load, %Unbal, Amp phase angle

Product	Description	Reference		Unit LP [₹]
EM6459	EM6459 C11 RS	30001804	<input checked="" type="checkbox"/>	6800
EM6459	EM6459 C11	30002008	<input checked="" type="checkbox"/>	4983

For details on non-standard references, technical parameters, stockable and non-stockable status, please contact Customer Care Centre.

NORMAL STOCK ITEMS

W.E.F. July 01, 2017

## Dual Source Meters - Energy & Entry Level Multi Function



The EM 6436Dual Source and the dedicated Dual Source 6438

### EM 6436Dual – Dual Source Entry Level Multi Function Meter

- > Accuracy CI1.0, CI0.5
- > Aux Supply - 44 to 300Vac/dc
- > Parameters - EB & DG side Power & Energy parameters, Volts, Amps, F, PF, OnHrs, Runhrs & Optional Demand parameters

Product	Description	Reference		Unit LP [₹]
EM6436	EM6436dual DM CI1 RS	30002351		17183
EM6436	EM6436dual CI1 RS	30002277	<input checked="" type="checkbox"/>	13882
EM6436	EM6436dual CI1	30002306		11132



### EM 6438 – Dual Source Energy Meter

- > Accuracy CI1.0, CI0.5
- > Aux Supply - 44-300Vac/dc
- > Parameters - EB & DG side Power & Energy parameters, Runhrs, OnHrs & Optional Demand parameters

Product	Description	Reference		Unit LP [₹]
EM6438	EM6438 CI0.5 RS	30002269		6881
EM6438	EM6438 CI1 RS	30002026		6387

## Specialized Small Form Factor Meters - ELF Series



### ELF32xx Series - VAF, Power & Energy Meters

- > Accuracy CI1.0, CI0.5
- > Aux Supply - 80 to 270Vac
- > Size - 96X48mm
- > Parameters - VAF, W/VA/VAr/PF
  - a) ELF3259 - VAF meter
  - b) ELF3234 - W/VA/VAr/PF
  - c) ELF3234\_3 - W/VA/VAr & PF

Product	Description	Reference		Unit LP [₹]
ELF3234-3	ELF3234-3 CI0.5	30000619		5987
ELF3234	ELF3234 CI0.5	30000621		5124
ELF3259	ELF3259 CI0.5	30000620		2571
ELF3234-3	ELF3234-3 CI1	30000409		4782
ELF3234	ELF3234 CI1	30000859		4098
ELF3259	ELF3259 CI1	30000860		2051

For details on non-standard references, technical parameters, stockable and non-stockable status, please contact Customer Care Centre.

NORMAL STOCK ITEMS

W.E.F. July 01, 2017

# Specialized Counter Energy Meters- Conzerv™ DM52xx



## \*Conzerv™ DM52xx

- > Accuracy CI1.0, CI0.5
- > Pulse output – for effective WAGES tracking on EMS systems
- > 3P4W & 3P3W wiring options

Product	Description		Unit LP [₹]
DM5240	Energy Meter 3P4W CI1 POP	☑	3959
DM5240	Energy Meter 3P4W CI0.5 POP		4695
DM5230	Energy Meter 3P3W CI1 POP		3713
DM5230	Energy Meter 3P3W CI0.5 POP		4357

\*Reference code based on detailed specification, please check with local Representative

## LCD Display Energy Meters & VAF+PF Meters



High durability, sleek LCD display energy & VAF+PF meters

### EM1000 / EM1200 Series

- > Accuracy CI0.5, CI1.0
- > **Parameters** - KW, KWh & PF
- > **Pulse output** - for basic tracking on EMS systems
- > **RS 485** - for native integration into EMS

Product	Description	Reference		Unit LP [₹]
EM1200	EM1200 CI0.5 RS	30002572		4108
EM1000	EM1000 CI0.5 POP	30002571		3526
EM1200	EM1200 CI1 RS	30002565	☑	3385
EM1000	EM1000 CI1 POP	30002568	☑	2788



### DM 6100 Series – VAF, PF Meters

- > Accuracy CI0.5, CI1.0
- > **DM6100** - VAF, PF meter
- > **DM6300** - VAF, PF meter with RS 485 port

Product	Description	Reference		Unit LP [₹]
DM6300	DM6300 CI0.5 RS	30002570		3391
DM6100	DM6100 CI0.5	30002569		2676
DM6300	DM6300 CI1 RS	30002566		3229
DM6100	DM6100 CI1	30002567	☑	2549

## CE compliance- Volt/Amp/ frequency meter



### EasyLogic™ DM3000 / DM1000

- > **CE compliance** as per latest IEC 61010-1
- > **50Hz or 60Hz**
- > **AC or DC** control power
- > **LED indicators** for phase identification in 3-ph meters
- > **Plus all features** of Conzerv range DM3000 / DM1000

Product	Description	Reference		Unit LP [₹]
DM3210	Three phase Voltmeter CI0.5	METSEDM3210		2367
DM3110	Three phase Ammeter CI0.5	METSEDM3110		2367
DM1210	Single phase Voltmeter CI0.5	METSEDM1210		1606
DM1110	Single phase Ammeter CI0.5	METSEDM1110		1606
DM1310	Frequency meter CI0.2	METSEDM1310		1223

For details on non-standard references, technical parameters, stockable and non-stockable status, please contact Customer Care Centre.

☑ NORMAL STOCK ITEMS

W.E.F. July 01, 2017

# Just the Basics - Voltage / Ampere / Frequency Meters



## Conzerv™ DM3000 / DM1000

### Accuracy

- > Volts & Amps - CI 0.5/CI1.0
- > Frequency - 0.2
- > True RMS values

### Bright red LED Display

- > Full 4 Digits, 0.1% Resolution
- > 14mm height, 7 segment

### User-friendly

- > Auto exit from setup
- > Elegant ergonomic design
- > Intuitive dual function key
- > Bright LED indicators - Kilo & Phase indications for measured value

Product	Description	Reference		Unit LP [₹]
DM3210	Three phase Voltmeter CI0.5	30002462	☑	1954
DM3110	Three phase Ammeter CI0.5	30002461	☑	1954
DM3210	Three phase Voltmeter CI1	30002386	☑	1561
DM3110	Three phase Ammeter CI1	30002385	☑	1561
DM1210	Single phase Voltmeter CI0.5	30002460	☑	1323
DM1110	Single phase Ammeter CI0.5	30002459	☑	1323
DM1210	Single phase Voltmeter CI1	30002366	☑	982
DM1110	Single phase Ammeter CI1	30002365	☑	982
DM1310	Single phase Frequency CI0.2	30002367	☑	982

## Accessories for Power Monitoring

Description	Reference	Unit LP [₹]
Adaptor Plate 144X144 mm	30000089	71
ELF adaptor plate	30001808	31
DM52XX Tamper protection kit - Set of 36 nos in 01 KIT	METSEDM5240TK	913

For details on non-standard references, technical parameters, stockable and non-stockable status, please contact Customer Care Centre.

☑ NORMAL STOCK ITEMS

W.E.F. July 01, 2017

# Power Factor Correction Products



## Can (Cylindrical) Type 440V Capacitors

Description	kVAr Rating	Minimum Ordering Quantity (No.)	Reference	Unit LP
<b>EasyCan (S Duty) 440V Range</b>				
MPP - Standard Duty Can 3Ph 1kVAr 440V 50Hz	1	3	MEHVCSDY010A44	405
MPP - Standard Duty Can 3Ph 2kVAr 440V 50Hz	2	3	MEHVCSDY020A44 <input checked="" type="checkbox"/>	564
MPP - Standard Duty Can 3Ph 3kVAr 440V 50Hz	3	3	MEHVCSDY030A44 <input checked="" type="checkbox"/>	846
MPP - Standard Duty Can 3Ph 4kVAr 440V 50Hz	4	3	MEHVCSDY040A44 <input checked="" type="checkbox"/>	1129
MPP - Standard Duty Can 3Ph 5kVAr 440V 50Hz	5	3	MEHVCSDY050A44 <input checked="" type="checkbox"/>	1118
MPP - Standard Duty Can 3Ph 7.5kVAr 440V 50Hz	7.5	3	MEHVCSDY075A44	1678
MPP - Standard Duty Can 3Ph 10kVAr 440V 50Hz	10	1	MEHVCSDY100A44 <input checked="" type="checkbox"/>	1962
MPP - Standard Duty Can 3Ph 12.5kVAr 440V 50Hz	12.5	1	MEHVCSDY125A44 <input checked="" type="checkbox"/>	2452
MPP - Standard Duty Can 3Ph 15kVAr 440V 50Hz	15	1	MEHVCSDY150A44 <input checked="" type="checkbox"/>	2941
MPP - Standard Duty Can 3Ph 20kVAr 440V 50Hz	20	1	MEHVCSDY200A44 <input checked="" type="checkbox"/>	3921
MPP - Standard Duty Can 3Ph 25kVAr 440V 50Hz	25	1	MEHVCSDY250A44 <input checked="" type="checkbox"/>	4903
<b>VarPlus Can (H Duty) 440V Range</b>				
MPP - Heavy Duty Can 3Ph 1kVAr 440V 50Hz	1	3	MEHVCHDY010A44	540
MPP - Heavy Duty Can 3Ph 2kVAr 440V 50Hz	2	3	MEHVCHDY020A44 <input checked="" type="checkbox"/>	847
MPP - Heavy Duty Can 3Ph 3kVAr 440V 50Hz	3	3	MEHVCHDY030A44 <input checked="" type="checkbox"/>	1271
MPP - Heavy Duty Can 3Ph 4kVAr 440V 50Hz	4	3	MEHVCHDY040A44 <input checked="" type="checkbox"/>	1694
MPP - Heavy Duty Can 3Ph 5kVAr 440V 50Hz	5	3	MEHVCHDY050A44 <input checked="" type="checkbox"/>	1784
MPP - Heavy Duty Can 3Ph 7.5kVAr 440V 50Hz	7.5	3	MEHVCHDY075A44	2676
MPP - Heavy Duty Can 3Ph 10kVAr 440V 50Hz	10	1	MEHVCHDY100A44 <input checked="" type="checkbox"/>	3347
MPP - Heavy Duty Can 3Ph 12.5kVAr 440V 50Hz	12.5	1	MEHVCHDY125A44 <input checked="" type="checkbox"/>	4185
MPP - Heavy Duty Can 3Ph 15kVAr 440V 50Hz	15	1	MEHVCHDY150A44 <input checked="" type="checkbox"/>	5020
MPP - Heavy Duty Can 3Ph 20kVAr 440V 50Hz	20	1	MEHVCHDY200A44 <input checked="" type="checkbox"/>	6694
MPP - Heavy Duty Can 3Ph 25kVAr 440V 50Hz	25	1	MEHVCHDY250A44 <input checked="" type="checkbox"/>	8366
MPP - Heavy Duty Can 3Ph 30kVAr 440V 50Hz	30	1	MEHVCHDY300A44	10040
MPP - Heavy Duty Can 3Ph 40kVAr 440V 50Hz (Single unit with IP00)	40	1	MEHVCHDY400A44	13043
MPP - Heavy Duty Can 3Ph 50kVAr 440V 50Hz (Single unit with IP00)	50	1	MEHVCHDY500A44	16303
<b>VarPlus Can (GH Duty) 440V Range</b>				
MPP - Gas Heavy Duty Can 3Ph 5kVAr 440V 50Hz	5	3	MEHVCGSF050A44 <input checked="" type="checkbox"/>	1925
MPP - Gas Heavy Duty Can 3Ph 7.5kVAr 440V 50Hz	7.5	3	MEHVCGSF075A44	2884
MPP - Gas Heavy Duty Can 3Ph 10kVAr 440V 50Hz	10	1	MEHVCGSF100A44 <input checked="" type="checkbox"/>	3557
MPP - Gas Heavy Duty Can 3Ph 12.5kVAr 440V 50Hz	12.5	1	MEHVCGSF125A44 <input checked="" type="checkbox"/>	4444
MPP - Gas Heavy Duty Can 3Ph 15kVAr 440V 50Hz	15	1	MEHVCGSF150A44 <input checked="" type="checkbox"/>	5333
MPP - Gas Heavy Duty Can 3Ph 20kVAr 440V 50Hz	20	1	MEHVCGSF200A44 <input checked="" type="checkbox"/>	7111
MPP - Gas Heavy Duty Can 3Ph 25kVAr 440V 50Hz	25	1	MEHVCGSF250A44 <input checked="" type="checkbox"/>	8888
MPP - Gas Heavy Duty Can 3Ph 30kVAr 440V 50Hz	30	1	MEHVCGSF300A44	10660
MPP - Gas Heavy Duty Can 3Ph 40kVAr 440V 50Hz (Single unit with IP00)	40	1	MEHVCGSF400A44	13800
MPP - Gas Heavy Duty Can 3Ph 50kVAr 440V 50Hz (Single unit with IP00)	50	1	MEHVCGSF500A44	17249

For details on non-standard references, technical parameters, stockable and non-stockable status, please contact Customer Care Centre.

NORMAL STOCK ITEMS

W.E.F. July 01, 2017



# Power Factor Correction Products



## Box (Square) Type 440V Capacitors

Description	kVAr Rating	Minimum Ordering Quantity (No.)	Reference	Unit LP
<b>VarPlus Box S Duty 440V Range</b>				
MPP - Standard Duty Box 3ph 7.5kVAr 440V 50Hz	7.5	1	MEHVBSDY075A44	2228
MPP - Standard Duty Box 3Ph 10kVAr 440V 50Hz	10	1	MEHVBSDY100A44 <input checked="" type="checkbox"/>	2864
MPP - Standard Duty Box 3ph 12.5kVAr 440V 50Hz	12.5	1	MEHVBSDY125A44	3580
MPP - Standard Duty Box 3ph 15kVAr 440V 50Hz	15	1	MEHVBSDY150A44	4294
MPP - Standard Duty Box 3ph 20kVAr 440V 50Hz	20	1	MEHVBSDY200A44 <input checked="" type="checkbox"/>	5726
MPP - Standard Duty Box 3ph 25kVAr 440V 50Hz	25	1	MEHVBSDY250A44 <input checked="" type="checkbox"/>	7157
MPP - Standard Duty Box 3ph 30kVAr 440V 50Hz	30	1	MEHVBSDY300A44	9171
MPP - Standard Duty Box 3ph 50kVAr 440V 50Hz(single unit)	50	1	MEHVBSDY500A44	15286
<b>VarPlus Box H Duty 440V Range</b>				
MPP - Heavy Duty Box 3Ph 5kVAr 440V 50Hz	5	1	MEHVBHDY050A44 <input checked="" type="checkbox"/>	2369
MPP - Heavy Duty Box 3Ph 7.5kVAr 440V 50Hz	7.5	1	MEHVBHDY075A44	3550
MPP - Heavy Duty Box 3Ph 10kVAr 440V 50Hz	10	1	MEHVBHDY100A44 <input checked="" type="checkbox"/>	4044
MPP - Heavy Duty Box 3Ph 12.5kVAr 440V 50Hz	12.5	1	MEHVBHDY125A44 <input checked="" type="checkbox"/>	5063
MPP - Heavy Duty Box 3Ph 15kVAr 440V 50Hz	15	1	MEHVBHDY150A44 <input checked="" type="checkbox"/>	6075
MPP - Heavy Duty Box 3Ph 20kVAr 440V 50Hz	20	1	MEHVBHDY200A44 <input checked="" type="checkbox"/>	8098
MPP - Heavy Duty Box 3Ph 25kVAr 440V 50Hz	25	1	MEHVBHDY250A44 <input checked="" type="checkbox"/>	10123
MPP - Heavy Duty Box 3Ph 30kVAr 440V 50Hz	30	1	MEHVBHDY300A44	12148
MPP - Heavy Duty Box 3Ph 50kVAr 440V 50Hz (single unit)	50	1	MEHVBHDY500A44	20908
<b>VarPlus Box Energy (MD-XL) 440V Range</b>				
Energy - MD-XL Box 3Ph 5kVAr 440V 50 Hz	5	1	MEHVBENY050A44 <input checked="" type="checkbox"/>	3702
Energy - MD-XL Box 3Ph 7.5kVAr 440V 50 Hz	7.5	1	MEHVBENY075A44	5551
Energy - MD-XL Box 3Ph 10kVAr 440V 50 Hz	10	1	MEHVBENY100A44 <input checked="" type="checkbox"/>	7067
Energy - MD-XL Box 3Ph 12.5kVAr 440V 50Hz	12.5	1	MEHVBENY125A44	8839
Energy - MD-XL Box 3Ph 15kVAr 440V 50 Hz	15	1	MEHVBENY150A44 <input checked="" type="checkbox"/>	10589
Energy - MD-XL Box 3Ph 20kVAr 440V 50 Hz	20	1	MEHVBENY200A44 <input checked="" type="checkbox"/>	14119
Energy - MD-XL Box 3Ph 25kVAr 440V 50 Hz	25	1	MEHVBENY250A44 <input checked="" type="checkbox"/>	17676
Energy - MD-XL Box 3Ph 30kVAr 440V 50 Hz	30	1	MEHVBENY300A44	21200
Energy - MD-XL Box 3Ph 50kVAr 440V 50 Hz(Single unit)	50	1	MEHVBENY500A44	38017
<b>VarPlus Box APP 440V Range</b>				
APP - Box 3Ph 5kVAr 440V 50Hz	5	1	MEHVBAPP050A44 <input checked="" type="checkbox"/>	3538
APP - Box 3Ph 7.5kVAr 440V 50Hz	7.5	1	MEHVBAPP075A44	5308
APP - Box 3Ph 10kVAr 440V 50Hz	10	1	MEHVBAPP100A44 <input checked="" type="checkbox"/>	6209
APP - Box 3Ph 12.5kVAr 440V 50Hz	12.5	1	MEHVBAPP125A44	7762
APP - Box 3Ph 15kVAr 440V 50Hz	15	1	MEHVBAPP150A44 <input checked="" type="checkbox"/>	9314
APP - Box 3Ph 20kVAr 440V 50Hz	20	1	MEHVBAPP200A44 <input checked="" type="checkbox"/>	12419
APP - Box 3Ph 25kVAr 440V 50Hz	25	1	MEHVBAPP250A44 <input checked="" type="checkbox"/>	15523
APP - Box 3Ph 30kVAr 440V 50Hz	30	1	MEHVBAPP300A44	18662
APP - Box 3Ph 50kVAr 440V 50Hz (Bank 25kVAr x 2 nos)	50	1	MEHVBAPP500A44	34606

For details on non-standard references, technical parameters, stockable and non-stockable status, please contact Customer Care Centre.

NORMAL STOCK ITEMS

W.E.F. July 01, 2017

# Power Factor Correction Products



## Detuned Filter Application Capacitors

Description	kVArRating	Minimum Ordering Quantity (No.)	Reference	Unit LP
<b>* Capacitors for 7%/5.7% , 440V Detuned Filter Application</b>				
<b>VarPlus Can (H Duty) 480V Range</b>				
MPP - Heavy Duty Can 3Ph 5.6kVAr 480V 50Hz	5.6	1	MEHVCHDY056A48	1997
MPP - Heavy Duty Can 3Ph 6.7kVAr 480V 50Hz	6.7	1	MEHVCHDY067A48	2389
MPP - Heavy Duty Can 3Ph 11.3kVAr 480V 50Hz	11.3	1	MEHVCHDY113A48	3778
MPP - Heavy Duty Can 3Ph 12.5kVAr 480V 50Hz	12.5	1	MEHVCHDY125A48	4179
MPP - Heavy Duty Can 3Ph 14.4kVAr 480V 50Hz	14.4	1	MEHVCHDY144A48	4818
MPP - Heavy Duty Can 3Ph 15.5kVAr 480V 50Hz	15.5	1	MEHVCHDY155A48	5186
MPP - Heavy Duty Can 3Ph 17kVAr 480V 50Hz	17	1	MEHVCHDY170A48	5690
MPP - Heavy Duty Can 3Ph 19kVAr 480V 50Hz	19	1	MEHVCHDY190A48	6359
MPP - Heavy Duty Can 3Ph 22.4kVAr 480V 50Hz	22.4	1	MEHVCHDY224A48	7496
MPP - Heavy Duty Can 3Ph 25kVAr 480V 50Hz	25	1	MEHVCHDY250A48	8367
MPP - Heavy Duty Can 3Ph 28.1kVAr 480V 50Hz	28.1	1	MEHVCHDY281A48	9396
MPP - Heavy Duty Can 3Ph 31.5kVAr 480V 50Hz	31.5	1	MEHVCHDY315A48	10533
<b>VarPlus Can (GH Duty) 480V Range</b>				
MPP - GasHeavy Duty Can 3Ph 5.6kVAr 480V 50Hz	5.6	1	MEHVCGSF056A48	2154
MPP - GasHeavy Duty Can 3Ph 6.7kVAr 480V 50Hz	6.7	1	MEHVCGSF067A48	2577
MPP - GasHeavy Duty Can 3Ph 11.3kVAr 480V 50Hz	11.3	1	MEHVCGSF113A48	4015
MPP - GasHeavy Duty Can 3Ph 12.5kVAr 480V 50Hz	12.5	1	MEHVCGSF125A48	4441
MPP - GasHeavy Duty Can 3Ph 14.4kVAr 480V 50Hz	14.4	1	MEHVCGSF144A48	5116
MPP - GasHeavy Duty Can 3Ph 15.5kVAr 480V 50Hz	15.5	1	MEHVCGSF155A48	5507
MPP - GasHeavy Duty Can 3Ph 17kVAr 480V 50Hz	17	1	MEHVCGSF170A48	6041
MPP - GasHeavy Duty Can 3Ph 19kVAr 480V 50Hz	19	1	MEHVCGSF190A48	6752
MPP - GasHeavy Duty Can 3Ph 22.4kVAr 480V 50Hz	22.4	1	MEHVCGSF224A48	7959
MPP - GasHeavy Duty Can 3Ph 25kVAr 480V 50Hz	25	1	MEHVCGSF250A48	8883
MPP - GasHeavy Duty Can 3Ph 28.1kVAr 480V 50Hz	28.1	1	MEHVCGSF281A48	10021
MPP - GasHeavy Duty Can 3Ph 31.5kVAr 480V 50Hz	31.5	1	MEHVCGSF315A48	11234
<b>VarPlus Box H Duty 480V Range</b>				
MPP - Heavy Duty Box 3Ph 5.6kVAr 480V 50Hz	5.6	1	MEHVBHDY056A48	2651
MPP - Heavy Duty Box 3Ph 6.7kVAr 480V 50Hz	6.7	1	MEHVBHDY067A48	3172
MPP - Heavy Duty Box 3Ph 11.3kVAr 480V 50Hz	11.3	1	MEHVBHDY113A48	4575
MPP - Heavy Duty Box 3Ph 14.4kVAr 480V 50Hz	14.4	1	MEHVBHDY144A48	5830
MPP - Heavy Duty Box 3Ph 17kVAr 480V 50Hz	17	1	MEHVBHDY170A48	6881
MPP - Heavy Duty Box 3Ph 22.4kVAr 480V 50Hz	22.4	1	MEHVBHDY224A48	9033
MPP - Heavy Duty Box 3Ph 25kVAr 480V 50Hz	25	1	MEHVBHDY250A48	10083
MPP - Heavy Duty Box 3Ph 28.1kVAr 480V 50Hz	28.1	1	MEHVBHDY281A48	11333
MPP - Heavy Duty Box 3Ph 31.5kVAr 480V 50Hz	31.5	1	MEHVBHDY315A48	12704
MPP - Heavy Duty Box 3Ph 56.1kVAr 480V 50Hz (Single unit)	56.1	1	MEHVBHDY561A48	23445
<b>VarPlus Box Energy (MD-XL) 480V Range</b>				
Energy - MD-XL Box 3Ph 5.6kVAr 480V 50 Hz	5.6	1	MEHVBENY056A48	4141
Energy - MD-XL Box 3Ph 6.7kVAr 480V 50 Hz	6.7	1	MEHVBENY067A48	4955
Energy - MD-XL Box 3Ph 11.3kVAr 480V 50 Hz	11.3	1	MEHVBENY113A48	7983
Energy - MD-XL Box 3Ph 14.4kVAr 480V 50 Hz	14.4	1	MEHVBENY144A48	10181
Energy - MD-XL Box 3Ph 15.5kVAr 480V 50 Hz	15.5	1	MEHVBENY155A48	10959
Energy - MD-XL Box 3Ph 17kVAr 480V 50 Hz	17	1	MEHVBENY170A48	12019
Energy - MD-XL Box 3Ph 19kVAr 480V 50 Hz	19	1	MEHVBENY190A48	13434
Energy - MD-XL Box 3Ph 22.4kVAr 480V 50 Hz	22.4	1	MEHVBENY224A48	15838
Energy - MD-XL Box 3Ph 25.0kVAr 480V 50 Hz	25	1	MEHVBENY250A48	17683
Energy - MD-XL Box 3Ph 28.1kVAr 480V 50 Hz	28.1	1	MEHVBENY281A48	19875
Energy - MD-XL Box 3Ph 31.5kVAr 480V 50 Hz	31.5	1	MEHVBENY315A48	22279
Energy - MD-XL Box 3Ph 56.1kVAr 480V 50 Hz (single unit)	56.1	1	MEHVBENY561A48	42623

For details on non-standard references, technical parameters, stockable and non-stockable status, please contact Customer Care Centre.

NORMAL STOCK ITEMS

W.E.F. July 01, 2017

# Power Factor Correction Products



## Detuned Filter Application Capacitors

Description	kVAr Rating	Minimum Ordering Quantity (No.)	Reference	Unit LP
<b>VarPlus Box APP 480V Range</b>				
APP - Box 3Ph 5.6kVAr 480V 50Hz	5.6	1	MEHVBAPP056A48	3957
APP - Box 3Ph 6.7kVAr 480V 50Hz	6.7	1	MEHVBAPP067A48	4734
APP - Box 3Ph 11.3kVAr 480V 50Hz	11.3	1	MEHVBAPP113A48	7026
APP - Box 3Ph 12.5kVAr 480V 50Hz	12.5	1	MEHVBAPP125A48	7773
APP - Box 3Ph 14.4kVAr 480V 50Hz	14.4	1	MEHVBAPP144A48	8954
APP - Box 3Ph 15.5kVAr 480V 50Hz	15.5	1	MEHVBAPP155A48	9626
APP - Box 3Ph 17kVAr 480V 50Hz	17	1	MEHVBAPP170A48	10584
APP - Box 3Ph 19kVAr 480V 50Hz	19	1	MEHVBAPP190A48	11800
APP - Box 3Ph 22.4kVAr 480V 50Hz	22.4	1	MEHVBAPP224A48	13944
APP - Box 3Ph 25kVAr 480V 50Hz	25	1	MEHVBAPP250A48	15527
APP - Box 3Ph 28.1kVAr 480V 50Hz	28.1	1	MEHVBAPP281A48 <input checked="" type="checkbox"/>	17452
APP - Box 3Ph 31.5kVAr 480V 50Hz	31.5	1	MEHVBAPP315A48	19564
APP - Box 3Ph 56.1kVAr 480V 50Hz (Bank 28.1kVAr x 2nos)	56.1	1	MEHVBAPP561A48	38828
<b>* Capacitors for 7%/ 5.7%/ 14% , 440V Filter Application</b>				
<b>VarPlus Can (H Duty) 525V Range</b>				
MPP - Heavy Duty Can 3Ph 6.9kVAr 525V 50Hz	6.9	1	MEHVCHDY069A52	2464
MPP - Heavy Duty Can 3Ph 12.5kVAr 525V 50Hz	12.5	1	MEHVCHDY125A52	4182
MPP - Heavy Duty Can 3Ph 13.8kVAr 525V 50Hz	13.8	1	MEHVCHDY138A52	4617
MPP - Heavy Duty Can 3Ph 15.4kVAr 525V 50Hz	15.4	1	MEHVCHDY154A52	5151
MPP - Heavy Duty Can 3Ph 17.2kVAr 525V 50Hz	17.2	1	MEHVCHDY172A52	5756
MPP - Heavy Duty Can 3Ph 18.5kVAr 525V 50Hz	18.5	1	MEHVCHDY185A52	6189
MPP - Heavy Duty Can 3Ph 20.6kVAr 525V 50Hz	20.6	1	MEHVCHDY206A52	6890
MPP - Heavy Duty Can 3Ph 22.6kVAr 525V 50Hz	22.6	1	MEHVCHDY226A52	7560
MPP - Heavy Duty Can 3Ph 25kVAr 525V 50Hz	25	1	MEHVCHDY250A52	8366
MPP - Heavy Duty Can 3Ph 27.5kVAr 525V 50Hz	27.5	1	MEHVCHDY275A52	9203
MPP - Heavy Duty Can 3Ph 30.6kVAr 525V 50Hz	30.6	1	MEHVCHDY306A52	10239
MPP - Heavy Duty Can 3Ph 33.1kVAr 525V 50Hz	33.1	1	MEHVCHDY331A52 <input checked="" type="checkbox"/>	11118
MPP - Heavy Duty Can 3Ph 34.4kVAr 525V 50Hz	34.4	1	MEHVCHDY344A52	11502
MPP-Heavy Duty Can 3Ph 37.7 kVAr 525V 50Hz	37.7	1	MEHVCHDY377A52	12603
<b>VarPlus Can (GH Duty) 525V Range</b>				
MPP - GasHeavy Duty Can 3Ph 6.9kVAr 525V 50Hz	6.9	1	MEHVCGSF069A52	2660
MPP - GasHeavy Duty Can 3Ph 12.5kVAr 525V 50Hz	12.5	1	MEHVCGSF125A52	4456
MPP - GasHeavy Duty Can 3Ph 13.8kVAr 525V 50Hz	13.8	1	MEHVCGSF138A52	4919
MPP - GasHeavy Duty Can 3Ph 15.4kVAr 525V 50Hz	15.4	1	MEHVCGSF154A52	5453
MPP - GasHeavy Duty Can 3Ph 17.2kVAr 525V 50Hz	17.2	1	MEHVCGSF172A52	6137
MPP - GasHeavy Duty Can 3Ph 18.5kVAr 525V 50Hz	18.5	1	MEHVCGSF185A52	6566
MPP - GasHeavy Duty Can 3Ph 20.6kVAr 525V 50Hz	20.6	1	MEHVCGSF206A52	7350
MPP - GasHeavy Duty Can 3Ph 22.6kVAr 525V 50Hz	22.6	1	MEHVCGSF226A52	8064
MPP - GasHeavy Duty Can 3Ph 25kVAr 525V50Hz	25	1	MEHVCGSF250A52	8914
MPP - GasHeavy Duty Can 3Ph 27.5kVAr 525V50Hz	27.5	1	MEHVCGSF275A52	9813
MPP - GasHeavy Duty Can 3Ph 30.6kVAr 525V50Hz	30.6	1	MEHVCGSF306A52	10918
MPP - GasHeavy Duty Can 3Ph 33.1kVAr 525V50Hz	33.1	1	MEHVCGSF331A52 <input checked="" type="checkbox"/>	11811
MPP - Gas Heavy Duty Can 3Ph 34.4kVAr 525V50Hz	34.4	1	MEHVCGSF344A52	12275
MPP - GasHeavy Duty Can 3Ph 37.7kVAr 525V50Hz	37.7	1	MEHVCGSF377A52	13425

For details on non-standard references, technical parameters, stockable and non-stockable status, please contact Customer Care Centre.

NORMAL STOCK ITEMS

W.E.F. July 01, 2017

# Power Factor Correction Products



## Detuned Filter Application Capacitors

Description	kVAr Rating	Minimum Ordering Quantity (No.)	Reference	Unit LP [₹]
<b>VarPlus Box H Duty 525V Range</b>				
MPP - Heavy Duty Box 3Ph 6.9kVAr 525V 50Hz	6.9	1	MEHVBHDY069A52	2790
MPP - Heavy Duty Box 3Ph 12.5kVAr 525V 50Hz	12.5	1	MEHVBHDY125A52	5045
MPP - Heavy Duty Box 3Ph 13.8kVAr 525V 50Hz	13.8	1	MEHVBHDY138A52	5580
MPP - Heavy Duty Box 3Ph 15.4kVAr 525V 50Hz	15.4	1	MEHVBHDY154A52	6226
MPP - Heavy Duty Box 3Ph 17.2kVAr 525V 50Hz	17.2	1	MEHVBHDY172A52	6956
MPP - Heavy Duty Box 3Ph 18.5kVAr 525V 50Hz	18.5	1	MEHVBHDY185A52	7493
MPP - Heavy Duty Box 3Ph 20.6kVAr 525V 50Hz	20.6	1	MEHVBHDY206A52	8330
MPP - Heavy Duty Box 3Ph 22.6kVAr 525V 50Hz	22.6	1	MEHVBHDY226A52	9113
MPP - Heavy Duty Box 3Ph 25kVAr 525V 50Hz	25	1	MEHVBHDY250A52	10123
MPP - Heavy Duty Box 3Ph 27.5kVAr 525V 50Hz	27.5	1	MEHVBHDY275A52	11129
MPP - Heavy Duty Box 3Ph 30.6kVAr 525V 50Hz	30.6	1	MEHVBHDY306A52	12344
MPP - Heavy Duty Box 3Ph 33.1kVAr 525V 50Hz	33.1	1	MEHVBHDY331A52	13397
MPP - Heavy Duty Box 3Ph 37.7kVAr 525V 50Hz	37.7	1	MEHVBHDY377A52	15208
<b>VarPlus Box Energy (MD - XL) 525V Range</b>				
Energy - MD-XL Box 3Ph 6.9kVAr 525V 50 Hz	6.9	1	MEHVBENY069A52	5102
Energy - MD-XL Box 3Ph 12.5kVAr 525V 50 Hz	12.5	1	MEHVBENY125A52	8829
Energy - MD-XL Box 3Ph 13.8kVAr 525V 50 Hz	13.8	1	MEHVBENY138A52	9758
Energy - MD-XL Box 3Ph 15.4kVAr 525V 50 Hz	15.4	1	MEHVBENY154A52	10878
Energy - MD-XL Box 3Ph 17.2kVAr 525V 50 Hz	17.2	1	MEHVBENY172A52	12142
Energy - MD-XL Box 3Ph 18.5kVAr 525V 50 Hz	18.5	1	MEHVBENY185A52	13062
Energy - MD-XL Box 3Ph 20.6kVAr 525V 50 Hz	20.6	1	MEHVBENY206A52	14544
Energy - MD-XL Box 3Ph 22.6kVAr 525V 50 Hz	22.6	1	MEHVBENY226A52	15942
Energy - MD-XL Box 3Ph 25kVAr 525V 50 Hz	25	1	MEHVBENY250A52	17664
Energy - MD-XL Box 3Ph 27.5kVAr 525V 50 Hz	27.5	1	MEHVBENY275A52	19410
Energy - MD-XL Box 3Ph 30.6kVAr 525V 50 Hz	30.6	1	MEHVBENY306A52	21611
Energy - MD-XL Box 3Ph 33.1kVAr 525V 50 Hz	33.1	1	MEHVBENY331A52	23367
Energy - MD-XL Box 3Ph 37.7kVAr 525V 50 Hz	37.7	1	MEHVBENY377A52	26623
<b>VarPlus Box APP 525V Range</b>				
APP - Box 3Ph 6.9kVAr 525V 50Hz	6.9	1	MEHVBAPP069A52	4876
APP - Box 3Ph 9.2kVAr 525V 50Hz	9.2	1	MEHVBAPP092A52	6503
APP - Box 3Ph 12.5kVAr 525V 50Hz	12.5	1	MEHVBAPP125A52	7763
APP - Box 3Ph 13.8kVAr 525V 50Hz	13.8	1	MEHVBAPP138A52	8566
APP - Box 3Ph 15.4kVAr 525V 50Hz	15.4	1	MEHVBAPP154A52	9559
APP - Box 3Ph 17.2kVAr 525V 50Hz	17.2	1	MEHVBAPP172A52	10698
APP - Box 3Ph 18.5kVAr 525V 50Hz	18.5	1	MEHVBAPP185A52	11489
APP - Box 3Ph 20.6kVAr 525V 50Hz	20.6	1	MEHVBAPP206A52	12794
APP - Box 3Ph 22.6kVAr 525V 50Hz	22.6	1	MEHVBAPP226A52	14035
APP - Box 3Ph 25kVAr 525V 50Hz	25	1	MEHVBAPP250A52	15529
APP - Box 3Ph 27.5kVAr 525V 50Hz	27.5	1	MEHVBAPP275A52	17080
APP - Box 3Ph 30.6kVAr 525V 50Hz	30.6	1	MEHVBAPP306A52	19005
APP - Box 3Ph 33.1kVAr 525V 50Hz	33.1	1	MEHVBAPP331A52	20557
APP - Box 3Ph 37.7kVAr 525V 50Hz	37.7	1	MEHVBAPP377A52	23414

For details on non-standard references, technical parameters, stockable and non-stockable status, please contact Customer Care Centre.

NORMAL STOCK ITEMS

W.E.F. July 01, 2017

# PFC - Detuned Reactors



## Detuned Reactor 440V Range

Description	kVAr Rating	Minimum Ordering Quantity (No.)	Reference	Unit LP
<b>VarPlus Detuned Reactor 5.7%, 440V Range</b>				
Detuned Reactor 5.7% 3Ph 5kVAr 440V 50Hz	5	1	LVR05050A44	9515
Detuned Reactor 5.7% 3Ph 10kVAr 440V 50Hz	10	1	LVR05100A44	13753
Detuned Reactor 5.7% 3Ph 12.5kVAr 440V 50Hz	12.5	1	LVR05125A44	15728
Detuned Reactor 5.7% 3Ph 15kVAr 440V 50Hz	15	1	LVR05150A44	16677
Detuned Reactor 5.7% 3Ph 20kVAr 440V 50Hz	20	1	LVR05200A44	17701
Detuned Reactor 5.7% 3Ph 25kVAr 440V 50Hz	25	1	LVR05250A44	16602
Detuned Reactor 5.7% 3Ph 50kVAr 440V 50Hz	50	1	LVR05500A44	27761
Detuned Reactor 5.7% 3Ph 75kVAr 440V 50Hz	75	1	LVR05750A44	41641
Detuned Reactor 5.7% 3Ph 100kVAr 440V 50Hz	100	1	LVR05X00A44	55521
<b>VarPlus Detuned Reactor 7%, 440V Range</b>				
Detuned Reactor 7% 3Ph 5kVAr 440V 50Hz	5	1	LVR07050A44 <input checked="" type="checkbox"/>	8573
Detuned Reactor 7% 3Ph 10kVAr 440V 50Hz	10	1	LVR07100A44 <input checked="" type="checkbox"/>	12390
Detuned Reactor 7% 3Ph 12.5kVAr 440V 50Hz	12.5	1	LVR07125A44 <input checked="" type="checkbox"/>	14169
Detuned Reactor 7% 3Ph 15kVAr 440V 50Hz	15	1	LVR07150A44 <input checked="" type="checkbox"/>	15024
Detuned Reactor 7% 3Ph 20kVAr 440V 50Hz	20	1	LVR07200A44 <input checked="" type="checkbox"/>	15947
Detuned Reactor 7% 3Ph 25kVAr 440V 50Hz	25	1	LVR07250A44 <input checked="" type="checkbox"/>	14956
Detuned Reactor 7% 3Ph 50kVAr 440V 50Hz	50	1	LVR07500A44 <input checked="" type="checkbox"/>	24884
Detuned Reactor 7% 3Ph 75kVAr 440V 50Hz	75	1	LVR07750A44 <input checked="" type="checkbox"/>	37327
Detuned Reactor 7% 3Ph 100kVAr 440V 50Hz	100	1	LVR07X00A44 <input checked="" type="checkbox"/>	49770
<b>VarPlus Detuned Reactor 14%, 440V Range</b>				
Detuned Reactor 14% 3Ph 5kVAr 440V 50Hz	5	1	LVR14050A44	12759
Detuned Reactor 14% 3Ph 10kVAr 440V 50Hz	10	1	LVR14100A44	18141
Detuned Reactor 14% 3Ph 12.5kVAr 440V 50Hz	12.5	1	LVR14125A44	21375
Detuned Reactor 14% 3Ph 15kVAr 440V 50Hz	15	1	LVR14150A44	21992
Detuned Reactor 14% 3Ph 20kVAr 440V 50Hz	20	1	LVR14200A44	23864
Detuned Reactor 14% 3Ph 25kVAr 440V 50Hz	25	1	LVR14250A44	23390
Detuned Reactor 14% 3Ph 50kVAr 440V 50Hz	50	1	LVR14500A44	39016
Detuned Reactor 14% 3Ph 75kVAr 440V 50Hz	75	1	LVR14750A44	58523
Detuned Reactor 14% 3Ph 100kVAr 440V 50Hz	100	1	LVR14X00A44	78030

For details on non-standard references, technical parameters, stockable and non-stockable status, please contact Customer Care Centre.

NORMAL STOCK ITEMS

W.E.F. July 01, 2017

# Power Factor Correction Products



NEW

## APFC Relays

Description	No. of Step	Minimum Ordering Quantity (No.)	Reference	Unit LP [₹]
<b>Varlogic APFC Relays - Classic Range</b>				
RT6 , 6 step, 440V, 5A	6	1	51207 <input checked="" type="checkbox"/>	11241
RT8 , 8 step, 440V, 5A	8	1	51209 <input checked="" type="checkbox"/>	14571
RT12 , 12 step, 440V, 5A	12	1	51213 <input checked="" type="checkbox"/>	16904
<b>VarPlus Logic APFC Relays - Advanced Range</b> <span style="float: right;">NEW</span>				
VPL06, 6 step LCD Display , 90V - 550V 50/60Hz 1A/5A <b>with RS485</b>	6	1	VPL06N <input checked="" type="checkbox"/>	25042
VPL12, 12 step LCD Display , 90V - 550V 50/60Hz 1A/5A <b>with RS485</b>	12	1	VPL12N <input checked="" type="checkbox"/>	27040

## Capacitor Duty Contactors (AC Control)



- Conformance to IEC 60070 and 60831, CSA
- Special Contactors designed for switching of 3 Phase, single or multi step capacitor bank#
- Current limiting using block of early make poles and damping resistors
- Inbuilt auxiliary contacts

Nominal Reactive Power 440 V	Auxiliary Contacts	Reference	Unit MRP [₹]
<b>LC1-D•K - with Damping Resistors &amp; Block of Early Make poles</b>			
12.5 KVAR	1 NO + 2 NC	LC1DFK*	2450
16.7 KVAR	1 NO + 1 NC	LC1DGK11*C	3450
20 KVAR	1 NO + 2 NC	LC1DLK*	4000
25 KVAR	1 NO + 1 NC	LC1DMK11*C	4400
33.3 KVAR	1 NO + 2 NC	LC1DPK*C	9400
40 KVAR	1 NO + 2 NC	LC1DTK*C	13000
60 KVAR	1 NO + 2 NC	LC1DWK*C	14800

#Contactor recommended upto 6 steps. For over 6 steps it is recommended to use chokes

\* Reference to be completed by adding coil voltage code

### \* Coil Voltage Code

VOLTAGE	110	220
LC1DFK...DWK, 50/60Hz	F7	M7

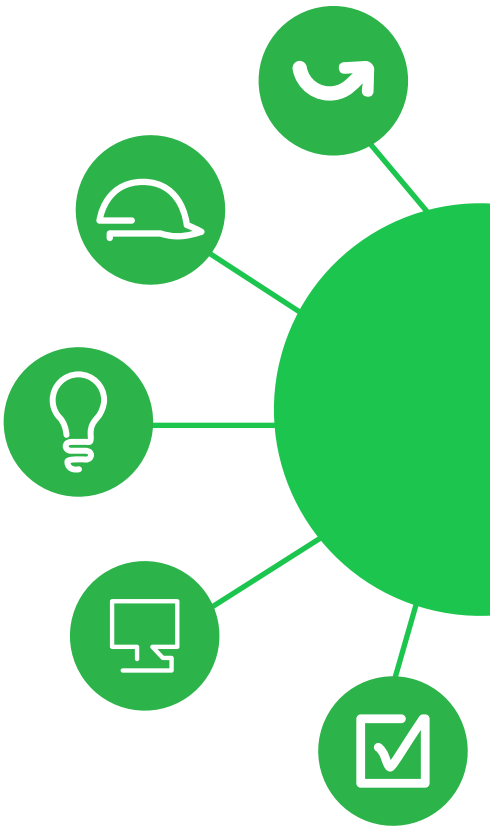
**Note:** For ordering contactors with other coil voltages & frequencies, please add ₹ 190/- to the unit price of the standard contactor of the same rating.

For details on non-standard references, technical parameters, stockable and non-stockable status, please contact Customer Care Centre.

NORMAL STOCK ITEMS

W.E.F. July 01, 2017

# Power Factor Correction Equipment- VarSet



## Reliable

- > Achieves Target set PF
- > Reduces demand kVA
- > Eliminates PF Penalty
- > Highest output to steps ratio "∂"
- > Fuel savings in DG

## Safe

- > 3ph simultaneous PSD
- > Burst proof capacitors
- > Detuned Reactors- No Harmonic Amplification
- > Minimum switching transient

## Embedded Intelligence

- > Auto start, Auto detection, Auto polarity check, Auto c/k
- > Thermal intelligence
- > Harmonic intelligence
- > Asset management and performance
- > PQ Disturbance detection (Optional)

## Digitize

- > Flexible to move to connected world
- > Web page monitor facility through Schneider Gateway devices (Optional)
- > Seam less integration with PME, PSE

## Quality of construction

- > Compliance to IEC 61921 and Indian Standards.
- > Stringent quality control measures
- > Best Engineering practices
- > Best thermal design for heat dissipation



ISO 9001 ISO 14001



IGBC Green building  
Gold medal



IEC



ROHS



CE



REACH



Canadian Standards



Indian Standards



EAC

For details on non-standard references, technical parameters, stockable and non-stockable status, please contact Customer Care Centre.

✓ NORMAL STOCK ITEMS

W.E.F. July 01, 2017

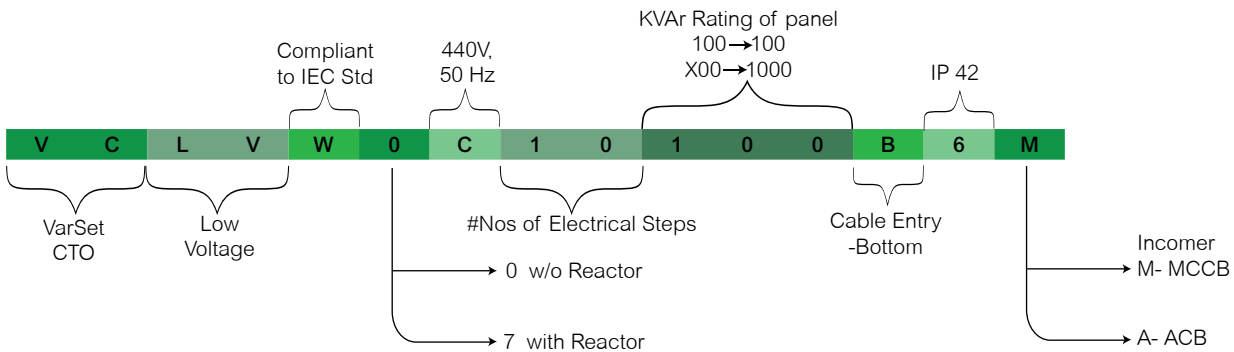
# Power Factor Correction Equipment- VarSet

## VarSet LV APFC panels without reactors



Panel Ratings	Step Configuration in kVAr	Cat Reference No.	Dimensions (in mm) W x D x H	Unit LP [₹]
<b>Incomer MCCB</b>				
100	3x10kVAr + 1x20kVAr + 1x50kVAr	VCLVW0C10100B6M	800 x 600 x 1800	300855
125	2x12.5kVAr + 2x25kVAr + 1x50kVAr	VCLVW0C10125B6M	800 x 600 x 1800	314744
150	2x12.5kVAr + 1x25kVAr + 2x50kVAr	VCLVW0C12150B6M	800 x 600 x 1800	350444
200	2x12.5kVAr + 1x25kVAr + 3x50kVAr	VCLVW0C16200B6M	800 x 600 x 1800	404762
250	2x12.5kVAr + 1x25kVAr + 4x50kVAr	VCLVW0C20250B6M	800 x 600 x 2000	451905
300	2x12.5kVAr + 1x25kVAr + 5x50kVAr	VCLVW0C24300B6M	1000 x 600 x 2000	531190
350	2x12.5kVAr + 1x25kVAr + 6x50kVAr	VCLVW0C28350B6M	1000 x 600 x 2000	559524
400	2x25kVAr + 3x50kVAr + 2x100kVAr	VCLVW0C16400B6M	1200 x 800 x 2000	576190
500	2x25kVAr + 3x50kVAr + 3x100kVAr (I/C MCCB)	VCLVW0C20500B6M	1200 x 800 x 2000	717857
<b>Incomer ACB</b>				
500	2x25kVAr + 3x50kVAr + 3x100kVAr (I/C MCCB)	VCLVW0C20500B6A	1200 x 800 x 2000	765238
600	2x25kVAr + 3x50kVAr + 4x100kVAr	VCLVW0C24600B6A	1600 x 800 x 2000	881190
700	2x25kVAr + 3x50kVAr + 5x100kVAr	VCLVW0C28700B6A	1600 x 800 x 2000	987811
750	2x25kVAr + 4x50kVAr + 5x100kVAr	VCLVW0C30750B6A	1600 x 800 x 2000	1049744
800	2x25kVAr + 3x50kVAr + 6x100kVAr	VCLVW0C32800B6A	2000 x 800 x 2000	1088806
900	2x25kVAr + 3x50kVAr + 7x100kVAr	VCLVW0C36900B6A	2000 x 800 x 2000	1179744
1000	2x25kVAr + 1x50kVAr + 9x100kVAr	VCLVW0C40X00B6A	2000 x 800 x 2000	1244359

## Cat Reference Creation



<b>Product offer:</b> VarSet LV APFC panels with 7% / without Reactors  Ratings = 100kVAr to 1000kVAr Capacitor = MPP HD Can 440/480V, with 3ph simultaneous PSD	<b>General Features:</b> System voltage = 440V Frequency = 50Hz Phase = 3 Design = Modular / Expandable IP = IP42 Switching = Random	<b>Incomer:</b> Upto 500kVAr = MCCB, 36kA 500 to 1000kVAr = ACB, 65kA Step protection = MCCBs, 36kA	<b>Switching:</b> Capacitor duty Contactor - without Reactor design Power Contactors - with Reactor design
--	--	--	--

For details on non-standard references, technical parameters, stockable and non-stockable status, please contact Customer Care Centre.

☑ NORMAL STOCK ITEMS

W.E.F. July 01, 2017



# Power Factor Correction Equipment- VarSet

## VarSet LV APFC panels with 7% reactors



Panel Ratings	Step Configuration in kVAr	Cat Reference No.	Dimensions (in mm) W x D x H	Unit LP ☑
<b>Incomer MCCB</b>				
100	3x10kVAr + 1x20kVAr + 1x50kVAr	VCLVW7C10100B6M	1300 x 600 x 1800	367949
125	2x12.5kVAr + 2x25kVAr + 1x50kVAr	VCLVW7C10125B6M	1300 x 600 x 1800	388462
150	2x12.5kVAr + 1x25kVAr + 2x50kVAr	VCLVW7C12150B6M	1300 x 600 x 1800	428000
200	2x12.5kVAr + 1x25kVAr + 3x50kVAr	VCLVW7C16200B6M	1300 x 600 x 1800	497381
250	2x12.5kVAr + 1x25kVAr + 4x50kVAr	VCLVW7C20250B6M	1300 x 600 x 2000	554048
300	2x12.5kVAr + 1x25kVAr + 5x50kVAr	VCLVW7C24300B6M	1500 x 800 x 2000	660000
350	2x12.5kVAr + 1x25kVAr + 6x50kVAr	VCLVW7C28350B6M	1500 x 800 x 2000	697619
400	2x25kVAr + 3x50kVAr + 2x100kVAr	VCLVW7C16400B6M	1700 x 800 x 2000	702619
500	2x25kVAr + 3x50kVAr + 3x100kVAr (I/C MCCB)	VCLVW7C20500B6M	1700 x 800 x 2000	866905
<b>Incomer ACB</b>				
500	2x25kVAr + 3x50kVAr + 3x100kVAr (I/C MCCB)	VCLVW7C20500B6A	1700 x 800 x 2000	914286
600	2x25kVAr + 3x50kVAr + 4x100kVAr	VCLVW7C24600B6A	2100 x 800 x 2000	1043571
700	2x25kVAr + 3x50kVAr + 5x100kVAr	VCLVW7C28700B6A	2200 x 800 x 2000	1182090
750	2x25kVAr + 4x50kVAr + 5x100kVAr	VCLVW7C30750B6A	2200 x 800 x 2000	1259231
800	2x25kVAr + 3x50kVAr + 6x100kVAr	VCLVW7C32800B6A	3000 x 800 x 2000	1333831
900	2x25kVAr + 3x50kVAr + 7x100kVAr	VCLVW7C36900B6A	3000 x 800 x 2000	1449231
1000	2x25kVAr + 1x50kVAr + 9x100kVAr	VCLVW7C40X00B6A	3000 x 800 x 2000	1531538

Note:

- 1) Prices mentioned above are Ex-works Bangalore
- 2) Prices are exclusive of GST
- 3) For any further clarification contact Schneider Electric sales office or Customer Care Center

For details on non-standard references, technical parameters, stockable and non-stockable status, please contact Customer Care Centre.

☑ NORMAL STOCK ITEMS

W.E.F. July 01, 2017

# Harmonic Filtration Equipment- AccuSine



## AccuSine SWP

Description	AMPS	Minimum Ordering Quantity (No.)	Reference	Unit LP
<b>AccuSine SWP (Single Unit)</b>				
AccuSine SWP 20A 400V 50-60Hz IP20 Unitary	20	1	PCS020Y4IP20U	Price on request
AccuSine SWP 30A 400V 50-60Hz IP20 Unitary	30	1	PCS030Y4IP20U	Price on request
AccuSine SWP 45A 400V 50-60Hz IP20 Unitary	45	1	PCS045Y4IP20U	Price on request
AccuSine SWP 60A 400V 50-60Hz IP20 Unitary	60	1	PCS060Y4IP20U	Price on request
AccuSine SWP 90A 400V 50-60Hz IP20 Unitary	90	1	PCS090Y4IP20U	Price on request
AccuSine SWP 120A 400V 50-60Hz IP20 Unitary	120	1	PCS120Y4IP20U	Price on request
<b>AccuSine SWP (Parallel Unit application)</b>				
AccuSine SWP 20A 400V 50-60Hz IP20 Parallel	20	1	PCS020Y4IP20P	Price on request
AccuSine SWP 30A 400V 50-60Hz IP20 Parallel	30	1	PCS030Y4IP20P	Price on request
AccuSine SWP 45A 400V 50-60Hz IP20 Parallel	45	1	PCS045Y4IP20P	Price on request
AccuSine SWP 60A 400V 50-60Hz IP20 Parallel	60	1	PCS060Y4IP20P	Price on request
AccuSine SWP 90A 400V 50-60Hz IP20 Parallel	90	1	PCS090Y4IP20P	Price on request
AccuSine SWP 120A 400V 50-60Hz IP20 Parallel	120	1	PCS120Y4IP20P	Price on request

Note: Active Harmonic Filter prices on request



## Accusine PCS+

Description	AMPS	Minimum Ordering Quantity (No.)	Reference	Unit LP
<b>AccuSine PCS+</b>				
AccuSine PCS+ 60A 380V- 480V 50- 60Hz N2	60	1	PCSP060D5N2	Price on request
AccuSine PCS+ 120A 380V - 480V 50- 60Hz N2	120	1	PCSP120D5N2	Price on request
AccuSine PCS+ 200A 380V- 480V 50- 60Hz N2	200	1	PCSP200D5N2	Price on request
AccuSine PCS+ 300A 380V- 480V 50- 60Hz N2	300	1	PCSP300D5N2	Price on request
AccuSine PCS+ 60A 380V-480V 50- 60Hz IP54	60	1	PCSP060D5IP54	Price on request
AccuSine PCS+ 120A 380V-480V 50- 60Hz IP54	120	1	PCSP120D5IP54	Price on request
AccuSine PCS+ 200A 380V- 480V 50- 60Hz IP54	200	1	PCSP200D5IP54	Price on request
AccuSine PCS+ 300A 380V- 480V 50- 60Hz IP54	300	1	PCSP300D5IP54	Price on request

Note: Active Harmonic Filter prices on request

For details on non-standard references, technical parameters, stockable and non-stockable status, please contact Customer Care Centre.

NORMAL STOCK ITEMS

W.E.F. July 01, 2017

## Selection of capacitor (kVAr & Voltage) for Detuned filter Application

Effective kVAr out put of Detuned Filter @ 440V	Selection of 480V capacitors for 7%/ 5.7% detuned Reactor for 440V	Selection of 525V capacitors for 7%/ 5.7% detuned Reactor for 440V	Selection of 525V capacitors for 14% detuned Reactor for 440V
5	5kVAr 7%/5.7% Reactor + 5.6kVAr, 480V Capacitor	5kVAr 7%/5.7% Reactor + 6.9kVAr, 525V Capacitor	5kVAr 14% Reactor + 6.9kVAr, 525V Capacitor
10	10kVAr 7%/5.7% Reactor + 11.3kVAr, 480V Capacitor	10kVAr 7%/5.7% Reactor + 13.8kVAr, 525V Capacitor	10kVAr 14% Reactor + 12.5kVAr, 525V Capacitor
12.5	12.5kVAr 7%/5.7% Reactor + 14.4kVAr, 480V Capacitor	12.5kVAr 7%/5.7% Reactor + 17.2kVAr, 525V Capacitor	12.5kVAr 14% Reactor + 15.4kVAr, 525V Capacitor
15	15kVAr 7%/5.7% Reactor + 17kVAr, 480V Capacitor	15kVAr 7%/5.7% Reactor + 20.6kVAr, 525V Capacitor	15kVAr 14% Reactor + 18.5kVAr, 525V Capacitor
20	20kVAr 7%/5.7% Reactor + 22.4kVAr, 480V Capacitor	20kVAr 7%/5.7% Reactor + 27.5kVAr, 525V Capacitor	20kVAr 14% Reactor + 25kVAr, 525V Capacitor
25	25kVAr 7%/5.7% Reactor + 28.1kVAr, 480V Capacitor	25kVAr 7%/5.7% Reactor + 33.1kVAr, 525V Capacitor	25kVAr 14% Reactor + 30.6kVAr, 525V Capacitor
50	50kVAr 7%/5.7% Reactor + 2 x 28.1kVAr, 480V Capacitor	50kVAr 7%/5.7% Reactor + 2 x 33.1kVAr, 525V Capacitor	50kVAr 14% Reactor + 2 x 30.6kVAr, 525V Capacitor
75	75kVAr 7%/5.7% Reactor + 3 x 28.1kVAr, 480V Capacitor	75kVAr 7%/5.7% Reactor + 3 x 33.1kVAr, 525V Capacitor	75kVAr 14% Reactor + 3 x 30.6kVAr, 525V Capacitor
100	100kVAr 7%/5.7% Reactor + 4 x 28.1kVAr, 480V Capacitor	100kVAr 7%/5.7% Reactor + 4 x 33.1kVAr, 525V Capacitor	100kVAr 14% Reactor + 4 x 30.6kVAr, 525V Capacitor

# Selection Chart:

## EasyPact TVS DOL (Type 2 Co-ordination with Fuse)

- Standard: IEC 60947-4-1
- Fuses: Cooper Bussmann
- Iq (A): 50KA
- Ue: 415Vac / 50Hz
- Contactor Coil: Type M5 (220 Vac/ 50 Hz)

Motor Output		FLC		SDF (NX Range)		Contactor		Thermal Overload Relay	
KW	HP	I(A)	Type	Fuse Type	Fuse Rating (A)	Type	AC3 (A)	Type	Range (A)
0.37	0.5	1	NX32	6NHG000B	6	LC1E09	9	LRE06	1.0 - 1.6
0.55	0.75	1.5	NX32	6NHG000B	6	LC1E09	9	LRE06	1.0 - 1.6
0.75	1	2	NX32	6NHG000B	6	LC1E09	9	LRE07	1.6 - 2.5
1.5	2	3.5	NX32	16NHG000B	16	LC1E09	9	LRE08	2.5 - 4.0
2.2	3	5	NX32	16NHG000B	16	LC1E09	9	LRE10	4.0 - 6.0
3	4	6.8	NX32	20NHG000B	20	LC1E09	9	LRE12	5.5 - 8.0
4	5.5	8.4	NX32	20NHG000B	20	LC1E09	9	LRE14	7.0 - 10
5.5	7.5	11.2	NX32	25NHG000B	25	LC1E12	12	LRE16	9.0 - 13
7.5	10	14	NX63	40NHG000B	40	LC1E18	25	LRE21	12.0 - 18
9	12	18	NX63	50NHG000B	50	LC1E25	25	LRE22	16 - 24
11	15	21	NX63	50NHG000B	50	LC1E32	32	LRE22	16 - 24
15	20	28.5	NX63	63NHG000B	63	LC1E32	40	LRE32	23 - 32
18.5	25	34	NX80	80NHG000B	80	LC1E40	40	LRE355	30 - 40
22	30	42	NX80	80NHG000B	80	LC1E50	50	LRE357	37 - 50
30	40	57	NX100	100NHG000B	100	LC1E65	65	LRE359	48- 65
37	50	70	NX125	125NHG00B	125	LC1E80	80	LRE363	63- 80
45	60	81	NX160	160NHG00B	160	LC1E95	95	LRE365	80- 104
56	75	100	NX160	160NHG00B	160	LC1E120	115	LRE482	84- 135
80	107	138	NX250	250NHG1B	250	LC1E160	150	LRE483	124- 198
90	120	165	NX250	250NHG1B	250	LC1E160	160	LRE483	124- 198
100	135	182	NX315	315NHG2B	315	LC1E200	200	LRE483	124- 198
110	150	196	NX315	315NHG2B	315	LC1E200	200	LRE483	124- 198
132	177	240	NX400	355NHG2B	355	LC1E250	250	LRE485	174- 279
160	215	285	NX400	400NHG2B	400	LC1E300	300	LRE486	208- 333

## EasyPact TVS Star Delta (Type 2 Co-ordination with Fuse)

- Standard: IEC 60947-4-1
- Fuses: Cooper Bussmann
- Iq (A): 50KA
- Ue: 415Vac / 50Hz
- Contactor Coil: Type M5 (220 Vac/ 50 Hz)

Motor Output		FLC		SDF (NX Range)		Contactor			Thermal Overload Relay			
KW	HP	I Line (A)	I phase (A)	Type	Fuse Type	Fuse Rating (A)	Star Contactor	AC3- A	Main / Delta Contactor	AC3- A	Type	Range (A)
1.5	2	4	2.3	NX32	10NHC00G	10	LC1E09	9	LC1E09	9	LRE07	1.6-2.5
2.2	3	5	3	NX32	16NHC00G	16	LC1E09	9	LC1E09	9	LRE08	2.5-4
3	4	7	4	NX32	16NHC00G	16	LC1E09	9	LC1E09	9	LRE08	2.5-4
4	5.3	9	5	NX32	20NHC00G	20	LC1E09	9	LC1E09	9	LRE10	4-6
5.5	7.5	10	6	NX32	20NHC00G	20	LC1E09	9	LC1E09	9	LRE12	5.5-8
7.5	10	16	9	NX32	32NHC00G	32	LC1E09	9	LC1E09	9	LRE14	7-10
9	12	17	10	NX32	32NHC00G	32	LC1E09	9	LC1E12	9	LRE14	7-10
11	15	21	12	NX63	50NHC00G	50	LC1E12	12	LC1E12	12	LRE16	9-13
15	20	28	16	NX63	63NHC00G	63	LC1E18	18	LC1E18	18	LRE21	12-18
22	30	42	24	NX80	80NHC00G	80	LC1E25	25	LC1E25	25	LRE32	23-32
30	40	57	33	NX125	100NHG00B	100	LC1E40	40	LC1E40	40	LRE355	30-40
45	60	81	47	NX125	125NHG00B	125	LC1E40	40	LC1E50	50	LRE357	37-50
55	75	100	58	NX125	125NHG00B	125	LC1E40	40	LC1E65	65	LRE359	48-65
80	107	139	80	NX200	200NHG1B	200	LC1E80	80	LC1E80	80	LRE363	63-80
110	150	196	113	NX315	315NHG2B	315	LC1E300	300	LC1E300	300	LRE482	84~135
160	215	286	165	NX400	355NHG2B	355	LC1E300	300	LC1E300	300	LRE483	124~198

# Selection Chart:

## TeSys Standard DOL Motor Starters (Type 1 Co-ordination with MPCB at 415 V)

- Fault indication features possible
- Chance of single phasing reduced
- No replacement of fuses
- More reliability
- No running cost

Motor Rating kW	Operational Current in A	Iq* kA	Motor Circuit Breaker	Thermal Range	Contactor
0.37	1.0	50	GV2ME05	0.63-1	LC1K06
0.55	1.5	50	GV2ME06	1-1.6	LC1K06
0.75	2.0	50	GV2ME07	1.6-2.5	LC1K06
1.1	2.5	50	GV2ME08	2.5-4	LC1K06
1.5	3.5	50	GV2ME08	2.5-4	LC1K06
2.2	5.0	50	GV2ME10	4-6.3	LC1K06
3.0	6.5	50	GV2ME14	6-10	LC1K09
4.0	8.4	50	GV2ME14	6-10	LC1K09
5.5	11.0	15	GV2ME16	9-14	LC1K12
7.5	14.8	15	GV2ME20	13-18	LC1D18
9.0	18.1	15	GV2ME21	17-23	LC1D25
11.0	21.0	15	GV2 ME22	20-25	LC1D25
15.0	28.5	10	GV2ME32	24-32	LC1D32
18.5	35.0	50	GV3P40	30-40	LC1D40A
22.0	42.0	50	GV3P50	37-50	LC1D50A
30.0	57.0	50	GV3P65	48-65	LC1D65A
37.0	69.0	15	GV3ME80	56-80	LC1D80
45.0	81.0	25	GV7RE100	60-100	LC1D95
55.0	100.0	25	GV7RE150	90-150	LC1D115
75.0	135.0	35	GV7RE150	90-150	LC1D150
90.0	165.0	35	GV7RE220	132-220	LC1F185
110.0	200.0	35	GV7RE220	132-220	LC1F225

Iq\* - Rated conditional short circuit at operational voltage 415/440V

## \* TeSys High Performance DOL Motor Starters (Type 2 Co-ordination with MPCB at 415 V)

- No down time
- Fault indication features possible
- Chance of single phasing reduced
- No replacement of HRC fuses
- More reliability
- No running cost

Motor Rating kW	Operational Current in A	Iq* kA	Motor Circuit Breaker	Thermal Range	Contactor
0.37	1	130	GV2ME05	0.63-1	LC1D09
0.55	1.5	130	GV2ME06	1-1.6	LC1D09
0.75	2	130	GV2ME07	1.6-2.5	LC1D09
1.1	2.5	130	GV2ME08	2.5-4	LC1D09
1.5	3.5	130	GV2ME08	2.5-4	LC1D09
2.2	5	130	GV2ME10	4-6.3	LC1D09
3.0	6.5	130	GV2ME14	6-10	LC1D09
4.0	8.4	130	GV2ME14	6-10	LC1D09
5.5	11	130	GV2ME16	9-14	LC1D25
7.5	14.8	50	GV2P20	13-18	LC1D25
9.0	18.1	50	GV2P21	17-23	LC1D25
11.0	21	50	GV2P22	20-25	LC1D25
15.0	28.5	35	GV2P32	25-32	LC1D32
18.5	35	50	GV3P40	30-40	LC1D40A
22.0	42	50	GV3P50	37-50	LC1D50A
30.0	57	50	GV3P65	48-65	LC1D65A
37.0	69	70	GV7RS80	48-80	LC1D80
45.0	81	70	GV7RS100	60-100	LC1D115
55.0	100	70	GV7RS150	90-150	LC1D150
75.0	135	70	GV7RS150	90-150	LC1D150
90.0	165	70	GV7RS220	132-220	LC1F185
110.0	200	70	GV7RS220	132-220	LC1F225

Iq\* Rated conditional short circuit at operational voltage 415/440 V

\* Breaking Capacity of Circuit Breakers can be increased by using current limiter type GV1L3

For star- delta Co-ordination chart please contact regional sales office..





Life Is On

**Schneider**  
Electric

## Schneider Electric India Pvt. Ltd.

Corporate Office: 9th Floor, DLF Building No. 10, Tower C, DLF Cyber City, Phase II, Gurugram 122002 Haryana  
Tel.: ++91 124 3940400 Fax: ++91 124 4222036/ 037

**Ahmedabad**  
Schneider Electric India (P) Ltd.  
1506-1507, 15th Floor Shapth-5,  
SG Highway, Ahmedabad - 380015  
Tel.: 079-66826701

**Cochin**  
Schneider Electric India (P) Ltd.  
41 / 406- D1,3rd Floor, Beejay  
Towers,  
Rajaji Road Cochin- 682035  
Tel.: 0484-3048401

**Ludhiana**  
Schneider Electric India (P) Ltd.  
Office No. - 3, 5th Floor, Novelty Plaza  
Bhaiwala Chowk  
Ludhiana- 140001  
Tel.: 0161- 4656672-75

**Secunderabad**  
D.No. 1-8-271, # 401, Ashoka Bhoopal  
Chambers, SP Road,  
Secunderabad - 500003  
Tel.: 04039404000  
Fax.: 040-39131313

**Bengaluru**  
Schneider Electric India (P) Ltd.  
No. 3/1, JP Techno Park,  
Mezzanine Floor, Millers Tank Bund  
Road, Vasanth Nagar,  
Bengaluru - 560052. Tel.: 080-67227800

**Coimbatore**  
Schneider Electric India (P) Ltd.  
No. -104, Classic Tower, 3rd Floor,  
Trichy Road, Coimbatore- 641018  
Tel.: 0422-3940400

**Mumbai**  
Schneider Electric India (P)( Ltd)  
Marwah House, 2nd Floor  
Krishanalal Marwah Marg,  
Andheri (East), Mumbai - 400072  
Tel.: 91-22-30263300

**Vadodara**  
605 & 606, 6th Floor Ocean Building,  
Opp.Vadodara Central, Sarabhai Road,  
Vadodara-390005  
Tel.: 0265-3940400

**Bhubaneswar:**  
Schneider Electric India (P) Ltd.  
6th Floor, Block A, JSS Software Technol-  
ogy park , E 1/1 , Chandaka Industrial  
Estate, Info City , Bhubaneswar -751025  
Tel.: 0674-6672000

**Jaipur**  
Schneider Electric India (P) Ltd.  
Jaipur Business Centre 309, 3rd  
Floor, Sangam Tower 190, Church  
Road, Jaipur-302001  
Tel.: 0141-3912903

**Nagpur**  
Schneider Electric India (P) Ltd.  
Fortune Business Centre, 6,  
Basant Vihar, W.H.C Road  
Shankar Nagar, Nagpur- 440010  
Tel.: 0712-2558581

**Vishakhapatnam**  
Schneider Electric India (P) Ltd.  
Ratnam's Business Centre,  
D.N.10-1-43, 1st Floor  
Siripuram Fort,C.B.M.Compound,  
Visakhapatnam- 530016  
Tel.: 0891 - 2508990

**Chandigarh**  
Schneider Electric India (P) Ltd.  
2nd Floor of Tower A  
Bestech Business Tower  
Sector-66  
Mohali- 160059  
Tel.: 0172-3324500

**Kolkata**  
Schneider Electric (I) Pvt.Ltd.,  
BP-4, Sector-V  
Technopolis  
3rd floor, Salt Lake City  
Kolkata- 700 091  
Tel.: 033-333640100-101

**Nashik:**  
Schneider Electric India (P) Ltd.  
401, 4th Floor Rishi Raj Towers, Jehan  
Circle, Gangapur Road,  
Nashik- 422013  
Tel: +91-7620498557

**Chennai**  
Schneider Electric India (P) Ltd.  
No.:29, 2nd floor, Bannari Amman Towers,  
B-Block,RK Salai, Mylapore  
Chennai - 600 004  
Tel.:044- 39404000

**Lucknow**  
Schneider Electric India (P) Ltd.  
1st Floor, Asha Bhawan 27 / II -A,  
Gokhale Marg, Lucknow- 226001  
Tel.: 0522-4006010

**Pune**  
Schneider Electric India (P) Ltd.  
1st Floor, R.B. Business Centre  
Above Dass Electronics  
Sanghvi Nagar, Aundh, Pune- 411007  
Tel.: 020-39404000

For more information, visit our website at: [www.schneider-electric.co.in](http://www.schneider-electric.co.in)

### Customer Care Centre

Monday-Saturday, 9 a.m. to 8 p.m.

Toll-free numbers: 1800 419 4272, 1800 103 0011

1800 425 4272 (Valid till Oct 2017)

Email: [customercare.in@schneider-electric.com](mailto:customercare.in@schneider-electric.com)

- All Prices are in Indian Rupees.
- Prices are subject to change without notice.
- Prices charged will be as prevailing on the date of dispatch.
- Maximum Retail Price (MRP) is inclusive of all taxes.

**Distributor**