thesis

price & application guide

02.20.2017

teknion

contents

INTRODUCTION 3

APPLICATION GUIDE 19

PRICE GUIDE 37

introduction

introduction

WHERE TO FIND THE INFORMATION YOU NEED 5

HOW TO MAKE THIS GUIDE WORK FOR YOU 6

INDEX – BY SECTION 8

INDEX – BY PRODUCT 10

WHAT IS THESIS? 12

HOW TO SPECIFY THESIS 16

where to find the information you need

Teknion provides an array of tools and information resources to help you get things done simply and easily. From product pricing to application guidelines to online planning suggestions, you will find what you need when you need it.

product pricing

Online Access to all current pricing in PDF format, can be found at **www.teknion.com**, by selecting the **products** tab, the desired product line and then **pricing module**.

Printed Price Guides by product line containing product maps, detailed pricing tables and product basics information are available to help you specify correctly. These guides can be ordered online through **www.teknion.com**, by selecting the **tools** tab and then **print on demand** or by contacting your local Teknion Representative.

Xpress The Xpress symbol is displayed in the Price Guide beside products that are offered in Teknion's Xpress Program. **Online Access** can be found at **www.teknion.com**, by selecting the **tools** tab and then **Xpress**. A **printed** Xpress Guide can be ordered online through **www.teknion.com**, by selecting the **tools** tab and then **print on demand** or by contacting your local Teknion Representative.

application guidelines

Online Access to all current Application Guides in PDF format, can be found at **www.teknion.com**, by selecting the **tools** tab, **application guides** and the desired product line.

Printed Application Guides by product line containing detailed application guidelines as well as tips to help you plan and specify each of our products are available. These guides can be ordered online through **www.teknion.com**, by selecting the **tools** tab and then **print on demand** or by contacting your local Teknion Representative.

planning tool

Select and view typicals of our products by setting, product, or footprint. Get great ideas and save time!

Online Access is available on **www.teknion.com**, by selecting the **tools** tab and then **planning tool**.

weights & volumes

Online Access to Weights & Volumes are available on **www.teknion.com**, by selecting the **products** tab and the desired product line. Download Weights & Volumes.

fabrics & finishes

Teknion's Fabrics and Finishes offering includes the following programs; Finishes + Materials and Teknion Textiles.

Online Access is available on **www.teknion.com**, by selecting the **tools** tab and then **Fabrics & Finishes**.

Printed Fabrics & Finishes Guides can be ordered online through **www.teknion.com**, by selecting the **tools** tab and then **print on demand** or by contacting your local Teknion Representative.

product photography & drawings

Online Access to all photos, line drawings and renderings are available on **www.teknion.com**, by selecting the **tools** tab and selecting either **photography**, **CAD symbols** or **Sketchup 3D Warehouse**.

order forms

All forms (COM Request, TekniPaint and TekniStain forms) are available online at **www.teknion.com**, by selecting the **tools** tab and then **Fabrics & Finishes**. Download the form you require.

warranty/terms & conditions of sale

Online Access is available on **www.teknion.com**, by selecting the **Legal & Warranty** link located on the footer of the website.

installation guides

Installation Guides are available for both Online and Print. Contact your Teknion Customer Service Representative for more details.

user feedback

How is our marketing material working for you?

Feedback from the user is very important to the quality of Teknion's marketing material. We ask that if you have suggestions on how you think we could improve content **OR** if you have found an error, that you please please contact your Teknion Technical Services department.

how to make this guide work for you

guide contents

This guide contains all the information you need to order this product through your specification software. The Introduction section provides everything you need to get started. The Application Guide contains detailed specification guidelines, application and planning information to help you plan your project correctly. The Price Guide sections provide detailed pricing and specification information by product type.

introduction	application guide	price guide
Index by section Index by product	Product Details by section	Basics by section Planning Details by section Product Maps by section Pricing by section

basics page at a glance

It is recommended that you review the basics pages before you begin specifying a product. For more detailed application information refer to the Application Guide available on **www.teknion.com**.

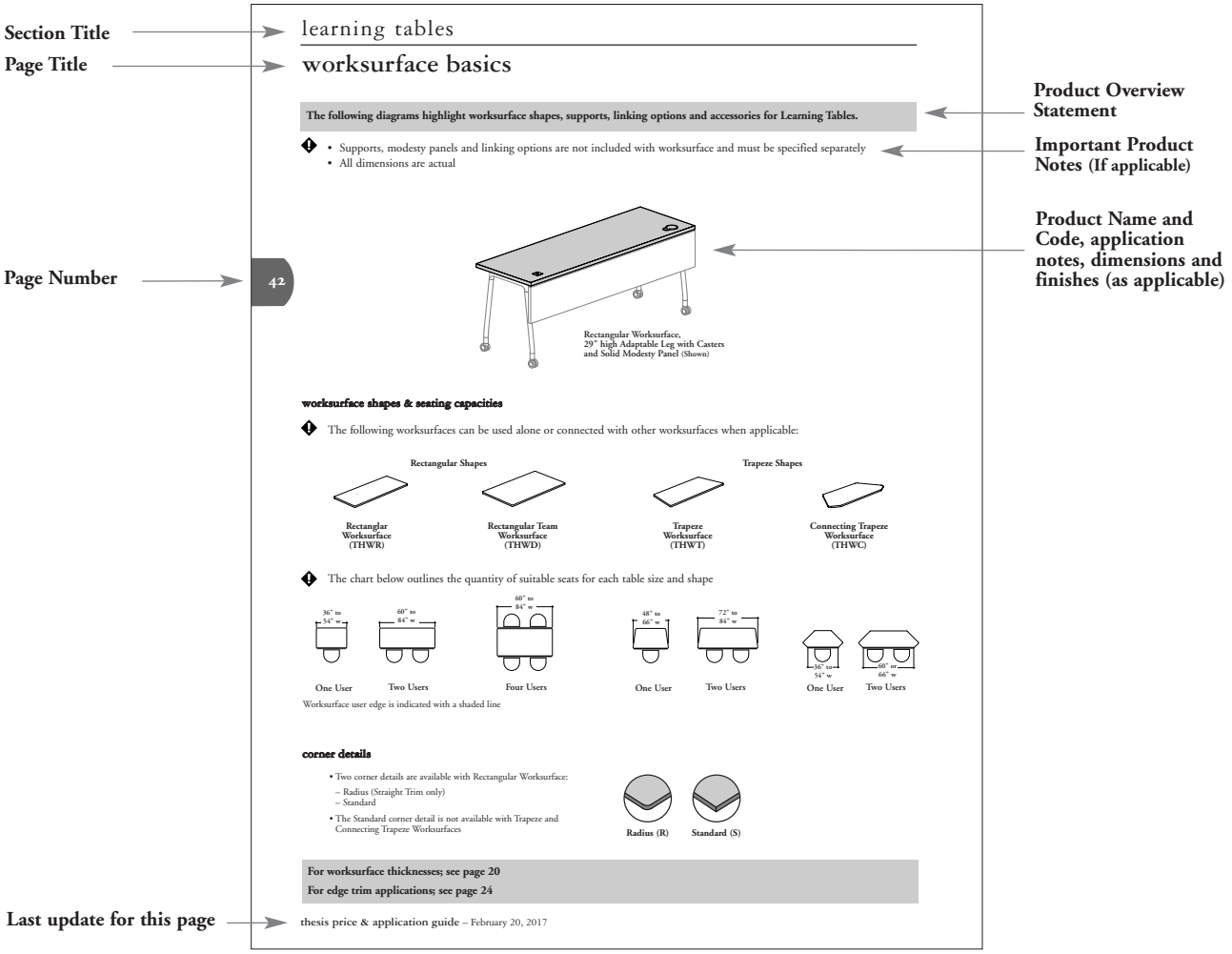

how to make this guide work for you (continued)

pricing details at a glance

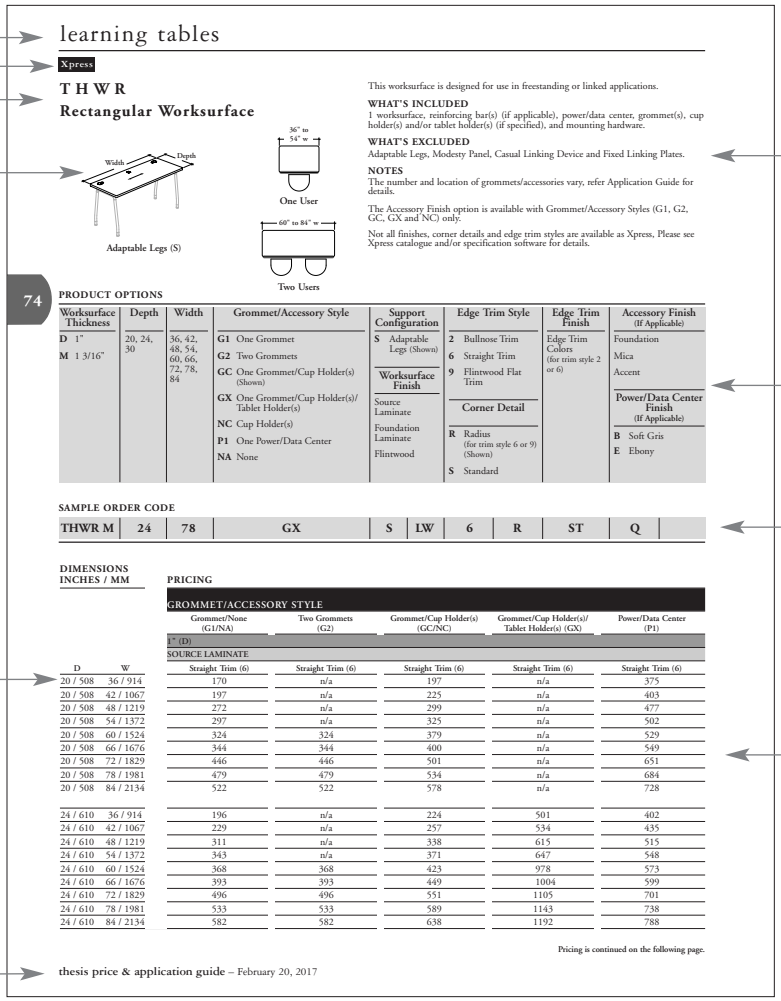

learning tables

Xpress

T H W R
Rectangular Worksurface

Width
Depth
Adaptable Legs (S)
36" to 54" w
One User
60" to 84" w
Two Users

This worksurface is designed for use in freestanding or linked applications.

WHAT'S INCLUDED
1 worksurface, reinforcing bar(s) (if applicable), power/data center, grommet(s), cup holder(s) and/or tablet holder(s) (if specified), and mounting hardware.

WHAT'S EXCLUDED
Adaptable Legs, Modesty Panel, Casual Linking Device and Fixed Linking Plates.

NOTES
The number and location of grommets/accessories vary, refer Application Guide for details.

The Accessory Finish option is available with Grommet/Accessory Styles (G1, G2, GC, GX and NC) only.

Not all finishes, corner details and edge trim styles are available as Xpress, Please see Xpress catalogue and/or specification software for details.

74

PRODUCT OPTIONS

Worksurface Thickness	Depth	Width	Grommet/Accessory Style	Support Configuration	Edge Trim Style	Edge Trim Finish	Accessory Finish (If Applicable)
D 1" **M** 1 3/16"	20, 24, 30	36, 42, 48, 54, 60, 66, 72, 78, 84	**G1** One Grommet **G2** Two Grommets **GC** One Grommet/Cup Holder(s) (Shown) **GX** One Grommet/Cup Holder(s)/ Tablet Holder(s) **NC** Cup Holder(s) **P1** One Power/Data Center **NA** None	**S** Adaptable Legs (Shown) **Worksurface Finish** Source Laminate Foundation Laminate Flintwood	**2** Bullnose Trim **6** Straight Trim **9** Flintwood Flat Trim **Corner Detail** **R** Radius (for trim style 6 or 9) (Shown) **S** Standard	Edge Trim Colors (for trim style 2 or 6)	Foundation Mica Accent **Power/Data Center Finish** (If Applicable) **B** Soft Gris **E** Ebony

SAMPLE ORDER CODE

THWR M	24	78	GX	S	LW	6	R	ST	Q	

DIMENSIONS INCHES / MM

PRICING

D	W	GROMMET/ACCESSORY STYLE: Grommet/None (G1/NA)	Two Grommets (G2)	Grommet/Cup Holder(s) (GC/NC)	Grommet/Cup Holder(s)/ Tablet Holder(s) (GX)	Power/Data Center (P1)
1" (D)						
SOURCE LAMINATE		Straight Trim (6)	Straight Trim (6)	Straight Trim (6)	Straight Trim (6)	Straight Trim (6)
20 / 508	36 / 914	170	n/a	197	n/a	375
20 / 508	42 / 1067	197	n/a	225	n/a	403
20 / 508	48 / 1219	272	n/a	299	n/a	477
20 / 508	54 / 1372	297	n/a	325	n/a	502
20 / 508	60 / 1524	324	324	379	n/a	529
20 / 508	66 / 1676	344	344	400	n/a	549
20 / 508	72 / 1829	446	446	501	n/a	651
20 / 508	78 / 1981	479	479	534	n/a	684
20 / 508	84 / 2134	522	522	578	n/a	728
24 / 610	36 / 914	196	n/a	224	501	402
24 / 610	42 / 1067	229	n/a	257	534	435
24 / 610	48 / 1219	311	n/a	338	615	515
24 / 610	54 / 1372	343	n/a	371	647	548
24 / 610	60 / 1524	368	368	423	978	573
24 / 610	66 / 1676	393	393	449	1004	599
24 / 610	72 / 1829	496	496	551	1105	701
24 / 610	78 / 1981	533	533	589	1143	738
24 / 610	84 / 2134	582	582	638	1192	788

Pricing is continued on the following page.

thesis price & application guide – February 20, 2017

Section Title
Xpress Symbol
Product Code/Name
Product Illustration
Page Number
Product Dimensions in inches and millimetres
While sizing may be shown in both imperial and metric, products need to be ordered using imperial dimensions.
Dimensional Codes (listed throughout the text and under options on pricing pages) are nominal figures, they are not actual dimensions.
Last update for this page

Product Description, What's Included, What's Excluded (where applicable) and Notes (where applicable)
Feature and finish options you may select from when specifying
Sample Order Code
Pricing table categorized by dimensions and price-relevant finishes (where applicable)

additional information

The following forms are available at **www.teknion.com**, by selecting the **tools** tab and then **Fabrics & Finishes**, to help you specify and place your order if required:

teknipaint

If you require a custom paint color match, you must submit a TekniPaint form.

using your own material (COM)

If you wish to use your own material on fabric-covered products, you must submit a completed COM form including a sample upholstery and safety testing.

A COM Order Information Sheet must also be submitted. This form captures all relevant ordering and tracking information.

A COM Request for Yardage Calculation form may be sent to Teknion for preliminary yardage requirements.

placing a manual order

Complete an Order Cover Sheet with the information we need to fill your order. This is the most important step. If the Order Cover Sheet is not complete and correct, the order may be delayed.

noting key requirements

If you require that certain pieces share the same locks you will need to specify Set of Keys Alike (SOKL) located in the Price and Product Guide.

index – by section

Section Contents	Product Code	Page No.
Introduction		
Where to find the information you need		5
How to make this guide work for you		6
What is Thesis?		12
How to specify Thesis		16
Application Guide		
Learning Room Overview		20
Accessories Overview		22
Collaboration Tools Overview		23
Library Overview		24
Carrels & Screens Overview		25
Edge Details & Applications		26
Learning Table Wire Management Overview		28
Library Table Wire Management Overview		29
Finishes		30
Price Guide		
LEARNING TABLES		
Worksurface Basics		42
Rectangular Flip-Top Table Basics		50
High Rectangular Table Basics		56
Rectangular Instructor Worksurface Basics		62
Instructor Desk Basics		66
Lectern Podium Basics		72
Rectangular Worksurface	THWR	74
Connecting Trapeze Worksurface	THWC	78
Trapeze Worksurface	THWT	80
Rectangular Team Worksurface	THWD	82
Rectangular Flip-Top Table	THFRS	84
Rectangular Flip-Top Table with Glass Top	THFRG	88
High Rectangular Table	THTS	90
High Rectangular Team Table	THTD	94
Rectangular Instructor Worksurface	THPR	98
Rectangular Instructor Desk	THPD	102
Transition Instructor Desk with Fixed Lectern	THPT	104
Lectern Podium	THPL	106
SUPPORTS & ACCESSORIES		
Adaptable Leg Basics		112
Modesty Panel Basics		114
Worksurface Linking Basics		118
Underworksurface Hook Basics		122
Adapter for Adaptable Leg Basics		123
Pivoting Lectern Basics		124
Worksurface Utility Accessory Basics		125
Flip-Top Table Utility Accessory Basics		126
Adaptable Leg	THCLA	127
Modesty Panel – Solid	THCMS	128
Modesty Panel – Metal	THCMM	129
Modesty Panel for Connecting Trapeze Worksurface – Solid	THCCS	130
Modesty Panel for Connecting Trapeze Worksurface – Metal	THCCM	131
Modesty Panel for Flip-Top Table – Solid	THCFS	132
Modesty Panel for Flip-Top Table – Metal	THCFM	133
Casual Linking Device	THCWQ	134
Fixed Linking Plates	THCWF	134
Underworksurface Hook	THCWH	135
ADA Height Extension Kit – Adaptable Leg	THCLE	136
Leveler Kit – Adaptable Leg	THCLK	137
Interchangeable Leveler Glide – Adaptable Leg	THCLG	138
Caster Kit – Adaptable Leg	THCLC	139
Pivoting Lectern	THCWP	140
Cup Holder	THCWC	141
Tablet Holder	THCWT	142
Marker Holder for Flip-Top Table	THFTT	143
Dry-Erase Kit	THDEK	144
COLLABORATION TOOLS		
Mobile Makerboard Styles		150
Mobile Makerboard Basics		151
Mobile Makerboard Grain Direction		152
Mobile Markerboard	THMM	153
STUDY TABLES		
Hub Table Basics		158
Library Table Basics		166
Peninsula Worksurface for Library Table Basics		176
ADA Extension for Library Table Basics		178
End Support for Library Table Basics		180
Hub Table – Single-Sided	THHS	182
Hub Table – Double-Sided	THHD	186
Library Table – Single-Sided	THLS	190
Library Table – Double-Sided	THLD	194
Peninsula Worksurface for Library Table – Double-Sided	THLW	198
ADA Extension for Library Table – Single-Sided	THES	200
ADA Extension for Library Table – Double-Sided	THED	201
Square Post Legs	THLBQ	202
End Gable – Solid	THLBG	203
Rectangular Base	THLBR	204
CARRELS & SCREENS		
Carrel Divider & ADA Carrel Divider Basics		210
Carrel Supporting End Screen Basics		216
Carrel End Screen Basics		218
Add-On Screen & Add-On Framed Screen Basics		220
Retrofit Cover for Library Table with Dividers Basics		222
Carrel Supporting End Screen – Solid	THSEE	223
Carrel End Screen – Glass	THSEG	224
Carrel End Screen – Solid	THSES	225
Carrel Dividers – Single-Sided	THSCS	226
ADA Carrel Dividers – Single-Sided	THSDS	240
Carrel Dividers – Double-Sided	THSCD	242
ADA Carrel Dividers – Double-Sided	THSDD	256
Add-On Screen – Glass	THSAG	258
Add-On Screen – Solid	THSAS	259

index – by section (continued)

Section Contents	Product Code	Page No.
Add-On Framed Screen – Glass	THSFG	260
Add-On Framed Screen – Fabric	THSFF	261
Retrofit Cover for Library Table with Dividers	THSRC	262
LIGHTING, ELECTRICS & COMMUNICATIONS		
Lighting, Electrics & Communications Overview		269
LED Reading Lamp Basics		270
Power & Data Distribution		271
Specifying Correct Power Harness Length		276
Power Kit Components		278
Power Kit Distribution		279
Specifying Correct Power Kit – Library Table		282
Wiring Systems		294
LED Reading Lamp	THERL	296
Power Cube	THEPC	297
Power/Data Center	THEPM	298
Underworksurface Plug-In Power Bar	THEPP	299
Communication Box	THEPD	300
Power Box	THEPB	301
Power Harness	THECP	302
Base Feed	THECB	304
Power Harness Extension	THECE	306
Power Kit – Library Table	THEPKL	308
Base Feed Extension Harness – Library Table	THEPKE	310
Power Kit – Peninsula Worksurface for Library Table	THEPKP	311
Power Kit – ADA Extension for Library Table	THEPKA	312
Wire Management Cover – Adaptable Leg	THEML	314
Base Feed Power Pole	THEMP	315
Floor Box Cover	THEMB	316
Wire Management Clips	THEMC	317
Cable Tray	THEMW	318
Square Grommet	THEGQ	319
Cable Pass-Through Cover	THETC	320

index – by product

Product Name	Product Code	Page No.
ADA Carrel Dividers – Double-Sided	THSDD	256
ADA Carrel Dividers – Single-Sided	THSDS	240
ADA Extension for Library Table – Double-Sided	THED	201
ADA Extension for Library Table – Single-Sided	THES	200
ADA Height Extension Kit – Adaptable Leg	THCLE	136
Adaptable Leg	THCLA	127
Add-On Framed Screen – Fabric	THSFF	261
Add-On Framed Screen – Glass	THSFG	260
Add-On Screen – Glass	THSAG	258
Add-On Screen – Solid	THSAS	259
Base Feed	THECB	304
Base Feed Extension Harness – Library Table	THEPKE	310
Base Feed Power Pole	THEMP	315
Cable Pass-Through Cover	THETC	320
Cable Tray	THEMW	318
Carrel Dividers – Double-Sided	THSCD	242
Carrel Dividers – Single-Sided	THSCS	226
Carrel End Screen – Glass	THSEG	224
Carrel End Screen – Solid	THSES	225
Carrel Supporting End Screen – Solid	THSEE	223
Caster Kit – Adaptable Leg	THCLC	139
Casual Linking Device	THCWQ	134
Communication Box	THEPD	300
Connecting Trapeze Worksurface	THWC	78
Cup Holder	THCWC	141
Dry-Erase Kit	THDEK	144
End Gable – Solid	THLBG	203
Fixed Linking Plates	THCWF	134
Floor Box Cover	THEMB	316
High Rectangular Table	THTS	90
High Rectangular Team Table	THTD	94
Hub Table – Double-Sided	THHD	186
Hub Table – Single-Sided	THHS	182
Interchangeable Leveler Glide – Adaptable Leg	THCLG	138
Lectern Podium	THPL	106
LED Reading Lamp	THERL	296
Leveler Kit – Adaptable Leg	THCLK	137
Library Table – Double-Sided	THLD	194
Library Table – Single-Sided	THLS	190
Marker Holder for Flip-Top Table	THFTT	143
Mobile Markerboard	THMM	153
Modesty Panel – Metal	THCMM	129
Modesty Panel – Solid	THCMS	128
Modesty Panel for Connecting Trapeze Worksurface – Metal	THCCM	131
Modesty Panel for Connecting Trapeze Worksurface – Solid	THCCS	130
Modesty Panel for Flip-Top Table – Metal	THCFM	133
Modesty Panel for Flip-Top Table – Solid	THCFS	132
Peninsula Worksurface for Library Table – Double-Sided	THLW	198

Product Name	Product Code	Page No.
Pivoting Lectern	THCWP	140
Power Box	THEPB	301
Power Cube	THEPC	297
Power/Data Center	THEPM	298
Power Harness	THECP	302
Power Harness Extension	THECE	306
Power Kit – ADA Extension for Library Table	THEPKA	312
Power Kit – Library Table	THEPKL	308
Power Kit – Peninsula Worksurface for Library Table	THEPKP	311
Rectangular Base	THLBR	204
Rectangular Flip-Top Table	THFRS	84
Rectangular Flip-Top Table with Glass Top	THFRG	88
Rectangular Instructor Desk	THPD	102
Rectangular Instructor Worksurface	THPR	98
Rectangular Team Worksurface	THWD	82
Rectangular Worksurface	THWR	74
Retrofit Cover for Library Table with Dividers	THSRC	262
Square Grommet	THEGQ	319
Square Post Legs	THLBQ	202
Tablet Holder	THCWT	142
Transition Instructor Desk with Fixed Lectern	THPT	104
Trapeze Worksurface	THWT	80
Underworksurface Hook	THCWH	135
Underworksurface Plug-In Power Bar	THEPP	299
Wire Management Clips	THEMC	317
Wire Management Cover – Adaptable Leg	THEML	314

what is thesis?

Thesis™ is a full line of learning and library tables designed specifically to address today's evolving learning trends. Thesis can be applied to create collaborative spaces for group work or conversational applications, or pulled apart for independent learning alternatives.

learning room

Designed to be highly configurable and to complement any space, Thesis learning tables are available with a large range of accessories to help facilitate new lifestyles and technologies brought into the learning room by students and faculty; as well as conference and meeting areas found in today's collaborative offices

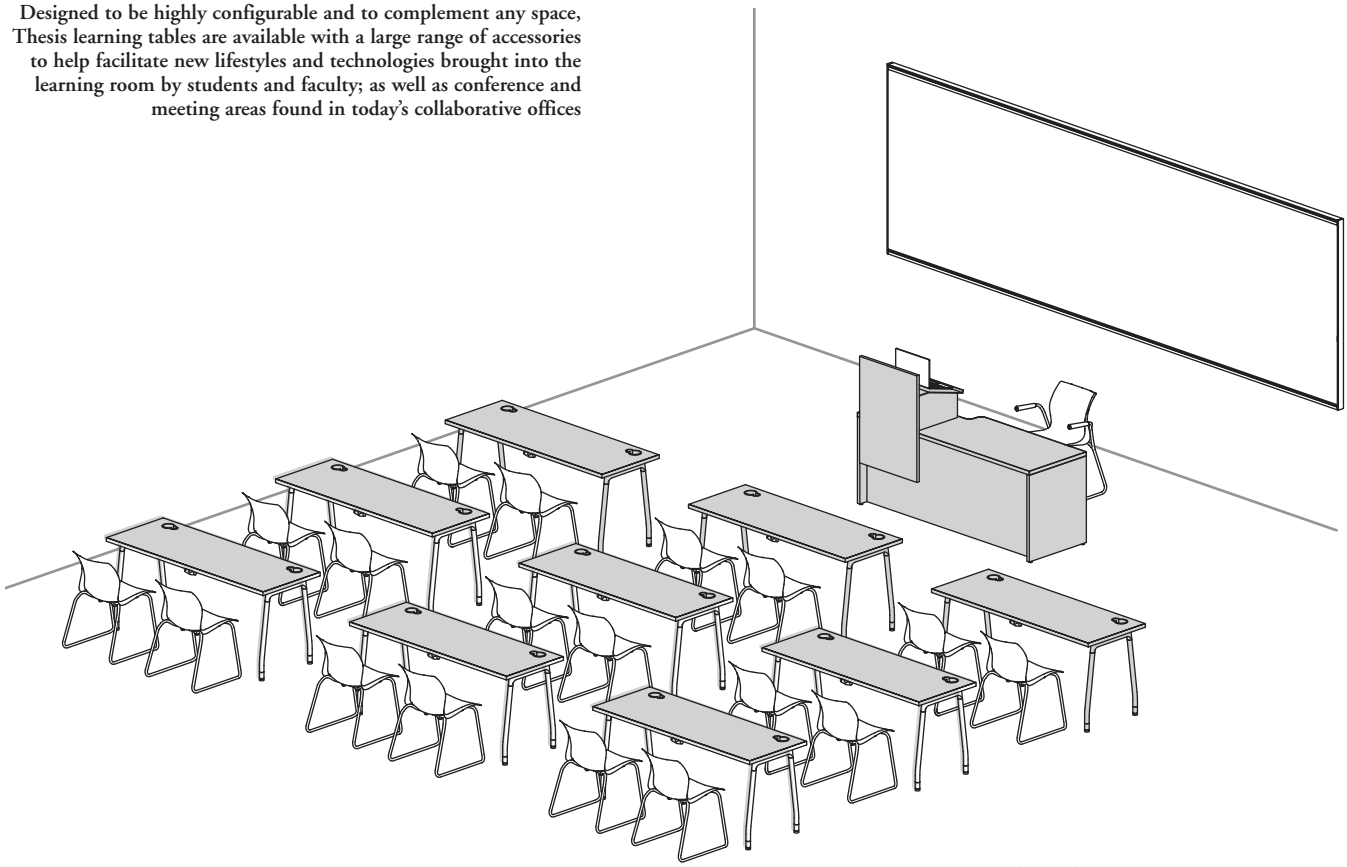

Thesis can be applied to create collaborative spaces for group work or project base

collaborative

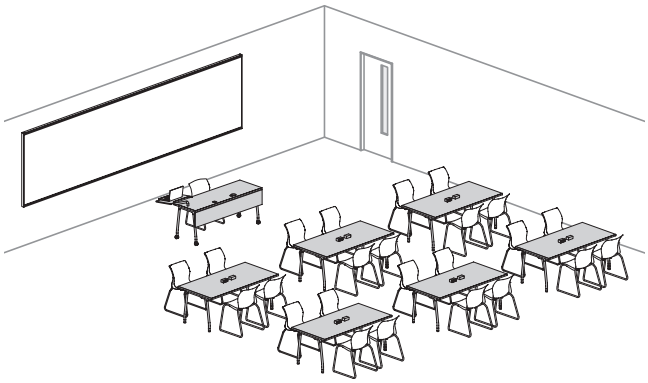

what is thesis? (continued)

learning room (continued)

Learning room can be configured in a way that instructor and students can discuss and push further the content of a course

discussion

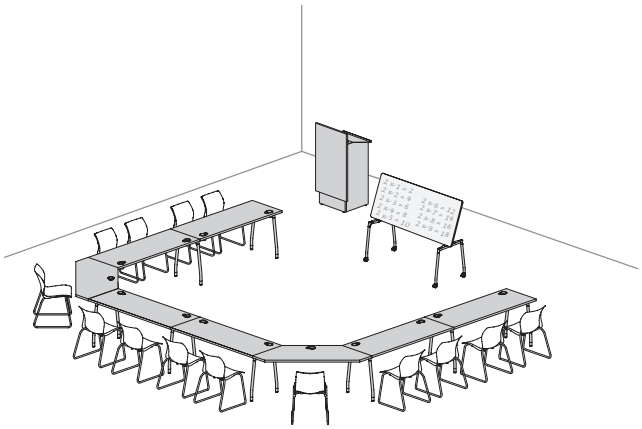

Today's learning rooms must be designed to support a wide range of learning and teaching styles. Reconfiguring learning rooms before each course is now reality

versatile

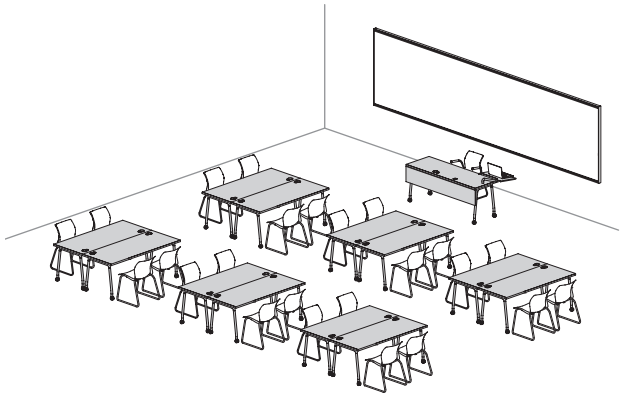

Learning tables can support learning room with more intensive use of computers

computer lab



Students possess unprecedented skills with technology that is now merging with learning styles and stimulating discussion and collaboration more effectively

technologic



what is thesis? (continued)

library

Thesis Study Tables are ideal for collaborative work, heads-down study and everything in between. The tables can be divided by a central screen and also configured as a carrel for focused application

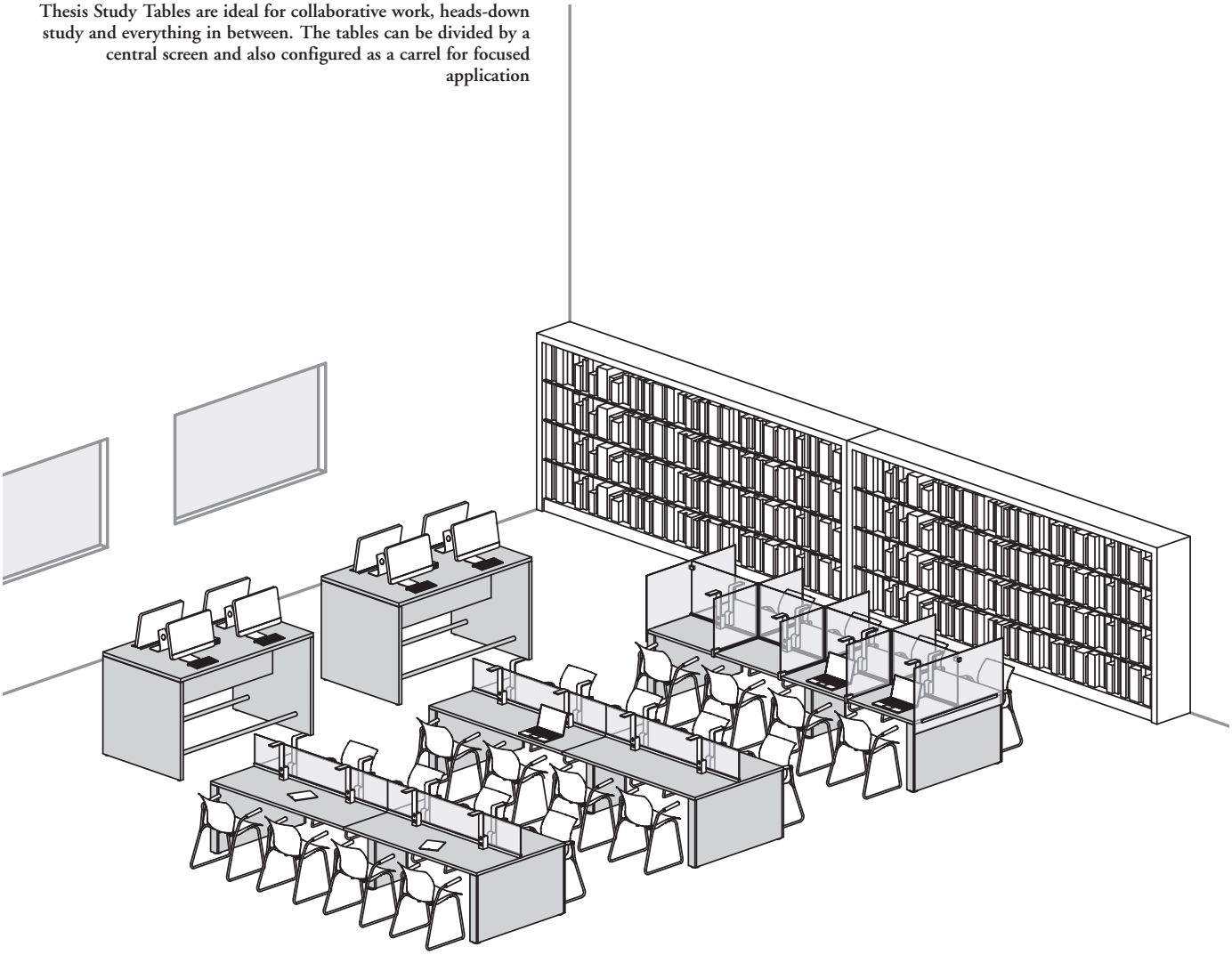

what is thesis? (continued)

library (continued)

Complement library tables by providing integrated solution for people with disability

ADA extension

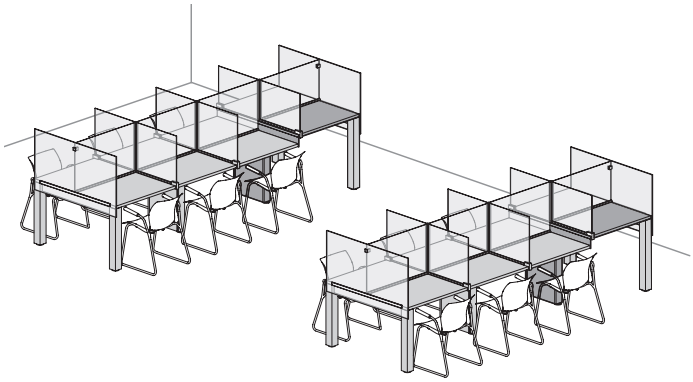

Create informal group area with the addition of a peninsula at the end of a Library Tables

peninsula worksurface extension



Support the use of technology in common areas

reference & research station

Addition of tables in deferent common areas to create group work and collaboration opportunities

casual

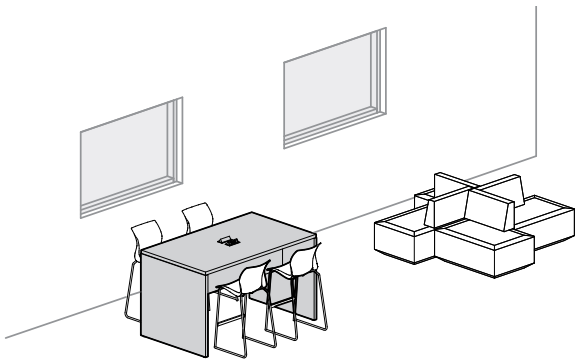

how to specify thesis – learning

The following steps demonstrates how to specify Thesis for learning in corporate or educational environment.

Step 1: Select Worksurfaces & Worksurface Accessories

- A broad selection of worksurfaces are available for individual or team work and can be installed at four different heights (29", 33", 36" or 42")
- Two types of user are referred and can be specified:
  - Instructor
  - Student
- Worksurfaces can be linked together, temporarily or permanently, to create several layouts
- Optional Grommet/Accessories can be specified on the worksurface:
  - Square Grommets
  - Cup Holders
  - Tablet Holders
  - Power/Data Centers

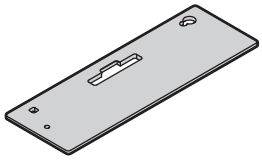

Instructor Worksurface

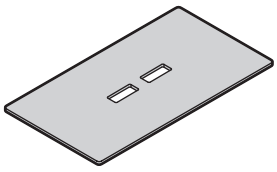

Team Worksurface

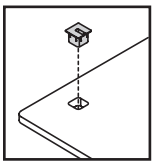

Square Grommet

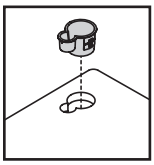

Cup Holder

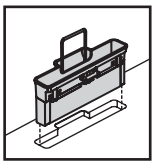

Tablet Holder

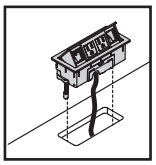

Power/Data Center

Step 2: Select Supports & Accessories

- Two different heights (29" or 33") are available
- Various leg options, Leveler with Glides, Casters or ADA Height Extension can be specified
- Other accessories can be specified separately to complete the table:
  - Modesty Panels
  - Linking Kit

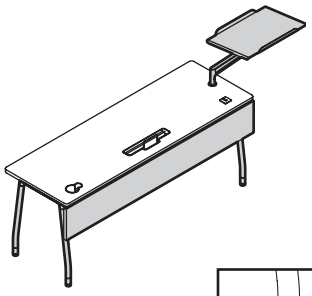

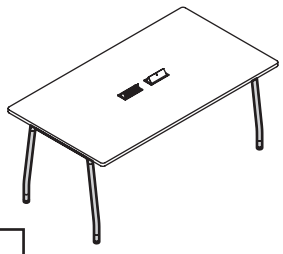



Leveler with Glide

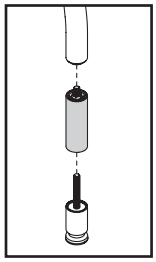

ADA Height Extension



Lockable Caster

Step 3: Lighting, Electrics & Communications

Integrated wire management capabilities offer easy user access and clean aesthetic. Other components are available in the Lighting, Electrical & Communications section

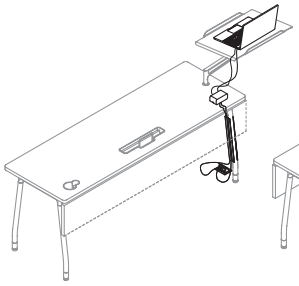

Standard

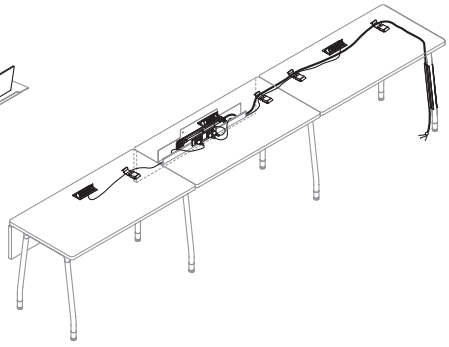

Hardwire

how to specify thesis – library

Step 1: Select Worksurfaces & Worksurface Accessories

- Worksurfaces can be divided for individual or collaborative learning spaces
- Can be specified single-sided or double-sided
- Optional Square Grommets or Power/Data Centers can be specified
- Two extensions are available and can be specified separately at both ends to support the table:

  – Peninsula Worksurface for Library Table – Single- or Double-Sided
  – ADA Extension for Library Table – Single- or Double-Sided

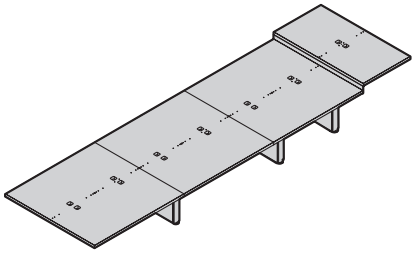

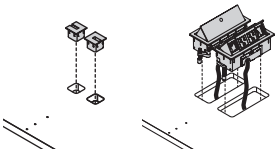

Square Grommet **Power/Data Center**

Step 2: Select Supports or Carrel Supporting End Screens

- Library Tables come with Intermediate Rectangular Bases
- Two different heights (29" or 33") are available
- Four support styles are available and can be specified separately at both ends to support the table:

  – Square Post Legs
  – End Gables
  – Rectangular Bases
  – Carrel Supporting End Screens

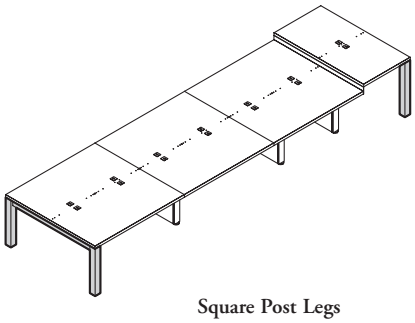

Square Post Legs

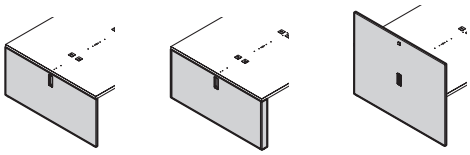

End Gable **Rectangular Base** **Carrel Supporting End Screen**

Step 3: Carrel Dividers & Screens

A wide range of screens defines space to create carrel or center visual privacy

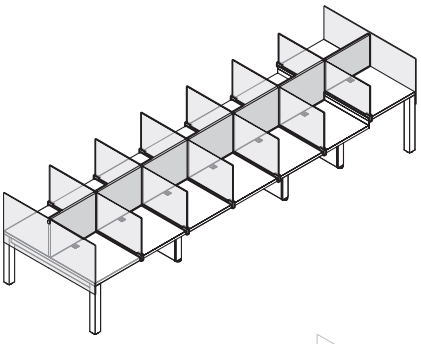

Step 4: Lighting, Electrics & Communications

Integrated wire management capabilities and aesthetic. Other components are available in the Lighting, Electrical & Communications sectiion

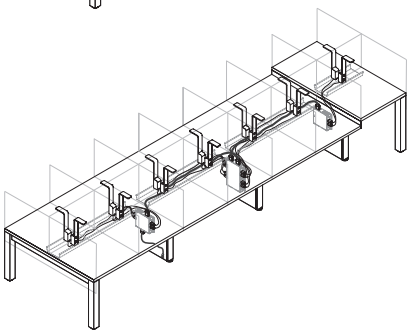

application guide

application guide

LEARNING ROOM OVERVIEW 20

ACCESSORIES OVERVIEW 22

COLLABORATION TOOLS OVERVIEW 23

LIBRARY OVERVIEW 24

CARRELS & SCREENS OVERVIEW 25

EDGE DETAILS & APPLICATIONS 26

LEARNING TABLE WIRE MANAGEMENT OVERVIEW 28

LIBRARY TABLE WIRE MANAGEMENT OVERVIEW 29

FINISHES 30

learning room overview

Thesis Learning Tables are designed to create multiple learning environment and teaching methods.

- To determine size and compatibility between modesty panels and worksurfaces/tables, refer to the Compatiblity Chart on page 116
- Only Casual modesty panel can be used to allow access and movement of the Casual Linking Device
- Only the Flush Modesty Panels with Built-In Cable Tray (THCLAF, THCMMF) can be specified for the installation of the Power Box

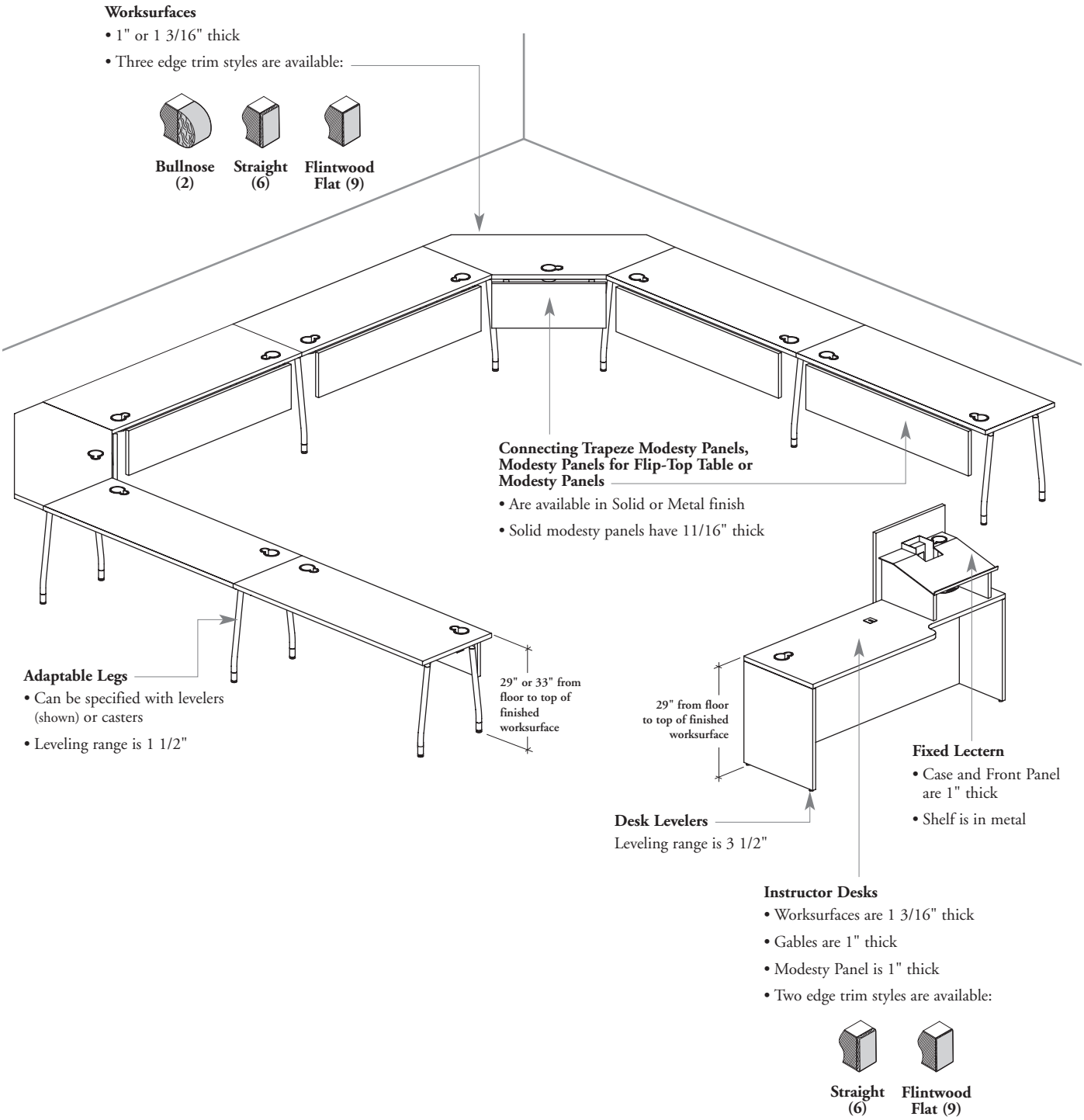

learning room overview (continued)

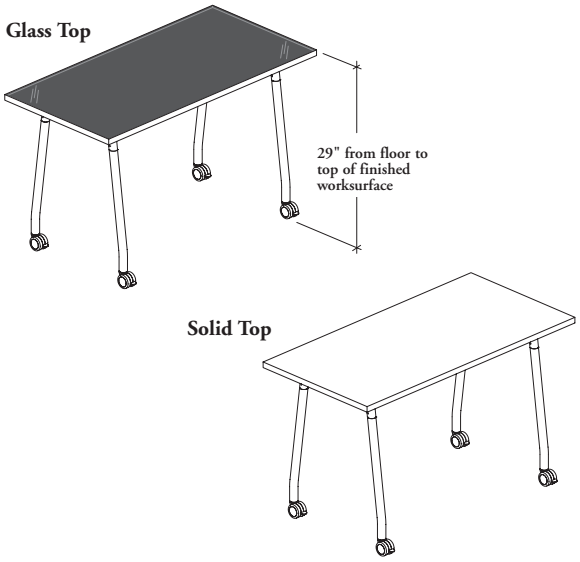

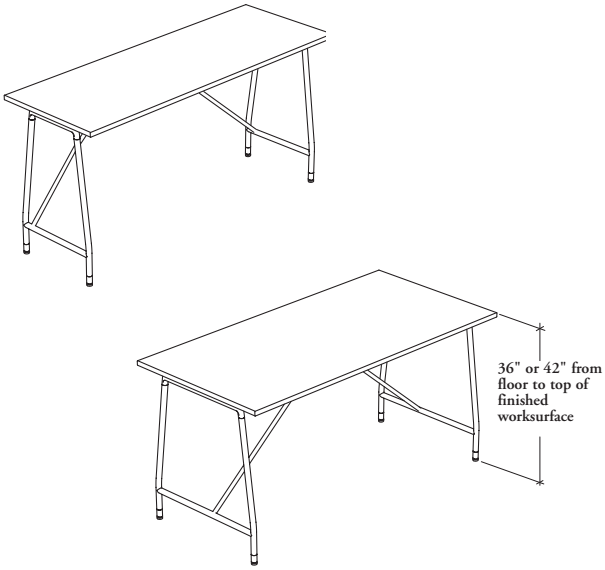

Rectangular Flip-Top Tables

Magnetic or Non-Magnetic Glass Top

- Avalaible in 5/32" (4mm) tempered glass thickness
- The glass top is always supported by a 1" Back Laminate Panel
- The Back Laminate Panel comes with Straight Trim (6) only

Solid Top

- Avalaible in 1" or 1 3/16" thick
- Three edge trim styles are available:
  - Bullnose Trim (2)
  - Straight Trim (6)
  - Flintwood Flat Trim (9)

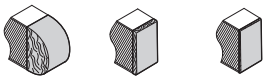

Bullnose (2) **Straight (6)** **Flintwood Flat (9)**

- 29" high adaptable legs are only available
- Adaptable Legs come with lockable casters only

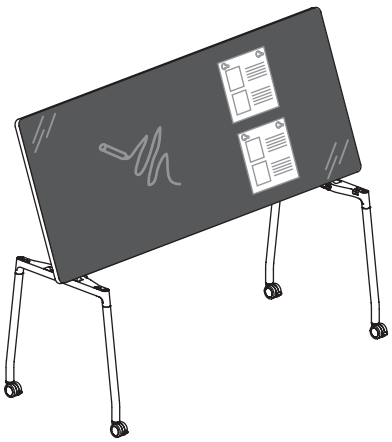

High Rectangular Tables

- 1" or 1 3/16" thick
- Three edge trim styles are available:
  - Bullnose Trim (2)
  - Straight Trim (6)
  - Flintwood Flat Trim (9)

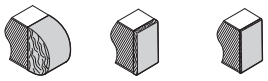

Bullnose (2) **Straight (6)** **Flintwood Flat (9)**

- 36" or 42" high Adaptable Legs are available

accessories overview

The collection offers a complete selection of educational furniture for space organization and the use of technology to promote learning.

- Quantity and position of Grommet/Accessories vary, refer to the Compatibility Chart on individual product for details
- Linking device can be specified separately. Refer to the Supports & Accessories section for details

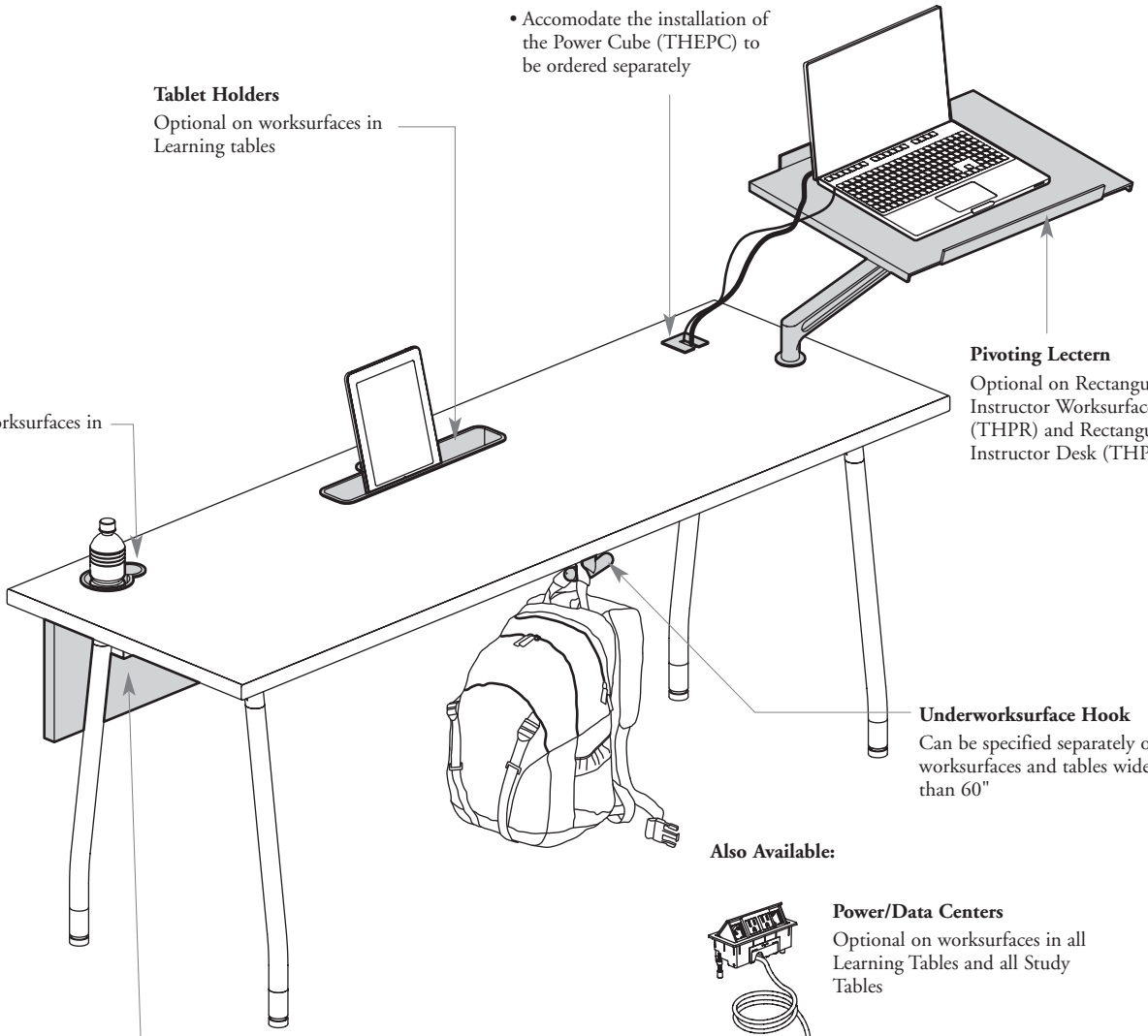

Square Grommets
- Optional on worksurfaces in Learning and Study tables
- Accomodate the installation of the Power Cube (THEPC) to be ordered separately

Tablet Holders
Optional on worksurfaces in Learning tables

Pivoting Lectern
Optional on Rectangular Instructor Worksurface (THPR) and Rectangular Instructor Desk (THPD)

Cup Holders
Optional on worksurfaces in Learning tables

Underworksurface Hook
Can be specified separately on all worksurfaces and tables wider than 60"

Modesty Panels, Connecting Trapeze Modesty Panels or Modesty Panels for Flip-Top Table
- Modesty Panels (THCMS, THCMM) can be specified separately on all worksurfaces
- Connecting Trapeze Modesty Panel (THCCS, THCCM) must only be used on Connecting Trapeze Worksurface
- Modesty Panels for Flip-Top Table (THCFS, THCFM) must only be used on Rectangular Flip-Top Tables

Also Available:

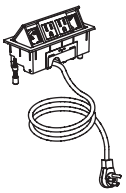

Power/Data Centers
Optional on worksurfaces in all Learning Tables and all Study Tables

Marker Holder for Flip-Top Table and Dry-Erase Kit
Can be specified separately and used with following Rectangular Flip-Top Worksurface styles:

– Magnetic Glass (M)
– Non-Magnetic Glass (N)
– HPL Whiteboard (WL)

collaboration tools overview

Learning and meeting environments can be used with collaboration tools that support mobility in teaching environment or group work.

Thesis proposes different types of the Mobile Markerboard, refer to the collaboration tools section for details

Mobile Markerboard

- Avalaible in Magnetic or Non-Magnetic Glass Front Configuration
- Avalaible in Fabric, Magnetic Glass, Non-Magnetic Glass or Solid Back Configuration
- Comes with three casters:
  - 2 swivel casters
  - 1 unidirectional caster

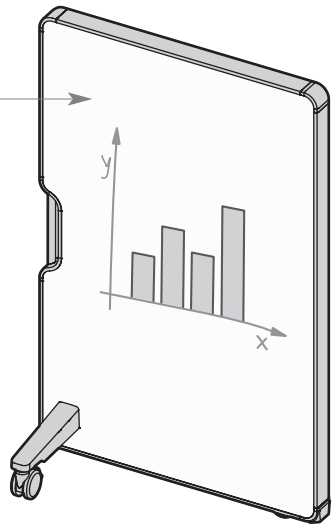

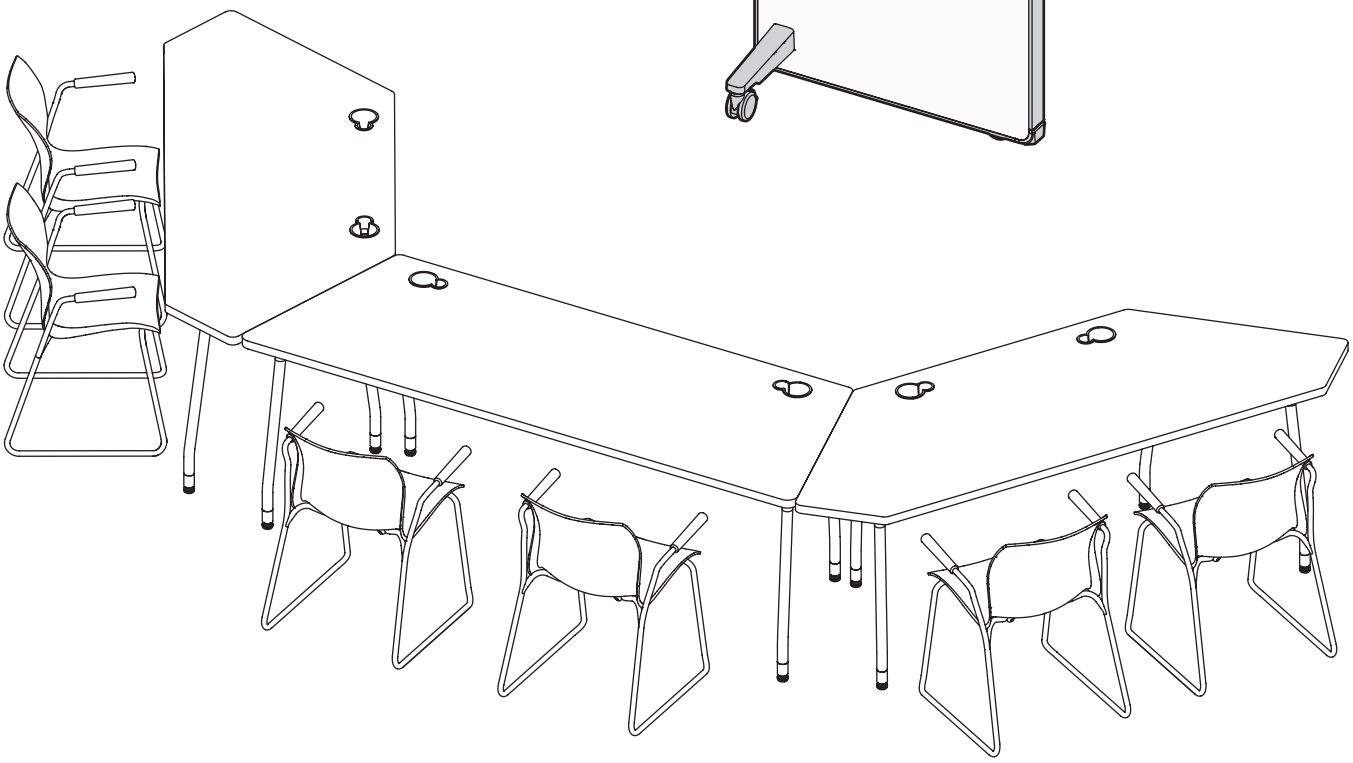

library overview

Thesis Study Tables offer the possibility to create dynamic in a Library from collaborative work to heads-down study.

Grommet and Power/Data Center shared per two users are not compatible with Carrel Dividers

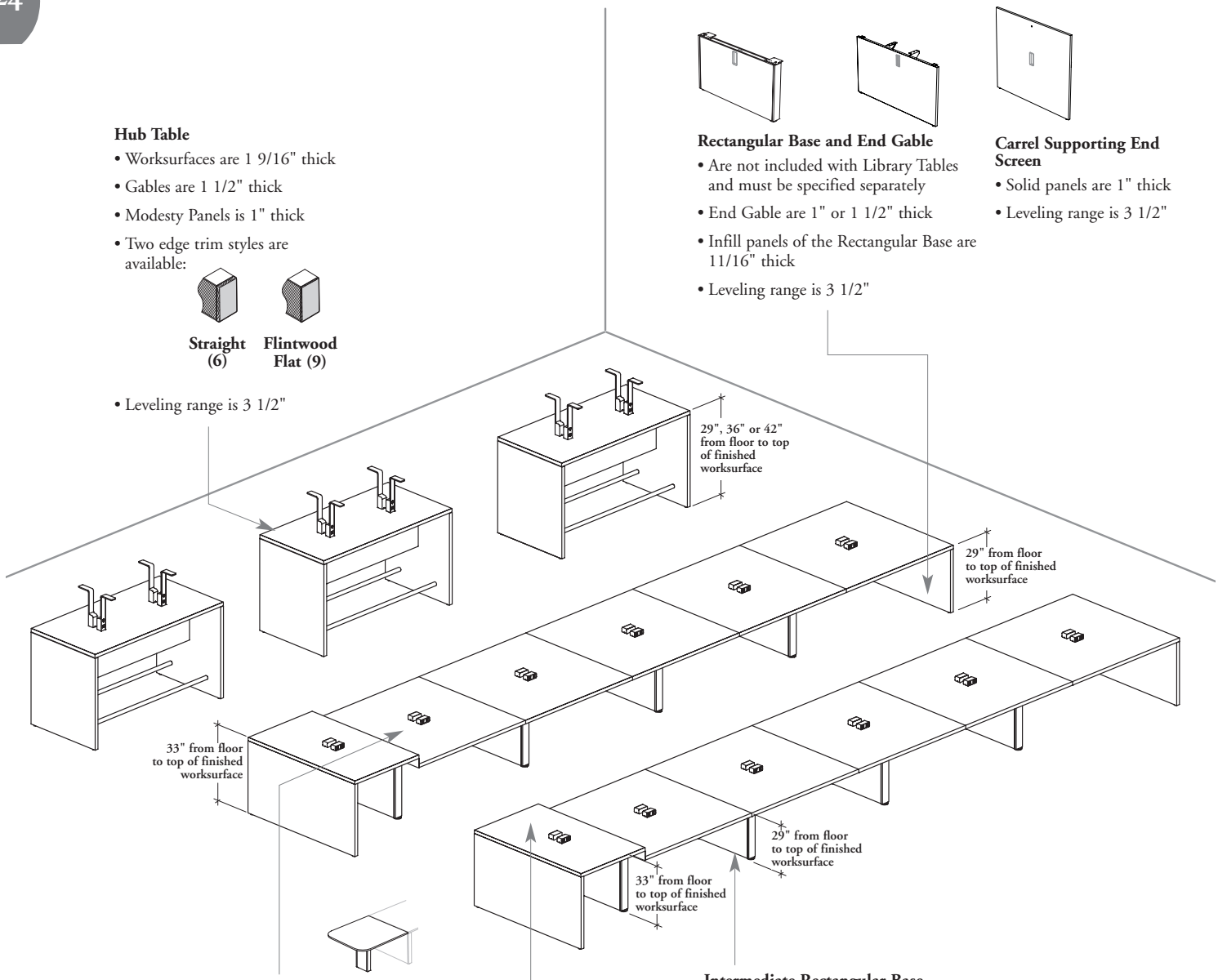

Hub Table

- Worksurfaces are 1 9/16" thick
- Gables are 1 1/2" thick
- Modesty Panels is 1" thick
- Two edge trim styles are available:

Straight (6) **Flintwood Flat (9)**

- Leveling range is 3 1/2"

Rectangular Base and End Gable

- Are not included with Library Tables and must be specified separately
- End Gable are 1" or 1 1/2" thick
- Infill panels of the Rectangular Base are 11/16" thick
- Leveling range is 3 1/2"

Carrel Supporting End Screen

- Solid panels are 1" thick
- Leveling range is 3 1/2"

Library Table, Peninsula Worksurface for Library Table and ADA Extension for Library Table

- Worksurfaces are 1 3/16" or 1 9/16" thick
- Infill panels are 11/16" thick
- Two edge trim styles are available:
  - Straight (6)
  - Flintwood Flat (9)

Intermediate Rectangular Base

- Are included with Library and Extension Tables and quantity vary upon length of tables
- Infill panels are 11/16" thick
- Leveling range is 3 1/2"

carrels & screens overview

Thesis offers a wide range of space division products. Carrel Dividers, Add-On Screens and Add-On Framed Screens can be mounted on Library Tables. They are offered in various heights allowing the right balance of privacy and interaction.

Tables must be specified with **division functionality** if Carrel Dividers or Add-On Screens have to be installed

Carrel Dividers
- Solid dividers of the carrel are 1" thick
- Glass dividers is 1/4" (6 mm) tempered glass

Carrel End Screen or Carrel Supporting End Screen
- Solid panels are 1" thick
- Glass option is 3/8" (10 mm) tempered glass

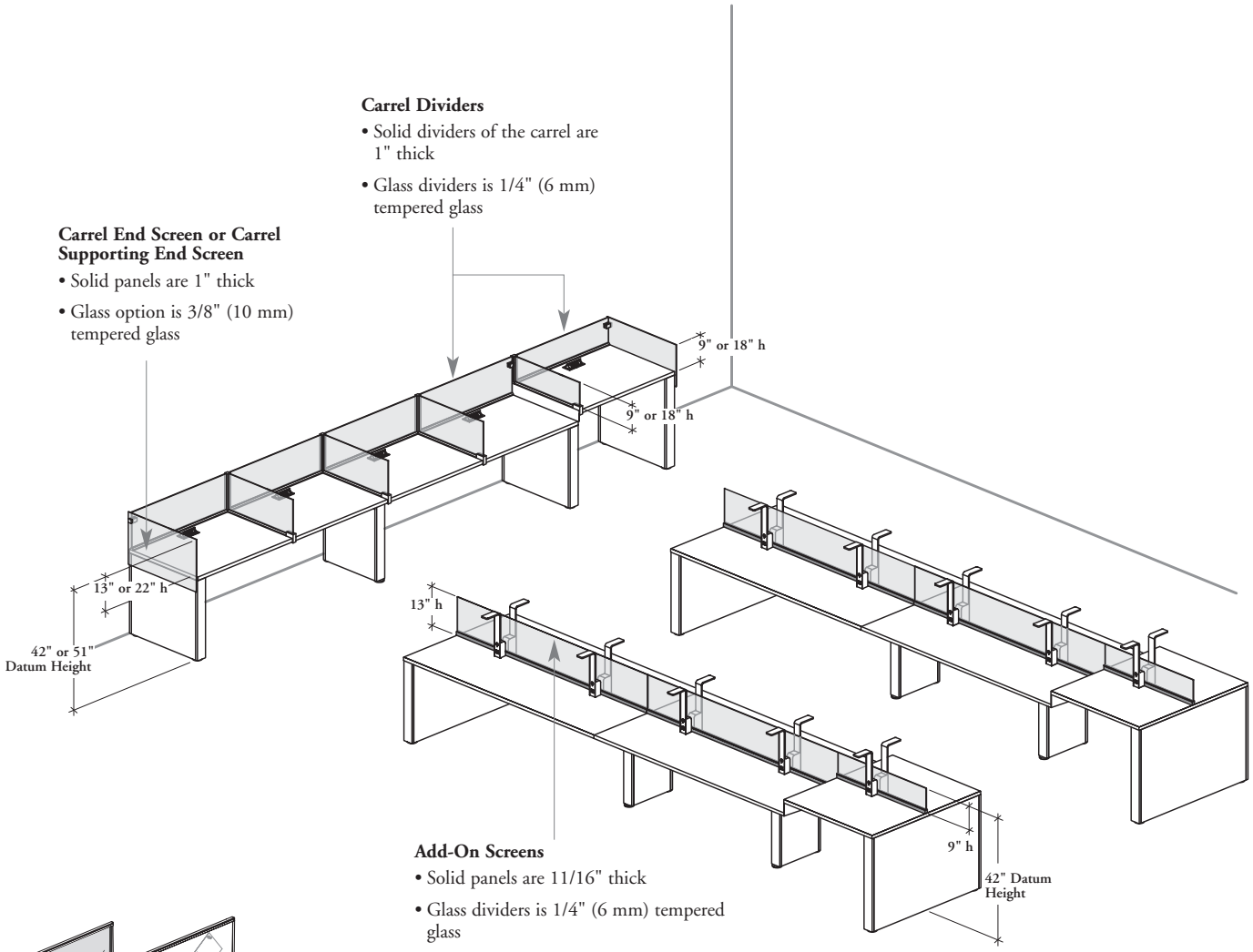

Add-On Screens
- Solid panels are 11/16" thick
- Glass dividers is 1/4" (6 mm) tempered glass

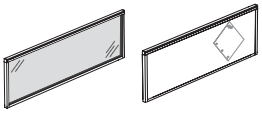

Add-On Framed Screen
- Glass is 5/32" (4 mm) tempered glass
- Tackable Fabric

edge details & applications

The chart below indicates which edge trim styles can be specified with Thesis Table surface finishes.

- Shading indicates user edge
- The Flintwood Flat Trim (9) always match surface color finish

edge trim chart for learning products and hub table

edge on product	description	source laminate worksurface finish	foundation laminate or HPL whiteboard worksurface finish	flintwood worksurface finish
Bullnose Trim (2) 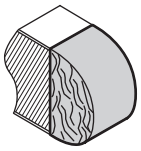	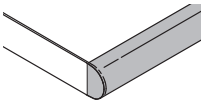 **Rect. Team Work. (THWD), High Rect. Team Table (THTS) and Rectangular Flip-Top Table (THFRS)** 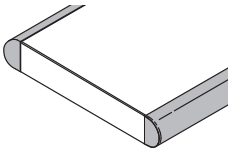 16 mm thick T-Molding on user edge and 3 mm on all other edges * Radius Corner style is not available with Bullnose Trim (2)	n/a	Yes	n/a
Straight Trim (6) 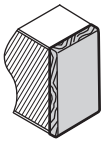	**Standard Corner Style** 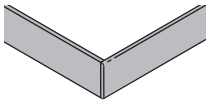 3 mm thick on all edges **Radius Corner Style** 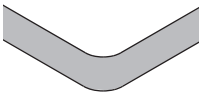 2,5 mm thick on all edges * Back Laminate for Rectangular Flip-Top Table with Glass Top comes with the same edge thicknesses and corner styles	Yes	Yes	n/a
Flintwood Flat Trim (9) 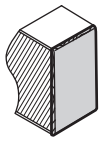	**Standard Corner Style**  2,8 mm thick on width edges and 1,4 mm thick on depth edges **Radius Corner Style** 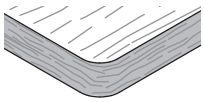 1,5 mm thick on all edges	n/a	n/a	Yes

edge details & applications (continued)

edge trim chart for library tables and extensions for library table

edge on product	description	source laminate worksurface finish	foundation laminate worksurface finish	flintwood worksurface finish
Straight Trim (6) 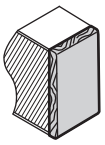	**All library and extensions worksurfaces** 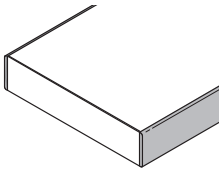 3 mm thick on width edges and 1,5 mm thick on depth edges	n/a	Yes	n/a
Flintwood Flat Trim (9) 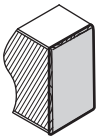	**All library and extensions worksurfaces**  2,8 mm thick on width edges and 1,4 mm thick on depth edges	n/a	n/a	Yes

learning table wire management overview

standard

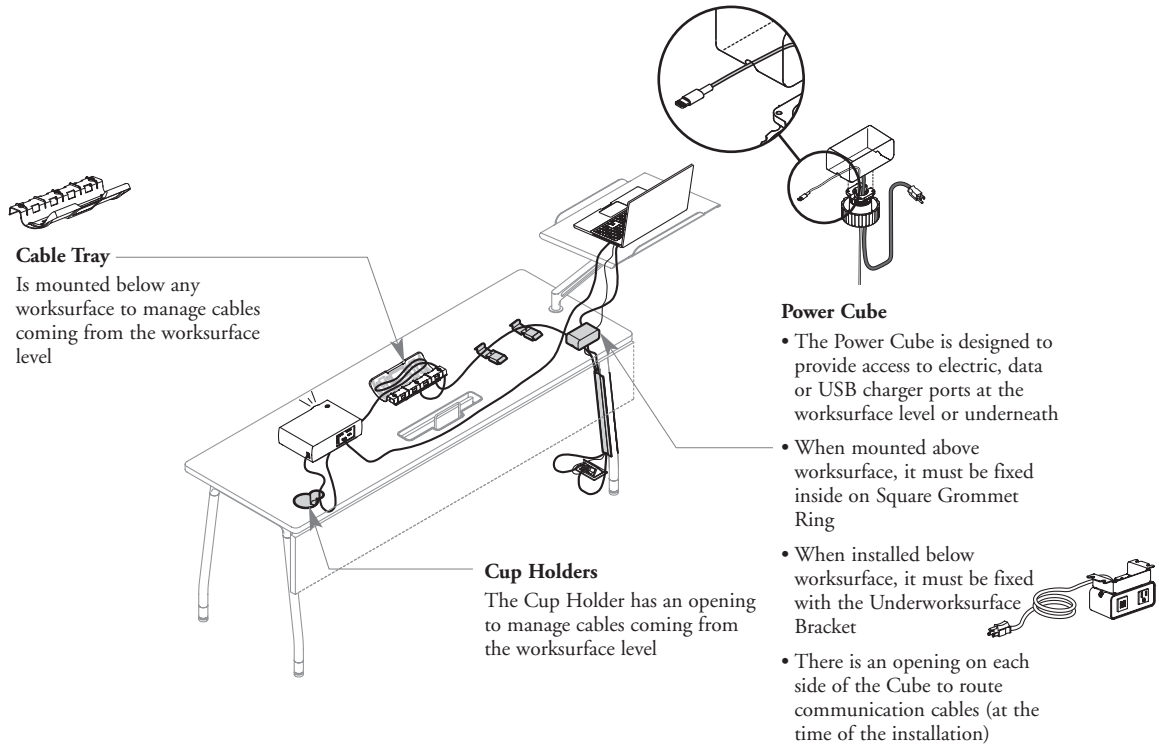

hardwire

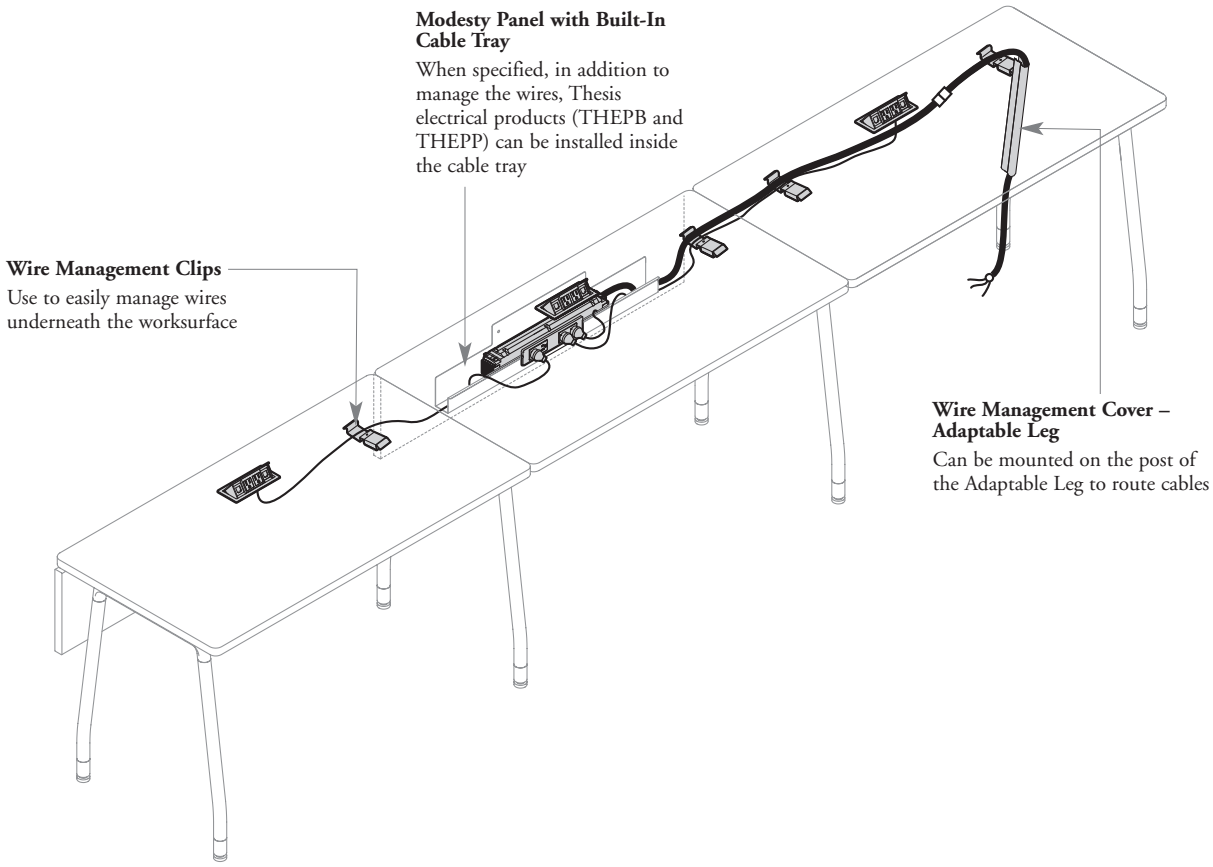

library table wire management overview

Metal Cable Tray

- Is included with Library Tables (THLS or THLD), Peninsula Worksurface for Library Table (THLW) or ADA Extension for Library Table (THES or THED) only
- Is mounted below the worksurface to manage cables coming from the worksurface level

Rectangular and Intermediate Rectangular Base

A removeable infill panel allows cable managementand hide extra cables

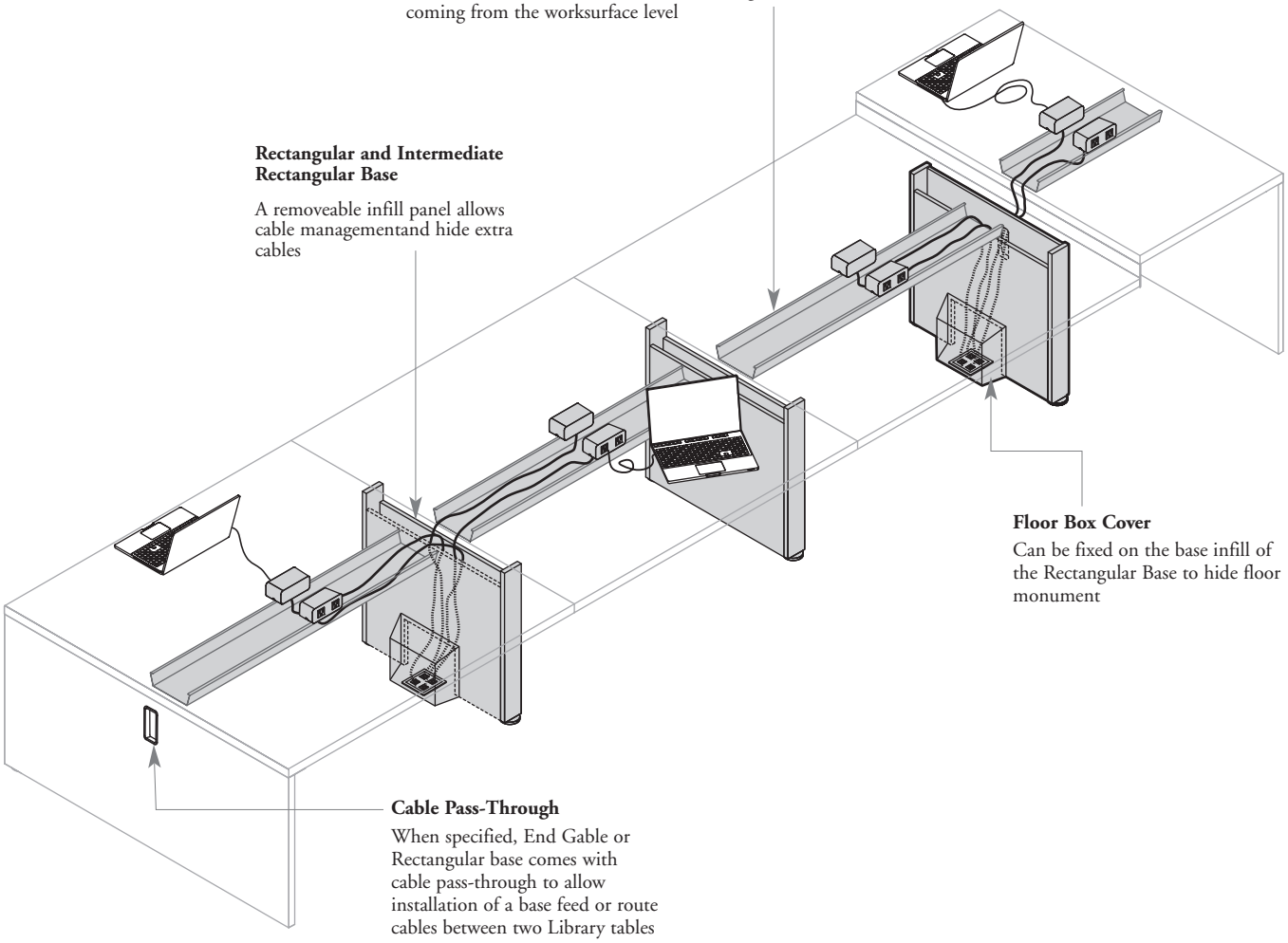

Floor Box Cover

Can be fixed on the base infill of the Rectangular Base to hide floor monument

Cable Pass-Through

When specified, End Gable or Rectangular base comes with cable pass-through to allow installation of a base feed or route cables between two Library tables

Also Available:

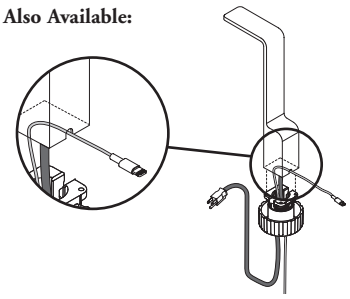

LED Reading Lamp

- This product is designed to provide lighting, access to electric and USB charger ports at the worksurface level
- An opening in the back of the lamp allows to route a communication cable at the time of the installation

Square Grommets

- When specified, worksurface comes with grommet located in front of each user or shared side by side
- Required to install a LED Reading Lamp or Power Cube

Base Feed Power Pole

Installed on End Gable to route cables from the floor to the table

finishes

Tables and related parts are available in a wide variety of finish colors.

All Solid components are protected with a solid plastic edge

Instructor Desks Worksurfaces

- 1 3/16" (M) is available in Foundation Laminate or Flintwood colors
- Straight Trim (6) is available in Edge Trim colors
- Flintwood Flat Trim (9) will match the Flintwood worksurface finish only

Gables, Fixed Lectern Fronts and Modesty Panels

Are available in Source Laminate or Flintwood colors

Fixed Lectern Case

Available in Source Laminate colors

Fixed Lectern Shelf

Available in Foundation or Mica colors

Cup Holder on Fixed Lectern

Match Lectern Shelf finish

Pivoting Lectern

Are available in Foundation, Mica or Accent colors

Worksurfaces, High Table Worksurfaces and Instructor Worksurfaces

- 1" (D) is available in Source Laminate colors
- 1 3/16" (M) is available in Foundation Laminate or Flintwood colors
- Straight Trim (6) is available in Edge Trim colors
- Bullnose Trim (2) is available in Solid Colors only. **Cannot** be specified with Source Laminate or Flintwood worksurface finish
- Flintwood Flat Trim (9) will match the Flintwood worksurface finish only

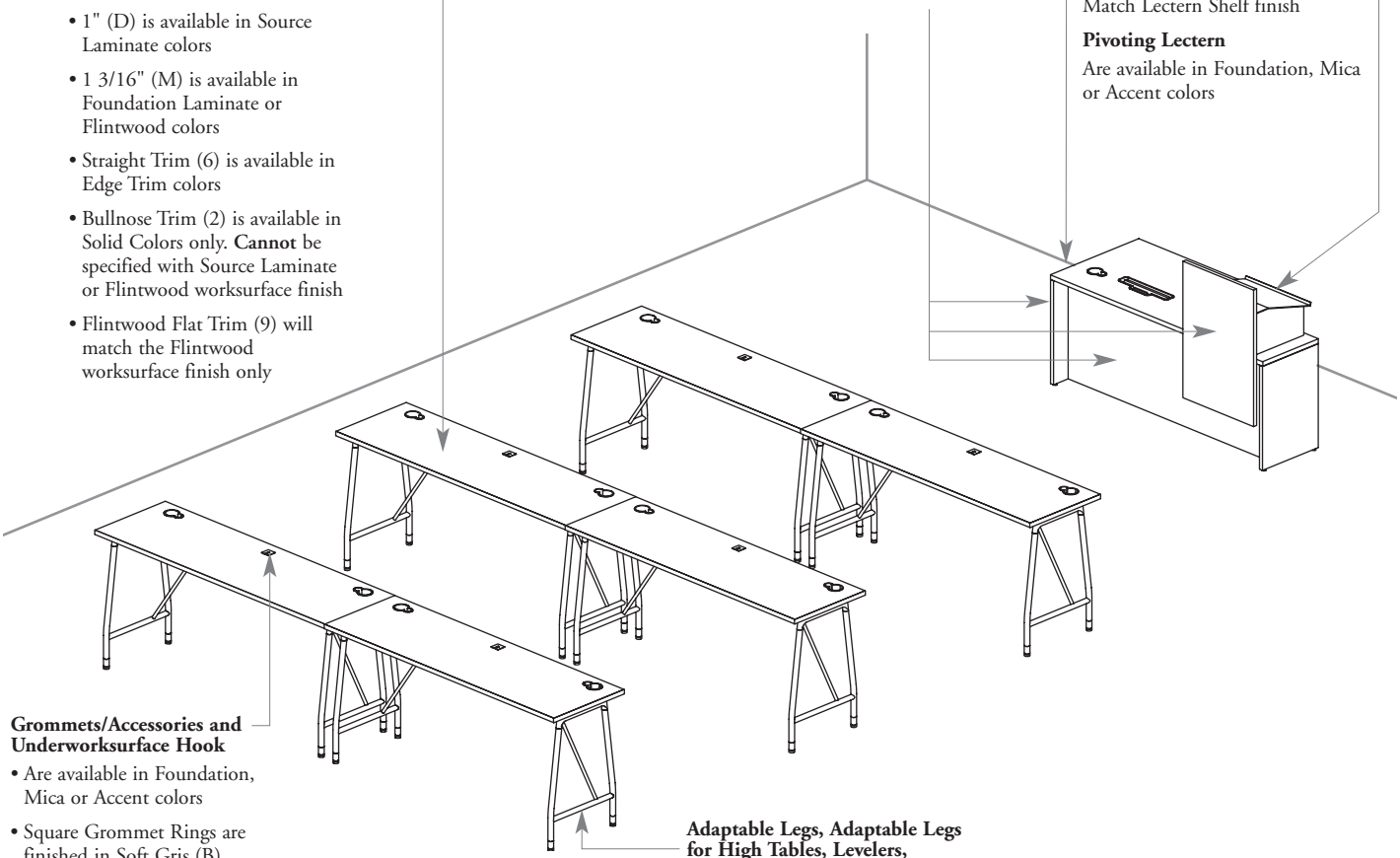

Grommets/Accessories and Underworksurface Hook

- Are available in Foundation, Mica or Accent colors
- Square Grommet Rings are finished in Soft Gris (B)

Adaptable Legs, Adaptable Legs for High Tables, Levelers, Casters and ADA Extensions

- Lower Supports are available in Chrome (H), Foundation or Mica colors
- Upper Supports are available in Foundation, Mica or Accent colors
- Levelers or ADA Height Extensions are available in Foundation or Mica colors, or Chrome (H) (depending on leg finish selected)
- Casters are finished in Silver and Black
- Caster Adapters are available in Foundation or Mica colors and match lower support (if chrome is specified, Caster Adapters will be Platinum (7))



Modesty Panels, Modesty Panels for Flip-Top Table and Connecting Trapeze Modesty Panels

Solid Modesty Panels

- Are available in Source Laminate or Flintwood colors with matching Edge trim colors

Metal Modesty Panels

- Are available in Foundation or Mica colors
- Built-In Cable Tray (if applicable) is available in Foundation or Mica colors
- Hardware are finished in Black, except hardware include with Modesty Panels for Flip-Top Table are finished in Soft Gris

finishes (continued)

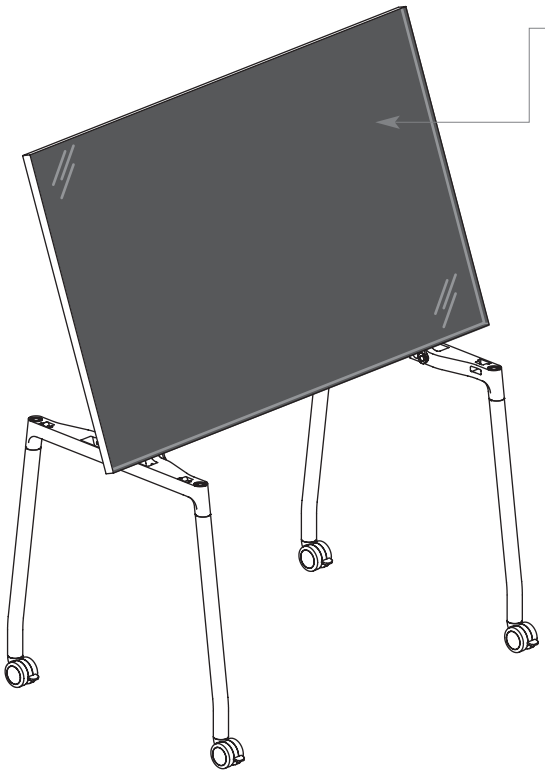

Front View

Rectangular Flip-Top Tables

Glass Top (Shown)

- Available in 5/32" (4 mm) glass thickness Back-Painted tempered glass
- 1" thick Back Panel is available in Source Laminate colors only
- Edge Trim finish will match the Laminate Back Panel
- Radius Corners are chamfered-flat polished. Standard Corners are also chamfered-flat polished and doubled-corner

Solid Top

- 1" (D) is available in Source Laminate colors
- 1 3/16" (M) is available in Foundation Laminate or Flintwood colors, or HPL Whiteboard (WL)
- HPL Whiteboard surface is recommended for light use only. Scratches may affect its use. Laminate must be cleaned after each utilisation. Glass worksurface is recommended for more intensive use
- Straight Trim (6) is available in Edge Trim colors
- Bullnose Trim (2) is available in Solid Colors only. **Cannot** be specified with Source Laminate or Flintwood worksurface finish
- Flintwood Flat Trim (9) will match the Flintwood worksurface finish only

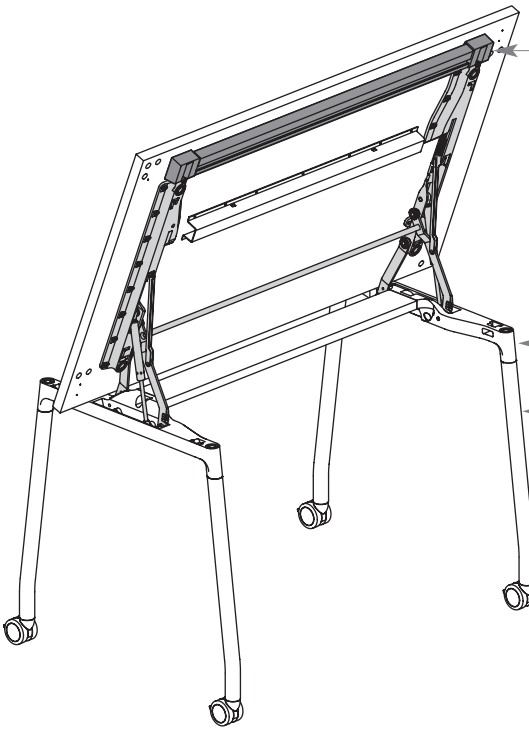

Back View

Activation Handle and Hardware

Are finished in Soft Gris

Adapatable Legs for Flip-Top Table

- Upper Supports (casting) are available in Foundation, Accent or Mica colors
- Lower Supports are available in Chrome (H), Foundation or Mica colors
- When Chrome (H) Lower Support Finish is selected, Platinum (7) for Upper Support Finish is the closest match.

Casters

- Are finished in Silver and Black
- Caster Adapters are available in Foundation or Mica colors and match lower support (if chrome is specified, Caster Adapters will be Platinum (7))

finishes (continued)

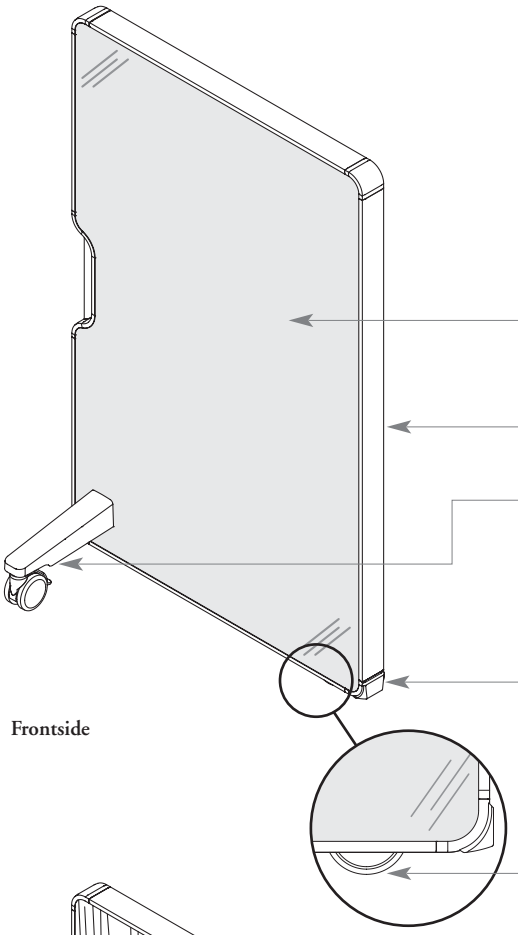

Frontside

Mobile Markerboard

Frontside:

– Magnetic or Non-Magnetic Glass

Available in 5/32" (4 mm) Back-Painted tempered glass

Aluminum Extrusion Frame

Available in Foundation, Accent or Mica colors

Foot

Available in Satin Chrome (CS), Foundation, Accent or Mica colors

Bumper

Are finished in Soft Gris

Unidirectional Caster

Is finished in Grey

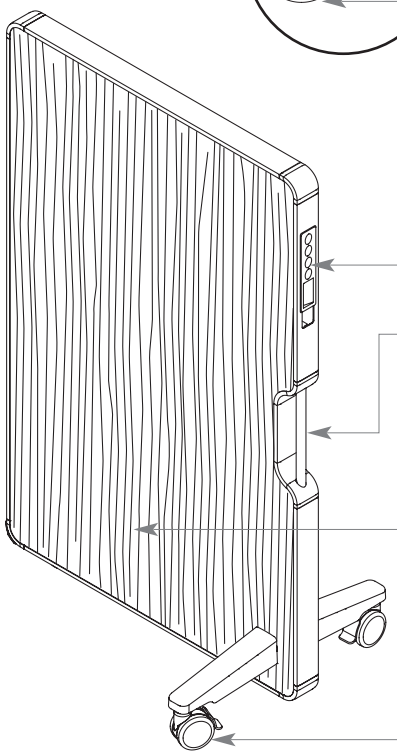

Backside

Marker Holder

Is finished in Soft Gris

Handle

Available in Satin Chrome (C5), Foundation, Accent or Mica colors

Backside:

– Fabric

Available in Teknion Standard Fabrics

– Magnetic or Non-Magnetic Glass

Available in 5/32" (4 mm) Back-Painted tempered glass

– Solid (Shown)

Available in Source Laminate or Flintwood colors

Casters

Are finished in White and Grey

finishes (continued)

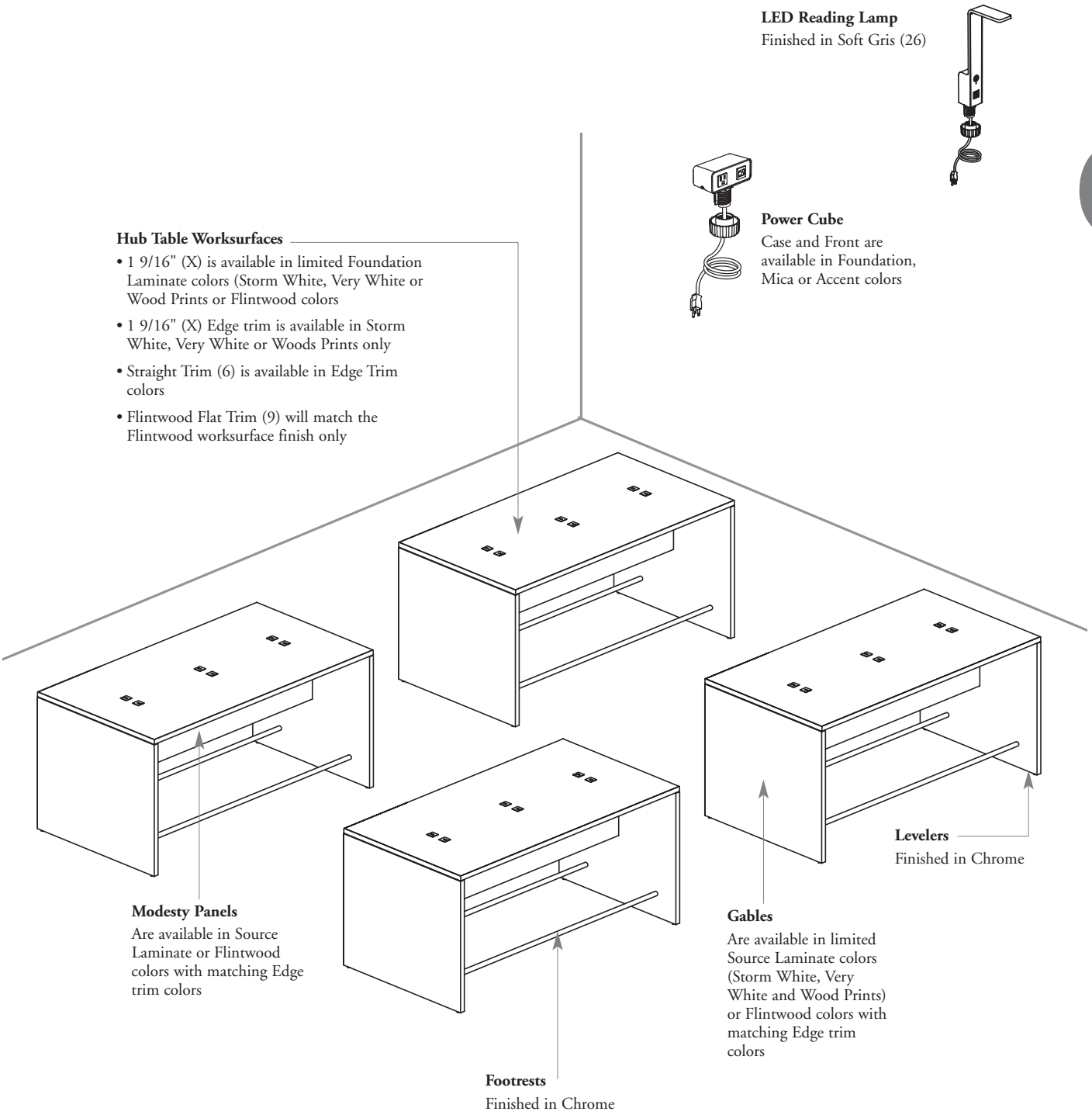

finishes (continued)

Library Table Worksurfaces, ADA Extension for Library Table Worksurfaces and Peninsula for Library Table Worksurfaces

- 1 3/16" (M) is available in Foundation Laminate or Flintwood colors
- Straight Trim (6) is available in Edge Trim colors
- 1 9/16" (X) is available in limited Foundation Laminate colors (Storm White, Very White or Wood Prints or Flintwood colors
- 1 9/16" (X) Edge trim is available in Storm White, Very White or Woods Prints only
- Flintwood Flat Trim (9) will match the Flintwood worksurface finish only

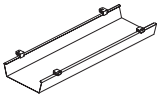

Metal Cable Tray

- The tray match support finish. If Clear Anodized (AC) is selected, Mica Arctic will be applied

Clips for Metal Cable Tray

- Finished in Soft Gris (B)

Intermediate Rectangular Base and Rectangular Base

- Infill panels are available in Source Laminate or Flintwood
- Base Supports are available in Clear Anodized (AC), Foundation or Mica colors
- Reinforcing brackets match base supports. If Clear Anodized (AC) is selected, Mica Arctic will be applied

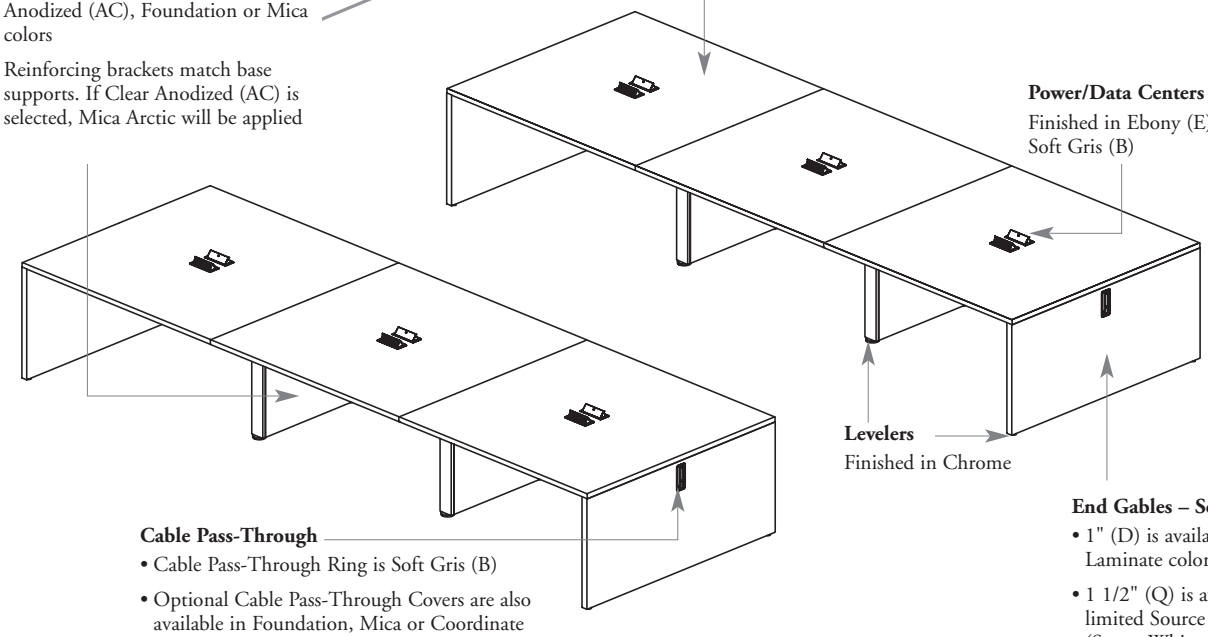

Power/Data Centers

Finished in Ebony (E) or Soft Gris (B)

Levelers

Finished in Chrome

Cable Pass-Through

- Cable Pass-Through Ring is Soft Gris (B)
- Optional Cable Pass-Through Covers are also available in Foundation, Mica or Coordinate colors
- Coordinate colors are solid colors that can be used to match wood prints. For lists, see on next page

End Gables – Solid

- 1" (D) is available in Source Laminate colors
- 1 1/2" (Q) is available in limited Source Laminate colors (Storm White, Very White and Wood Prints)
- Brackets are coordinated with the gable finish

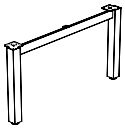

Square Post Legs

Are available in Clear Anodized (AC), Foundation or Mica colors

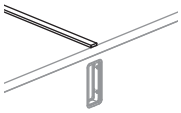

Retrofit Cover for Library Table with Dividers

Are available in Foundation or Mica colors

finishes (continued)

Carrel End Screen

Mounting Hardware are available in Foundation or Mica colors

Glass:

- Are available in 3/8" (10 mm) tempered glass Frosted (FT) finish
- Etched finish is inside the workstation

Solid:

Are available in Source Laminate or Flintwood colors

Carrel Divider

Mounting Hardware are available in Foundation or Mica colors

Glass:

Are available in 1/4" (6 mm) tempered glass Satin (FB) finish

Solid:

Are available in Source Laminate or Flintwood colors

Add-On Screen and Add-On Framed Screen

Frame is available in Foundation or Mica colors

Glass Add-On Screens:

Are available in 1/4" (6 mm) tempered glass Satin (FB) or Frosted (FT) finishes

Solid Add-On Screens:

Are available in Source Laminate or Flintwood colors

Glass Add-On Framed Screens:

Are available in 5/32" (4 mm) tempered glass Satin (FB), Frosted (FT) or Back Painted finishes

Fabric Add-On Framed Screens:

Available in Teknion Standard Fabrics

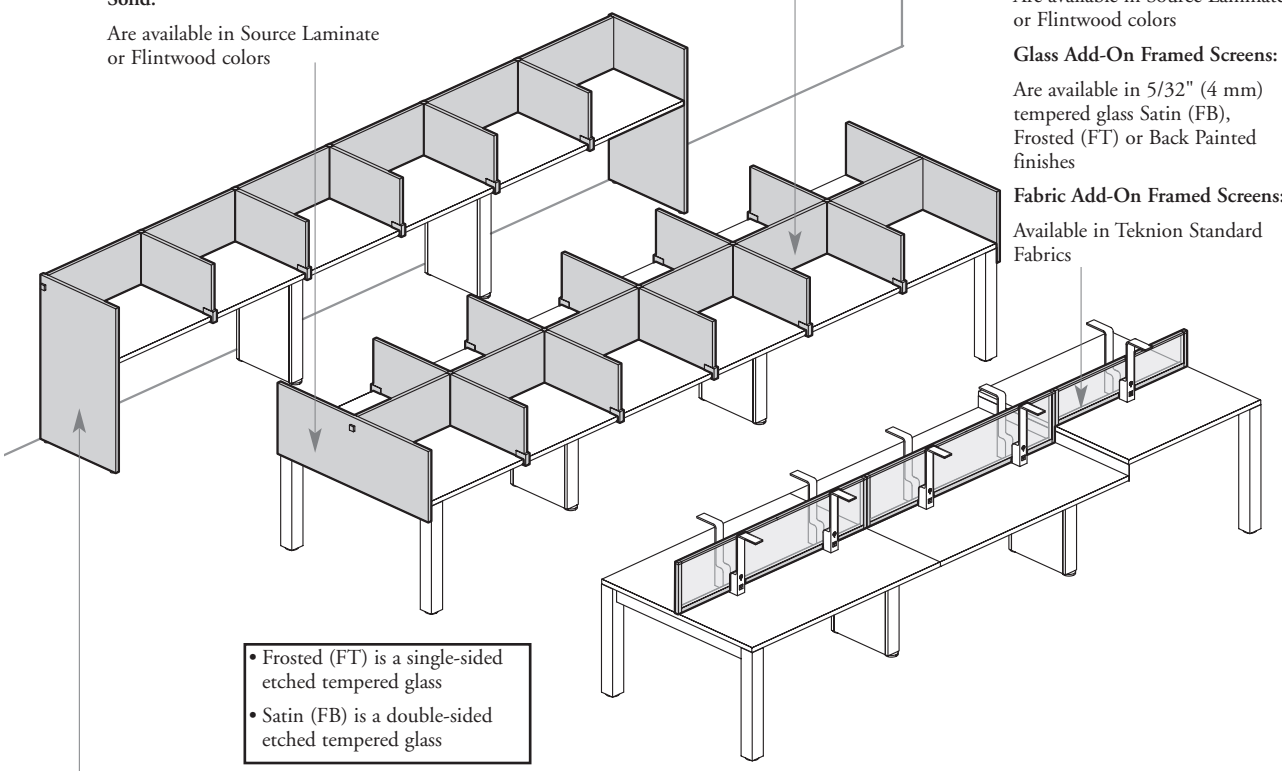

- Frosted (FT) is a single-sided etched tempered glass
- Satin (FB) is a double-sided etched tempered glass

Carrel Supporting End Screen – Solid

- Are available in Source Laminate or Flintwood colors
- Mounting Hardware are available in Foundation, Mica or Coordinate colors
- Brackets underneath worksurface are coordinated with panel finish
- Coordinate colors are solid colors that can be used to match wood prints

Coordinate Colors Finishes:

M1 Sand
M5 Maple
M6 Anigre
M7 Cherry
M8 Royal Cherry
N1 Earth
Q3 Slate
Q4 Espresso Reflect
Q6 Stainless
Q7 Walnut Cathedralgrain
Q8 Crisp Grey
Q9 Mercurial Walnut
R7 Java Walnut
R8 Urban Walnut
R9 Choice Maple
V1 Estate Cherry
VD Campus Oak
VL Flax Reflect
VV Pecan Reflect
W8 Cocoa Brown Reflect
W9 Sycamore Reflect

- See below for mounting hardware color match suggestion

Flintwood Finish		Closest Match for Metal Finish		
Code	Color	Code	Color	Finish Style
FX	Flax	VL	Flax Reflect	Coordinate
FN	Natural Pecan	VV	Pecan Reflect	Coordinate
FM	Medium Sycamore	M7*	Cherry	Coordinate
FC	Chianti	N4	Chianti	Coordinate
FD	Dark Walnut	N3	Dark Walnut	Coordinate
NR	Sierra Flint	Q7*	Walnut Cathedralgrain	Coordinate
NT	Cocoa Brown Flint	W8	Cocoa Brown Reflect	Coordinate
VA	Sycamore	W9	Sycamore Reflect	Coordinate
VB	Black Walnut	P	Espresso	Foundation
VT	Walnut Cathedralgrain	Q7	Walnut Cathedralgrain	Coordinate
VZ	Blonde Maple	N*	Nevada	Foundation
5N	White Oak	VD	Campus Oak	Coordinate
5P	Poppy Seed	Q3	Slate	Coordinate
5Q	Harvest Cherry	V1	Estate Cherry	Coordinate
5R	Earl Grey	R	Bronze	Foundation
5S	Silverwash	N1	Earth	Coordinate
5T	White Truffle	N*	Nevada	Foundation
5U	Raw Umber	Q5	Walnut Rift	Coordinate
5V	Caraway	N1	Earth	Coordinate
5W	Drift Oak	M1	Sand	Coordinate
5X	Dark Henna	R7	Java Walnut	Coordinate
5Y	Black Timber	P	Espresso	Foundation
5Z	American Walnut	Q7	Walnut Cathedralgrain	Coordinate

* This match suggestion is not close enough to be considered as tone on tone

price guide

price guide

LEARNING TABLES 39

SUPPORTS & ACCESSORIES 109

COLLABORATION TOOLS 147

STUDY TABLES 155

CARRELS & SCREENS 207

LIGTHING, ELECTRICS & COMMUNICATIONS 265

learning tables

learning tables

PRODUCT MAP 41

WORKSURFACE BASICS 42

RECTANGULAR FLIP-TOP TABLE BASICS 50

HIGH RECTANGULAR TABLE BASICS 56

RECTANGULAR INSTRUCTOR WORKSURFACE BASICS 62

INSTRUCTOR DESK BASICS 66

LECTERN PODIUM BASICS 72

PRODUCT LISTING 74

product map

T H W R Rectangular Worksurface

Page 74
Depth: 20" – 30" / Width: 36" – 84"

T H W C Connecting Trapeze Worksurface

Page 78
Depth: 20" – 30" / Width: 36" – 66"

T H W T Trapeze Worksurface

Page 80
Depth: 24" or 30" / Width: 48" – 84"

T H W D Rectangular Team Worksurface

Page 82
Depth: 30" or 36" / Width: 60" – 84"

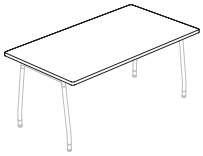

T H F R S Rectangular Flip-Top Table

Page 84
Depth: 24" or 30" / Width: 42" – 84" /
Height: 29"



T H F R G Rectangular Flip-Top Table with Glass Top

Page 88
Depth: 24" / Width: 42" – 84" /
Height: 29"

T H T S High Rectangular Table

Page 90
Depth: 24" or 30" / Width: 60" – 84" /
Height: 36" or 42"

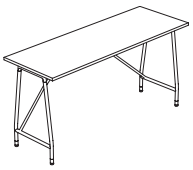

T H T D High Rectangular Team Table

Page 94
Depth: 30" or 36" / Width: 60" – 84" /
Height: 36" or 42"

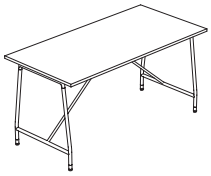

T H P R Rectangular Instructor Worksurface

Page 98
Depth: 24" or 30" / Width: 48" – 84"

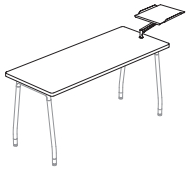

T H P D Rectangular Instructor Desk

Page 102
Depth: 24" or 30" / Width: 48" – 84"

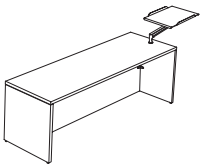

T H P T Transition Instructor Desk with Fixed Lectern

Page 104
Depth: 24" or 30" / Width: 60" – 84"

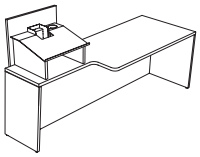

T H P L Lectern Podium

Page 106

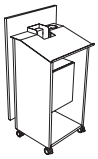

worksurface basics

The following diagrams highlight worksurface shapes, supports, linking options and accessories for Learning Tables.

- Supports, modesty panels and linking options are not included with worksurface and must be specified separately
- All dimensions are actual

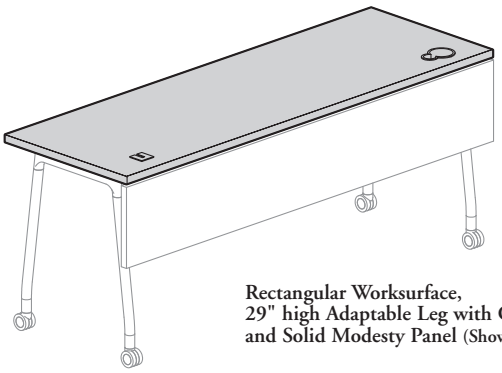

Rectangular Worksurface, 29" high Adaptable Leg with Casters and Solid Modesty Panel (Shown)

worksurface shapes & seating capacities

The following worksurfaces can be used alone or connected with other worksurfaces when applicable:

Rectangular Shapes

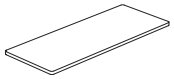

Rectanglar Worksurface (THWR)

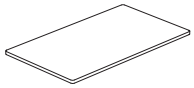

Rectangular Team Worksurface (THWD)

Trapeze Shapes

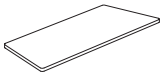

Trapeze Worksurface (THWT)

Connecting Trapeze Worksurface (THWC)

The chart below outlines the quantity of suitable seats for each table size and shape

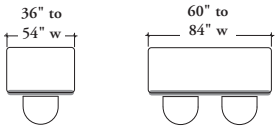

One User **Two Users**

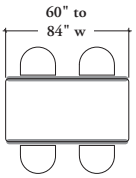

Four Users

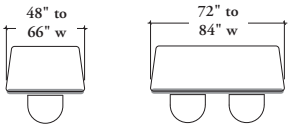

One User **Two Users**

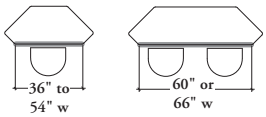

One User **Two Users**

Worksurface user edge is indicated with a shaded line

corner details

- Two corner details are available with Rectangular Worksurface:
  - Radius (Straight Trim only)
  - Standard
- The Standard corner detail is not available with Trapeze and Connecting Trapeze Worksurfaces

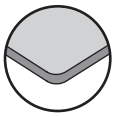

Radius (R)

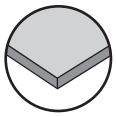

Standard (S)

For worksurface thicknesses; see page 20

For edge trim applications; see page 26

worksurface basics (continued)

support options

Worksurfaces must only be used with Adaptable Legs

- Two heights are available:
  - 29" height (Standard)
  - 33" height (ADA)
- Lockable Casters, Levelers with Glides or ADA Extension option can be specified with the leg or separately if retrofit is required
- Adaptable Legs with Casters **cannot** be specified on Connecting Trapeze Worksurface
- A Wire Manager Cover (THEML) can be specified separately and installed along leg of the Adaptable Leg to route cables under worksurface

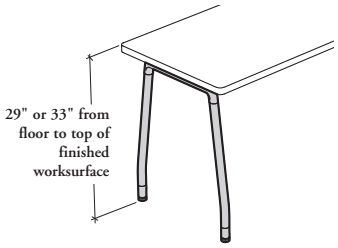

modesty panels

- Must be specified separately
- Can be specified Casual or Flush mounted

- Four modesty panels are available and are not interchangeable between them:
  - Solid or Metal Modesty Panels (THCMS, THCMM)
  - Solid or Metal Modesty Panels for Connecting Trapeze Worksurface (THCCS, THCCM)
- The Modesty Panels can be specified below a Rectangular or Trapeze Worksurface only
- Only the Modesty Panels for Connecting Trapeze Worksurface can be specified below a Connecting Trapeze Worksurface
- A modesty panel **cannot** be specified on a Rectangular Team Worksurface
- Specified width of modesty panel must equal width of worksurface

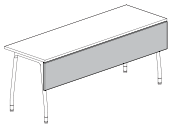

Modesty Panel

Rectangular Worksurface

Casual or Flush (Shown) Modesty Panel Style

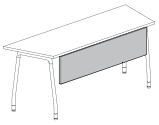

Trapeze Worksurface

Casual Modesty Panel Style only

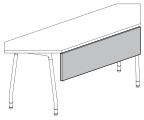

Modesty Panel for Connecting Trapeze Worksurface

Flush Modesty Panel Style only

linking options

The worksurfaces allow two linking applications: permanent or casual

- For permanent configuration, worksurfaces can be linked together using a shared Adaptable Leg or Fixed Linking Plates
- For temporary or casual applications, tables can be clustered together using the Casual Linking Devices

Permanent Applications

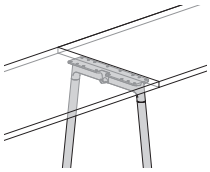

With a Shared Leg

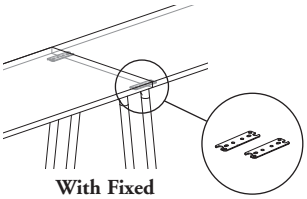

With Fixed Linking Plates

Casual Application

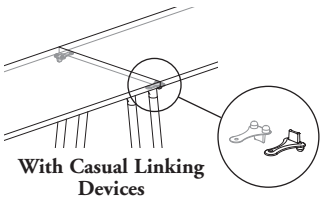

With Casual Linking Devices

For Adaptable Legs details; see page 112

For Modesty Panel details; see page 114

For worksurface linking applications; see page 118

worksurface basics (continued)

linked typical applications

- The size of room and the number of people to be seated must be considered when specifying the worksurfaces/tables for learning room
- The following examples are typical applications of learning or collaborative tables

casual or permanent linking

All worksurface shapes can be used as a standalone table or in conjunction with other shapes as follow

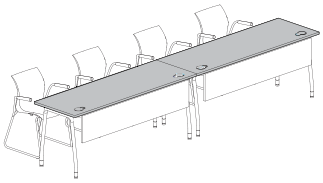

Rectangular and Rectangular Team Worksurfaces can be linked laterally, when they have the same depth

Rectangular Worksurfaces can be linked back-to-back, when they have the same width

The Connecting Trapeze Worksurface can be linked laterally only and connected in group to form a square configuration

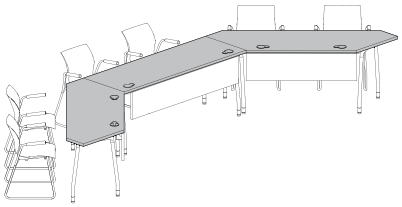

The Rectangular Worksurface can be connected with its similar or Connecting Trapeze Worksurface

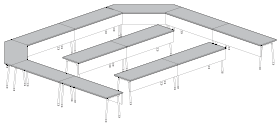

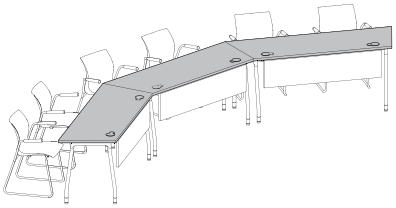

The Trapeze Worksurface can be linked laterally only, without being staggered, and the angles must be the same

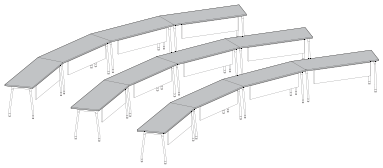

permanent linking only

Trapeze Worksurface **cannot** be linked casually when used with other worksurface shapes (must be the same depth)

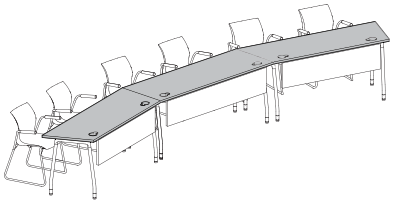

The Rectangular and Trapeze Worksurface can only be connected permanently, when they have the same depth

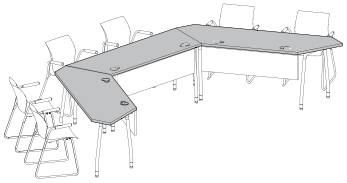

The Connecting Trapeze and Trapeze Worksurface can only be connected permanently, when they have the same depth

worksurface basics (continued)

planning with grommets & accessories

- Grommet and Accessory style should be determined at time of specification. The surface will come with pre-drilled holes to ease the installation
- The accessories can also be specified separately for on-site retrofit
- They are located along width of the worksurface and are ideally suited for single or multiple users

Rectangular Worksurface (THWR)

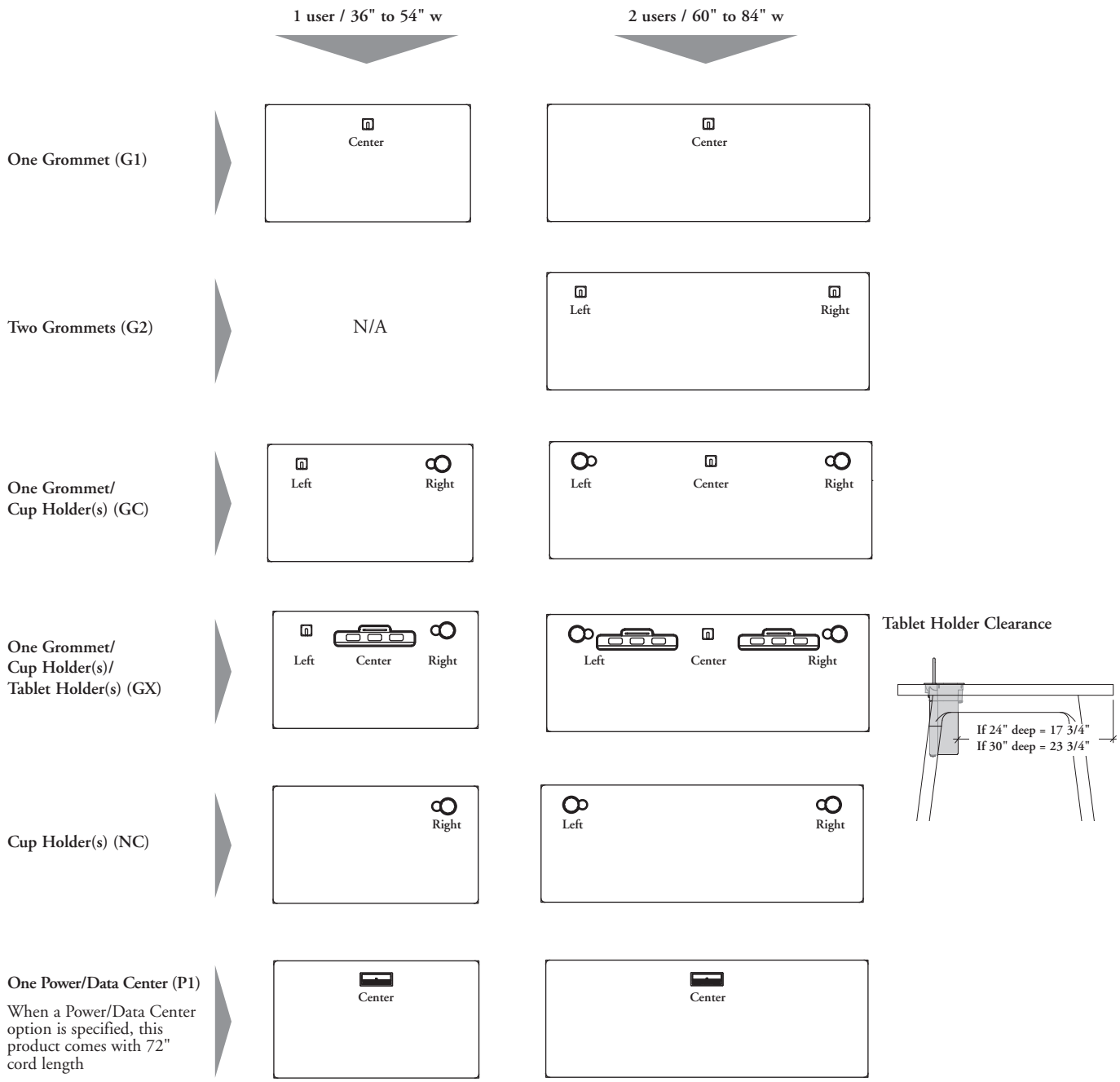

For Cup or Tablet Holder details; see page 125

For Grommet or Power Data Center details; see Lighting, Electrics & Communications section

worksurface basics (continued)

planning with grommets & accessories (continued)

Trapeze Worksurface (THWT)

Applicable to all dimensions and angles, see chart below for details and restrictions

	1 user / 48" w	1 user / 54" to 66" w	2 users / 72" to 84" w
One Grommet (G1)	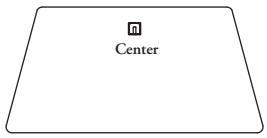	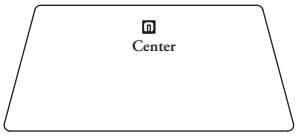	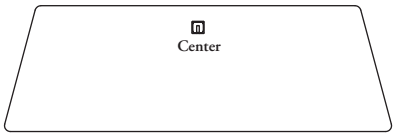
Two Grommets (G2)	N/A	N/A	
One Grommet/ Cup Holder(s) (GC)	N/A	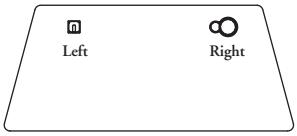	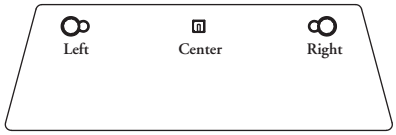
Cup Holder(s) (NC)	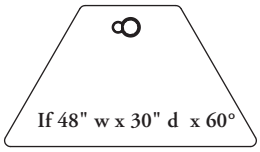		
One Power/Data Center (P1) When a Power/Data Center option is specified, this product comes with 72" cord length	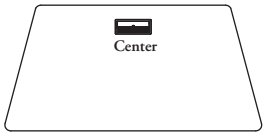	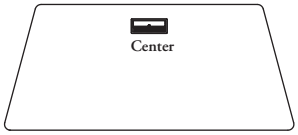	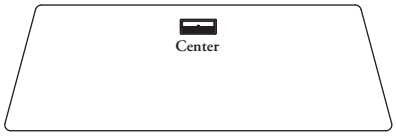

worksurface basics (continued)

planning with grommets & accessories (continued)

Connecting Trapeze Worksurface (THWC)

Applicable to all dimensions and angles, see chart below for details and restrictions

	1 user / 36" or 42" w	1 user / 48" or 54" w	2 users / 60" or 66" w
One Grommet (G1)	Center	Center	Center
Two Grommets (G2)	N/A	N/A	Left, Right
One Grommet/ Cup Holder(s) (GC)	N/A	Left, Right	Left, Center, Right
Cup Holder(s) (NC)	Center	Right	Left, Right
One Power/Data Center (P1) When a Power/Data Center option is specified, this product comes with 72" cord length	Center	Center	Center

worksurface basics (continued)

planning with grommets & accessories (continued)

Rectangular Team Worksurface (THWD)

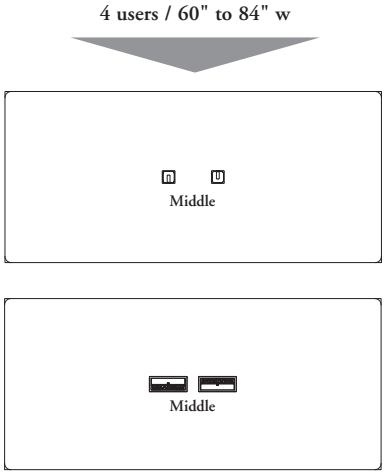

Two Grommets – Middle (GM)

Two Power/Data Center – Middle (PM)

When a Power/Data Center option is specified, this product comes with 72" cord length

laminate worksurface grain/pattern direction

- Grain direction is an important factor when planning learning configuration, if a different grain direction is required, please contact your Teknion Customer Service Representative
- The pattern direction of Laminate is **not** "centered" and grain direction can appear in different direction from side-to-side worksurface
- Shading indicates user edge

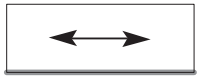

Rectangular Worksurface (THWR)

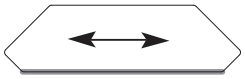

Connecting Trapeze Worksurface (THWC)

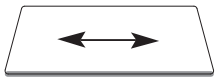

Trapeze Worksurface (THWT)

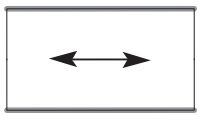

Rectangular Team Worksurface (THWD)

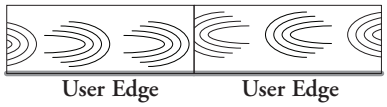

Laminate = **= Grain Direction =** 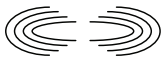

flintwood worksurface grain/pattern direction

- There is no user edge so care must be taken during installation to match grain/pattern direction
- Grain/patterns are **not** "centered" on worksurface
- Applies to Flintwood (Standard and Cathedral)

Flintwood = **= Grain Direction =**



- Grain direction will appear in the same direction, from side to side worksurface
- For Cathedral Flintwoods the grain will run from left to right fron the user's perspective

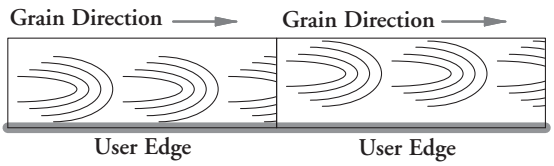

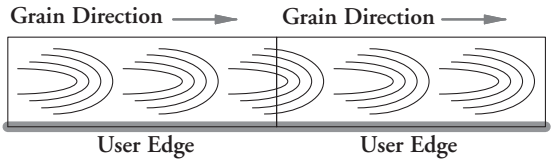

For finishes; see page 30

rectangular flip-top table basics

Thesis offered the table options can be specified for more casual use. These tables are a combination between a standard table and a whiteboard.

- The table top is available in Solid or Glass
- Tables are shipped knocked down
- Modesty Panels and Casual Linking options are not included and can be specified separately
- All dimensions are actual

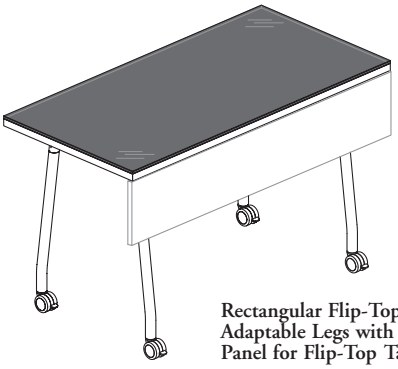

Rectangular Flip-Top Table with Glass Top, Adaptable Legs with Casters and Modesty Panel for Flip-Top Table (Shown)

worksurface shapes & seating capacities

The following tables can be used alone or connected with other Rectangular Flip-Top Tables:

Rectangular Worksurface Shapes

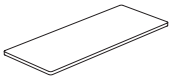

Rectanglar Flip-Top Worksurface (THFRS)

Rectangular Flip-Top Worksurface with Glass Top (THFRG)

The chart below outlines the quantity of suitable seats for each table size and shape

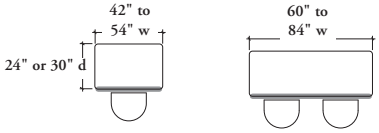

One User **Two Users**

Worksurface user edge is indicated with a shaded line

corner details

Two corner details are available:

– Radius (Straight Trim only)
– Standard

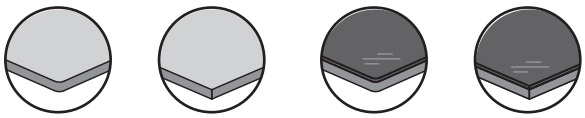

Solid Top **Glass Top**

Radius (R) **Standard (S)** **Radius (R)** **Standard (S)**

For worksurface thicknesses; see page 20

For edge trim applications; see page 26

rectangular flip-top table basics (continued)

top styles



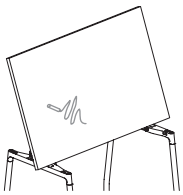

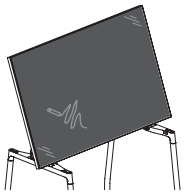

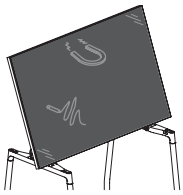

Solid Top

Laminate or Flintwood **HPL Whiteboard**

Glass Top

Non-Magnetic **Magnetic**

support options

Only the Adaptable Legs with Casters are included with Rectangular Flip-Top Tables

- Only available in 29" height
- Come with lockable casters
- Caster has a 60 mm diameter
- Casters are not recommended to be replaced by levelers
- A Wire Manager Cover (THEML) can be specified separately and installed along leg of the Adaptable Leg to route cables under worksurface
- The upper section of support **is not** equipped with Integrated Backpack Hook. However, an Underworksurface Hook (THCWH) can be specified separately
- ADA Extension Kit is not compatible

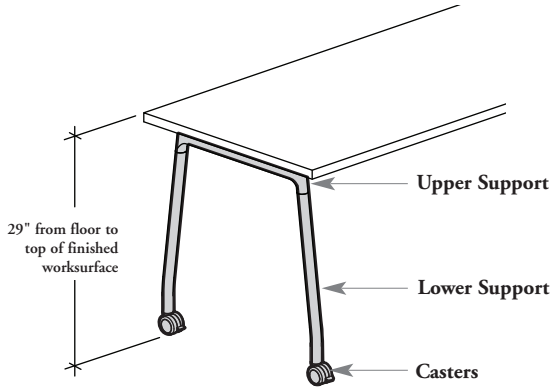

modesty panels

Must be specified separately

- Two modesty panels are available:
  - Solid or Metal Modesty Panels for Flip-Top Table (THCFS, THCFM)
- Can be specified Casual or Flush mounted on these products
- Include securing device
- Specified width of modesty panel must equal width of worksurface

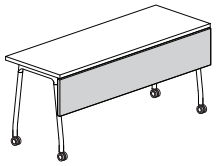

Flush Mounted Modesty Panel Style

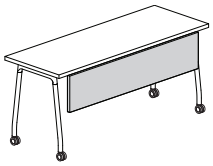

Casual Mounted Modesty Panel Style

For Modesty Panel details; see page 114

rectangular flip-top table basics (continued)

activation handle

- The worksurface of the Flip-Top Table lock in both flat and upright positions. An activation handle is standard underneath the surface at the back edge and can be operated with one hand at any point along the surface
- When a modesty panel (THCFS or THCFM) is installed, it activates the handle

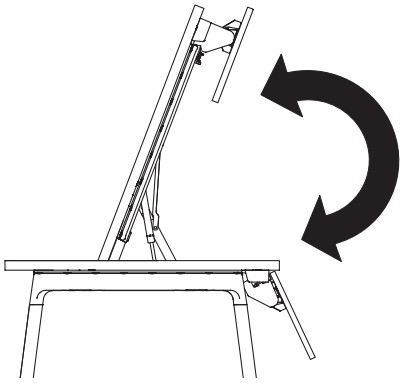

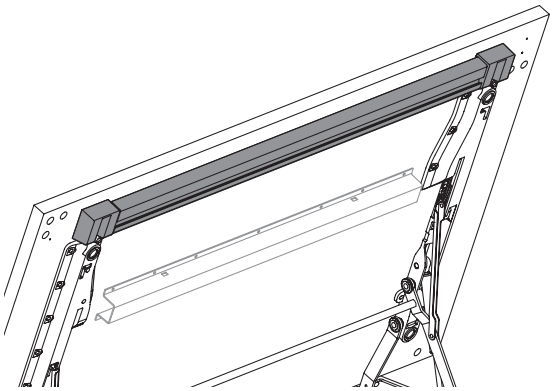

Back View

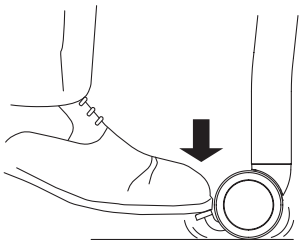

- Always lock the four casters before flip the worksurface

tables nesting

Can be nested together for storage. For example four tables 30" x 66" store in a space of 56 3/4" x 75 1/8" wide

Top View

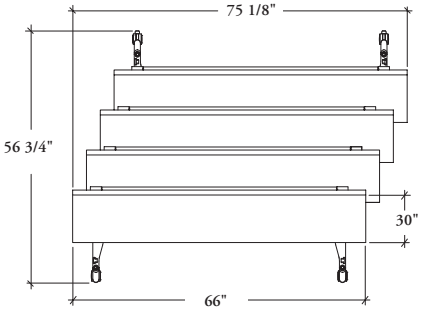

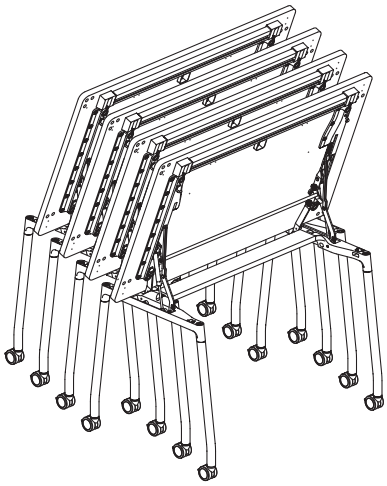

linking options

Only casual linking application is available

For temporary or casual applications, tables can be clustered together using the Casual Linking Devices

Casual Application

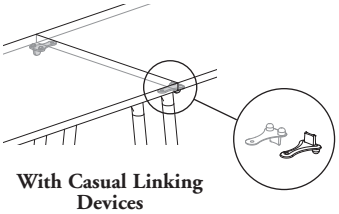

With Casual Linking Devices

For worksurface linking applications; see page 118

rectangular flip-top table basics (continued)

typical applications

- The size of room and the number of people to be seated must be considered when specifying the worksurfaces/tables for learning room
- The following examples are typical applications of learning or collaborative tables

casual linking

The Rectangular Flip-Top Tables can be used as a standalone table or in conjunction with other the same table types only

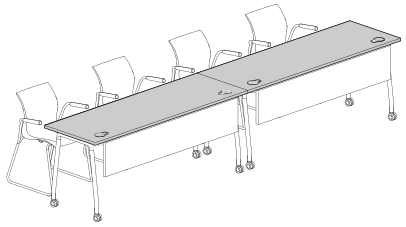

Can be linked laterally, when they have the same depth

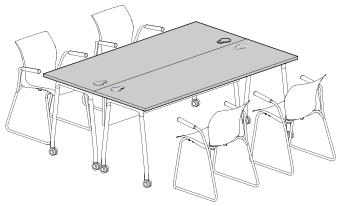

Can be linked back-to-back, when they have the same width

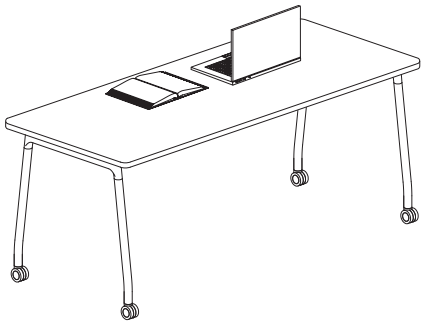

Flat Position

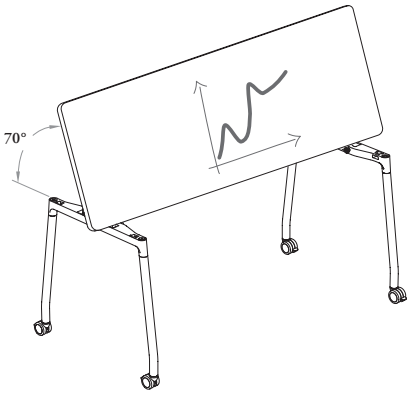

Upright Position

- Two worksurface positions are available:
  - Flat
  - Upright
- The flat position provides a conventional worksurface
- The worksurface to also lock it into a 70° position when upright position
- The activation handle must be used to unlock the mechanism in both positions
- Only HPL Whiteboard or Glass Top are compatible with dry-erase markers
- Only the magnetic glass worksurface accepts magnets (rear earth magnets are included)
- A Marker Holder for Flip-Top Table (THFTT) and a Dry-Erase Kit (THDEK) can be specified separately

rectangular flip-top table basics (continued)

planning with grommets & accessories

- Grommet and Accessory style should be determined at time of specification. The surface will come with pre-drilled holes to ease the installation
- The accessories can also be specified separately for on-site retrofit
- They are located along width of the worksurface and are ideally suited for single or multiple users

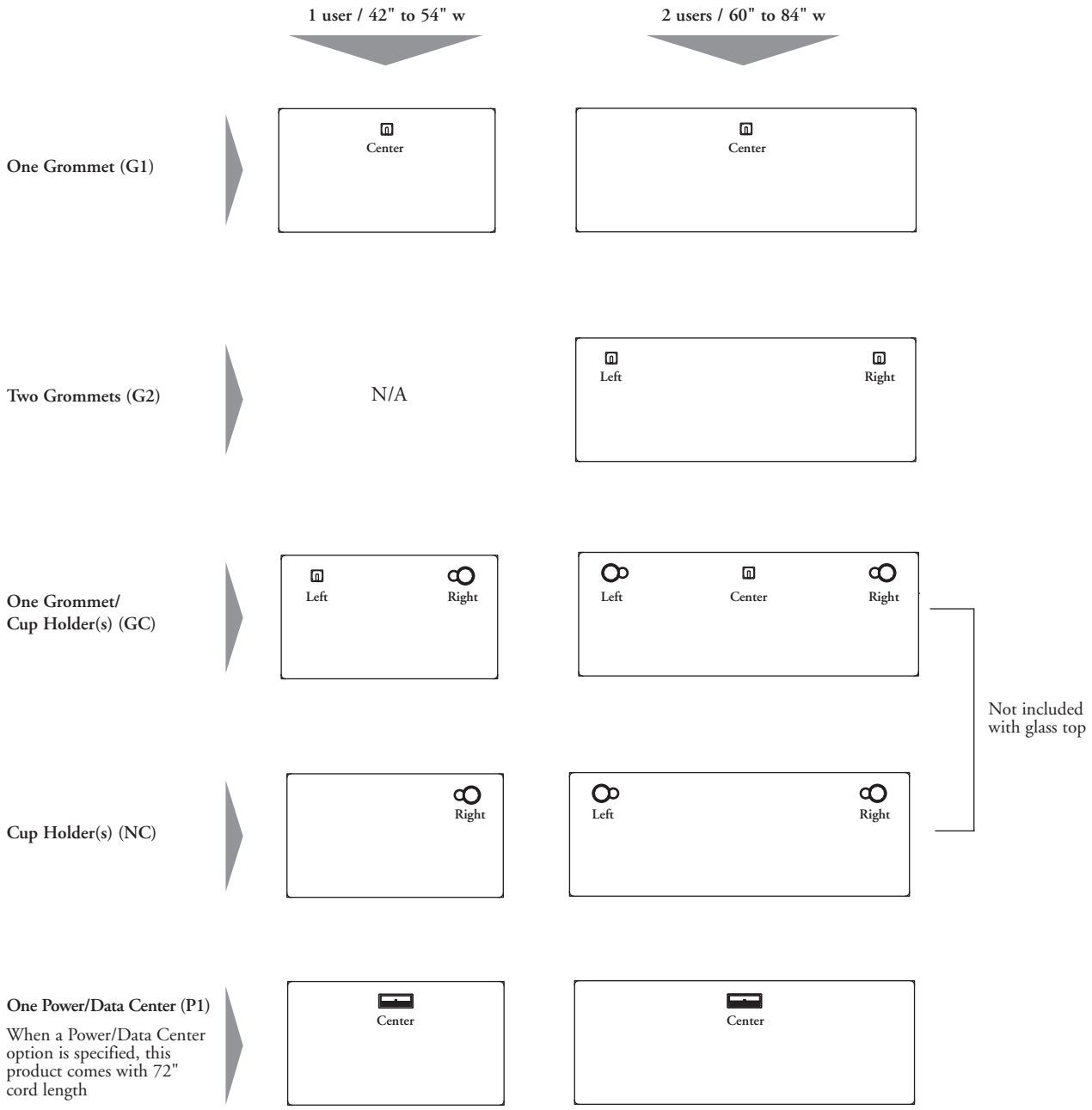

For Cup Holder details; see page 125

For Grommet or Power Data Center details; see Lighting, Electrics & Communications section

rectangular flip-top table basics (continued)

laminate worksurface grain/pattern direction

- Grain direction is an important factor when planning learning configuration, if a different grain direction is required, please contact your Teknion Customer Service Representative
- The pattern direction of Laminate is **not** "centered" and grain direction can appear in different direction from side-to-side worksurface
- Shading indicates user edge

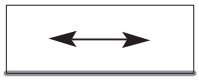

Rectangular Flip-Top Worksurface (THFRS)

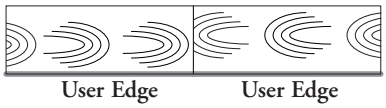

Laminate = **= Grain Direction =**

flintwood worksurface grain/pattern direction

- There is no user edge so care must be taken during installation to match grain/pattern direction
- Grain/patterns are **not** "centered" on worksurface
- Applies to Flintwood (Standard and Cathedral)

Flintwood = **= Grain Direction =**



- Grain direction will appear in the same direction, from side to side worksurface
- For Cathedral Flintwoods the grain will run from left to right fron the user's perspective

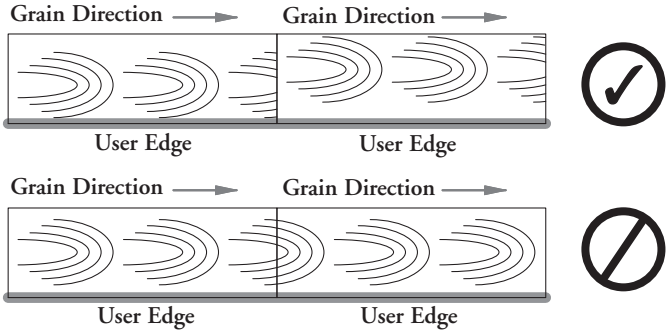

For finishes; see page 30

high rectangular table basics

High Rectangular Tables in learning room such as Laboratory facilitate students interaction at Standing height position.

- The Adaptable Legs are included with High Rectangular Table
- Linking options are not included and can be specified separately
- All dimensions are actual

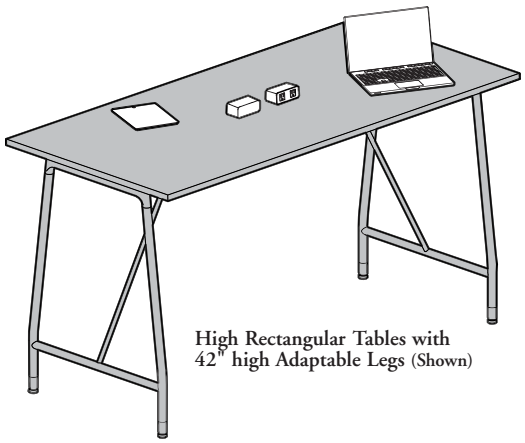

High Rectangular Tables with 42" high Adaptable Legs (Shown)

worksurface shapes & seating capacities

The following tables can be used alone or connected with another High Rectangular Table:

Rectangular Worksurface Shapes

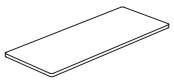

High Rectanglar Table (THTS)

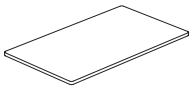

High Rectangular Team Table (THTD)

The chart below outlines the quantity of suitable seats for each table size and shape

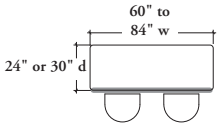

Two Users

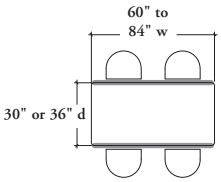

Four Users

Worksurface user edge is indicated with a shaded line

corner details

Two corner details are available:

– Radius (Straight Trim only)
– Standard

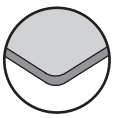

Radius (R)

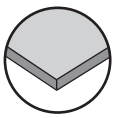

Standard (S)

For worksurface thicknesses; see page 20

For edge trim applications; see page 26

high rectangular table basics (continued)

support options

The Adaptable Legs are included with High Rectangular Table

- Two heights are available:
  - 36" or 42"
- Only levelers can be specified with this product
- **Cannot** replace the levelers by casters on this of table
- A Wire Manager Cover (THEML) can be specified separately and installed along leg of the Adaptable Leg to route cables under worksurface

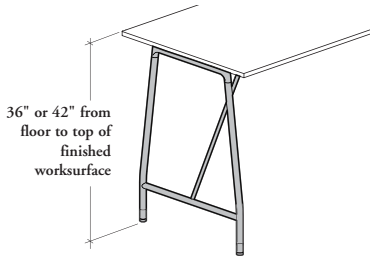

modesty panels

- Must be specified separately
- The Modesty Panels can only be specified below a single-sided High Rectangular Table (THTS)

- Two modesty panels are available:
  - Solid or Metal Modesty Panels (THCMS, THCMM)
- Can be specified Casual or Flush mounted on these products
- Specified width of modesty panel must equal width of worksurface

Casual Modesty Panel Style (Shown)

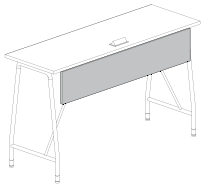

Modesty Panel under High Rectangular Table – Single-Sided (THTS)

linking options

Only permanent linking application is available

For permanent configuration, worksurfaces can be linked together using Fixed Linking Plates

Permanent Applications

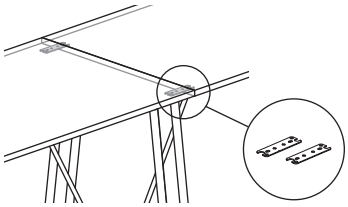

With Fixed Linking Plates

For Adaptable Legs details; see page 112

For Modesty Panel details; see page 114

For worksurface linking applications; see page 118

high rectangular table basics (continued)

typical applications

- The size of room and the number of people to be seated must be considered when specifying the tables
- The following examples illustrate typical applications of research station, laboratory learning room, café & lounge, cafeteria & dining, etc.

research station

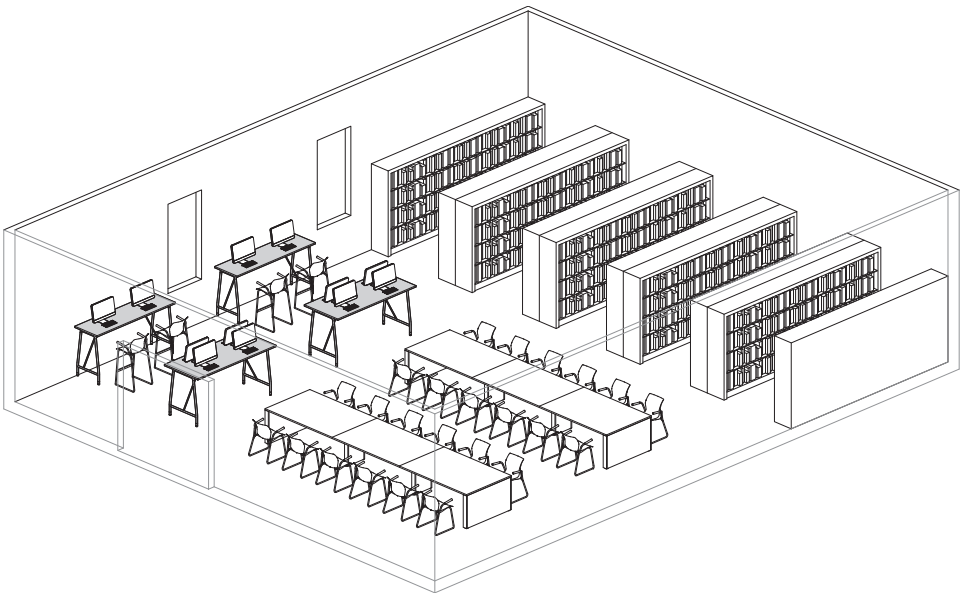

laboratory learning room

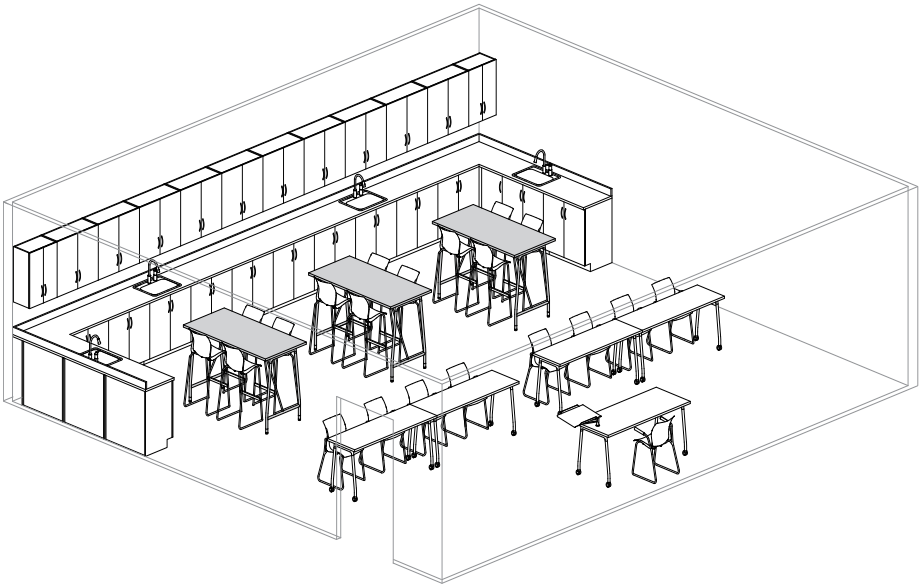

high rectangular table basics (continued)

typical applications (continued)

café & lounge

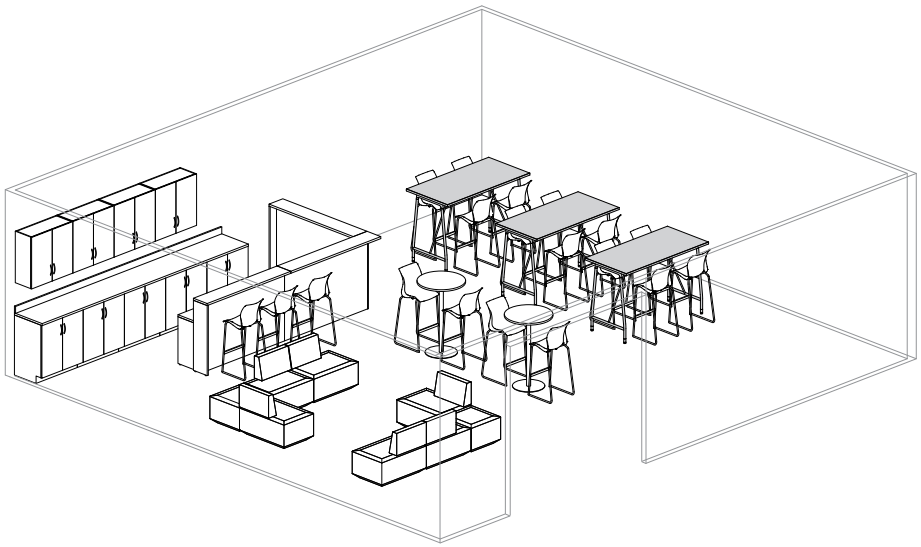

cafeteria & dining

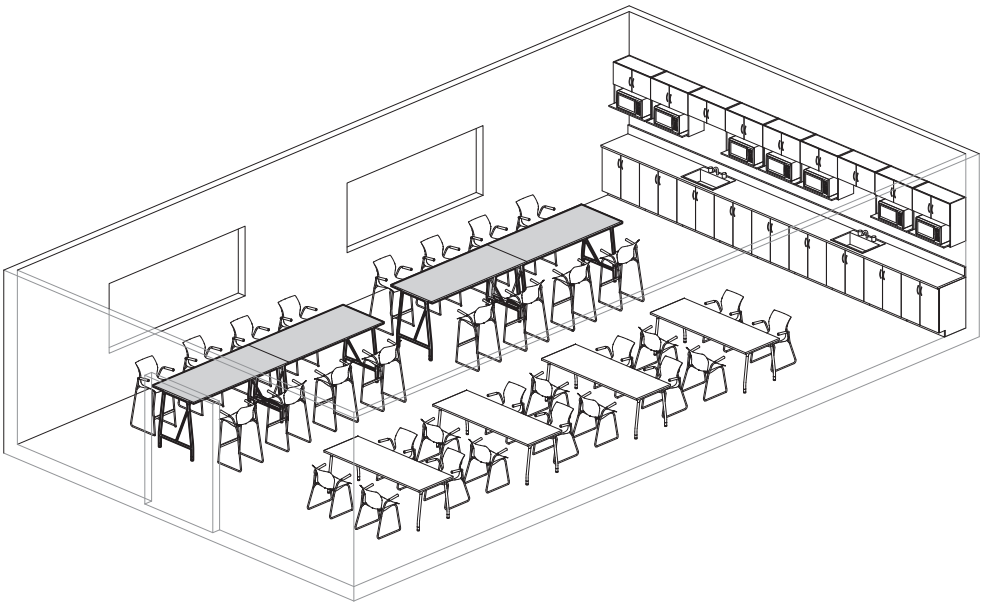

high rectangular table basics (continued)

planning with grommets & accessories

- Grommet and Accessory style should be determined at time of specification. The surface will come with pre-drilled holes to ease the installation
- The accessories can also be specified separately for on-site retrofit
- They are located along width of the worksurface and are ideally suited for single or multiple users

High Rectangular Table (THTS)

2 users / 24" or 30" d & 60" to 84" w

One Grommet (G1)

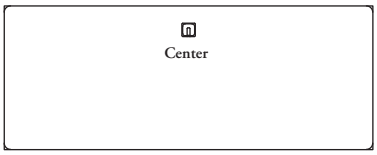

Two Grommets (G2)

One Grommet/ Cup Holder(s) (GC)

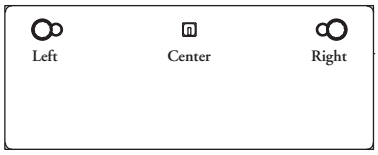

Cup Holder(s) (NC)

One Power/Data Center (P1)

When a Power/Data Center option is specified, this product comes with 120" cord length

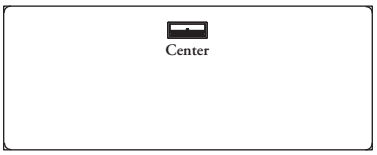

High Rectangular Team Table (THTD)

4 users / 30" or 36" d & 60" to 84" w

Two Grommets – Middle (GM)

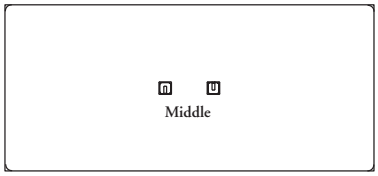

Two Power/Data Center– Middle (PM)

When a Power/Data Center option is specified, this product comes with 120" cord length

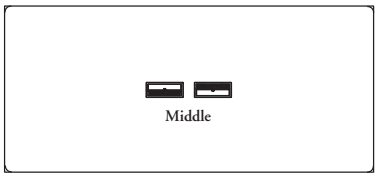

For Cup Holder details; see page 125

For Grommet or Power Data Center details; see Lighting, Electrics & Communications section

high rectangular table basics (continued)

laminate worksurface grain/pattern direction

- Grain direction is an important factor when planning learning configuration, if a different grain direction is required, please contact your Teknion Customer Service Representative
- The pattern direction of Laminate is **not** "centered" and grain direction can appear in different direction from side-to-side worksurface
- Shading indicates user edge

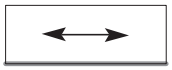

High Rectangular Worksurface (THTS)

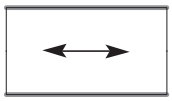

High Rectangular Team Worksurface (THTD)

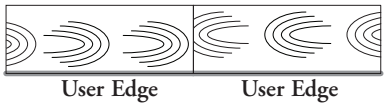

Laminate = **= Grain Direction =** 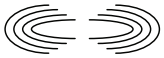

flintwood worksurface grain/pattern direction

- There is no user edge so care must be taken during installation to match grain/pattern direction
- Grain/patterns are **not** "centered" and do not continue over multiple tables
- Applies to Flintwood (Standard and Cathedral)

- Grain direction will appear in the same direction, from side to side worksurface
- For Cathedral Flintwoods the grain will run from left to right front the user's perspective

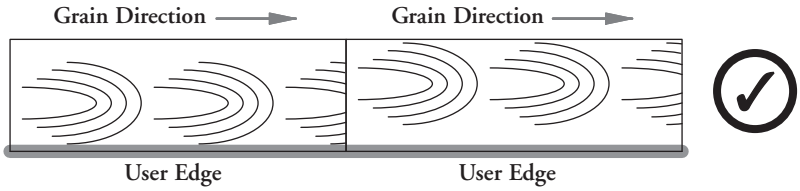

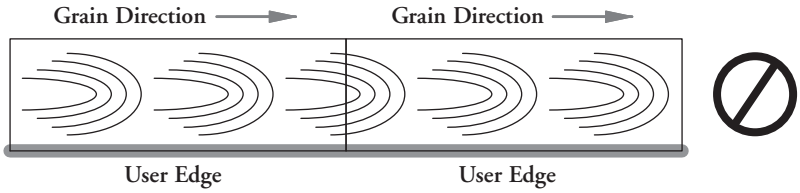

Flintwood = **= Grain Direction =**

For finishes; see page 30

rectangular instructor worksurface basics

This table gives a worksurface to the instructor and can be acessorised with pivoting lectern.

- Supports, modesty panels and linking options are not included with worksurface and can be specified separately
- All dimensions are actual

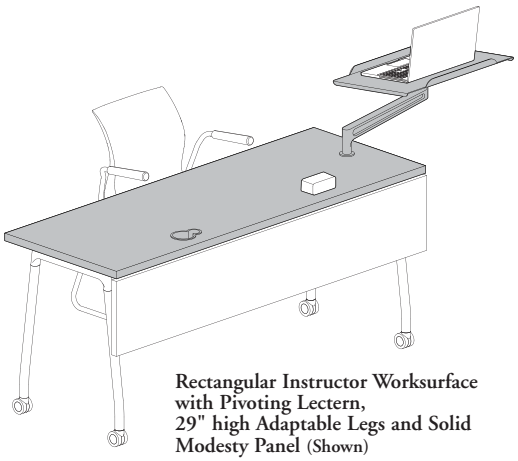

Rectangular Instructor Worksurface with Pivoting Lectern, 29" high Adaptable Legs and Solid Modesty Panel (Shown)

worksurface shapes

The following worksurface must be used alone:

Rectangular Shape

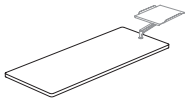

Rectanglar Instructor Worksurface (THPR)

corner details

Two corner details are available:

– Radius (R) (Straight Trim only)
– Standard (S)

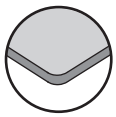

Radius (R)

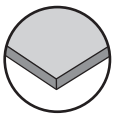

Standard (S)

pivoting lectern details

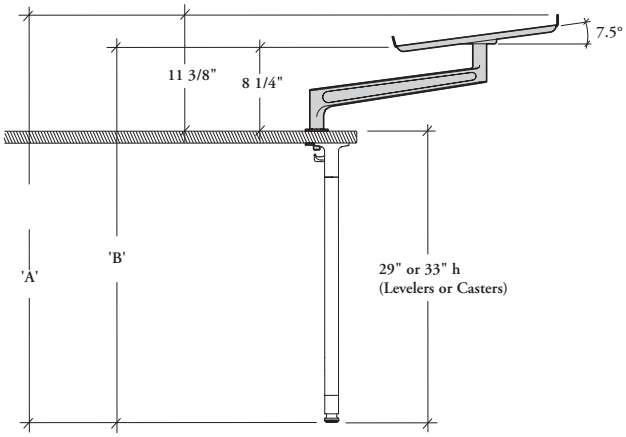

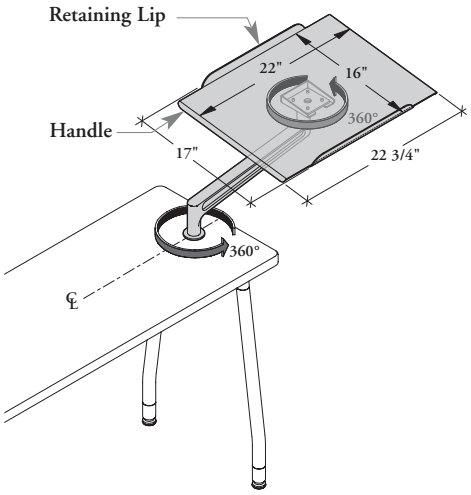

Thickness	D (1")		M (1 3/16")	
Height	29"	33"	29"	33"
'A'	40 1/4"	44 1/4"	40 3/8"	44 3/8"
'B'	37 1/8"	41 1/8"	37 1/4"	41 1/4"

For worksurface thicknesses; see page 20

For edge trim applications; see page 26

rectangular instructor worksurface basics (continued)

pivoting lectern

- The Pivoting Lectern can be specified as an option on worksurface. The surface will come with pre-drilled holes to ease the installation
- Three configurations are available:
  - Left (L)
  - Right (R)
  - None (N)
- Can support up to 25 lbs maximum

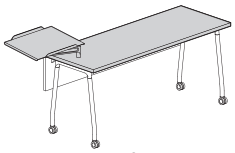

Left Configuration (L)

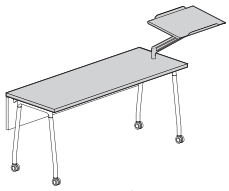

Right Configuration (R)

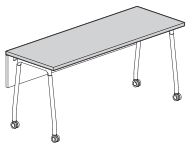

None Configuration (N)

working positions

The Pivoting Lectern allows three working positions shown below:

Stool Seated
(Bar Height)

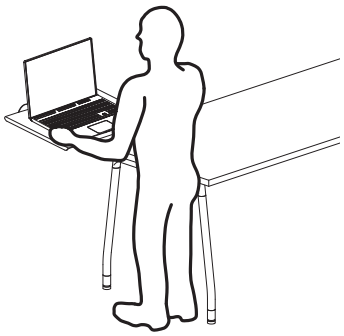

Standing

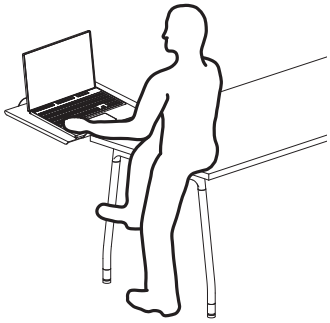

Perched

support options

Worksurfaces must only be used with Adaptable Legs

- Two heights are available:
  - 29" height (Standard)
  - 33" height (ADA)
- Lockable Casters, Levelers with Glides or ADA Extension option can be specified with this product
- A Wire Manager Cover (THEML) can be specified separately and installed along leg of the Adaptable Leg to route cables under worksurface

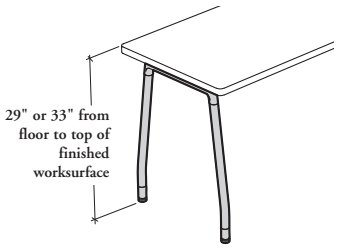

modesty panels

Must be specified separately

- Two modesty panels are available:
  - Solid or Metal Modesty Panels (THCLA, THCMM)
- Can be specified Casual or Flush-Mounted
- Specified width of modesty panel must equal width of worksurface

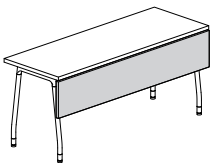

Flush-Mounted Modesty Panel Style

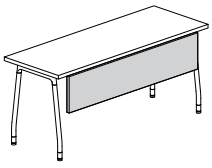

Casual-Mounted Modesty Panel Style

For Adaptable Legs details; see page 112

For Modesty Panel details; see page 114

rectangular instructor worksurface basics (continued)

planning with grommets & accessories

- Grommet and Accessory style should be determined at time of specification. The surface will come with pre-drilled holes to ease the installation
- The accessories can also be specified separately for on-site retrofit
- They are located along width of the worksurface and are ideally suited for single or multiple users

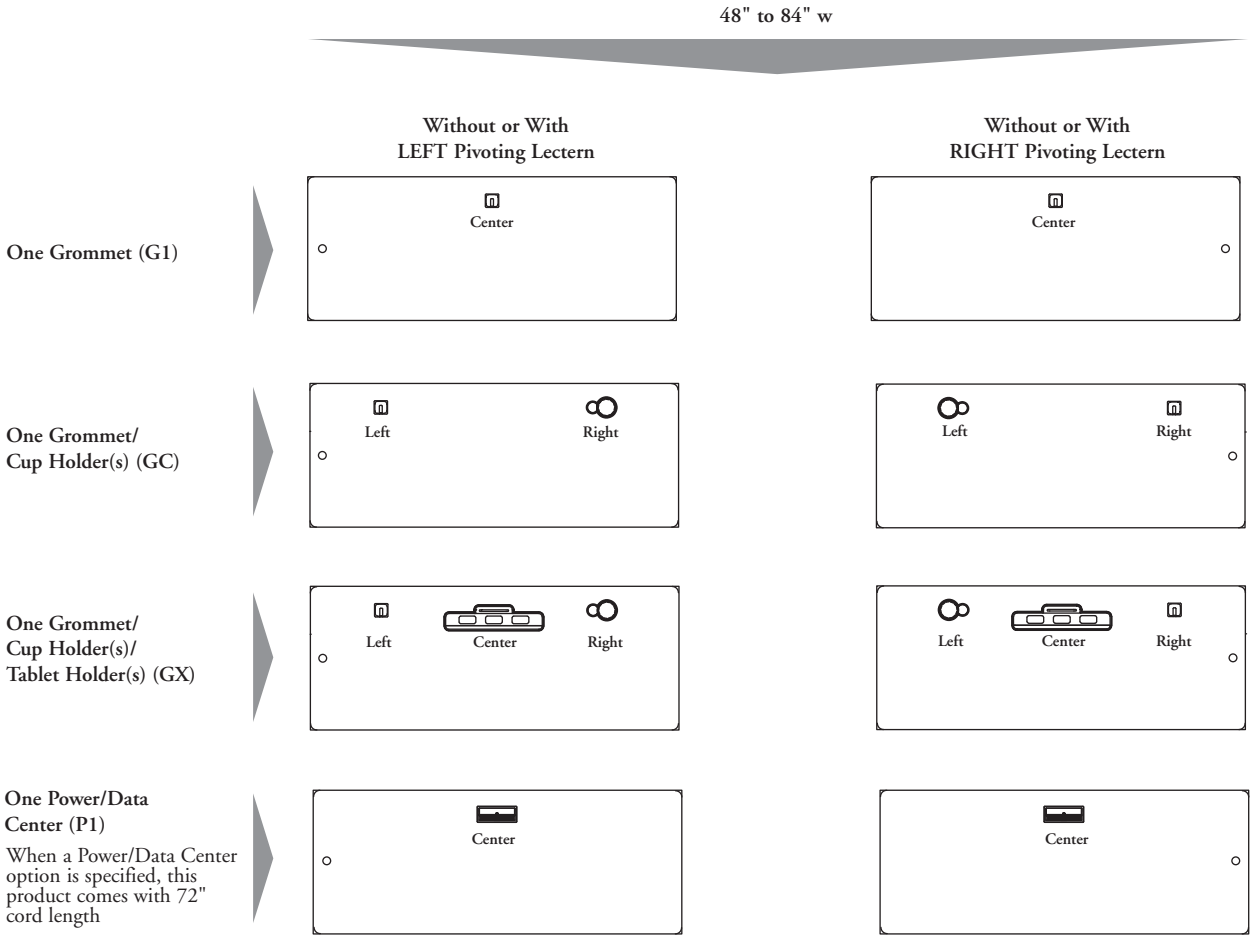

Tablet Holder Clearance

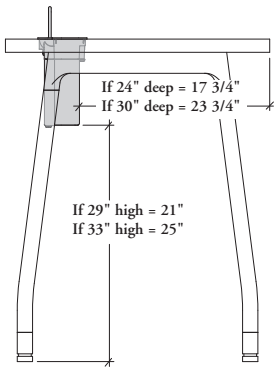

For Cup or Tablet Holder details; see page 125

For Grommet or Power Data Center details; see Lighting, Electrics & Communications section

rectangular instructor worksurface basics (continued)

laminate worksurface grain/pattern direction

- Grain direction is an important factor when planning learning configuration, if a different grain direction is required, please contact your Teknion Customer Service Representative
- The pattern/grain direction of Laminate are **not** "centered"
- Shading indicates user edge

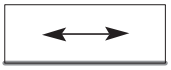

Rectangular Instructor Worksurface (THPR)

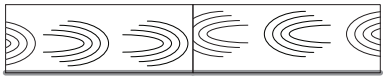

Laminate = **= Grain Direction =** 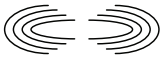

flintwood worksurface grain/pattern direction

- There is no user edge so care must be taken during installation to match grain/pattern direction
- Grain/patterns are **not** "centered" and do not continue over multiple tables
- Applies to Flintwood (Standard and Cathedral)

- Grain direction will appear in the same direction, from side to side worksurface
- For Cathedral Flintwoods the grain will run from left to right front the user's perspective

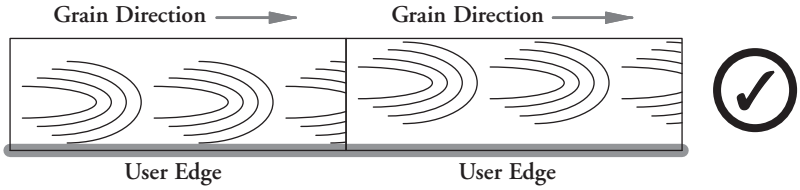

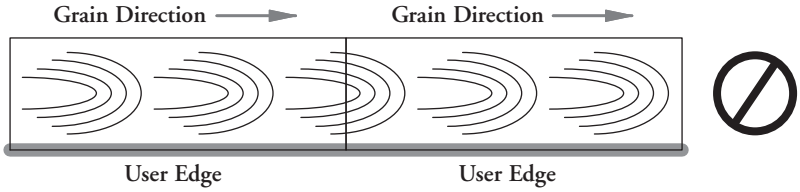

Flintwood = **= Grain Direction =**

For finishes; see page 30

instructor desk basics

The instructor table or desk is the central piece of a learning room to create different dynamic including discussion, groupwork and technology interaction.

All dimensions are actual

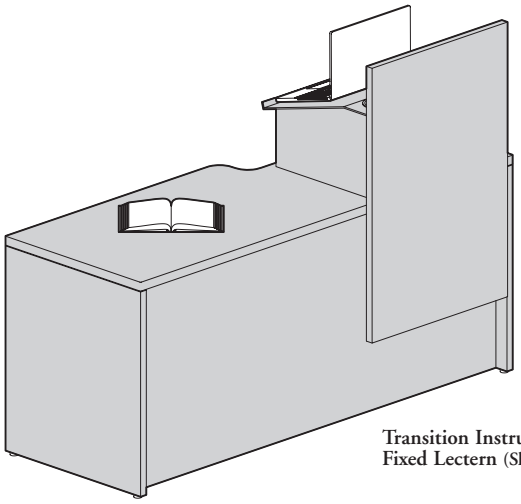

Transition Instructor Desk with Fixed Lectern (Shown)

- Desks are shipped knock down
- The following desks can only be used alone:

The desks come with a worksurface, two full gables and a full-height modesty panel

Rectangular Desk Shape

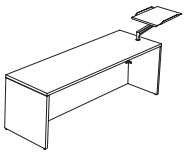

Rectanglar Instructor Desk (THPD)

Transition Desk Shape

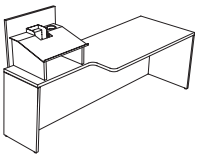

Transition Instructor Desk with Fixed Lectern (THPT)

recessed modesty panel

- Only available in full-height
- No grommet on modesty panels

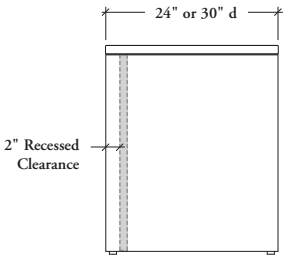

Recessed Clearance

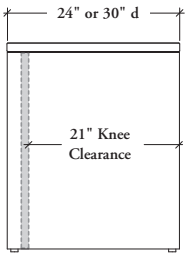

Knee Clearance

instructor desk basics (continued)

pivoting lectern

- The Pivoting Lectern can be specified as an option on Rectangular Instructor Desk (THPD) only. The surface will come with pre-drilled holes for easy installation
- Three configurations are available:
  - Left (L)
  - Right (R)
  - None (N)
- Can support up to 150 lbs maximum

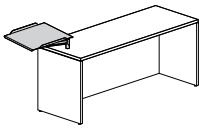

Left Configuration (L)

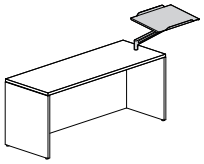

Right Configuration (R)

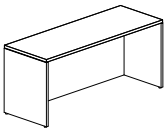

None Configuration (N)

fixed lectern

- Only included with Transition Instructor Desk (THPT) and gives a freestanding worksurface to the instructor presentation
- Two configurations are available:
  - Left (L)
  - Right (R)
- The worksurface comes with an Elliptical Grommet under the fixed lectern
- The 8" opening between worksurface top and metal shelf can accommodate laptop, tablet, paper, etc.
- The case is shipped assembled and only the front panel must be installed on-site.

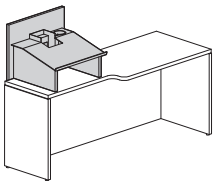

Left Configuration (L)

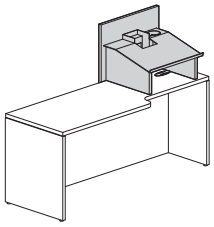

Right Configuration (R)

- When a Fixed Lectern is mounted on Transition Instructor Desk, the Fixed Lectern is 28" wide

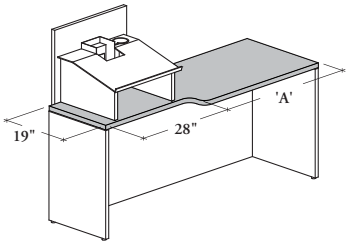

Width	Work. Space ('A')
60"	32"
66"	38"
72"	44"
78"	50"
84"	56"

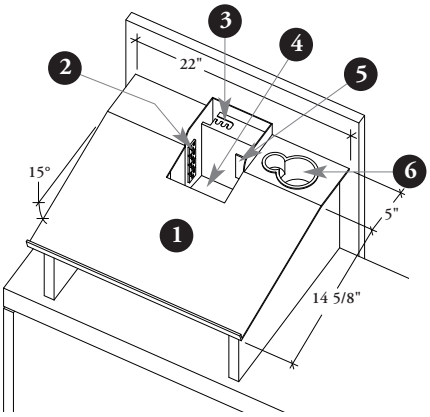

- The lectern comes with following components:

1. A shelf
2. An Underworksurface Plug-In Power Bar with 180" cord length always positioned to left side and the power bar can be removed easily and without tool using two knobs
3. Three wire management slots
4. Storage space for excess cable
5. Data Box with Blank Data Faceplate
6. A Cup Holder (positioned on the right side)

For Pivoting Lectern details; see page 62

instructor desk basics (continued)

planning with grommets & accessories

- Grommet and Accessory style should be determined at time of specification. The surface will come with pre-drilled holes to ease the installation
- The accessories can also be specified separately for on-site retrofit
- They are located along width of the worksurface and are ideally suited for single or multiple users

Rectangular Instructor Desk (THPD)

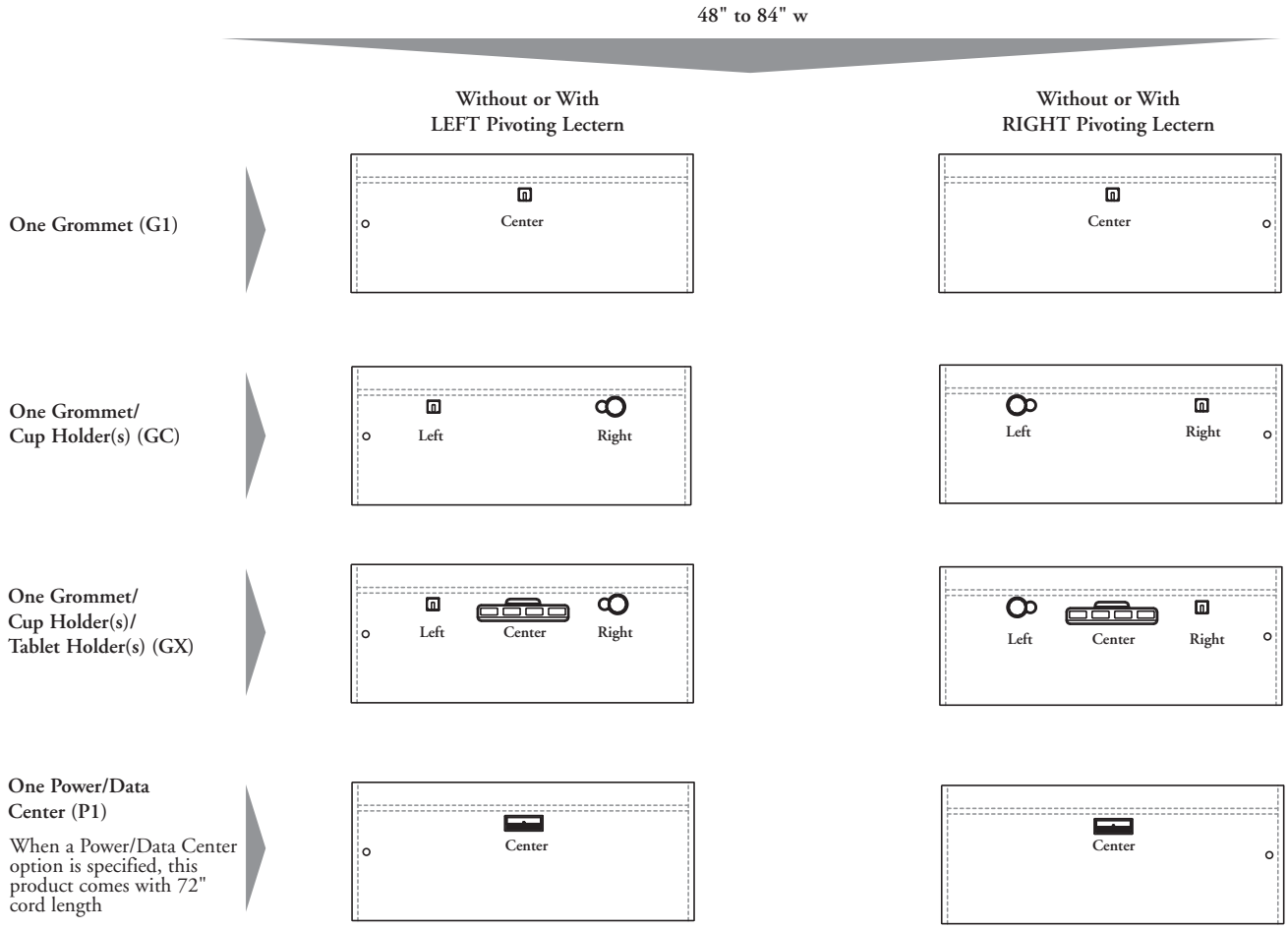

Tablet Holder Clearance

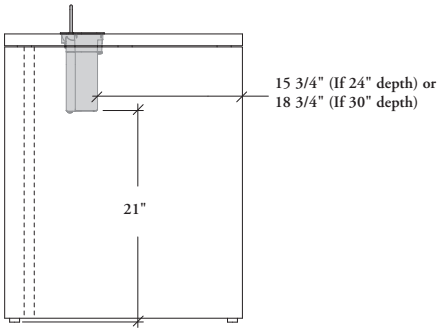

For Cup or Tablet Holder details; see page 125

For Grommet or Power Data Center details; see Lighting, Electrics & Communications section

instructor desk basics (continued)

Transition Instructor Desk with Fixed Lectern (THPT)

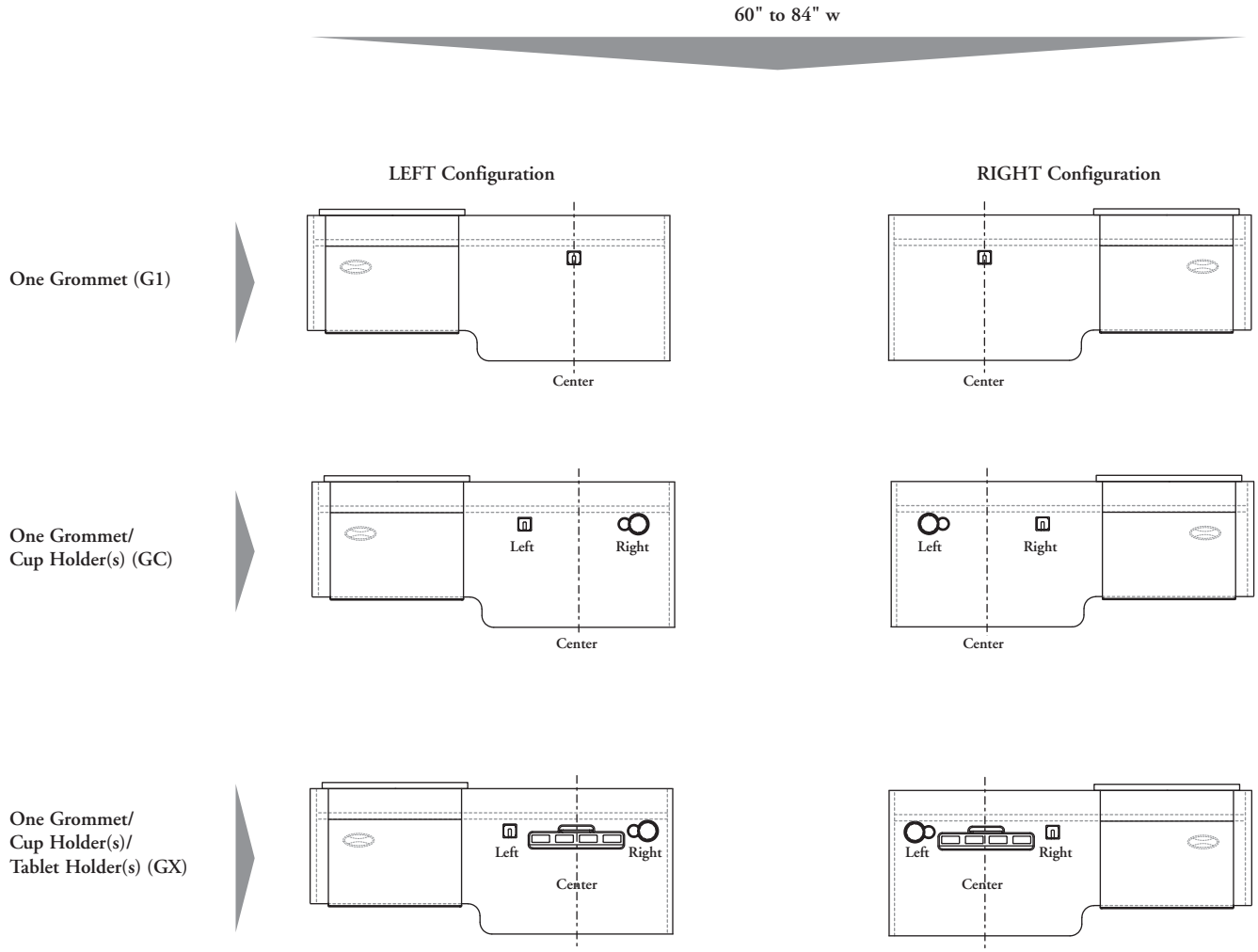

instructor desk basics (continued)

laminate surface grain/pattern direction

- Grain direction is an important factor when planning learning configuration, if a different grain direction is required, please contact your Teknion Customer Service Representative
- The pattern/grain direction of Laminate are **not** "centered"
- Shading indicates user edge

Rectangular Instructor Desk (THPD)

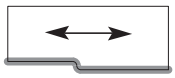

Transition Instructor Desk with Fixed Lectern (THPT)

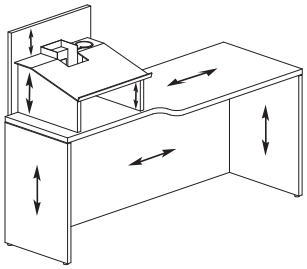

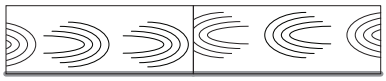

Laminate = **= Grain Direction =**

flintwood surface grain/pattern direction

- There is no user edge so care must be taken during installation to match grain/pattern direction
- Grain/patterns are **not** "centered"
- Applies to Flintwood (Standard and Cathedral)



Grain Direction

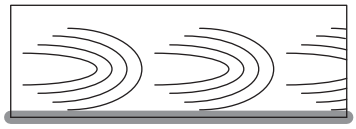

User Edge

For Cathedral Flintwoods the grain will run from left to right front the user's perspective

Left Handed

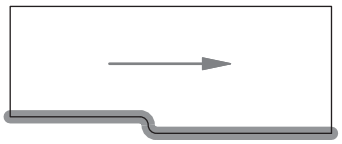

User Edge

Right Handed

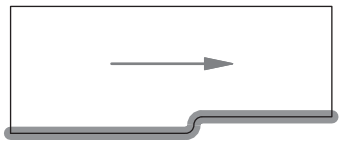

User Edge

Regardless of worksurface handedness, grain direction from left to right fom the user's perspective

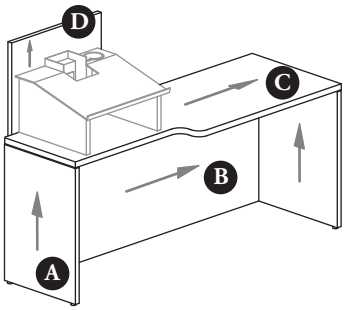

- Grain direction on Supports and Modesty Panel is always vertical
- For Cathedral Flintwoods the grain runs from bottom to top
- There is no matching grain across Support (A), Modesty Panel (B), Worksurface (C) and Front Fixed Lectern (D)

Flintwood = **= Grain Direction =**

For finishes; see page 30

lectern podium basics

This product gives a worksurface and storage to the instructor.

- The Lectern Podium comes fully assembled, except the front panel
- All dimensions are actual

- Two configurations are available:
  - Mobile (M)
  - Stationary (S)
- The mobile configuration comes with four lockable casters
- The levelers or casters **cannot** be interchanged
- Leveling range is 3 1/2"

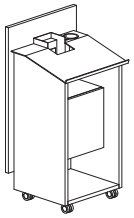

Mobile (M)

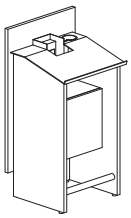

Stationary (S)

lectern podium anatomy

Lectern Top

The lectern comes with following components:

1. A shelf
2. An Underworksurface Plug-In Power Bar with 180" cord length always positioned to left side and the power bar can be removed easily and without tool using two knobs
3. Three wire management slots
4. Storage space for excess cable
5. Data Box with Blank Data Faceplate
6. A Cup Holder (positioned on the right side)

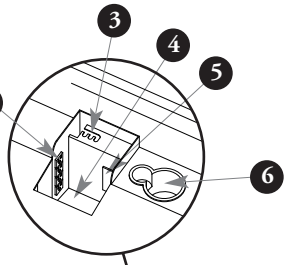

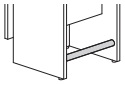

Footrest

- Only available with Stationary Configuration
- Footrest tube is 1 3/8" diameter

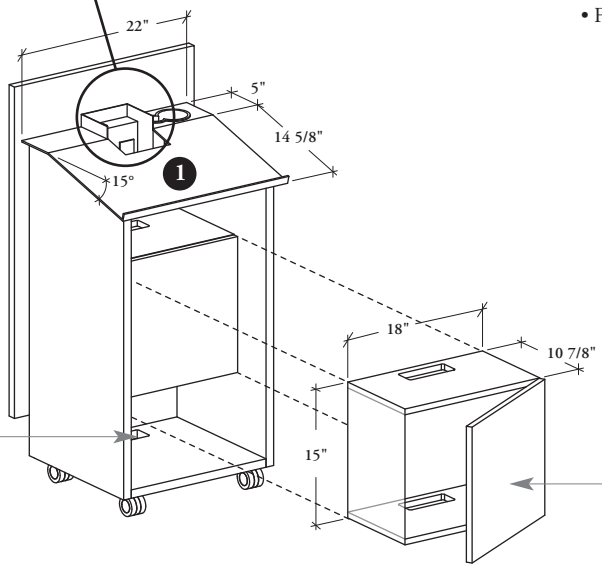

Cable Pass-Through

Routes power bar cable to power source

Storage

The door comes with no lock and no touch latch

lectern podium basics (continued)

lectern finishes

Edges of all Solid components are protected with a solid plastic edge

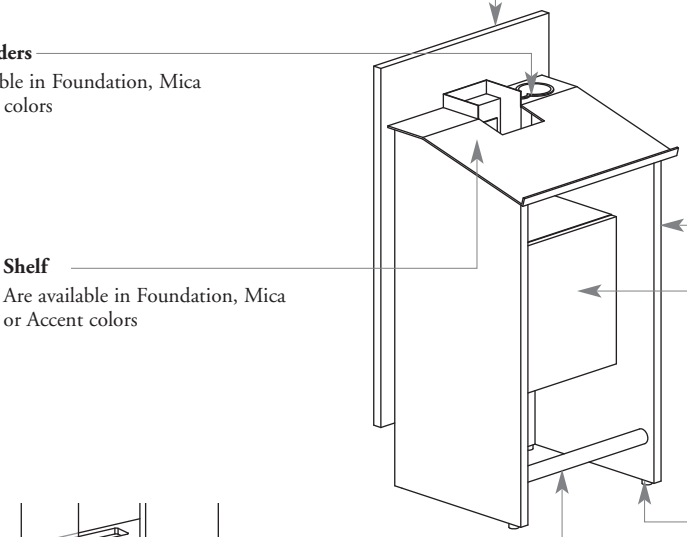

grain direction

Only vertical grain direction is available

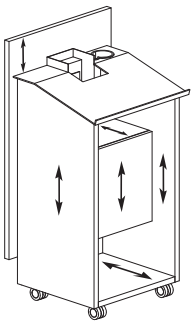

Mobile (S)

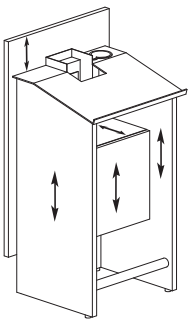

Stationary (S)

Xpress

T H W R
Rectangular Worksurface

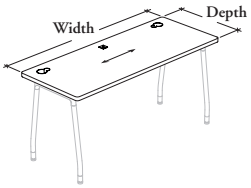

Adaptable Legs (S)

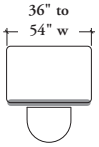

One User

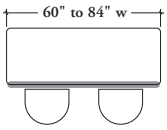

Two Users

This worksurface is designed for use in freestanding or linked applications.

WHAT'S INCLUDED
1 worksurface, reinforcing bar(s) (if applicable), power/data center, grommet(s), cup holder(s) and/or tablet holder(s) (if specified), and mounting hardware.

WHAT'S EXCLUDED
Adaptable Legs, Modesty Panel, Casual Linking Device and Fixed Linking Plates.

NOTES
The number and location of grommets/accessories vary, refer Application Guide for details.

The Accessory Finish option is available with Grommet/Accessory Styles (G1, G2, GC, GX and NC) only.

Not all finishes, corner details and edge trim styles are available in Xpress, Please see Xpress catalogue and/or specification software for details.

PRODUCT OPTIONS

Worksurface Thickness	Depth	Width	Grommet/Accessory Style	Support Configuration	Edge Trim Style	Edge Trim Finish	Accessory Finish (If Applicable)
D 1" **M** 1 3/16"	20, 24, 30	36, 42, 48, 54, 60, 66, 72, 78, 84	**G1** One Grommet **G2** Two Grommets **GC** One Grommet/Cup Holder(s) (Shown) **GX** One Grommet/Cup Holder(s)/ Tablet Holder(s) **NC** Cup Holder(s) **P1** One Power/Data Center **NA** None	**S** Adaptable Legs (Shown) **Worksurface Finish** Source Laminate Foundation Laminate Flintwood	**2** Bullnose Trim **6** Straight Trim **9** Flintwood Flat Trim **Corner Detail** **R** Radius (for trim style 6 or 9) (Shown) **S** Standard	Edge Trim Colors (for trim style 2 or 6)	Foundation Mica Accent **Power/Data Center Finish (If Applicable)** **B** Soft Gris **E** Ebony

SAMPLE ORDER CODE

THWR M	24	78	GX	S	LW	6	R	ST	Q	

DIMENSIONS INCHES / MM

PRICING

D	W	GROMMET/ACCESSORY STYLE: Grommet/None (G1/NA)	Two Grommets (G2)	Grommet/Cup Holder(s) (GC/NC)	Grommet/Cup Holder(s)/ Tablet Holder(s) (GX)	Power/Data Center (P1)
1" (D)						
SOURCE LAMINATE						
		Straight Trim (6)	Straight Trim (6)	Straight Trim (6)	Straight Trim (6)	Straight Trim (6)
20 / 508	36 / 914	170	n/a	197	n/a	375
20 / 508	42 / 1067	197	n/a	225	n/a	403
20 / 508	48 / 1219	272	n/a	299	n/a	477
20 / 508	54 / 1372	297	n/a	325	n/a	502
20 / 508	60 / 1524	324	324	379	n/a	529
20 / 508	66 / 1676	344	344	400	n/a	549
20 / 508	72 / 1829	446	446	501	n/a	651
20 / 508	78 / 1981	479	479	534	n/a	684
20 / 508	84 / 2134	522	522	578	n/a	728
24 / 610	36 / 914	196	n/a	224	501	402
24 / 610	42 / 1067	229	n/a	257	534	435
24 / 610	48 / 1219	311	n/a	338	615	515
24 / 610	54 / 1372	343	n/a	371	647	548
24 / 610	60 / 1524	368	368	423	978	573
24 / 610	66 / 1676	393	393	449	1004	599
24 / 610	72 / 1829	496	496	551	1105	701
24 / 610	78 / 1981	533	533	589	1143	738
24 / 610	84 / 2134	582	582	638	1192	788

Pricing is continued on the following page.

Xpress

THWR
Rectangular Worksurface (Continued)

DIMENSIONS INCHES / MM — **PRICING**

GROMMET/ACCESSORY STYLE

D	W	Grommet/None (G1/NA)	Two Grommets (G2)	Grommet/Cup Holder(s) (GC/NC)	Grommet/Cup Holder(s)/ Tablet Holder(s) (GX)	Power/Data Center (P1)
		1" (D) (CONTINUED)				
		SOURCE LAMINATE				
		Straight Trim (6)	Straight Trim (6)	Straight Trim (6)	Straight Trim (6)	Straight Trim (6)
30 / 762	36 / 914	233	n/a	261	538	438
30 / 762	42 / 1067	272	n/a	299	576	477
30 / 762	48 / 1219	357	n/a	385	662	562
30 / 762	54 / 1372	398	n/a	425	703	603
30 / 762	60 / 1524	433	433	487	1042	638
30 / 762	66 / 1676	467	467	522	1076	672
30 / 762	72 / 1829	573	573	629	1183	778
30 / 762	78 / 1981	616	616	672	1226	822
30 / 762	84 / 2134	673	673	729	1282	879

D	W	1 3/16" (M)									
		FOUNDATION LAMINATE									
		Straight Trim (6)	Bullnose Trim (2)	Straight Trim (6)	Bullnose Trim (2)	Straight Trim (6)	Bullnose Trim (2)	Straight Trim (6)	Bullnose Trim (2)	Straight Trim (6)	Bullnose Trim (2)
20 / 508	36 / 914	221	242	n/a	n/a	249	270	n/a	n/a	426	447
20 / 508	42 / 1067	255	278	n/a	n/a	283	306	n/a	n/a	461	483
20 / 508	48 / 1219	294	320	n/a	n/a	322	348	n/a	n/a	499	526
20 / 508	54 / 1372	327	357	n/a	n/a	355	385	n/a	n/a	532	562
20 / 508	60 / 1524	409	442	409	442	465	498	n/a	n/a	614	647
20 / 508	66 / 1676	446	482	446	482	501	538	n/a	n/a	651	687
20 / 508	72 / 1829	494	533	494	533	549	589	n/a	n/a	699	738
20 / 508	78 / 1981	531	574	531	574	587	630	n/a	n/a	736	779
20 / 508	84 / 2134	642	689	642	689	698	743	n/a	n/a	848	893
24 / 610	36 / 914	259	279	n/a	n/a	287	307	564	584	465	484
24 / 610	42 / 1067	298	322	n/a	n/a	326	349	603	626	503	527
24 / 610	48 / 1219	344	371	n/a	n/a	372	398	648	675	549	575
24 / 610	54 / 1372	384	414	n/a	n/a	411	441	689	718	589	619
24 / 610	60 / 1524	471	504	471	504	527	560	1081	1114	676	709
24 / 610	66 / 1676	513	550	513	550	569	605	1123	1160	718	756
24 / 610	72 / 1829	568	608	568	608	623	663	1177	1217	772	814
24 / 610	78 / 1981	611	654	611	654	667	709	1221	1264	817	859
24 / 610	84 / 2134	727	772	727	772	782	828	1336	1383	930	978
30 / 762	36 / 914	311	330	n/a	n/a	338	358	615	635	515	536
30 / 762	42 / 1067	357	380	n/a	n/a	385	408	662	685	562	585
30 / 762	48 / 1219	412	439	n/a	n/a	440	467	717	743	617	644
30 / 762	54 / 1372	461	490	n/a	n/a	487	518	765	795	666	696
30 / 762	60 / 1524	562	595	562	595	617	651	1172	1205	767	800
30 / 762	66 / 1676	614	651	614	651	670	706	1224	1261	820	856
30 / 762	72 / 1829	680	721	680	721	736	776	1291	1330	886	925
30 / 762	78 / 1981	734	777	734	777	790	832	1343	1387	940	982
30 / 762	84 / 2134	855	900	855	900	911	956	1465	1511	1060	1106

Pricing is continued on the following page.

Xpress

THWR

Rectangular Worksurface (Continued)

DIMENSIONS INCHES / MM		PRICING				
		GROMMET/ACCESSORY STYLE				
		Grommet/None (G1/NA)	Two Grommets (G2)	Grommet/Cup Holder(s) (GC/NC)	Grommet/Cup Holder(s)/ Tablet Holder(s) (GX)	Power/Data Center (P1)
		1 3/16" (M)				
		FLINTWOOD				
D	W	Flintwood Flat Trim (9)	Flintwood Flat Trim (9)	Flintwood Flat Trim (9)	Flintwood Flat Trim (9)	Flintwood Flat Trim (9)
20 / 508	36 / 914	837	n/a	865	n/a	1043
20 / 508	42 / 1067	915	n/a	943	n/a	1120
20 / 508	48 / 1219	1016	n/a	1044	n/a	1222
20 / 508	54 / 1372	1095	n/a	1122	n/a	1299
20 / 508	60 / 1524	1276	1276	1332	n/a	1481
20 / 508	66 / 1676	1367	1367	1422	n/a	1572
20 / 508	72 / 1829	1457	1457	1512	n/a	1661
20 / 508	78 / 1981	1587	1587	1643	n/a	1793
20 / 508	84 / 2134	1716	1716	1772	n/a	1922
24 / 610	36 / 914	915	n/a	943	1220	1120
24 / 610	42 / 1067	999	n/a	1025	1303	1203
24 / 610	48 / 1219	1114	n/a	1142	1419	1320
24 / 610	54 / 1372	1197	n/a	1225	1502	1402
24 / 610	60 / 1524	1369	1369	1425	1979	1574
24 / 610	66 / 1676	1458	1458	1513	2068	1663
24 / 610	72 / 1829	1546	1546	1601	2155	1750
24 / 610	78 / 1981	1699	1699	1753	2308	1903
24 / 610	84 / 2134	1850	1850	1905	2460	2056
30 / 762	36 / 914	993	n/a	1021	1298	1199
30 / 762	42 / 1067	1119	n/a	1146	1424	1324
30 / 762	48 / 1219	1228	n/a	1255	1532	1432
30 / 762	54 / 1372	1320	n/a	1348	1624	1525
30 / 762	60 / 1524	1483	1483	1539	2093	1688
30 / 762	66 / 1676	1597	1597	1653	2208	1803
30 / 762	72 / 1829	1712	1712	1768	2322	1918
30 / 762	78 / 1981	1873	1873	1929	2483	2079
30 / 762	84 / 2134	2034	2034	2090	2643	2240

T H W C
Connecting Trapeze Worksurface

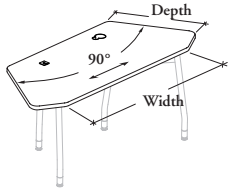

Adaptable Legs (S)

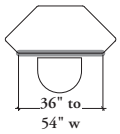

One User

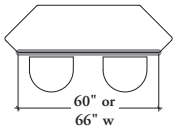

Two Users

This worksurface is designed for use in freestanding or linked applications to create 90° application.

WHAT'S INCLUDED
1 worksurface, reinforcing bar (if applicable), power/data center, grommet(s) and/or cup holder(s) (if specified), and mounting hardware.

WHAT'S EXCLUDED
Adaptable Legs, Connecting Trapeze Modesty Panel, Casual Linking Device and Fixed Linking Plates.

NOTES
The number and location of grommets/accessories vary, refer Application Guide for details.

The Accessory Finish option is applicable with Grommet/Accessory Styles (G1, G2, GC and NC) only.

PRODUCT OPTIONS

Worksurface Thickness	Depth	Width	Angle	Grommet/Accessory Style	Support Configuration	Edge Trim Style	Edge Trim Finish	Accessory Finish (If Applicable)
D 1" **M** 1 3/16"	20, 24, 30	36, 42, 48, 54, 60, 66	90	**G1** One Grommet **G2** Two Grommets **GC** One Grommet/Cup Holder(s) (Shown) **NC** Cup Holder(s) **P1** One Power/Data Center **NA** None	**S** Adaptable Legs (Shown) **Worksurface Finish** Source Laminate Foundation Laminate Flintwood	**6** Straight Trim **9** Flintwood Flat Trim **Corner Detail** **R** Radius (Shown)	Edge Trim Colors (for Straight Trim only)	Foundation Mica Accent **Power/Data Center Finish (If Applicable)** **B** Soft Gris **E** Ebony

SAMPLE ORDER CODE

THWC M	24	66	90	P1	S	LW	6	R	ST		E

DIMENSIONS INCHES / MM

PRICING

D	W	Angle	GROMMET/ACCESSORY STYLE: Grommet/None (G1/NA)	Two Grommets (G2)	Grommet/Cup Holder(s) (GC)	Cup Holder(s) (NC)	Power/Data Center (P1)
			1" (D)				
			SOURCE LAMINATE				
			Straight Trim (6)	Straight Trim (6)	Straight Trim (6)	Straight Trim (6)	Straight Trim (6)
20 / 508	36 / 914	90	272	n/a	n/a	299	477
20 / 508	42 / 1067	90	297	n/a	n/a	325	502
20 / 508	48 / 1219	90	324	n/a	351	351	529
20 / 508	54 / 1372	90	344	n/a	372	372	549
20 / 508	60 / 1524	90	446	446	501	501	651
20 / 508	66 / 1676	90	479	479	534	534	684
24 / 610	36 / 914	90	343	n/a	n/a	371	548
24 / 610	42 / 1067	90	368	n/a	n/a	395	573
24 / 610	48 / 1219	90	393	n/a	421	421	599
24 / 610	54 / 1372	90	496	n/a	524	524	701
24 / 610	60 / 1524	90	533	533	589	589	738
24 / 610	66 / 1676	90	582	582	638	638	788
30 / 762	36 / 914	90	398	n/a	n/a	425	603
30 / 762	42 / 1067	90	433	n/a	n/a	461	638
30 / 762	48 / 1219	90	467	n/a	495	495	672
30 / 762	54 / 1372	90	573	n/a	601	601	778
30 / 762	60 / 1524	90	616	616	672	672	822
30 / 762	66 / 1676	90	673	673	729	729	879

Pricing is continued on the following page.

THWC
Connecting Trapeze Worksurface (Continued)

DIMENSIONS INCHES / MM

PRICING

GROMMET/ACCESSORY STYLE

D	W	Angle	Grommet/None (G1/NA)	Two Grommets (G2)	Grommet/Cup Holder(s) (GC)	Cup Holder(s) (NC)	Power/Data Center (P1)
			1 3/16" (M)				
			FOUNDATION LAMINATE				
			Straight Trim (6)	Straight Trim (6)	Straight Trim (6)	Straight Trim (6)	Straight Trim (6)
20 / 508	36 / 914	90	294	n/a	n/a	322	499
20 / 508	42 / 1067	90	327	n/a	n/a	355	532
20 / 508	48 / 1219	90	409	n/a	437	437	614
20 / 508	54 / 1372	90	446	n/a	473	473	651
20 / 508	60 / 1524	90	494	494	549	549	699
20 / 508	66 / 1676	90	531	531	587	587	736
24 / 610	36 / 914	90	384	n/a	n/a	411	589
24 / 610	42 / 1067	90	471	n/a	n/a	499	676
24 / 610	48 / 1219	90	513	n/a	541	541	718
24 / 610	54 / 1372	90	568	n/a	595	595	772
24 / 610	60 / 1524	90	611	611	667	667	817
24 / 610	66 / 1676	90	727	727	782	782	930
30 / 762	36 / 914	90	461	n/a	n/a	487	666
30 / 762	42 / 1067	90	562	n/a	n/a	590	767
30 / 762	48 / 1219	90	614	n/a	642	642	820
30 / 762	54 / 1372	90	680	n/a	708	708	886
30 / 762	60 / 1524	90	734	734	790	790	940
30 / 762	66 / 1676	90	855	855	911	911	1060

			1 3/16" (M)				
			FLINTWOOD				
			Flintwood Flat Trim (9)	Flintwood Flat Trim (9)	Flintwood Flat Trim (9)	Flintwood Flat Trim (9)	Flintwood Flat Trim (9)
20 / 508	36 / 914	90	1016	n/a	n/a	1044	1222
20 / 508	42 / 1067	90	1095	n/a	n/a	1122	1299
20 / 508	48 / 1219	90	1276	n/a	1304	1304	1481
20 / 508	54 / 1372	90	1367	n/a	1395	1395	1572
20 / 508	60 / 1524	90	1457	1457	1512	1512	1661
20 / 508	66 / 1676	90	1587	1587	1643	1643	1793
24 / 610	36 / 914	90	1197	n/a	n/a	1225	1402
24 / 610	42 / 1067	90	1369	n/a	n/a	1397	1574
24 / 610	48 / 1219	90	1458	n/a	1486	1486	1663
24 / 610	54 / 1372	90	1546	n/a	1573	1573	1750
24 / 610	60 / 1524	90	1699	1699	1753	1753	1903
24 / 610	66 / 1676	90	1850	1850	1905	1905	2056
30 / 762	36 / 914	90	1320	n/a	n/a	1348	1525
30 / 762	42 / 1067	90	1483	n/a	n/a	1511	1688
30 / 762	48 / 1219	90	1597	n/a	1625	1625	1803
30 / 762	54 / 1372	90	1712	n/a	1740	1740	1918
30 / 762	60 / 1524	90	1873	1873	1929	1929	2079
30 / 762	66 / 1676	90	2034	2034	2090	2090	2240

THWT
Trapeze Worksurface

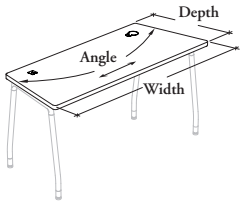

Adaptable Legs (S)

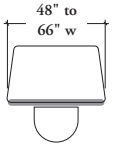

One User

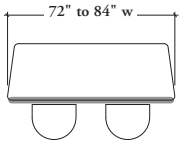

Two Users

This worksurface is designed for use in freestanding or linked applications.

WHAT'S INCLUDED
1 worksurface, reinforcing bar(s) (if applicable), power/data center, grommet(s), and/or cup holder(s) (if specified), and mounting hardware.

WHAT'S EXCLUDED
Adaptable Legs, Modesty Panel, Casual Linking Device and Fixed Linking Plates.

NOTES
The number and location of grommets/accessories vary, refer Application Guide for details.

The Accessory Finish option is available with Grommet/Accessory Styles (G1, G2, GC and NC) only.

PRODUCT OPTIONS

Worksurface Thickness	Depth	Angle	Grommet/Accessory Style	Support Configuration	Edge Trim Style	Edge Trim Finish	Accessory Finish (If Applicable)
D 1" **M** 1 3/16"	24, 30 **Width** 48, 54, 60, 66, 72, 78, 84	15, 30, 45, 60	**G1** One Grommet **G2** Two Grommets **GC** One Grommet/Cup Holder(s) (Shown) **NC** Cup Holder(s) **P1** One Power/Data Center **NA** None	**S** Adaptable Legs (Shown) **Worksurface Finish** Source Laminate Foundation Laminate Flintwood	**6** Straight Trim **9** Flintwood Flat Trim **Corner Detail** **R** Radius (Shown)	Edge Trim Colors (for Straight Trim only)	Foundation Mica Accent **Power/Data Center Finish (If Applicable)** **B** Soft Gris **E** Ebony

SAMPLE ORDER CODE

THWT D	30	66	15	NA	S	XM	6	R	SB		

DIMENSIONS – INCHES FOR MM X BY 25.4

PRICING

			GROMMET/ACCESSORY STYLE				
			Grommet/None (G1/NA)	Two Grommets (G2)	Grommet/Cup Holder(s) (GC)	Cup Holder(s) (NC)	Power/Data Center (P1)
			1" (D)				
			SOURCE LAMINATE				
D	W	Angle	Straight Trim (6)	Straight Trim (6)	Straight Trim (6)	Straight Trim (6)	Straight Trim (6)
24	48	15 / 30 / 45 / 60	311	n/a	n/a	338	515
24	54	15 / 30 / 45 / 60	343	n/a	371	371	548
24	60	15 / 30 / 45 / 60	368	n/a	395	395	573
24	66	15 / 30 / 45 / 60	393	n/a	421	421	599
24	72	15 / 30 / 45 / 60	496	496	551	551	701
24	78	15 / 30 / 45 / 60	533	533	589	589	738
24	84	15 / 30 / 45 / 60	582	582	638	638	788
30	48	15 / 30 / 45 / 60	357	n/a	n/a	385	562
30	54	15 / 30 / 45 / 60	398	n/a	425	425	603
30	60	15 / 30 / 45 / 60	433	n/a	461	461	638
30	66	15 / 30 / 45 / 60	467	n/a	495	495	672
30	72	15 / 30 / 45 / 60	573	573	629	629	778
30	78	15 / 30 / 45 / 60	616	616	672	672	822
30	84	15 / 30 / 45 / 60	673	673	729	729	879

Pricing is continued on the following page.

THWT
Trapeze Worksurface (Continued)

DIMENSIONS – INCHES
FOR MM X BY 25.4

PRICING

GROMMET/ACCESSORY STYLE

D	W	Angle	Grommet/None (G1/NA)	Two Grommets (G2)	Grommet/Cup Holder(s) (GC)	Cup Holder(s) (NC)	Power/Data Center (P1)
			1 3/16" (M)				
			FOUNDATION LAMINATE				
			Straight Trim (6)	Straight Trim (6)	Straight Trim (6)	Straight Trim (6)	Straight Trim (6)
24	48	15 / 30 / 45 / 60	344	n/a	n/a	372	549
24	54	15 / 30 / 45 / 60	384	n/a	411	411	589
24	60	15 / 30 / 45 / 60	471	n/a	499	499	676
24	66	15 / 30 / 45 / 60	513	n/a	541	541	718
24	72	15 / 30 / 45 / 60	568	568	623	623	772
24	78	15 / 30 / 45 / 60	611	611	667	667	817
24	84	15 / 30 / 45 / 60	727	727	782	782	930
30	48	15 / 30 / 45 / 60	412	n/a	n/a	440	617
30	54	15 / 30 / 45 / 60	461	n/a	487	487	666
30	60	15 / 30 / 45 / 60	562	n/a	590	590	767
30	66	15 / 30 / 45 / 60	614	n/a	642	642	820
30	72	15 / 30 / 45 / 60	680	680	736	736	886
30	78	15 / 30 / 45 / 60	734	734	790	790	940
30	84	15 / 30 / 45 / 60	855	855	911	911	1060

			1 3/16" (M)				
			FLINTWOOD				
			Flintwood Flat Trim (9)	Flintwood Flat Trim (9)	Flintwood Flat Trim (9)	Flintwood Flat Trim (9)	Flintwood Flat Trim (9)
24	48	15 / 30 / 45 / 60	1114	n/a	n/a	1142	1320
24	54	15 / 30 / 45 / 60	1197	n/a	1225	1225	1402
24	60	15 / 30 / 45 / 60	1369	n/a	1397	1397	1574
24	66	15 / 30 / 45 / 60	1458	n/a	1486	1486	1663
24	72	15 / 30 / 45 / 60	1546	1546	1601	1601	1750
24	78	15 / 30 / 45 / 60	1699	1699	1753	1753	1903
24	84	15 / 30 / 45 / 60	1850	1850	1905	1905	2056
30	48	15 / 30 / 45 / 60	1228	n/a	n/a	1255	1432
30	54	15 / 30 / 45 / 60	1320	n/a	1348	1348	1525
30	60	15 / 30 / 45 / 60	1483	n/a	1511	1511	1688
30	66	15 / 30 / 45 / 60	1597	n/a	1625	1625	1803
30	72	15 / 30 / 45 / 60	1712	1712	1768	1768	1918
30	78	15 / 30 / 45 / 60	1873	1873	1929	1929	2079
30	84	15 / 30 / 45 / 60	2034	2034	2090	2090	2240

Xpress

THWD
Rectangular Team Worksurface

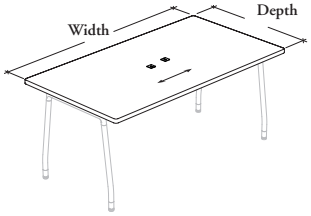

Adaptable Legs (S)

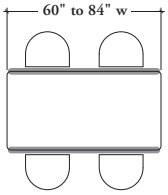

Four Users

This worksurface is designed for use in freestanding applications with users on both sides.

WHAT'S INCLUDED
1 worksurface, reinforcing bar(s) (if applicable), 2 grommets or 2 power/data centers (if specified), and mounting hardware.

WHAT'S EXCLUDED
Adaptable Legs, Casual Linking Device and Fixed Linking Plates.

NOTES
The Accessory Finish option is applicable with Grommet/Accessory Style (GM) only.

Not all finishes, corner details and edge trim styles are available in Xpress, Please see Xpress catalogue and/or specification software for details.

PRODUCT OPTIONS

Worksurface Thickness	Depth	Width	Grommet/ Accessory Style	Support Configuration	Edge Trim Style	Edge Trim Finish	Accessory Finish (If Applicable)
D 1" **M** 1 3/16"	30, 36	60, 66, 72, 78, 84	**GM** Two Grommets – Middle Position (Shown) **PM** Two Power/Data Centers – Middle Position **NA** None	**S** Adaptable Legs (Shown) **Worksurface Finish** Source Laminate Foundation Laminate Flintwood	**2** Bullnose Trim **6** Straight Trim **9** Flintwood Flat Trim **Corner Detail** **R** Radius (for trim style 6 or 9) (Shown) **S** Standard	Edge Trim Colors (for trim style 2 or 6)	Foundation Mica Accent **Power/Data Center Finish (If Applicable)** **B** Soft Gris **E** Ebony

SAMPLE ORDER CODE

THWD D	30	72	PM	S	XS	6	S	ST		E

DIMENSIONS INCHES / MM

PRICING

		GROMMET/ACCESSORY STYLE	
		Two Grommets/None (GM/NA)	Two Power/Data Centers (PM)
		1" (D)	
		SOURCE LAMINATE	
D	W	Straight Trim (6)	Straight Trim (6)
30 / 762	60 / 1524	433	844
30 / 762	66 / 1676	467	878
30 / 762	72 / 1829	573	983
30 / 762	78 / 1981	616	1027
30 / 762	84 / 2134	673	1083
36 / 914	60 / 1524	503	914
36 / 914	66 / 1676	588	999
36 / 914	72 / 1829	655	1066
36 / 914	78 / 1981	705	1115
36 / 914	84 / 2134	770	1181

Pricing is continued on the following page.

Xpress

THWD

Rectangular Team Worksurface (Continued)

DIMENSIONS INCHES / MM

PRICING

GROMMET/ACCESSORY STYLE

D	W	Two Grommets/None (GM/NA)		Two Power/Data Centers (PM)	
		1 3/16" (M)			
		FOUNDATION LAMINATE			
		Straight Trim (6)	Bullnose Trim (2)	Straight Trim (6)	Bullnose Trim (2)
30 / 762	60 / 1524	562	629	973	1039
30 / 762	66 / 1676	614	687	1024	1098
30 / 762	72 / 1829	680	761	1091	1171
30 / 762	78 / 1981	734	821	1144	1231
30 / 762	84 / 2134	855	948	1265	1358
36 / 914	60 / 1524	662	729	1072	1139
36 / 914	66 / 1676	725	797	1134	1207
36 / 914	72 / 1829	801	882	1212	1292
36 / 914	78 / 1981	864	951	1275	1361
36 / 914	84 / 2134	992	1085	1402	1496

		1 3/16" (M)	
		FLINTWOOD	
		Flintwood Flat Trim (9)	Flintwood Flat Trim (9)
30 / 762	60 / 1524	1483	1894
30 / 762	66 / 1676	1597	2008
30 / 762	72 / 1829	1712	2122
30 / 762	78 / 1981	1873	2284
30 / 762	84 / 2134	2034	2445
36 / 914	60 / 1524	1632	2042
36 / 914	66 / 1676	1754	2165
36 / 914	72 / 1829	1876	2287
36 / 914	78 / 1981	2057	2467
36 / 914	84 / 2134	2236	2645

Xpress

THFRS
Rectangular Flip-Top Table

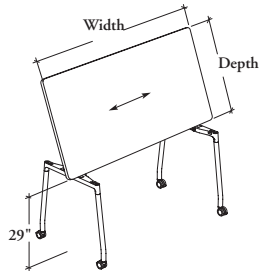

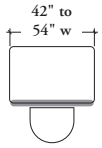

One User

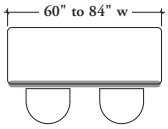

Two Users

This table can be used for rooms when quick reconfiguration is needed. HPL Whiteboard worksurface finish provides writing worksurface in flat or upright positions.

WHAT'S INCLUDED
1 worksurface, 2 adaptable legs with casters, 1 activation handle, reinforcing bar(s) (if applicable), power/data center, grommet(s) and/or cup holder(s) (if specified), and mounting hardware.

WHAT'S EXCLUDED
Modesty Panel for Flip-Top Table, Marker Holder for Flip-Top Table and Dry-Erase Kit.

NOTES
The number and location of grommets/accessories vary, refer Application Guide for details.

The Accessory Finish option is available with Grommet/Accessory Styles (G1, G2, GC and NC) only.

When Chrome (H) Lower Support Finish is selected, Platinum (7) for Upper Support Finish is the closest match.

PRODUCT OPTIONS

Worksurface Thickness	Depth	Width	Height	Grommet/Accessory Style	Worksurface Finish	Edge Trim Style	Edge Trim Finish	Lower Support Finish	Accessory Finish (If Applicable)
D 1" **M** 1 3/16"	24, 30	42, 48, 54, 60, 66, 72, 78, 84	29	**G1** One Grommet **G2** Two Grommets **GC** One Grommet/ Cup Holder(s) **NC** Cup Holder(s) **P1** One Power/Data Center **NA** None (Shown)	Source Laminate Foundation Laminate Flintwood **WL** HPL Whiteboard	**2** Bullnose Trim **6** Straight Trim **9** Flintwood Flat Trim **Corner Detail** **R** Radius (for trim style 6 or 9) (Shown) **S** Standard	Edge Trim Colors (for trim style 2 or 6)	**H** Chrome Foundation Mica **Upper Support Finish** Foundation Mica Accent	Foundation Mica Accent **Power/Data Center Finish (If Applicable)** **B** Soft Gris **E** Ebony

SAMPLE ORDER CODE

THFRS M	24	78	29	GC	LW	6	R	ST	H	E	E

DIMENSIONS – INCHES FOR MM X BY 25.4

PRICING

D	W	H	GROMMET/ACCESSORY STYLE: Grommet/None (G1/NA)	Two Grommets (G2)	Grommet/Cup Holder(s) (GC/NC)	Power/Data Center (P1)	UPCHARGE CHROME (H)
			1" (D)				
			SOURCE LAMINATE				
			Straight Trim (6)	Straight Trim (6)	Straight Trim (6)	Straight Trim (6)	
24	42	29	1657	n/a	1684	1862	217
24	48	29	1709	n/a	1736	1914	217
24	54	29	1760	n/a	1786	1964	217
24	60	29	1811	1811	1865	2016	217
24	66	29	1856	1856	1910	2061	217
24	72	29	1901	1901	1955	2106	217
24	78	29	1947	1947	2001	2152	217
24	84	29	1991	1991	2045	2196	217
30	42	29	1717	n/a	1744	1922	217
30	48	29	1772	n/a	1799	1977	217
30	54	29	1827	n/a	1854	2032	217
30	60	29	1882	1882	1935	2087	217
30	66	29	1929	1929	1983	2134	217
30	72	29	1977	1977	2031	2182	217
30	78	29	2025	2025	2079	2230	217
30	84	29	2073	2073	2127	2278	217

Pricing is continued on the following page.

Xpress

THFRS

Rectangular Flip-Top Table (Continued)

DIMENSIONS – INCHES FOR MM X BY 25.4			PRICING								UPCHARGE CHROME (H)
			GROMMET/ACCESSORY STYLE								
			Grommet/None (G1/NA)		Two Grommets (G2)		Grommet/Cup Holder(s) (GC/NC)		Power/Data Center (P1)		
			1 3/16" (M)								
			FOUNDATION LAMINATE								
D	W	H	Straight Trim (6)	Bullnose Trim (2)	Straight Trim (6)	Bullnose Trim (2)	Straight Trim (6)	Bullnose Trim (2)	Straight Trim (6)	Bullnose Trim (2)	
24	42	29	1722	1746	n/a	n/a	1749	1773	1927	1951	217
24	48	29	1773	1800	n/a	n/a	1800	1827	1978	2005	217
24	54	29	1824	1854	n/a	n/a	1851	1881	2029	2059	217
24	60	29	1875	1909	1875	1909	1929	1962	2080	2113	217
24	66	29	1926	1962	1926	1962	1980	2016	2131	2167	217
24	72	29	1977	2016	1977	2016	2031	2070	2182	2221	217
24	78	29	2030	2073	2030	2073	2083	2127	2235	2278	217
24	84	29	2080	2126	2080	2126	2134	2180	2285	2331	217
30	29	29	1785	1809	n/a	n/a	1812	1836	1990	2014	217
30	48	29	1841	1868	n/a	n/a	1868	1895	2046	2073	217
30	54	29	1897	1927	n/a	n/a	1924	1954	2102	2132	217
30	60	29	1953	1986	1953	1986	2007	2040	2158	2191	217
30	66	29	2008	2044	2008	2044	2062	2098	2213	2249	217
30	72	29	2063	2102	2063	2102	2117	2156	2268	2307	217
30	78	29	2119	2162	2119	2162	2172	2216	2324	2367	217
30	84	29	2174	2219	2174	2219	2227	2273	2378	2424	217
			1 3/16" (M)								
			HPL WHITEBOARD (WL)								
			Straight Trim (6)	Bullnose Trim (2)	Straight Trim (6)	Bullnose Trim (2)	Straight Trim (6)	Bullnose Trim (2)	Straight Trim (6)	Bullnose Trim (2)	
24	42	29	1904	1928	n/a	n/a	1931	1955	2109	2133	217
24	48	29	1980	2007	n/a	n/a	2007	2034	2185	2212	217
24	54	29	2056	2086	n/a	n/a	2082	2112	2260	2290	217
24	60	29	2132	2165	2132	2165	2186	2219	2337	2370	217
24	66	29	2210	2246	2210	2246	2264	2300	2415	2451	217
24	72	29	2287	2327	2287	2327	2341	2381	2492	2532	217
24	78	29	2367	2411	2367	2411	2421	2464	2572	2615	217
24	84	29	2445	2490	2445	2490	2498	2544	2650	2695	217
30	42	29	2009	2033	n/a	n/a	2036	2060	2214	2238	217
30	48	29	2098	2125	n/a	n/a	2125	2152	2303	2330	217
30	54	29	2186	2216	n/a	n/a	2213	2243	2391	2421	217
30	60	29	2274	2307	2274	2307	2328	2361	2479	2512	217
30	66	29	2361	2397	2361	2397	2415	2451	2566	2602	217
30	72	29	2448	2487	2448	2487	2502	2541	2653	2692	217
30	78	29	2535	2578	2535	2578	2589	2632	2740	2783	217
30	84	29	2622	2667	2622	2667	2675	2721	2827	2872	217

Pricing is continued on the following page.

Xpress

THFRS

Rectangular Flip-Top Table (Continued)

DIMENSIONS – INCHES FOR MM X BY 25.4			PRICING				UPCHARGE CHROME (H)
			GROMMET/ACCESSORY STYLE				
			Grommet/None (G1/NA)	Two Grommets (G2)	Grommet/Cup Holder(s) (GC/NC)	Power/Data Center (P1)	
			1 3/16" (M)				
			FLINTWOOD				
D	W	H	Flintwood Flat Trim (9)	Flintwood Flat Trim (9)	Flintwood Flat Trim (9)	Flintwood Flat Trim (9)	
24	42	29	2452	n/a	2479	2657	217
24	48	29	2588	n/a	2614	2792	217
24	54	29	2722	n/a	2749	2927	217
24	60	29	2857	2857	2910	3062	217
24	66	29	2982	2982	3036	3187	217
24	72	29	3107	3107	3161	3312	217
24	78	29	3232	3232	3286	3437	217
24	84	29	3358	3358	3411	3562	217
30	42	29	2594	n/a	2621	2799	217
30	48	29	2724	n/a	2751	2929	217
30	54	29	2855	n/a	2881	3059	217
30	60	29	2985	2985	3039	3190	217
30	66	29	3125	3125	3178	3330	217
30	72	29	3264	3264	3318	3469	217
30	78	29	3405	3405	3459	3610	217
30	84	29	3545	3545	3599	3750	217

THFRG

Rectangular Flip-Top Table with Glass Top

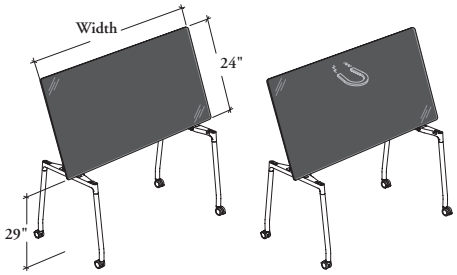

Non-Magnetic (N) Magnetic (M)

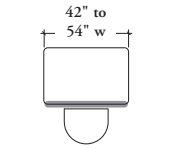

One User

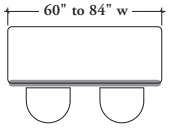

Two Users

This table can be used for rooms when quick reconfiguration is needed. The table provides writing worksurface in flat or upright positions. Magnetic option allows to display document in upright position.

WHAT'S INCLUDED

1 glass worksurface, 2 adaptable legs with casters, 1 activation handle, 4 rear earth magnets (magnetic glass only), reinforcing bar(s) (if applicable), power/data center or grommet(s) (if specified), and mounting hardware.

WHAT'S EXCLUDED

Modesty Panel for Flip-Top Table, Marker Holder for Flip-Top Table and Dry-Erase Kit.

NOTES

Magnetic or Non-Magnetic Glass is a 5/32" (4 mm) tempered glass thickness. The glass top is always supported by 1" thick back laminate.

The location of grommets or Power/Data Center vary, refer Application Guide for details.

The Accessory Finish option is available with Grommet (G1 and G2) only.

When Chrome (H) Lower Support Finish is selected, Platinum (7) for Upper Support Finish is the closest match.

PRODUCT OPTIONS

Worksurface Style	Depth	Width	Height	Grommet/Accessory Style	Worksurface Finish	Corner Detail	Lower Support Finish	Accessory Finish (If Applicable)
M Magnetic	24	42, 48, 54, 60, 66, 72, 78, 84	29	**G1** One Grommet	Back-Painted	**R** Radius	**H** Chrome	Foundation
N Non-Magnetic				**G2** Two Grommets		**S** Standard	Foundation	Mica
				P1 One Power/Data Center			Mica	Accent
				NA None (Shown)		**Back Finish**	**Upper Support Finish**	**Power/Data Center Finish (If Applicable)**
						Source Laminate	Foundation	**B** Soft Gris
							Mica	**E** Ebony
							Accent	

SAMPLE ORDER CODE

THFRG N	24	78	29	NA	J4	R	XG	H	V		

DIMENSIONS – INCHES FOR MM X BY 25.4 / **PRICING**

D	W	H	NON-MAGNETIC GLASS (N) Grommet/None (G1/NA) Standard Corner (S)	Grommet/None (G1/NA) Radius Corner (R)	Two Grommets (G2) Standard Corner (S)	Two Grommets (G2) Radius Corner (R)	Power/Data Center (P1) Standard Corner (S)	Power/Data Center (P1) Radius Corner (R)	UPCHARGE CHROME (H)
24	42	29	2040	2149	n/a	n/a	2256	2365	217
24	48	29	2135	2244	n/a	n/a	2352	2461	217
24	54	29	2237	2346	n/a	n/a	2453	2562	217
24	60	29	2325	2434	2325	2434	2541	2650	217
24	66	29	2412	2521	2412	2521	2628	2737	217
24	72	29	2501	2610	2501	2610	2717	2826	217
24	78	29	2590	2699	2590	2699	2806	2915	217
24	84	29	2684	2793	2684	2793	2900	3009	217

Pricing is continued on the following page.

THFRG

Rectangular Flip-Top Table with Glass Top (Continued)

DIMENSIONS – INCHES FOR MM X BY 25.4			PRICING						UPCHARGE CHROME (H)
			MAGNETIC GLASS (M)						
			Grommet/None (G1/NA)		Two Grommets (G2)		Power/Data Center (P1)		
D	W	H	Standard Corner (S)	Radius Corner (R)	Standard Corner (S)	Radius Corner (R)	Standard Corner (S)	Radius Corner (R)	
24	42	29	2107	2216	n/a	n/a	2324	2433	217
24	48	29	2209	2318	n/a	n/a	2425	2534	217
24	54	29	2326	2435	n/a	n/a	2542	2651	217
24	60	29	2418	2527	2418	2527	2634	2743	217
24	66	29	2516	2625	2516	2625	2732	2841	217
24	72	29	2610	2719	2610	2719	2827	2936	217
24	78	29	2709	2818	2709	2818	2925	3034	217
24	84	29	2814	2923	2814	2923	3030	3139	217

Xpress

THTS
High Rectangular Table

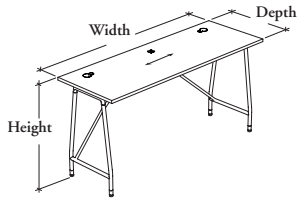

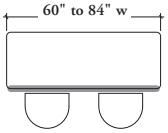

Two Users

This table is designed for used in freestanding applications only.

WHAT'S INCLUDED
1 worksurface, 2 high adaptable legs with levelers, 2 diagonal supports, reinforcing bar (if applicable), power/data center, grommet(s) or cup holders (if specified), and mounting hardware.

WHAT'S EXCLUDED
Modesty Panel and Fixed Linking Plates.

NOTES
Height is 36" or 42" from finished floor to the top of the finished worksurface with a leveling range of 1 1/2".

The Accessory Finish option is applicable with Grommet/Accessory Styles (G1, G2, GC and NC) only.

Not all finishes, corner details and edge trim styles are available in Xpress, Please see Xpress catalogue and/or specification software for details.

PRODUCT OPTIONS

Worksurface Thickness	Leveler Option	Depth	Grommet/ Accessory Style	Worksurface Finish	Edge Trim Style	Edge Trim Finish	Lower Support Finish	Accessory Finish (If Applicable)
D 1"	**F** Levelers – Felt Glides	24, 30	**G1** One Grommet	Source Laminate	**2** Bullnose Trim	Edge Trim Colors (for trim style 2 or 6)	**H** Chrome	Foundation
M 1 3/16"	**P** Levelers – PTFE Glides	**Width**	**G2** Two Grommets	Foundation Laminate	**6** Straight Trim		Foundation	Mica
	S Levelers – Steel Glides	60, 66, 72, 78, 84	**GC** One Grommet/ Cup Holder(s) (Shown)	Flintwood	**9** Flintwood Flat Trim		Mica	Accent
		Height	**NC** Cup Holders		**Corner Detail**		**Upper Support Finish**	**Power/Data Center Finish** (If Applicable)
		36, 42	**P1** One Power/Data Center		**R** Radius (for trim style 6 or 9)		Foundation	**B** Soft Gris
			NA None		**S** Standard (Shown)		Mica	**E** Ebony
							Accent	

SAMPLE ORDER CODE

THTS M	S	24	72	42	G2	YH	6	S	SD	H	E	7	

DIMENSIONS INCHES / MM

PRICING

D	W	H	GROMMET/ACCESSORY STYLE: Grommet(s)/None (G1/G2/NA)	Grommet/Cup Holder(s) (GC/NC)	Power/Data Center (P1)	UPCHARGE CHROME (H)
			1" (D)			
			SOURCE LAMINATE			
			Straight Trim (6)	Straight Trim (6)	Straight Trim (6)	
24 / 610	60 / 1524	36 / 914	1411	1466	1616	818
24 / 610	66 / 1676	36 / 914	1436	1491	1642	818
24 / 610	72 / 1829	36 / 914	1538	1593	1743	818
24 / 610	78 / 1981	36 / 914	1575	1630	1780	818
24 / 610	84 / 2134	36 / 914	1624	1680	1830	818
30 / 762	60 / 1524	36 / 914	1528	1584	1734	862
30 / 762	66 / 1676	36 / 914	1562	1618	1768	862
30 / 762	72 / 1829	36 / 914	1669	1723	1873	862
30 / 762	78 / 1981	36 / 914	1712	1768	1918	862
30 / 762	84 / 2134	36 / 914	1769	1825	1973	862

Pricing is continued on the following page.

Xpress

THTS

High Rectangular Table (Continued)

DIMENSIONS INCHES / MM			PRICING						UPCHARGE CHROME (H)
			GROMMET/ACCESSORY STYLE						
			Grommet(s)/None (G1/G2/NA)		Grommet/Cup Holder(s) (GC/NC)		Power/Data Center (P1)		
			1" (D) (CONTINUED)						
			SOURCE LAMINATE						
D	W	H	Straight Trim (6)		Straight Trim (6)		Straight Trim (6)		
24 / 610	60 / 1524	42 / 1067	1452		1508		1657		999
24 / 610	66 / 1676	42 / 1067	1478		1533		1683		999
24 / 610	72 / 1829	42 / 1067	1580		1635		1784		999
24 / 610	78 / 1981	42 / 1067	1618		1674		1824		999
24 / 610	84 / 2134	42 / 1067	1666		1721		1871		999
30 / 762	60 / 1524	42 / 1067	1569		1624		1774		1043
30 / 762	66 / 1676	42 / 1067	1603		1658		1808		1043
30 / 762	72 / 1829	42 / 1067	1710		1766		1915		1043
30 / 762	78 / 1981	42 / 1067	1752		1808		1958		1043
30 / 762	84 / 2134	42 / 1067	1809		1865		2015		1043
			1 3/16" (M)						
			FOUNDATION LAMINATE						
			Straight Trim (6)	Bullnose Trim (2)	Straight Trim (6)	Bullnose Trim (2)	Straight Trim (6)	Bullnose Trim (2)	
24 / 610	60 / 1524	36 / 914	1513	1547	1569	1602	1718	1751	818
24 / 610	66 / 1676	36 / 914	1556	1592	1611	1648	1762	1798	818
24 / 610	72 / 1829	36 / 914	1610	1650	1665	1706	1814	1856	818
24 / 610	78 / 1981	36 / 914	1653	1696	1709	1751	1859	1901	818
24 / 610	84 / 2134	36 / 914	1769	1814	1825	1870	1973	2020	818
30 / 762	60 / 1524	36 / 914	1657	1690	1713	1746	1863	1896	862
30 / 762	66 / 1676	36 / 914	1710	1746	1766	1802	1915	1952	862
30 / 762	72 / 1829	36 / 914	1776	1815	1832	1871	1982	2021	862
30 / 762	78 / 1981	36 / 914	1830	1872	1886	1928	2034	2078	862
30 / 762	84 / 2134	36 / 914	1951	1997	2006	2052	2155	2202	862
24 / 610	60 / 1524	42 / 1067	1556	1589	1611	1645	1762	1795	999
24 / 610	66 / 1676	42 / 1067	1597	1634	1653	1689	1803	1839	999
24 / 610	72 / 1829	42 / 1067	1652	1691	1708	1747	1858	1897	999
24 / 610	78 / 1981	42 / 1067	1695	1739	1750	1795	1900	1943	999
24 / 610	84 / 2134	42 / 1067	1810	1858	1866	1912	2016	2062	999
30 / 762	60 / 1524	42 / 1067	1699	1733	1753	1786	1903	1936	1043
30 / 762	66 / 1676	42 / 1067	1750	1786	1806	1842	1956	1992	1043
30 / 762	72 / 1829	42 / 1067	1816	1858	1872	1912	2022	2062	1043
30 / 762	78 / 1981	42 / 1067	1870	1914	1926	1969	2076	2119	1043
30 / 762	84 / 2134	42 / 1067	1991	2038	2047	2093	2196	2243	1043

Pricing is continued on the following page.

Xpress

THTS

High Rectangular Table (Continued)

DIMENSIONS INCHES / MM			PRICING			UPCHARGE CHROME (H)
			GROMMET/ACCESSORY STYLE			
			Grommet(s)/None (G1/G2/NA)	Grommet/Cup Holder(s) (GC/NC)	Power/Data Center (P1)	
			1 3/16" (M)			
			FLINTWOOD			
D	W	H	Flintwood Flat Trim (9)	Flintwood Flat Trim (9)	Flintwood Flat Trim (9)	
24 / 610	60 / 1524	36 / 914	2412	2467	2618	818
24 / 610	66 / 1676	36 / 914	2501	2556	2704	818
24 / 610	72 / 1829	36 / 914	2589	2642	2792	818
24 / 610	78 / 1981	36 / 914	2742	2796	2946	818
24 / 610	84 / 2134	36 / 914	2893	2948	3098	818
30 / 762	60 / 1524	36 / 914	2578	2634	2784	862
30 / 762	66 / 1676	36 / 914	2693	2749	2898	862
30 / 762	72 / 1829	36 / 914	2808	2863	3012	862
30 / 762	78 / 1981	36 / 914	2969	3024	3174	862
30 / 762	84 / 2134	36 / 914	3130	3186	3335	862
24 / 610	60 / 1524	42 / 1067	2453	2509	2659	999
24 / 610	66 / 1676	42 / 1067	2542	2598	2748	999
24 / 610	72 / 1829	42 / 1067	2630	2686	2835	999
24 / 610	78 / 1981	42 / 1067	2783	2839	2988	999
24 / 610	84 / 2134	42 / 1067	2935	2990	3140	999
30 / 762	60 / 1524	42 / 1067	2621	2674	2825	1043
30 / 762	66 / 1676	42 / 1067	2733	2789	2939	1043
30 / 762	72 / 1829	42 / 1067	2848	2904	3053	1043
30 / 762	78 / 1981	42 / 1067	3010	3066	3216	1043
30 / 762	84 / 2134	42 / 1067	3171	3226	3376	1043

Xpress

THTD
High Rectangular Team Table

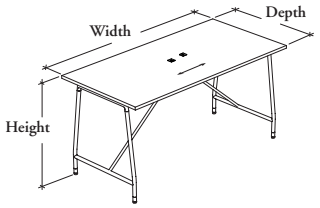

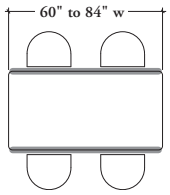

Four Users

This table is designed for used in freestanding applications only with users on both sides.

WHAT'S INCLUDED
1 worksurface, 2 high adaptable legs with levelers, 2 diagonal supports, reinforcing bar (if applicable), 2 power/data center or 2 grommets (if specified), and mounting hardware.

WHAT'S EXCLUDED
Fixed Linking Plate.

NOTES
Height is 36" or 42" from finished floor to the top of the finished worksurface with a leveling range of 1 1/2".

The Accessory Finish option is applicable with Grommet/Accessory Style (GM) only.

Not all finishes, corner details and edge trim styles are available in Xpress, Please see Xpress catalogue and/or specification software for details.

PRODUCT OPTIONS

Worksurface Thickness	Leveler Option	Depth	Grommet/ Accessory Style	Worksurface Finish	Edge Trim Style	Edge Trim Finish	Lower Support Finish	Accessory Finish (If Applicable)
D 1"	**F** Levelers – Felt Glides	30, 36	**GM** Two Grommets – Middle Position (Shown)	Source Laminate	**2** Bullnose Trim	Edge Trim Colors (for trim style 2 or 6)	**H** Chrome	Foundation
M 1 3/16"	**P** Levelers – PTFE Glides	**Width**	**PM** Two Power/Data Centers – Middle Position	Foundation Laminate	**6** Straight Trim		Foundation	Mica
	S Levelers – Steel Glides	60, 66, 72, 78, 84	**NA** None	Flintwood	**9** Flintwood Flat Trim		Mica	Accent
		Height			**Corner Detail**		**Upper Support Finish**	**Power/Data Center Finish (If Applicable)**
		36, 42			**R** Radius (for trim style 6 or 9)		Foundation	**B** Soft Gris
					S Standard (Shown)		Mica	**E** Ebony
							Accent	

SAMPLE ORDER CODE

THTD D	F	36	66	36	PM	XH	6	S	SD	7	7		E

DIMENSIONS INCHES / MM

PRICING

D	W	H	GROMMET/ACCESSORY STYLE: Grommets/None (GM/NA)	Power/Data Centers (PM)	UPCHARGE CHROME (H)
			1" (D)		
			SOURCE LAMINATE		
			Straight Trim (6)	Straight Trim (6)	
30 / 762	60 / 1524	36 / 914	1528	1938	862
30 / 762	66 / 1676	36 / 914	1562	1972	862
30 / 762	72 / 1829	36 / 914	1669	2079	862
30 / 762	78 / 1981	36 / 914	1712	2122	862
30 / 762	84 / 2134	36 / 914	1769	2179	862
36 / 914	60 / 1524	36 / 914	1598	2009	862
36 / 914	66 / 1676	36 / 914	1683	2093	862
36 / 914	72 / 1829	36 / 914	1750	2161	862
36 / 914	78 / 1981	36 / 914	1801	2211	862
36 / 914	84 / 2134	36 / 914	1866	2276	862

Pricing is continued on the following page.

Xpress

THTD

High Rectangular Team Table (Continued)

DIMENSIONS INCHES / MM			PRICING				UPCHARGE CHROME (H)
			GROMMET/ACCESSORY STYLE				
			Grommets/None (GM/NA)		Power/Data Centers (PM)		
			1" (D) (CONTINUED)				
			SOURCE LAMINATE				
D	W	H	Straight Trim (6)		Straight Trim (6)		
30 / 762	60 / 1524	42 / 1067	1569		1979		1043
30 / 762	66 / 1676	42 / 1067	1603		2014		1043
30 / 762	72 / 1829	42 / 1067	1710		2120		1043
30 / 762	78 / 1981	42 / 1067	1752		2163		1043
30 / 762	84 / 2134	42 / 1067	1809		2220		1043
36 / 914	60 / 1524	42 / 1067	1640		2050		1043
36 / 914	66 / 1676	42 / 1067	1723		2134		1043
36 / 914	72 / 1829	42 / 1067	1793		2202		1043
36 / 914	78 / 1981	42 / 1067	1841		2252		1043
36 / 914	84 / 2134	42 / 1067	1906		2317		1043
			1 3/16" (M)				
			FOUNDATION LAMINATE				
			Straight Trim (6)	Bullnose Trim (2)	Straight Trim (6)	Bullnose Trim (2)	
30 / 762	60 / 1524	36 / 914	1657	1723	2068	2134	862
30 / 762	66 / 1676	36 / 914	1710	1782	2120	2193	862
30 / 762	72 / 1829	36 / 914	1776	1857	2186	2267	862
30 / 762	78 / 1981	36 / 914	1830	1916	2240	2326	862
30 / 762	84 / 2134	36 / 914	1951	2044	2361	2453	862
36 / 914	60 / 1524	36 / 914	1756	1825	2167	2235	862
36 / 914	66 / 1676	36 / 914	1818	1893	2229	2303	862
36 / 914	72 / 1829	36 / 914	1897	1977	2307	2387	862
36 / 914	78 / 1981	36 / 914	1960	2047	2370	2457	862
36 / 914	84 / 2134	36 / 914	2088	2181	2498	2592	862
30 / 762	60 / 1524	42 / 1067	1699	1766	2109	2176	1043
30 / 762	66 / 1676	42 / 1067	1750	1825	2161	2235	1043
30 / 762	72 / 1829	42 / 1067	1816	1897	2227	2307	1043
30 / 762	78 / 1981	42 / 1067	1870	1957	2281	2367	1043
30 / 762	84 / 2134	42 / 1067	1991	2084	2401	2495	1043
36 / 914	60 / 1524	42 / 1067	1799	1865	2209	2275	1043
36 / 914	66 / 1676	42 / 1067	1861	1933	2271	2344	1043
36 / 914	72 / 1829	42 / 1067	1938	2018	2348	2428	1043
36 / 914	78 / 1981	42 / 1067	2001	2088	2412	2498	1043
36 / 914	84 / 2134	42 / 1067	2129	2222	2539	2632	1043

Pricing is continued on the following page.

Xpress

THTD

High Rectangular Team Table (Continued)

DIMENSIONS INCHES / MM			PRICING		UPCHARGE CHROME (H)
			GROMMET/ACCESSORY STYLE		
			Grommets/None (GM/NA)	Power/Data Centers (PM)	
			1 3/16" (M)		
			FLINTWOOD		
D	W	H	Flintwood Flat Trim (9)	Flintwood Flat Trim (9)	
30 / 762	60 / 1524	36 / 914	2578	2989	862
30 / 762	66 / 1676	36 / 914	2693	3103	862
30 / 762	72 / 1829	36 / 914	2808	3218	862
30 / 762	78 / 1981	36 / 914	2969	3379	862
30 / 762	84 / 2134	36 / 914	3130	3541	862
36 / 914	60 / 1524	36 / 914	2727	3138	862
36 / 914	66 / 1676	36 / 914	2850	3261	862
36 / 914	72 / 1829	36 / 914	2973	3383	862
36 / 914	78 / 1981	36 / 914	3153	3561	862
36 / 914	84 / 2134	36 / 914	3331	3740	862
30 / 762	60 / 1524	42 / 1067	2621	3030	1043
30 / 762	66 / 1676	42 / 1067	2733	3144	1043
30 / 762	72 / 1829	42 / 1067	2848	3258	1043
30 / 762	78 / 1981	42 / 1067	3010	3421	1043
30 / 762	84 / 2134	42 / 1067	3171	3581	1043
36 / 914	60 / 1524	42 / 1067	2768	3178	1043
36 / 914	66 / 1676	42 / 1067	2891	3302	1043
36 / 914	72 / 1829	42 / 1067	3013	3424	1043
36 / 914	78 / 1981	42 / 1067	3193	3604	1043
36 / 914	84 / 2134	42 / 1067	3371	3782	1043

Xpress

THPR
Rectangular Instructor Worksurface

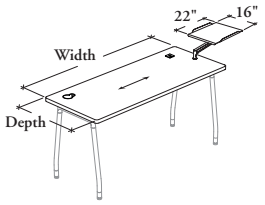

Adaptable Legs (S)

This instructor table allows the use of seating position with the integration of a Pivoting Lectern and minimal footprint on the worksurface.

WHAT'S INCLUDED
1 worksurface, reinforcing bar(s) (if applicable), power/data center, grommet, cup holder and/or tablet holder (if specified), pivoting lectern (if specified), and mounting hardware.

WHAT'S EXCLUDED
Adaptable Legs and Modesty Panel.

NOTES
The number and location of grommets/accessories vary, refer Application Guide for details.

The Accessory Finish option is applicable with Grommet/Accessory Styles (G1, GC and GX) only.

Not all finishes, corner details and edge trim styles are available in Xpress, Please see Xpress catalogue and/or specification software for details.

PRODUCT OPTIONS

Worksurface Thickness	Pivoting Lectern Configuration	Depth	Width	Grommet/ Accessory Style	Support Configuration	Edge Trim Style	Edge Trim Finish	Accessory Finish (If Applicable)
D 1"	**L** Left	24, 30	48, 54, 60, 66, 72, 78, 84	**G1** One Grommet	**S** Adaptable Legs	**2** Bullnose Trim	Edge Trim Colors (for trim style 2 or 6)	Foundation
M 1 3/16"	**R** Right (Shown)			**GC** One Grommet/ Cup Holder (Shown)	**Worksurface Finish**	**6** Straight Trim		Mica
	N None			**GX** One Grommet/ Cup Holder/ Tablet Holder	Source Laminate	**9** Flintwood Flat Trim	**Lectern Finish (If Applicable)**	Accent
				P1 One Power/Data Center	Foundation Laminate	**Corner Detail**	Foundation	**Power/Data Center Finish (If Applicable)**
				NA None	Flintwood	**R** Radius (for trim style 6 or 9) (Shown)	Mica	**B** Soft Gris
						S Standard	Accent	**E** Ebony

SAMPLE ORDER CODE

THPR M	R	24	54	GX	S	LW	2	S	ST	7	7	

DIMENSIONS INCHES / MM

NONE PIVOTING LECTERN CONFIGURATION (N)

		GROMMET/ACCESSORY STYLE			
		Grommet/None (G1/NA)	Grommet/Cup Holder (GC)	Grommet/Cup Holder/ Tablet Holder (GX)	Power/Data Center (P1)
		1" (D)			
		SOURCE LAMINATE			
D	W	Straight Trim (6)	Straight Trim (6)	Straight Trim (6)	Straight Trim (6)
24 / 610	48 / 1219	311	338	615	515
24 / 610	54 / 1372	343	371	647	548
24 / 610	60 / 1524	368	395	673	573
24 / 610	66 / 1676	393	421	699	599
24 / 610	72 / 1829	496	524	800	701
24 / 610	78 / 1981	533	561	837	738
24 / 610	84 / 2134	582	610	887	788
30 / 762	48 / 1219	357	385	662	562
30 / 762	54 / 1372	398	425	703	603
30 / 762	60 / 1524	433	461	737	638
30 / 762	66 / 1676	467	495	771	672
30 / 762	72 / 1829	573	601	879	778
30 / 762	78 / 1981	616	644	921	822
30 / 762	84 / 2134	673	701	978	879

Pricing is continued on the following page.

Xpress

THPR

Rectangular Instructor Worksurface (Continued)

DIMENSIONS INCHES / MM

NONE PIVOTING LECTERN CONFIGURATION (N)

GROMMET/ACCESSORY STYLE

		Grommet/None (G1/NA)		Grommet/Cup Holder (GC)		Grommet/Cup Holder/ Tablet Holder (GX)		Power/Data Center (P1)	
		1 3/16" (M)							
		FOUNDATION LAMINATE							
D	W	Straight Trim (6)	Bullnose Trim (2)	Straight Trim (6)	Bullnose Trim (2)	Straight Trim (6)	Bullnose Trim (2)	Straight Trim (6)	Bullnose Trim (2)
24 / 610	48 / 1219	344	371	372	398	648	675	549	575
24 / 610	54 / 1372	384	414	411	441	689	718	589	619
24 / 610	60 / 1524	471	504	499	532	776	809	676	709
24 / 610	66 / 1676	513	550	541	578	819	855	718	756
24 / 610	72 / 1829	568	608	595	635	874	913	772	814
24 / 610	78 / 1981	611	654	639	682	916	958	817	859
24 / 610	84 / 2134	727	772	755	800	1032	1077	930	978
30 / 762	48 / 1219	412	439	440	467	717	743	617	644
30 / 762	54 / 1372	461	490	487	518	765	795	666	696
30 / 762	60 / 1524	562	595	590	623	866	899	767	800
30 / 762	66 / 1676	614	651	642	678	919	955	820	856
30 / 762	72 / 1829	680	721	708	748	985	1025	886	925
30 / 762	78 / 1981	734	777	762	804	1039	1082	940	982
30 / 762	84 / 2134	855	900	883	928	1160	1206	1060	1106

		1 3/16" (M)			
		FLINTWOOD			
		Flintwood Flat Trim (9)	Flintwood Flat Trim (9)	Flintwood Flat Trim (9)	Flintwood Flat Trim (9)
24 / 610	48 / 1219	1114	1142	1419	1320
24 / 610	54 / 1372	1197	1225	1502	1402
24 / 610	60 / 1524	1369	1397	1675	1574
24 / 610	66 / 1676	1458	1486	1764	1663
24 / 610	72 / 1829	1546	1573	1850	1750
24 / 610	78 / 1981	1699	1725	2003	1903
24 / 610	84 / 2134	1850	1877	2155	2056
30 / 762	48 / 1219	1228	1255	1532	1432
30 / 762	54 / 1372	1320	1348	1624	1525
30 / 762	60 / 1524	1483	1511	1787	1688
30 / 762	66 / 1676	1597	1625	1902	1803
30 / 762	72 / 1829	1712	1740	2017	1918
30 / 762	78 / 1981	1873	1901	2179	2079
30 / 762	84 / 2134	2034	2062	2339	2240

Pricing is continued on the following page.

Xpress

THPR

Rectangular Instructor Worksurface (Continued)

DIMENSIONS INCHES / MM

LEFT OR RIGHT PIVOTING LECTERN CONFIGURATION (L/R)

		GROMMET/ACCESSORY STYLE			
		Grommet/None (G1/NA)	Grommet/Cup Holder (GC)	Grommet/Cup Holder/ Tablet Holder (GX)	Power/Data Center (P1)
		1" (D)			
		SOURCE LAMINATE			
D	W	Straight Trim (6)	Straight Trim (6)	Straight Trim (6)	Straight Trim (6)
24 / 610	48 / 1219	1235	1263	1540	1440
24 / 610	54 / 1372	1267	1295	1572	1472
24 / 610	60 / 1524	1293	1321	1597	1498
24 / 610	66 / 1676	1319	1346	1623	1524
24 / 610	72 / 1829	1420	1448	1724	1625
24 / 610	78 / 1981	1458	1486	1764	1663
24 / 610	84 / 2134	1507	1534	1811	1712
30 / 762	48 / 1219	1281	1309	1587	1487
30 / 762	54 / 1372	1323	1351	1627	1528
30 / 762	60 / 1524	1357	1385	1661	1562
30 / 762	66 / 1676	1391	1419	1696	1596
30 / 762	72 / 1829	1498	1526	1803	1704
30 / 762	78 / 1981	1541	1569	1845	1746
30 / 762	84 / 2134	1597	1625	1902	1803

		1 3/16" (M)							
		FOUNDATION LAMINATE							
		Straight Trim (6)	Bullnose Trim (2)	Straight Trim (6)	Bullnose Trim (2)	Straight Trim (6)	Bullnose Trim (2)	Straight Trim (6)	Bullnose Trim (2)
24 / 610	48 / 1219	1268	1295	1296	1323	1573	1600	1474	1500
24 / 610	54 / 1372	1308	1338	1336	1366	1614	1644	1513	1543
24 / 610	60 / 1524	1396	1429	1424	1457	1702	1735	1601	1634
24 / 610	66 / 1676	1438	1475	1466	1502	1743	1779	1644	1680
24 / 610	72 / 1829	1492	1532	1520	1560	1798	1837	1697	1738
24 / 610	78 / 1981	1535	1579	1563	1607	1840	1884	1741	1783
24 / 610	84 / 2134	1651	1697	1679	1724	1956	2002	1857	1902
30 / 762	48 / 1219	1337	1364	1365	1391	1643	1669	1542	1569
30 / 762	54 / 1372	1385	1415	1413	1443	1689	1719	1590	1620
30 / 762	60 / 1524	1487	1520	1514	1548	1793	1826	1691	1724
30 / 762	66 / 1676	1539	1575	1566	1603	1843	1880	1744	1780
30 / 762	72 / 1829	1605	1646	1633	1674	1910	1951	1810	1850
30 / 762	78 / 1981	1658	1703	1686	1731	1963	2007	1864	1906
30 / 762	84 / 2134	1779	1827	1807	1855	2084	2131	1985	2031

Pricing is continued on the following page.

Xpress

THPR

Rectangular Instructor Worksurface (Continued)

DIMENSIONS INCHES / MM

LEFT OR RIGHT PIVOTING LECTERN CONFIGURATION (L/R)

		GROMMET/ACCESSORY STYLE			
		Grommet/None (G1/NA)	Grommet/Cup Holder (GC)	Grommet/Cup Holder/ Tablet Holder (GX)	Power/Data Center (P1)
		1 3/16" (M)			
		FLINTWOOD			
D	W	Flintwood Flat Trim (9)	Flintwood Flat Trim (9)	Flintwood Flat Trim (9)	Flintwood Flat Trim (9)
24 / 610	48 / 1219	2039	2067	2344	2244
24 / 610	54 / 1372	2122	2150	2427	2327
24 / 610	60 / 1524	2294	2322	2599	2500
24 / 610	66 / 1676	2383	2411	2688	2589
24 / 610	72 / 1829	2471	2498	2776	2674
24 / 610	78 / 1981	2624	2652	2928	2828
24 / 610	84 / 2134	2776	2803	3080	2980
30 / 762	48 / 1219	2152	2180	2457	2357
30 / 762	54 / 1372	2244	2272	2548	2449
30 / 762	60 / 1524	2408	2436	2714	2612
30 / 762	66 / 1676	2522	2550	2827	2727
30 / 762	72 / 1829	2636	2664	2941	2842
30 / 762	78 / 1981	2798	2826	3103	3004
30 / 762	84 / 2134	2959	2987	3264	3164

Xpress

THPD
Rectangular Instructor Desk

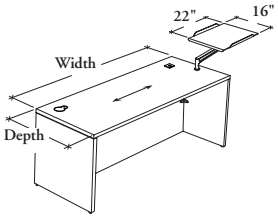

This Instructor Desk allows the use of seating position with the integration of a Pivoting Lectern and minimal foorprint on the worksurface.

WHAT'S INCLUDED
1 worksurface, 2 full gables with levelers, 1 modesty panel, 1 cable tray, 4 wire management clips, power/data center, grommet, cup holder and/or tablet holder (if specified), pivoting lectern (if specified), and mounting hardware.

NOTES
The number and location of grommets/accessories vary, refer Application Guide for details.

The Accessory Finish option is applicable with Grommet/Accessory Styles (G1, GC and GX) only.

Not all finishes are available in Xpress, Please see Xpress catalogue and/or specification software for details.

PRODUCT OPTIONS

Worksurface Thickness	Pivoting Lectern Configuration	Depth	Grommet/ Accessory Style	Worksurface Finish	Edge Trim Style	Gable Finish	Lectern Finish (If Applicable)	Accessory Finish (If Applicable)
M 1 3/16"	**L** Left **R** Right (Shown) **N** None	24, 30 **Width** 48, 54, 60, 66, 72, 78, 84	**G1** One Grommet **GC** One Grommet/ Cup Holder (Shown) **GX** One Grommet/ Cup Holder/ Tablet Holder **P1** One Power/Data Center **NA** None	Foundation Laminate Flintwood	**6** Straight Trim **9** Flintwood Flat Trim **Edge Trim Finish** Edge Trim Colors (for trim style 6)	Source Laminate Flintwood **Modesty Panel Finish** Source Laminate Flintwood	Foundation Mica Accent	Foundation Mica Accent **Power/Data Center Finish (If Applicable)** **B** Soft Gris **E** Ebony

SAMPLE ORDER CODE

THPD M	N	24	66	NA	YM	6	SB	XM	XM			

DIMENSIONS INCHES / MM

NONE PIVOTING LECTERN CONFIGURATION (N)

D	W	GROMMET/ACCESSORY STYLE: Grommet/None (G1/NA)	Grommet/Cup Holder (GC)	Grommet/Cup Holder/ Tablet Holder (GX)	Power/Data Center (P1)	UPCHARGE FLINTWOOD GABLE	UPCHARGE FLINTWOOD MODESTY PANEL
		1 3/16" (M)					
		FOUNDATION LAMINATE					
		Straight Trim (6)	Straight Trim (6)	Straight Trim (6)	Straight Trim (6)		
24 / 610	48 / 1219	908	936	1212	1005	1005	854
24 / 610	54 / 1372	976	1004	1280	1005	1005	996
24 / 610	60 / 1524	1044	1072	1350	1005	1005	1028
24 / 610	66 / 1676	1113	1141	1418	1005	1005	1060
24 / 610	72 / 1829	1182	1210	1487	1005	1005	1092
24 / 610	78 / 1981	1250	1278	1556	1005	1005	1123
24 / 610	84 / 2134	1319	1346	1623	1005	1005	1157
30 / 762	48 / 1219	1019	1047	1325	1114	1114	854
30 / 762	54 / 1372	1097	1124	1401	1114	1114	996
30 / 762	60 / 1524	1172	1200	1477	1114	1114	1028
30 / 762	66 / 1676	1247	1275	1553	1114	1114	1060
30 / 762	72 / 1829	1324	1352	1628	1114	1114	1092
30 / 762	78 / 1981	1399	1427	1705	1114	1114	1123
30 / 762	84 / 2134	1475	1502	1779	1114	1114	1157

Pricing is continued on the following page.

Xpress

THPD

Rectangular Instructor Desk (Continued)

NONE PIVOTING LECTERN CONFIGURATION (N)

DIMENSIONS INCHES / MM		GROMMET/ACCESSORY STYLE				UPCHARGE FLINTWOOD GABLE	UPCHARGE FLINTWOOD MODESTY PANEL
		Grommet/None (G1/NA)	Grommet/Cup Holder (GC)	Grommet/Cup Holder/ Tablet Holder (GX)	Power/Data Center (P1)		
		1 3/16" (M)					
		FLINTWOOD					
D	W	Flintwood Flat Trim (9)	Flintwood Flat Trim (9)	Flintwood Flat Trim (9)	Flintwood Flat Trim (9)		
24 / 610	48 / 1219	1685	1713	1990	1891	1005	854
24 / 610	54 / 1372	1798	1826	2102	2002	1005	996
24 / 610	60 / 1524	1927	1955	2231	2132	1005	1028
24 / 610	66 / 1676	2040	2068	2345	2245	1005	1060
24 / 610	72 / 1829	2153	2181	2458	2358	1005	1092
24 / 610	78 / 1981	2300	2327	2604	2505	1005	1123
24 / 610	84 / 2134	2411	2438	2716	2615	1005	1157
30 / 762	48 / 1219	1837	1865	2142	2042	1114	854
30 / 762	54 / 1372	1957	1985	2261	2162	1114	996
30 / 762	60 / 1524	2149	2177	2453	2354	1114	1028
30 / 762	66 / 1676	2229	2257	2535	2435	1114	1060
30 / 762	72 / 1829	2434	2461	2738	2638	1114	1092
30 / 762	78 / 1981	2504	2532	2809	2710	1114	1123
30 / 762	84 / 2134	2812	2840	3116	3017	1114	1157

LEFT OR RIGHT PIVOTING LECTERN CONFIGURATION (L/R)

		GROMMET/ACCESSORY STYLE					
		Grommet/None (G1/NA)	Grommet/Cup Holder (GC)	Grommet/Cup Holder/ Tablet Holder (GX)	Power/Data Center (P1)		
		1 3/16" (M)					
		FOUNDATION LAMINATE					
		Straight Trim (6)	Straight Trim (6)	Straight Trim (6)	Straight Trim (6)		
24 / 610	48 / 1219	1832	1860	2136	2037	1005	854
24 / 610	54 / 1372	1900	1928	2206	2105	1005	996
24 / 610	60 / 1524	1969	1997	2274	2175	1005	1028
24 / 610	66 / 1676	2038	2065	2343	2243	1005	1060
24 / 610	72 / 1829	2107	2134	2412	2312	1005	1092
24 / 610	78 / 1981	2176	2204	2480	2381	1005	1123
24 / 610	84 / 2134	2243	2271	2547	2448	1005	1157
30 / 762	48 / 1219	1945	1972	2250	2150	1114	854
30 / 762	54 / 1372	2021	2049	2326	2226	1114	996
30 / 762	60 / 1524	2096	2124	2401	2302	1114	1028
30 / 762	66 / 1676	2172	2199	2477	2377	1114	1060
30 / 762	72 / 1829	2248	2276	2553	2453	1114	1092
30 / 762	78 / 1981	2324	2352	2629	2530	1114	1123
30 / 762	84 / 2134	2399	2427	2703	2604	1114	1157
		1 3/16" (M)					
		FLINTWOOD					
		Flintwood Flat Trim (9)	Flintwood Flat Trim (9)	Flintwood Flat Trim (9)	Flintwood Flat Trim (9)		
24 / 610	48 / 1219	2609	2637	2915	2815	1005	854
24 / 610	54 / 1372	2722	2750	3027	2927	1005	996
24 / 610	60 / 1524	2851	2879	3157	3056	1005	1028
24 / 610	66 / 1676	2965	2992	3270	3170	1005	1060
24 / 610	72 / 1829	3078	3105	3383	3283	1005	1092
24 / 610	78 / 1981	3224	3252	3528	3429	1005	1123
24 / 610	84 / 2134	3335	3363	3640	3541	1005	1157
30 / 762	48 / 1219	2761	2789	3067	2967	1114	854
30 / 762	54 / 1372	2881	2909	3187	3086	1114	996
30 / 762	60 / 1524	3073	3101	3378	3278	1114	1028
30 / 762	66 / 1676	3155	3182	3459	3360	1114	1060
30 / 762	72 / 1829	3359	3387	3664	3562	1114	1092
30 / 762	78 / 1981	3428	3456	3733	3634	1114	1123
30 / 762	84 / 2134	3736	3764	4042	3941	1114	1157

Xpress

THPT

Transition Instructor Desk with Fixed Lectern

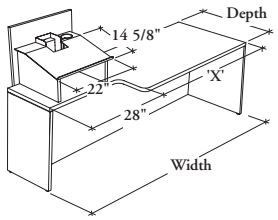

If 60" Width:
'X' = 32"
If 66" Width:
'X' = 38"
If 72" Width:
'X' = 44"
If 78" Width:
'X' = 50"
If 84" Width:
'X' = 56"

This Instructor Desk allows the use of seating position with an integrated Fixed Lectern for standing height position.

WHAT'S INCLUDED

Desk: 1 worksurface, 2 full gables with levelers, 1 modesty panel, 2 wire management clips, 1 elliptical grommet, cup holder (if specified), grommet and/or tablet holder (if specified), and mounting hardware.

Fixed Lectern: 1 case, 1 front panel, 1 metal shelf with a cup holder, 1 underworksurface plug-in power bar (THEPP).

NOTES

The lectern is shipped in one unit and must be assembled with front panel and desk.

The Accessory Finish option is applicable with Grommet/Accessory Styles (G1, GC and GX) only.

Not all finishes are available in Xpress, Please see Xpress catalogue and/or specification software for details.

PRODUCT OPTIONS

Worksurface Thickness	Fixed Lectern Configuration	Depth	Grommet/ Accessory Style	Worksurface Finish	Edge Trim Style	Gable and Fixed Lectern Front Finish	Fixed Lectern Case Finish	Accessory Finish (If Applicable)
M 1 3/16"	**L** Left (Shown) **R** Right	24, 30 **Width** 60, 66, 72, 78, 84	**G1** One Grommet **GC** One Grommet/ Cup Holder (Shown) **GX** One Grommet/ Cup Holder/ Tablet Holder **NA** None	Foundation Laminate Flintwood	**6** Straight Trim **9** Flintwood Flat Trim **Edge Trim Finish** Edge Trim Colors (for trim style 6)	Source Laminate Flintwood **Modesty Panel Finish** Source Laminate Flintwood	Source Laminate **Fixed Lectern Shelf Finish** Foundation Mica Accent	Foundation Mica Accent

SAMPLE ORDER CODE

THPT M	R	30	84	GX	VZ	9		VZ	VZ	XS	V	V

DIMENSIONS INCHES / MM

PRICING

D	W	GROMMET/ACCESSORY STYLE: Grommet/None (G1/NA)	Grommet/Cup Holder (GC)	Grommet/Cup Holder/ Tablet Holder (GX)	UPCHARGE FLINTWOOD GABLE	UPCHARGE FLINTWOOD MODESTY PANEL
		1 3/16" (M)				
		FOUNDATION LAMINATE				
		Straight Trim (6)	Straight Trim (6)	Straight Trim (6)		
24 / 610	60 / 1524	1935	1963	2241	1498	1028
24 / 610	66 / 1676	2004	2032	2309	1498	1060
24 / 610	72 / 1829	2073	2101	2378	1498	1092
24 / 610	78 / 1981	2142	2169	2447	1498	1123
24 / 610	84 / 2134	2210	2238	2514	1498	1157
30 / 762	60 / 1524	2063	2091	2368	1608	1028
30 / 762	66 / 1676	2139	2166	2444	1608	1060
30 / 762	72 / 1829	2215	2243	2520	1608	1092
30 / 762	78 / 1981	2290	2318	2596	1608	1123
30 / 762	84 / 2134	2366	2394	2670	1608	1157

Pricing is continued on the following page.

Xpress

THPT

Transition Instructor Desk with Fixed Lectern (Continued)

DIMENSIONS INCHES / MM		PRICING			UPCHARGE FLINTWOOD GABLE	UPCHARGE FLINTWOOD MODESTY PANEL
		GROMMET/ACCESSORY STYLE				
		Grommet/None (G1/NA)	Grommet/Cup Holder (GC)	Grommet/Cup Holder/ Tablet Holder (GX)		
		1 3/16" (M)				
		FLINTWOOD				
D	W	Flintwood Flat Trim (9)	Flintwood Flat Trim (9)	Flintwood Flat Trim (9)		
24 / 610	60 / 1524	2818	2846	3124	1498	1028
24 / 610	66 / 1676	2932	2959	3236	1498	1060
24 / 610	72 / 1829	3044	3072	3349	1498	1092
24 / 610	78 / 1981	3191	3219	3495	1498	1123
24 / 610	84 / 2134	3302	3330	3607	1498	1157
30 / 762	60 / 1524	3040	3068	3345	1608	1028
30 / 762	66 / 1676	3122	3148	3426	1608	1060
30 / 762	72 / 1829	3325	3353	3631	1608	1092
30 / 762	78 / 1981	3395	3423	3700	1608	1123
30 / 762	84 / 2134	3703	3731	4009	1608	1157

Xpress

THPL
Lectern Podium

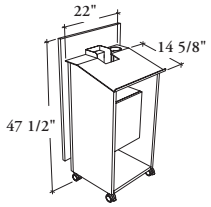

This lectern provides a speaking podium for presentations. It can receive letter and legal size paper, as well as a laptop.

WHAT'S INCLUDED

l lectern case with 4 levelers or 4 lockable casters (as specified), 1 front panel, 1 metal shelf with cup holder, 1 storage with 2 cable pass-through grommets, 1 underworksurface plug-in power bar and 1 footrest (available with stationary configuration only).

NOTES

Not all finishes are available in Xpress, Please see Xpress catalogue and/or specification software for details.

PRODUCT OPTIONS

Configuration	Power and Data	Lectern Front Finish	Lectern Case Finish	Lectern Shelf Finish	Cup Holder Finish
M Mobile	**W** With Power and Data	Source Laminate	Source Laminate	Foundation	Foundation
S Stationary		Flintwood		Mica	Mica
				Accent	Accent

SAMPLE ORDER CODE

THPL S	W	XH	XH	E	E

MOBILE (M)

Source Laminate	Flintwood
1457	2108

STATIONARY (S)

Source Laminate	Flintwood
1553	2204

supports & accessories

supports & accessories

PRODUCT MAP 110

ADAPTABLE LEG BASICS 112

MODESTY PANEL BASICS 114

WORKSURFACE LINKING BASICS 118

UNDERWORKSURFACE HOOK BASICS 122

ADAPTER FOR ADAPTABLE LEG BASICS 123

PIVOTING LECTERN BASICS 124

WORKSURFACE UTILITY ACCESSORY BASICS 125

FLIP-TOP TABLE UTILITY ACCESSORY BASICS 126

PRODUCT LISTING 127

product map

T H C L A Adaptable Leg

Page 127
Height: 29" or 33" / Depth: 20" – 30"

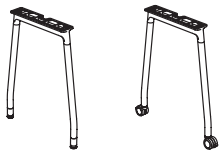

T H C M S Modesty Panel – Solid

Page 128
Worksurface Width: 36" – 84" / Height: 12"

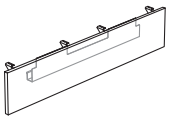

T H C M M Modesty Panel – Metal

Page 129
Worksurface Width: 36" – 84" / Height: 12"

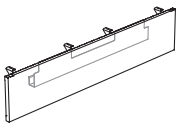

T H C C S Modesty Panel for Connecting Trapeze Worksurface – Solid

Page 130
Worksurface Depth: 20" – 30" /
Worksurface Width: 42" – 66" / Height: 12"

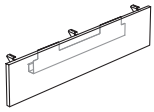

T H C C M Modesty Panel for Connecting Trapeze Worksurface – Metal

Page 131
Worksurface Depth: 20" – 30" /
Worksurface Width: 42" – 66" / Height: 12"

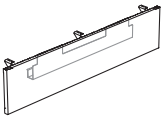

T H C F S Modesty Panel for Flip-Top Table – Solid

Page 132
Worksurface Width: 42" – 84" / Height: 12"



T H C F M Modesty Panel for Flip-Top Table – Metal

Page 133
Worksurface Width: 42" – 84" / Height: 12"



T H C W Q Casual Linking Device

Page 134

T H C W F Fixed Linking Plates

Page 134

T H C W H Underworksurface Hook

Page 135

T H C L E ADA Height Extension Kit – Adaptable Leg

Page 136

product map (continued)

T H C L K Leveler Kit – Adaptable Leg

Page 137

T H C L G Interchangeable Leveler Glide – Adaptable Leg

Page 138

T H C L C Caster Kit – Adaptable Leg

Page 139

T H C W P Pivoting Lectern

age 140
Depth: 17" / Width: 22 3/4"

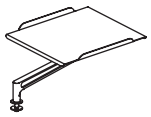

T H C W C Cup Holder

Page 141

T H C W T Tablet Holder

Page 142
Depth: 4 1/2" / Width: 17" / Height: 8"

T H F T T Marker Holder for Flip-Top Table

Page 143

T H D E K Dry-Erase Kit

Page 144

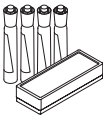

adaptable leg basics

These leg supports allow mobile or stationary tables with many glide options.

- Can be specified on Learning Worksurfaces only
- The accessories below are not applicable on Rectangular Flip-Top Tables
- Can be specified as an option and is not included with worksurfaces
- **Cannot** be interchanged with legs on the High Rectangular Tables or the Rectangular Flip-Top Tables
- All dimensions are actual

adaptable leg anatomy

- Two heights are available:
  - 29" height (Standard)
  - 33" height (ADA)
- A Wire Manager Cover (THEML) can be specified separately and installed along leg of the Adaptable Leg to route cables under worksurface

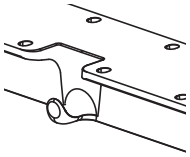

Integrated Backpack Hook
Upper section of Adaptable Leg comes with a hook

ADA Adaptable Legs
- When 33" height option is specified, the leg comes with two 4" ADA Height Extension
- 29" height leg can be modified at 33" by using the ADA Extension Kit (THCLE offer separately)

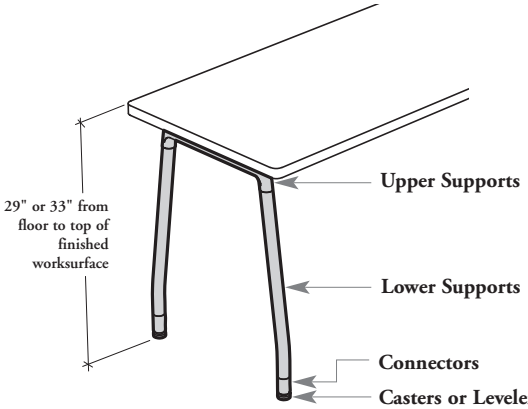

- Casters and Levelers can be specified on all leg height
- Caster has a 60 mm diameter
- Leveler has a leveling range of 1 1/2"

- Casters (THCLC) or Levelers (THCLK) can also be specified separately

levelers & casters application details

- Can be ordered with Levelers (L) or lockable casters (C)
- When casters are specified, all casters will be lockable
- Three glide options are available:
  - Levelers – Felt Glides (F)
  - Levelers – PTFE Glides (P)
  - Levelers – Steel Glides (S)

  see details, refer on page 123

- The levelers or lockable casters can be interchanged, when applicable:

Leveler

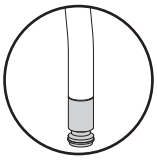

Leveler with Glides

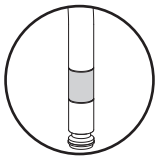

ADA Extension Kit

Applicable with following worksurfaces:
- Rectangular Worksurface (THWR)
- Connecting Trapeze Worksurface (THWC)
- Trapeze Worksurface (THWT)
- Rectangular Team Worksurface (THWD)
- Rectangular Professor Worksurface (THPR)

OR

Caster

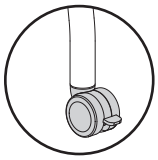

Lockable Caster

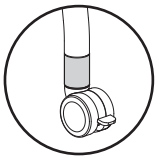

ADA Extension Kit

Applicable with all worksurfaces, except for Connecting Trapeze Worksurface (THWC)

For finishes; see page 30

adaptable leg basics (continued)

adaptable leg applications

- The legs must be specified the same depth as the worksurfaces, except for the 36" depth that is specified with the 30" depth Adaptable Leg
- Can be used on standard or shared worksurface

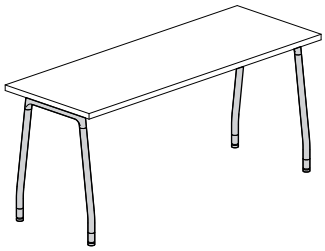

Standard Position

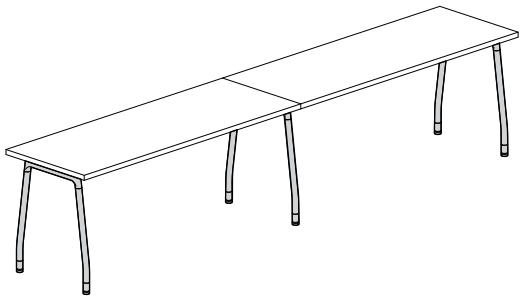

Shared Position

- For permanent configurations the worksurfaces must be linked together. Use an Adaptable Leg in shared position between two worksurfaces, when applicable
- Not all worksurfaces can be connected together, refer to linked typical applications on page 44

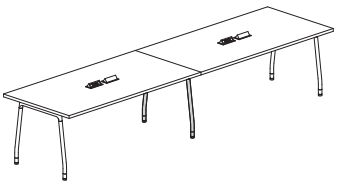

Rectangular Team Worksurface
Shared Adaptable Leg can be installed on Rectangular Team Worksurface (THWD)

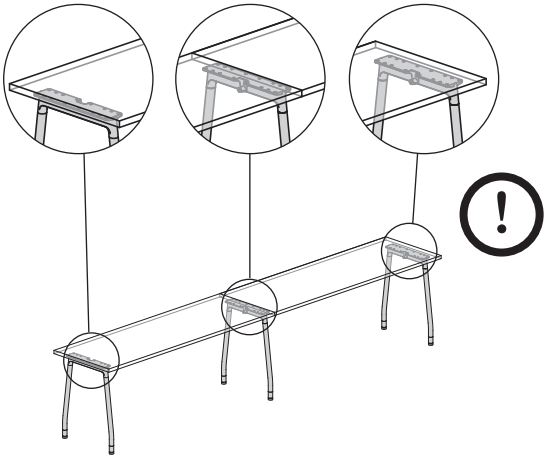

Integrated Backpack Hooks on Upper Support
An Adaptable Leg can be installed in shared position, in this application backpack hook is only available on one side

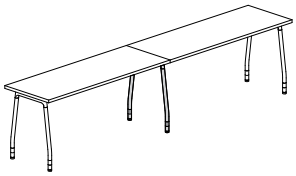

Worksurfaces with ADA Adaptable Legs
Cannot be specified shared with 33" high ADA Adaptable Leg

modesty panel basics

Thesis offers modesty panels mounted under the worksurface/table between supports to provide seated privacy.

- To determine size and compatibility between modesty panels and worksurfaces/tables, refer to the Compatiblity Chart available on following page
- Modesty panels do not provide structural support
- All dimensions are actual

modesty panel types

- Are available in Solid or Metal
- Metal is available in Solid style only
- Available with or without a built-in cable tray; the Cable Tray (THEMW) can also be specified separately
- **Cannot** be specified under a Rectangular Team Worksurface
- To select the correct dimension of modesty panel, refer to the Modesty Panel Compatibility Chart. Actual width will differ depending the worksurface/table chosen

Modesty Panels (THCMS, THCMM)

- Two Modesty Panel styles are available:
  - Casual (C)
  - Flush (F)
- Can be specified on:
  - Rectangular Worksurface (THWR) (Shown)
  - High Rectangular Table (THTS)
  - Rectangular Professor Worksurface (THPR)
- Only the Casual Modesty Panel style can specified on Trapeze Worksurface (THWT)

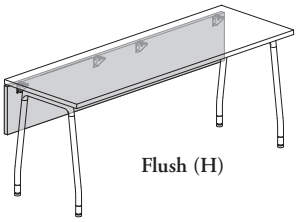

Flush (H)

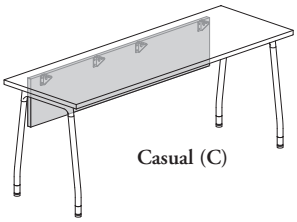

Casual (C)

Connecting Trapeze Modesty Panels (THCCS, THCCM)

- Can only be specified on Connecting Trapeze Worksurface (THWC)
- This modesty panel is available in flush position only

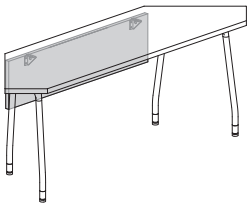

Modesty Panels for Flip-Top Table (THCFS, THCFM)

- Two Modesty Panel styles are available:
  - Casual (C)
  - Flush (F)
- Can be specified on:
  - Rectangular Flip-Top Table (THFRS)
  - Rectangular Flip-Top Table with Glass Top (THFRG)
- Include a securing device to lock activation handle on Flip-Top Tables

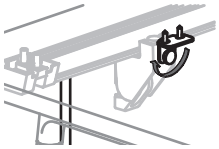

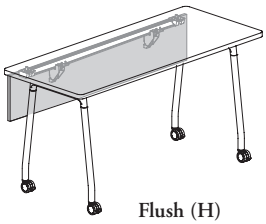

Flush (H)

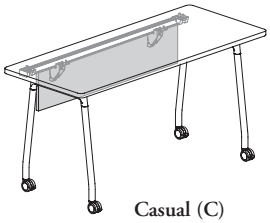

Casual (C)

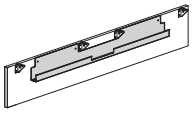

Built-In Cable Tray

- Can be specified as an option on modesty panel to manage cables coming from worksurface level
- Not available on Modesty Panels for Flip-Top Table
- Thesis electrical products such as Underworksurface Plug-In Power Bar (THEPP) or Power Box (THEPB) can be installed on a modesty panel

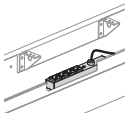

Underworksurface Plug-In Power Bar

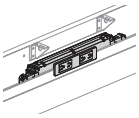

Power Box

For finishes; see page 30

modesty panel basics (continued)

casual or flush configuration

- When tables are connected with Fixed Linking Plates, the flush or casual style can be specified on modesty panel
- Only Casual modesty panel can be used to allow access and movement of the Casual Linking Device
- A 3/8" gap between Modesty Panel and worksurface allows cable management

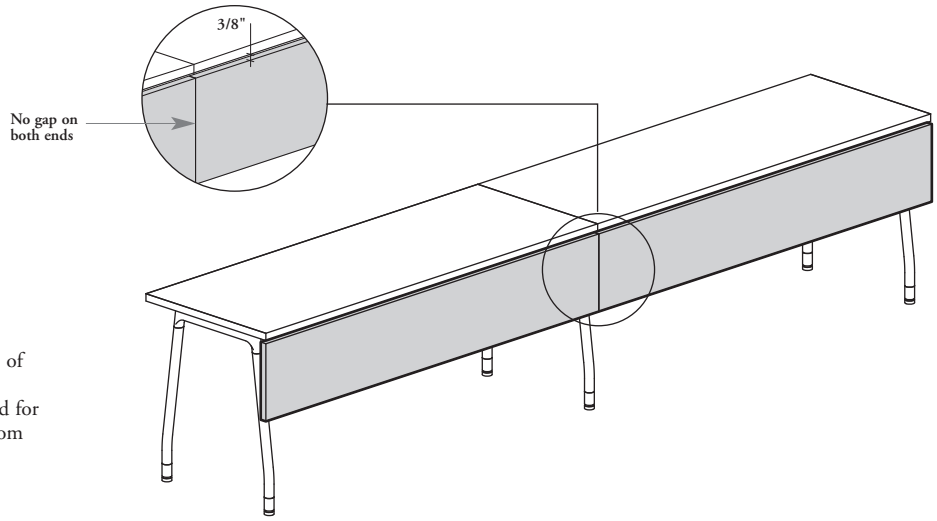

Flush Style

There is no gap on both ends of the modesty panels. This configuration is recommended for routing and manage cables from one table to another

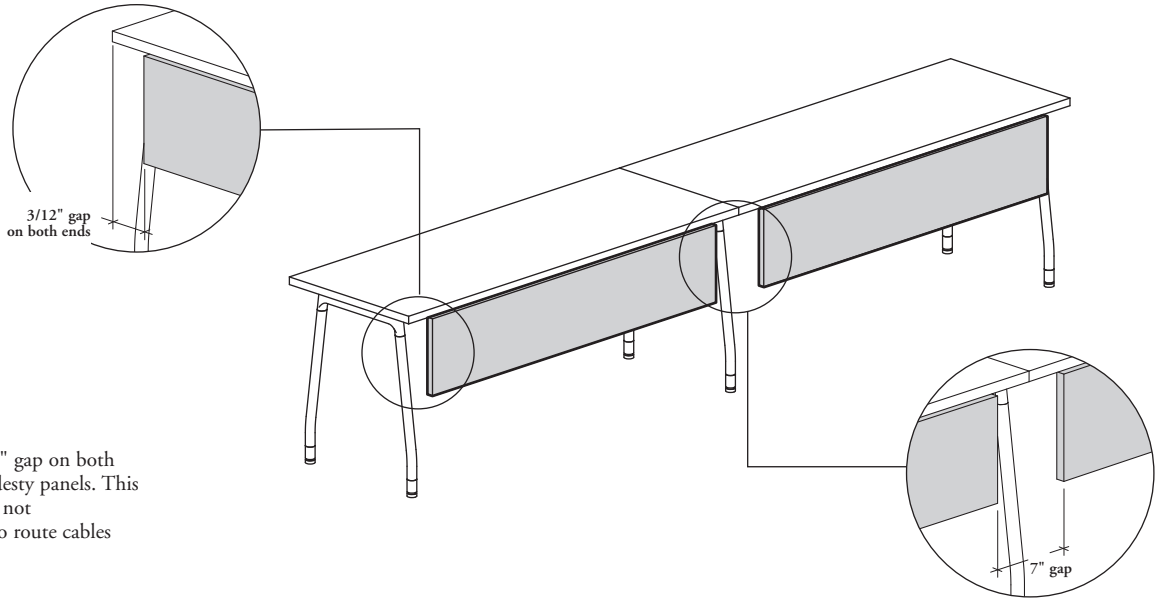

Casual Style

There is a 3 1/2" gap on both ends of the modesty panels. This configuration is not recommended to route cables between tables

modesty panel basics (continued)

The chart below determines compatibility between Modesty Panels and Worksurfaces/Tables.

modesty panel compatibility chart

modesty panel widths

worksurface/table widths		Casual Modesty Panel (THCMSC, THCMMC)	Flush Modesty Panel (THCMSF, THCMMF)	Flush Modesty Panel for Connecting Trapeze (THCCSC, THCCMC)	Flush or Casual Modesty Panel for Flip-Top Table (THCFSF, THCFMF, THCFSC, THCFMC)
Rectangular Worksurface (THWR) Casual Position 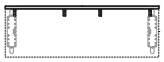 Flush Position	36"	36"	36"		
	42"	42"	42"		
	48"	48"	48"		
	54"	54"	54"		
	60"	60"	60"		
	66"	66"	66"		
	72"	72"	72"		
	78"	78"	78"		
	84"	84"	84"		
Connecting Trapeze Worksurface (THWC)  Flush Position	36"			n/a	
	42"			42"	
	48"			48"	
	54"			54"	
	60"			60"	
	66"			66"	

Trapeze Worksurface (THWT) 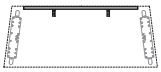 Casual Position	Angle	15°		30°		45°		60°				
	Depth	24"	30"	24"	30"	24"	30"	24"	30"			
	48"	42"	36"	36"	n/a	n/a	n/a	n/a	n/a			
	54"	48"	42"	42"	36"	36"	n/a	n/a	n/a			
	60"	54"	48"	48"	42"	42"	36"	36"	n/a			
	66"	60"	54"	54"	48"	48"	42"	42"	36"			
	72"	66"	60"	60"	54"	54"	48"	48"	42"			
	78"	72"	66"	66"	60"	60"	54"	54"	48"			
	84"	78"	72"	72"	66"	66"	60"	60"	54"			

Rectangular Flip-Top Tables (THFRS or THFRG) Casual Position Flush Position												
	42"											42"
	48"											48"
	54"											54"
	60"											60"
	66"											66"
	72"											72"
	78"											78"
	84"											84"

modesty panel basics (continued)

modesty panel compatibility chart (continued)

		modesty panel widths			
	worksurface/table widths	Casual Modesty Panel (THCMSC, THCMMC)	Flush Modesty Panel (THCMSF, THCMMF)	Flush Modesty Panel for Connecting Trapeze (THCCSC, THCCMC)	Flush or Casual Modesty Panel for Flip-Top Table (THCFSF, THCFMF, THCFSC, THCFMC)
High Rectangular Table (THTS) Casual Position Flush Position	60"	60"	60"		
	66"	66"	66"		
	72"	72"	72"		
	78"	78"	78"		
	84"	84"	84"		
Rectangular Professor Worksurface (THPR) Casual Position Flush Position	48"	48"	48"		
	54"	54"	54"		
	60"	60"	60"		
	66"	66"	66"		
	72"	72"	72"		
	78"	78"	78"		
	84"	84"	84"		

worksurface linking basics

The following diagrams highlight linking options for the Thesis tables.

- Two linking configurations are available: Permanent or Casual
- Three accessory types are offered separately for linking configuration: Adaptable Leg in shared position (THCLA), Casual Linking Device (THCWQ) and Fixed Linking Plates (THCWF)
- Can be used with Learning Worksurfaces/Tables only

adaptable leg applications

Shared Adaptable Legs (Top View)

- For permanent applications, used a shared Adaptable Leg to link worksurfaces together
- When a shared Adaptable Leg is used, the worksurfaces can only be connected laterally

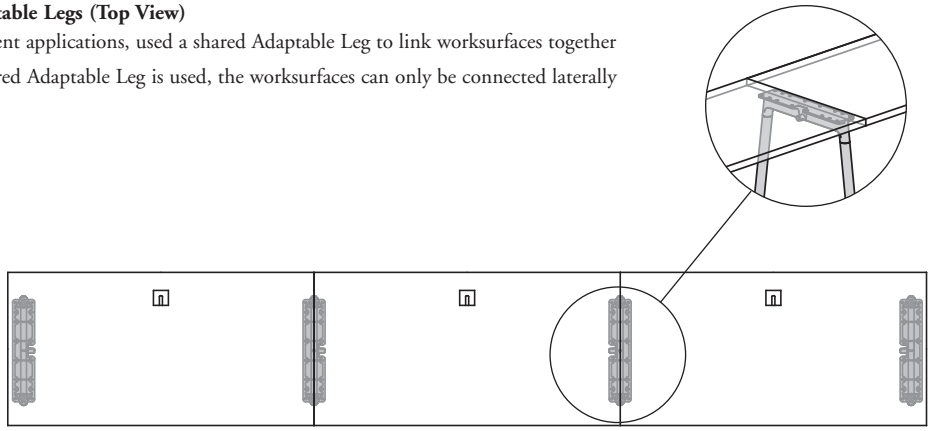

- The Rectangular (THWR), Trapeze (THWT) or Connecting Trapeze (THWC) Worksurfaces can be connected permanently together with a shared leg, when they are the same depth
- The High Rectangular Tables (THTS or THTD) and Rectangular Flip-Top Tables (THFRS or THFRG) **cannot** be used in a shared leg application
- The ADA Adaptable Leg **cannot** be used in a shared leg application



All Rectangular Worksurfaces



All Trapeze Worksurfaces



All Connecting Trapeze Worksurfaces



Trapeze and Rectangular Worksurfaces

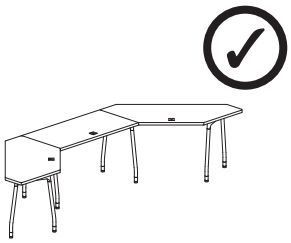

Connecting Trapeze and Rectangular Worksurfaces

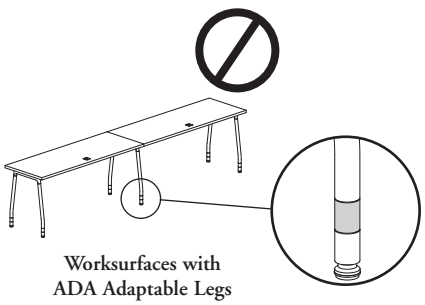

Worksurfaces with ADA Adaptable Legs

worksurface linking basics (continued)

fixed linking plates applications

- For permanent applications, use Fixed Linking Plates to link worksurfaces together
- All connections are possible, lateral, back-to-back, L- or U-configuration, etc

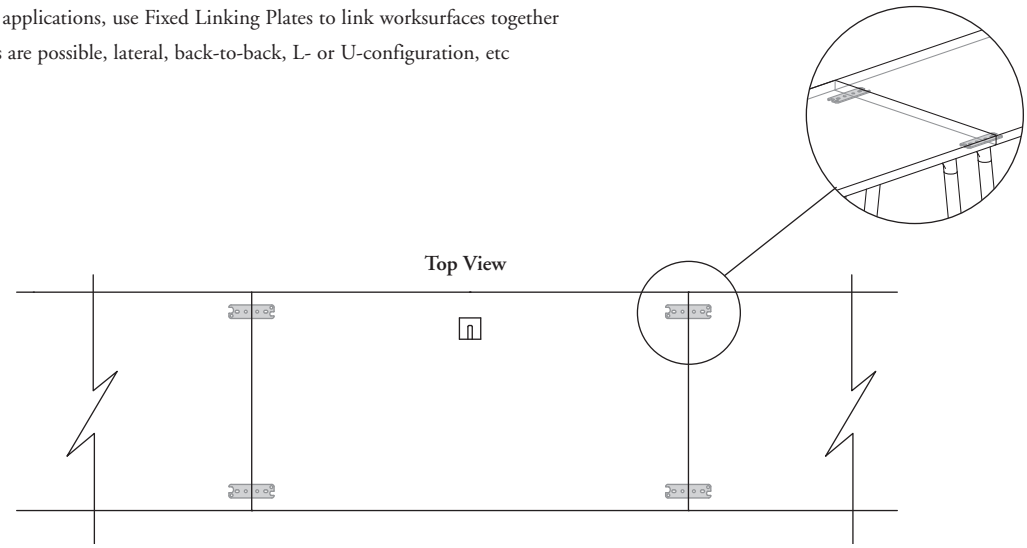

- The Rectangular (THWR), Trapeze (THWT) or Connecting Trapeze (THWC) Worksurfaces, Rectangular Team Worksurface (THWD), High Rectangular Tables (THTS or THTD) and Hub Tables (THHS, THHD) can be connected permanently together with two Fixed Linking Plates
- The Rectangular Flip-Top Tables (THFRS or THFRG) **cannot** be connected permanently together with two Fixed Linking Plates
- The Fixed Linking Plates are not included with the worksurface/table and must be specified separately

Configurations (Top View)

All worksurfaces

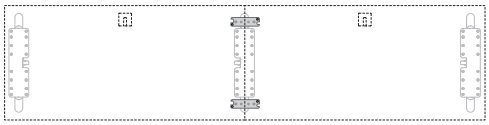

With Shared Adaptable Leg

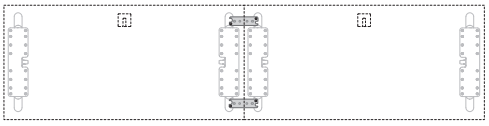

Without Shared Adaptable Leg

Rectangular Team Worksurfaces (THWD)

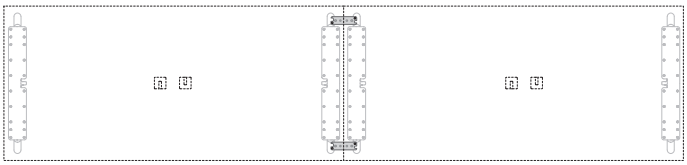

Without Shared Adaptable Leg only

High Tables (THTS, THTD)

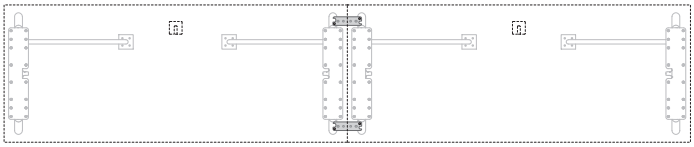

Without Shared Adaptable Leg only

Hub Tables (THHS, THHD)

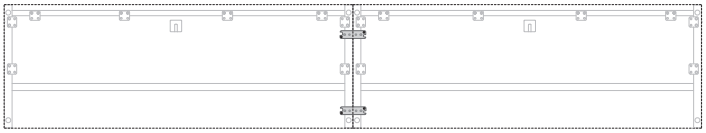

worksurface linking basics (continued)

casual linking device applications

Casual Linking Device

- For casual or temporary applications, worksurfaces can either be casually clustered together using the Casual Linking Device (THCWQ)
- Are used to share the worksurfaces, lateral or back-to-back configuration, when applicable
- Are **not** included with the worksurface and must be specified separately

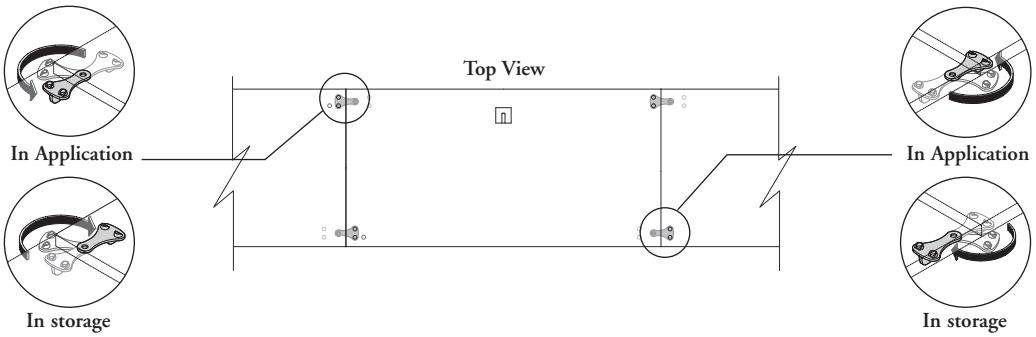

- Only the Rectangular (THWR), Trapeze (THWT) or Connecting Trapeze (THWC) Worksurfaces, or Rectangular Flip-Top Table (THFRS or THFRG) can be connected casually together with Casual Linking Devices
- Worksurface must be connected with two Casual Linking Devices at both ends
- Only Casual modesty panel can be used to allow access and movement of the Casual Linking Device
- Bullnose trim (2) **cannot** be used with Casual Linking Device in back-to-back configuration

Rectangular Worksurface vs Casual Linking Device (Top View)

Can be connected with another Rectangular Worksurface with the same depth and width

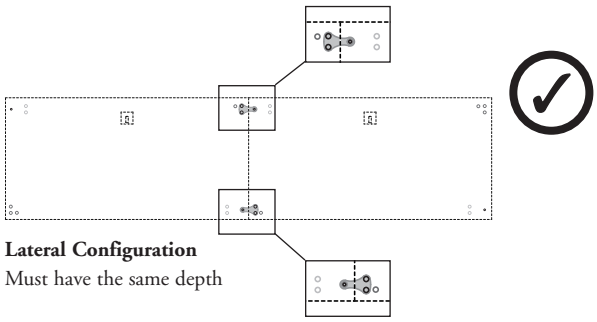

Lateral Configuration
Must have the same depth

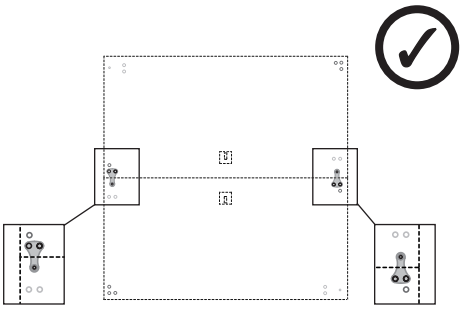

Back-to-Back Configuration
Must have the same width

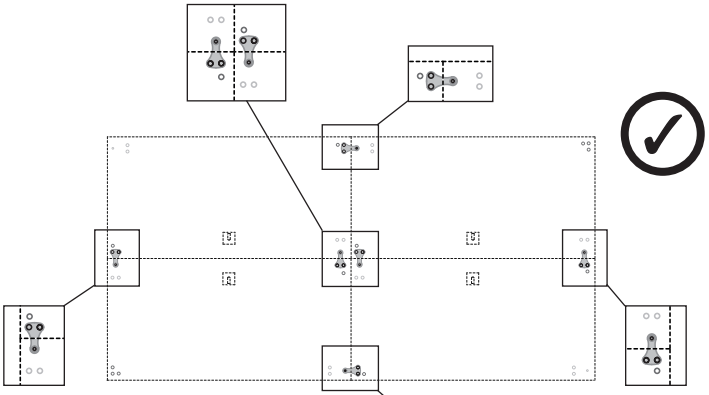

Lateral and Back-to-Back Configuration
Must have the same depth and the same width

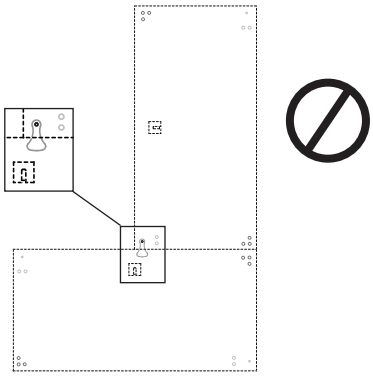

L- or U-Configuration
The worksurfaces are **not** designed for casual L- or U-Configuration

worksurface linking basics (continued)

casual linking device applications (continued)

Trapeze Worksurface vs Casual Linking Device (Top View)
Can be connected with another Trapeze Worksurface only and must have the same depth and angle

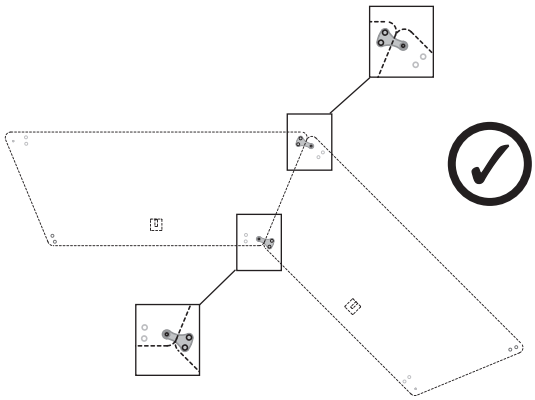

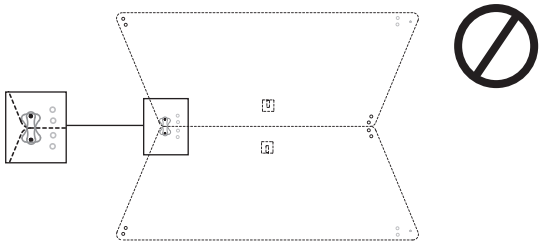

Back-to-Back Configuration
The worksurfaces are not designed for casual configuration

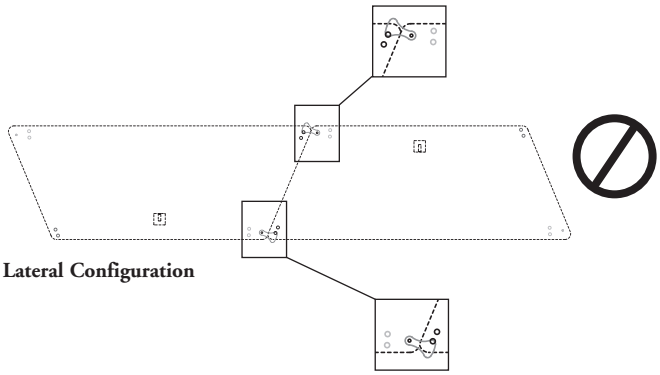

Lateral Configuration

Connecting Trapeze Worksurfacess vs Casual Linking Device (Top View)
- Can be connected with another Connecting Trapeze Worksurface or with Rectangular Worksurface and must have the same depth
- Not applicable with Rectangular Flip-Top Tables

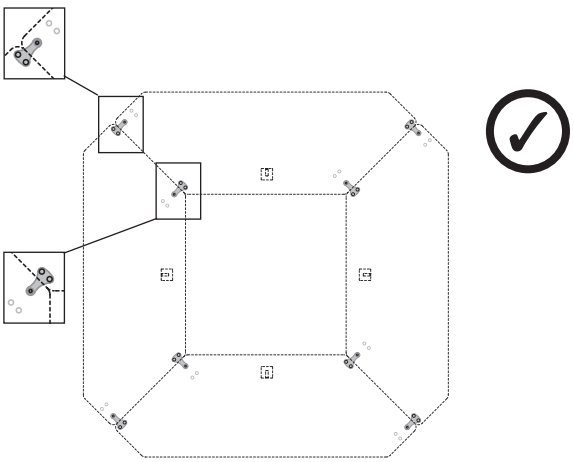

Lateral Configuration
Connected with other Connecting Trapeze Worksurfaces

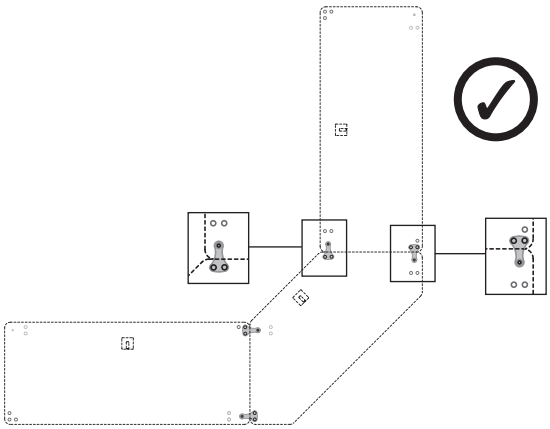

Lateral Configuration
Connected with Rectangular Worksurfaces

underworksurface hook basics

The use of underworksurface hook with Learning Tables are ideal to keep a clean and safe learning room.

Can be specified separately under all learning worksurfaces/tables

Single-Sided Worksurface/Table Application

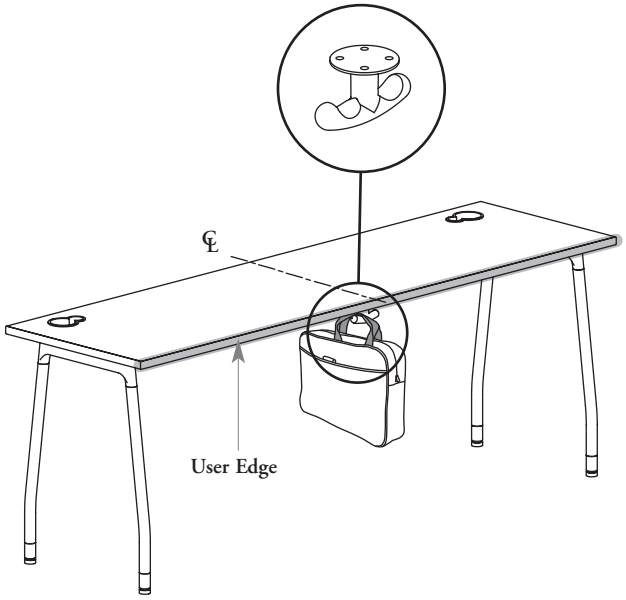

Underworksurface Hook

- The hook is installed underneath the worksurface using pilot holes in the center of the worksurface on the user edge side
- Can be used under a Rectangular or Connecting Trapeze Worksurface wider than 54". Can also be used under a Trapeze Worksurface wider than 66"
- Team worksurface allow installation of two Underworksurface Hook
- Underworksurface Hook can support two bags of any type (handbag, laptop, etc), however maximum charge should not exceed 120 pounds
- Available in Foundation, Mica or Accent colors

Team Worksurface/Table Application

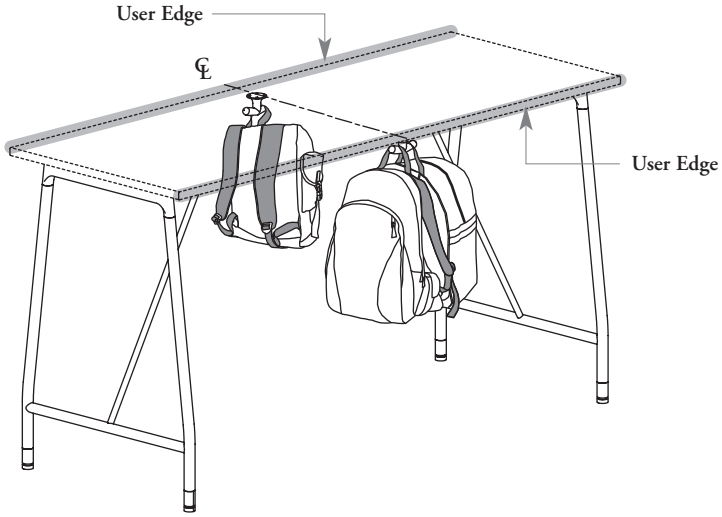

adapter for adaptable leg basics

Adaptable Leg is designed to use on different floor types, answer different mobility levels, integrate ADA solution with the same leg construction, allowing maximum retrofit flexibility by the maintenance team and to minimize inventory.

- These adapters illustred below **cannot** be installed on Adaptable Legs for Flip-Top Table
- All dimensions are actual

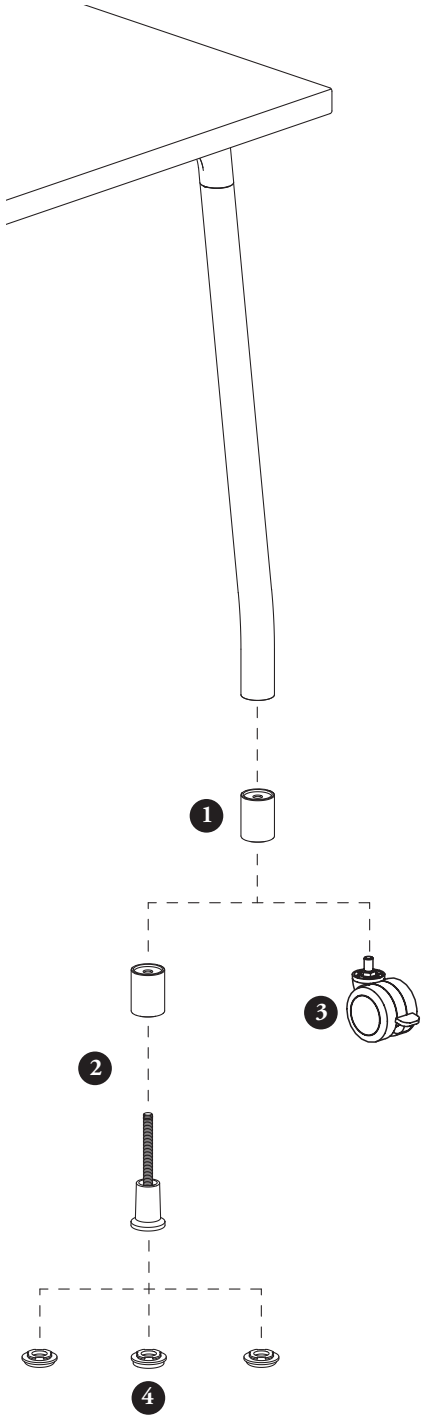

1 ADA Height Extension Kit – Adaptable Leg (THCLE)

- The extension is designed to modify a standard height table (29" height) in an ADA height (33" height)
- Can be installed on all Learning Worksurfaces with Adaptable Legs except for High Rectangular Tables (THTS, THTD)
- Extension Kit is installed between the post and the Leveler or Caster
- Available in Foundation or Mica colors, or Chrome finish

2 Leveler Kit – Adaptable Leg (THCLK)

- Can be specified with all learning worksurfaces/tables
- Allow a leveling range of 1 1/2"
- Levelers include connectors and Leveler Glides
- Can be interchanged with Casters
- Three Levelers Glides are available:
  - Levelers – Felt Glides (F)
  - Levelers – PTFE Glides (P)
  - Levelers – Steel Glides (S)
- Connectors are available in Foundation or Mica colors, or Chrome finish
- Levelers are finished in Black

3 Caster Kit – Adaptable Leg (THCLC)

- Plastic swivel and lockable casters
- Can be specified with all Learning Worksurfaces with Adaptable Legs, except for Connecting Trapeze Worksurface (THWC) and High Rectangular Tables (THTS, THTD)
- Can be interchanged with Levelers
- Casters are finished in Silver and Black
- Caster Adapters are available in Foundation or Mica colors

4 Interchangeable Leveler Glides – Adaptable Leg (THCLG)

- The Leveler Glides are designed to reduce friction and noise when moving while protecting the floor
- Three glides are available:
  - Felt (F):
    Max floor protection/Sand Reduction
    - Vinyl (VCT)
    - Wood
    - Hard floor
  - PTFE (Teflon) (P):
    Easy sliding
    - Vinyl (VCT)
    - Wood
    - Carpet
  - Steel (S):
    Multi-purpose
    - Hard floor
    - Concrete
    - Carpet

pivoting lectern basics

Pivoting Lectern is ideal for dynamic teaching methods by allowing standing height position to use laptop or speaker notes with minimal impact on worksurface.

- Can be installed on-site by qualified installers to drill and install on an existing Solid worksurface
- Not applicable with Flip-Top Tables
- All dimensions are actual

- Allows to support a laptop, papers, projector, etc
- Can be installed on 1"(D) and 1 3/16"(M) worksurfaces only
- Can support up to 25 lbs max
- **Cannot** replace a Fixed Lectern on a Transition Professor Desk (THPT)
- Can be installed on-site
- Available in Foundation, Mica or Accent colors

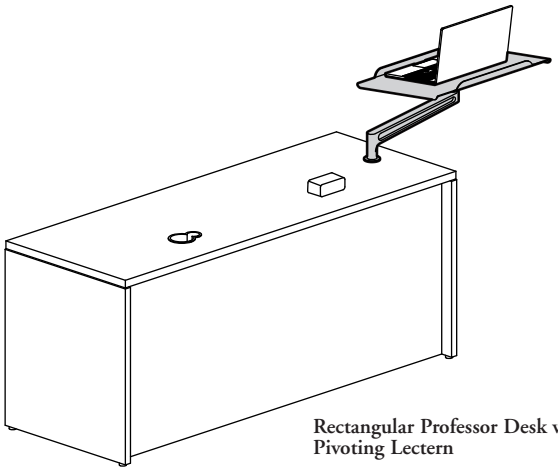

Rectangular Professor Desk with Pivoting Lectern

pivoting lectern configurations

When specified separately, the Pivoting Lectern can be installed left or right

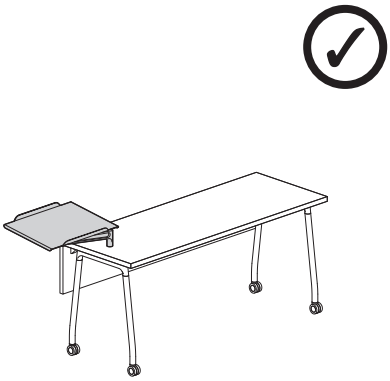

Left Position

Right Position

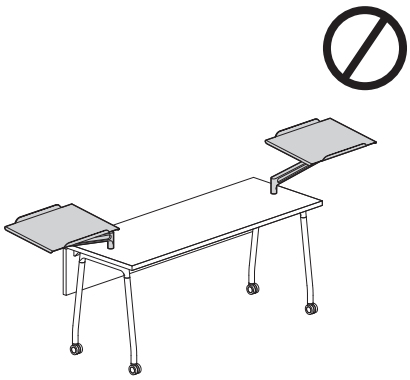

Both End Position
Only one Pivoting Lectern can be specified on professor worksurface/desk

worksurface utility accessory basics

Learning Tables include a wide range of worksurface accessories, which can be ordered separately for in-field retrofit.

- They are located along width of the worksurface and are ideally suited for single or multiple users
- Can be installed on-site by qualified installers to drill and install on an existing Solid or HPL Whiteboard worksurface
- All dimensions are actual

cup holder

- Most individual drink products (coffee cup, traveling mug, standard can, slim can and plastic bottle) fit inside Cup Holder
- Not applicable with Rectangular Flip-Top Table with Glass
- Fit on all worksurface thicknesses (D, M, X)
- Are available in Foundation, Mica or Accent colors

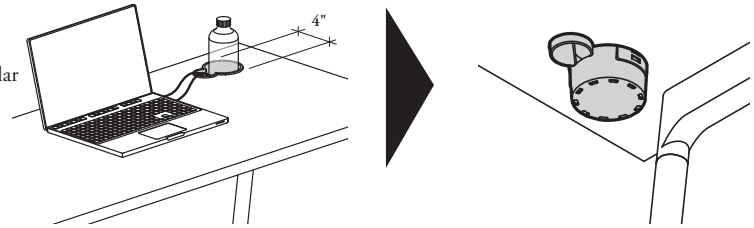

- The design allows the management of a standard electrical wire or a cable data. Only two wires are allowed
- Hardwire **cannot** be managed inside the Cup Holder
- A laptop locking cable can be installed inside the opening

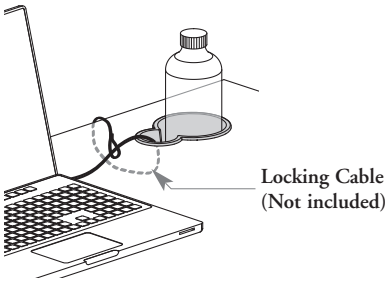

tablet holder

- The retaining rod is height-adjustable to support many type of books, tablets, etc

- Several products (laptop, tablet book) can be storage inside Tablet Holder
- Not applicable with all Flip-Top Tables
- Fit on worksurface (D, M) only
- Are available in Foundation, Mica or Accent colors

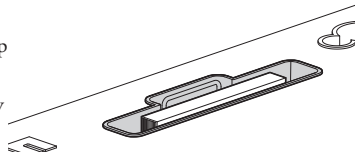

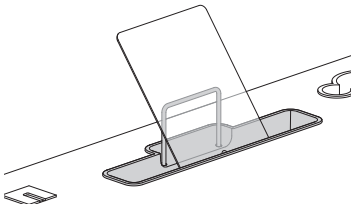

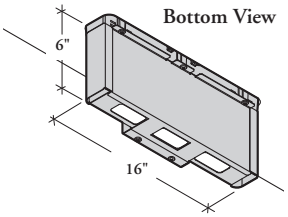

- A laptop locking cable can be attached to the retaining rod

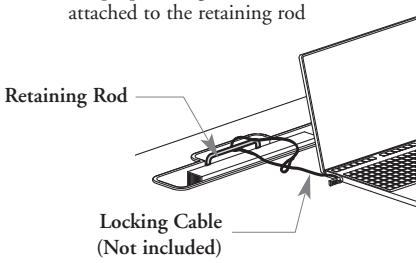

flip-top table utility accessory basics

Complementary Dry-Erase Kit and Marker Holder can be specified with Flip-Top Tables.

Dry-Erase Kit is recommended to use with Marker Holder and Mobile Markerboard to ensure full compatibility.

marker-holder for flip-top table

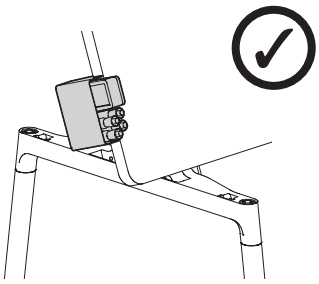

Side Edge Position
(Left (Shown) or Right)



User Edge Position

Can be any placed along user edge, but must be placed between upper supports because may come into conflict

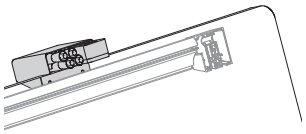

Back Edge Position

Cannot be placed on back side because the activation handle may come into conflict

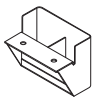

- The design allows the storage for dry-erase markers and eraser
- Can only be installed on user or side edge on flip-top worksurface
- Can be used with:
  - Rectangular Flip-Top Table with HPL Whiteboard Top (D or M)
  - Rectangular Flip-Top Table with Glass Top
- **Cannot** be specified on Mobile Markerboard
- Dry-erase markers and eraser are not included and can be specified separately
- Are available in Foundation, Accent or Mica colors

dry-erase kit

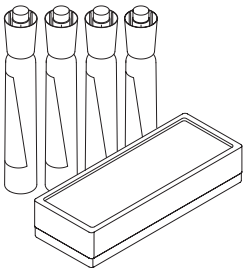

- This kit includes:
  - 4 Expo® Dry-Erase Marquers
  - 1 Expo® Eraser
- Spare kit is also available separately
- This kit fit perfectly in Marker Holder for Flip-Top Table (THFTT) or integrated marker holder of the Mobile Markerboard (THMM) (Shown)

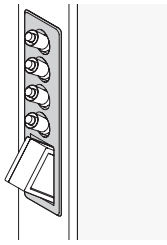

Xpress

THCLA
Adaptable Leg

This legs provide fixed height worksurface support used in freestanding or linked applications. Can also be specified to ease access to people with reduce mobility.

WHAT'S INCLUDED
1 adaptable leg, 2 levelers or 2 lockable casters (as specified), 2 ADA Height Extension Kit (for 33" height only), and mounting hardware.

WHAT'S EXCLUDED
Wire Management Cover.

NOTES
Specify leg depth to match the depth of the worksurface, except 36" deep Rectangular Team Worksurface (THWD), the legs must be specified 30" depth.

Leg height is 29" or 33" from finished floor to the top of the finished worksurface with a leveling range of 1 1/2".

Can be used in shared position between two worksurfaces, except 33" height leg.

The accessories (THCLC, THCLK, THCLE, THCLG, THEML) can be interchangeable and can be specified separately.

When Chrome (H) Lower Support Finish is selected, Platinum (7) for Upper Support Finish is the closest match.

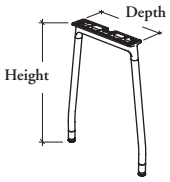

Levelers – Felt (F), PFTE (P) or Steel (S)

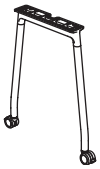

Casters (C)

PRODUCT OPTIONS

Height	Depth	Caster/Leveler Option	Lower Support Finish	Upper Support Finish
29 (Standard Height) (Shown)	20, 24, 30	**C** Casters	**H** Chrome	Foundation
33 (ADA Height)		**F** Levelers – Felt Glides	Foundation	Mica
		P Levelers – PFTE Glides	Mica	Accent
		S Levelers – Steel Glides		

SAMPLE ORDER CODE

THCLA 29	30	S	H	E

DIMENSIONS INCHES / MM

PRICING

H	D	CASTER (C) Foundation/Mica	CASTER (C) Chrome
29 / 29	20 / 20	320	430
29 / 29	24 / 24	330	439
29 / 29	30 / 30	341	449
33 / 33	20 / 20	407	546
33 / 33	24 / 24	417	557
33 / 33	30 / 30	426	567

H	D	LEVELER – GLIDES (F/P/S) Foundation/Mica	LEVELER – GLIDES (F/P/S) Chrome
29 / 29	20 / 20	320	438
29 / 29	24 / 24	330	448
29 / 29	30 / 30	341	457
33 / 33	20 / 20	407	556
33 / 33	24 / 24	417	565
33 / 33	30 / 30	426	575

Xpress

THCMS
Modesty Panel – Solid

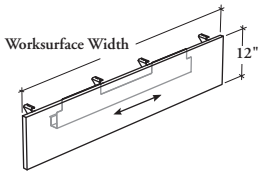

The modesty panel provides additional seated privacy.

WHAT'S INCLUDED
1 modesty panel, 1 built-in cable tray (if specified), and mounting hardware.

NOTES
This modesty panel can be used only on the following products:

- Rectangular Worksurface (THWR)
- Trapeze Worksurface (THWT)
- High Rectangular Table (THTS)
- Rectangular Professor Worksurface (THPR)

Specify modesty panel width to match the width of the worksurface to which it is being applied. For Trapeze Worksurface, refer to the Application Guide for compatibility.

If the Casual Linking Devices are used with tables, only the Casual Modesty Panel Style (C) can be specified.

Hardware is finished in Black.

PRODUCT OPTIONS

Modesty Panel Style	Worksurface Width	Built-In Cable Tray Option	Modesty Panel Finish	Built-In Cable Tray Finish (If Applicable)
C Casual **F** Flush	36, 42, 48, 54, 60, 66, 72, 78, 84	**C** With Built-In Cable Tray (Shown) **W** Without Built-In Cable Tray	Source Laminate Flintwood	Foundation Mica

SAMPLE ORDER CODE

THCMS C	66	W	VZ	

DIMENSIONS INCHES / MM

	CASUAL (C)				FLUSH (F)			
	WITHOUT BUILT-IN CABLE TRAY (W)		WITH BUILT-IN CABLE TRAY (C)		WITHOUT BUILT-IN CABLE TRAY (W)		WITH BUILT-IN CABLE TRAY (C)	
W	Source Laminate	Flintwood	Source Laminate	Flintwood	Source Laminate	Flintwood	Source Laminate	Flintwood
36 / 914	129	451	174	496	147	490	190	534
42 / 1067	141	477	194	530	161	576	215	630
48 / 1219	154	503	216	565	177	603	239	666
54 / 1372	170	590	240	660	190	672	261	741
60 / 1524	184	615	265	697	213	727	294	806
66 / 1676	202	685	294	777	236	774	328	866
72 / 1829	225	739	327	842	259	800	361	901
78 / 1981	248	788	360	898	274	827	386	940
84 / 2134	267	815	389	937	288	942	410	1064

Xpress

THCMM
Modesty Panel – Metal

The modesty panel provides additional seated privacy.

WHAT'S INCLUDED
1 modesty panel, 1 built-in cable tray (if specified), and mounting hardware.

NOTES
This modesty panel can be used only on the following products:

- Rectangular Worksurface (THWR)
- Trapeze Worksurface (THWT)
- High Rectangular Table (THTS)
- Rectangular Professor Worksurface (THPR)

Specify modesty panel width to match the width of the worksurface to which it is being applied. For Trapeze Worksurface, refer to the Application Guide for compatibility.

If the Casual Linking Devices are used with tables, only the Casual Modesty Panel Style (C) can be specified.

Hardware is finished in Black.

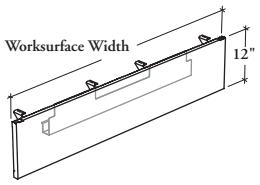

PRODUCT OPTIONS

Modesty Panel Style	Worksurface Width	Built-In Cable Tray Option	Modesty Panel and Built-In Cable Tray Finish
C Casual	36, 42, 48, 54, 60, 66, 72, 78, 84	**C** With Built-In Cable Tray	Foundation
F Flush		**W** Without Built-In Cable Tray	Mica

SAMPLE ORDER CODE

THCMM F	48	C	7

DIMENSIONS INCHES / MM

	CASUAL (C)				FLUSH (F)			
	WITHOUT BUILT-IN CABLE TRAY (W)		WITH BUILT-IN CABLE TRAY (C)		WITHOUT BUILT-IN CABLE TRAY (W)		WITH BUILT-IN CABLE TRAY (C)	
W	Foundation	Mica	Foundation	Mica	Foundation	Mica	Foundation	Mica
36 / 914	255	274	299	318	272	292	316	336
42 / 1067	266	285	319	338	283	303	336	356
48 / 1219	277	297	339	359	295	316	357	378
54 / 1372	289	311	359	380	306	328	376	398
60 / 1524	300	322	381	403	320	344	402	424
66 / 1676	314	336	406	428	335	359	426	451
72 / 1829	328	351	431	453	349	375	451	477
78 / 1981	343	367	454	479	361	387	473	499
84 / 2134	356	381	478	503	373	400	495	521

THCCS

Connecting Trapeze Worksurface Modesty Panel – Solid

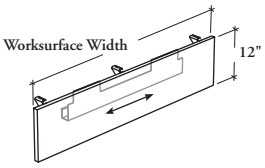

The modesty panel provides additional seated privacy and is compatible only with Connecting Trapeze Worksurface.

WHAT'S INCLUDED
1 modesty panel, 1 built-in cable tray (if specified), and mounting hardware.

NOTES
Must be used under a Connecting Trapeze Worksurface (THWC) only.

Specify modesty panel width to match the width of the worksurface to which it is being applied.

Hardware is finished in Black.

PRODUCT OPTIONS

Worksurface Depth	Worksurface Width	Built-In Cable Tray Option	Modesty Panel Finish	Built-In Cable Tray Finish (If Applicable)
20, 24, 30	42, 48, 54, 60, 66	**C** With Built-In Cable Tray **W** Without Built-In CableTray	Source Laminate Flintwood	Foundation Mica

SAMPLE ORDER CODE

THCCS 24	66	C	VZ	7

DIMENSIONS INCHES / MM

		WITHOUT BUILT-IN CABLE TRAY (W)		WITH BUILT-IN CABLE TRAY (C)	
Wd	Ww	Source Laminate	Flintwood	Source Laminate	Flintwood
20 / 508	42 / 1067	129	451	183	504
20 / 508	48 / 1219	141	477	203	539
20 / 508	54 / 1372	154	503	224	573
20 / 508	60 / 1524	170	590	232	652
20 / 508	66 / 1676	184	615	254	685
24 / 610	42 / 1067	124	422	168	467
24 / 610	48 / 1219	135	465	188	518
24 / 610	54 / 1372	147	490	209	552
24 / 610	60 / 1524	161	576	215	630
24 / 610	66 / 1676	177	603	239	666
30 / 762	42 / 1067	114	398	149	434
30 / 762	48 / 1219	124	422	168	467
30 / 762	54 / 1372	135	465	188	518
30 / 762	60 / 1524	147	490	190	534
30 / 762	66 / 1676	161	576	215	630

THCCM

Connecting Trapeze Worksurface Modesty Panel – Metal

The modesty panel provides additional seated privacy and is compatible only with Connecting Trapeze Worksurface.

WHAT'S INCLUDED
1 modesty panel, 1 built-in cable tray (if specified), and mounting hardware.

NOTES
Must be used under a Connecting Trapeze Worksurface (THWC) only.

Specify modesty panel width to match the width of the worksurface to which it is being applied.

Hardware is finished in Black.

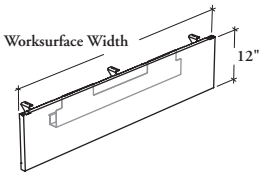

PRODUCT OPTIONS

Worksurface Depth	Worksurface Width	Built-In Cable Tray Option	Modesty Panel and Built-In Cable Tray Finish
20, 24, 30	42, 48, 54, 60, 66	**C** With Built-In Cable Tray **W** Without Built-In CableTray	Foundation Mica

SAMPLE ORDER CODE

THCCM 20	42	W	Q

DIMENSIONS INCHES / MM

Wd	Ww	WITHOUT BUILT-IN CABLE TRAY (W) Foundation	WITHOUT BUILT-IN CABLE TRAY (W) Mica	WITH BUILT-IN CABLE TRAY (C) Foundation	WITH BUILT-IN CABLE TRAY (C) Mica
20 / 508	42 / 1067	255	274	308	330
20 / 508	48 / 1219	266	285	328	351
20 / 508	54 / 1372	277	297	347	372
20 / 508	60 / 1524	289	311	351	377
20 / 508	66 / 1676	300	322	371	397
24 / 610	42 / 1067	250	268	295	316
24 / 610	48 / 1219	261	279	314	336
24 / 610	54 / 1372	272	292	334	358
24 / 610	60 / 1524	283	303	336	360
24 / 610	66 / 1676	295	316	357	382
30 / 762	42 / 1067	242	259	277	297
30 / 762	48 / 1219	250	268	295	316
30 / 762	54 / 1372	261	279	314	336
30 / 762	60 / 1524	272	292	316	338
30 / 762	66 / 1676	283	303	336	360

Xpress

THCFS

Modesty Panel for Flip-Top Table – Solid

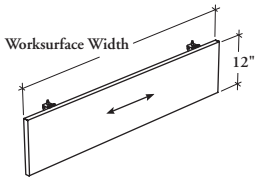

The modesty panel provides additional seated privacy on Flip-Top Tables.

WHAT'S INCLUDED
1 modesty panel and mounting hardware.

NOTES
This modesty panel can only be used on the following products:

- Rectangular Flip-Top Table (THFRS)
- Rectangular Flip-Top Table with Glass Top (THFRG)

Specify modesty panel width to match the width of the worksurface to which it is being applied.

Modesty Panel is installed on activation handle. A securing device is included to lock the activating mechanism.

If the Casual Linking Devices are used with tables, only the Casual Modesty Panel Style (C) can be specified.

Hardware is finished in Soft Gris.

PRODUCT OPTIONS

Modesty Panel Style	Worksurface Width	Modesty Panel Finish
C Casual	42, 48, 54, 60, 66, 72, 78, 84	Source Laminate
F Flush		Flintwood

SAMPLE ORDER CODE

THCFS C	66	XG

DIMENSIONS INCHES / MM

	CASUAL (C)		FLUSH (F)	
W	Source Laminate	Flintwood	Source Laminate	Flintwood
42 / 1067	141	477	161	576
48 / 1219	154	503	177	603
54 / 1372	170	590	190	672
60 / 1524	184	615	213	727
66 / 1676	202	685	236	774
72 / 1829	225	739	259	800
78 / 1981	248	788	274	827
84 / 2134	267	815	288	942

Xpress

THCFM
Modesty Panel for Flip-Top Table – Metal

The modesty panel provides additional seated privacy on Flip-Top Tables.

WHAT'S INCLUDED
1 modesty panel and mounting hardware.

NOTES
This modesty panel can only be used on the following products:

- Rectangular Flip-Top Table (THFRS)
- Rectangular Flip-Top Table with Glass Top (THFRG)

Specify modesty panel width to match the width of the worksurface to which it is being applied.

Modesty Panel is installed on activation handle. A securing device is included to lock the activating mechanism.

If the Casual Linking Devices are used with tables, only the Casual Modesty Panel Style (C) can be specified.

Hardware is finished in Soft Gris.

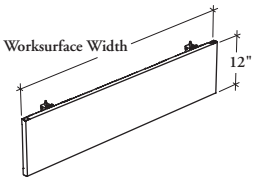

PRODUCT OPTIONS

Modesty Panel Style	Worksurface Width	Modesty Panel Finish
C Casual	42, 48, 54, 60, 66, 72, 78, 84	Foundation
F Flush		Mica

SAMPLE ORDER CODE

THCFM F	78	XG

DIMENSIONS INCHES / MM

W	CASUAL (C) Foundation	CASUAL (C) Mica	FLUSH (F) Foundation	FLUSH (F) Mica
42 / 1067	266	285	283	303
48 / 1219	277	297	295	316
54 / 1372	289	311	306	328
60 / 1524	300	322	320	344
66 / 1676	314	336	335	359
72 / 1829	328	351	349	375
78 / 1981	343	367	361	387
84 / 2134	356	381	373	400

Xpress

T H C W Q
Casual Linking Device

Top View

Back View

The Casual Linking Device is used to connect temporarily two freestanding tables together. It can be linked in lateral or back-to-back position depending of the type of the worksurface specified.

WHAT'S INCLUDED
2 casual linking devices and mounting hardware.

NOTES
Cannot be used when Bullnose Trim (2) is specified.

Cannot be specified on desks and Hub Tables.

Can be used with Casual Modesty Panel only, but the Connecting Trapeze Modesty Panels can also be used with Casual Linking Devices.

Finished in Black.

PRICING

	28

Xpress

T H C W F
Fixed Linking Plates

These plates are used to attach firmly two freestanding tables together.

WHAT'S INCLUDED
2 linking plates and mounting hardware.

NOTES
Cannot be specified on Rectangular Flip-Top Tables.

Finished in Black.

PRICING

	23

Xpress

THCWH
Underworksurface Hook

The hook must be installed centered underneath a worksurface, and hangs up two bags.

WHAT'S INCLUDED
1 hook with mounting hardware.

NOTES
Can be shared between two user's on a Rectangular Worksurface (THWR), Rectangular Flip-Top Tables (THFRS or THFRG) or a Connecting Trapeze Worksurface (THWC) less than 60", or a Trapeze Worksurface (THWT) less than 72" wide.

PRODUCT OPTIONS

Finish
Foundation
Accent
Mica

SAMPLE ORDER CODE

THCWH 7

PRICING

33

Xpress

THCLE

ADA Height Extension Kit – Adaptable Leg

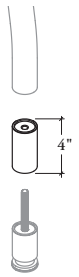

This product is designed to ease access to people with reduce mobility by adding required height to an Adaptable Leg.

WHAT'S INCLUDED
4 ADA height extensions.

WHAT'S EXCLUDED
Adaptable Leg.

NOTES
Can be used with Caster Kit (THCLC) or Leveler Kit (THCLK).

Cannot be used when a leg is used to connect two tables.

Cannot be used with Adaptable Legs for Flip-Top Table.

PRODUCT OPTIONS

Finish
H Chrome
Foundation
Mica

SAMPLE ORDER CODE

THCLE E

PRICING

Foundation/Mica	Chrome (H)
173	235

Xpress

THCLK
Leveler Kit – Adaptable Leg

This kit allows to retrofit on two Adaptable Legs to levelers.

WHAT'S INCLUDED
4 levelers with glides and 4 connectors (as specified).

WHAT'S EXCLUDED
Adaptable Leg.

NOTES
Leveling range of 1 1/2".

Can be interchanged with the Caster Kit (THCLC).

Leveler is finished in Black.

PRODUCT OPTIONS

Leveler Glide Style	Connector Finish
F Felt Glides	**H** Chrome
P PTFE Glides	Foundation
S Steel Glides	Mica

SAMPLE ORDER CODE

THCLK F	H

PRICING

Foundation/Mica	Chrome (H)
66	87

Xpress

THCLG

Interchangeable Leveler Glide – Adaptable Leg

This kit allows to modify glide style on Adaptable Legs with levelers.

WHAT'S INCLUDED
12 leveler glides.

WHAT'S EXCLUDED
Adaptable Leg with levelers (require leveler connectors).

NOTES
Leveler is finished in Black.

PRODUCT OPTIONS

Leveler Glide Style	
F	Felt Glides
P	PTFE Glides
S	Steel Glides

SAMPLE ORDER CODE

THCLG P

PRICING

	71

Xpress

THCLC
Caster Kit – Adaptable Leg

This kit allows to retrofit on two Adaptable Legs to casters.

WHAT'S INCLUDED
4 lockable casters with adaptors.

WHAT'S EXCLUDED
Adaptable Leg.

NOTES
Cannot be specified on High Tables (THTS, THTD) or Connecting Trapeze Table (THWC) to replace the levelers..

Can be interchanged with the Leveler Kit (THCLK).

The caster is finished in Silver and Black.

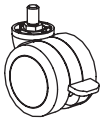

PRODUCT OPTIONS

Adapter Finish
Foundation
Mica

SAMPLE ORDER CODE

THCLC 7

PRICING

	66

Xpress

THCWP
Pivoting Lectern

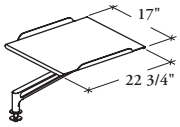

Pivoting Lectern is designed to provide support for speaker notes or laptop in standing height position.

WHAT'S INCLUDED
1 shelf, swivel arm, and mounting hardware.

NOTES
Cannot be used with Trapeze (THWT), Connecting Trapeze (THWC) or Rectangular Worksurface (THWR).

Fit on 1" (D) and 1 3/16" (M) worksurface thicknesses.

Cannot be used with all Rectangular Flip-Top Tables.

PRODUCT OPTIONS

Worksurface Thickness	Finish
D 1"	Foundation
M 1 3/16"	Accent
	Mica

SAMPLE ORDER CODE

THCWP M	7

WORKSURFACE THICKNESS	PRICING	
	Foundation	Accent/Mica
D / M	926	974

Xpress

THCWC
Cup Holder

Cup Holder can hold most individual drinking container and allows a wire-through capacity.

WHAT'S INCLUDED
1 cup holder and hardware.

NOTES
Fit on all worksurface thicknesses.

Cannot be used with Rectangular Flip-Top Table with Glass Top.

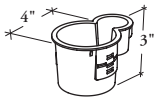

PRODUCT OPTIONS

Finish
Foundation
Accent
Mica

SAMPLE ORDER CODE

THCWC 7

PRICING

	33

Xpress

THCWT
Tablet Holder

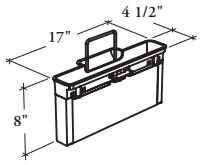

Tablet Holder is designed to hold tablet or book in a reading position while providing storage spaces.

WHAT'S INCLUDED
1 tablet holder and hardware.

NOTES
Fits on 1" (D) and 1 3/16" (M) worksurface thicknesses.

Cannot be specified on a 20" deep worksurface.

Cannot be used with all Rectangular Flip-Top Tables.

PRODUCT OPTIONS

Ring Finish

Foundation
Accent
Mica

SAMPLE ORDER CODE

THCWT E

PRICING

Foundation	Accent/Mica
277	297

Xpress

THFTT
Marker Holder for Flip-Top Table

WHAT'S INCLUDED
1 marker holder for flip-top table and mounting hardware.

WHAT'S EXCLUDED
Dry-Erase Kit.

NOTES
Can only be installed on user or side edge on flip-top worksurface.

Cannot be installed on a Mobile Markerboard.

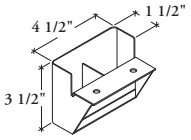

PRODUCT OPTIONS

Tray Finish
Foundation
Acccent
Mica

SAMPLE ORDER CODE

THFTT E

PRICING

Foundation	Accent/Mica
55	63

Xpress

THDEK
Dry-Erase Kit

WHAT'S INCLUDED
4 Expo® dry-erase markers and 1 Expo® eraser.

WHAT'S EXCLUDED
Marker Holder for Flip-Top Table.

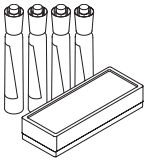

PRODUCT OPTIONS

Type
A Expo® Kit

SAMPLE ORDER CODE

THDEK A

PRICING

78

collaboration tools

collaboration tools

PRODUCT MAP 149

MOBILE MARKERBOARD CONFIGURATIONS 150

MOBILE MARKERBOARD BASICS 151

MOBILE MARKERBOARD DIRECTION 152

PRODUCT LISTING 153

product map

T H M M Mobile Markerboard

Page 153
Height: 66" or 72" / Width: 42" or 48"

Non-Magnetic Glass

Magnetic Glass

mobile markerboard configurations

All Mobile Markerboard configurations are available in widths 42" or 48" and heights 66" or 72"

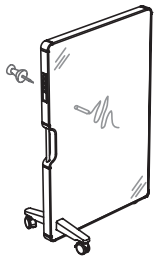

Non-Magnetic Glass Front (G)/ Fabric Back (F)

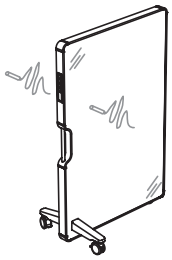

Non-Magnetic Glass Front (G)/ Non-Magnetic Glass Back (G)

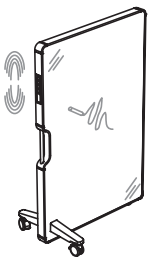

Non-Magnetic Glass Front (G)/ Solid Back (S)



Magnetic Glass Front (M)/ Fabric Back (F)

- Fabric on the backside is tackable
- Fabric is applied "off the bolt", *see Fabrics & Finish Program guide* for more information

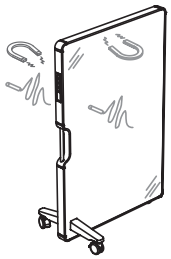

Magnetic Glass Front (M)/ Magnetic Glass Back (M)

- Magnetic or non-magnetic glass allows a writing surface
- Only magnetic glass allows magnetic surface for viewing documents
- The glass is 5/32" (4 mm) Back-Painted tempered glass thickness

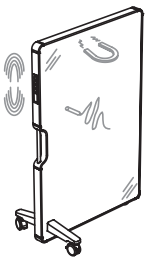

Magnetic Glass Front (M)/ Solid Back (S)

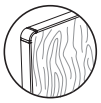

- Solid backside are available in Source Laminate or Flintwood
- The panel is 11/16" thick

mobile markerboard basics

The Mobile Markerboard is designed to enhance collaboration in learning and meeting areas. Its unique design allows to place two markerboard side-by-side to extend writing worksurface without minimal supports into the user space.

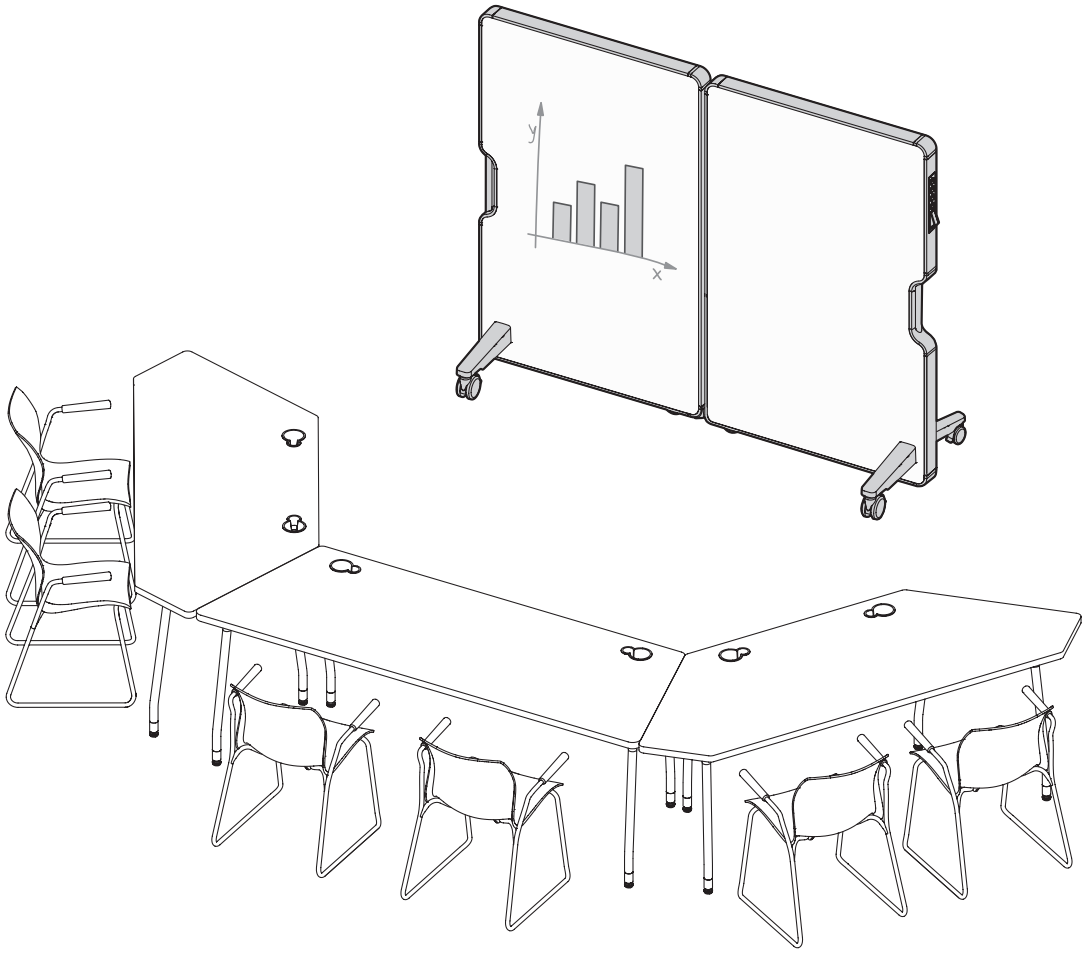

Mobile Markerboard (THMM)

- Two front finish options are available: magnetic glass and non-magnetic glass
- Comes with a variety of back finish options including fabric, magnetic glass, non-magnetic glass and solid
- Are not structural, therefore do not support worksurfaces
- An handle is included and can be specified left or right
- Comes with two feet for more stability
- Three casters are included:
  - 1 lockable swivel caster on each foot. Casters have a 75 mm diameter
  - 1 not lockable unidirectional caster, on front, underneath of the board. Caster has a 100 mm diameter.
- The casters **cannot** be replaced by levelers

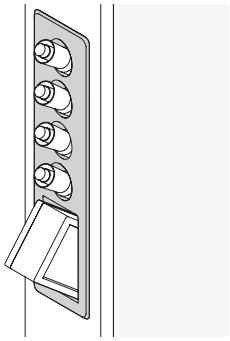

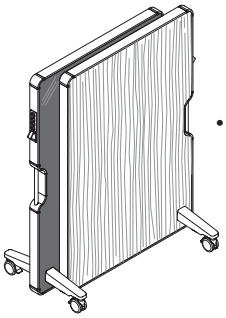

- Two Mobile Markerboard can be nested together

- Integrated marker holder, dry-markers and eraser are included
- A spare Dry-Erase Kit can be specified separately. See Supports & Accessories section for details

mobile markerboard grain direction

laminate panel grain/pattern direction

- Grain direction is an important factor. If a different grain direction is required, please contact your Teknion Customer Service Representative
- The pattern/grain direction of Laminate are **not** "centered"

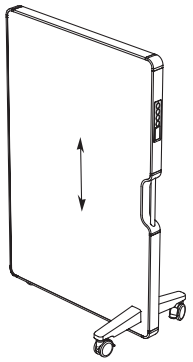

Laminate = **= Grain Direction =**

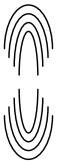

Back View



flintwood grain/pattern direction

- Grain/patterns are **not** "centered"
- Applies to Flintwood (Standard and Cathedral)

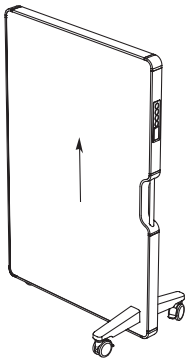

Grain direction will appear in the same direction, from bottom to top

Back View

Grain Direction

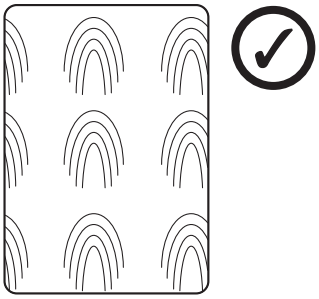

Grain Direction

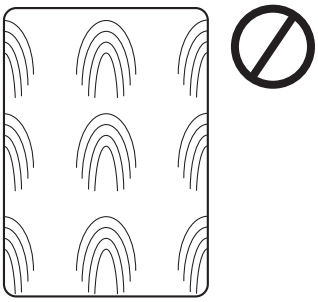

= Grain Direction =

For finishes; see page 30

THMM
Mobile Markerboard

The Mobile Markerboard provides visual privacy and space division with writing surface.

WHAT'S INCLUDED
1 mobile markerboard, 1 integrated marker holder, 4 dry-erase markers, 1 eraser, 1 handle, 6 rare earth magnets (magnetic glass only), 2 feet with casters and 1 unidirectional caster.

NOTES
When Magnetic Glass Front Configuration (M) is specified, the Non-Magnetic Glass Back Configuration (G) is not available.

When Non-Magnetic Glass Front Configuration (G) is specified, the Magnetic Glass Back Configuration (M) is not available.

Magnetic or Non-Magnetic Glass is a 5/32" (4 mm) tempered glass thickness.

Additional Dry-Erase Kit (THDEK) are also available separately.

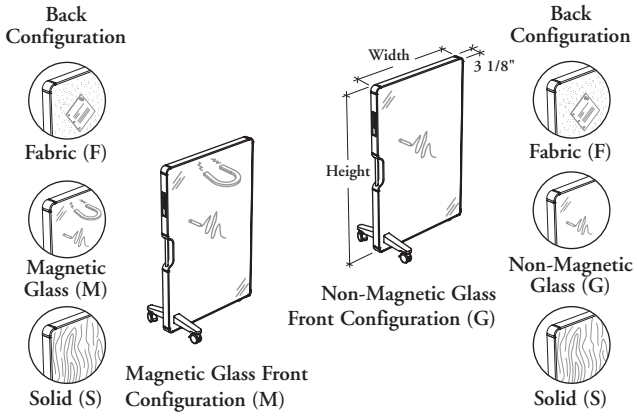

PRODUCT OPTIONS

Front Configuration	Back Configuration	Height	Width	Handle Position	Front Finish	Back Finish	Frame Finish	Handle and Foot Finish
M Magnetic Glass **G** Non-Magnetic Glass	**F** Fabric **G** Non-Magnetic Glass **M** Magnetic Glass **S** Solid	66, 72	42, 48	**L** Left (Shown) **R** Right	Back-Painted Glass	Source Laminate Flintwood Back-Painted Glass Fabric	Foundation Mica Accent	**C5** Satin Chrome Foundation Mica Accent

SAMPLE ORDER CODE

THMM M	**S**	**72**	**48**	**L**	**K7**	**3U**	**L**	**L**

DIMENSIONS INCHES / MM

NON-MAGNETIC GLASS FRONT CONFIGURATION (G)

H	W	BACK CONFIGURATION: FABRIC (F) COM/ Gr. A	Gr. 1	Gr. 2	Gr. 3	Gr. 4	Gr. 5	Gr. 7	NON-MAGNETIC (G) Back-Painted Glass	SOLID (S) Source Laminate	SOLID (S) Flintwood	UPCHARGE SATIN CHROME (C5)
66 / 1676	42 / 1067	2401	2422	2464	2507	2574	2640	2740	3033	2341	3152	55
66 / 1676	48 / 1219	2677	2700	2744	2787	2856	2924	3026	3412	2640	3489	55
72 / 1829	42 / 1067	2588	2610	2655	2699	2770	2839	2944	3276	2533	3368	55
72 / 1829	48 / 1219	2822	2848	2894	2939	3012	3083	3191	3624	2792	3670	55

MAGNETIC GLASS FRONT CONFIGURATION (M)

H	W	BACK CONFIGURATION: FABRIC (F) COM/ Gr. A	Gr. 1	Gr. 2	Gr. 3	Gr. 4	Gr. 5	Gr. 7	MAGNETIC (M) Back-Painted Glass	SOLID (S) Source Laminate	SOLID (S) Flintwood	UPCHARGE SATIN CHROME (C5)
66 / 1676	42 / 1067	2556	2577	2620	2662	2729	2796	2895	3343	2496	3307	55
66 / 1676	48 / 1219	2851	2875	2919	2962	3030	3099	3201	3762	2815	3664	55
72 / 1829	42 / 1067	2753	2776	2820	2865	2935	3005	3109	3607	2698	3533	55
72 / 1829	48 / 1219	3009	3035	3080	3126	3198	3270	3377	3996	2979	3856	55

study tables

study tables

PRODUCT MAP 157

HUB TABLE BASICS 158

LIBRARY TABLE BASICS 166

PENINSULA WORKSURFACE FOR LIBRARY TABLE BASICS 176

ADA EXTENSION FOR LIBRARY TABLE BASICS 178

END SUPPORT FOR LIBRARY TABLE BASICS 180

PRODUCT LISTING 182

product map

T H H S Hub Table – Single-Sided

Page 182
Depth: 20" or 24" / Width: 60" – 90" /
Height: 29" – 42"

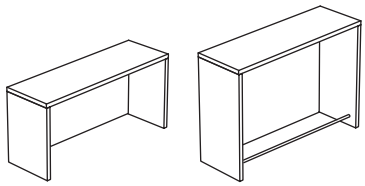

T H H D Hub Table – Double-Sided

Page 186
Depth: 30" – 48" / Width: 60" – 90" /
Height: 29" – 42"

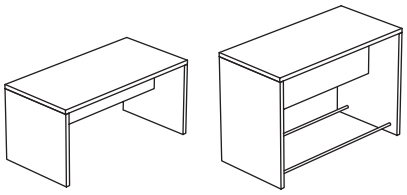

T H L S Library Table – Single-Sided

Page 190
Depth: 24" or 30" / Width: 30" – 42" /
Height: 29"

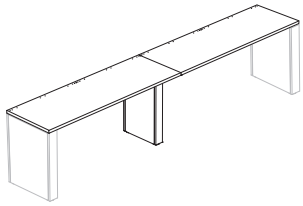

T H L D Library Table – Double-Sided

Page 194
Depth: 48" or 60" / Width: 30" – 42" /
Height: 29"

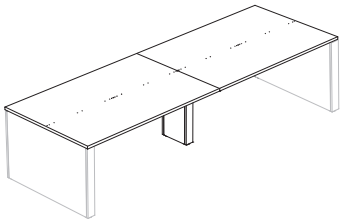

T H L W Peninsula Worksurface for Library Table – Double Sided

Page 198
Depth: 48" or 60" / Width: 60" – 84" /
Height: 29"

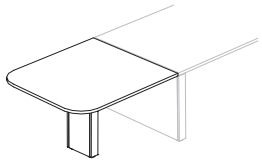

T H E S ADA Extension for Library Table – Single-Sided

Page 200
Depth: 24" or 30" / Width: 40" – 60" /
Height: 33"

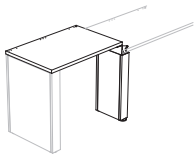

T H E D ADA Extension for Library Table – Double-Sided

Page 201
Depth: 48" or 60" / Width: 40" – 60" /
Height: 33"

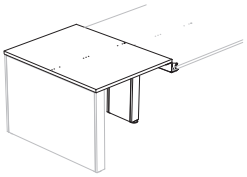

T H L B Q Square Post Legs

Page 202
Height: 29" or 33" / Width: 24" – 60"

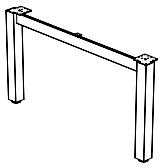

T H L B G End Gable – Solid

Page 203
Height: 29" or 33" / Width: 24" – 60"

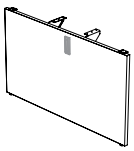

T H L B R Rectangular Base

Page 204
Height: 29" or 33" / Width: 24" – 60"

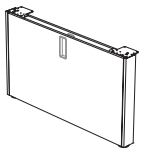

hub table basics

Individual or collaborative working table for research station, common spaces, cafeteria or laboratory.

All dimensions are actual



42" high Hub Table – Shared with Half-Height Modesty Panel (Shown)

hub table styles & seating capacities

- The following tables can be used alone or connected to another Hub Tables
- Shipped knocked down

Rectangular Shapes

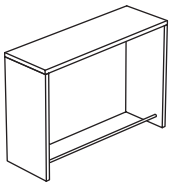

Hub Table – Single-Sided (THHS)

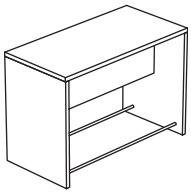

Hub Table – Double-Sided (THHD)

The chart below outlines the quantity of suitable seats for each table size

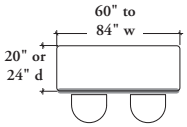

Two Users

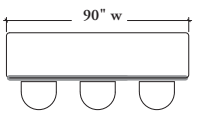

Three Users

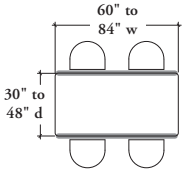

Four Users

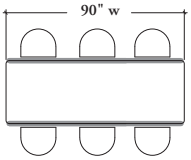

Six Users

Worksurface user edge is indicated with a shaded line

For worksurface thicknesses; see page 24

For edge trim applications; see page 26

hub table basics (continued)

height configurations

Three heights are available:

– 29" height for standard application
– 36" height for stool application
– 42" height for stool application or standing height

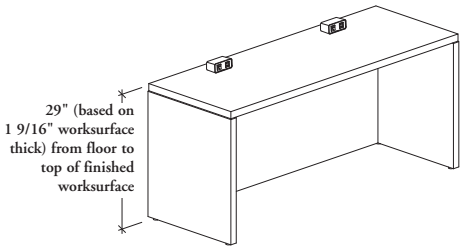

Standard Height Application
Allows use of the standard height chairs

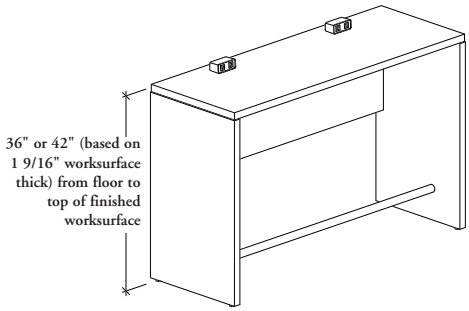

Stool Height Application
Allows use of the stool height chairs

footrest configurations

- Two Footrest options are available:
  – With Footrest (W)
  – No Footrest (N)
- When specified, the Single-Sided Hub Tables come with a Footrest tube on one side and the Double-Sided Hub Tables come with a Footrest on both sides
- The Footrest diameter is 1 3/8" and is finished in Chrome

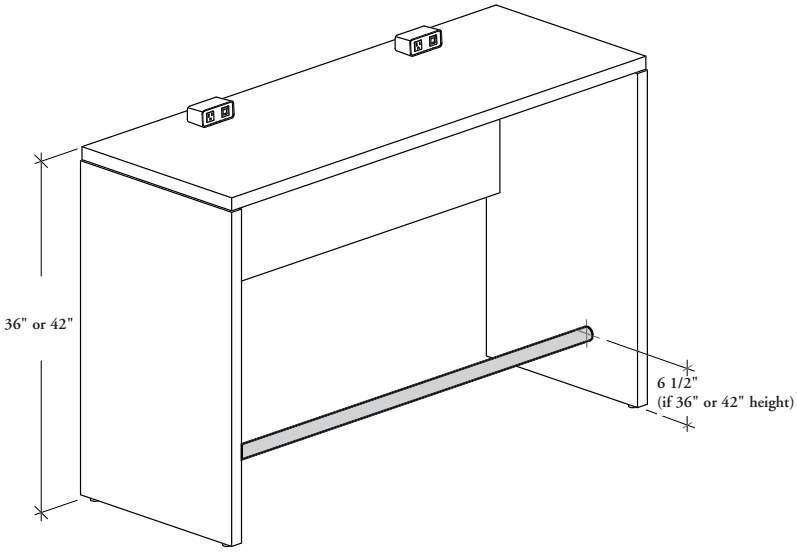

hub table basics (continued)

modesty panel styles

Create privacy below the worksurface and it is required on all Hub Tables for structural stability

Full-Height Modesty Panels

- Only available with Single-Sided Hub Tables
- A Cable Pass-Through is included when accessories are specified on the worksurface
- Modesty panel comes with a recessed gap of 1 1/8" to ease access to building wall outlets and also provide power-plug clearance

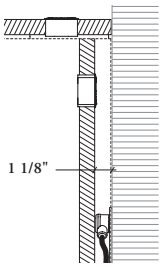

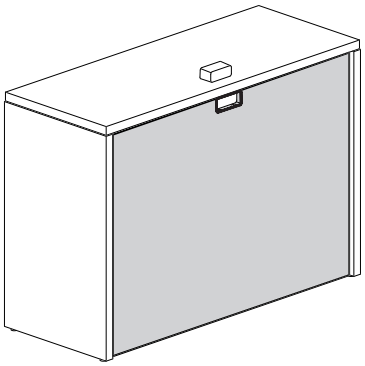

1 1/8" Recessed Power-Plug Clearance
Full-Height (F)

Wall Access Modesty Panels

- Only available with Single-Sided Hub Tables
- A Cable Pass-Through is included when accessories are specified on the worksurface
- The 20 3/8" clearance above floor allows access to wall outlets

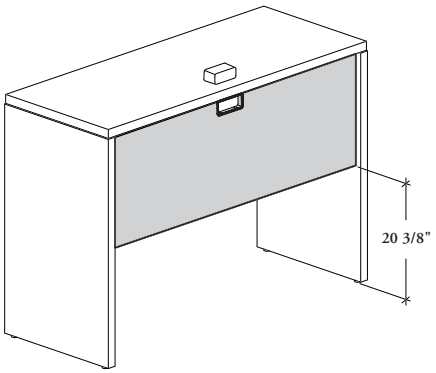

1 1/8" Recessed Wall Access (W)

Half-Height Modesty Panels

- Only available with Double-Sided Hub Tables
- Centered below the worksurface of a Double-Sided Hub Table
- A Cable Pass-Through is included when accessories are specified on 42" or 48" deep tables

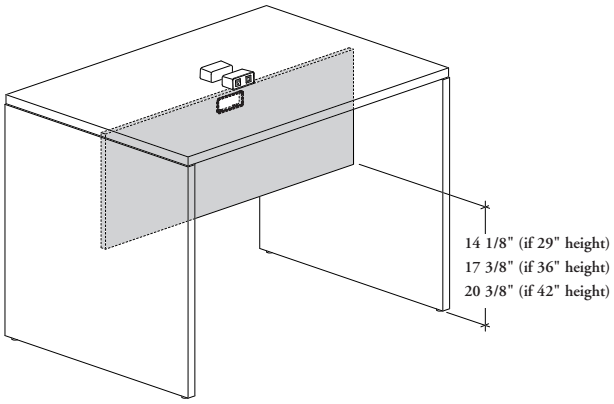

Half-Height (H)

hub table basics (continued)

typical applications

- The size of the room and the number of people to be seated must be considered when specifying the tables
- The following examples are typical applications of library, laboratory learning room, common space and cafeteria

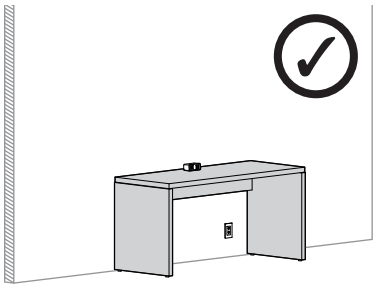

Single-Sided Hub Tables can be used alone and must be used against a wall for aesthetic

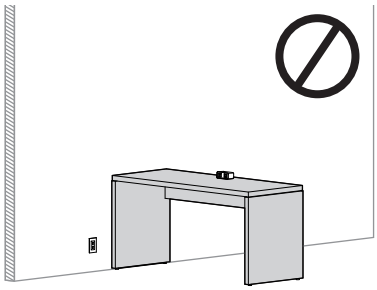

It is not intended for corridor or visitor applications

library

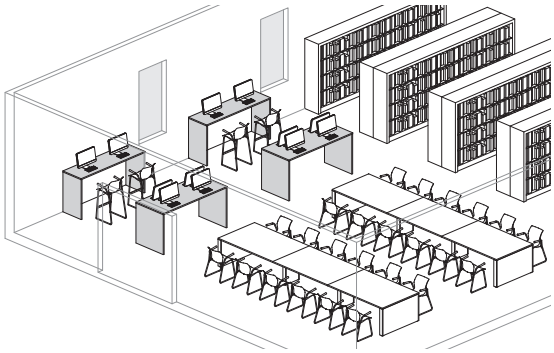

The 36" or 42" high Hub Tables allow a variation height versus to Library Tables

laboratory learning room

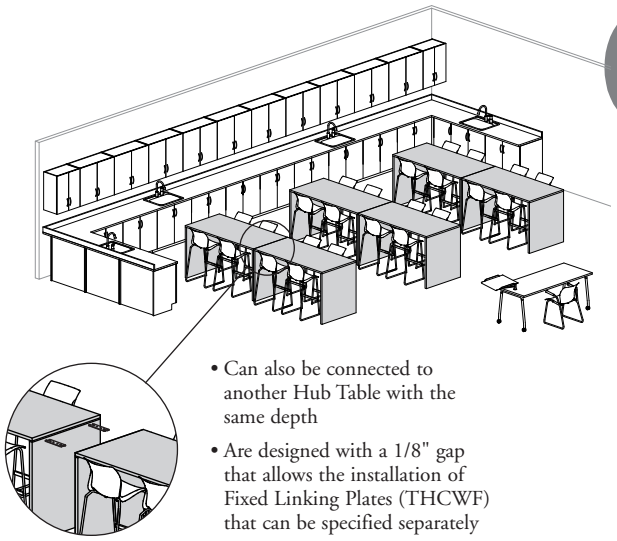

- Can also be connected to another Hub Table with the same depth
- Are designed with a 1/8" gap that allows the installation of Fixed Linking Plates (THCWF) that can be specified separately

common space

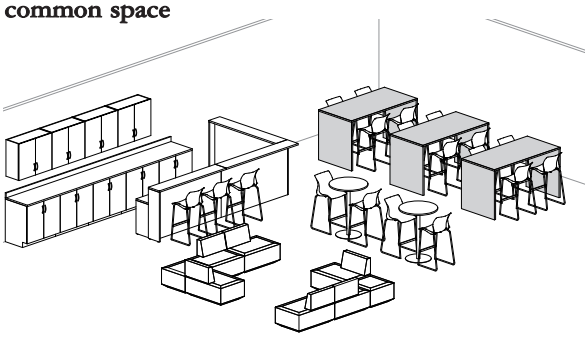

cafeteria

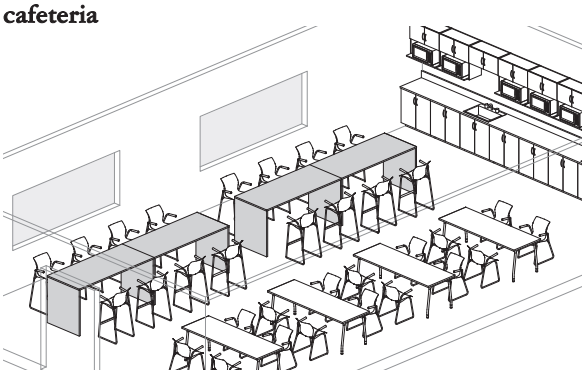

For worksurface sharing applications; see page 119

hub table basics (continued)

planning with grommets & accessories

- Grommet and Accessory style should be determined at time of specification. The surface will come with pre-drilled holes to ease the installation
- The accessories can also be specified separately for on-site retrofit
- They are located along width of the worksurface and are ideally suited for single or multiple users
- When accessories are specified, a Cable Pass-Through on modesty panel and Wire Management Clips are included

Hub Table – Single-Sided (THHS)

	2 users / 60" to 84" w	3 users / 90" w
Grommet – One (G1)	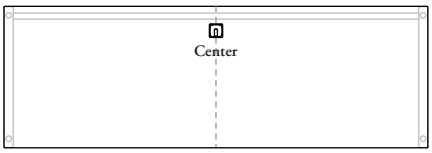 Shared-Users Application	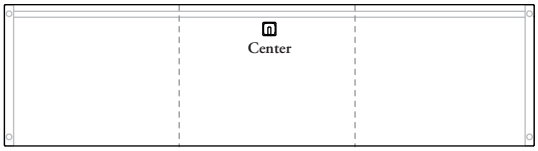 Shared-Users Application
Grommet – Two (G2)	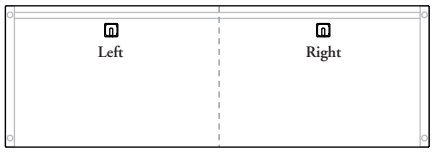 Single-User Application	Shared-Users Application
Grommet – Three (G3)	N/A	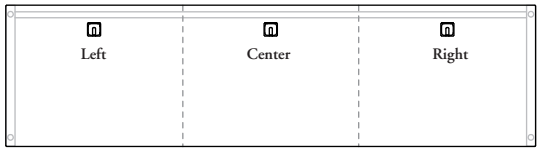 Single-User Application
Power/Data Center – One (P1) • When a 29" or 36" high Hub Table is specified, the Power/Data Center comes with 72" cord length • When a 42" high Hub Table is specified, the Power/Data Center comes with 120" cord length	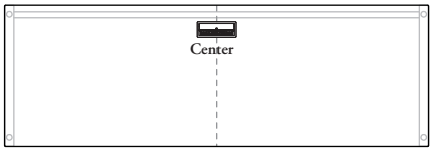 Shared-Users Application	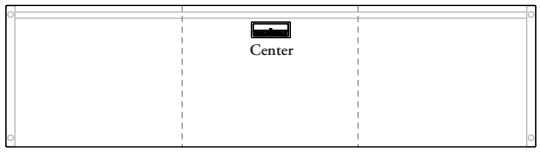 Shared-Users Application

For Grommet or Power/Data Center details; see Lighting, Electrics & Communications section

hub table basics (continued)

planning with grommets & accessories (continued)

Hub Table – Double-Sided (THHD)

Only the 42" or 48" deep tables can be specified with accessories

4 users / 60" to 84" w

6 users / 90" w

Grommet – One (G1)

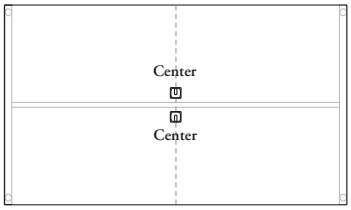

Shared-Users Application

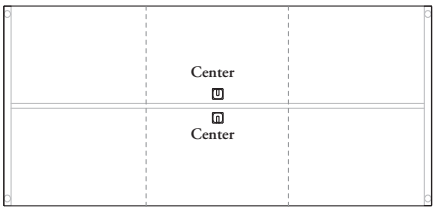

Shared-Users Application

Grommet – Two (G2)

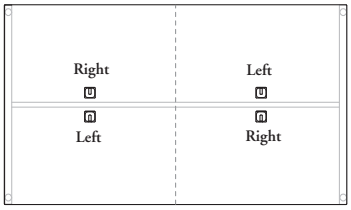

Single-User Application

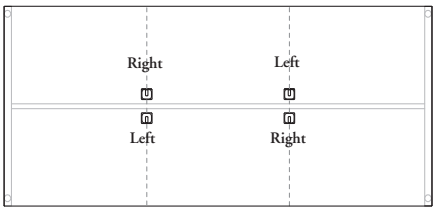

Shared-Users Application

Grommet – Three (G3)

N/A

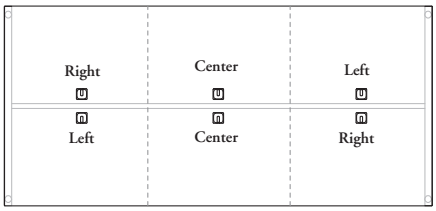

Single-User Application

Power/Data Center – One (P1)

- When a 29" or 36" high Hub Table is specified, the Power/Data Center comes with 72" cord length
- When a 42" high Hub Table is specified, the Power/Data Center comes with 120" cord length

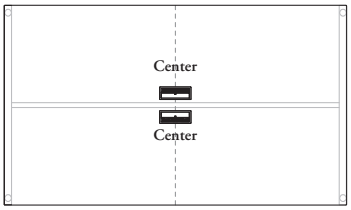

Shared-Users Application

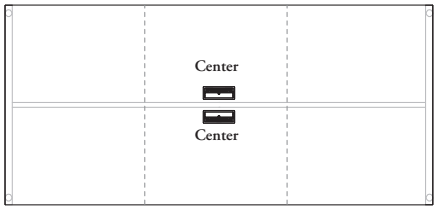

Shared-Users Application

hub table basics (continued)

laminate surface grain/pattern direction

- Grain direction is an important factor when planning learning configuration, if a different grain direction is required, please contact your Teknion Customer Service Representative
- The pattern/grain direction of Laminate are **not** "centered"
- Shading indicates user edge

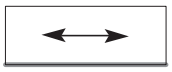

Hub Table – Single-Sided (THHS)

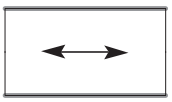

Hub Table – Shared (THHD)

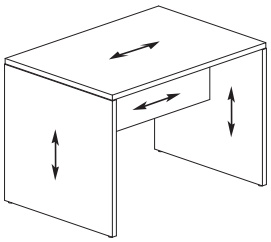

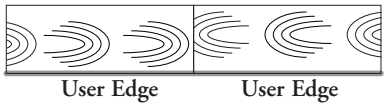

Laminate = **= Grain Direction =**

flintwood surface grain/pattern direction

- There is no user edge so care must be taken during installation to match grain/pattern direction
- Grain/patterns are **not** "centered"
- Applies to Flintwood (Standard and Cathedral)

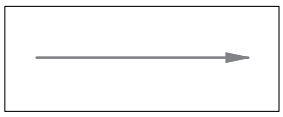

- Grain direction will appear in the same direction, from side to side worksurface
- For Cathedral Flintwoods the grain will run from left to right fron the user's perspective

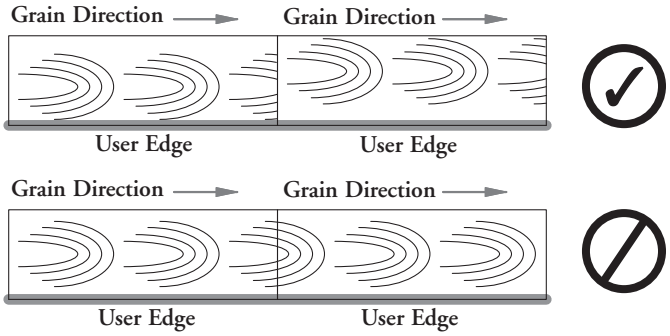

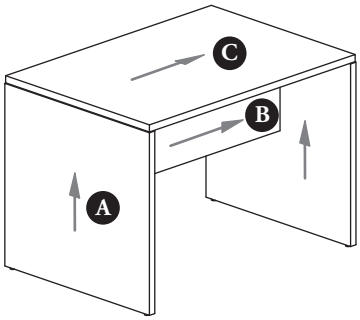

- For Cathedral Flintwood the grain runs from bottom to top
- Grain direction on Supports is always vertical
- There is no matching grain across Support (A), Modesty Panel (B) and Worksurface (C)

Flintwood = **= Grain Direction =**

For finishes; see page 33

library table basics

Thesis Library Tables can be used in a variety of applications, from open collaborative workspaces to addresses that offer a higher degree of privacy. It is typically planned double-sided where users face each other, but single-sided application is also available.

typical applications

- Two configurations are available: Single- or Double-Sided
- Single-Sided Library Tables must be used against a wall for aesthetic
- **Cannot** specify under worksurface pedestals
- Two wiring systems are available: plug-in or shielded wiring (7K) systems
- Electrical and communication cables can be managed below the worksurface level

collaboration

Ideal for collaborative workspaces where free-flowing communication is essential, including library and organization-wide open plans designed to accommodate multiple project teams

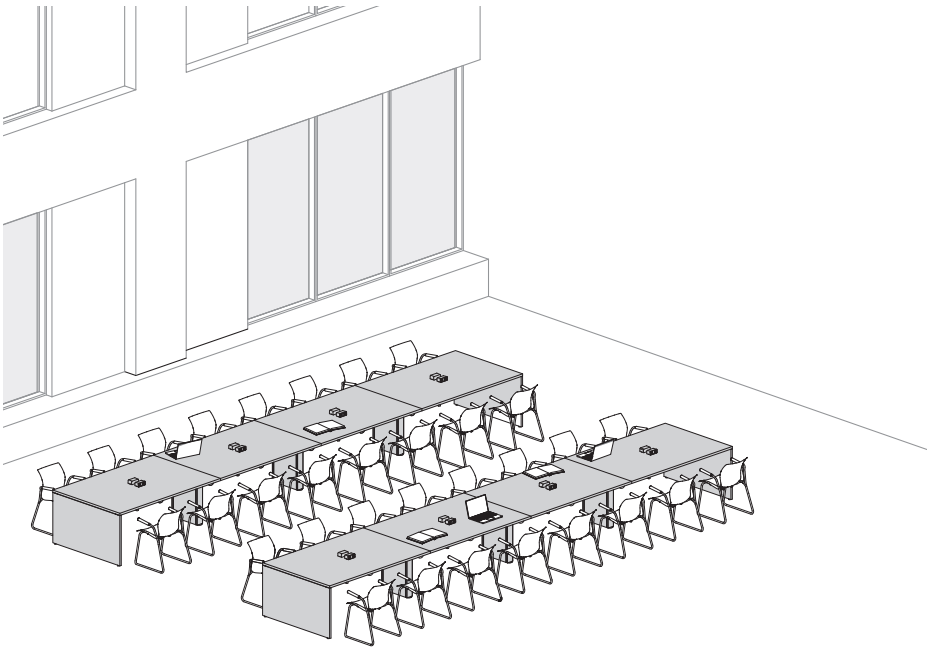

library table basics (continued)

typical applications (continued)

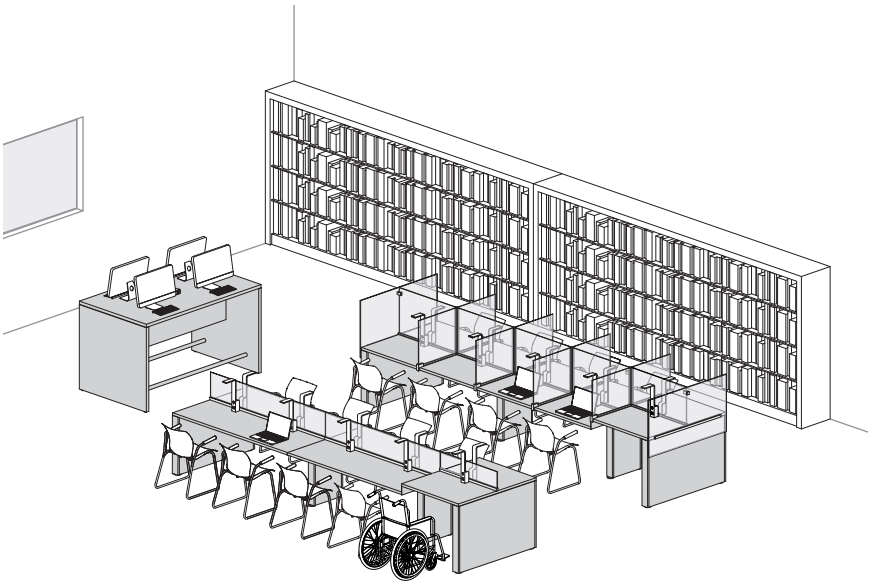

benching

Thesis Library Tables allows integration of screens to create a degree of visual privacy.

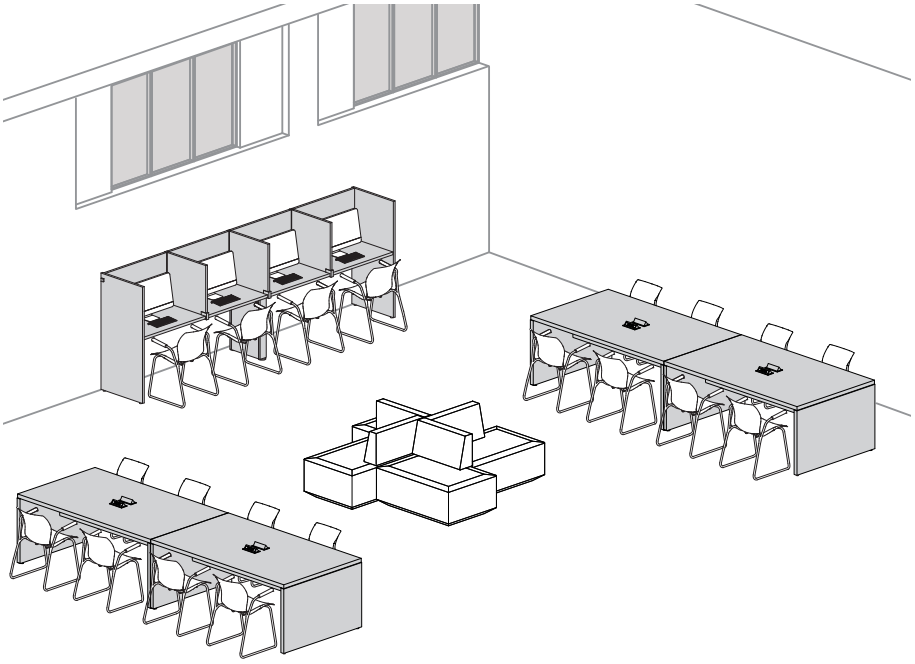

common areas

Thesis Library tables allows the creation of dynamic environment such as quick informal areas and research stations

library table basics (continued)

library table anatomy

- The Library Table structure is made of several components, which have options for double- and single-sided configuration
- Tables must be specified with **division functionality** if Carrel Dividers or Add-On Screens have to be installed
- All dimensions are actual

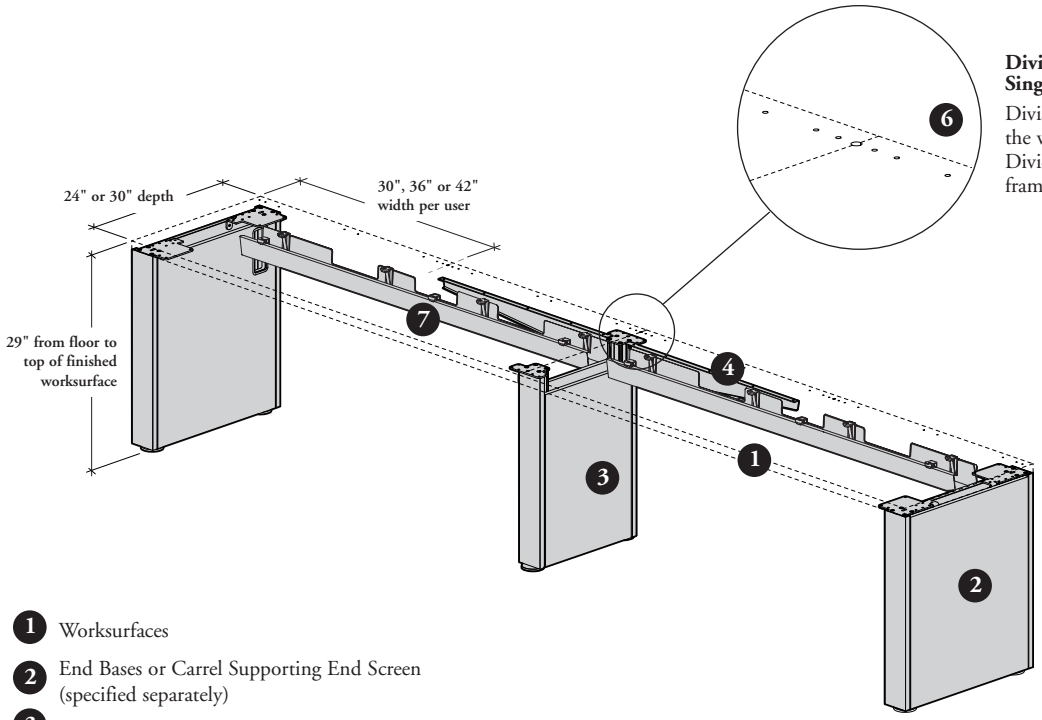

Division Functionality option on Single-Sided Library Table

Division Functionality runs along the back of the worksurface. A Single-Sided Carrel Divider and Add-On Screens with or without frame can be installed

1. Worksurfaces
2. End Bases or Carrel Supporting End Screen (specified separately)
3. Intermediate Base
4. Cantilevers
5. Linking Plates
6. Division Functionality
7. Metal Cable Tray

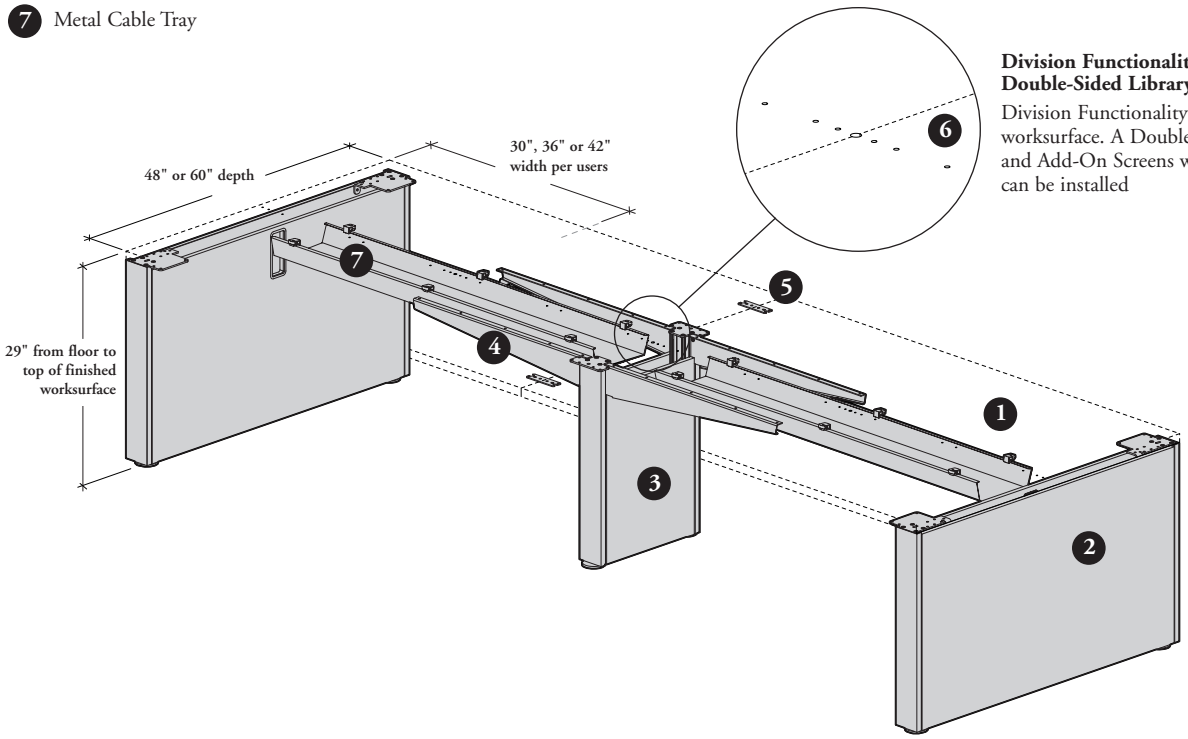

Division Functionality option on Double-Sided Library Table

Division Functionality runs to centre of the worksurface. A Double-Sided Carrel Divider and Add-On Screens with or without frame can be installed

library table basics (continued)

library table anatomy (continued)

For the number of worksurfaces and supports, refer to the page 171 for more details

Library Table

- A library table includes end worksurfaces and in-line worksurfaces. They are not interchangeable
- The table total width is determined by the user number and width per user
- Two wiring systems are available: plug-in or shielded wiring (7K) systems

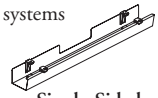

Single-Sided Configuration

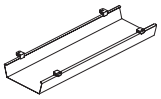

Double-Sided Configuration

Metal Cable Tray

- Is mounted below the worksurface to manage cables coming from the worksurface level
- Available in Single- or Double-Sided configuration
- Included with Library Tables (THLS or THLD), Peninsula Worksurface for Library Table (THLW) or ADA Extension for Library Table (THES or THED) only
- Tray size and quantity matches the user number and width per user
- Only compatible with Plug-In Power Bar (THEPP) and Power Kit – Library Table (THEPKL)
- Provide 5/8" gap between the worksurface and tray to insert the fingers for opening tray

Cantilever

- Fixed directly on Intermediate Base, under a worksurface, to provide additional support
- The Cantilever colors will match with Panel Base Support of the Intermediate Base

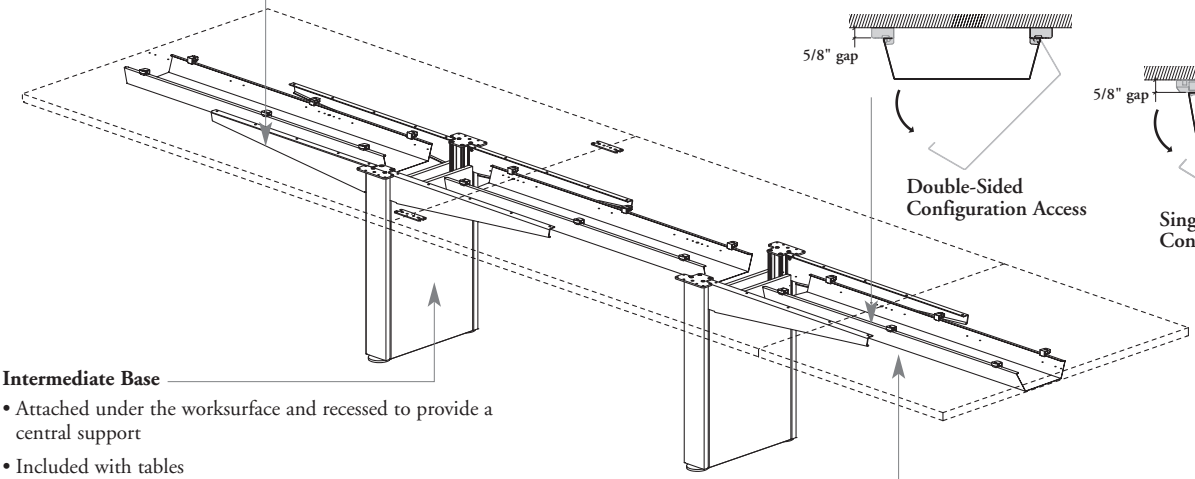

Double-Sided Configuration Access

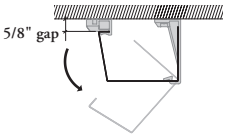

Single-Sided Configuration Access

Intermediate Base

- Attached under the worksurface and recessed to provide a central support
- Included with tables
- Leveling range is 3 1/2"
- Infill panel base comes with a 3" gap underneath worksurface to accommodate extra wire management. The panel is also removable
- One infill panel is removable for power box and wire management
- Only the Power Box from Power Kit – Library Table (THEPKL) can be installed inside Intermediate Base

Worksurface

Supported by the cantilevers and Intermediate Bases

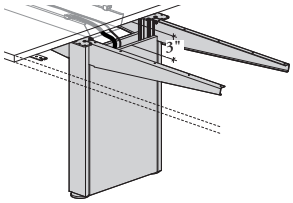

Closed

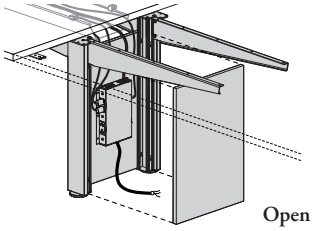

Open

For worksurface thicknesses; see page 24

For edge trim applications; see page 26

For specified the correct Power Kit – Library Table; see page 282

library table basics (continued)

support options

End supports are not included with Library Tables and must be specified separately

Bases

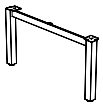

Square Post Legs (THLBQ)

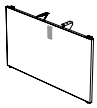

End Gable – Solid (THLBG)

Rectangular Base (THLBR)

Supporting End Screen

Carrel Supporting End Screen – Solid (THSEE)

- Table supports can be replaced by Carrel Supporting End Screen when use with Carrel Dividers (see Carrel & Screens section)

- Two mounting options are available:
  - 29" height (Standard)
  - 33" height (ADA)
- All supports, except Square Post Legs, can be specified with Cable Pass-Through to route wires

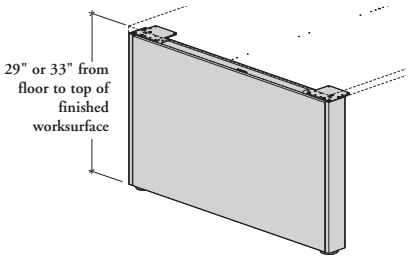

ADA extensions and peninsula worksurface options

The extensions are not included with Library Tables and must be specified separately. They can be added at the end of a Library Table to add specific functionality

ADA Extensions for Library Table

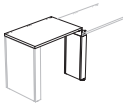

Single-Sided (THES)

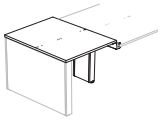

Double-Sided (THED)

- The ADA extensions can accommodate people with reduced mobility (ADA)
- ADA Extensions are available in 33" height only

Peninsula Worksurface for Library Table

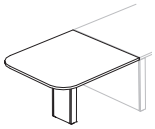

Double-Sided (THLW)

- The Peninsula Worksurface is offered in 29" height only
- The Peninsula Worksurface can be used on Double-Sided Library Table only

For end support details; see page 180

For Carrel Supporting End Screen details; see page 216

For worksurface thicknesses; see page 24

For edge trim applications; see page 26

For Peninsula Worksurface or ADA Extensions details; see page 176 or 178

library table basics (continued)

worksurface & support configurations chart

- The lengths of the worksurfaces are based on the user quantity, width per user and will determine the total length of the table
- Determine the level of space and visual privacy required between users
- Determine the grommet/accessory style
- The chart below show the number of pieces for each table
- Worksurfaces separations are always positioned between users

LIBRARY TABLE – SINGLE-SIDED

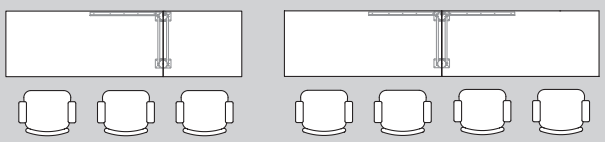

LIBRARY TABLE – DOUBLE-SIDED

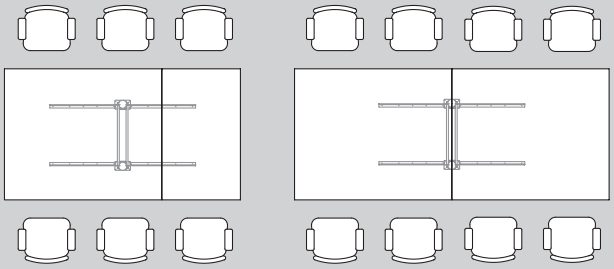

Depth	Total Length	User	Intermediate Base	Worksurface	Depth	Total Length	User	Intermediate Base	Worksurface
30" WIDTH PER USER									
24" or 30"	60"	2	1	1	48" or 60"	60"	4	1	1
24" or 30"	90"	3	1	2	48" or 60"	90"	6	1	2
24" or 30"	120"	4	1	2	48" or 60"	120"	8	1	2
24" or 30"	150"	5	2	3	48" or 60"	150"	10	2	3
24" or 30"	180"	6	2	3	48" or 60"	180"	12	2	3
24" or 30"	210"	7	3	4	48" or 60"	210"	14	2	4
24" or 30"	240"	8	3	4	48" or 60"	240"	16	2	4
24" or 30"	270"	9	4	5	48" or 60"	270"	18	3	5
24" or 30"	300"	10	4	5	48" or 60"	300"	20	3	5
24" or 30"	330"	11	5	6	48" or 60"	330"	22	3	6
36" WIDTH PER USER									
24" or 30"	72"	2	1	1	48" or 60"	72"	4	1	1
24" or 30"	108"	3	1	2	48" or 60"	108"	6	1	2
24" or 30"	144"	4	1	2	48" or 60"	144"	8	1	2
24" or 30"	180"	5	2	3	48" or 60"	180"	10	2	3
24" or 30"	216"	6	2	3	48" or 60"	216"	12	2	3
24" or 30"	252"	7	3	4	48" or 60"	252"	14	2	4
24" or 30"	288"	8	3	4	48" or 60"	288"	16	3	4
24" or 30"	324"	9	4	5	48" or 60"	324"	18	3	5
42" WIDTH PER USER									
24" or 30"	84"	2	1	1	48" or 60"	84"	4	1	1
24" or 30"	126"	3	1	2	48" or 60"	126"	6	1	2
24" or 30"	168"	4	1	2	48" or 60"	168"	8	1	2
24" or 30"	210"	5	2	3	48" or 60"	210"	10	2	3
24" or 30"	252"	6	2	3	48" or 60"	252"	12	2	3
24" or 30"	294"	7	3	4	48" or 60"	294"	14	3	4
24" or 30"	336"	8	3	4	48" or 60"	336"	16	3	4

library table basics (continued)

planning with grommets & power data center

- The Grommet/Accessory style should be determined at the time of specification. Worksurfaces will come with pre-drilled holes to ease installation
- The accessories must be specified separately
- They are located along width of the worksurface and are ideally suited for single or several person
- Grommet and Power/Data center shared per two users are not compatible with Carrel Dividers

Library Tables – Single-Sided (THLS)

Worksurface User – Odd | **Worksurface User – Even**

Grommets – Shared Users (GD)



Shared per 2 users
When specified, the Carrel Dividers **cannot** be installed

Grommets – Single User (GD)

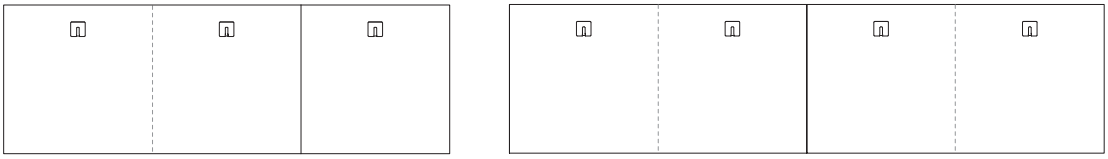

One per user

Power/Data Centers – Shared Users (PD)

When a Power/Data Center option is specified, this product comes with 72" cord length



Shared per 2users
When specified, the Carrel Dividers **cannot** be installed

Power/Data Centers – Single User (PS)

When a Power/Data Center option is specified, this product comes with 72" cord length

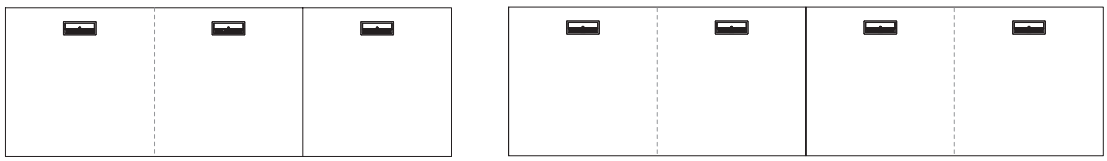

One per user

For Grommet or Power/Data Center details; see Lighting, Electrics & Communications section

library table basics (continued)

planning with grommets & power data center (continued)

Library Tables – Double-Sided (THLD)

Worksurface User – Odd

Worksurface User – Even

Grommets – Shared Users (GD)

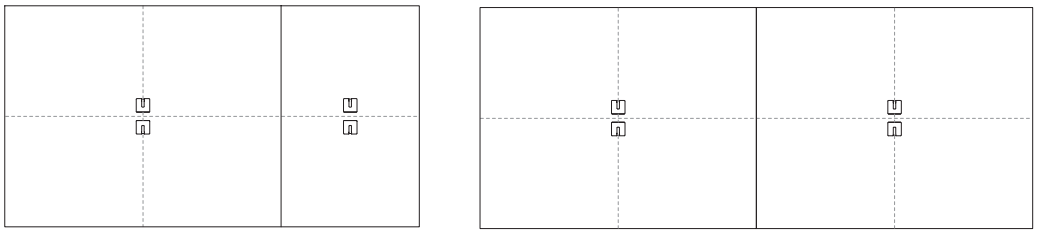

Shared per 2 users
When specified, the Carrel Dividers **cannot** be installed

Grommets – Single User (GD)

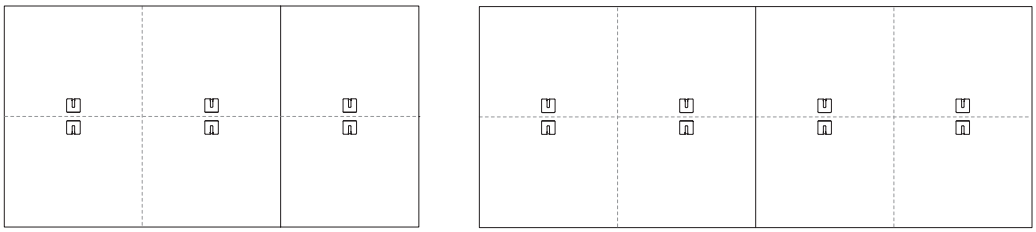

One per user

Power/Data Centers – Shared Users (PD)

When a Power/Data Center option is specified, this product comes with 72" cord length

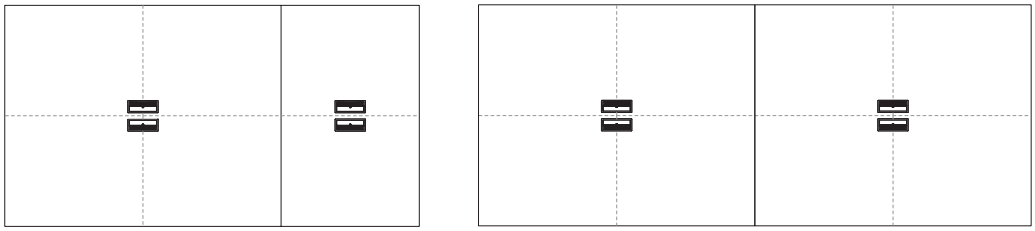

Shared per 2 users
When specified, the Carrel Dividers **cannot** be installed

Power/Data Centers – Single User (PS)

When a Power/Data Center option is specified, this product comes with 72" cord length

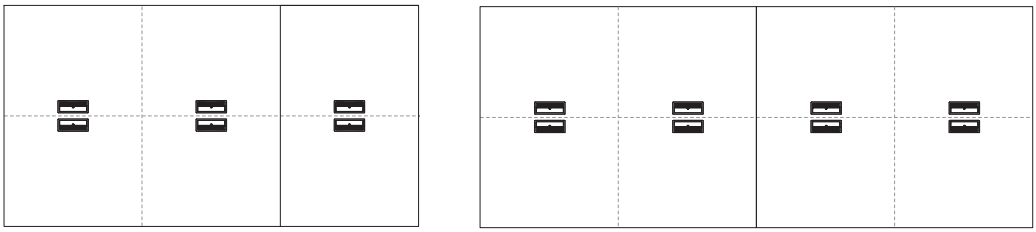

One per user

library table basics (continued)

screen options

- Space division must be carefully specified as restriction applied between End Screens and Supports
- There are two division styles that can be specified with Library Table, Carrel Dividers and Add-On Screens

carrel dividers

- A carrel divide a table in sections to allow more privacy
- Can be installed on Single- or Double-Sided Library Table or ADA Extensions
- Datum height of 42" or 51"
- The user number for carrel must be specified with the same user number specified on Library Table

Carrel Dividers

Single-Sided (THSCS)

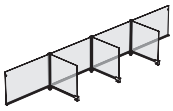

Solid (SS)
Solid with Glass Return (SG)
Glass (GG) (Shown)
Glass with Solid Return (GS)

Shared (THSCD)

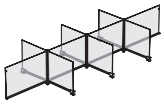

Solid (SS)
Solid with Glass Return (SG)
Glass (GG) (Shown)
Glass with Solid Return (GS)

ADA Carrel Dividers

Single-Sided (THSDS)

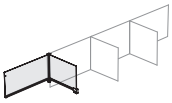

Solid (SS)
Solid with Glass Return (SG)
Glass (GG) (Shown)
Glass with Solid Return (GS)

Shared (THSDD)

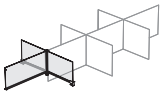

Solid (SS)
Solid with Glass Return (SG)
Glass (GG) (Shown)
Glass with Solid Return (GS)

Carrel End Screens

Solid (THSES)

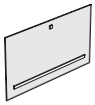

Glass (THSEG)

Carrel Supporting End Screen

Solid (THSEE)

add-on screens

- Can be located on the back edge of the Single-Sided Library Table or centered on a Double-Sided Library Table to provide space division and functionality
- Datum height of 42"

Add-On Screens

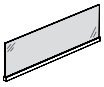

Glass (THSAG)

Solid (THSAS)

Add-On Framed Screens

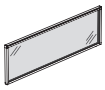

Glass (THSFG)

Fabric (THSFF)

For Carrel Divider & ADA Carrel Divider applications; see page 210
For Carrel End Screen applications; see page 218
For Add-On or Add-On Framed Screen applications; see page 220

library table basics (continued)

laminate surface grain/pattern direction

- Grain direction is an important factor when planning learning configuration, if a different grain direction is required, please contact your Teknion Customer Service Representative
- The pattern direction of Laminate is **not** "centered" and grain direction can appear in different direction from side-to-side worksurface
- Shading indicates user edge

Library Table – Single-Sided (THLS)

ADA Extension for Library Table – Single-Sided (THES)

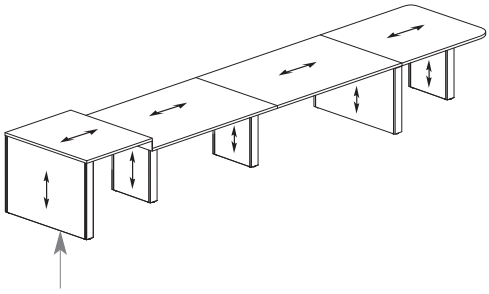

Rectangular Base (THLBR) or Solid End Gable (THLBG)

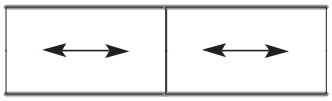

Library Table – Double-Sided (THLD)



ADA Extension for Library Table – Double-Sided (THES)

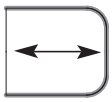

Peninsula Worksurface for Library Table – Double-Sided (THLW)

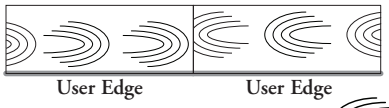

Laminate = ⟷ = Grain Direction =

flintwood surface grain/pattern direction

- There is no user edge so care must be taken during installation to match grain/pattern direction
- Grain/patterns are **not** "centered" and do not continue over multiple tables
- Applies to Flintwood (Standard and Cathedral)



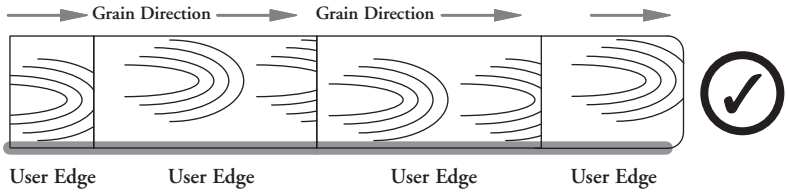

- Grain direction will appear in the same direction, from side to side worksurface
- For Cathedral Flintwoods the grain will run from left to right front the user's prospective

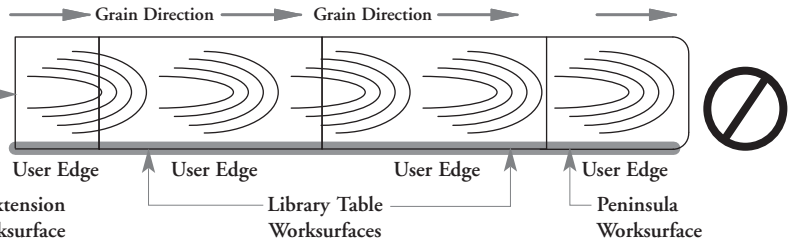

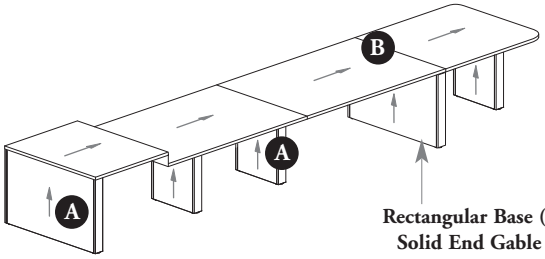

Rectangular Base (THLBR) or Solid End Gable (THLBG)

- For Cathedral Flintwoods the grain runs from bottom to top
- Grain direction on supports is always vertical
- There is no matching grain across Support (A) and Worksurface (B)

Flintwood = ⟶ = Grain Direction =

For finishes; see page 34

peninsula worksurface for library table basics

Peninsula worksurface extension creates informal group area with the addition of a peninsula at the end of a Library Table.

- This worksurface is semi-supported and must always be connected to a Double-Sided Library Table
- All dimensions are actual

peninsula worksurface anatomy

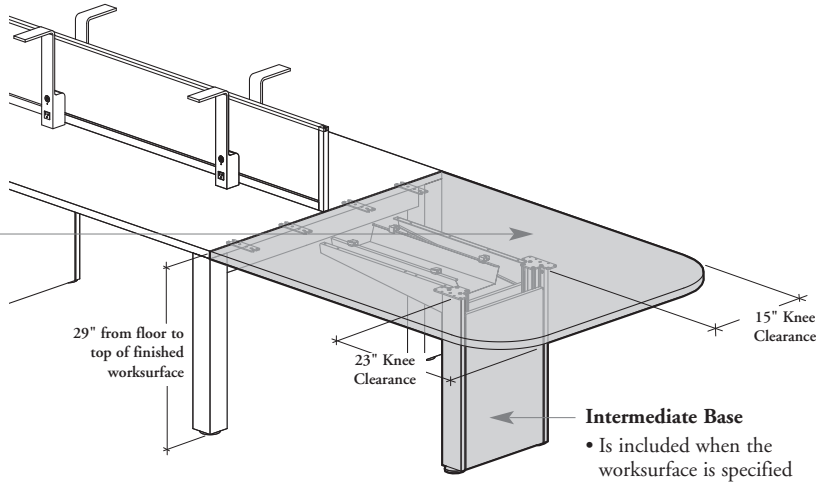

Peninsula Worksurface
- Only available 29" high
- End Support must be specified at the end of Libray Table before the addition of a Peninsula worksurface
- Carrel Dividers and Screens **cannot** be specified on this worksurface
- Two wiring systems are available: plug-in or shielded wiring (7K) systems

Intermediate Base
- Is included when the worksurface is specified
- Leveling range is 3 1/2"

seating capacities

The image below outlines the quantity of suitable seats for each table size

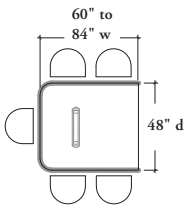

Five Users

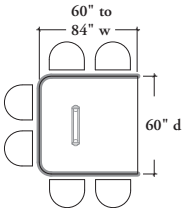

Six Users

Worksurface user edge is indicated with a shaded line

For worksurface thicknesses; see page 24

For edge trim applications; see page 26

For Intermediate Base details; see page 169

For Power Kit – Peninsula Worksurface for Library Table; see page 281

peninsula worksurface for library table basics (continued)

typical applications

- Must be linked to a Double-Sided Library Table with the same thickness and depth
- The Library Table must have an end support, when a Peninsula Worksurface is specified for stability

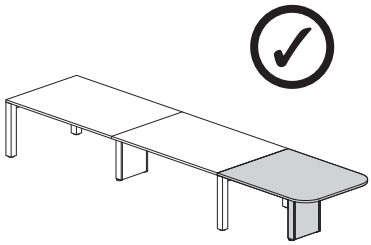

- Can be connected on left and/or right side of the Library Table

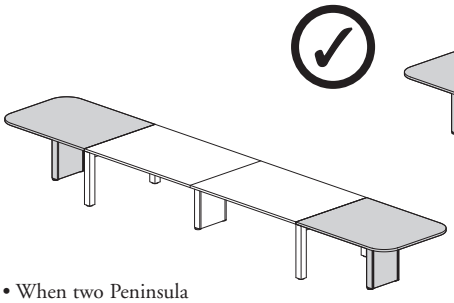

- When two Peninsula Worksurfaces are specified, only one worksurface grain direction will match

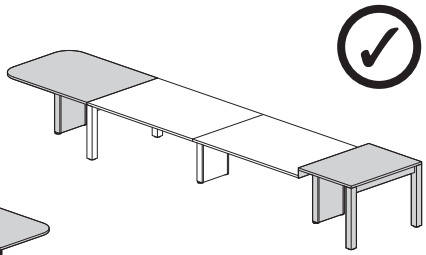

- A Peninsula Worksurface and a ADA Extension can be connected on both ends of the Library Table



- Two Peninsula Worksurfaces **cannot** be linked back-to-back

planning with grommets & accessories

Peninsula Worksurface for Library Table – Double-Sided (THLW)

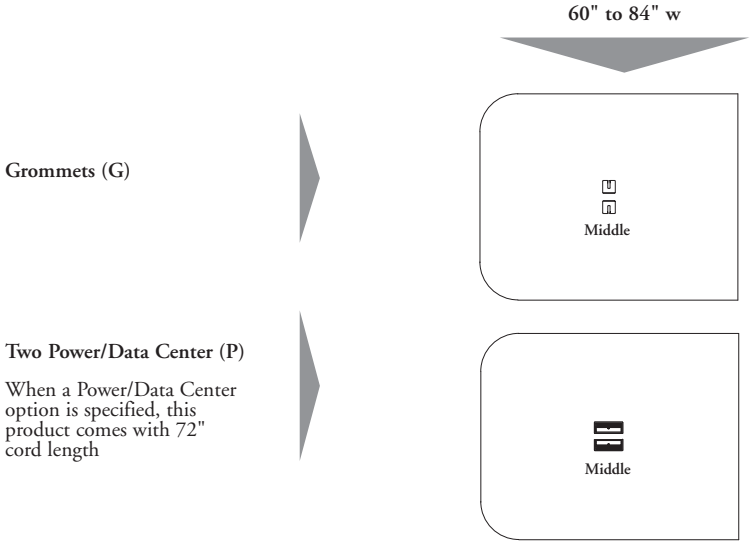

For grain direction details; see page 175

For Grommet or Power/Data Center details; see Lighting, Electrics & Communications section

ADA extension for library table basics

ADA Extension complements library tables by providing integrated solution for people with disability.

- This worksurface is semi-supported and must always be connected to a Library Table
- Available in Single- or Double-Sided
- All dimensions are actual

ADA extension anatomy

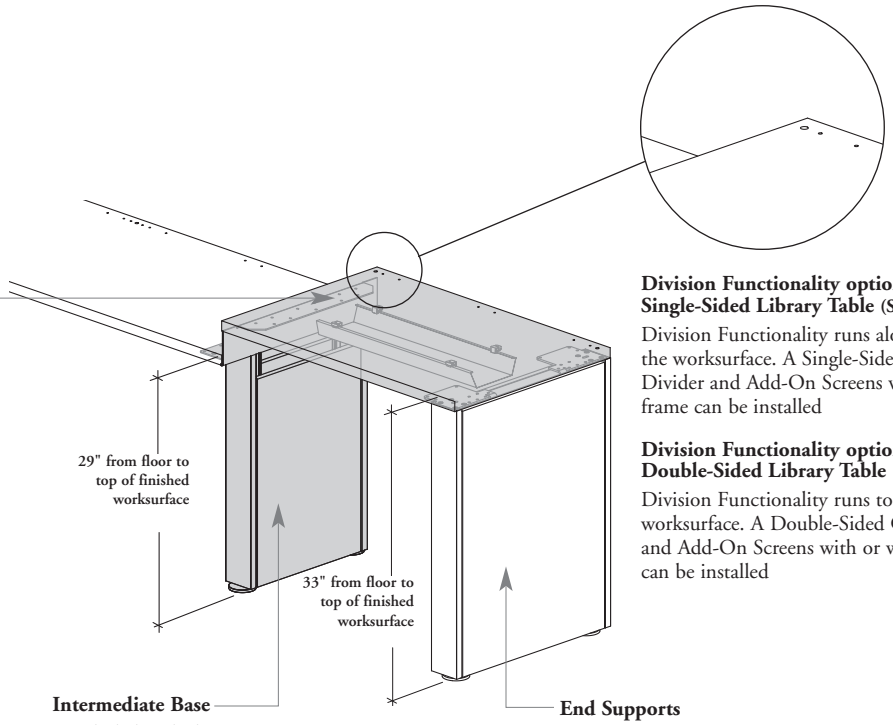

ADA Extension for Library Table

- Available in 33" height only
- Designed to accommodate people with reduced mobility (ADA)
- Two wiring systems are available: plug-in or shielded wiring (7K) systems

Division Functionality option on Single-Sided Library Table (Shown)

Division Functionality runs along the back of the worksurface. A Single-Sided Carrel Divider and Add-On Screens with or without frame can be installed

Division Functionality option on Double-Sided Library Table

Division Functionality runs to centre of the worksurface. A Double-Sided Carrel Divider and Add-On Screens with or without frame can be installed

Intermediate Base

- Included with the ADA Extension
- Leveling range is 3 1 /2"

End Supports

- Are not included with the worksurface and must be specified separately
- Only compatible with 33" height options
- Four End Supports are available:
  - Square Post Legs (THLBQ)
  - Solid End Gable (THLBG)
  - Rectangular Base (THLBR)
  - Carrel Supporting End Screen – Solid (THSES)

seating capacities

The image below outlines the quantity of suitable seats for each table size

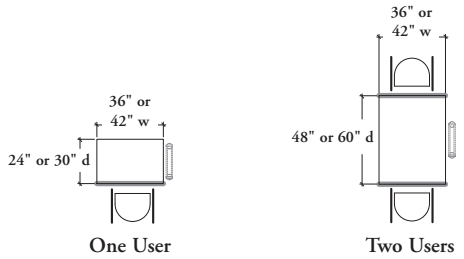

Worksurface user edge is indicated with a shaded line

For worksurface thicknesses; see page 24

For edge trim applications; see page 26

For Intermediate Base details; see page 169

For Power Kit – ADA Extension for Library Table; see page 281

ADA extension for library table basics (continued)

typical applications

- The ADA Extension depth must be specified with the same depth as the Library Table
- Must be linked to a Single- or Double-Sided Library Table with the same thickness and depth

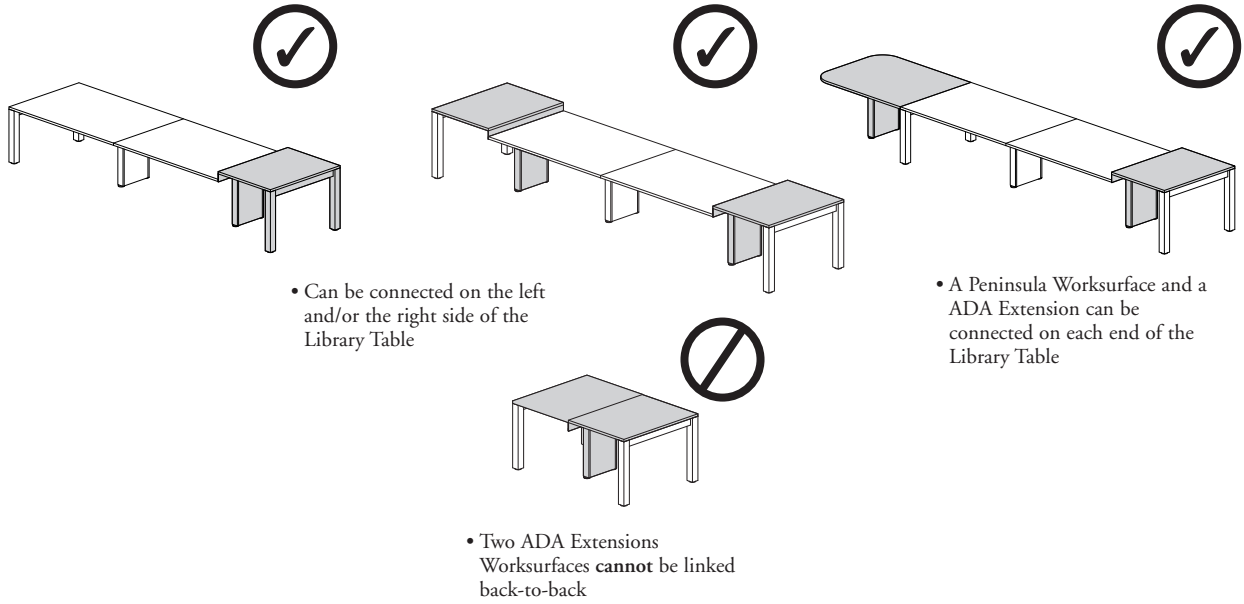

planning with grommets & accessories

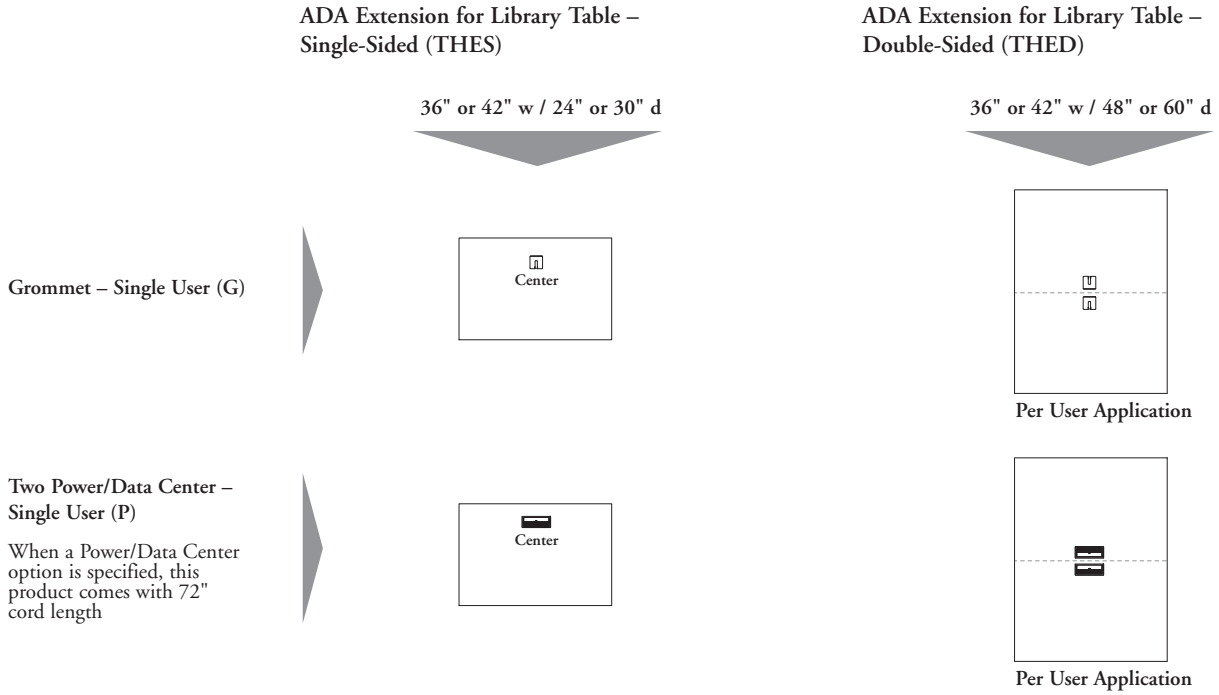

For Grain Direction Details; see page 175

For Grommet or Power/Data Center details; see Lighting, Electrics & Communications section

end support for library table basics

The following diagrams highlight the end support options for the Thesis Library Tables.

- Two heights are available: 29" height is a standard height and 33" height can accommodate people with reduced mobility (ADA)
- End Support must be carefully specified as restriction applied between End Screens and Supports
- Must be specified the same depth as the Library Table

end support anatomy

- Three end supports are available Square Post Legs (THLBQ), End Gable (THLBG) and Rectangular Base (THLBR)
- Can be used at one or both ends of the Single- or Double-Sided Library Tables or ADA Extension for Library Tables
- Single-Sided styles are handed and must be specified Left or Right
- Leveling range is 3 1/2"

square post legs

A Carrel End Screen can be installed with the Square Post Legs (THLBQ)

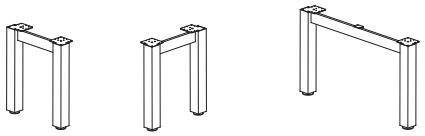

Left Handed (L) | Right Handed (R) | Shared (D)

end gable — solid (THLBG)

A Cable Pass-Through can be specified for routing power underneath the worksurface. See the following page for details

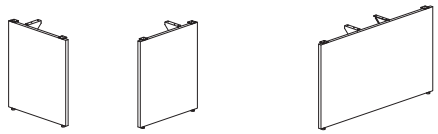

Left Handed (L) | Right Handed (R) | Shared (D)

single-sided library table application

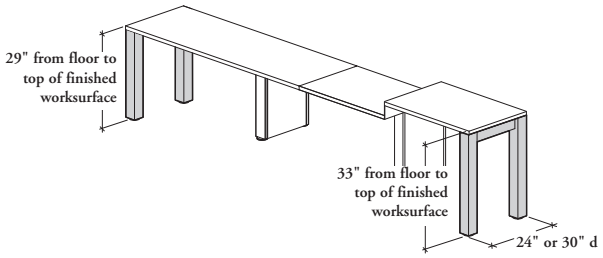

double-sided library table application

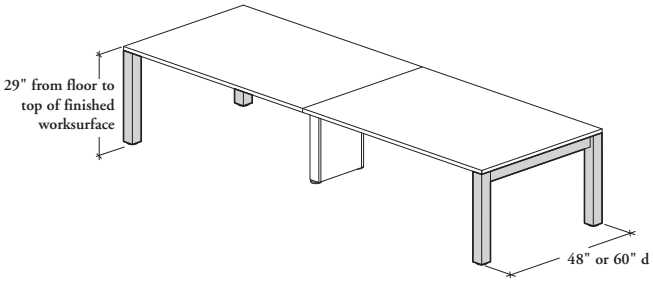

single-sided library table with ADA extension application

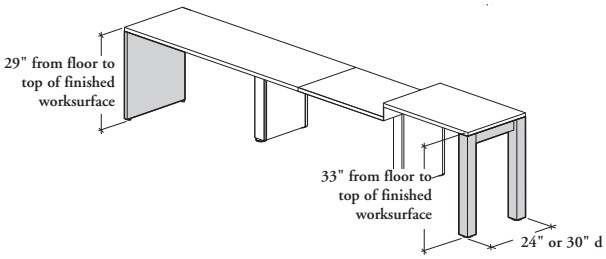

double-sided library table with ADA extension application

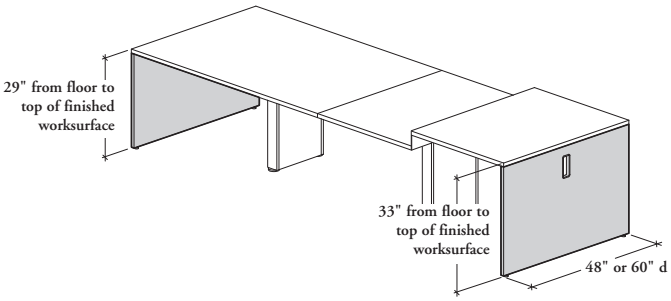

For worksurface thicknesses; see page 24

For finishes; see page 34

end support for library table basics (continued)

rectangular base

- Inside panel comes with a Cable Pass-Through for routing power underneath the worksurface.
- Optional Cable Pass-Through can be specified on the outside panel

single-sided library table application

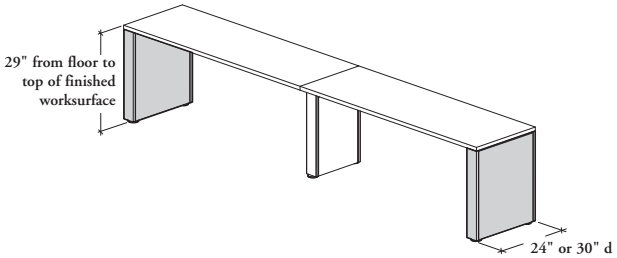

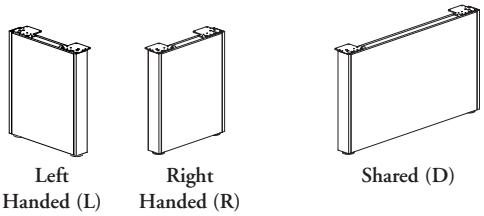

Left Handed (L) | Right Handed (R) | Shared (D)

- The inside panel is removable to allow floor power access

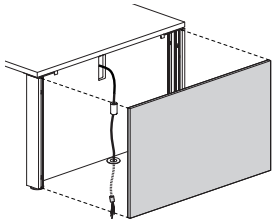

double-sided library table with ADA extension application

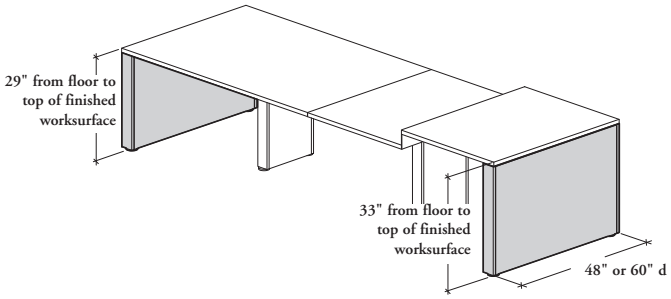

cable pass-through positions

- Solid End Gable or Rectangular Base can be specified with factory-made cable pass-through cut-outs
- Are available in vertical position only
- Cable Pass-Through Covers (THETC) can be specified separately

Single-Sided

24" or 30" depth (single-sided configuration)

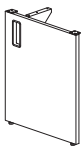

29" high Solid End Gable

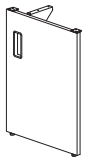

33" high Solid End Gable

Double-Sided

48" or 60" depth (double-sided configuration)

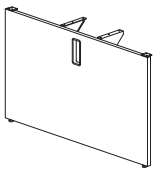

29" high Solid End Gable

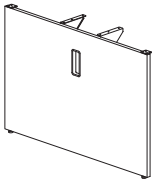

33" high Solid End Gable

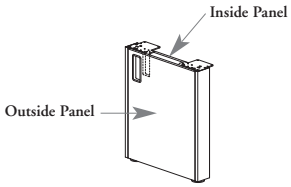

29" high Rectangular Base

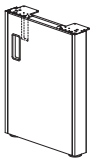

33" high Rectangular Base

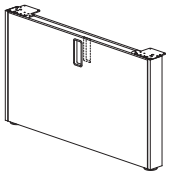

29" high Rectangular Base

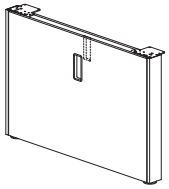

33" high Rectangular Base

None External Cable Pass-Through Grommet Option (N) for Rectangular Base
When specified, only one cable pass-through is always included on inside panel

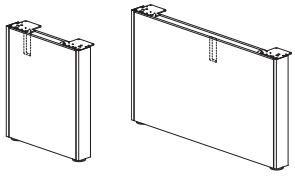

For grain direction details; see page 175

Xpress

THHS
Hub Table – Single-Sided

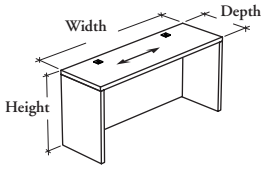

No Footrest (N)

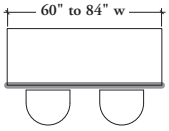

Two Users

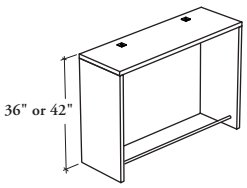

With Footrest (W)

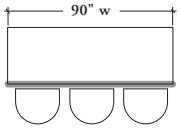

Three Users

Hub Table allows versatile applications in common areas or library.

WHAT'S INCLUDED

1 worksurface, 2 gables with levelers, 1 modesty panel (as specified), 1 footrest (if specified), 1 cable pass-through (if applicable), wire management clips, grommet(s) or power/data center (if specified), and mounting hardware.

NOTES

The footrest is not available for 29" high table.

The Accessory Finish option is applicable with Grommet/Accessory Styles (G1, G2 and G3) only.

The 1 9/16" (X) thickness is not available in all Foundation Laminate and Edge Trim colors. Refer to the Application Guide for details.

When Flintwood worksurface finish is specified, only Flintwood Flat Trim (9) is available.

The 1 1/2" gable thicknesses are not available in all Source Laminate colors. Refer to the Application Guide for details.

Not all finishes are available in Xpress, Please see Xpress catalogue and/or specification software for details.

PRODUCT OPTIONS

Worksurface Thickness	Depth	Modesty Panel Height	Grommet/ Accessory Style	Worksurface Finish	Edge Trim Style	Gable Finish	Accessory Finish (If Applicable)
X 1 9/16"	20, 24	**F** Full-Height (Shown)	**G1** One Grommet	Foundation Laminate	**6** Straight Trim	Source Laminate	Foundation
	Width	**W** Wall Access	**G2** Two Grommets (Shown)	Flintwood	**9** Flintwood Flat Trim	Flintwood	Mica
	60, 66, 72, 78, 84, 90	**Footrest Option**	**G3** Three Grommets		**Edge Trim Finish**	**Modesty Panel Finish**	Accent
	Height	**W** With Footrest	**P1** One Power/Data Center		Edge Trim Colors (for trim style 6)	Source Laminate	**Power/Data Center Finish (If Applicable)**
	29, 36, 42	**N** No Footrest	**NA** None			Flintwood	**B** Soft Gris
							E Ebony

SAMPLE ORDER CODE

THHS X	24	78	42	W	W	G2	LW	6	ST	XS	XS	Q	

DIMENSIONS INCHES / MM

WALL ACCESS MODESTY PANEL (W)

NO FOOTREST (N)

GROMMET/ACCESSORY STYLE

D	W	H	Grommet(s)/None (G1/G2/NA) Foundation Laminate	Grommet(s)/None (G1/G2/NA) Flintwood	Three Grommets (G3) Foundation Laminate	Three Grommets (G3) Flintwood	Power/Data Center (P1) Foundation Laminate	Power/Data Center (P1) Flintwood	UPCHARGE FLINTWOOD GABLE	UPCHARGE FLINTWOOD MODESTY PANEL
20 / 508	60 / 1524	29 / 737	1151	1880	n/a	n/a	1356	2086	844	411
20 / 508	66 / 1676	29 / 737	1206	1978	n/a	n/a	1412	2183	844	420
20 / 508	72 / 1829	29 / 737	1261	2090	n/a	n/a	1466	2295	844	430
20 / 508	78 / 1981	29 / 737	1317	2186	n/a	n/a	1521	2391	844	482
20 / 508	84 / 2134	29 / 737	1371	2283	n/a	n/a	1577	2488	844	492
20 / 508	90 / 2286	29 / 737	1431	2378	1431	2378	1636	2583	844	501
24 / 610	60 / 1524	29 / 737	1289	2048	n/a	n/a	1494	2253	970	411
24 / 610	66 / 1676	29 / 737	1352	2153	n/a	n/a	1557	2358	970	420
24 / 610	72 / 1829	29 / 737	1415	2257	n/a	n/a	1620	2462	970	430
24 / 610	78 / 1981	29 / 737	1478	2395	n/a	n/a	1683	2600	970	482
24 / 610	84 / 2134	29 / 737	1541	2498	n/a	n/a	1746	2702	970	492
24 / 610	90 / 2286	29 / 737	1609	2602	1609	2602	1813	2808	970	501

Pricing is continued on the following page.

Xpress

THHS

Hub Table – Single-Sided (Continued)

DIMENSIONS INCHES / MM			WALL ACCESS MODESTY PANEL (W) NO FOOTREST (N) (CONTINUED) GROMMET/ACCESSORY STYLE						UPCHARGE FLINTWOOD GABLE	UPCHARGE FLINTWOOD MODESTY PANEL
			Grommet(s)/None (G1/G2/NA)		Three Grommets (G3)		Power/Data Center (P1)			
D	W	H	Foundation Laminate	Flintwood	Foundation Laminate	Flintwood	Foundation Laminate	Flintwood		
20 / 508	60 / 1524	36 / 914	1267	2022	n/a	n/a	1472	2227	977	539
20 / 508	66 / 1676	36 / 914	1327	2126	n/a	n/a	1532	2332	977	642
20 / 508	72 / 1829	36 / 914	1386	2244	n/a	n/a	1591	2449	977	659
20 / 508	78 / 1981	36 / 914	1446	2348	n/a	n/a	1651	2553	977	717
20 / 508	84 / 2134	36 / 914	1506	2450	n/a	n/a	1711	2656	977	734
20 / 508	90 / 2286	36 / 914	1571	2552	1571	2552	1776	2757	977	827
24 / 610	60 / 1524	36 / 914	1418	2202	n/a	n/a	1623	2407	1071	539
24 / 610	66 / 1676	36 / 914	1486	2314	n/a	n/a	1690	2519	1071	642
24 / 610	72 / 1829	36 / 914	1553	2424	n/a	n/a	1756	2629	1071	659
24 / 610	78 / 1981	36 / 914	1620	2569	n/a	n/a	1826	2775	1071	717
24 / 610	84 / 2134	36 / 914	1687	2679	n/a	n/a	1893	2882	1071	734
24 / 610	90 / 2286	36 / 914	1763	2788	1763	2788	1967	2994	1071	827
20 / 508	60 / 1524	42 / 1067	1412	2150	n/a	n/a	1617	2355	1063	730
20 / 508	66 / 1676	42 / 1067	1477	2259	n/a	n/a	1682	2465	1063	828
20 / 508	72 / 1829	42 / 1067	1543	2384	n/a	n/a	1748	2590	1063	907
20 / 508	78 / 1981	42 / 1067	1609	2493	n/a	n/a	1813	2698	1063	983
20 / 508	84 / 2134	42 / 1067	1675	2602	n/a	n/a	1879	2808	1063	1006
20 / 508	90 / 2286	42 / 1067	1748	2712	1748	2712	1954	2916	1063	1028
24 / 610	60 / 1524	42 / 1067	1573	2342	n/a	n/a	1778	2546	1297	730
24 / 610	66 / 1676	42 / 1067	1647	2459	n/a	n/a	1851	2664	1297	828
24 / 610	72 / 1829	42 / 1067	1720	2575	n/a	n/a	1926	2781	1297	907
24 / 610	78 / 1981	42 / 1067	1795	2726	n/a	n/a	1999	2932	1297	983
24 / 610	84 / 2134	42 / 1067	1868	2842	n/a	n/a	2073	3047	1297	1006
24 / 610	90 / 2286	42 / 1067	1951	2959	1951	2959	2155	3164	1297	1028

			WALL ACCESS MODESTY PANEL (W) WITH FOOTREST (W) GROMMET/ACCESSORY STYLE							
			Grommet(s)/None (G1/G2/NA)		Three Grommets (G3)		Power/Data Center (P1)			
			Foundation Laminate	Flintwood	Foundation Laminate	Flintwood	Foundation Laminate	Flintwood		
20 / 508	60 / 1524	36 / 914	1739	2493	n/a	n/a	1943	2698	977	539
20 / 508	66 / 1676	36 / 914	1830	2629	n/a	n/a	2034	2834	977	642
20 / 508	72 / 1829	36 / 914	1919	2777	n/a	n/a	2123	2981	977	659
20 / 508	78 / 1981	36 / 914	2009	2910	n/a	n/a	2213	3116	977	717
20 / 508	84 / 2134	36 / 914	2099	3043	n/a	n/a	2304	3249	977	734
20 / 508	90 / 2286	36 / 914	2194	3175	2194	3175	2399	3380	977	827
24 / 610	60 / 1524	36 / 914	1890	2672	n/a	n/a	2094	2878	1071	539
24 / 610	66 / 1676	36 / 914	1988	2816	n/a	n/a	2194	3022	1071	642
24 / 610	72 / 1829	36 / 914	2084	2956	n/a	n/a	2289	3161	1071	659
24 / 610	78 / 1981	36 / 914	2182	3131	n/a	n/a	2388	3337	1071	717
24 / 610	84 / 2134	36 / 914	2281	3271	n/a	n/a	2485	3477	1071	734
24 / 610	90 / 2286	36 / 914	2385	3411	2385	3411	2591	3616	1071	827

Pricing is continued on the following page.

Xpress

THHS

Hub Table – Single-Sided (Continued)

DIMENSIONS INCHES / MM			WALL ACCESS MODESTY PANEL (W) WITH FOOTREST (W) (CONTINUED) GROMMET/ACCESSORY STYLE						UPCHARGE FLINTWOOD GABLE	UPCHARGE FLINTWOOD MODESTY PANEL
			Grommet(s)/None (G1/G2/NA)		Three Grommets (G3)		Power/Data Center (P1)			
D	W	H	Foundation Laminate	Flintwood	Foundation Laminate	Flintwood	Foundation Laminate	Flintwood		
20 / 508	60 / 1524	42 / 1067	1882	2622	n/a	n/a	2088	2826	1063	730
20 / 508	66 / 1676	42 / 1067	1979	2761	n/a	n/a	2184	2967	1063	828
20 / 508	72 / 1829	42 / 1067	2076	2916	n/a	n/a	2281	3122	1063	907
20 / 508	78 / 1981	42 / 1067	2171	3056	n/a	n/a	2377	3261	1063	983
20 / 508	84 / 2134	42 / 1067	2268	3195	n/a	n/a	2473	3400	1063	1006
20 / 508	90 / 2286	42 / 1067	2371	3334	2371	3334	2576	3540	1063	1028
24 / 610	60 / 1524	42 / 1067	2045	2813	n/a	n/a	2250	3018	1297	730
24 / 610	66 / 1676	42 / 1067	2149	2962	n/a	n/a	2355	3166	1297	828
24 / 610	72 / 1829	42 / 1067	2253	3108	n/a	n/a	2458	3313	1297	907
24 / 610	78 / 1981	42 / 1067	2357	3288	n/a	n/a	2562	3494	1297	983
24 / 610	84 / 2134	42 / 1067	2461	3434	n/a	n/a	2666	3640	1297	1006
24 / 610	90 / 2286	42 / 1067	2573	3582	2573	3582	2779	3788	1297	1028

			FULL-HEIGHT MODESTY PANEL (F) NO FOOTREST (N) GROMMET/ACCESSORY STYLE							
			Grommet(s)/None (G1/G2/NA)		Three Grommets (G3)		Power/Data Center (P1)			
			Foundation Laminate	Flintwood	Foundation Laminate	Flintwood	Foundation Laminate	Flintwood		
20 / 508	60 / 1524	29 / 737	1327	2086	n/a	n/a	1532	2290	844	985
20 / 508	66 / 1676	29 / 737	1400	2204	n/a	n/a	1605	2408	844	1014
20 / 508	72 / 1829	29 / 737	1472	2334	n/a	n/a	1678	2539	844	1044
20 / 508	78 / 1981	29 / 737	1546	2451	n/a	n/a	1750	2657	844	1073
20 / 508	84 / 2134	29 / 737	1619	2567	n/a	n/a	1825	2773	844	1104
20 / 508	90 / 2286	29 / 737	1704	2684	1704	2684	1908	2888	844	1133
24 / 610	60 / 1524	29 / 737	1466	2253	n/a	n/a	1672	2458	970	985
24 / 610	66 / 1676	29 / 737	1546	2378	n/a	n/a	1750	2583	970	1014
24 / 610	72 / 1829	29 / 737	1626	2502	n/a	n/a	1832	2705	970	1044
24 / 610	78 / 1981	29 / 737	1708	2660	n/a	n/a	1912	2865	970	1073
24 / 610	84 / 2134	29 / 737	1787	2782	n/a	n/a	1993	2987	970	1104
24 / 610	90 / 2286	29 / 737	1880	2907	1880	2907	2086	3112	970	1133
20 / 508	60 / 1524	36 / 914	1471	2237	n/a	n/a	1677	2442	977	1053
20 / 508	66 / 1676	36 / 914	1551	2361	n/a	n/a	1755	2566	977	1090
20 / 508	72 / 1829	36 / 914	1630	2500	n/a	n/a	1836	2703	977	1128
20 / 508	78 / 1981	36 / 914	1711	2624	n/a	n/a	1916	2828	977	1164
20 / 508	84 / 2134	36 / 914	1793	2747	n/a	n/a	1997	2951	977	1202
20 / 508	90 / 2286	36 / 914	1886	2869	1886	2869	2090	3073	977	1239
24 / 610	60 / 1524	36 / 914	1622	2416	n/a	n/a	1828	2622	1071	1053
24 / 610	66 / 1676	36 / 914	1710	2547	n/a	n/a	1915	2753	1071	1090
24 / 610	72 / 1829	36 / 914	1798	2680	n/a	n/a	2002	2884	1071	1128
24 / 610	78 / 1981	36 / 914	1887	2844	n/a	n/a	2091	3049	1071	1164
24 / 610	84 / 2134	36 / 914	1973	2974	n/a	n/a	2179	3178	1071	1202
24 / 610	90 / 2286	36 / 914	2076	3104	2076	3104	2281	3309	1071	1239

Pricing is continued on the following page.

Xpress

THHS

Hub Table – Single-Sided (Continued)

DIMENSIONS INCHES / MM			FULL-HEIGHT MODESTY PANEL (F) NO FOOTREST (N) (CONTINUED) GROMMET/ACCESSORY STYLE						UPCHARGE FLINTWOOD GABLE	UPCHARGE FLINTWOOD MODESTY PANEL
			Grommet(s)/None (G1/G2/NA)		Three Grommets (G3)		Power/Data Center (P1)			
D	W	H	Foundation Laminate	Flintwood	Foundation Laminate	Flintwood	Foundation Laminate	Flintwood		
20 / 508	60 / 1524	42 / 1067	1595	2363	n/a	n/a	1801	2568	1063	1112
20 / 508	66 / 1676	42 / 1067	1682	2495	n/a	n/a	1888	2699	1063	1154
20 / 508	72 / 1829	42 / 1067	1769	2638	n/a	n/a	1973	2844	1063	1199
20 / 508	78 / 1981	42 / 1067	1856	2769	n/a	n/a	2060	2975	1063	1241
20 / 508	84 / 2134	42 / 1067	1940	2898	n/a	n/a	2146	3103	1063	1285
20 / 508	90 / 2286	42 / 1067	2042	3027	2042	3027	2247	3232	1063	1329
24 / 610	60 / 1524	42 / 1067	1756	2554	n/a	n/a	1962	2759	1297	1112
24 / 610	66 / 1676	42 / 1067	1851	2694	n/a	n/a	2057	2900	1297	1154
24 / 610	72 / 1829	42 / 1067	1946	2830	n/a	n/a	2151	3036	1297	1199
24 / 610	78 / 1981	42 / 1067	2040	3003	n/a	n/a	2245	3207	1297	1241
24 / 610	84 / 2134	42 / 1067	2134	3138	n/a	n/a	2339	3343	1297	1285
24 / 610	90 / 2286	42 / 1067	2244	3275	2244	3275	2449	3481	1297	1329

			FULL-HEIGHT MODESTY PANEL (F) WITH FOOTREST (W) GROMMET/ACCESSORY STYLE							
			Grommet(s)/None (G1/G2/NA)		Three Grommets (G3)		Power/Data Center (P1)			
			Foundation Laminate	Flintwood	Foundation Laminate	Flintwood	Foundation Laminate	Flintwood		
20 / 508	60 / 1524	36 / 914	1942	2707	n/a	n/a	2148	2912	977	1053
20 / 508	66 / 1676	36 / 914	2053	2863	n/a	n/a	2258	3068	977	1090
20 / 508	72 / 1829	36 / 914	2163	3032	n/a	n/a	2368	3236	977	1128
20 / 508	78 / 1981	36 / 914	2273	3186	n/a	n/a	2479	3392	977	1164
20 / 508	84 / 2134	36 / 914	2385	3339	n/a	n/a	2591	3545	977	1202
20 / 508	90 / 2286	36 / 914	2508	3491	2508	3491	2714	3697	977	1239
24 / 610	60 / 1524	36 / 914	2093	2887	n/a	n/a	2299	3093	1071	1053
24 / 610	66 / 1676	36 / 914	2212	3051	n/a	n/a	2418	3255	1071	1090
24 / 610	72 / 1829	36 / 914	2330	3211	n/a	n/a	2535	3417	1071	1128
24 / 610	78 / 1981	36 / 914	2449	3406	n/a	n/a	2654	3611	1071	1164
24 / 610	84 / 2134	36 / 914	2567	3568	n/a	n/a	2773	3772	1071	1202
24 / 610	90 / 2286	36 / 914	2698	3728	2698	3728	2904	3932	1071	1239
20 / 508	60 / 1524	42 / 1067	2067	2834	n/a	n/a	2272	3039	1063	1112
20 / 508	66 / 1676	42 / 1067	2184	2997	n/a	n/a	2389	3202	1063	1154
20 / 508	72 / 1829	42 / 1067	2301	3171	n/a	n/a	2506	3376	1063	1199
20 / 508	78 / 1981	42 / 1067	2418	3333	n/a	n/a	2623	3538	1063	1241
20 / 508	84 / 2134	42 / 1067	2534	3491	n/a	n/a	2738	3697	1063	1285
20 / 508	90 / 2286	42 / 1067	2665	3649	2665	3649	2871	3855	1063	1329
24 / 610	60 / 1524	42 / 1067	2228	3026	n/a	n/a	2434	3231	1297	1112
24 / 610	66 / 1676	42 / 1067	2355	3196	n/a	n/a	2560	3402	1297	1154
24 / 610	72 / 1829	42 / 1067	2478	3363	n/a	n/a	2684	3569	1297	1199
24 / 610	78 / 1981	42 / 1067	2603	3565	n/a	n/a	2808	3769	1297	1241
24 / 610	84 / 2134	42 / 1067	2727	3731	n/a	n/a	2933	3936	1297	1285
24 / 610	90 / 2286	42 / 1067	2868	3898	2868	3898	3072	4104	1297	1329

Xpress

THHD
Hub Table – Double-Sided

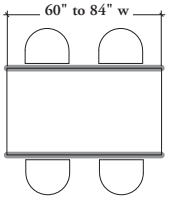

Four Users

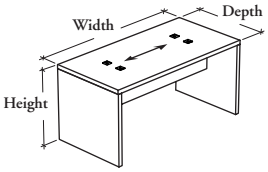

No Footrest (N)

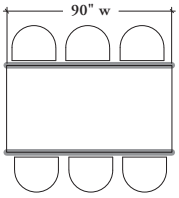

Six Users

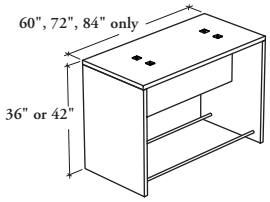

With Footrest (W)

Hub Table allows versatile applications for meeting, individual works in library or common areas.

WHAT'S INCLUDED

1 worksurface, 2 gables with levelers, 1 modesty panel, 1 footrest (if specified), 1 cable pass-through (if applicable), wire management clips, grommet(s) or power/data center(s) (if specified) and mounting hardware.

WHAT'S EXCLUDED

Power Cube.

NOTES

The footrest is not available for 29" high.

The Accessory Finish option is applicable with Grommet/Accessory Styles (G1, G2 and G3) only.

The 1 9/16" (X) thickness is not available in all Foundation Laminate and Edge Trim colors. Refer to the Application Guide for details.

When Flintwood worksurface finish is specified, only Flintwood Flat Trim (9) is available.

The 1 1/2" gable thicknesses are not available in all Source Laminate colors. Refer to the Application Guide for details.

Not all finishes are available in Xpress, Please see Xpress catalogue and/or specification software for details.

PRODUCT OPTIONS

Worksurface Thickness	Depth	Modesty Panel Height	Grommet/ Accessory Style	Worksurface Finish	Edge Trim Style	Gable Finish	Accessory Finish (If Applicable)
X 1 9/16"	30, 36, 42, 48	**H** Half-Height	**G1** One Grommet (per side)	Foundation Laminate	**6** Straight Trim	Source Laminate	Foundation
	Width	**Footrest Option**	**G2** Two Grommets (per side)	Flintwood	**9** Flintwood Flat Trim	Flintwood	Mica
	60, 66, 72, 78, 84, 90	**W** With Footrest	**G3** Three Grommets (per side)		**Edge Trim Finish**	**Modesty Panel Finish**	Accent
	Height	**N** No Footrest	**P1** One Power/Data Center (per side)		Edge Trim Colors (for trim style 6)	Source Laminate	**Power/Data Center Finish (If Applicable)**
	29, 36, 42		**NA** None			Flintwood	**B** Soft Gris
							E Ebony

SAMPLE ORDER CODE

THHD X	30	66	36	H	N	NA	LW	6	ST	XS	XS		

DIMENSIONS INCHES / MM / **PRICING** — NO FOOTREST (N) — GROMMET/ACCESSORY STYLE

D	W	H	Grommet(s) (G1/G2) Foundation Laminate	Grommet(s) (G1/G2) Flintwood	Three Grommets (G3) Foundation Laminate	Three Grommets (G3) Flintwood	None (NA) Foundation Laminate	None (NA) Flintwood	Power/Data Center (P1) Foundation Laminate	Power/Data Center (P1) Flintwood	UPCHARGE FLINTWOOD GABLE	UPCHARGE FLINTWOOD MODESTY PANEL
30 / 762	60 / 1524	29 / 737	n/a	n/a	n/a	n/a	1666	2377	n/a	n/a	1075	543
30 / 762	66 / 1676	29 / 737	n/a	n/a	n/a	n/a	1753	2535	n/a	n/a	1075	647
30 / 762	72 / 1829	29 / 737	n/a	n/a	n/a	n/a	1842	2657	n/a	n/a	1075	664
30 / 762	78 / 1981	29 / 737	n/a	n/a	n/a	n/a	1931	2813	n/a	n/a	1075	725
30 / 762	84 / 2134	29 / 737	n/a	n/a	n/a	n/a	2020	2936	n/a	n/a	1075	819
30 / 762	90 / 2286	29 / 737	n/a	n/a	n/a	n/a	2108	3058	n/a	n/a	1075	834
36 / 914	60 / 1524	29 / 737	n/a	n/a	n/a	n/a	1874	2636	n/a	n/a	1400	543
36 / 914	66 / 1676	29 / 737	n/a	n/a	n/a	n/a	1975	2806	n/a	n/a	1400	647
36 / 914	72 / 1829	29 / 737	n/a	n/a	n/a	n/a	2076	2939	n/a	n/a	1400	664
36 / 914	78 / 1981	29 / 737	n/a	n/a	n/a	n/a	2176	3074	n/a	n/a	1400	725
36 / 914	84 / 2134	29 / 737	n/a	n/a	n/a	n/a	2276	3258	n/a	n/a	1400	819
36 / 914	90 / 2286	29 / 737	n/a	n/a	n/a	n/a	2376	3393	n/a	n/a	1400	834

Pricing is continued on the following page.

Xpress

THHD
Hub Table – Double-Sided (Continued)

DIMENSIONS INCHES / MM			PRICING NO FOOTREST (N) (CONTINUED) GROMMET/ACCESSORY STYLE								UPCHARGE FLINTWOOD GABLE	UPCHARGE FLINTWOOD MODESTY PANEL
			Grommet(s) (G1/G2)		Three Grommets (G3)		None (NA)		Power/Data Center (P1)			
D	W	H	Foundation Laminate	Flintwood	Foundation Laminate	Flintwood	Foundation Laminate	Flintwood	Foundation Laminate	Flintwood		
42 / 1067	60 / 1524	29 / 737	2083	2895	n/a	n/a	2083	2895	2493	3305	1617	543
42 / 1067	66 / 1676	29 / 737	2196	3042	n/a	n/a	2196	3042	2606	3453	1617	647
42 / 1067	72 / 1829	29 / 737	2308	3237	n/a	n/a	2308	3237	2719	3647	1617	664
42 / 1067	78 / 1981	29 / 737	2420	3385	n/a	n/a	2420	3385	2830	3795	1617	725
42 / 1067	84 / 2134	29 / 737	2533	3530	n/a	n/a	2533	3530	2943	3941	1617	819
42 / 1067	90 / 2286	29 / 737	2645	3677	2645	3677	2645	3677	3055	4088	1617	834
48 / 1219	60 / 1524	29 / 737	2293	3122	n/a	n/a	2293	3122	2702	3531	1786	543
48 / 1219	66 / 1676	29 / 737	2416	3330	n/a	n/a	2416	3330	2826	3739	1786	647
48 / 1219	72 / 1829	29 / 737	2541	3488	n/a	n/a	2541	3488	2951	3898	1786	664
48 / 1219	78 / 1981	29 / 737	2665	3646	n/a	n/a	2665	3646	3075	4057	1786	725
48 / 1219	84 / 2134	29 / 737	2789	3846	n/a	n/a	2789	3846	3200	4256	1786	819
48 / 1219	90 / 2286	29 / 737	2914	4003	2914	4003	2914	4003	3324	4413	1786	834
30 / 762	60 / 1524	36 / 914	n/a	n/a	n/a	n/a	1810	2522	n/a	n/a	1413	709
30 / 762	66 / 1676	36 / 914	n/a	n/a	n/a	n/a	1902	2684	n/a	n/a	1413	730
30 / 762	72 / 1829	36 / 914	n/a	n/a	n/a	n/a	1994	2809	n/a	n/a	1413	827
30 / 762	78 / 1981	36 / 914	n/a	n/a	n/a	n/a	2087	2968	n/a	n/a	1413	901
30 / 762	84 / 2134	36 / 914	n/a	n/a	n/a	n/a	2179	3096	n/a	n/a	1413	977
30 / 762	90 / 2286	36 / 914	n/a	n/a	n/a	n/a	2271	3221	n/a	n/a	1413	999
36 / 914	60 / 1524	36 / 914	n/a	n/a	n/a	n/a	2039	2802	n/a	n/a	1644	709
36 / 914	66 / 1676	36 / 914	n/a	n/a	n/a	n/a	2143	2974	n/a	n/a	1644	730
36 / 914	72 / 1829	36 / 914	n/a	n/a	n/a	n/a	2246	3111	n/a	n/a	1644	827
36 / 914	78 / 1981	36 / 914	n/a	n/a	n/a	n/a	2350	3250	n/a	n/a	1644	901
36 / 914	84 / 2134	36 / 914	n/a	n/a	n/a	n/a	2454	3438	n/a	n/a	1644	977
36 / 914	90 / 2286	36 / 914	n/a	n/a	n/a	n/a	2559	3576	n/a	n/a	1644	999
42 / 1067	60 / 1524	36 / 914	2268	3080	n/a	n/a	2268	3080	2679	3490	1939	709
42 / 1067	66 / 1676	36 / 914	2383	3231	n/a	n/a	2383	3231	2792	3641	1939	730
42 / 1067	72 / 1829	36 / 914	2500	3429	n/a	n/a	2500	3429	2909	3839	1939	827
42 / 1067	78 / 1981	36 / 914	2614	3580	n/a	n/a	2614	3580	3024	3990	1939	901
42 / 1067	84 / 2134	36 / 914	2730	3731	n/a	n/a	2730	3731	3141	4141	1939	977
42 / 1067	90 / 2286	36 / 914	2846	3881	2846	3881	2846	3881	3256	4290	1939	999
48 / 1219	60 / 1524	36 / 914	2496	3325	n/a	n/a	2496	3325	2906	3735	2016	709
48 / 1219	66 / 1676	36 / 914	2624	3538	n/a	n/a	2624	3538	3034	3947	2016	730
48 / 1219	72 / 1829	36 / 914	2752	3699	n/a	n/a	2752	3699	3162	4109	2016	827
48 / 1219	78 / 1981	36 / 914	2879	3861	n/a	n/a	2879	3861	3289	4271	2016	901
48 / 1219	84 / 2134	36 / 914	3007	4064	n/a	n/a	3007	4064	3418	4474	2016	977
48 / 1219	90 / 2286	36 / 914	3134	4225	3134	4225	3134	4225	3545	4635	2016	999
30 / 762	60 / 1524	42 / 1067	n/a	n/a	n/a	n/a	1933	2646	n/a	n/a	1629	817
30 / 762	66 / 1676	42 / 1067	n/a	n/a	n/a	n/a	2029	2811	n/a	n/a	1629	893
30 / 762	72 / 1829	42 / 1067	n/a	n/a	n/a	n/a	2124	2939	n/a	n/a	1629	973
30 / 762	78 / 1981	42 / 1067	n/a	n/a	n/a	n/a	2220	3102	n/a	n/a	1629	996
30 / 762	84 / 2134	42 / 1067	n/a	n/a	n/a	n/a	2314	3232	n/a	n/a	1629	1018
30 / 762	90 / 2286	42 / 1067	n/a	n/a	n/a	n/a	2409	3361	n/a	n/a	1629	1042

Pricing is continued on the following page.

Xpress

THHD

Hub Table – Double-Sided (Continued)

DIMENSIONS INCHES / MM			PRICING								UPCHARGE FLINTWOOD GABLE	UPCHARGE FLINTWOOD MODESTY PANEL
			NO FOOTREST (N) (CONTINUED)									
			GROMMET/ACCESSORY STYLE									
			Grommet(s) (G1/G2)		Three Grommets (G3)		None (NA)		Power/Data Center (P1)			
D	W	H	Foundation Laminate	Flintwood	Foundation Laminate	Flintwood	Foundation Laminate	Flintwood	Foundation Laminate	Flintwood		
36 / 914	60 / 1524	42 / 1067	n/a	n/a	n/a	n/a	2180	2943	n/a	n/a	1939	817
36 / 914	66 / 1676	42 / 1067	n/a	n/a	n/a	n/a	2286	3117	n/a	n/a	1939	893
36 / 914	72 / 1829	42 / 1067	n/a	n/a	n/a	n/a	2394	3258	n/a	n/a	1939	973
36 / 914	78 / 1981	42 / 1067	n/a	n/a	n/a	n/a	2501	3400	n/a	n/a	1939	996
36 / 914	84 / 2134	42 / 1067	n/a	n/a	n/a	n/a	2607	3590	n/a	n/a	1939	1018
36 / 914	90 / 2286	42 / 1067	n/a	n/a	n/a	n/a	2715	3732	n/a	n/a	1939	1042
42 / 1067	60 / 1524	42 / 1067	2425	3239	n/a	n/a	2425	3239	2835	3648	2027	817
42 / 1067	66 / 1676	42 / 1067	2543	3393	n/a	n/a	2543	3393	2953	3803	2027	893
42 / 1067	72 / 1829	42 / 1067	2662	3594	n/a	n/a	2662	3594	3072	4004	2027	973
42 / 1067	78 / 1981	42 / 1067	2782	3748	n/a	n/a	2782	3748	3192	4159	2027	996
42 / 1067	84 / 2134	42 / 1067	2901	3901	n/a	n/a	2901	3901	3311	4312	2027	1018
42 / 1067	90 / 2286	42 / 1067	3019	4054	3019	4054	3019	4054	3429	4465	2027	1042
48 / 1219	60 / 1524	42 / 1067	2669	3499	n/a	n/a	2669	3499	3080	3910	2117	817
48 / 1219	66 / 1676	42 / 1067	2800	3715	n/a	n/a	2800	3715	3211	4126	2117	893
48 / 1219	72 / 1829	42 / 1067	2932	3881	n/a	n/a	2932	3881	3341	4290	2117	973
48 / 1219	78 / 1981	42 / 1067	3063	4046	n/a	n/a	3063	4046	3472	4457	2117	996
48 / 1219	84 / 2134	42 / 1067	3193	4252	n/a	n/a	3193	4252	3604	4662	2117	1018
48 / 1219	90 / 2286	42 / 1067	3324	4415	3324	4415	3324	4415	3734	4826	2117	1042
			WITH FOOTREST (W)									
			GROMMET/ACCESSORY STYLE									
			Grommet(s) (G1/G2)		Three Grommets (G3)		None (NA)		Power/Data Center (P1)			
			Foundation Laminate	Flintwood	Foundation Laminate	Flintwood	Foundation Laminate	Flintwood	Foundation Laminate	Flintwood		
30 / 762	60 / 1524	36 / 914	n/a	n/a	n/a	n/a	2753	3464	n/a	n/a	1413	709
30 / 762	66 / 1676	36 / 914	n/a	n/a	n/a	n/a	2907	3687	n/a	n/a	1413	730
30 / 762	72 / 1829	36 / 914	n/a	n/a	n/a	n/a	3059	3873	n/a	n/a	1413	827
30 / 762	78 / 1981	36 / 914	n/a	n/a	n/a	n/a	3211	4092	n/a	n/a	1413	901
30 / 762	84 / 2134	36 / 914	n/a	n/a	n/a	n/a	3365	4282	n/a	n/a	1413	977
30 / 762	90 / 2286	36 / 914	n/a	n/a	n/a	n/a	3517	4467	n/a	n/a	1413	999
36 / 914	60 / 1524	36 / 914	n/a	n/a	n/a	n/a	2981	3744	n/a	n/a	1644	709
36 / 914	66 / 1676	36 / 914	n/a	n/a	n/a	n/a	3147	3979	n/a	n/a	1644	730
36 / 914	72 / 1829	36 / 914	n/a	n/a	n/a	n/a	3311	4175	n/a	n/a	1644	827
36 / 914	78 / 1981	36 / 914	n/a	n/a	n/a	n/a	3476	4374	n/a	n/a	1644	901
36 / 914	84 / 2134	36 / 914	n/a	n/a	n/a	n/a	3641	4624	n/a	n/a	1644	977
36 / 914	90 / 2286	36 / 914	n/a	n/a	n/a	n/a	3804	4822	n/a	n/a	1644	999
42 / 1067	60 / 1524	36 / 914	3210	4022	n/a	n/a	3210	4022	3619	4433	1939	709
42 / 1067	66 / 1676	36 / 914	3388	4235	n/a	n/a	3388	4235	3797	4646	1939	730
42 / 1067	72 / 1829	36 / 914	3562	4494	n/a	n/a	3562	4494	3973	4904	1939	827
42 / 1067	78 / 1981	36 / 914	3738	4705	n/a	n/a	3738	4705	4149	5114	1939	901
42 / 1067	84 / 2134	36 / 914	3917	4917	n/a	n/a	3917	4917	4327	5327	1939	977
42 / 1067	90 / 2286	36 / 914	4092	5127	4092	5127	4092	5127	4502	5537	1939	999

Pricing is continued on the following page.

Xpress

THHD
Hub Table – Double-Sided (Continued)

DIMENSIONS INCHES / MM			PRICING WITH FOOTREST (W) (CONTINUED)								UPCHARGE FLINTWOOD GABLE	UPCHARGE FLINTWOOD MODESTY PANEL
			GROMMET/ACCESSORY STYLE									
			Grommet(s) (G1/G2)		Three Grommets (G3)		None (NA)		Power/Data Center (P1)			
D	W	H	Foundation Laminate	Flintwood	Foundation Laminate	Flintwood	Foundation Laminate	Flintwood	Foundation Laminate	Flintwood		
48 / 1219	60 / 1524	36 / 914	3438	4267	n/a	n/a	3438	4267	3848	4678	2016	709
48 / 1219	66 / 1676	36 / 914	3629	4541	n/a	n/a	3629	4541	4038	4951	2016	730
48 / 1219	72 / 1829	36 / 914	3816	4763	n/a	n/a	3816	4763	4226	5173	2016	827
48 / 1219	78 / 1981	36 / 914	4003	4985	n/a	n/a	4003	4985	4413	5394	2016	901
48 / 1219	84 / 2134	36 / 914	4193	5252	n/a	n/a	4193	5252	4603	5661	2016	977
48 / 1219	90 / 2286	36 / 914	4380	5472	4380	5472	4380	5472	4791	5882	2016	999
30 / 762	60 / 1524	42 / 1067	n/a	n/a	n/a	n/a	2876	3588	n/a	n/a	1629	817
30 / 762	66 / 1676	42 / 1067	n/a	n/a	n/a	n/a	3034	3815	n/a	n/a	1629	893
30 / 762	72 / 1829	42 / 1067	n/a	n/a	n/a	n/a	3189	4003	n/a	n/a	1629	973
30 / 762	78 / 1981	42 / 1067	n/a	n/a	n/a	n/a	3344	4226	n/a	n/a	1629	996
30 / 762	84 / 2134	42 / 1067	n/a	n/a	n/a	n/a	3499	4417	n/a	n/a	1629	1018
30 / 762	90 / 2286	42 / 1067	n/a	n/a	n/a	n/a	3655	4607	n/a	n/a	1629	1042
36 / 914	60 / 1524	42 / 1067	n/a	n/a	n/a	n/a	3123	3885	n/a	n/a	1939	817
36 / 914	66 / 1676	42 / 1067	n/a	n/a	n/a	n/a	3291	4122	n/a	n/a	1939	893
36 / 914	72 / 1829	42 / 1067	n/a	n/a	n/a	n/a	3458	4322	n/a	n/a	1939	973
36 / 914	78 / 1981	42 / 1067	n/a	n/a	n/a	n/a	3624	4525	n/a	n/a	1939	996
36 / 914	84 / 2134	42 / 1067	n/a	n/a	n/a	n/a	3794	4778	n/a	n/a	1939	1018
36 / 914	90 / 2286	42 / 1067	n/a	n/a	n/a	n/a	3960	4978	n/a	n/a	1939	1042
42 / 1067	60 / 1524	42 / 1067	3367	4181	n/a	n/a	3367	4181	3777	4591	2027	817
42 / 1067	66 / 1676	42 / 1067	3548	4398	n/a	n/a	3548	4398	3958	4808	2027	893
42 / 1067	72 / 1829	42 / 1067	3727	4659	n/a	n/a	3727	4659	4137	5069	2027	973
42 / 1067	78 / 1981	42 / 1067	3906	4873	n/a	n/a	3906	4873	4316	5284	2027	996
42 / 1067	84 / 2134	42 / 1067	4087	5088	n/a	n/a	4087	5088	4497	5499	2027	1018
42 / 1067	90 / 2286	42 / 1067	4265	5300	4265	5300	4265	5300	4676	5711	2027	1042
48 / 1219	60 / 1524	42 / 1067	3612	4442	n/a	n/a	3612	4442	4022	4853	2117	817
48 / 1219	66 / 1676	42 / 1067	3805	4720	n/a	n/a	3805	4720	4216	5130	2117	893
48 / 1219	72 / 1829	42 / 1067	3996	4945	n/a	n/a	3996	4945	4406	5355	2117	973
48 / 1219	78 / 1981	42 / 1067	4187	5170	n/a	n/a	4187	5170	4596	5580	2117	996
48 / 1219	84 / 2134	42 / 1067	4379	5439	n/a	n/a	4379	5439	4789	5849	2117	1018
48 / 1219	90 / 2286	42 / 1067	4570	5662	4570	5662	4570	5662	4980	6072	2117	1042

Xpress

THLS
Library Table – Single-Sided

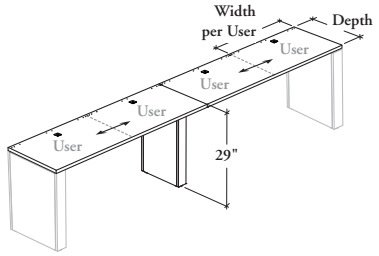

This table is recommanded for library and is available with or without divisions. It also is recommanded to be used againts a building wall for aesthetic.

WHAT'S INCLUDED
worksurface pieces, intermediate rectangular bases with levelers, cantilevers, single-sided metal cable trays, linking plates, grommets or power/data centers (if specified), and mounting hardware.

WHAT'S EXCLUDED
Square Post Legs, Solid End Gable and Rectangular Base.

NOTES
For the number of users, worksurfaces, supports, refer to the Worksurface & Support Configurations Chart.

The Accessory Finish option is applicable with Grommet/Accessory Styles (GD and GS) only.

When Flintwood worksurface finish is specified, only Flintwood Flat Trim (9) is available.

The 1 9/16" (X) thickness is not available in all Foundation Laminate and Edge Trim colors. Refer to the Application Guide for details.

Not all finishes are available in Xpress, Please see Xpress catalogue and/or specification software for details.

PRODUCT OPTIONS

Worksurface Thickness	Depth	Width per User	Grommet/Accessory Style	Worksurface Finish	Edge Trim Style	Base Infill Finish	Accessory Finish (If Applicable)
M 1 3/16" **X** 1 9/16"	24, 30	30, 36, 42	**GD** Grommets – Shared per Two Users **GS** Grommets – One per User (Shown) **PD** Power/Data Centers – Shared per Two Users **PS** Power/Data Centers – One per User **NA** None	Foundation Laminate Flintwood	**6** Straight Trim **9** Flintwood Flat Trim	Source Laminate Flintwood	Foundation Mica Accent
Division Functionality	**User Quantity**	**Height**			**Edge Trim Finish**	**Support Finish**	**Power/Data Center Finish (If Applicable)**
W With Division (Shown) **N** None	02, 03, 04, 05, 06, 07, 08, 09, 10, 11	29			Edge Trim Colors (for trim style 6)	**AC** Clear Anodized Foundation Mica	**B** Soft Gris **E** Ebony

SAMPLE ORDER CODE

THLS X	W	30	08	36	29	PD	VZ	9		VZ	7		E

DIMENSIONS INCHES / MM			GROMMET/ACCESSORY STYLE						UPCHARGE FLINTWOOD BASE INFILL
			Grommets/None (GD/GS/NA)		Power/Data Centers – Shared per Two Users (PD)		Power/Data Centers – One per Users (PS)		
			1 3/16" (M)						
			Foundation Laminate	Flintwood	Foundation Laminate	Flintwood	Foundation Laminate	Flintwood	
D	W	H	**2 USERS (02)**						
24 / 610	30 / 762	29 / 737	1061	1970	1266	2176	1471	2381	552
24 / 610	36 / 914	29 / 737	1137	2228	1342	2434	1548	2638	552
24 / 610	42 / 1067	29 / 737	1214	2487	1419	2692	1624	2897	552
30 / 762	30 / 762	29 / 737	1230	2150	1435	2355	1640	2561	699
30 / 762	36 / 914	29 / 737	1330	2435	1535	2639	1741	2845	699
30 / 762	42 / 1067	29 / 737	1431	2720	1636	2925	1841	3130	699
			3 USERS (03)						
24 / 610	30 / 762	29 / 737	1222	2585	1632	2996	1837	3201	552
24 / 610	36 / 914	29 / 737	1336	2973	1746	3383	1952	3587	552
24 / 610	42 / 1067	29 / 737	1451	3361	1862	3771	2067	3976	552
30 / 762	30 / 762	29 / 737	1451	2832	1862	3242	2067	3448	699
30 / 762	36 / 914	29 / 737	1602	3258	2013	3669	2217	3874	699
30 / 762	42 / 1067	29 / 737	1753	3686	2164	4097	2369	4302	699
			4 USERS (04)						
24 / 610	30 / 762	29 / 737	1469	3287	1879	3698	2289	4108	552
24 / 610	36 / 914	29 / 737	1622	3804	2032	4215	2443	4624	552
24 / 610	42 / 1067	29 / 737	1775	4320	2185	4731	2596	5141	552

Pricing is continued on the following page.

Xpress

THLS

Library Table – Single-Sided (Continued)

DIMENSIONS INCHES / MM			GROMMET/ACCESSORY STYLE						UPCHARGE FLINTWOOD BASE INFILL
			Grommets/None (GD/GS/NA)		Power/Data Centers – Shared per Two Users (PD)		Power/Data Centers – One per Users (PS)		
			1 3/16" (M)						
			Foundation Laminate	Flintwood	Foundation Laminate	Flintwood	Foundation Laminate	Flintwood	
D	W	H	**4 USERS (04) (CONTINUED)**						
30 / 762	30 / 762	29 / 737	1761	3601	2169	4011	2579	4420	699
30 / 762	36 / 914	29 / 737	1961	4170	2371	4581	2782	4991	699
30 / 762	42 / 1067	29 / 737	2163	4740	2573	5150	2983	5561	699
			5 USERS (05)						
24 / 610	30 / 762	29 / 737	2232	4505	2848	5121	3258	5532	1104
24 / 610	36 / 914	29 / 737	2424	5151	3039	5766	3450	6177	1104
24 / 610	42 / 1067	29 / 737	2615	5797	3231	6413	3641	6823	1104
30 / 762	30 / 762	29 / 737	2631	4932	3246	5547	3656	5957	1397
30 / 762	36 / 914	29 / 737	2882	5643	3497	6260	3908	6670	1397
30 / 762	42 / 1067	29 / 737	3135	6357	3751	6972	4161	7382	1397
			6 USERS (06)						
24 / 610	30 / 762	29 / 737	2480	5207	3096	5823	3710	6438	1104
24 / 610	36 / 914	29 / 737	2711	5982	3325	6598	3940	7214	1104
24 / 610	42 / 1067	29 / 737	2939	6758	3554	7373	4170	7988	1104
30 / 762	30 / 762	29 / 737	2939	5700	3554	6315	4170	6930	1397
30 / 762	36 / 914	29 / 737	3242	6555	3857	7169	4472	7785	1397
30 / 762	42 / 1067	29 / 737	3545	7410	4160	8024	4775	8640	1397
			7 USERS (07)						
24 / 610	30 / 762	29 / 737	3244	6426	4064	7247	4680	7862	1656
24 / 610	36 / 914	29 / 737	3512	7329	4333	8150	4947	8765	1656
24 / 610	42 / 1067	29 / 737	3779	8234	4600	9055	5215	9670	1656
30 / 762	30 / 762	29 / 737	3810	7032	4631	7853	5246	8467	2095
30 / 762	36 / 914	29 / 737	4163	8027	4984	8848	5599	9464	2095
30 / 762	42 / 1067	29 / 737	4518	9026	5336	9847	5952	10462	2095
			8 USERS (08)						
24 / 610	30 / 762	29 / 737	3491	7128	4312	7949	5133	8770	1656
24 / 610	36 / 914	29 / 737	3797	8162	4618	8982	5439	9801	1656
24 / 610	42 / 1067	29 / 737	4104	9194	4923	10015	5744	10835	1656
30 / 762	30 / 762	29 / 737	4119	7800	4939	8621	5760	9440	2095
30 / 762	36 / 914	29 / 737	4523	8939	5344	9760	6163	10581	2095
30 / 762	42 / 1067	29 / 737	4927	10079	5746	10900	6567	11720	2095
			9 USERS (09)						
24 / 610	30 / 762	29 / 737	4255	8346	5282	9372	6101	10193	2209
24 / 610	36 / 914	29 / 737	4599	9509	5625	10534	6445	11354	2209
30 / 762	30 / 762	29 / 737	4991	9131	6016	10157	6836	10978	2793
30 / 762	36 / 914	29 / 737	5444	10413	6469	11439	7290	12260	2793
			10 USERS (10)						
24 / 610	30 / 762	29 / 737	4502	9049	5529	10074	6554	11099	2209
30 / 762	30 / 762	29 / 737	5298	9900	6325	10925	7350	11950	2793
			11 USERS (11)						
24 / 610	30 / 762	29 / 737	5266	10266	6497	11498	7522	12522	2760
30 / 762	30 / 762	29 / 737	6171	11232	7401	12461	8426	13488	3492

Pricing is continued on the following page.

Xpress

THLS

Library Table – Single-Sided (Continued)

DIMENSIONS INCHES / MM			GROMMET/ACCESSORY STYLE						UPCHARGE FLINTWOOD BASE INFILL
			Grommets/None (GD/GS/NA)		Power/Data Centers – Shared per Two Users (PD)		Power/Data Centers – One per Users (PS)		
			1 9/16" (X)						
			Foundation Laminate	Flintwood	Foundation Laminate	Flintwood	Foundation Laminate	Flintwood	
D	W	H	**2 USERS (02)**						
24 / 610	30 / 762	29 / 737	1200	2081	1404	2286	1610	2491	552
24 / 610	36 / 914	29 / 737	1304	2362	1509	2567	1714	2773	552
24 / 610	42 / 1067	29 / 737	1408	2641	1614	2847	1817	3052	552
30 / 762	30 / 762	29 / 737	1357	2283	1562	2488	1768	2693	699
30 / 762	36 / 914	29 / 737	1483	2595	1688	2799	1894	3005	699
30 / 762	42 / 1067	29 / 737	1610	2906	1814	3111	2020	3316	699
			3 USERS (03)						
24 / 610	30 / 762	29 / 737	1429	2752	1839	3162	2045	3367	552
24 / 610	36 / 914	29 / 737	1586	3172	1995	3582	2200	3788	552
24 / 610	42 / 1067	29 / 737	1742	3592	2152	4003	2357	4209	552
30 / 762	30 / 762	29 / 737	1643	3032	2052	3441	2257	3646	699
30 / 762	36 / 914	29 / 737	1832	3497	2242	3908	2447	4113	699
30 / 762	42 / 1067	29 / 737	2021	3966	2431	4376	2636	4582	699
			4 USERS (04)						
24 / 610	30 / 762	29 / 737	1746	3510	2156	3920	2567	4329	552
24 / 610	36 / 914	29 / 737	1955	4070	2365	4479	2776	4890	552
24 / 610	42 / 1067	29 / 737	2163	4631	2573	5041	2983	5451	552
30 / 762	30 / 762	29 / 737	2015	3866	2425	4277	2835	4686	699
30 / 762	36 / 914	29 / 737	2268	4490	2679	4900	3087	5310	699
30 / 762	42 / 1067	29 / 737	2520	5112	2931	5522	3340	5933	699
			5 USERS (05)						
24 / 610	30 / 762	29 / 737	2578	4783	3194	5398	3605	5808	1104
24 / 610	36 / 914	29 / 737	2840	5483	3455	6099	3865	6509	1104
24 / 610	42 / 1067	29 / 737	3100	6185	3715	6801	4126	7212	1104
30 / 762	30 / 762	29 / 737	2949	5264	3565	5880	3974	6291	1397
30 / 762	36 / 914	29 / 737	3265	6042	3881	6658	4290	7068	1397
30 / 762	42 / 1067	29 / 737	3581	6822	4196	7438	4607	7847	1397
			6 USERS (06)						
24 / 610	30 / 762	29 / 737	2896	5540	3512	6155	4127	6771	1104
24 / 610	36 / 914	29 / 737	3209	6381	3824	6998	4439	7612	1104
24 / 610	42 / 1067	29 / 737	3521	7223	4137	7838	4752	8454	1104
30 / 762	30 / 762	29 / 737	3322	6099	3937	6714	4553	7329	1397
30 / 762	36 / 914	29 / 737	3701	7034	4316	7649	4932	8264	1397
30 / 762	42 / 1067	29 / 737	4080	7968	4695	8583	5312	9199	1397
			7 USERS (07)						
24 / 610	30 / 762	29 / 737	3729	6814	4550	7634	5165	8250	1656
24 / 610	36 / 914	29 / 737	4093	7796	4914	8616	5530	9231	1656
24 / 610	42 / 1067	29 / 737	4459	8778	5279	9599	5894	10213	1656
30 / 762	30 / 762	29 / 737	4256	7498	5077	8318	5693	8933	2095
30 / 762	36 / 914	29 / 737	4699	8587	5519	9407	6134	10022	2095
30 / 762	42 / 1067	29 / 737	5141	9678	5962	10498	6577	11114	2095

Pricing is continued on the following page.

Xpress

THLS

Library Table – Single-Sided (Continued)

DIMENSIONS INCHES / MM			GROMMET/ACCESSORY STYLE						UPCHARGE FLINTWOOD BASE INFILL
			Grommets/None (GD/GS/NA)		Power/Data Centers – Shared per Two Users (PD)		Power/Data Centers – One per Users (PS)		
			1 9/16" (X)						
			Foundation Laminate	Flintwood	Foundation Laminate	Flintwood	Foundation Laminate	Flintwood	
D	W	H	**8 USERS (08)**						
24 / 610	30 / 762	29 / 737	4046	7571	4867	8392	5687	9213	1656
24 / 610	36 / 914	29 / 737	4463	8693	5284	9514	6103	10334	1656
24 / 610	42 / 1067	29 / 737	4879	9816	5700	10637	6521	11456	1656
30 / 762	30 / 762	29 / 737	4629	8332	5449	9153	6270	9973	2095
30 / 762	36 / 914	29 / 737	5135	9578	5955	10399	6775	11219	2095
30 / 762	42 / 1067	29 / 737	5640	10825	6460	11645	7281	12466	2095
			9 USERS (09)						
24 / 610	30 / 762	29 / 737	4878	8845	5904	9872	6724	10692	2209
24 / 610	36 / 914	29 / 737	5348	10107	6372	11132	7193	11953	2209
30 / 762	30 / 762	29 / 737	5564	9730	6589	10756	7410	11575	2793
30 / 762	36 / 914	29 / 737	6132	11131	7158	12157	7979	12978	2793
			10 USERS (10)						
24 / 610	30 / 762	29 / 737	5196	9603	6220	10628	7247	11654	2209
30 / 762	30 / 762	29 / 737	5936	10565	6961	11591	7987	12616	2793
			11 USERS (11)						
24 / 610	30 / 762	29 / 737	5196	9603	6220	10628	7247	11654	2209
30 / 762	30 / 762	29 / 737	5936	10565	6961	11591	7987	12616	2793

Xpress

THLD
Library Table – Double-Sided

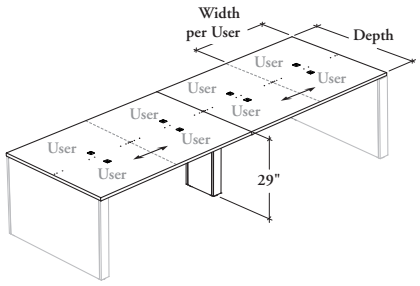

This table is recommended for library and is available with or without divisions.

WHAT'S INCLUDED
worksurface pieces, intermediate rectangular bases with levelers, cantilevers, wire management clips, double-sided metal cable trays, linking plates, grommets or power/data center (if specified) and mounting hardware.

WHAT'S EXCLUDED
Square Post Legs, Solid End Gable and Rectangular Base.

NOTES
For the number of users, worksurfaces, supports, refer to the Worksurface & Support Configurations Chart.

The Accessory Finish option is applicable with Grommet/Accessory Styles (GD and GS) only.

When Flintwood worksurface finish is specified, only Flintwood Flat Trim (9) is available.

The 1 9/16" (X) thickness is not available in all Foundation Laminate and Edge Trim colors. Refer to the Application Guide for details.

Not all finishes are available in Xpress, Please see Xpress catalogue and/or specification software for details.

PRODUCT OPTIONS

Worksurface Thickness	Depth	Width per User	Grommet/Accessory Style	Worksurface Finish	Edge Trim Style	Base Infill Finish	Accessory Finish (If Applicable)
M 1 3/16" **X** 1 9/16"	48, 60	30, 36, 42	**GD** Grommets – Shared per Two Users **GS** Grommets – One per User (Shown) **PD** Power/Data Centers – Shared par Two Users **PS** Power/Data Centers – One per User **NA** None	Foundation Laminate Flintwood	**6** Straight Trim **9** Flintwood Flat Trim	Source Laminate Flintwood	Foundation Mica Accent
Division Functionality	**User Quantity**	**Height**			**Edge Trim Finish**	**Support Finish**	**Power/Data Center Finish (If Applicable)**
W With Division (Shown) **N** None	04, 06, 08, 10, 12, 14, 16, 18, 20, 22	29			Edge Trim Colors (for trim style 6)	**AC** Clear Anodized Foundation Mica	**B** Soft Gris **E** Ebony

SAMPLE ORDER CODE

THLDM	N	48	16	36	29	PD	VZ	9		VZ	7		E

DIMENSIONS INCHES / MM			GROMMET/ACCESSORY STYLE						UPCHARGE FLINTWOOD BASE INFILL
			Grommets/None (GD/GS/NA)		Power/Data Centers – Shared per Two Users (PD)		Power/Data Centers – One per Users (PS)		
			1 3/16" (M)						
			Foundation Laminate	Flintwood	Foundation Laminate	Flintwood	Foundation Laminate	Flintwood	
D	W	H	**4 USERS (04)**						
48 / 1219	30 / 762	29 / 737	1538	2653	1948	3063	2358	3472	716
48 / 1219	36 / 914	29 / 737	1682	3019	2092	3429	2503	3839	716
48 / 1219	42 / 1067	29 / 737	1827	3387	2237	3796	2646	4206	716
60 / 1524	30 / 762	29 / 737	1798	n/a	2208	n/a	2619	n/a	899
60 / 1524	36 / 914	29 / 737	1975	n/a	2385	n/a	2795	n/a	899
60 / 1524	42 / 1067	29 / 737	2152	n/a	2563	n/a	2973	n/a	899
			6 USERS (06)						
48 / 1219	30 / 762	29 / 737	1953	3624	2774	4444	3183	4855	716
48 / 1219	36 / 914	29 / 737	2168	4174	2989	4995	3399	5406	716
48 / 1219	42 / 1067	29 / 737	2385	4725	3205	5546	3615	5956	716
60 / 1524	30 / 762	29 / 737	2295	n/a	3115	n/a	3525	n/a	899
60 / 1524	36 / 914	29 / 737	2562	n/a	3381	n/a	3792	n/a	899
60 / 1524	42 / 1067	29 / 737	2827	n/a	3647	n/a	4058	n/a	899
			8 USERS (08)						
48 / 1219	30 / 762	29 / 737	2313	4541	3133	5361	3954	6182	716
48 / 1219	36 / 914	29 / 737	2601	5275	3422	6095	4242	6916	716
48 / 1219	42 / 1067	29 / 737	2889	6009	3709	6830	4530	7651	716

Pricing is continued on the following page.

Xpress

THLD

Library Table – Double-Sided (Continued)

DIMENSIONS INCHES / MM			GROMMET/ACCESSORY STYLE						UPCHARGE FLINTWOOD BASE INFILL
			Grommets/None (GD/GS/NA)		Power/Data Centers – Shared per Two Users (PD)		Power/Data Centers – One per Users (PS)		
			1 3/16" (M)						
			Foundation Laminate	Flintwood	Foundation Laminate	Flintwood	Foundation Laminate	Flintwood	
D	W	H	**8 USERS (08) (CONTINUED)**						
60 / 1524	30 / 762	29 / 737	2738	n/a	3558	n/a	4379	n/a	899
60 / 1524	36 / 914	29 / 737	3094	n/a	3914	n/a	4734	n/a	899
60 / 1524	42 / 1067	29 / 737	3449	n/a	4268	n/a	5089	n/a	899
			10 USERS (10)						
48 / 1219	30 / 762	29 / 737	2727	5513	3958	6744	4779	7565	716
48 / 1219	36 / 914	29 / 737	3763	7105	4994	8336	5815	9157	1432
48 / 1219	42 / 1067	29 / 737	4123	8023	5354	9254	6175	10075	1432
60 / 1524	30 / 762	29 / 737	3236	n/a	4467	n/a	5288	n/a	899
60 / 1524	36 / 914	29 / 737	4447	n/a	5679	n/a	6499	n/a	1801
60 / 1524	42 / 1067	29 / 737	4891	n/a	6122	n/a	6943	n/a	1801
			12 USERS (12)						
48 / 1219	30 / 762	29 / 737	3763	7105	4994	8336	6223	9568	1432
48 / 1219	36 / 914	29 / 737	4195	8207	5425	9437	6656	10669	1432
48 / 1219	42 / 1067	29 / 737	4627	9308	5858	10538	7090	11770	1432
60 / 1524	30 / 762	29 / 737	4447	n/a	5679	n/a	6910	n/a	1801
60 / 1524	36 / 914	29 / 737	4980	n/a	6211	n/a	7442	n/a	1801
60 / 1524	42 / 1067	29 / 737	5512	n/a	6743	n/a	7975	n/a	1801
			14 USERS (14)						
48 / 1219	30 / 762	29 / 737	4178	8078	5819	9720	7049	10950	1432
48 / 1219	36 / 914	29 / 737	4682	9363	6324	11002	7553	12234	1432
48 / 1219	42 / 1067	29 / 737	5862	11322	7503	12963	8733	14194	2149
60 / 1524	30 / 762	29 / 737	4946	n/a	6587	n/a	7817	n/a	1801
60 / 1524	36 / 914	29 / 737	5567	n/a	7209	n/a	8438	n/a	1801
60 / 1524	42 / 1067	29 / 737	6956	n/a	8597	n/a	9827	n/a	2700
			16 USERS (16)						
48 / 1219	30 / 762	29 / 737	4651	9109	6293	10748	7932	12390	1432
48 / 1219	36 / 914	29 / 737	5790	11139	7431	12779	9071	14420	2149
48 / 1219	42 / 1067	29 / 737	6366	12606	8008	14248	9648	15888	2149
60 / 1524	30 / 762	29 / 737	5503	n/a	7144	n/a	8784	n/a	1801
60 / 1524	36 / 914	29 / 737	6867	n/a	8509	n/a	10149	n/a	2700
60 / 1524	42 / 1067	29 / 737	7577	n/a	9218	n/a	10859	n/a	2700
			18 USERS (18)						
48 / 1219	30 / 762	29 / 737	5628	10643	7679	12694	9320	14335	2149
48 / 1219	36 / 914	29 / 737	6276	12294	8328	14345	9969	15986	2149
60 / 1524	30 / 762	29 / 737	6655	n/a	8706	n/a	10348	n/a	2700
60 / 1524	36 / 914	29 / 737	7454	n/a	9505	n/a	11146	n/a	2700
			20 USERS (20)						
48 / 1219	30 / 762	29 / 737	5989	11560	8040	13611	10091	15662	2149
60 / 1524	30 / 762	29 / 737	7099	n/a	9150	n/a	11202	n/a	2700
			22 USERS (22)						
48 / 1219	30 / 762	29 / 737	6629	12758	9090	15219	11142	17270	2149
60 / 1524	30 / 762	29 / 737	7824	n/a	10285	N/A	12335	n/a	2700

Pricing is continued on the following page.

Xpress

THLD

Library Table – Double-Sided (Continued)

DIMENSIONS INCHES / MM			GROMMET/ACCESSORY STYLE						UPCHARGE FLINTWOOD BASE INFILL
			Grommets/None (GD/GS/NA)		Power/Data Centers – Shared per Two Users (PD)		Power/Data Centers – One per Users (PS)		
			1 9/16" (X)						
			Foundation Laminate	Flintwood	Foundation Laminate	Flintwood	Foundation Laminate	Flintwood	
D	W	H	**4 USERS (04)**						
48 / 1219	30 / 762	29 / 737	1794	2874	2204	3284	2612	3695	716
48 / 1219	36 / 914	29 / 737	1988	3285	2398	3696	2809	4106	716
48 / 1219	42 / 1067	29 / 737	2183	3697	2594	4107	3004	4518	716
60 / 1524	30 / 762	29 / 737	2113	n/a	2523	n/a	2934	n/a	899
60 / 1524	36 / 914	29 / 737	2354	n/a	2763	n/a	3174	n/a	899
60 / 1524	42 / 1067	29 / 737	2595	n/a	3005	n/a	3416	n/a	899
			6 USERS (06)						
48 / 1219	30 / 762	29 / 737	2335	3957	3156	4778	3567	5188	716
48 / 1219	36 / 914	29 / 737	2628	4573	3449	5393	3858	5804	716
48 / 1219	42 / 1067	29 / 737	2920	5192	3740	6011	4151	6422	716
60 / 1524	30 / 762	29 / 737	2769	n/a	3589	n/a	4000	n/a	899
60 / 1524	36 / 914	29 / 737	3130	n/a	3951	n/a	4360	n/a	899
60 / 1524	42 / 1067	29 / 737	3491	n/a	4312	n/a	4722	n/a	899
			8 USERS (08)						
48 / 1219	30 / 762	29 / 737	2822	4985	3643	5805	4464	6625	716
48 / 1219	36 / 914	29 / 737	3213	5807	4033	6628	4854	7448	716
48 / 1219	42 / 1067	29 / 737	3604	6630	4425	7450	5244	8271	716
60 / 1524	30 / 762	29 / 737	3370	n/a	4191	n/a	5011	n/a	899
60 / 1524	36 / 914	29 / 737	3852	n/a	4672	n/a	5492	n/a	899
60 / 1524	42 / 1067	29 / 737	4334	n/a	5153	n/a	5974	n/a	899
			10 USERS (10)						
48 / 1219	30 / 762	29 / 737	3365	6068	4595	7298	5416	8119	716
48 / 1219	36 / 914	29 / 737	4528	7771	5759	9001	6579	9822	1432
48 / 1219	42 / 1067	29 / 737	5016	8801	6246	10031	7067	10852	1432
60 / 1524	30 / 762	29 / 737	4027	n/a	5258	n/a	6079	n/a	899
60 / 1524	36 / 914	29 / 737	5395	n/a	6627	n/a	7447	n/a	1801
60 / 1524	42 / 1067	29 / 737	5998	n/a	7228	n/a	8049	n/a	1801
			12 USERS (12)						
48 / 1219	30 / 762	29 / 737	4528	7771	5759	9001	6989	10232	1432
48 / 1219	36 / 914	29 / 737	5113	9005	6344	10235	7574	11467	1432
48 / 1219	42 / 1067	29 / 737	5699	10239	6929	11470	8161	12700	1432
60 / 1524	30 / 762	29 / 737	5395	n/a	6627	n/a	7858	n/a	1801
60 / 1524	36 / 914	29 / 737	6118	n/a	7349	n/a	8579	n/a	1801
60 / 1524	42 / 1067	29 / 737	6839	n/a	8071	n/a	9302	n/a	1801
			14 USERS (14)						
48 / 1219	30 / 762	29 / 737	5070	8854	6711	10495	7942	11726	1432
48 / 1219	36 / 914	29 / 737	5754	10293	7394	11935	8625	13165	1432
48 / 1219	42 / 1067	29 / 737	7110	12409	8752	14050	9983	15280	2149
60 / 1524	30 / 762	29 / 737	6053	n/a	7693	n/a	8925	n/a	1801
60 / 1524	36 / 914	29 / 737	6894	n/a	8535	n/a	9765	n/a	1801
60 / 1524	42 / 1067	29 / 737	8505	n/a	10145	n/a	11377	n/a	2700

Pricing is continued on the following page.

Xpress

THLD

Library Table – Double-Sided (Continued)

DIMENSIONS INCHES / MM			GROMMET/ACCESSORY STYLE						UPCHARGE FLINTWOOD BASE INFILL
			Grommets/None (GD/GS/NA)		Power/Data Centers – Shared per Two Users (PD)		Power/Data Centers – One per Users (PS)		
			1 9/16" (X)						
			Foundation Laminate	Flintwood	Foundation Laminate	Flintwood	Foundation Laminate	Flintwood	
D	W	H	**16 USERS (16)**						
48 / 1219	30 / 762	29 / 737	5671	9996	7312	11635	8954	13277	1432
48 / 1219	36 / 914	29 / 737	7013	12203	8655	13843	10295	15485	2149
48 / 1219	42 / 1067	29 / 737	7795	13847	9435	15489	11077	17130	2149
60 / 1524	30 / 762	29 / 737	6767	n/a	8407	n/a	10048	n/a	1801
60 / 1524	36 / 914	29 / 737	8385	n/a	10025	n/a	11665	n/a	2700
60 / 1524	42 / 1067	29 / 737	9346	n/a	10988	n/a	12629	n/a	2700
			18 USERS (18)						
48 / 1219	30 / 762	29 / 737	6775	11640	8826	13691	10467	15332	2149
48 / 1219	36 / 914	29 / 737	7654	13491	9704	15543	11346	17182	2149
60 / 1524	30 / 762	29 / 737	8078	n/a	10130	n/a	11771	n/a	2700
60 / 1524	36 / 914	29 / 737	9160	n/a	11211	n/a	12853	n/a	2700
			20 USERS (20)						
48 / 1219	30 / 762	29 / 737	7263	12668	9314	14720	11365	16770	2149
60 / 1524	30 / 762	29 / 737	8680	n/a	10731	N/A	12781	n/a	2700
			22 USERS (22)						
48 / 1219	30 / 762	29 / 737	8032	13978	10493	16439	12544	18490	2149
60 / 1524	30 / 762	29 / 737	9561	n/a	12024	N/A	14074	n/a	2700

Xpress

THLW

Peninsula Worksurface for Library Table – Double-Sided

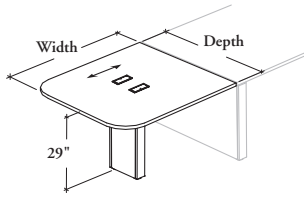

The peninsula worksurface is semi-supported and must be connected to the end of a Double-Sided Library Table the same depth adding collaborative area.

WHAT'S INCLUDED
1 worksurface, 1 rectangular base, cantilevers, linking plates, grommets or power/data centers (if specified), double-sided metal cable tray, and mounting hardware.

WHAT'S EXCLUDED
Library Table – Double-Sided.

NOTES
The Accessory Finish option is applicable with Grommet/Accessory Style (G) only.

When Flintwood worksurface finish is specified, only Flintwood Flat Trim (9) is available.

The 1 9/16" (X) thickness is not available in all Foundation Laminate and Edge Trim colors. Refer to the Application Guide for details.

Not all finishes is available in Xpress, Please see Xpress catalogue and/or specification software for details.

PRODUCT OPTIONS

Worksurface Thickness	Depth	Width	Height	Grommet/Accessory Style	Worksurface Finish	Edge Trim Style	Base Infill Finish	Accessory Finish (If Applicable)
M 1 3/16" **X** 1 9/16"	48, 60	60, 66, 72, 78, 84	29	**G** Grommets **P** Power/Data Centers (Shown) **N** None	Foundation Laminate Flintwood	**6** Straight Trim **9** Flintwood Flat Trim	Source Laminate Flintwood	Foundation Mica Accent
						Edge Trim Finish	**Support Finish**	**Power/Data Center Finish** (If Applicable)
						Edge Trim Colors (for trim style 6)	**AC** Clear Anodized Foundation Mica	**B** Soft Gris **E** Ebony

SAMPLE ORDER CODE

THLW X	48	84	29	P	YM	6	SB	XM	AC		E

DIMENSIONS INCHES / MM / **PRICING**

D	W	H	GROMMET/ACCESSORY STYLE: Grommets/None (G/N) 1 3/16" (M) Foundation Laminate	Grommets/None (G/N) Flintwood	Power/Data Centers (P) Foundation Laminate	Power/Data Centers (P) Flintwood	UPCHARGE FLINTWOOD BASE INFILL
48 / 1219	60 / 1524	29 / 737	1460	2879	1665	3084	716
48 / 1219	66 / 1676	29 / 737	1537	3098	1742	3303	716
48 / 1219	72 / 1829	29 / 737	1613	3315	1816	3520	716
48 / 1219	78 / 1981	29 / 737	1688	3533	1894	3738	716
48 / 1219	84 / 2134	29 / 737	1765	3751	1969	3956	716
60 / 1524	60 / 1524	29 / 737	1724	n/a	1930	n/a	899
60 / 1524	66 / 1676	29 / 737	1817	n/a	2023	n/a	899
60 / 1524	72 / 1829	29 / 737	1911	n/a	2117	n/a	899
60 / 1524	78 / 1981	29 / 737	2004	n/a	2210	n/a	899
60 / 1524	84 / 2134	29 / 737	2098	n/a	2303	n/a	899

Pricing is continued on the following page.

Xpress

THLW

Peninsula Worksurface for Library Table – Double-Sided (Continued)

DIMENSIONS INCHES / MM			PRICING				UPCHARGE FLINTWOOD BASE INFILL
			GROMMET/ACCESSORY STYLE				
			Grommets/None (G/N)		Power/Data Centers (P)		
			1 9/16" (X)				
D	W	H	Foundation Laminate	Flintwood	Foundation Laminate	Flintwood	
48 / 1219	60 / 1524	29 / 737	1794	3096	1998	3301	716
48 / 1219	66 / 1676	29 / 737	1902	3335	2108	3541	716
48 / 1219	72 / 1829	29 / 737	2011	3575	2216	3779	716
48 / 1219	78 / 1981	29 / 737	2121	3814	2326	4019	716
48 / 1219	84 / 2134	29 / 737	2229	4053	2435	4258	716
60 / 1524	60 / 1524	29 / 737	2124	n/a	2330	n/a	899
60 / 1524	66 / 1676	29 / 737	2257	n/a	2462	n/a	899
60 / 1524	72 / 1829	29 / 737	2390	n/a	2596	n/a	899
60 / 1524	78 / 1981	29 / 737	2523	n/a	2728	n/a	899
60 / 1524	84 / 2134	29 / 737	2657	n/a	2861	n/a	899

Xpress

THES

ADA Extension for Library Table – Single Sided

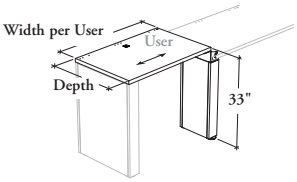

This product is designed to ease access to people with reduce mobility and must be connected to the end of a Single-Sided Library Table the same depth.

WHAT'S INCLUDED
1 worksurface, 1 intermediate rectangular base, cantilevers, linking plates, grommets or power/data centers (if specified), single-sided metal cable tray, and hardware.

WHAT'S EXCLUDED
Single-Sided Library Table, Square Post Legs, Solid End Gable and Rectangular Base.

NOTES
Width of ADA extension must equal depth of library table on which it is connected.

The Accessory Finish option is applicable with Grommet/Accessory Style (G) only.

When Flintwood worksurface finish is specified, only Flintwood Flat Trim (9) is available.

The 1 9/16" (X) thickness is not available in all Foundation Laminate and Edge Trim colors. Refer to the Application Guide for details.

Coordinate colors for ADA hardware are solid colors that can be used to match wood prints such as those of the worksurface.

Not all finishes are available in Xpress, Please see Xpress catalogue and/or specification software for details.

PRODUCT OPTIONS

Worksurface Thickness	Depth	Height	Grommet/ Accessory Style	Worksurface Finish	Edge Trim Style	Base Infill Finish	ADA Hardware Finish	Accessory Finish (If Applicable)
M 1 3/16" **X** 1 9/16"	24, 30	33	**G** Grommets **P** Power/Data Centers **N** None	Foundation Laminate Flintwood	**6** Straight Trim **9** Flintwood Flat Trim	Source Laminate Flintwood	Foundation Mica Coordinate Colors	Foundation Mica Accent
Division Functionality	**Width per User**				**Edge Trim Finish**	**Support Finish**		**Power/Data Center Finish (If Applicable)**
W With Division (Shown) **N** None	36, 42				Edge Trim Colors (for trim style 6)	**AC** Clear Anodized Foundation Mica		**B** Soft Gris **E** Ebony

SAMPLE ORDER CODE

THES M	W	30	36	33	P	VZ	9		VZ	7	VZ		E

DIMENSIONS INCHES / MM

PRICING

GROMMET/ACCESSORY STYLE

D	W	H	Grommets/None (G/N) Foundation Laminate	Grommets/None (G/N) Flintwood	Power/Data Centers (P) Foundation Laminate	Power/Data Centers (P) Flintwood	UPCHARGE FLINTWOOD BASE INFILL
1 3/16" (M)							
24 / 610	36 / 914	33 / 838	846	1390	1049	1595	552
24 / 610	42 / 1067	33 / 838	884	1520	1089	1724	552
30 / 762	36 / 914	33 / 838	980	1532	1185	1738	699
30 / 762	42 / 1067	33 / 838	1032	1676	1236	1880	699
1 9/16" (X)							
24 / 610	36 / 914	33 / 838	927	1457	1133	1661	552
24 / 610	42 / 1067	33 / 838	980	1597	1185	1803	552
30 / 762	36 / 914	33 / 838	1057	1613	1262	1816	699
30 / 762	42 / 1067	33 / 838	1120	1769	1325	1973	699

Xpress

THED
ADA Extension for Library Table – Double-Sided

This product is designed to ease access to people with reduce mobility and must be connected to the end of a Double-Sided Library Table the same depth.

WHAT'S INCLUDED
1 worksurface, 1 intermediate rectangular base, cantilevers, linking plates, grommets or power/data centers (if specified), double-sided metal cable tray, and hardware.

WHAT'S EXCLUDED
Double-Sided Library Table, Square Post Legs, Solid End Base and Rectangular Base.

NOTES
Width of ADA extension must equal depth of library table on which it is connected.

The Accessory Finish option is applicable with Grommet/Accessory Style (G) only.

When Flintwood worksurface finish is specified, only Flintwood Flat Trim (9) is available.

The 1 9/16" (X) thickness is not available in all Foundation Laminate and Edge Trim colors. Refer to the Application Guide for details.

Coordinate colors for ADA hardware are solid colors that can be used to match wood prints such as those of the worksurface.

Not all finishes are available in Xpress, Please see Xpress catalogue and/or specification software for details.

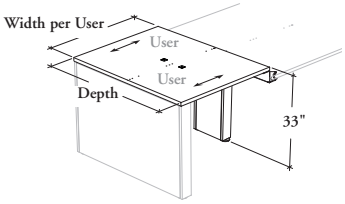

PRODUCT OPTIONS

Worksurface Thickness	Depth	Height	Grommet/ Accessory Style	Worksurface Finish	Edge Trim Style	Base Infill Finish	ADA Hardware Finish	Accessory Finish (If Applicable)
M 1 3/16" **X** 1 9/16"	48, 60	33	**G** Grommets – One per User (Shown) **P** Power/Data Centers – One per User **N** None	Foundation Laminate Flintwood	**6** Straight Trim **9** Flintwood Flat Trim	Source Laminate Flintwood	Foundation Mica Coordinate Colors	Foundation Mica Accent
Division Functionality	**Width per User**				**Edge Trim Finish**	**Support Finish**		**Power/Data Center Finish (If Applicable)**
W With Division (Shown) **N** None	36, 42				Edge Trim Colors (for trim style 6)	**AC** Clear Anodized Foundation Mica		**B** Soft Gris **E** Ebony

SAMPLE ORDER CODE

THED M	W	30	36	33	P	VZ	9		VZ	7	VZ		E

DIMENSIONS INCHES / MM

PRICING

GROMMET/ACCESSORY STYLE

D	W	H	Grommets/None (G/N) Foundation Laminate	Grommets/None (G/N) Flintwood	Power/Data Centers (P) Foundation Laminate	Power/Data Centers (P) Flintwood	UPCHARGE FLINTWOOD BASE INFILL
1 3/16" (M)							
48 / 1219	36 / 914	33 / 838	1113	1781	1319	1987	716
48 / 1219	42 / 1067	33 / 838	1185	1965	1390	2171	716
60 / 1524	36 / 914	33 / 838	1327	n/a	1532	n/a	899
60 / 1524	42 / 1067	33 / 838	1416	n/a	1621	n/a	899
1 9/16" (X)							
48 / 1219	36 / 914	33 / 838	1266	1915	1471	2120	716
48 / 1219	42 / 1067	33 / 838	1364	2121	1569	2326	716
60 / 1524	36 / 914	33 / 838	1517	n/a	1721	n/a	899
60 / 1524	42 / 1067	33 / 838	1638	n/a	1842	n/a	899

Xpress

THLBQ
Square Post Legs

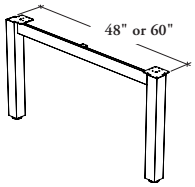

Double-Sided (D)

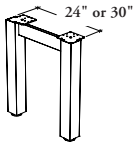

Single-Sided –
Right (R) or Left (L) Handed

Supports to be installed at both end of the Single- or Double-Sided Library Table. This product can also be specified on ADA Extension for Library Table.

WHAT'S INCLUDED
2 square post legs with levelers, 1 linking extrusion, mounting brackets, and mounting hardware.

WHAT'S EXCLUDED
Single- or Double-Sided Library Tables.

NOTES
Base height is 29" or 33" from finished floor to the top of the finished worksurface with a leveling range of 3 1/2".

Square Post Legs are handed and must be specified right or left.

Must be specified the same depth than Library Table.

PRODUCT OPTIONS

Configuration	Height	Depth	Support Finish
D Double-Sided (Shown)	29, 33 (ADA)	24, 30, 48, 60	**AC** Clear Anodized
L Single-Sided – Left Handed (Shown)			Foundation
R Single-Sided – Right Handed			Mica

SAMPLE ORDER CODE

THLBQ L	29	30	AC

DIMENSIONS INCHES / MM

PRICING

H	D	SINGLE-SIDED CONFIGURATION (L/R)	DOUBLE-SIDED (D)
29 / 737	24 / 610	561	n/a
29 / 737	30 / 762	572	n/a
29 / 737	48 / 1219	n/a	602
29 / 737	60 / 1524	n/a	622
33 / 838	24 / 610	628	n/a
33 / 838	30 / 762	638	n/a
33 / 838	48 / 1219	n/a	669
33 / 838	60 / 1524	n/a	689

Xpress

THLBG
End Gable – Solid

Supports to be installed at both end of the Single- or Double-Sided Library Table. This product can also be specified on ADA Extension for Library Table.

WHAT'S INCLUDED

Single-Sided Configuration: 1 end gable with levelers, 1 cable pass-through grommet (if specified), mounting brackets, and mounting hardware.

Double-Sided Configuration: 1 end gable with levelers, 1 cable pass-through grommet (if specified), mounting brackets, and mounting hardware.

WHAT'S EXCLUDED

Single- or Double-Sided Library Tables and Cable Pass-Through Cover.

NOTES

Base height is 29" or 33" from finished floor to the top of the finished worksurface with a leveling range of 3 1/2".

End Gable is handed and must be specified right or left.

Must be specified the same depth the Library Table.

The 1 1/2" (Q) thickness is not available in all Source Laminate colors. Refer to the Application Guide for details.

Not all finishes are available in Xpress, Please see Xpress catalogue and/or specification software for details.

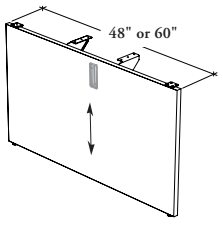

Double-Sided (D)

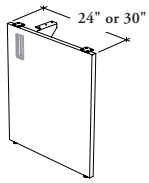

Single-Sided – Right (R) or Left (L) Handed

PRODUCT OPTIONS

Gable Thickness	Configuration	Height	Depth	Cable Pass-Through Grommet Option	Gable Finish
D 1" **Q** 1 1/2"	**D** Double-Sided (Shown) **L** Single-Sided – Left Handed (Shown) **R** Single-Sided – Right Handed	29, 33 (ADA)	24, 30, 48, 60	**W** With Cable Pass-Through Grommet (Shown) **N** None	Source Laminate Flintwood

SAMPLE ORDER CODE

THLBG Q	L	33	48	W	VZ

DIMENSIONS INCHES / MM

PRICING

H	D	SINGLE-SIDED CONFIGURATION (L/R) 1" (D) Source Laminate	Flintwood	DOUBLE-SIDED (D) Source Laminate	Flintwood
29 / 737	24 / 610	209	668	n/a	n/a
29 / 737	30 / 762	239	752	n/a	n/a
29 / 737	48 / 1219	n/a	n/a	354	1226
29 / 737	60 / 1524	n/a	n/a	414	n/a
33 / 838	24 / 610	234	726	n/a	n/a
33 / 838	30 / 762	268	884	n/a	n/a
33 / 838	48 / 1219	n/a	n/a	395	1351
33 / 838	60 / 1524	n/a	n/a	465	n/a

		1 1/2" (Q) Source Laminate	Flintwood	Source Laminate	Flintwood
29 / 737	24 / 610	256	710	n/a	n/a
29 / 737	30 / 762	297	804	n/a	n/a
29 / 737	48 / 1219	n/a	n/a	445	1311
29 / 737	60 / 1524	n/a	n/a	527	n/a
33 / 838	24 / 610	288	773	n/a	n/a
33 / 838	30 / 762	335	945	n/a	n/a
33 / 838	48 / 1219	n/a	n/a	500	1448
33 / 838	60 / 1524	n/a	n/a	594	n/a

Xpress

THLBR
Rectangular Base

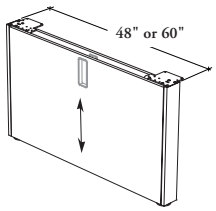

Double-Sided (D)

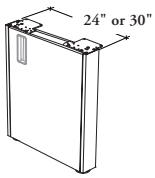

Single-Sided –
Right (R) or Left (L) Handed

Supports to be installed at both end of the Single- or Double-Sided Library Table. This product can also be specified on ADA Extension for Library Table.

WHAT'S INCLUDED
1 rectangular base with levelers, 1 or 2 cable pass-through grommets (as specified), mounting brackets, and mounting hardware.

WHAT'S EXCLUDED
Single- or Double Library Tables and Cable Pass-Through Cover.

NOTES
Base height is 29" or 33" from finished floor to the top of the finished worksurface with a leveling range of 3 1/2".

Rectangular Bases on Library Table – Single-Sided are handed and must be specified right or left.

Must be specified the same depth than the Library Table.

The inside panel comes always with a Cable Pass-Through Grommet.

Not all finishes are available in Xpress, Please see Xpress catalogue and/or specification software for details.

PRODUCT OPTIONS

Configuration	Height	Depth	External Cable Pass-Through Grommet Option	External Panel Finish	Internal Panel Finish	Support Finish
D Double-Sided (Shown) **L** Single-Sided – Left Handed (Shown) **R** Single-Sided – Right Handed	29, 33 (ADA)	24, 30, 48, 60	**N** None **W** With External Cable Pass-Through Grommet (Shown)	Source Laminate Flintwood	Source Laminate Flintwood	**AC** Clear Anodized Foundation Mica

SAMPLE ORDER CODE

THLBR L	29	24	N	XH	XH	AC

DIMENSIONS INCHES / MM		PRICING				UPCHARGE FLINTWOOD INTERNAL PANEL
		SINGLE-SIDED CONFIGURATION (L/R)		DOUBLE-SIDED (D)		
H	D	Source Laminate	Flintwood	Source Laminate	Flintwood	
29 / 737	24 / 610	624	1037	n/a	n/a	412
29 / 737	30 / 762	671	1120	n/a	n/a	449
29 / 737	48 / 1219	n/a	n/a	808	1570	762
29 / 737	60 / 1524	n/a	n/a	900	n/a	n/a
33 / 838	24 / 610	650	1100	n/a	n/a	450
33 / 838	30 / 762	726	1269	n/a	n/a	544
33 / 838	48 / 1219	n/a	n/a	881	1711	830
33 / 838	60 / 1524	n/a	n/a	982	n/a	n/a

carrels & screens

carrels & screens

PRODUCT MAP 208

CARREL DIVIDER & ADA CARREL DIVIDER BASICS 210

CARREL SUPPORTING END SCREEN BASICS 216

CARREL END SCREEN BASICS 218

ADD-ON SCREEN & ADD-ON FRAMED SCREEN BASICS 220

RETROFIT COVER FOR LIBRARY TABLE WITH DIVIDERS BASICS . . .222

PRODUCT LISTING 223

product map

T H S E E Carrel Supporting End Screen – Solid

Page 223
Datum Height: 42" or 51" / Depth: 24" – 30"

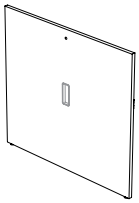

T H S E G Carrel End Screen – Glass

Page 224
Datum Height: 42" or 51" / Depth: 24" – 30"

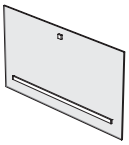

T H S E S Carrel End Screen – Solid

Page 225
Datum Height: 42" or 51" / Depth: 24" – 30"

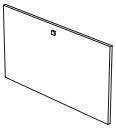

T H S C S Carrel Dividers – Single-Sided

Page 226
Datum Height: 42" or 51" / Depth: 24" or 30" /
Width per User: 30" – 42"

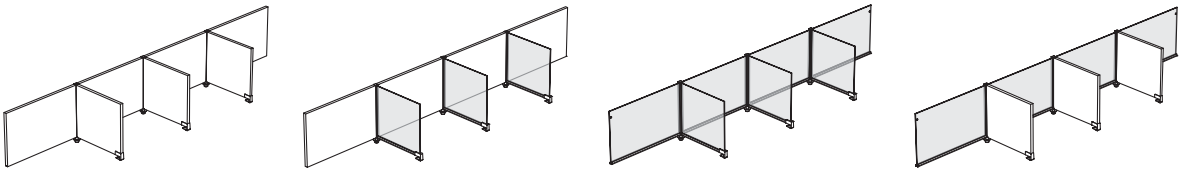

T H S D S ADA Carrel Dividers – Single-Sided

Page 240
Datum Height: 42" or 51" / Depth: 24" or 30" /
Width per User: 36" or 42"

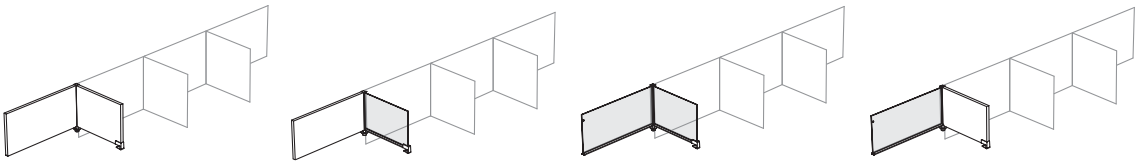

T H S C D Carrel Dividers – Double-Sided

Page 242
Datum Height: 42" or 51" / Depth: 48" or 60" /
Width per User: 30" – 42"

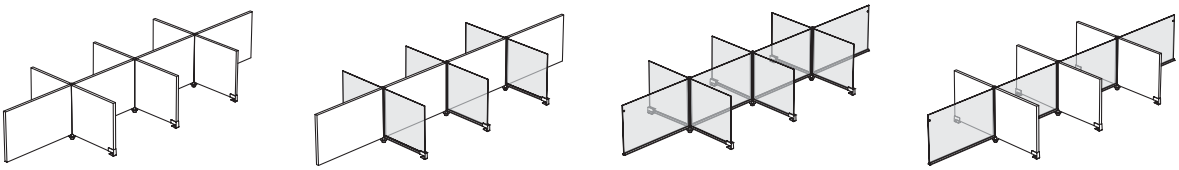

product map (continued)

T H S D D ADA Carrel Dividers – Double-Sided

Page 256
Datum Height: 42" or 51" / Depth: 48" or 60" /
Width per User: 36" or 42"

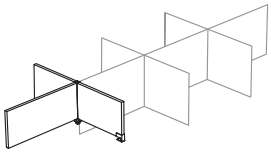
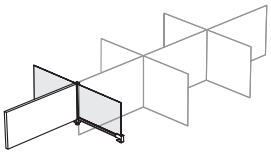
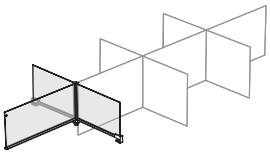
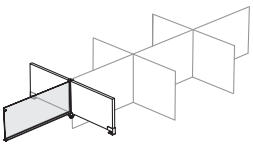

T H S A G Add-On Screen – Glass

Page 258
Height: 9"or 13" / Width: 30" – 84"

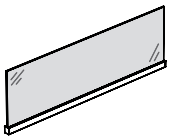

T H S A S Add-On Screen – Solid

Page 259
Height: 9"or 13" / Width: 30" – 84"

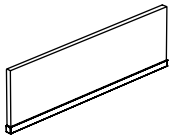

T H S F G Add-On Framed Screen – Glass

Page 260
Height: 9"or 13" / Width: 30" – 84"

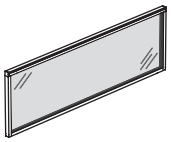

T H S F F Add-On Framed Screen – Fabric

Page 261
Height: 9"or 13" / Width: 30" – 84"

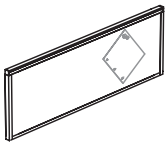

T H S R C Retrofit Cover for Library Table with Dividers

Page 262
Width per User: 30" – 42"

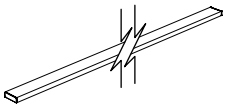

carrel divider & ADA carrel divider basics

Carrel or ADA Carrel Dividers help for space division and mount along worksurface run.

- Must be installed on Library Table or ADA Extension with the same dimension and configuration
- Library Table must be specified with **Division Functionality**
- A Carrel End Screen or a Carrel Supporting End Screen is required at each end
- Grommet and Power/Data Center shared per two users are not compatible with Carrel Dividers
- All dimensions are actual

Solid (SS) | **Solid with Glass Return (SG)** | **Glass (GG)** | **Glass with Solid Return (GS)**

Carrel Dividers

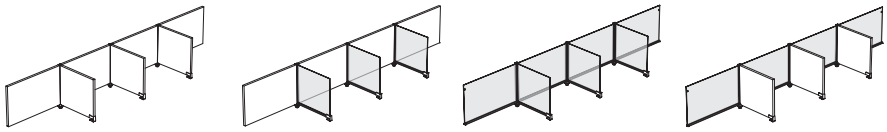

Single-Sided (THSCS)

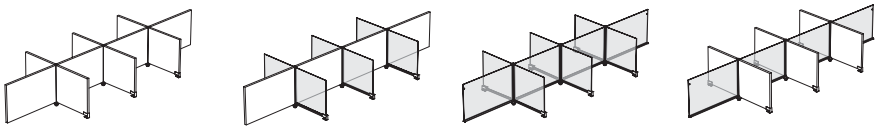

Double-Sided (THSCD)

ADA Carrel Dividers

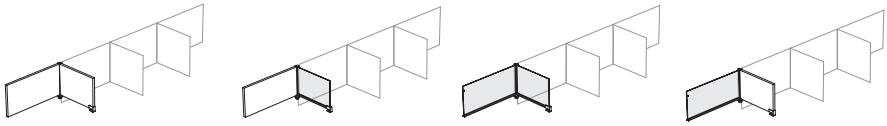

Single-Sided (THSDS)

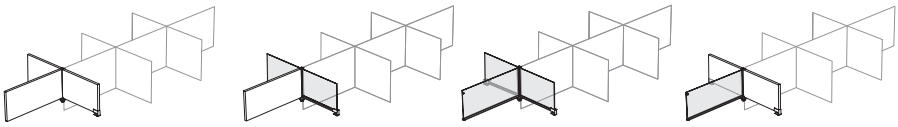

Double-Sided (THSDD)

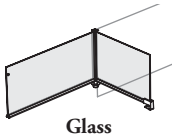

Glass

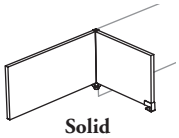

Solid

- Dividers are available in Glass or Solid, or mixed to create different level of light:
  - Solid (SS)
  - Solid with Glass Return (SG)
  - Glass (GG)
  - Glass with Solid Return (GS)
- Available in depth 24" or 30" for Single-Sided application and 48" or 60" for Double-Sided application
- Must be specified with the same depth and width as the worksurface on which is mounted
- Worksurface Thicknesses 1 3/16 (M) or 1 9/16 (X) must be specified
- Two corner details are available:

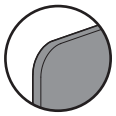

Radius (R)

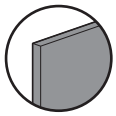

Standard (S)

carrel divider & ADA carrel divider basics (continued)

carrel & ADA carrel anatomy

The Carrel or ADA Carrel Dividers comes with its installation hardware

- The back dividers mount into pre-drilled holes of Library Table or ADA Extension specified with Division Functionnality. They are also supported by central columns and Carrel End Screens
- Back Dividers at each ends are specific to these positions
- Lateral Dividers are supported by central columns and are held in place by a worksurface connector
- Both back and lateral dividers feature a bottom screen extrusion, but only the back style is attached onto the worksurface
- Carrel Dividers are not compatible with Grommet or Power/Data Center shared per two users
- A Carrel End Screen is required to closed at each end

Single-Sided Application

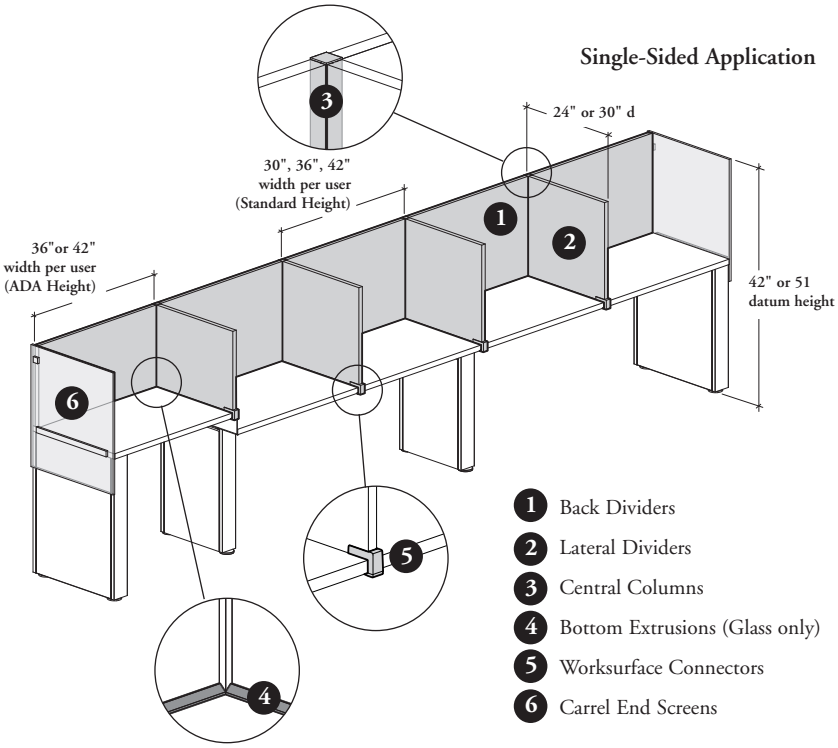

1. Back Dividers
2. Lateral Dividers
3. Central Columns
4. Bottom Extrusions (Glass only)
5. Worksurface Connectors
6. Carrel End Screens

Double-Sided Application

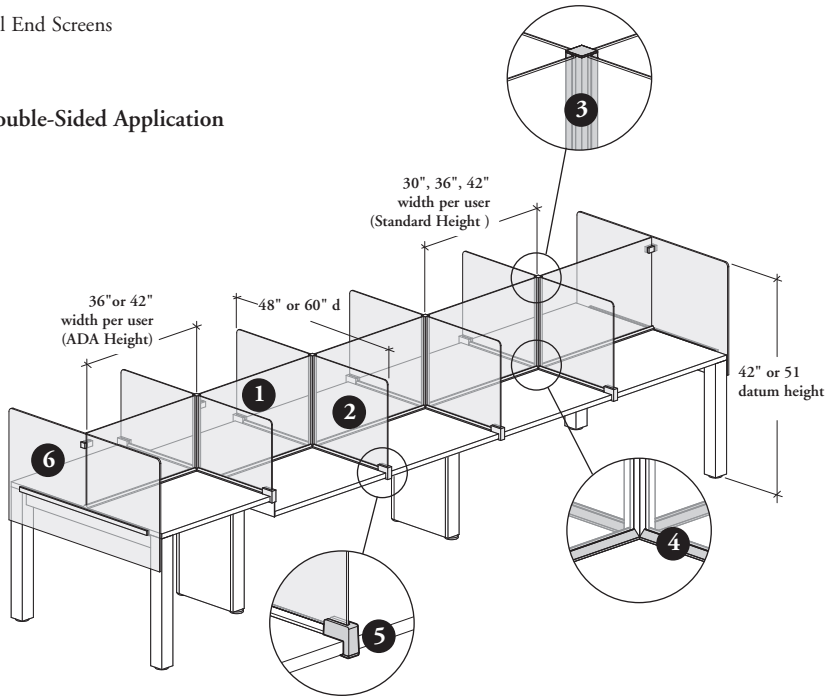

carrel divider & ADA carrel divider basics (continued)

datum lines

- 42" height provides partial privacy while 51" height provides seated privacy
- Can be specified on Standard or ADA height application and should have the same finish height when used together

42" height

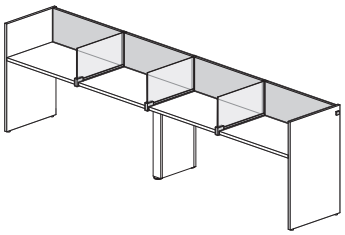

51" height

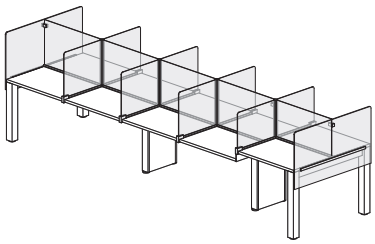

29" Standard Height Application

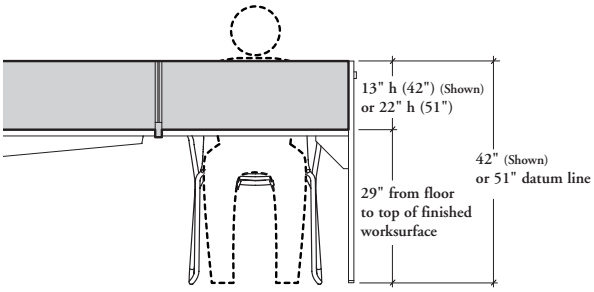

33" ADA Height Application

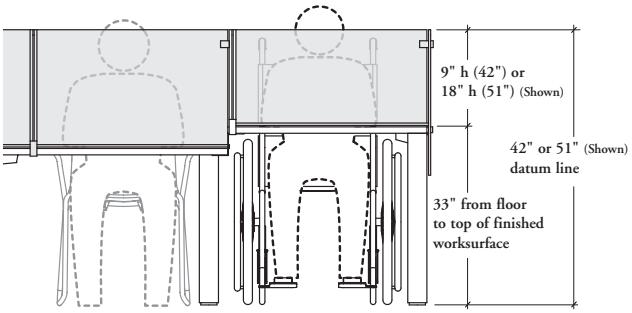

typical applications

- Carrel configurations are based on the user quantity and width per user. For details, see the Carrel & ADA Divider Chart on the other page
- **Cannot** be used off-module
- Carrel or ADA Carrel Dividers must always be closed at both ends by Carrel Supporting End Screens (THSEE) or Carrel End Screens (THSEG, THSES)
- Can be used in single or double-sided applications

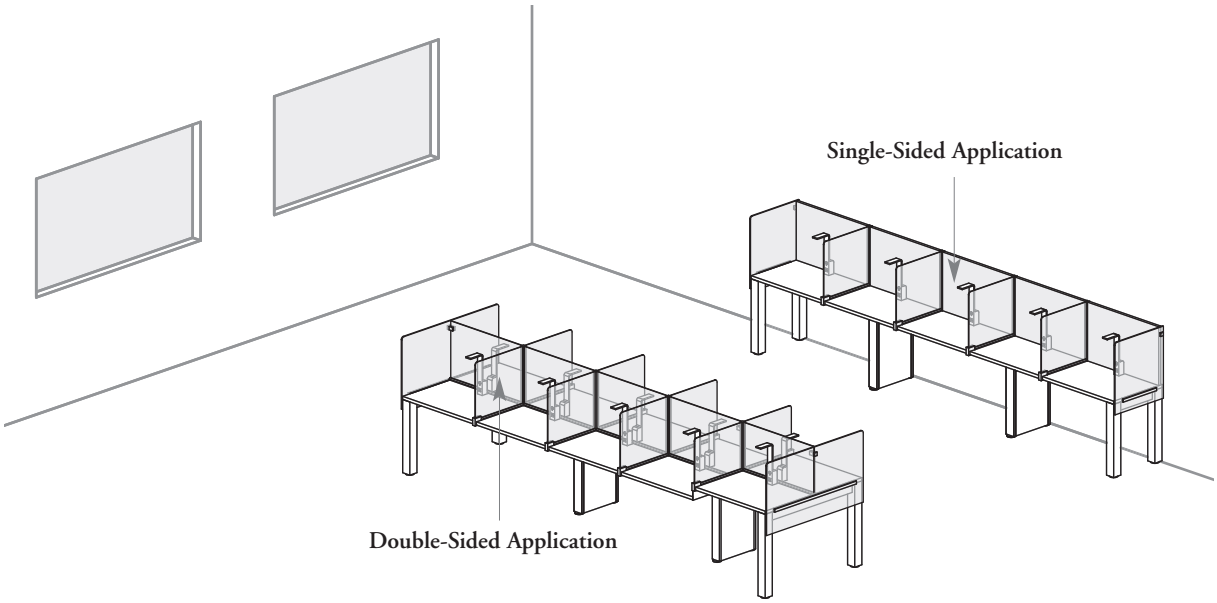

carrel divider & ADA carrel divider basics (continued)

carrel & ADA divider chart

The following chart highlights quantity of dividers in all configurations

CARREL DIVIDER – SINGLE-SIDED

CARREL DIVIDER – DOUBLE-SIDED

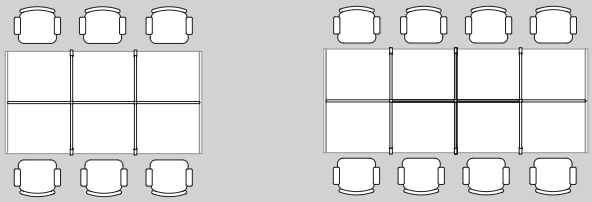

Depth	Total Length	User	Back Screen	Lateral Screen	Depth	Total Length	User	Back Screen	Lateral Screen
30" WIDTH PER USER									
24" or 30"	60"	2	2	1	48" or 60"	60"	4	2	2
24" or 30"	90"	3	3	2	48" or 60"	90"	6	3	4
24" or 30"	120"	4	4	3	48" or 60"	120"	8	4	6
24" or 30"	150"	5	5	4	48" or 60"	150"	10	5	8
24" or 30"	180"	6	6	5	48" or 60"	180"	12	6	10
24" or 30"	210"	7	7	6	48" or 60"	210"	14	7	12
24" or 30"	240"	8	8	7	48" or 60"	240"	16	8	14
24" or 30"	270"	9	9	8	48" or 60"	270"	18	9	16
24" or 30"	300"	10	10	9	48" or 60"	300"	20	10	18
24" or 30"	330"	11	11	10	48" or 60"	330"	22	11	20
36" WIDTH PER USER									
24" or 30"	72"	2	2	1	48" or 60"	72"	4	2	2
24" or 30"	108"	3	3	2	48" or 60"	108"	6	3	4
24" or 30"	144"	4	4	3	48" or 60"	144"	8	4	6
24" or 30"	180"	5	5	4	48" or 60"	180"	10	5	8
24" or 30"	216"	6	6	5	48" or 60"	216"	12	6	10
24" or 30"	252"	7	7	6	48" or 60"	252"	14	7	12
24" or 30"	288"	8	8	7	48" or 60"	288"	16	8	14
24" or 30"	324"	9	9	8	48" or 60"	324"	18	9	16
42" WIDTH PER USER									
24" or 30"	84"	2	2	1	48" or 60"	84"	4	2	2
24" or 30"	126"	3	3	2	48" or 60"	126"	6	3	4
24" or 30"	168"	4	4	3	48" or 60"	168"	8	4	6
24" or 30"	210"	5	5	4	48" or 60"	210"	10	5	8
24" or 30"	252"	6	6	5	48" or 60"	252"	12	6	10
24" or 30"	294"	7	7	6	48" or 60"	294"	14	7	12
24" or 30"	336"	8	8	7	48" or 60"	336"	16	8	14

ADA CARREL DIVIDER – SINGLE-SIDED

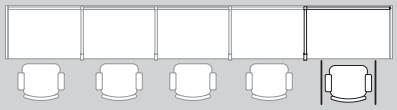

ADA CARREL DIVIDER – DOUBLE-SIDED

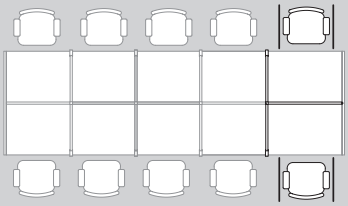

Depth	Total Length	User	Back Screen	Lateral Screen	Depth	Total Length	User	Back Screen	Lateral Screen
36" WIDTH PER USER									
24" or 30"	72"	1	1	1	48" or 60"	72"	2	1	2
42" WIDTH PER USER									
24" or 30"	84"	1	1	1	48" or 60"	84"	2	1	2

carrel divider & ADA carrel divider basics (continued)

laminate surface grain/pattern direction

- Grain direction is an important factor when planning carrel configuration, if a different grain direction is required, please contact your Teknion Customer Service Representative
- The pattern/grain direction of Laminate are **not** "centered"

Carrel Divider – Single-Sided (THSCS)

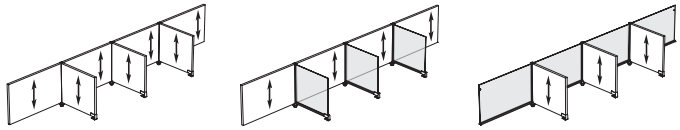

Solid (SS) | **Solid with Glass Return (SG)** | **Glass with Solid Return (GS)**

Carrel Divider – Double-Sided (THSCD)

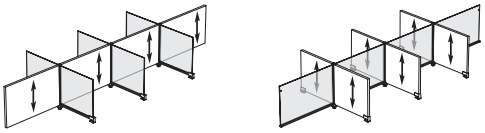

Solid with Glass Return (SG) | **Glass with Solid Return (GS)**

ADA Carrel Divider – Single-Sided (THSDS)

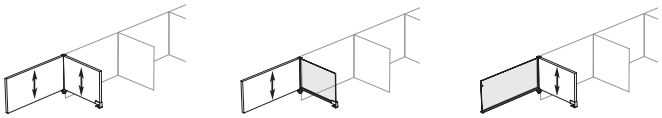

Solid (SS) | **Solid with Glass Return (SG)** | **Glass with Solid Return (GS)**

ADA Carrel Divider – Double-Sided (THSDD)

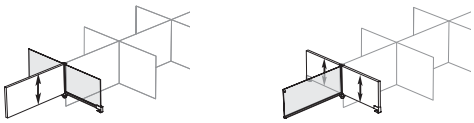

Solid with Glass Return (SG) | **Glass with Solid Return (GS)**

Solid Carrel Divider – Double-Sided (SS)

Solid ADA Carrel Divider – Double-Sided (SS)

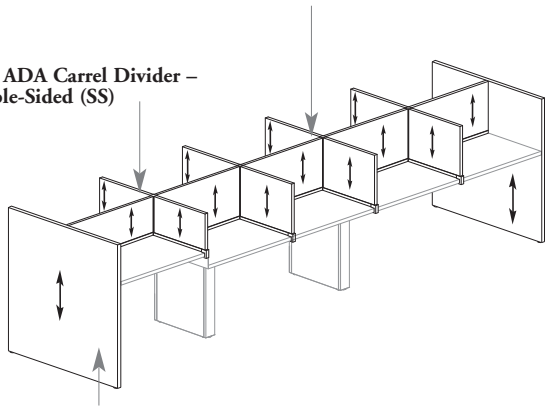

Carrel Supporting End Screen – Solid (THSEE)
or
Carrel End Screen – Solid (THSES)

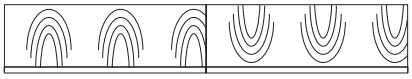

Laminate = **= Grain Direction =** 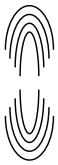

flintwood grain/pattern direction

- Grain/patterns are **not** "centered"
- Applies to Flintwood (Standard and Cathedral)

Grain direction will appear in the same direction, from bottom to top

Front View

Grain Direction **Grain Direction**

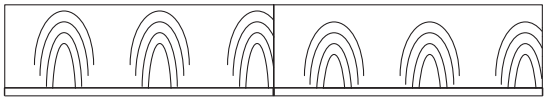

Grain Direction **Grain Direction**

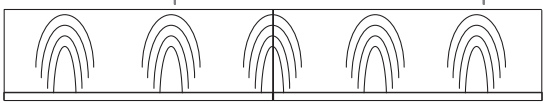

 = Grain Direction =

For finishes; see page 35

carrel supporting end screen basics

This screen is an ideal solution for higher privacy in corridor application when planning with Carrel Dividers. In addition, it is an economical alternative to specifying a support and a Carrel End Screen.

- Used to attach Carrel or ADA Carrel Dividers and provides end support on a Single-Sided or Double-Sided Library Table
- Used in lateral connection and must be mounted on-module only. It **cannot** exceed the table depth
- All dimensions listed are nominal

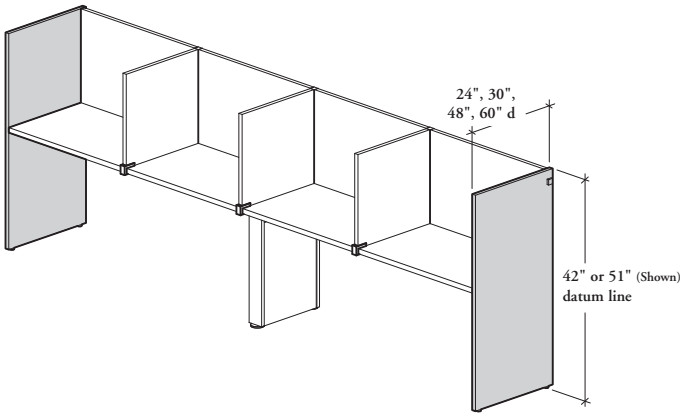

- Available in depth 24" or 30" for Single-Sided Library Table and 48" or 60" for Double-Sided Library Table
- Must be specified the same depth as the worksurface
- Worksurface thickness must be specified to match finish height of Dividers and ensure compatibility of hardware
- This solid screen is 1" thick
- Three configurations are available:
  - Single-Sided – Left Handed (L) (Shown)
  - Single-Sided – Right Handed (R) (Shown)
  - Double-Sided (D)
- Two corner details are available:

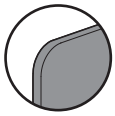

Radius (R)

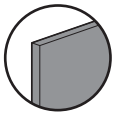

Standard (S)

datum lines

- Can be specified for on Standard or ADA height application
- 42" height provides partial privacy while 51" height provides seated privacy

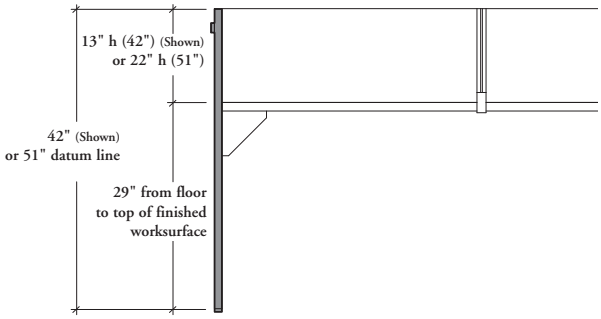

29" Standard Height Application

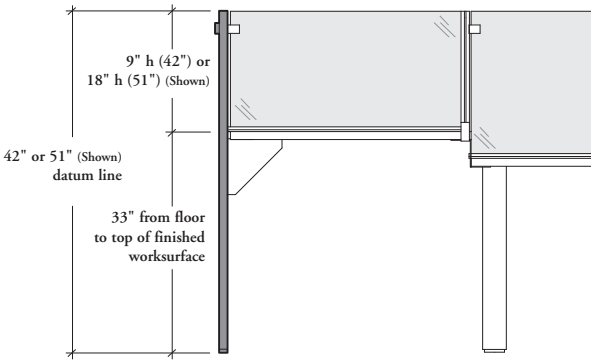

33" ADA Height Application

carrel supporting end screen basics (continued)

typical applications

- Can be used on Single- or Double-Sided Library Tables (THLS, THLD), and Single- or Double-Sided ADA Extension for Library Tables (THES, THED) only
- Must always be attached to a Carrel Divider and underneath the worksurface
- A gap will be created when connected to a glass dividers

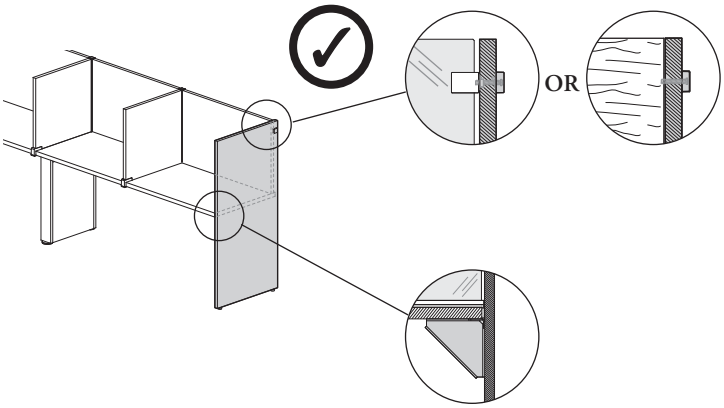

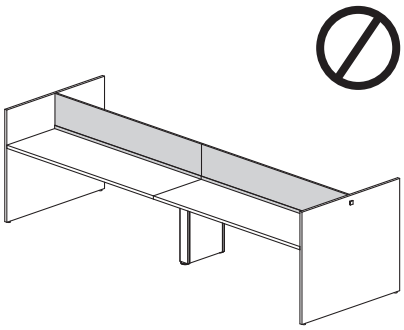

Is not designed to be installed in combination with Add-On or Add-On Framed Screens (THSAG, THSAS, THSFG, THSFF)

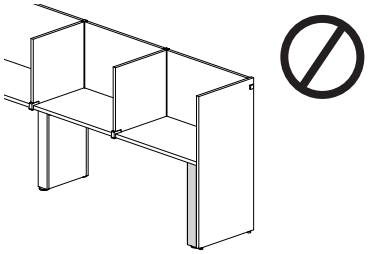

Cannot be installed in combination with another end support

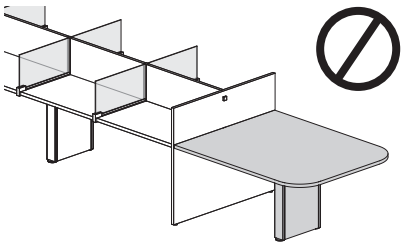

A Peninsula Worksurface for Library Table (THLW) **cannot** be installed at the end of a Library Table with Carrel Supporting End Screens

cable pass-through positions

- This supporting screen can be specified with factory-made cable pass-through cut-outs
- Are available in vertical position only
- Cable Pass-Through Covers (THETC) can be specified separately

End Pass-Through position
24" or 30" depth (single-sided configuration)

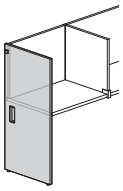

29" high

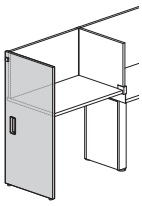

33" high

Center Pass-Through position
48" or 60" depth (double-sided configuration)

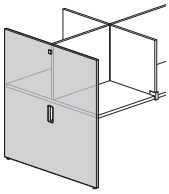

29" high

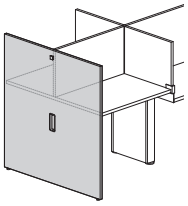

33" high

For grain direction details; see page 214
For finishes; see page 35

carrel end screens basics

These screens are an ideal solution for higher privacy in corridor application when planning with Carrel Dividers.

- Used to attach Carrel or ADA Carrel Dividers on a Single-Sided or Double-Sided Library Table
- Used in lateral connection and must be mounted on-module only. It **cannot** exceed the table depth
- All dimensions listed are nominal

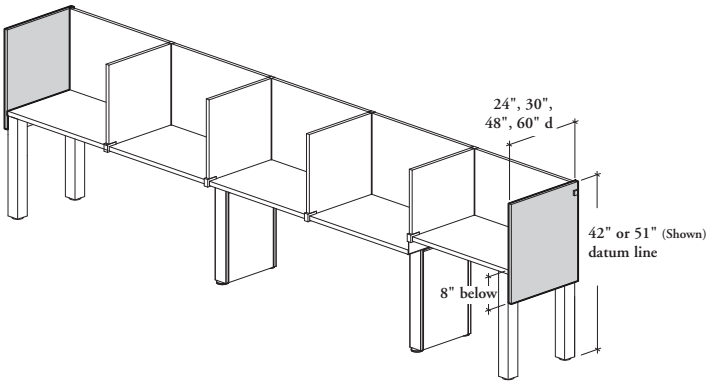

Carrel End Screens

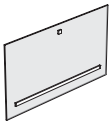

Glass (THSEG)

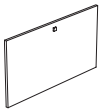

Solid (THSES)

- Available in Glass or Solid to create different level of light
- Available in depth 24" or 30" for Single-Sided Library Table and 48" or 60" for Double-Sided Library Table
- Must be specified the same depth as the worksurface
- Worksurface thickness must be specified to match finish height of Dividers and ensure compatibility of hardware
- ADA mounting option features the same panel dimensions but hardware is designed for ADA Extension for Library Table
- Three configurations are available:
  - Single-Sided – Left Handed (L)
  - Single-Sided – Right Handed (R)
  - Double-Sided (D)
- Two corner details are available to fit with the Carrel Divider:

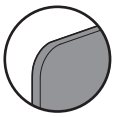

Radius (R)

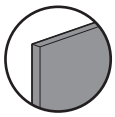

Standard (S)

datum lines

- Can be specified for on Standard or ADA height application
- 42" height provides partial privacy while 51" height provides seated privacy

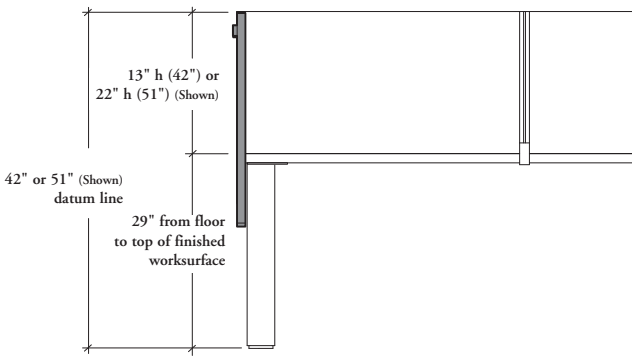

Standard Height Application

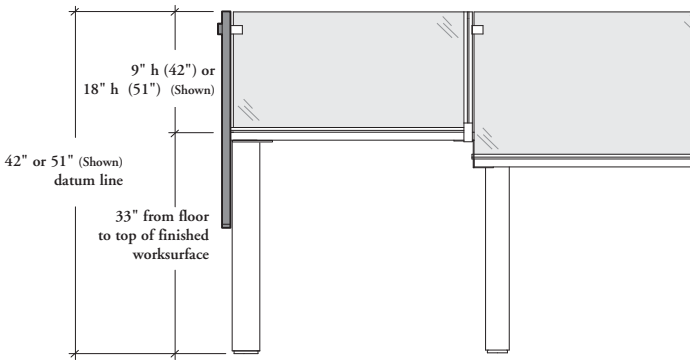

ADA Height Application

carrel end screen basics (continued)

typical applications

- Can be used on Single- or Double-Sided Library Tables (THLS, THLD), and Single- or Double-Sided ADA Extension for Library Tables (THES, THED) only
- Must be attached to a Carrel Dividers

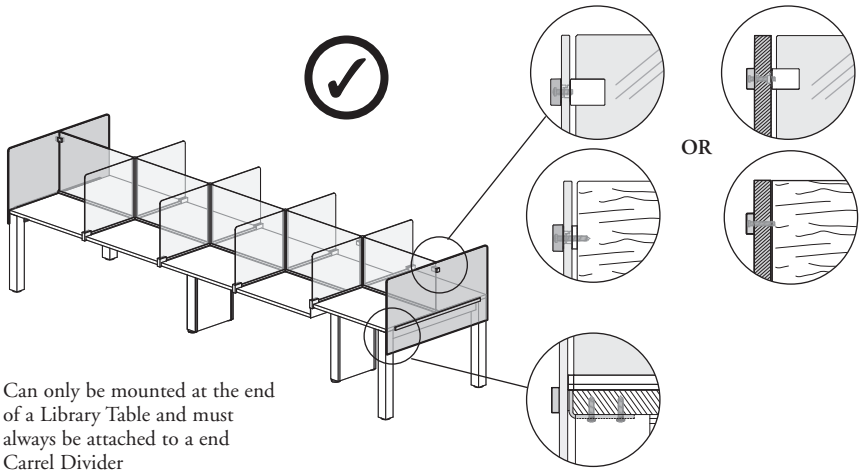

Can only be mounted at the end of a Library Table and must always be attached to a end Carrel Divider

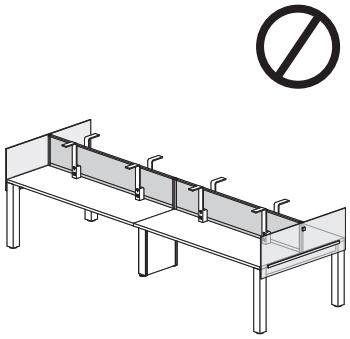

Is not designed to be installed in combination with Add-On or Add-On Framed Screens (THSAG, THSAS, THSFG, THSFF)

Carrel End Screens Compatibility Chart

Support / Screen			
	✓	⊘	✓*
	✓	⊘	⊘

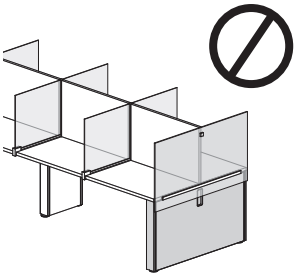

* • Glass Carrel End Screen **cannot** be installed in combination with Rectangular Base with Cable Pass-Through (THLBR).

• Glass Carrel End Screen **cannot** be installed in combination with End Gable (THLBG)

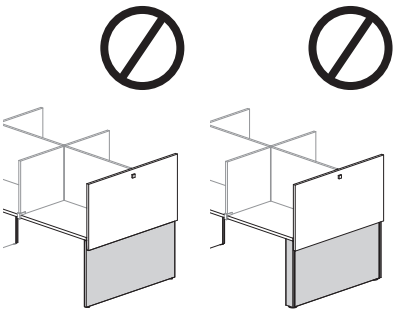

Carrel End Screens – Solid **cannot** be installed in combination with End Gable (THLBG) or Rectangular Base (THLBR)

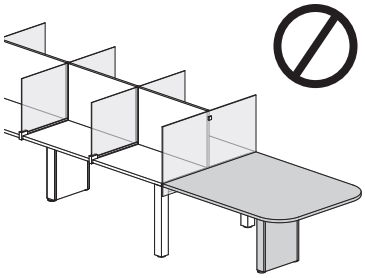

A Peninsula Worksurface for Library Table (THLW) **cannot** be installed at the end of a Library Table with Carrel End Screen

For grain direction details; see page 214

For finishes; see page 35

add-on screen & add-on framed screen basics

These screens are an ideal solution for space division in "benching" applications with various numbers of users.

- The following screens can only be used to sit on the top of the Single-Sided or Double-Sided worksurface of the Library Table
- All Add-On Screen and Add-on Framed Screen must be ordered on-module on each worksurface of the Library Table
- All dimensions listed are actual

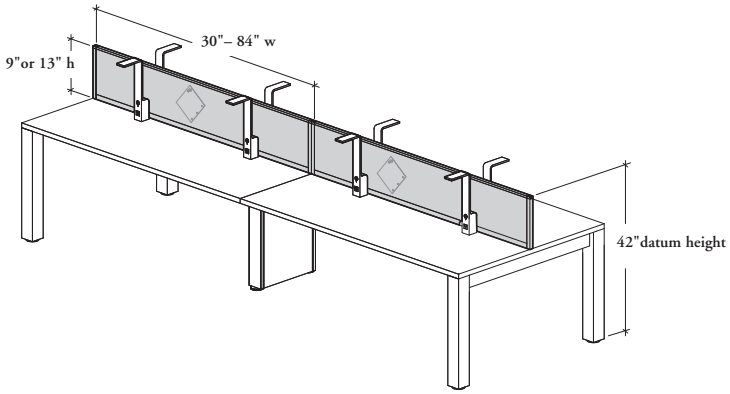

- Must be specified according to worksurface width
- Screen width must be on-module for one or two users and should follow worksurface sections
- Alignment clips are provided with Add-On Framed Screens
- Shipped knocked-down

Add-On Screens

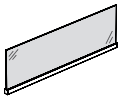

Glass (THSAG)
Provides translucent space division

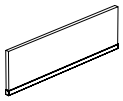

Solid (THSAS)
The solid screen is 11/16" thick

Add-On Framed Screens

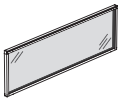

Glass (THSFG)
Provides translucent space division

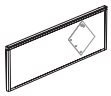

Fabric (THSFF)
- Two-sided with the same fabric
- Tackable on both sides

height match 42" datum line

Can be specified on Standard or ADA height application

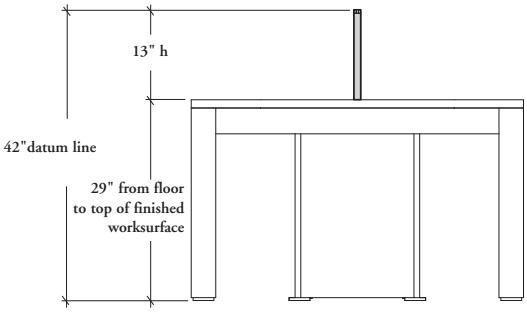

Standard Height Application

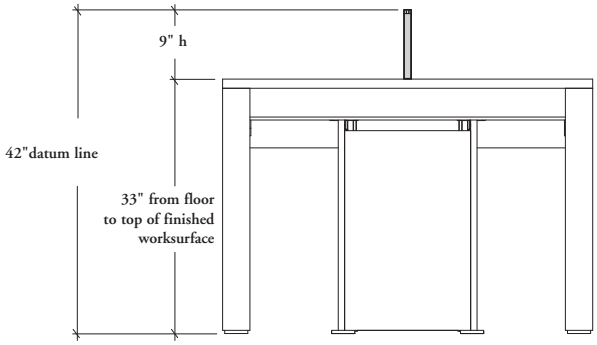

ADA Height Application

add-on screens & add-on framed screen basics (continued)

typical applications

- Can be used on Library Tables (THLS, THLD) and ADA Extension for Library Tables (THES, THED) only
- The **Division Functionality** must be specified on Library Table to allow the installation of these screens
- Can only be used along the table width

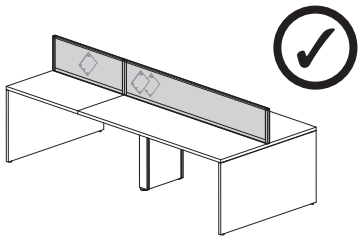

Must be installed on-module according to individual worksurface width

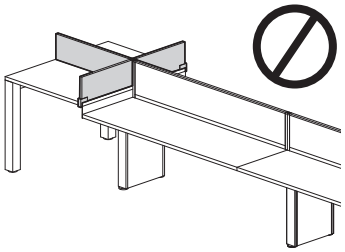

- Back division screens **cannot** be used with Carrel Dividers
- When Add-On Screens are specified, the Solid Carrel Supporting End Screen (THSEE) or Carrel End Screens (THSES, THSEG) **cannot** be installed on the end of the Library Table

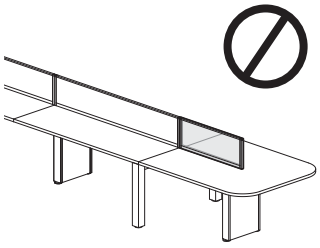

Cannot be specified on Peninsula Worksurface for Libary Table (THLW)

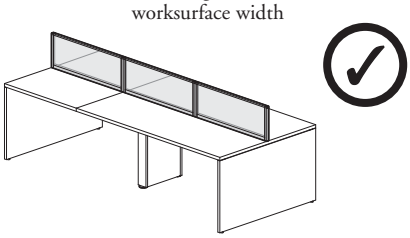

Can also be specified according to individual user width

laminate grain/pattern direction

- Grain/patterns are **not** "centered"
- Solid screens come in horizontal grain direction only

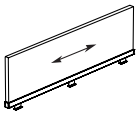

Add-On Screen – Solid (THSAS)

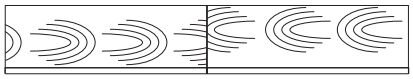

Laminate = **= Grain Direction =** 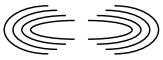

flintwood grain/pattern direction

- Grain/patterns are **not** "centered"
- Applies to Foundation Laminate (wood grain patterns) and Flintwood (Standard and Cathedral)

- Grain direction will appear in the same direction, from side to side
- For Cathedral Flintwoods the grain will run from left to right

Front View

Grain Direction → **Grain Direction** →

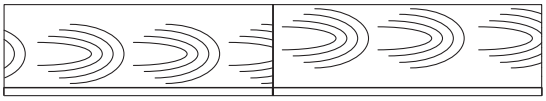

Grain Direction → **Grain Direction** →

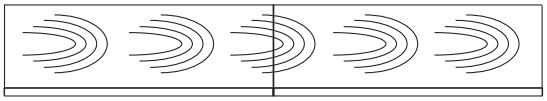

→ **= Grain Direction =**

For finishes; see page 35

retrofit cover for library table with dividers basics

- The following cover can be used to sit on the top of the Single-Sided (back position) or Double-Sided worksurface (central position)
- The **Division Functionality** must be specified on the Library Tables to allow the installation of this cover
- All dimensions listed are actual

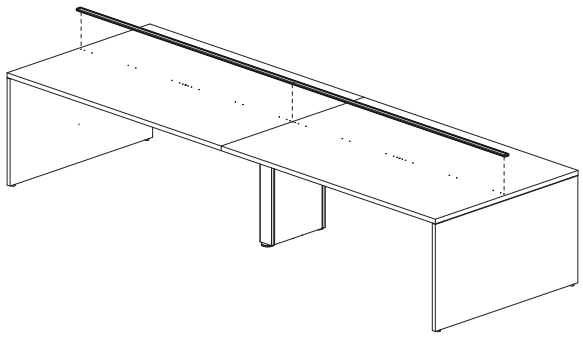

- Allows to hide holes on the worksurface when screens are removed
- Must be specified the same width as the worksurface based on the number of users and width per user
- Comes in sections as per worksurfaces
- Four configurations are available:
  - Single-Sided Library Table Application (SS)
  - Double-Sided Library Table Application (DS)
  - Single-Sided ADA Extension Application (SA)
  - Double-Sided ADA Extension Application (DA)
- Are available in Foundation or Mica colors

Library Table Applications

Example for 5 users:

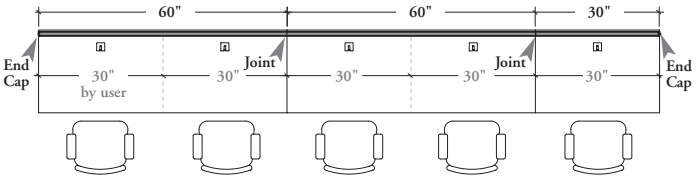

Single-Sided Library Table Application (SS)

Example for 10 users:

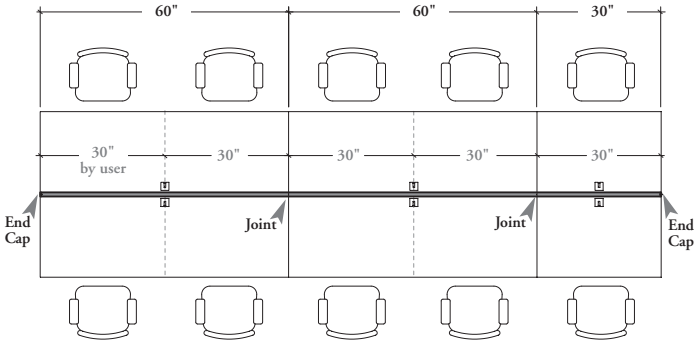

Double-Sided Library Table Application (DS)

ADA Extension for Library Table Applications

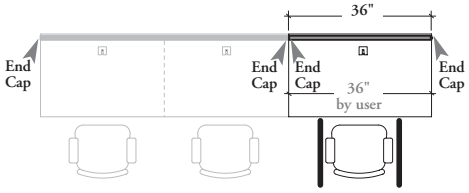

Single-Sided ADA Extension Application (SA)

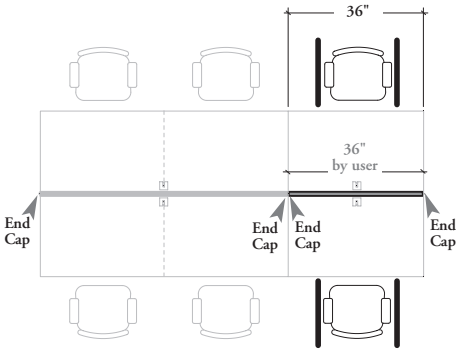

Double-Sided ADA Extension Application (DA)

Xpress

THSEE
Carrel Supporting End Screen – Solid

This screen attaches at the side of a Library Table or ADA Extension for Library Table (Single- or Double-Sided) and must be used with Carrel Divider.

WHAT'S INCLUDED
1 carrel supporting edge screen with levelers, 1 (left or right) or 2 (double-sided) cable pass-through (as specified), and mounting hardware.

WHAT'S EXCLUDED
Cable Pass-Through Cover, Carrel Dividers, and ADA Carrel Dividers.

NOTES
The solid panel is 1" thick.

Coordinate colors for hardware are solid colors that can be used to match wood prints such as those of the screen.

Not all finishes and corner details are available in Xpress, Please see Xpress catalogue and/or specification software for details.

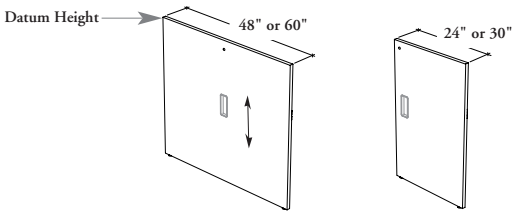

Double-Sided (D) | Single-Sided – Right (R) or Left (L) Handed

PRODUCT OPTIONS

Worksurface Thickness	Mounting Option	Configuration	Datum Height	Depth	Corner Detail	Cable Pass-Through Grommet	Back Division Carrel Option	Screen Finish	Hardware Finish
M 1 3/16" **X** 1 9/16"	**A** ADA (33" height) **S** Standard (29" height)	**D** Double Sided (Shown) **L** Single-Sided – Left Handed (Shown) **R** Single-Sided – Right Handed	42, 51	24, 30, 48, 60	**R** Radius **S** Standard (Shown)	**W** With Cable Pass-Through Grommet (Shown) **N** None	**G** Glass **S** Solid	Source Laminate Flintwood	Foundation Mica Coordinate Colors

SAMPLE ORDER CODE

THSEE M	A	D	51	60	S	W	S	XM	7

DIMENSIONS INCHES / MM

PRICING

H	D	SINGLE-SIDED CONFIGURATION (L/R)				DOUBLE-SIDED (D)			
		BACK DIVISION CARREL (G or S)/SCREEN FINISH							
		Solid (S)/ Source Laminate	Solid (S)/ Flintwood	Glass (G)/ Source Laminate	Glass (G)/ Flintwood	Solid (S)/ Source Laminate	Solid (S)/ Flintwood	Glass (G)/ Source Laminate	Glass (G)/ Flintwood
42 / 1067	24 / 610	282	951	345	1014	n/a	n/a	n/a	n/a
42 / 1067	30 / 762	327	1119	398	1190	n/a	n/a	n/a	n/a
42 / 1067	48 / 1219	n/a	n/a	n/a	n/a	487	1528	580	1620
42 / 1067	60 / 1524	n/a	n/a	n/a	n/a	578	n/a	684	n/a
51 / 1295	24 / 610	322	1107	385	1171	n/a	n/a	n/a	n/a
51 / 1295	30 / 762	377	1328	448	1399	n/a	n/a	n/a	n/a
51 / 1295	48 / 1219	n/a	n/a	n/a	n/a	564	1683	656	1775
51 / 1295	60 / 1524	n/a	n/a	n/a	n/a	673	n/a	779	n/a

THSEG
Carrel End Screen – Glass

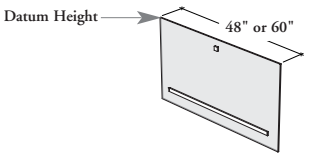

Double-Sided (D)

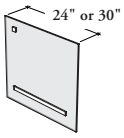

Single-Sided – Right (R) or Left (L) Handed

This screen attaches at the end of a Library Table or ADA Extension for Library Table (Single- or Double-Sided) and must be used with Carrel Dividers to provide space division.

WHAT'S INCLUDED
1 glass screen and attachment brackets.

WHAT'S EXCLUDED
Carrel Dividers and ADA Carrel Dividers.

NOTES
Frosted (FT) is a 3/8" (10 mm) single-sided etched tempered glass which is facing inward of the workstation.

Worksurface thickness and mounting options are important to determine compatiblity with Library Tables and Carrel Dividers.

PRODUCT OPTIONS

Worksurface Thickness	Mounting Option	Configuration	Datum Height	Depth	Corner Detail	Glass Finish	Hardware Finish
M 1 3/16" **X** 1 9/16"	**A** ADA (33" height) **S** Standard (29" height)	**D** Double-Sided (Shown) **L** Single-Sided – Left Handed (Shown) **R** Single-Sided – Right Handed	**42** (ADA – 9" high or Standard – 13" high) **51** (ADA – 18" high or Standard – 22" high)	24, 30, 48, 60	**R** Radius **S** Standard (Shown)	**FT** Frosted	Foundation Mica

SAMPLE ORDER CODE

THSEG X	S	R	42	30	S	FT	7

DIMENSIONS INCHES / MM

PRICING

H	D	SINGLE-SIDED CONFIGURATION (L/R) Standard Corner (S)	SINGLE-SIDED CONFIGURATION (L/R) Radius Corner (R)	DOUBLE-SIDED (D) Standard Corner (S)	DOUBLE-SIDED (D) Radius Corner (R)
42 / 1067	24 / 610	786	867	n/a	n/a
42 / 1067	30 / 762	886	970	n/a	n/a
42 / 1067	48 / 1219	n/a	n/a	1234	1399
42 / 1067	60 / 1524	n/a	n/a	1498	1663
51 / 1295	24 / 610	1010	1094	n/a	n/a
51 / 1295	30 / 762	1153	1236	n/a	n/a
51 / 1295	48 / 1219	n/a	n/a	1654	1818
51 / 1295	60 / 1524	n/a	n/a	2037	2202

Xpress

THSES
Carrel End Screen – Solid

This screen attaches at the end of a Library Table or ADA Extension for Library Table (Single- or Double-Sided) and must be used with Carrel Dividers to provide space division.

WHAT'S INCLUDED
1 solid screen and attachment brackets.

WHAT'S EXCLUDED
Carrel Dividers and ADA Carrel Dividers.

NOTES
The solid panel is 1" thick.

Worksurface thickness and mounting options are important to determine compatiblity with Library Tables and Carrel Dividers.

Not all finishes and corner details are available in Xpress, Please see Xpress catalogue and/or specification software for details.

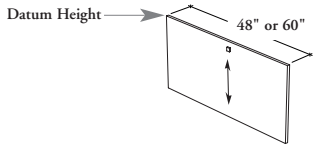

Double-Sided (D)

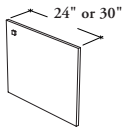

Single-Sided – Right (R) or Left (L) Handed

PRODUCT OPTIONS

Worksurface Thickness	Mounting Option	Configuration	Datum Height	Depth	Corner Detail	Screen Finish	Hardware Finish
M 1 3/16" **X** 1 9/16"	**A** ADA (33" height) **S** Standard (29" height)	**D** Double-Sided (Shown) **L** Single-Sided – Left Handed (Shown) **R** Single-Sided – Right Handed	**42** (ADA – 9" high or Standard – 13" high) **51** (ADA – 18" high or Standard – 22" high)	24, 30, 48, 60	**R** Radius **S** Standard (Shown)	Source Laminate Flintwood	Foundation Mica

SAMPLE ORDER CODE

THSES M	A	R	51	30	R	XS	Q

DIMENSIONS INCHES / MM

PRICING

H	D	SINGLE-SIDED CONFIGURATION (L/R) Source Laminate	SINGLE-SIDED CONFIGURATION (L/R) Flintwood	DOUBLE-SIDED (D) Source Laminate	DOUBLE-SIDED (D) Flintwood
42 / 1067	24 / 610	243	673	n/a	n/a
42 / 1067	30 / 762	264	721	n/a	n/a
42 / 1067	48 / 1219	n/a	n/a	326	1016
42 / 1067	60 / 1524	n/a	n/a	369	n/a
51 / 1295	24 / 610	277	797	n/a	n/a
51 / 1295	30 / 762	306	885	n/a	n/a
51 / 1295	48 / 1219	n/a	n/a	390	1349
51 / 1295	60 / 1524	n/a	n/a	447	n/a

Xpress

THSCS
Carrel Dividers – Single-Sided

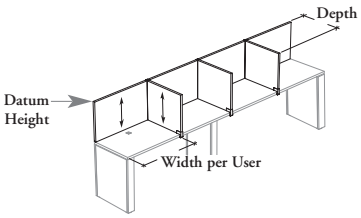

Solid Dividers (SS)

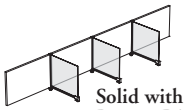

Solid with Glass Return Dividers (SG)

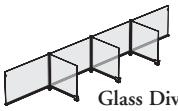

Glass Dividers (GG)

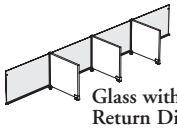

Glass with Solid Return Dividers (GS)

Carrel Dividers provide space division to Library Tables.

WHAT'S INCLUDED
glass and/or solid screens pieces, columns, extrusions (for glass screen), worksurface connectors, and mounting hardware.

WHAT'S EXCLUDED
Single-Sided Library Tables, Solid Supporting End Screen, and End Screens.

NOTES
The solid panels are 1" thick. The glass is 1/4" (6 mm) thick tempered glass and is available in Satin (FB) finish only.

All screens must always be specified with the same datum line.

Carrel Dividers must be specified the same user quantity and width per user of Library Table.

Not all corner details and division finishes are available in Xpress, Please see Xpress catalogue and/or specification software for details.

PRODUCT OPTIONS

Carrel Configuration	Datum Height	Depth	User Quantity	Width per User	Corner Detail	Back Division Finish	Lateral Division Finish	Hardware Finish
SS Solid	**42** (13" high screen)	24, 30	02, 03, 04, 05, 06, 07, 08, 09, 10, 11	30, 36, 42	**R** Radius	**FB** Satin Glass	**FB** Satin Glass	Foundation
SG Solid with Glass Return	**51** (22" high screen)				**S** Standard (Shown)	Source Laminate	Source Laminate	Mica
GG Glass						Flintwood	Flintwood	
GS Glass with Solid Return								

SAMPLE ORDER CODE

THSCS SS	51	30	08	42	S	XS	XS	7

DIMENSIONS INCHES / MM

SOLID CONFIGURATION (SS)

H	D	Width per User	SOURCE LAMINATE BACK DIVISION Standard Corner (S)	SOURCE LAMINATE BACK DIVISION Radius Corner (R)	FLINTWOOD BACK DIVISION Standard Corner (S)	FLINTWOOD BACK DIVISION Radius Corner (R)	UPCHARGE FLINTWOOD LATERAL DIVISION
			2 USERS (02)				
42 / 1067	24 / 610	30 / 762	395	395	1154	1154	360
42 / 1067	24 / 610	36 / 914	424	424	1350	1350	360
42 / 1067	24 / 610	42 / 1067	453	453	1416	1416	360
42 / 1067	30 / 762	30 / 762	410	410	1169	1169	379
42 / 1067	30 / 762	36 / 914	439	439	1364	1364	379
42 / 1067	30 / 762	42 / 1067	468	468	1430	1430	379
51 / 1295	24 / 610	30 / 762	542	542	1653	1653	477
51 / 1295	24 / 610	36 / 914	587	587	1808	1808	477
51 / 1295	24 / 610	42 / 1067	629	629	2105	2105	477
51 / 1295	30 / 762	30 / 762	563	563	1675	1675	556
51 / 1295	30 / 762	36 / 914	608	608	1830	1830	556
51 / 1295	30 / 762	42 / 1067	650	650	2126	2126	556

Pricing is continued on the following page.

Xpress

THSCS

Carrel Dividers – Single-Sided (Continued)

DIMENSIONS INCHES / MM			SOLID CONFIGURATION (SS)				UPCHARGE FLINTWOOD LATERAL DIVISION
			SOURCE LAMINATE BACK DIVISION		FLINTWOOD BACK DIVISION		
			Standard Corner (S)	Radius Corner (R)	Standard Corner (S)	Radius Corner (R)	
H	D	Width per User	3 USERS (03)				
42 / 1067	24 / 610	30 / 762	676	676	1813	1813	721
42 / 1067	24 / 610	36 / 914	720	720	2107	2107	721
42 / 1067	24 / 610	42 / 1067	763	763	2207	2207	721
42 / 1067	30 / 762	30 / 762	705	705	1842	1842	759
42 / 1067	30 / 762	36 / 914	748	748	2135	2135	759
42 / 1067	30 / 762	42 / 1067	792	792	2236	2236	759
51 / 1295	24 / 610	30 / 762	926	926	2594	2594	953
51 / 1295	24 / 610	36 / 914	993	993	2826	2826	953
51 / 1295	24 / 610	42 / 1067	1057	1057	3272	3272	953
51 / 1295	30 / 762	30 / 762	970	970	2635	2635	1111
51 / 1295	30 / 762	36 / 914	1036	1036	2869	2869	1111
51 / 1295	30 / 762	42 / 1067	1099	1099	3314	3314	1111
			4 USERS (04)				
42 / 1067	24 / 610	30 / 762	956	956	2474	2474	1081
42 / 1067	24 / 610	36 / 914	1014	1014	2864	2864	1081
42 / 1067	24 / 610	42 / 1067	1072	1072	2997	2997	1081
42 / 1067	30 / 762	30 / 762	1001	1001	2516	2516	1137
42 / 1067	30 / 762	36 / 914	1058	1058	2907	2907	1137
42 / 1067	30 / 762	42 / 1067	1115	1115	3040	3040	1137
51 / 1295	24 / 610	30 / 762	1311	1311	3533	3533	1430
51 / 1295	24 / 610	36 / 914	1400	1400	3844	3844	1430
51 / 1295	24 / 610	42 / 1067	1485	1485	4438	4438	1430
51 / 1295	30 / 762	30 / 762	1374	1374	3598	3598	1666
51 / 1295	30 / 762	36 / 914	1463	1463	3907	3907	1666
51 / 1295	30 / 762	42 / 1067	1548	1548	4501	4501	1666
			5 USERS (05)				
42 / 1067	24 / 610	30 / 762	1237	1237	3133	3133	1442
42 / 1067	24 / 610	36 / 914	1309	1309	3620	3620	1442
42 / 1067	24 / 610	42 / 1067	1382	1382	3788	3788	1442
42 / 1067	30 / 762	30 / 762	1295	1295	3191	3191	1517
42 / 1067	30 / 762	36 / 914	1367	1367	3678	3678	1517
42 / 1067	30 / 762	42 / 1067	1439	1439	3845	3845	1517
51 / 1295	24 / 610	30 / 762	1696	1696	4473	4473	1906
51 / 1295	24 / 610	36 / 914	1807	1807	4861	4861	1906
51 / 1295	24 / 610	42 / 1067	1912	1912	5605	5605	1906
51 / 1295	30 / 762	30 / 762	1780	1780	4558	4558	2222
51 / 1295	30 / 762	36 / 914	1892	1892	4946	4946	2222
51 / 1295	30 / 762	42 / 1067	1997	1997	5689	5689	2222

Pricing is continued on the following page.

Xpress

THSCS

Carrel Dividers – Single-Sided (Continued)

DIMENSIONS INCHES / MM			SOLID CONFIGURATION (SS)				UPCHARGE FLINTWOOD LATERAL DIVISION
			SOURCE LAMINATE BACK DIVISION		FLINTWOOD BACK DIVISION		
			Standard Corner (S)	Radius Corner (R)	Standard Corner (S)	Radius Corner (R)	
H	D	Width per User	6 USERS (06)				
42 / 1067	24 / 610	30 / 762	1518	1518	3793	3793	1802
42 / 1067	24 / 610	36 / 914	1604	1604	4378	4378	1802
42 / 1067	24 / 610	42 / 1067	1690	1690	4579	4579	1802
42 / 1067	30 / 762	30 / 762	1590	1590	3865	3865	1896
42 / 1067	30 / 762	36 / 914	1677	1677	4449	4449	1896
42 / 1067	30 / 762	42 / 1067	1764	1764	4650	4650	1896
51 / 1295	24 / 610	30 / 762	2081	2081	5414	5414	2384
51 / 1295	24 / 610	36 / 914	2214	2214	5880	5880	2384
51 / 1295	24 / 610	42 / 1067	2340	2340	6771	6771	2384
51 / 1295	30 / 762	30 / 762	2186	2186	5519	5519	2778
51 / 1295	30 / 762	36 / 914	2319	2319	5985	5985	2778
51 / 1295	30 / 762	42 / 1067	2446	2446	6877	6877	2778
			7 USERS (07)				
42 / 1067	24 / 610	30 / 762	1799	1799	4453	4453	2162
42 / 1067	24 / 610	36 / 914	1899	1899	5136	5136	2162
42 / 1067	24 / 610	42 / 1067	2000	2000	5368	5368	2162
42 / 1067	30 / 762	30 / 762	1886	1886	4538	4538	2275
42 / 1067	30 / 762	36 / 914	1986	1986	5223	5223	2275
42 / 1067	30 / 762	42 / 1067	2087	2087	5454	5454	2275
51 / 1295	24 / 610	30 / 762	2466	2466	6355	6355	2860
51 / 1295	24 / 610	36 / 914	2622	2622	6897	6897	2860
51 / 1295	24 / 610	42 / 1067	2768	2768	7937	7937	2860
51 / 1295	30 / 762	30 / 762	2593	2593	6481	6481	3333
51 / 1295	30 / 762	36 / 914	2748	2748	7024	7024	3333
51 / 1295	30 / 762	42 / 1067	2895	2895	8064	8064	3333
			8 USERS (08)				
42 / 1067	24 / 610	30 / 762	2079	2079	5112	5112	2522
42 / 1067	24 / 610	36 / 914	2194	2194	5893	5893	2522
42 / 1067	24 / 610	42 / 1067	2309	2309	6158	6158	2522
42 / 1067	30 / 762	30 / 762	2180	2180	5213	5213	2655
42 / 1067	30 / 762	36 / 914	2295	2295	5994	5994	2655
42 / 1067	30 / 762	42 / 1067	2411	2411	6261	6261	2655
51 / 1295	24 / 610	30 / 762	2850	2850	7294	7294	3337
51 / 1295	24 / 610	36 / 914	3028	3028	7916	7916	3337
51 / 1295	24 / 610	42 / 1067	3196	3196	9103	9103	3337
51 / 1295	30 / 762	30 / 762	2998	2998	7442	7442	3888
51 / 1295	30 / 762	36 / 914	3175	3175	8063	8063	3888
51 / 1295	30 / 762	42 / 1067	3344	3344	9251	9251	3888

Pricing is continued on the following page.

Xpress

THSCS

Carrel Dividers – Single-Sided (Continued)

DIMENSIONS INCHES / MM			SOLID CONFIGURATION (SS)				UPCHARGE FLINTWOOD LATERAL DIVISION
			SOURCE LAMINATE BACK DIVISION		FLINTWOOD BACK DIVISION		
			Standard Corner (S)	Radius Corner (R)	Standard Corner (S)	Radius Corner (R)	
H	D	Width per User	9 USERS (09)				
42 / 1067	24 / 610	30 / 762	2359	2359	5772	5772	2882
42 / 1067	24 / 610	36 / 914	2489	2489	6650	6650	2882
42 / 1067	30 / 762	30 / 762	2475	2475	5887	5887	3034
42 / 1067	30 / 762	36 / 914	2604	2604	6766	6766	3034
51 / 1295	24 / 610	30 / 762	3235	3235	8234	8234	3814
51 / 1295	24 / 610	36 / 914	3434	3434	8933	8933	3814
51 / 1295	30 / 762	30 / 762	3403	3403	8403	8403	4443
51 / 1295	30 / 762	36 / 914	3604	3604	9101	9101	4443
			10 USERS (10)				
42 / 1067	24 / 610	30 / 762	2639	2639	6431	6431	3243
42 / 1067	30 / 762	30 / 762	2769	2769	6561	6561	3413
51 / 1295	24 / 610	30 / 762	3619	3619	9175	9175	4290
51 / 1295	30 / 762	30 / 762	3809	3809	9365	9365	4999
			11 USERS (11)				
42 / 1067	24 / 610	30 / 762	2920	2920	7092	7092	3604
42 / 1067	30 / 762	30 / 762	3065	3065	7235	7235	3792
51 / 1295	24 / 610	30 / 762	4004	4004	10114	10114	4768
51 / 1295	30 / 762	30 / 762	4216	4216	10325	10325	5554

Pricing is continued on the following page.

Xpress

THSCS

Carrel Dividers – Single-Sided (Continued)

DIMENSIONS INCHES / MM			SOLID WITH GLASS RETURN CONFIGURATION (SG)			
			SOURCE LAMINATE BACK DIVISION		FLINTWOOD BACK DIVISION	
			Standard Corner (S)	Radius Corner (R)	Standard Corner (S)	Radius Corner (R)
H	D	Width per User	2 USERS (02)			
42 / 1067	24 / 610	30 / 762	602	647	1360	1406
42 / 1067	24 / 610	36 / 914	631	676	1556	1601
42 / 1067	24 / 610	42 / 1067	660	705	1622	1667
42 / 1067	30 / 762	30 / 762	625	671	1384	1429
42 / 1067	30 / 762	36 / 914	654	700	1579	1624
42 / 1067	30 / 762	42 / 1067	683	729	1646	1690
51 / 1295	24 / 610	30 / 762	831	878	1942	1988
51 / 1295	24 / 610	36 / 914	877	921	2098	2143
51 / 1295	24 / 610	42 / 1067	918	963	2395	2441
51 / 1295	30 / 762	30 / 762	900	947	2013	2058
51 / 1295	30 / 762	36 / 914	946	990	2167	2213
51 / 1295	30 / 762	42 / 1067	987	1034	2465	2510
			3 USERS (03)			
42 / 1067	24 / 610	30 / 762	1089	1180	2226	2317
42 / 1067	24 / 610	36 / 914	1132	1223	2519	2609
42 / 1067	24 / 610	42 / 1067	1175	1266	2620	2711
42 / 1067	30 / 762	30 / 762	1135	1226	2273	2364
42 / 1067	30 / 762	36 / 914	1179	1269	2566	2657
42 / 1067	30 / 762	42 / 1067	1222	1312	2665	2756
51 / 1295	24 / 610	30 / 762	1506	1596	3172	3263
51 / 1295	24 / 610	36 / 914	1572	1663	3404	3495
51 / 1295	24 / 610	42 / 1067	1635	1725	3851	3941
51 / 1295	30 / 762	30 / 762	1646	1737	3312	3402
51 / 1295	30 / 762	36 / 914	1712	1803	3545	3636
51 / 1295	30 / 762	42 / 1067	1775	1866	3990	4081
			4 USERS (04)			
42 / 1067	24 / 610	30 / 762	1575	1712	3093	3228
42 / 1067	24 / 610	36 / 914	1633	1770	3483	3618
42 / 1067	24 / 610	42 / 1067	1690	1828	3615	3752
42 / 1067	30 / 762	30 / 762	1646	1781	3162	3299
42 / 1067	30 / 762	36 / 914	1704	1839	3552	3689
42 / 1067	30 / 762	42 / 1067	1762	1897	3685	3822
51 / 1295	24 / 610	30 / 762	2180	2316	4402	4537
51 / 1295	24 / 610	36 / 914	2269	2405	4712	4848
51 / 1295	24 / 610	42 / 1067	2353	2489	5306	5443
51 / 1295	30 / 762	30 / 762	2389	2526	4612	4748
51 / 1295	30 / 762	36 / 914	2478	2614	4921	5058
51 / 1295	30 / 762	42 / 1067	2563	2698	5516	5652

Pricing is continued on the following page.

Xpress

THSCS

Carrel Dividers – Single-Sided (Continued)

DIMENSIONS INCHES / MM

SOLID WITH GLASS RETURN CONFIGURATION (SG)

H	D	Width per User	SOURCE LAMINATE BACK DIVISION Standard Corner (S)	SOURCE LAMINATE BACK DIVISION Radius Corner (R)	FLINTWOOD BACK DIVISION Standard Corner (S)	FLINTWOOD BACK DIVISION Radius Corner (R)
			5 USERS (05)			
42 / 1067	24 / 610	30 / 762	2062	2244	3958	4140
42 / 1067	24 / 610	36 / 914	2134	2316	4445	4627
42 / 1067	24 / 610	42 / 1067	2207	2388	4613	4794
42 / 1067	30 / 762	30 / 762	2155	2337	4051	4233
42 / 1067	30 / 762	36 / 914	2227	2409	4538	4721
42 / 1067	30 / 762	42 / 1067	2300	2481	4706	4887
51 / 1295	24 / 610	30 / 762	2853	3036	5631	5814
51 / 1295	24 / 610	36 / 914	2965	3146	6020	6202
51 / 1295	24 / 610	42 / 1067	3070	3252	6762	6944
51 / 1295	30 / 762	30 / 762	3133	3315	5911	6092
51 / 1295	30 / 762	36 / 914	3244	3426	6299	6481
51 / 1295	30 / 762	42 / 1067	3349	3530	7041	7223
			6 USERS (06)			
42 / 1067	24 / 610	30 / 762	2548	2777	4824	5051
42 / 1067	24 / 610	36 / 914	2635	2863	5410	5637
42 / 1067	24 / 610	42 / 1067	2722	2949	5609	5836
42 / 1067	30 / 762	30 / 762	2665	2893	4940	5168
42 / 1067	30 / 762	36 / 914	2752	2979	5526	5754
42 / 1067	30 / 762	42 / 1067	2839	3066	5726	5952
51 / 1295	24 / 610	30 / 762	3527	3756	6861	7089
51 / 1295	24 / 610	36 / 914	3662	3888	7326	7553
51 / 1295	24 / 610	42 / 1067	3788	4015	8217	8446
51 / 1295	30 / 762	30 / 762	3877	4105	7211	7438
51 / 1295	30 / 762	36 / 914	4011	4237	7676	7902
51 / 1295	30 / 762	42 / 1067	4137	4365	8567	8794
			7 USERS (07)			
42 / 1067	24 / 610	30 / 762	3036	3308	5690	5963
42 / 1067	24 / 610	36 / 914	3136	3409	6372	6646
42 / 1067	24 / 610	42 / 1067	3237	3511	6606	6879
42 / 1067	30 / 762	30 / 762	3175	3449	5829	6102
42 / 1067	30 / 762	36 / 914	3276	3549	6513	6785
42 / 1067	30 / 762	42 / 1067	3377	3649	6745	7018
51 / 1295	24 / 610	30 / 762	4202	4474	8090	8363
51 / 1295	24 / 610	36 / 914	4357	4630	8634	8906
51 / 1295	24 / 610	42 / 1067	4504	4778	9673	9946
51 / 1295	30 / 762	30 / 762	4621	4893	8510	8782
51 / 1295	30 / 762	36 / 914	4777	5049	9053	9325
51 / 1295	30 / 762	42 / 1067	4923	5197	10093	10366

Pricing is continued on the following page.

Xpress

THSCS

Carrel Dividers – Single-Sided (Continued)

DIMENSIONS INCHES / MM			SOLID WITH GLASS RETURN CONFIGURATION (SG)			
			SOURCE LAMINATE BACK DIVISION		FLINTWOOD BACK DIVISION	
			Standard Corner (S)	Radius Corner (R)	Standard Corner (S)	Radius Corner (R)
H	D	Width per User	8 USERS (08)			
42 / 1067	24 / 610	30 / 762	3522	3840	6556	6874
42 / 1067	24 / 610	36 / 914	3638	3956	7337	7655
42 / 1067	24 / 610	42 / 1067	3753	4072	7602	7921
42 / 1067	30 / 762	30 / 762	3685	4003	6719	7037
42 / 1067	30 / 762	36 / 914	3801	4119	7500	7817
42 / 1067	30 / 762	42 / 1067	3916	4234	7766	8083
51 / 1295	24 / 610	30 / 762	4876	5195	9320	9638
51 / 1295	24 / 610	36 / 914	5054	5373	9941	10259
51 / 1295	24 / 610	42 / 1067	5223	5540	11129	11447
51 / 1295	30 / 762	30 / 762	5364	5683	9809	10127
51 / 1295	30 / 762	36 / 914	5542	5860	10430	10747
51 / 1295	30 / 762	42 / 1067	5711	6029	11619	11937
			9 USERS (09)			
42 / 1067	24 / 610	30 / 762	4010	4373	7421	7785
42 / 1067	24 / 610	36 / 914	4139	4502	8300	8663
42 / 1067	30 / 762	30 / 762	4195	4559	7608	7972
42 / 1067	30 / 762	36 / 914	4325	4689	8486	8849
51 / 1295	24 / 610	30 / 762	5550	5914	10550	10914
51 / 1295	24 / 610	36 / 914	5750	6114	11248	11612
51 / 1295	30 / 762	30 / 762	6110	6472	11109	11472
51 / 1295	30 / 762	36 / 914	6308	6673	11807	12171
			10 USERS (10)			
42 / 1067	24 / 610	30 / 762	4496	4905	8288	8697
42 / 1067	30 / 762	30 / 762	4706	5114	8497	8906
51 / 1295	24 / 610	30 / 762	6223	6633	11779	12188
51 / 1295	30 / 762	30 / 762	6853	7262	12408	12817
			11 USERS (11)			
42 / 1067	24 / 610	30 / 762	4982	5438	9154	9608
42 / 1067	30 / 762	30 / 762	5215	5670	9386	9842
51 / 1295	24 / 610	30 / 762	6898	7353	13009	13463
51 / 1295	30 / 762	30 / 762	7597	8051	13708	14162

Pricing is continued on the following page.

Xpress

THSCS

Carrel Dividers – Single-Sided (Continued)

DIMENSIONS INCHES / MM			GLASS CONFIGURATION (GG)	
			SATIN GLASS BACK DIVISION (FB)	
			Standard Corner (S)	Radius Corner (R)
H	D	Width per User	2 USERS (02)	
42 / 1067	24 / 610	30 / 762	1167	1213
42 / 1067	24 / 610	36 / 914	1280	1326
42 / 1067	24 / 610	42 / 1067	1381	1426
42 / 1067	30 / 762	30 / 762	1191	1236
42 / 1067	30 / 762	36 / 914	1304	1350
42 / 1067	30 / 762	42 / 1067	1403	1449
51 / 1295	24 / 610	30 / 762	1642	1686
51 / 1295	24 / 610	36 / 914	1830	1874
51 / 1295	24 / 610	42 / 1067	1991	2037
51 / 1295	30 / 762	30 / 762	1711	1755
51 / 1295	30 / 762	36 / 914	1899	1945
51 / 1295	30 / 762	42 / 1067	2061	2107
			3 USERS (03)	
42 / 1067	24 / 610	30 / 762	1882	1973
42 / 1067	24 / 610	36 / 914	2052	2143
42 / 1067	24 / 610	42 / 1067	2202	2293
42 / 1067	30 / 762	30 / 762	1929	2020
42 / 1067	30 / 762	36 / 914	2099	2190
42 / 1067	30 / 762	42 / 1067	2248	2339
51 / 1295	24 / 610	30 / 762	2665	2756
51 / 1295	24 / 610	36 / 914	2948	3039
51 / 1295	24 / 610	42 / 1067	3191	3282
51 / 1295	30 / 762	30 / 762	2806	2896
51 / 1295	30 / 762	36 / 914	3087	3178
51 / 1295	30 / 762	42 / 1067	3331	3422
			4 USERS (04)	
42 / 1067	24 / 610	30 / 762	2598	2733
42 / 1067	24 / 610	36 / 914	2823	2960
42 / 1067	24 / 610	42 / 1067	3023	3160
42 / 1067	30 / 762	30 / 762	2667	2805
42 / 1067	30 / 762	36 / 914	2894	3030
42 / 1067	30 / 762	42 / 1067	3094	3230
51 / 1295	24 / 610	30 / 762	3690	3826
51 / 1295	24 / 610	36 / 914	4067	4203
51 / 1295	24 / 610	42 / 1067	4390	4527
51 / 1295	30 / 762	30 / 762	3899	4035
51 / 1295	30 / 762	36 / 914	4277	4412
51 / 1295	30 / 762	42 / 1067	4600	4737

Pricing is continued on the following page.

Xpress

THSCS

Carrel Dividers – Single-Sided (Continued)

DIMENSIONS INCHES / MM			GLASS CONFIGURATION (GG)	
			SATIN GLASS BACK DIVISION (FB)	
			Standard Corner (S)	Radius Corner (R)
H	D	Width per User	5 USERS (05)	
42 / 1067	24 / 610	30 / 762	3313	3494
42 / 1067	24 / 610	36 / 914	3596	3777
42 / 1067	24 / 610	42 / 1067	3845	4027
42 / 1067	30 / 762	30 / 762	3406	3587
42 / 1067	30 / 762	36 / 914	3689	3870
42 / 1067	30 / 762	42 / 1067	3938	4120
51 / 1295	24 / 610	30 / 762	4714	4897
51 / 1295	24 / 610	36 / 914	5185	5366
51 / 1295	24 / 610	42 / 1067	5590	5772
51 / 1295	30 / 762	30 / 762	4994	5175
51 / 1295	30 / 762	36 / 914	5466	5646
51 / 1295	30 / 762	42 / 1067	5869	6052
			6 USERS (06)	
42 / 1067	24 / 610	30 / 762	4028	4255
42 / 1067	24 / 610	36 / 914	4368	4594
42 / 1067	24 / 610	42 / 1067	4666	4893
42 / 1067	30 / 762	30 / 762	4144	4372
42 / 1067	30 / 762	36 / 914	4485	4711
42 / 1067	30 / 762	42 / 1067	4783	5010
51 / 1295	24 / 610	30 / 762	5738	5966
51 / 1295	24 / 610	36 / 914	6304	6531
51 / 1295	24 / 610	42 / 1067	6790	7017
51 / 1295	30 / 762	30 / 762	6088	6315
51 / 1295	30 / 762	36 / 914	6653	6881
51 / 1295	30 / 762	42 / 1067	7138	7367
			7 USERS (07)	
42 / 1067	24 / 610	30 / 762	4743	5016
42 / 1067	24 / 610	36 / 914	5139	5412
42 / 1067	24 / 610	42 / 1067	5488	5761
42 / 1067	30 / 762	30 / 762	4883	5155
42 / 1067	30 / 762	36 / 914	5279	5551
42 / 1067	30 / 762	42 / 1067	5628	5901
51 / 1295	24 / 610	30 / 762	6764	7036
51 / 1295	24 / 610	36 / 914	7423	7695
51 / 1295	24 / 610	42 / 1067	7989	8262
51 / 1295	30 / 762	30 / 762	7183	7455
51 / 1295	30 / 762	36 / 914	7842	8114
51 / 1295	30 / 762	42 / 1067	8408	8682

Pricing is continued on the following page.

Xpress

THSCS

Carrel Dividers – Single-Sided (Continued)

DIMENSIONS INCHES / MM			GLASS CONFIGURATION (GG)	
			SATIN GLASS BACK DIVISION (FB)	
			Standard Corner (S)	Radius Corner (R)
H	D	Width per User	8 USERS (08)	
42 / 1067	24 / 610	30 / 762	5458	5776
42 / 1067	24 / 610	36 / 914	5911	6230
42 / 1067	24 / 610	42 / 1067	6309	6628
42 / 1067	30 / 762	30 / 762	5621	5939
42 / 1067	30 / 762	36 / 914	6073	6392
42 / 1067	30 / 762	42 / 1067	6472	6791
51 / 1295	24 / 610	30 / 762	7787	8106
51 / 1295	24 / 610	36 / 914	8542	8860
51 / 1295	24 / 610	42 / 1067	9189	9508
51 / 1295	30 / 762	30 / 762	8276	8595
51 / 1295	30 / 762	36 / 914	9030	9348
51 / 1295	30 / 762	42 / 1067	9678	9997
			9 USERS (09)	
42 / 1067	24 / 610	30 / 762	6174	6537
42 / 1067	24 / 610	36 / 914	6682	7045
42 / 1067	30 / 762	30 / 762	6360	6723
42 / 1067	30 / 762	36 / 914	6868	7232
51 / 1295	24 / 610	30 / 762	8812	9176
51 / 1295	24 / 610	36 / 914	9661	10023
51 / 1295	30 / 762	30 / 762	9371	9734
51 / 1295	30 / 762	36 / 914	10220	10583
			10 USERS (10)	
42 / 1067	24 / 610	30 / 762	6888	7297
42 / 1067	30 / 762	30 / 762	7098	7507
51 / 1295	24 / 610	30 / 762	9837	10245
51 / 1295	30 / 762	30 / 762	10465	10874
			11 USERS (11)	
42 / 1067	24 / 610	30 / 762	7603	8057
42 / 1067	30 / 762	30 / 762	7836	8291
51 / 1295	24 / 610	30 / 762	10861	11316
51 / 1295	30 / 762	30 / 762	11560	12014

Pricing is continued on the following page.

Xpress

THSCS

Carrel Dividers – Single-Sided (Continued)

DIMENSIONS INCHES / MM			GLASS WITH SOLID RETURN CONFIGURATION (GS)		UPCHARGE FLINTWOOD LATERAL DIVISION
			SATIN GLASS BACK DIVISION (FB)		
			Standard Corner (S)	Radius Corner (R)	
H	D	Width per User	2 USERS (02)		
42 / 1067	24 / 610	30 / 762	960	960	360
42 / 1067	24 / 610	36 / 914	1074	1074	360
42 / 1067	24 / 610	42 / 1067	1174	1174	360
42 / 1067	30 / 762	30 / 762	976	976	379
42 / 1067	30 / 762	36 / 914	1089	1089	379
42 / 1067	30 / 762	42 / 1067	1189	1189	379
51 / 1295	24 / 610	30 / 762	1352	1352	477
51 / 1295	24 / 610	36 / 914	1540	1540	477
51 / 1295	24 / 610	42 / 1067	1703	1703	477
51 / 1295	30 / 762	30 / 762	1372	1372	556
51 / 1295	30 / 762	36 / 914	1561	1561	556
51 / 1295	30 / 762	42 / 1067	1722	1722	556
			3 USERS (03)		
42 / 1067	24 / 610	30 / 762	1470	1470	721
42 / 1067	24 / 610	36 / 914	1640	1640	721
42 / 1067	24 / 610	42 / 1067	1788	1788	721
42 / 1067	30 / 762	30 / 762	1499	1499	759
42 / 1067	30 / 762	36 / 914	1669	1669	759
42 / 1067	30 / 762	42 / 1067	1817	1817	759
51 / 1295	24 / 610	30 / 762	2087	2087	953
51 / 1295	24 / 610	36 / 914	2369	2369	953
51 / 1295	24 / 610	42 / 1067	2611	2611	953
51 / 1295	30 / 762	30 / 762	2129	2129	1111
51 / 1295	30 / 762	36 / 914	2412	2412	1111
51 / 1295	30 / 762	42 / 1067	2655	2655	1111
			4 USERS (04)		
42 / 1067	24 / 610	30 / 762	1979	1979	1081
42 / 1067	24 / 610	36 / 914	2206	2206	1081
42 / 1067	24 / 610	42 / 1067	2405	2405	1081
42 / 1067	30 / 762	30 / 762	2022	2022	1137
42 / 1067	30 / 762	36 / 914	2248	2248	1137
42 / 1067	30 / 762	42 / 1067	2448	2448	1137
51 / 1295	24 / 610	30 / 762	2821	2821	1430
51 / 1295	24 / 610	36 / 914	3199	3199	1430
51 / 1295	24 / 610	42 / 1067	3522	3522	1430
51 / 1295	30 / 762	30 / 762	2885	2885	1666
51 / 1295	30 / 762	36 / 914	3262	3262	1666
51 / 1295	30 / 762	42 / 1067	3585	3585	1666

Pricing is continued on the following page.

Xpress

THSCS

Carrel Dividers – Single-Sided (Continued)

DIMENSIONS INCHES / MM			GLASS WITH SOLID RETURN CONFIGURATION (GS)		UPCHARGE FLINTWOOD LATERAL DIVISION
			SATIN GLASS BACK DIVISION (FB)		
			Standard Corner (S)	Radius Corner (R)	
H	D	Width per User	5 USERS (05)		
42 / 1067	24 / 610	30 / 762	2488	2488	1442
42 / 1067	24 / 610	36 / 914	2771	2771	1442
42 / 1067	24 / 610	42 / 1067	3020	3020	1442
42 / 1067	30 / 762	30 / 762	2545	2545	1517
42 / 1067	30 / 762	36 / 914	2828	2828	1517
42 / 1067	30 / 762	42 / 1067	3078	3078	1517
51 / 1295	24 / 610	30 / 762	3556	3556	1906
51 / 1295	24 / 610	36 / 914	4028	4028	1906
51 / 1295	24 / 610	42 / 1067	4433	4433	1906
51 / 1295	30 / 762	30 / 762	3641	3641	2222
51 / 1295	30 / 762	36 / 914	4112	4112	2222
51 / 1295	30 / 762	42 / 1067	4518	4518	2222
			6 USERS (06)		
42 / 1067	24 / 610	30 / 762	2997	2997	1802
42 / 1067	24 / 610	36 / 914	3336	3336	1802
42 / 1067	24 / 610	42 / 1067	3636	3636	1802
42 / 1067	30 / 762	30 / 762	3069	3069	1896
42 / 1067	30 / 762	36 / 914	3408	3408	1896
42 / 1067	30 / 762	42 / 1067	3707	3707	1896
51 / 1295	24 / 610	30 / 762	4291	4291	2384
51 / 1295	24 / 610	36 / 914	4857	4857	2384
51 / 1295	24 / 610	42 / 1067	5344	5344	2384
51 / 1295	30 / 762	30 / 762	4398	4398	2778
51 / 1295	30 / 762	36 / 914	4963	4963	2778
51 / 1295	30 / 762	42 / 1067	5448	5448	2778
			7 USERS (07)		
42 / 1067	24 / 610	30 / 762	3507	3507	2162
42 / 1067	24 / 610	36 / 914	3901	3901	2162
42 / 1067	24 / 610	42 / 1067	4251	4251	2162
42 / 1067	30 / 762	30 / 762	3591	3591	2275
42 / 1067	30 / 762	36 / 914	3988	3988	2275
42 / 1067	30 / 762	42 / 1067	4338	4338	2275
51 / 1295	24 / 610	30 / 762	5027	5027	2860
51 / 1295	24 / 610	36 / 914	5687	5687	2860
51 / 1295	24 / 610	42 / 1067	6252	6252	2860
51 / 1295	30 / 762	30 / 762	5153	5153	3333
51 / 1295	30 / 762	36 / 914	5814	5814	3333
51 / 1295	30 / 762	42 / 1067	6379	6379	3333

Pricing is continued on the following page.

Xpress

THSCS

Carrel Dividers – Single-Sided (Continued)

DIMENSIONS INCHES / MM			GLASS WITH SOLID RETURN CONFIGURATION (GS)		UPCHARGE FLINTWOOD LATERAL DIVISION
			SATIN GLASS BACK DIVISION (FB)		
			Standard Corner (S)	Radius Corner (R)	
H	D	Width per User	8 USERS (08)		
42 / 1067	24 / 610	30 / 762	4015	4015	2522
42 / 1067	24 / 610	36 / 914	4467	4467	2522
42 / 1067	24 / 610	42 / 1067	4867	4867	2522
42 / 1067	30 / 762	30 / 762	4115	4115	2655
42 / 1067	30 / 762	36 / 914	4567	4567	2655
42 / 1067	30 / 762	42 / 1067	4967	4967	2655
51 / 1295	24 / 610	30 / 762	5762	5762	3337
51 / 1295	24 / 610	36 / 914	6516	6516	3337
51 / 1295	24 / 610	42 / 1067	7163	7163	3337
51 / 1295	30 / 762	30 / 762	5910	5910	3888
51 / 1295	30 / 762	36 / 914	6663	6663	3888
51 / 1295	30 / 762	42 / 1067	7311	7311	3888
			9 USERS (09)		
42 / 1067	24 / 610	30 / 762	4524	4524	2882
42 / 1067	24 / 610	36 / 914	5032	5032	2882
42 / 1067	30 / 762	30 / 762	4639	4639	3034
42 / 1067	30 / 762	36 / 914	5148	5148	3034
51 / 1295	24 / 610	30 / 762	6497	6497	3814
51 / 1295	24 / 610	36 / 914	7345	7345	3814
51 / 1295	30 / 762	30 / 762	6665	6665	4443
51 / 1295	30 / 762	36 / 914	7513	7513	4443
			10 USERS (10)		
42 / 1067	24 / 610	30 / 762	5032	5032	3243
42 / 1067	30 / 762	30 / 762	5163	5163	3413
51 / 1295	24 / 610	30 / 762	7232	7232	4290
51 / 1295	30 / 762	30 / 762	7421	7421	4999
			11 USERS (11)		
42 / 1067	24 / 610	30 / 762	5541	5541	3604
42 / 1067	30 / 762	30 / 762	5685	5685	3792
51 / 1295	24 / 610	30 / 762	7967	7967	4768
51 / 1295	30 / 762	30 / 762	8178	8178	5554

Xpress

THSDS

ADA Carrel Dividers – Single-Sided

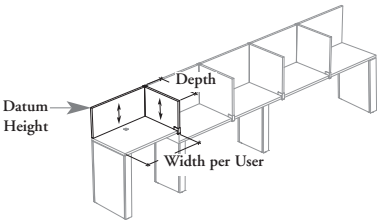

Solid Dividers (SS)

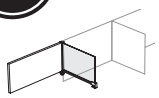

Solid with Glass Return Dividers (SG)

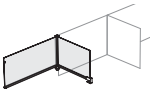

Glass Dividers (GG)

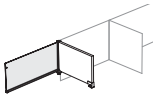

Glass with Solid Return Dividers (GS)

Carrel Dividers provide space division for specifically ADA Extension.

WHAT'S INCLUDED
glass and/or solid screens pieces, columns, extrusions (for glass screen), worksurface connectors, and mounting hardware.

WHAT'S EXCLUDED
Single-Sided ADA Extension for Library Table, Solid Supporting End Screen, and End Screens.

NOTES
The solid panels are 1" thick. The glass is 1/4" (6 mm) thick tempered glass and is available in Satin (FB) finish only.

All screens must always be specified with the same datum line.

Carrel End Screens or Carrel Supporting End Screens must be specified with ADA mounting option (A) to be compatible with ADA Carrel Dividers.

Not all corner details and division finishes are available in Xpress, Please see Xpress catalogue and/or specification software for details.

PRODUCT OPTIONS

Carrel Configuration	Datum Height	Depth	User Quantity	Width per User	Corner Detail	Back Division Finish	Lateral Division Finish	Hardware Finish
SS Solid	**42** (9" high screen)	24, 30	01	36, 42	**R** Radius	**FB** Satin Glass	**FB** Satin Glass	Foundation
SG Solid with Glass Return	**51** (18" high screen)				**S** Standard (Shown)	Source Laminate	Source Laminate	Mica
GG Glass						Flintwood	Flintwood	
GS Glass with Solid Return								

SAMPLE ORDER CODE

THSDS SG	42	24	01	36	R	XS	FB	E

DIMENSIONS INCHES / MM			PRICING				UPCHARGE FLINTWOOD LATERAL DIVISION
			SOLID CONFIGURATION (SS)				
			SOURCE LAMINATE BACK DIVISION		FLINTWOOD BACK DIVISION		
H	D	Width per User	Standard Corner (S)	Radius Corner (R)	Standard Corner (S)	Radius Corner (R)	
42 / 1067	24 / 610	36 / 914	248	248	622	622	322
42 / 1067	24 / 610	42 / 1067	253	253	646	646	322
42 / 1067	30 / 762	36 / 914	254	254	628	628	339
42 / 1067	30 / 762	42 / 1067	258	258	652	652	339
51 / 1295	24 / 610	36 / 914	367	367	922	922	456
51 / 1295	24 / 610	42 / 1067	386	386	989	989	456
51 / 1295	30 / 762	36 / 914	386	386	942	942	481
51 / 1295	30 / 762	42 / 1067	405	405	1009	1009	481

Pricing is continued on the following page.

Xpress

THSDS

ADA Carrel Dividers – Single-Sided (Continued)

DIMENSIONS INCHES / MM

PRICING

H	D	Width per User	SOLID WITH GLASS RETURN CONFIGURATION (SG) – SOURCE LAMINATE BACK DIVISION: Standard Corner (S)	SOURCE LAMINATE BACK DIVISION: Radius Corner (R)	FLINTWOOD BACK DIVISION: Standard Corner (S)	FLINTWOOD BACK DIVISION: Radius Corner (R)
42 / 1067	24 / 610	36 / 914	469	514	844	888
42 / 1067	24 / 610	42 / 1067	473	519	866	913
42 / 1067	30 / 762	36 / 914	477	522	851	895
42 / 1067	30 / 762	42 / 1067	481	527	876	920
51 / 1295	24 / 610	36 / 914	605	651	1161	1206
51 / 1295	24 / 610	42 / 1067	624	670	1229	1274
51 / 1295	30 / 762	36 / 914	662	707	1217	1263
51 / 1295	30 / 762	42 / 1067	680	727	1285	1330

H	D	Width per User	GLASS CONFIGURATION (GG) – SATIN GLASS BACK DIVISION (FB): Standard Corner (S)	SATIN GLASS BACK DIVISION (FB): Radius Corner (R)
42 / 1067	24 / 610	36 / 914	766	812
42 / 1067	24 / 610	42 / 1067	805	852
42 / 1067	30 / 762	36 / 914	773	820
42 / 1067	30 / 762	42 / 1067	815	859
51 / 1295	24 / 610	36 / 914	1007	1052
51 / 1295	24 / 610	42 / 1067	1072	1118
51 / 1295	30 / 762	36 / 914	1064	1108
51 / 1295	30 / 762	42 / 1067	1129	1174

H	D	Width per User	GLASS WITH SOLID RETURN CONFIGURATION (GS) – SATIN GLASS BACK DIVISION (FB): Standard Corner (S)	SATIN GLASS BACK DIVISION (FB): Radius Corner (R)	UPCHARGE FLINTWOOD LATERAL DIVISION
42 / 1067	24 / 610	36 / 914	545	545	322
42 / 1067	24 / 610	42 / 1067	585	585	322
42 / 1067	30 / 762	36 / 914	551	551	339
42 / 1067	30 / 762	42 / 1067	591	591	339
51 / 1295	24 / 610	36 / 914	768	768	456
51 / 1295	24 / 610	42 / 1067	833	833	456
51 / 1295	30 / 762	36 / 914	788	788	481
51 / 1295	30 / 762	42 / 1067	853	853	481

Xpress

THSCD
Carrel Dividers – Double-Sided

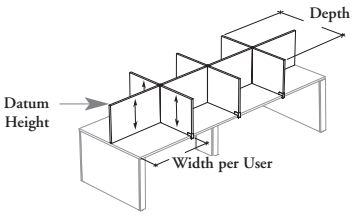

Solid Dividers (SS)

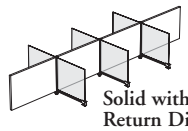

Solid with Glass Return Dividers (SG)

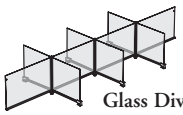

Glass Dividers (GG)

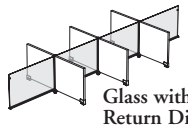

Glass with Solid Return Dividers (GS)

Carrel Dividers provide space division to Library Tables.

WHAT'S INCLUDED
glass and /or solid screens pieces, columns, extrusions (for glass screen), worksurface connectors, and mounting hardware.

WHAT'S EXCLUDED
Double-Sided Library Tables, Solid Supporting End Screen, and End Screens.

NOTES
The solid panels are 1" thick. The glass is 1/4" (6 mm) thick tempered glass and is available in Satin (FB) finish only.

All screens must always be specified with the same datum line.

Carrel Dividers must be specified the same user quantity and width per user of Library Table.

Not all corner details and division finishes are available in Xpress, Please see Xpress catalogue and/or specification software for details.

PRODUCT OPTIONS

Carrel Configuration	Datum Height	Depth	User Quantity	Width per User	Corner Detail	Back Division Finish	Lateral Division Finish	Hardware Finish
SS Solid	**42** (13" high screen)	48, 60	04, 06, 08, 10, 12, 14, 16, 18, 20, 22	30, 36, 42	**R** Radius	**FB** Satin Glass	**FB** Satin Glass	Foundation
SG Solid with Glass Return	**51** (22" high screen)				**S** Standard (Shown)	Source Laminate	Source Laminate	Mica
GG Glass						Flintwood	Flintwood	
GS Glass with Solid Return								

SAMPLE ORDER CODE

THSCD GG	42	60	22	30	S	FB	FB	7

DIMENSIONS INCHES / MM

SOLID CONFIGURATION (SS)

H	D	Width per User	SOURCE LAMINATE BACK DIVISION: Standard Corner (S)	SOURCE LAMINATE BACK DIVISION: Radius Corner (R)	FLINTWOOD BACK DIVISION: Standard Corner (S)	FLINTWOOD BACK DIVISION: Radius Corner (R)	UPCHARGE FLINTWOOD LATERAL DIVISION
4 USERS (04)							
42 / 1067	48 / 1219	30 / 762	499	499	1258	1258	721
42 / 1067	48 / 1219	36 / 914	528	528	1452	1452	721
42 / 1067	48 / 1219	42 / 1067	557	557	1519	1519	721
42 / 1067	60 / 1524	30 / 762	528	528	1287	1287	758
42 / 1067	60 / 1524	36 / 914	557	557	1481	1481	758
42 / 1067	60 / 1524	42 / 1067	585	585	1548	1548	758
51 / 1295	48 / 1219	30 / 762	679	679	1792	1792	954
51 / 1295	48 / 1219	36 / 914	725	725	1946	1946	954
51 / 1295	48 / 1219	42 / 1067	766	766	2243	2243	954
51 / 1295	60 / 1524	30 / 762	723	723	1834	1834	1112
51 / 1295	60 / 1524	36 / 914	767	767	1989	1989	1112
51 / 1295	60 / 1524	42 / 1067	809	809	2286	2286	1112

Pricing is continued on the following page.

Xpress

THSCD

Carrel Dividers – Double-Sided (Continued)

DIMENSIONS INCHES / MM			SOLID CONFIGURATION (SS)				UPCHARGE FLINTWOOD LATERAL DIVISION
			SOURCE LAMINATE BACK DIVISION		FLINTWOOD BACK DIVISION		
			Standard Corner (S)	Radius Corner (R)	Standard Corner (S)	Radius Corner (R)	
H	D	Width per User	6 USERS (06)				
42 / 1067	48 / 1219	30 / 762	883	883	2020	2020	1442
42 / 1067	48 / 1219	36 / 914	925	925	2313	2313	1442
42 / 1067	48 / 1219	42 / 1067	970	970	2413	2413	1442
42 / 1067	60 / 1524	30 / 762	941	941	2078	2078	1514
42 / 1067	60 / 1524	36 / 914	983	983	2370	2370	1514
42 / 1067	60 / 1524	42 / 1067	1027	1027	2471	2471	1514
51 / 1295	48 / 1219	30 / 762	1202	1202	2869	2869	1909
51 / 1295	48 / 1219	36 / 914	1268	1268	3101	3101	1909
51 / 1295	48 / 1219	42 / 1067	1332	1332	3547	3547	1909
51 / 1295	60 / 1524	30 / 762	1289	1289	2955	2955	2224
51 / 1295	60 / 1524	36 / 914	1355	1355	3188	3188	2224
51 / 1295	60 / 1524	42 / 1067	1418	1418	3634	3634	2224
			8 USERS (08)				
42 / 1067	48 / 1219	30 / 762	1266	1266	2783	2783	2162
42 / 1067	48 / 1219	36 / 914	1324	1324	3173	3173	2162
42 / 1067	48 / 1219	42 / 1067	1382	1382	3306	3306	2162
42 / 1067	60 / 1524	30 / 762	1353	1353	2870	2870	2272
42 / 1067	60 / 1524	36 / 914	1411	1411	3260	3260	2272
42 / 1067	60 / 1524	42 / 1067	1468	1468	3393	3393	2272
51 / 1295	48 / 1219	30 / 762	1723	1723	3946	3946	2864
51 / 1295	48 / 1219	36 / 914	1812	1812	4256	4256	2864
51 / 1295	48 / 1219	42 / 1067	1897	1897	4850	4850	2864
51 / 1295	60 / 1524	30 / 762	1855	1855	4076	4076	3336
51 / 1295	60 / 1524	36 / 914	1942	1942	4385	4385	3336
51 / 1295	60 / 1524	42 / 1067	2027	2027	4980	4980	3336
			10 USERS (10)				
42 / 1067	48 / 1219	30 / 762	1650	1650	3546	3546	2882
42 / 1067	48 / 1219	36 / 914	1721	1721	4033	4033	2882
42 / 1067	48 / 1219	42 / 1067	1795	1795	4200	4200	2882
42 / 1067	60 / 1524	30 / 762	1766	1766	3662	3662	3029
42 / 1067	60 / 1524	36 / 914	1837	1837	4149	4149	3029
42 / 1067	60 / 1524	42 / 1067	1909	1909	4315	4315	3029
51 / 1295	48 / 1219	30 / 762	2246	2246	5024	5024	3819
51 / 1295	48 / 1219	36 / 914	2357	2357	5412	5412	3819
51 / 1295	48 / 1219	42 / 1067	2462	2462	6154	6154	3819
51 / 1295	60 / 1524	30 / 762	2419	2419	5197	5197	4447
51 / 1295	60 / 1524	36 / 914	2531	2531	5584	5584	4447
51 / 1295	60 / 1524	42 / 1067	2635	2635	6328	6328	4447

Pricing is continued on the following page.

Xpress

THSCD

Carrel Dividers – Double-Sided (Continued)

DIMENSIONS INCHES / MM			SOLID CONFIGURATION (SS)				UPCHARGE FLINTWOOD LATERAL DIVISION
			SOURCE LAMINATE BACK DIVISION		FLINTWOOD BACK DIVISION		
			Standard Corner (S)	Radius Corner (R)	Standard Corner (S)	Radius Corner (R)	
H	D	Width per User	12 USERS (12)				
42 / 1067	48 / 1219	30 / 762	2033	2033	4309	4309	3604
42 / 1067	48 / 1219	36 / 914	2120	2120	4893	4893	3604
42 / 1067	48 / 1219	42 / 1067	2207	2207	5093	5093	3604
42 / 1067	60 / 1524	30 / 762	2178	2178	4453	4453	3787
42 / 1067	60 / 1524	36 / 914	2264	2264	5038	5038	3787
42 / 1067	60 / 1524	42 / 1067	2350	2350	5237	5237	3787
51 / 1295	48 / 1219	30 / 762	2768	2768	6101	6101	4773
51 / 1295	48 / 1219	36 / 914	2902	2902	6567	6567	4773
51 / 1295	48 / 1219	42 / 1067	3028	3028	7458	7458	4773
51 / 1295	60 / 1524	30 / 762	2985	2985	6317	6317	5561
51 / 1295	60 / 1524	36 / 914	3117	3117	6783	6783	5561
51 / 1295	60 / 1524	42 / 1067	3244	3244	7675	7675	5561
			14 USERS (14)				
42 / 1067	48 / 1219	30 / 762	2417	2417	5072	5072	4324
42 / 1067	48 / 1219	36 / 914	2517	2517	5755	5755	4324
42 / 1067	48 / 1219	42 / 1067	2620	2620	5987	5987	4324
42 / 1067	60 / 1524	30 / 762	2591	2591	5244	5244	4543
42 / 1067	60 / 1524	36 / 914	2691	2691	5927	5927	4543
42 / 1067	60 / 1524	42 / 1067	2791	2791	6159	6159	4543
51 / 1295	48 / 1219	30 / 762	3291	3291	7180	7180	5728
51 / 1295	48 / 1219	36 / 914	3447	3447	7722	7722	5728
51 / 1295	48 / 1219	42 / 1067	3592	3592	8762	8762	5728
51 / 1295	60 / 1524	30 / 762	3550	3550	7439	7439	6673
51 / 1295	60 / 1524	36 / 914	3705	3705	7982	7982	6673
51 / 1295	60 / 1524	42 / 1067	3853	3853	9022	9022	6673
			16 USERS (16)				
42 / 1067	48 / 1219	30 / 762	2800	2800	5834	5834	5045
42 / 1067	48 / 1219	36 / 914	2916	2916	6615	6615	5045
42 / 1067	48 / 1219	42 / 1067	3032	3032	6881	6881	5045
42 / 1067	60 / 1524	30 / 762	3003	3003	6036	6036	5300
42 / 1067	60 / 1524	36 / 914	3117	3117	6817	6817	5300
42 / 1067	60 / 1524	42 / 1067	3233	3233	7083	7083	5300
51 / 1295	48 / 1219	30 / 762	3813	3813	8257	8257	6682
51 / 1295	48 / 1219	36 / 914	3990	3990	8877	8877	6682
51 / 1295	48 / 1219	42 / 1067	4159	4159	10066	10066	6682
51 / 1295	60 / 1524	30 / 762	4115	4115	8559	8559	7784
51 / 1295	60 / 1524	36 / 914	4293	4293	9180	9180	7784
51 / 1295	60 / 1524	42 / 1067	4462	4462	10369	10369	7784

Pricing is continued on the following page.

Xpress

THSCD

Carrel Dividers – Double-Sided (Continued)

DIMENSIONS INCHES / MM			SOLID CONFIGURATION (SS)				UPCHARGE FLINTWOOD LATERAL DIVISION
			SOURCE LAMINATE BACK DIVISION		FLINTWOOD BACK DIVISION		
			Standard Corner (S)	Radius Corner (R)	Standard Corner (S)	Radius Corner (R)	
H	D	Width per User	18 USERS (18)				
42 / 1067	48 / 1219	30 / 762	3185	3185	6597	6597	5765
42 / 1067	48 / 1219	36 / 914	3314	3314	7475	7475	5765
42 / 1067	60 / 1524	30 / 762	3416	3416	6828	6828	6058
42 / 1067	60 / 1524	36 / 914	3545	3545	7706	7706	6058
51 / 1295	48 / 1219	30 / 762	4336	4336	9335	9335	7637
51 / 1295	48 / 1219	36 / 914	4534	4534	10033	10033	7637
51 / 1295	60 / 1524	30 / 762	4681	4681	9680	9680	8897
51 / 1295	60 / 1524	36 / 914	4880	4880	10379	10379	8897
			20 USERS (20)				
42 / 1067	48 / 1219	30 / 762	3569	3569	7359	7359	6486
42 / 1067	60 / 1524	30 / 762	3827	3827	7620	7620	6815
51 / 1295	48 / 1219	30 / 762	4857	4857	10412	10412	8592
51 / 1295	60 / 1524	30 / 762	5246	5246	10801	10801	10008
			22 USERS (22)				
42 / 1067	48 / 1219	30 / 762	3952	3952	8122	8122	7207
42 / 1067	60 / 1524	30 / 762	4240	4240	8411	8411	7572
51 / 1295	48 / 1219	30 / 762	5380	5380	11490	11490	9546
51 / 1295	60 / 1524	30 / 762	5812	5812	11922	11922	11120

Pricing is continued on the following page.

Xpress

THSCD

Carrel Dividers – Double-Sided (Continued)

DIMENSIONS INCHES / MM			SOLID WITH GLASS RETURN CONFIGURATION (SG)			
			SOURCE LAMINATE BACK DIVISION		FLINTWOOD BACK DIVISION	
			Standard Corner (S)	Radius Corner (R)	Standard Corner (S)	Radius Corner (R)
H	D	Width per User	4 USERS (04)			
42 / 1067	48 / 1219	30 / 762	912	1002	1670	1761
42 / 1067	48 / 1219	36 / 914	941	1031	1865	1955
42 / 1067	48 / 1219	42 / 1067	970	1059	1931	2021
42 / 1067	60 / 1524	30 / 762	958	1048	1717	1807
42 / 1067	60 / 1524	36 / 914	987	1077	1912	2002
42 / 1067	60 / 1524	42 / 1067	1016	1106	1979	2069
51 / 1295	48 / 1219	30 / 762	1260	1350	2370	2460
51 / 1295	48 / 1219	36 / 914	1304	1394	2526	2615
51 / 1295	48 / 1219	42 / 1067	1346	1436	2822	2912
51 / 1295	60 / 1524	30 / 762	1398	1488	2509	2599
51 / 1295	60 / 1524	36 / 914	1443	1532	2664	2754
51 / 1295	60 / 1524	42 / 1067	1485	1574	2961	3051
			6 USERS (06)			
42 / 1067	48 / 1219	30 / 762	1708	1888	2845	3024
42 / 1067	48 / 1219	36 / 914	1750	1930	3138	3317
42 / 1067	48 / 1219	42 / 1067	1795	1973	3237	3418
42 / 1067	60 / 1524	30 / 762	1803	1983	2940	3119
42 / 1067	60 / 1524	36 / 914	1845	2025	3233	3413
42 / 1067	60 / 1524	42 / 1067	1890	2069	3333	3513
51 / 1295	48 / 1219	30 / 762	2362	2541	4028	4207
51 / 1295	48 / 1219	36 / 914	2428	2607	4261	4440
51 / 1295	48 / 1219	42 / 1067	2491	2670	4707	4886
51 / 1295	60 / 1524	30 / 762	2638	2818	4306	4486
51 / 1295	60 / 1524	36 / 914	2704	2885	4537	4718
51 / 1295	60 / 1524	42 / 1067	2768	2948	4984	5164
			8 USERS (08)			
42 / 1067	48 / 1219	30 / 762	2504	2774	4020	4289
42 / 1067	48 / 1219	36 / 914	2562	2830	4410	4680
42 / 1067	48 / 1219	42 / 1067	2620	2888	4543	4813
42 / 1067	60 / 1524	30 / 762	2646	2916	4163	4433
42 / 1067	60 / 1524	36 / 914	2703	2974	4554	4823
42 / 1067	60 / 1524	42 / 1067	2761	3032	4686	4956
51 / 1295	48 / 1219	30 / 762	3463	3733	5685	5955
51 / 1295	48 / 1219	36 / 914	3552	3822	5996	6266
51 / 1295	48 / 1219	42 / 1067	3637	3906	6590	6860
51 / 1295	60 / 1524	30 / 762	3879	4149	6101	6370
51 / 1295	60 / 1524	36 / 914	3968	4237	6411	6681
51 / 1295	60 / 1524	42 / 1067	4052	4321	7006	7276

Pricing is continued on the following page.

Xpress

THSCD
Carrel Dividers – Double-Sided (Continued)

DIMENSIONS INCHES / MM

SOLID WITH GLASS RETURN CONFIGURATION (SG)

H	D	Width per User	SOURCE LAMINATE BACK DIVISION Standard Corner (S)	SOURCE LAMINATE BACK DIVISION Radius Corner (R)	FLINTWOOD BACK DIVISION Standard Corner (S)	FLINTWOOD BACK DIVISION Radius Corner (R)
10 USERS (10)						
42 / 1067	48 / 1219	30 / 762	3300	3660	5196	5554
42 / 1067	48 / 1219	36 / 914	3371	3731	5683	6042
42 / 1067	48 / 1219	42 / 1067	3444	3803	5850	6209
42 / 1067	60 / 1524	30 / 762	3490	3850	5386	5745
42 / 1067	60 / 1524	36 / 914	3561	3922	5874	6234
42 / 1067	60 / 1524	42 / 1067	3635	3993	6040	6399
51 / 1295	48 / 1219	30 / 762	4565	4925	7343	7702
51 / 1295	48 / 1219	36 / 914	4677	5036	7731	8090
51 / 1295	48 / 1219	42 / 1067	4782	5141	8475	8834
51 / 1295	60 / 1524	30 / 762	5120	5479	7897	8257
51 / 1295	60 / 1524	36 / 914	5231	5590	8286	8644
51 / 1295	60 / 1524	42 / 1067	5335	5696	9028	9387
12 USERS (12)						
42 / 1067	48 / 1219	30 / 762	4095	4544	6370	6820
42 / 1067	48 / 1219	36 / 914	4182	4631	6956	7405
42 / 1067	48 / 1219	42 / 1067	4268	4718	7156	7604
42 / 1067	60 / 1524	30 / 762	4335	4783	6610	7059
42 / 1067	60 / 1524	36 / 914	4420	4870	7194	7643
42 / 1067	60 / 1524	42 / 1067	4506	4956	7394	7843
51 / 1295	48 / 1219	30 / 762	5668	6117	9000	9450
51 / 1295	48 / 1219	36 / 914	5801	6249	9466	9915
51 / 1295	48 / 1219	42 / 1067	5927	6376	10357	10806
51 / 1295	60 / 1524	30 / 762	6361	6809	9694	10142
51 / 1295	60 / 1524	36 / 914	6494	6943	10160	10609
51 / 1295	60 / 1524	42 / 1067	6620	7069	11051	11500
14 USERS (14)						
42 / 1067	48 / 1219	30 / 762	4891	5430	7546	8084
42 / 1067	48 / 1219	36 / 914	4993	5532	8229	8767
42 / 1067	48 / 1219	42 / 1067	5093	5632	8461	9000
42 / 1067	60 / 1524	30 / 762	5177	5716	7832	8370
42 / 1067	60 / 1524	36 / 914	5279	5818	8515	9054
42 / 1067	60 / 1524	42 / 1067	5380	5918	8748	9286
51 / 1295	48 / 1219	30 / 762	6770	7309	10657	11197
51 / 1295	48 / 1219	36 / 914	6925	7464	11202	11741
51 / 1295	48 / 1219	42 / 1067	7072	7611	12241	12780
51 / 1295	60 / 1524	30 / 762	7601	8140	11490	12029
51 / 1295	60 / 1524	36 / 914	7756	8296	12033	12572
51 / 1295	60 / 1524	42 / 1067	7904	8444	13073	13612

Pricing is continued on the following page.

Xpress

THSCD

Carrel Dividers – Double-Sided (Continued)

DIMENSIONS INCHES / MM			SOLID WITH GLASS RETURN CONFIGURATION (SG)			
			SOURCE LAMINATE BACK DIVISION		FLINTWOOD BACK DIVISION	
			Standard Corner (S)	Radius Corner (R)	Standard Corner (S)	Radius Corner (R)
H	D	Width per User	16 USERS (16)			
42 / 1067	48 / 1219	30 / 762	5688	6316	8721	9349
42 / 1067	48 / 1219	36 / 914	5803	6431	9501	10131
42 / 1067	48 / 1219	42 / 1067	5918	6547	9767	10397
42 / 1067	60 / 1524	30 / 762	6022	6650	9055	9683
42 / 1067	60 / 1524	36 / 914	6138	6766	9835	10464
42 / 1067	60 / 1524	42 / 1067	6251	6881	10102	10731
51 / 1295	48 / 1219	30 / 762	7872	8500	12315	12945
51 / 1295	48 / 1219	36 / 914	8049	8678	12936	13565
51 / 1295	48 / 1219	42 / 1067	8217	8846	14126	14754
51 / 1295	60 / 1524	30 / 762	8842	9470	13285	13915
51 / 1295	60 / 1524	36 / 914	9020	9648	13906	14536
51 / 1295	60 / 1524	42 / 1067	9188	9817	15095	15724
			18 USERS (18)			
42 / 1067	48 / 1219	30 / 762	6484	7202	9896	10615
42 / 1067	48 / 1219	36 / 914	6614	7332	10774	11494
42 / 1067	60 / 1524	30 / 762	6865	7583	10278	10996
42 / 1067	60 / 1524	36 / 914	6996	7713	11155	11875
51 / 1295	48 / 1219	30 / 762	8973	9693	13974	14692
51 / 1295	48 / 1219	36 / 914	9174	9891	14671	15390
51 / 1295	60 / 1524	30 / 762	10082	10801	15082	15800
51 / 1295	60 / 1524	36 / 914	10283	11000	15781	16499
			20 USERS (20)			
42 / 1067	48 / 1219	30 / 762	7280	8087	11072	11880
42 / 1067	60 / 1524	30 / 762	7709	8517	11501	12309
51 / 1295	48 / 1219	30 / 762	10076	10885	15631	16439
51 / 1295	60 / 1524	30 / 762	11323	12131	16878	17686
			22 USERS (22)			
42 / 1067	48 / 1219	30 / 762	8076	8973	12247	13145
42 / 1067	60 / 1524	30 / 762	8552	9451	12724	13622
51 / 1295	48 / 1219	30 / 762	11178	12076	17289	18186
51 / 1295	60 / 1524	30 / 762	12565	13462	18675	19572

Pricing is continued on the following page.

Xpress

THSCD
Carrel Dividers – Double-Sided (Continued)

DIMENSIONS INCHES / MM			GLASS CONFIGURATION (GG)	
			SATIN GLASS BACK DIVISION (FB)	
			Standard Corner (S)	Radius Corner (R)
H	D	Width per User	4 USERS (04)	
42 / 1067	48 / 1219	30 / 762	1477	1566
42 / 1067	48 / 1219	36 / 914	1590	1680
42 / 1067	48 / 1219	42 / 1067	1689	1779
42 / 1067	60 / 1524	30 / 762	1525	1615
42 / 1067	60 / 1524	36 / 914	1638	1727
42 / 1067	60 / 1524	42 / 1067	1738	1828
51 / 1295	48 / 1219	30 / 762	2069	2159
51 / 1295	48 / 1219	36 / 914	2257	2347
51 / 1295	48 / 1219	42 / 1067	2419	2509
51 / 1295	60 / 1524	30 / 762	2208	2298
51 / 1295	60 / 1524	36 / 914	2396	2485
51 / 1295	60 / 1524	42 / 1067	2559	2649
			6 USERS (06)	
42 / 1067	48 / 1219	30 / 762	2502	2682
42 / 1067	48 / 1219	36 / 914	2670	2850
42 / 1067	48 / 1219	42 / 1067	2820	3000
42 / 1067	60 / 1524	30 / 762	2597	2777
42 / 1067	60 / 1524	36 / 914	2766	2946
42 / 1067	60 / 1524	42 / 1067	2916	3096
51 / 1295	48 / 1219	30 / 762	3521	3701
51 / 1295	48 / 1219	36 / 914	3804	3984
51 / 1295	48 / 1219	42 / 1067	4047	4226
51 / 1295	60 / 1524	30 / 762	3798	3979
51 / 1295	60 / 1524	36 / 914	4081	4261
51 / 1295	60 / 1524	42 / 1067	4324	4503
			8 USERS (08)	
42 / 1067	48 / 1219	30 / 762	3525	3795
42 / 1067	48 / 1219	36 / 914	3752	4021
42 / 1067	48 / 1219	42 / 1067	3952	4221
42 / 1067	60 / 1524	30 / 762	3669	3938
42 / 1067	60 / 1524	36 / 914	3895	4164
42 / 1067	60 / 1524	42 / 1067	4094	4365
51 / 1295	48 / 1219	30 / 762	4974	5243
51 / 1295	48 / 1219	36 / 914	5351	5620
51 / 1295	48 / 1219	42 / 1067	5674	5944
51 / 1295	60 / 1524	30 / 762	5389	5659
51 / 1295	60 / 1524	36 / 914	5766	6036
51 / 1295	60 / 1524	42 / 1067	6090	6360

Pricing is continued on the following page.

Xpress

THSCD

Carrel Dividers – Double-Sided (Continued)

DIMENSIONS INCHES / MM			GLASS CONFIGURATION (GG)	
			SATIN GLASS BACK DIVISION (FB)	
			Standard Corner (S)	Radius Corner (R)
H	D	Width per User	10 USERS (10)	
42 / 1067	48 / 1219	30 / 762	4551	4909
42 / 1067	48 / 1219	36 / 914	4833	5193
42 / 1067	48 / 1219	42 / 1067	5082	5442
42 / 1067	60 / 1524	30 / 762	4741	5100
42 / 1067	60 / 1524	36 / 914	5024	5383
42 / 1067	60 / 1524	42 / 1067	5272	5632
51 / 1295	48 / 1219	30 / 762	6426	6785
51 / 1295	48 / 1219	36 / 914	6897	7256
51 / 1295	48 / 1219	42 / 1067	7303	7661
51 / 1295	60 / 1524	30 / 762	6980	7340
51 / 1295	60 / 1524	36 / 914	7451	7811
51 / 1295	60 / 1524	42 / 1067	7857	8215
			12 USERS (12)	
42 / 1067	48 / 1219	30 / 762	5575	6024
42 / 1067	48 / 1219	36 / 914	5914	6363
42 / 1067	48 / 1219	42 / 1067	6213	6662
42 / 1067	60 / 1524	30 / 762	5814	6263
42 / 1067	60 / 1524	36 / 914	6152	6601
42 / 1067	60 / 1524	42 / 1067	6452	6900
51 / 1295	48 / 1219	30 / 762	7878	8328
51 / 1295	48 / 1219	36 / 914	8445	8894
51 / 1295	48 / 1219	42 / 1067	8930	9378
51 / 1295	60 / 1524	30 / 762	8572	9021
51 / 1295	60 / 1524	36 / 914	9137	9586
51 / 1295	60 / 1524	42 / 1067	9622	10072
			14 USERS (14)	
42 / 1067	48 / 1219	30 / 762	6599	7137
42 / 1067	48 / 1219	36 / 914	6996	7534
42 / 1067	48 / 1219	42 / 1067	7344	7884
42 / 1067	60 / 1524	30 / 762	6885	7424
42 / 1067	60 / 1524	36 / 914	7281	7820
42 / 1067	60 / 1524	42 / 1067	7630	8169
51 / 1295	48 / 1219	30 / 762	9332	9870
51 / 1295	48 / 1219	36 / 914	9990	10529
51 / 1295	48 / 1219	42 / 1067	10557	11096
51 / 1295	60 / 1524	30 / 762	10163	10702
51 / 1295	60 / 1524	36 / 914	10823	11361
51 / 1295	60 / 1524	42 / 1067	11389	11928

Pricing is continued on the following page.

Xpress

THSCD

Carrel Dividers – Double-Sided (Continued)

DIMENSIONS INCHES / MM			GLASS CONFIGURATION (GG)	
			SATIN GLASS BACK DIVISION (FB)	
			Standard Corner (S)	Radius Corner (R)
H	D	Width per User	16 USERS (16)	
42 / 1067	48 / 1219	30 / 762	7624	8253
42 / 1067	48 / 1219	36 / 914	8076	8704
42 / 1067	48 / 1219	42 / 1067	8476	9103
42 / 1067	60 / 1524	30 / 762	7957	8586
42 / 1067	60 / 1524	36 / 914	8409	9038
42 / 1067	60 / 1524	42 / 1067	8809	9437
51 / 1295	48 / 1219	30 / 762	10783	11412
51 / 1295	48 / 1219	36 / 914	11537	12165
51 / 1295	48 / 1219	42 / 1067	12185	12813
51 / 1295	60 / 1524	30 / 762	11753	12383
51 / 1295	60 / 1524	36 / 914	12508	13136
51 / 1295	60 / 1524	42 / 1067	13155	13783
			18 USERS (18)	
42 / 1067	48 / 1219	30 / 762	8648	9367
42 / 1067	48 / 1219	36 / 914	9157	9876
42 / 1067	60 / 1524	30 / 762	9029	9749
42 / 1067	60 / 1524	36 / 914	9539	10257
51 / 1295	48 / 1219	30 / 762	12236	12954
51 / 1295	48 / 1219	36 / 914	13083	13803
51 / 1295	60 / 1524	30 / 762	13344	14063
51 / 1295	60 / 1524	36 / 914	14193	14911
			20 USERS (20)	
42 / 1067	48 / 1219	30 / 762	9672	10480
42 / 1067	60 / 1524	30 / 762	10102	10909
51 / 1295	48 / 1219	30 / 762	13688	14497
51 / 1295	60 / 1524	30 / 762	14935	15743
			22 USERS (22)	
42 / 1067	48 / 1219	30 / 762	10698	11595
42 / 1067	60 / 1524	30 / 762	11174	12071
51 / 1295	48 / 1219	30 / 762	15141	16038
51 / 1295	60 / 1524	30 / 762	16527	17424

Pricing is continued on the following page.

Xpress

THSCD

Carrel Dividers – Double-Sided (Continued)

DIMENSIONS INCHES / MM			GLASS WITH SOLID RETURN CONFIGURATION (GS)		UPCHARGE FLINTWOOD LATERAL DIVISION
			SATIN GLASS BACK DIVISION (FB)		
			Standard Corner (S)	Radius Corner (R)	
H	D	Width per User	4 USERS (04)		
42 / 1067	48 / 1219	30 / 762	1065	1065	721
42 / 1067	48 / 1219	36 / 914	1177	1177	721
42 / 1067	48 / 1219	42 / 1067	1277	1277	721
42 / 1067	60 / 1524	30 / 762	1094	1094	758
42 / 1067	60 / 1524	36 / 914	1206	1206	758
42 / 1067	60 / 1524	42 / 1067	1306	1306	758
51 / 1295	48 / 1219	30 / 762	1489	1489	954
51 / 1295	48 / 1219	36 / 914	1678	1678	954
51 / 1295	48 / 1219	42 / 1067	1839	1839	954
51 / 1295	60 / 1524	30 / 762	1532	1532	1112
51 / 1295	60 / 1524	36 / 914	1720	1720	1112
51 / 1295	60 / 1524	42 / 1067	1882	1882	1112
			6 USERS (06)		
42 / 1067	48 / 1219	30 / 762	1677	1677	1442
42 / 1067	48 / 1219	36 / 914	1845	1845	1442
42 / 1067	48 / 1219	42 / 1067	1995	1995	1442
42 / 1067	60 / 1524	30 / 762	1735	1735	1514
42 / 1067	60 / 1524	36 / 914	1903	1903	1514
42 / 1067	60 / 1524	42 / 1067	2053	2053	1514
51 / 1295	48 / 1219	30 / 762	2362	2362	1909
51 / 1295	48 / 1219	36 / 914	2643	2643	1909
51 / 1295	48 / 1219	42 / 1067	2887	2887	1909
51 / 1295	60 / 1524	30 / 762	2448	2448	2224
51 / 1295	60 / 1524	36 / 914	2730	2730	2224
51 / 1295	60 / 1524	42 / 1067	2974	2974	2224
			8 USERS (08)		
42 / 1067	48 / 1219	30 / 762	2288	2288	2162
42 / 1067	48 / 1219	36 / 914	2514	2514	2162
42 / 1067	48 / 1219	42 / 1067	2715	2715	2162
42 / 1067	60 / 1524	30 / 762	2375	2375	2272
42 / 1067	60 / 1524	36 / 914	2601	2601	2272
42 / 1067	60 / 1524	42 / 1067	2800	2800	2272
51 / 1295	48 / 1219	30 / 762	3234	3234	2864
51 / 1295	48 / 1219	36 / 914	3611	3611	2864
51 / 1295	48 / 1219	42 / 1067	3935	3935	2864
51 / 1295	60 / 1524	30 / 762	3364	3364	3336
51 / 1295	60 / 1524	36 / 914	3740	3740	3336
51 / 1295	60 / 1524	42 / 1067	4064	4064	3336

Pricing is continued on the following page.

Xpress

THSCD
Carrel Dividers – Double-Sided (Continued)

DIMENSIONS INCHES / MM			GLASS WITH SOLID RETURN CONFIGURATION (GS)		UPCHARGE FLINTWOOD LATERAL DIVISION
			SATIN GLASS BACK DIVISION (FB)		
			Standard Corner (S)	Radius Corner (R)	
H	D	Width per User	10 USERS (10)		
42 / 1067	48 / 1219	30 / 762	2901	2901	2882
42 / 1067	48 / 1219	36 / 914	3183	3183	2882
42 / 1067	48 / 1219	42 / 1067	3432	3432	2882
42 / 1067	60 / 1524	30 / 762	3016	3016	3029
42 / 1067	60 / 1524	36 / 914	3299	3299	3029
42 / 1067	60 / 1524	42 / 1067	3548	3548	3029
51 / 1295	48 / 1219	30 / 762	4107	4107	3819
51 / 1295	48 / 1219	36 / 914	4579	4579	3819
51 / 1295	48 / 1219	42 / 1067	4982	4982	3819
51 / 1295	60 / 1524	30 / 762	4280	4280	4447
51 / 1295	60 / 1524	36 / 914	4751	4751	4447
51 / 1295	60 / 1524	42 / 1067	5155	5155	4447
			12 USERS (12)		
42 / 1067	48 / 1219	30 / 762	3513	3513	3604
42 / 1067	48 / 1219	36 / 914	3852	3852	3604
42 / 1067	48 / 1219	42 / 1067	4151	4151	3604
42 / 1067	60 / 1524	30 / 762	3656	3656	3787
42 / 1067	60 / 1524	36 / 914	3996	3996	3787
42 / 1067	60 / 1524	42 / 1067	4295	4295	3787
51 / 1295	48 / 1219	30 / 762	4979	4979	4773
51 / 1295	48 / 1219	36 / 914	5544	5544	4773
51 / 1295	48 / 1219	42 / 1067	6030	6030	4773
51 / 1295	60 / 1524	30 / 762	5196	5196	5561
51 / 1295	60 / 1524	36 / 914	5761	5761	5561
51 / 1295	60 / 1524	42 / 1067	6246	6246	5561
			14 USERS (14)		
42 / 1067	48 / 1219	30 / 762	4124	4124	4324
42 / 1067	48 / 1219	36 / 914	4521	4521	4324
42 / 1067	48 / 1219	42 / 1067	4870	4870	4324
42 / 1067	60 / 1524	30 / 762	4297	4297	4543
42 / 1067	60 / 1524	36 / 914	4693	4693	4543
42 / 1067	60 / 1524	42 / 1067	5043	5043	4543
51 / 1295	48 / 1219	30 / 762	5852	5852	5728
51 / 1295	48 / 1219	36 / 914	6512	6512	5728
51 / 1295	48 / 1219	42 / 1067	7077	7077	5728
51 / 1295	60 / 1524	30 / 762	6112	6112	6673
51 / 1295	60 / 1524	36 / 914	6771	6771	6673
51 / 1295	60 / 1524	42 / 1067	7338	7338	6673

Pricing is continued on the following page.

Xpress

THSCD

Carrel Dividers – Double-Sided (Continued)

DIMENSIONS INCHES / MM			GLASS WITH SOLID RETURN CONFIGURATION (GS)		UPCHARGE FLINTWOOD LATERAL DIVISION
			SATIN GLASS BACK DIVISION (FB)		
			Standard Corner (S)	Radius Corner (R)	
H	D	Width per User	16 USERS (16)		
42 / 1067	48 / 1219	30 / 762	4737	4737	5045
42 / 1067	48 / 1219	36 / 914	5189	5189	5045
42 / 1067	48 / 1219	42 / 1067	5588	5588	5045
42 / 1067	60 / 1524	30 / 762	4938	4938	5300
42 / 1067	60 / 1524	36 / 914	5390	5390	5300
42 / 1067	60 / 1524	42 / 1067	5790	5790	5300
51 / 1295	48 / 1219	30 / 762	6724	6724	6682
51 / 1295	48 / 1219	36 / 914	7478	7478	6682
51 / 1295	48 / 1219	42 / 1067	8127	8127	6682
51 / 1295	60 / 1524	30 / 762	7028	7028	7784
51 / 1295	60 / 1524	36 / 914	7781	7781	7784
51 / 1295	60 / 1524	42 / 1067	8428	8428	7784
			18 USERS (18)		
42 / 1067	48 / 1219	30 / 762	5349	5349	5765
42 / 1067	48 / 1219	36 / 914	5857	5857	5765
42 / 1067	60 / 1524	30 / 762	5579	5579	6058
42 / 1067	60 / 1524	36 / 914	6088	6088	6058
51 / 1295	48 / 1219	30 / 762	7597	7597	7637
51 / 1295	48 / 1219	36 / 914	8446	8446	7637
51 / 1295	60 / 1524	30 / 762	7944	7944	8897
51 / 1295	60 / 1524	36 / 914	8791	8791	8897
			20 USERS (20)		
42 / 1067	48 / 1219	30 / 762	5961	5961	6486
42 / 1067	60 / 1524	30 / 762	6219	6219	6815
51 / 1295	48 / 1219	30 / 762	8469	8469	8592
51 / 1295	60 / 1524	30 / 762	8859	8859	10008
			22 USERS (22)		
42 / 1067	48 / 1219	30 / 762	6572	6572	7207
42 / 1067	60 / 1524	30 / 762	6861	6861	7572
51 / 1295	48 / 1219	30 / 762	9342	9342	9546
51 / 1295	60 / 1524	30 / 762	9775	9775	11120

Xpress

THSDD

ADA Carrel Dividers – Double-Sided

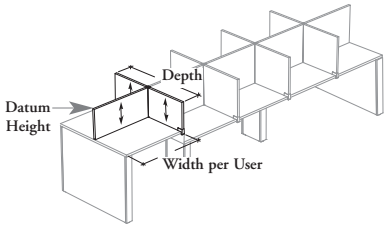

Solid Dividers (SS)

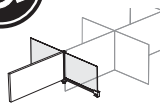

Solid with Glass Return Dividers (SG)

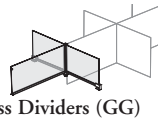

Glass Dividers (GG)

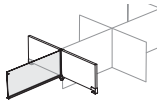

Glass with Solid Return Dividers (GS)

Carrel Dividers provide space division for specifically ADA Extension.

WHAT'S INCLUDED
glass and/or solid screens pieces, columns, extrusions (for glass screen), worksurface connectors, and mounting hardware.

WHAT'S EXCLUDED
Double-Sided ADA Extension for Library Table, Solid Supporting End Screen, and End Screens.

NOTES
The solid panels are 1" thick. The glass is 1/4" (6 mm) thick tempered glass and is available in Satin (FB) finish only.

All screens must always be specified with the same datum line.

Carrel End Screens or Carrel Supporting End Screens must be specified with ADA mounting option (A) to be compatible with ADA Carrel Dividers.

Not all corner details and division finishes are available in Xpress, Please see Xpress catalogue and/or specification software for details.

PRODUCT OPTIONS

Carrel Configuration	Datum Height	Depth	User Quantity	Width per User	Corner Detail	Back Division Finish	Lateral Division Finish	Hardware Finish
SS Solid	**42** (9" high screen)	48, 60	02	36, 42	**R** Radius	**FB** Satin Glass	**FB** Satin Glass	Foundation
SG Solid with Glass Return	**51** (18" high screen)				**S** Standard (Shown)	Source Laminate	Source Laminate	Mica
GG Glass						Flintwood	Flintwood	
GS Glass with Solid Return								

SAMPLE ORDER CODE

THSDD GS	51	48	02	42	R	FB	XS	E

DIMENSIONS INCHES / MM — **PRICING**

H	D	Width per User	SOLID CONFIGURATION (SS) — SOURCE LAMINATE BACK DIVISION: Standard Corner (S)	SOURCE LAMINATE BACK DIVISION: Radius Corner (R)	FLINTWOOD BACK DIVISION: Standard Corner (S)	FLINTWOOD BACK DIVISION: Radius Corner (R)	UPCHARGE FLINTWOOD LATERAL DIVISION
42 / 1067	48 / 1219	36 / 914	337	337	710	710	642
42 / 1067	48 / 1219	42 / 1067	342	342	735	735	642
42 / 1067	60 / 1524	36 / 914	347	347	721	721	679
42 / 1067	60 / 1524	42 / 1067	351	351	745	745	679
51 / 1295	48 / 1219	36 / 914	487	487	1043	1043	913
51 / 1295	48 / 1219	42 / 1067	507	507	1111	1111	913
51 / 1295	60 / 1524	36 / 914	525	525	1080	1080	963
51 / 1295	60 / 1524	42 / 1067	543	543	1147	1147	963

Pricing is continued on the following page.

Xpress

THSDD

ADA Carrel Dividers – Double-Sided (Continued)

DIMENSIONS INCHES / MM

PRICING

H	D	Width per User	SOLID WITH GLASS RETURN CONFIGURATION (SG) – SOURCE LAMINATE BACK DIVISION: Standard Corner (S)	SOURCE LAMINATE BACK DIVISION: Radius Corner (R)	FLINTWOOD BACK DIVISION: Standard Corner (S)	FLINTWOOD BACK DIVISION: Radius Corner (R)
42 / 1067	48 / 1219	36 / 914	776	865	1150	1239
42 / 1067	48 / 1219	42 / 1067	781	869	1174	1264
42 / 1067	60 / 1524	36 / 914	793	883	1166	1256
42 / 1067	60 / 1524	42 / 1067	797	887	1191	1280
51 / 1295	48 / 1219	36 / 914	965	1054	1520	1610
51 / 1295	48 / 1219	42 / 1067	983	1073	1588	1678
51 / 1295	60 / 1524	36 / 914	1077	1167	1633	1722
51 / 1295	60 / 1524	42 / 1067	1097	1186	1702	1792

			GLASS CONFIGURATION (GG) – SATIN GLASS BACK DIVISION (FB): Standard Corner (S)	SATIN GLASS BACK DIVISION (FB): Radius Corner (R)
42 / 1067	48 / 1219	36 / 914	1073	1163
42 / 1067	48 / 1219	42 / 1067	1113	1203
42 / 1067	60 / 1524	36 / 914	1090	1180
42 / 1067	60 / 1524	42 / 1067	1130	1220
51 / 1295	48 / 1219	36 / 914	1366	1456
51 / 1295	48 / 1219	42 / 1067	1431	1521
51 / 1295	60 / 1524	36 / 914	1479	1569
51 / 1295	60 / 1524	42 / 1067	1544	1634

			GLASS WITH SOLID RETURN CONFIGURATION (GS) – SATIN GLASS BACK DIVISION (FB): Standard Corner (S)	SATIN GLASS BACK DIVISION (FB): Radius Corner (R)	UPCHARGE FLINTWOOD LATERAL DIVISION
42 / 1067	48 / 1219	36 / 914	634	634	642
42 / 1067	48 / 1219	42 / 1067	674	674	642
42 / 1067	60 / 1524	36 / 914	644	644	679
42 / 1067	60 / 1524	42 / 1067	684	684	679
51 / 1295	48 / 1219	36 / 914	889	889	913
51 / 1295	48 / 1219	42 / 1067	954	954	913
51 / 1295	60 / 1524	36 / 914	925	925	963
51 / 1295	60 / 1524	42 / 1067	990	990	963

THSAG
Add-On Screen – Glass

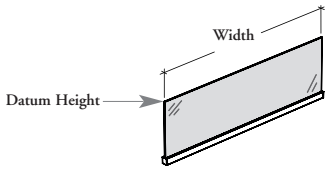

This screen provides central space division. It provides lighter, frameless alternative to Add-On Framed Screen.

WHAT'S INCLUDED
1 glass screen, support frame, and hardware.

NOTES
The glass is 1/4" (6 mm) thick tempered glass and is available in Frosted (FT) and Satin (FB) finishes.

Screen width must be on-module for one or two users and should follow worksurface sections.

PRODUCT OPTIONS

Height	Width	Glass Finish	Frame Finish
09 (42" high datum line with ADA height application)	30, 36, 42 (1 user)	**FB** Satin	Foundation
13 (42" high datum line with Standard height application)	60, 72, 84 (2 users)	**FT** Frosted	Mica

SAMPLE ORDER CODE

THSAG 09	42	FB	7

DIMENSIONS INCHES / MM		PRICING	
H	W	FROSTED GLASS (FT)	SATIN GLASS (FB)
9 / 229	36 / 914	315	381
9 / 229	42 / 1067	344	422
13 / 330	30 / 762	314	385
13 / 330	36 / 914	349	435
13 / 330	42 / 1067	385	487
13 / 330	60 / 1524	492	635
13 / 330	72 / 1829	587	761
13 / 330	84 / 2134	683	884

Xpress

THSAS
Add-On Screen – Solid

This screen provides central space division. It frameless alternative to Add-On Framed Screen.

WHAT'S INCLUDED
1 solid screen, support frame, and hardware.

NOTES
The solid panel is 11/16" thick.

Screen width must be on-module for one or two users and should follow worksurface sections.

Not all finishes are available in Xpress, Please see Xpress catalogue and/or specification software for details.

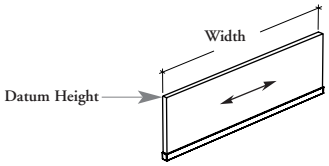

PRODUCT OPTIONS

Height	Width	Screen Finish	Frame Finish
09 (42" high datum line with ADA height application) **13** (42" high datum line with Standard height application)	30, 36, 42 (1 user) 60, 72, 84 (2 users)	Source Laminate Flintwood	Foundation Mica

SAMPLE ORDER CODE

THSAS 09	42	XG	V

DIMENSIONS INCHES / MM

PRICING

H	W	SOURCE LAMINATE	FLINTWOOD
9 / 229	36 / 914	229	767
9 / 229	42 / 1067	252	814
13 / 330	30 / 762	225	781
13 / 330	36 / 914	244	929
13 / 330	42 / 1067	267	986
13 / 330	60 / 1524	335	1224
13 / 330	72 / 1829	369	1450
13 / 330	84 / 2134	404	1609

THSFG
Add-On Framed Screen – Glass

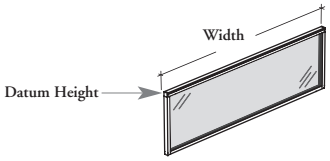

This screen provides central space division.

WHAT'S INCLUDED
2 glass infills, extrusions, and mounting hardware.

NOTES
Frosted (FT) is a single-sided etched glass which is facing inward of the screen assembly and if facing outward it create a Satin (FB) finish.

Screen width must be on-module for one or two users and should follow worksurface sections.

PRODUCT OPTIONS

Height	Width	Frame Finish	Glass Finish
09 (42" high datum line with ADA height application) **13** (42" high datum line with Standard height application)	30, 36, 42 (1 user) 60, 72, 84 (2 users)	Foundation Mica	**FT** Frosted Back-Painted

SAMPLE ORDER CODE

THSFG 13	**84**	**7**	**K1**

DIMENSIONS INCHES / MM / **PRICING**

H	W	Frosted (FT)/ Back-Painted Glass
9 / 229	36 / 914	438
9 / 229	42 / 1067	481
13 / 330	30 / 762	463
13 / 330	36 / 914	520
13 / 330	42 / 1067	579
13 / 330	60 / 1524	802
13 / 330	72 / 1829	918
13 / 330	84 / 2134	1035

Xpress

THSFF
Add-On Framed Screen – Fabric

This screen provides central space division.

WHAT'S INCLUDED
2 fabric infills, extrusions, and mounting hardware.

NOTES
All fabric screens have the same fabric on the both sides.

Screen width must be on-module for one or two users and should follow worksurface sections.

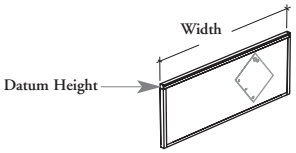

PRODUCT OPTIONS

Height	Width	Element Finish	Frame Finish
09 (42" high datum line with ADA height application) **13** (42" high datum line with Standard height application)	30, 36, 42 (1 user) 60, 72, 84 (2 users)	Panel Fabric	Foundation Mica

SAMPLE ORDER CODE

THSFF 09	**36**	**E351**	**7**

DIMENSIONS INCHES / MM

PRICING

H	W	A/COM	Gr. 1	Gr. 2	Gr. 3	Gr. 4	Gr. 5	Gr. 7
9 / 229	36 / 914	328	343	365	380	418	455	511
9 / 229	42 / 1067	346	359	382	402	445	487	552
13 / 330	30 / 762	349	363	384	402	440	479	538
13 / 330	36 / 914	363	380	405	422	464	506	570
13 / 330	42 / 1067	384	398	424	446	493	540	612
13 / 330	60 / 1524	473	495	530	560	625	691	791
13 / 330	72 / 1829	508	531	569	604	677	750	861
13 / 330	84 / 2134	537	567	609	645	723	801	918

Xpress

THSRC

Retrofit Cover for Library Table with Dividers

This cover allows to cover holes on Library Tables with division functionality.

WHAT'S INCLUDED
extrusions (as specified), 2 caps, and mounting hardware.

NOTES
Retrofit Cover must be specified the user quantity and width per user as the Library Table.

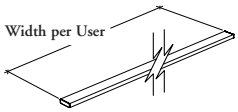

PRODUCT OPTIONS

Configuration	User Quantity	Width per User	Finish
SS **Single-Sided Library Table Application:** 02, 03, 04, 05, 06, 07, 08, 09, 10 or 11 user quantity **DS** **Double-Sided Library Table Applications:** 04, 06, 08, 10, 12, 14, 16, 18, 20 or 22 user quantity **SA** **Single-Sided ADA Extension for Library Table Application:** 01 user quantity **DA** **Double-Sided ADA Extension for Library Table Application:** 02 user quantity	01, 02, 03, 04, 05, 06, 07, 08, 09, 10, 11, 12, 14, 16, 18, 20, 22	30, 36, 42	Foundation Mica

SAMPLE ORDER CODE

THSRC SS	06	42	E

DIMENSIONS INCHES / MM

PRICING

SINGLE- OR DOUBLE-SIDED ADA EXTENSION FOR LIBRARY TABLE APPLICATION (SA/DA)

W	1 or 2 USERS Foundation	1 or 2 USERS Mica
36 / 914	24	26
42 / 1067	28	30

SINGLE- OR DOUBLE-SIDED LIBRARY TABLE APPLICATION (SS/DS)

	2 or 4 USERS		3 or 6 USERS		4 or 8 USERS		5 or 10 USERS	
	Foundation	Mica	Foundation	Mica	Foundation	Mica	Foundation	Mica
30 / 762	38	41	59	63	78	84	97	105
36 / 914	47	51	69	75	93	99	117	125
42 / 1067	55	59	83	89	109	117	136	147

	6 or 12 USERS		7 or 14 USERS		8 or 16 USERS		9 or 18 USERS	
	Foundation	Mica	Foundation	Mica	Foundation	Mica	Foundation	Mica
30 / 762	117	125	136	147	155	166	176	188
36 / 914	140	150	162	176	186	200	210	225
42 / 1067	162	176	190	205	217	233	n/a	n/a

	10 or 20 USERS		11 or 22 USERS	
	Foundation	Mica	Foundation	Mica
30 / 762	194	209	214	229
36 / 914	n/a	n/a	n/a	n/a

lighting, electrics & communications

lighting, electrics & communications

PRODUCT MAP 266

LIGHTING, ELECTRICS & COMMUNICATIONS OVERVIEW 269

LED READING LAMP BASICS 270

POWER & DATA DISTRIBUTION 271

SPECIFYING CORRECT POWER HARNESS LENGTH 276

POWER KIT COMPONENTS 278

POWER KIT DISTRIBUTION 279

SPECIFYING CORRECT POWER KIT – LIBRARY TABLE 282

WIRING SYSTEMS 294

PRODUCT LISTING 296

product map

T H E R L LED Reading Lamp

Page 296
Length: 78"

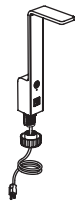

T H E P C Power Cube

Page 297
Length: 118"

T H E P M Power/Data Center

Page 298
Length: 72" or 120"

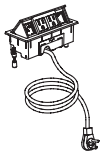

T H E P P Underworksurface Plug-In Power Bar

Page 299
Length: 72" or 180"

T H E P D Communication Box

Page 300

T H E P B Power Box

Page 301

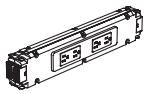

T H E C P Power Harness

Page 302
Length: 30" – 156"

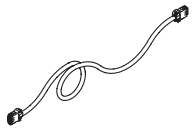

T H E C B Base Feed

Page 304
Length: 36" – 84"

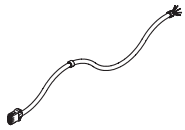

T H E C E Power Harness Extension

Page 306
Length: 24" – 156"



T H E P K L Power Kit – Library Table

Page 308

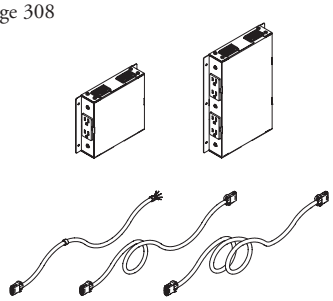

T H E P K E Base Feed Extension Harness – Library Table

Page 310

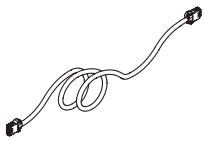

T H E P K P Power Kit – Peninsula Worksurface for Library Table

Page 311

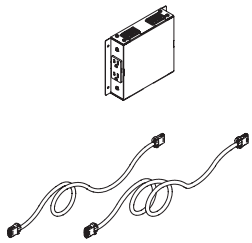

product map (continued)

T H E P K A Power Kit – ADA Extension for Library Table

Page 312

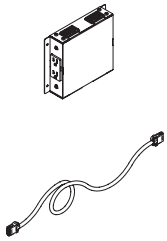

T H E M L Wire Management Cover – Adaptable Leg

Page 314

T H E M P Base Feed Power Pole

Page 315

T H E M B Floor Box Cover

Page 316
Depth: 3" / Width: 12 1/2"/ Height: 8"

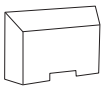

T H E M C Wire Management Clips

Page 317

T H E M W Cable Tray

Page 318



T H E G Q Square Grommet

Page 319

T H E T C Cable Pass-Through Cover

Page 320

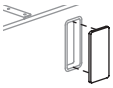

lighting, electrics & communications overview

Particular attention should be paid to the correct selection of electrical components. You should follow the steps given on this page.

1. Select the workstation configuration
2. Select the appropriate power outlets and plug-ins for your particular workstation configuration. A variety of products are available to provide access to power and communications under or above the worksurface
3. Choose three-wire system as plug-in system or

   choose between the six shielded wiring systems:
   - The four-wire system (4B) has two standard circuits.
   - The five-wire system (5D) has three standard circuits.
   - The seven-wire system (7K) has four standard circuits with two neutrals.
   - The seven-wire system (7G) has two standard circuits and one isolated circuit.
   - The eight-wire system (8N) has two standard circuits with separate neutrals and one isolated circuit.
   - The eight-wire system (8T) has three standard circuits and one isolated circuit.
   - The eight-wire system (8K) has two standard circuits and two isolated circuits.
4. Determine the number of power sources required and their location, then select the required feed (base)
5. Select the required products to connect power components

Learning Tables Application
Shielded wiring systems (4B, 5D, 7G, 8N, 8T or 8K) or plug-in system can be specified underneath all Worksurfaces

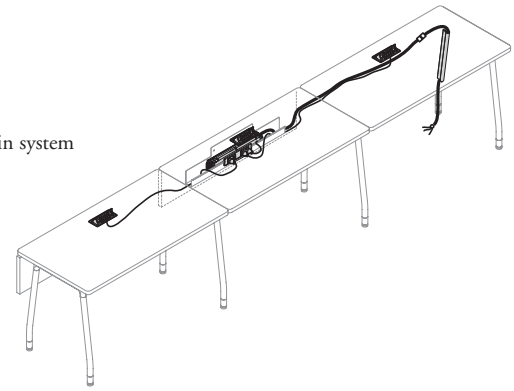

Professor Desks or Hub Tables Application
Only the plug-in system can be specified underneath desks or tables

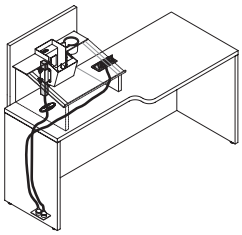

Library Tables Application
Shielded wiring system (7K) or plug-in system can be specified underneath Library Tables

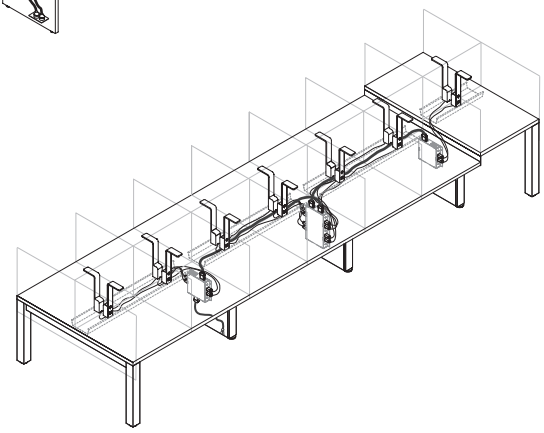

LED reading lamp basics

Thesis lighting solutions answer all task illumination needs. LED panels provide high quality lighting over worksurface.

- The Square Grommet option must be specified on tables for installation of the LED Reading Lamp or the Square Grommet must be specified separately and installed on-site
- **Cannot** be installed on Flip-Top Tables
- Check local codes for potential limits or restrictions on products and local authority approval may be required prior to use
- Some jurisdictions require Resettable Breakers. Check local codes
- All dimensions are actual

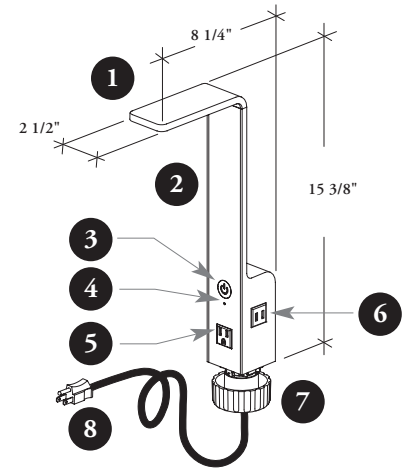

1 LED Flat Panel

- Directional light with no multi-glare or shadows
- 8 watts LED panel provides 900 LUX at worksurface level
- Cool White Light
- Life span of 60,000 hours
- Light spread optimized for reading task (up to 30" deep worksurface)

2 Lamp Casing and Power Supply

- Power Supply is integrated into the case
- An opening in the back of the lamp allows to route a cable at the time of the installation
- Lamp is made with 80% of recyclable materials
- The casing is constructed in aluminum and parts are in polymer
- Available in Soft Gris (26) color only

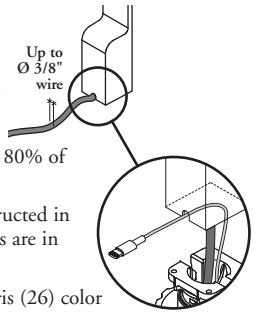

3 ON/OFF Soft-Touch Button

- Activate by light pressure and feature no moveable parts
- 3 hours Auto-Off delay

4 Power Indicator

Blue LED Power Indicator

5 Simplex Receptacle

- 120 volts
- 11.8 AMP convenience outlet for charging ability (laptop, mobile phone, tablet, etc)

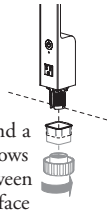

7 Base Fixation

- Fits into Square Grommet and a twistable attachment ring allows to tight the lamp casing between the top and bottom worksurface
- The fixation is opened in the center to allow wire management
- Coordinate color with Lamp Casing

6 USB Charger

- Two USB Charger vertical ports
- Is always positionned on right side of the lamp

8 Power Cord

- Includes a 78" cord length with straight plug
- Directly attached to the light
- Finished in Black

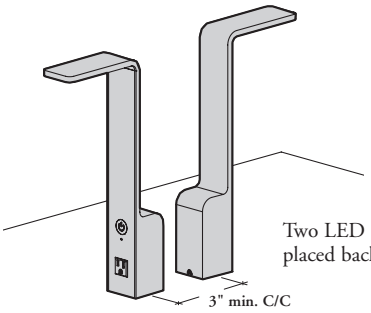

Two LED Reading Lamps can be placed back-to-back

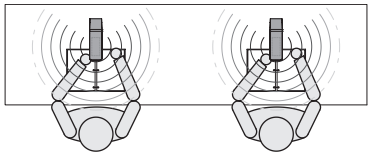

When LED Reading Light is specified, table must feature one grommet per user to ensure proper light beam area

Clearance

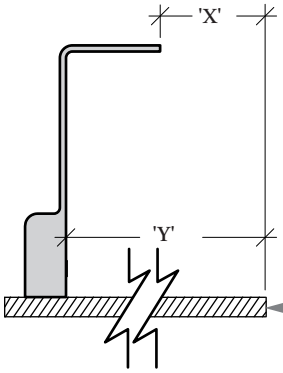

Hub Table

Depth	Single-Sided 'X'	Single-Sided 'Y'	Depth	Double-Sided 'X'	Double-Sided 'Y'
20"	8 7/8"	14 5/8"	42"	11 1/2"	17 1/4"
24"	12 7/8"	18 5/8"	48"	14 1/2"	20 1/4"

Library Table

24"	13 1/2"	19 1/4"	48"	14 5/8"	20 3/8"
30"	19 1/2"	25 1/4"	60"	20 5/8"	26 3/8"

power & data distribution

Thesis offers a wide variety of components for efficient and discreet management of electrical wiring and communication cables. Components can be installed to run cables from the floor or the wall, and power outlets and data jacks can be installed on top or under the worksurface.

- The Built-In Cable Tray on Modesty Panels and Wire Management Cover for Adaptable Leg allow routing cables from Learning Table to another
- All products below can be specified separately

Power Cube (THEPC)

- Provides power, data or USB access above or below worksurface and can be used with Learning, Library and Hub Tables
- Two mounting options are available:
  - Square Grommet (Q) (at worksurface level)
  - Under Worksurface (U)
- At Worksurface Level mounting option: fits into Square Grommet Ring and a twistable attachment ring allows to tight the Cube casing between the top and bottom worksurface. The Square Grommet option must be specified on tables for installation
- Under Worksurface mounting option: fixed underneath worksurface with underworksurface bracket and hardware
- Can be specified one per user or between two users
- Three configurations can be specified:
  - Two simplex receptacles (Power/Power (P))
  - One simplex receptacle and one communication opening (Power/Data (D))
  - One simplex receptacle and two USB vertical ports (Power/USB (U))

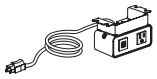

- Voice/Data jack is not included and must be field supplied and installed
- Plugs directly into standard receptacle
- This product includes 120" power cord with straight plug
- Each side casing comes with slot that allows wire management
- Case and Front are available in Foundation, Mica or Accent colors
- When Under Worksurface (U) option is specified, the underworksurface bracket will match the Case and Front finish

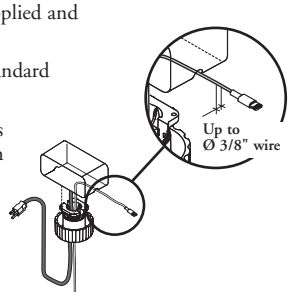

Two Power Cubes can be placed back-to-back

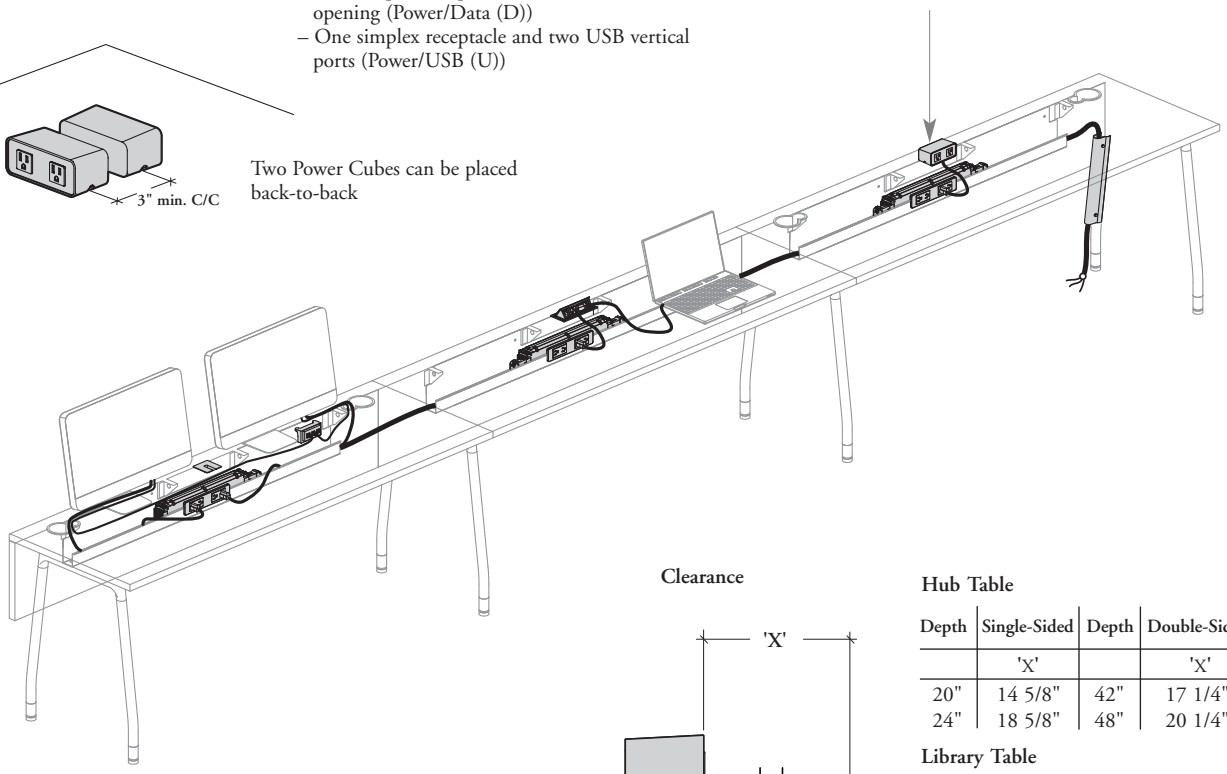

Clearance

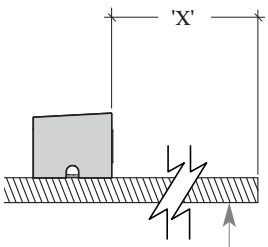

Hub Table

Depth	Single-Sided	Depth	Double-Sided
	'X'		'X'
20"	14 5/8"	42"	17 1/4"
24"	18 5/8"	48"	20 1/4"

Library Table

24"	19 1/4"	48"	20 3/8"
30"	25 1/4"	60"	26 3/8"

power & data distribution (continued)

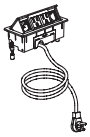

Power/Data Center (THEPM)

- Opens up through the worksurface to provide access to electrics on all Learning or Study Tables. Close position allow the use of the entire worksurface
- Can also be specified as an option on tables. The surface will come with pre-drilled holes for easy installation on-site
- Features two simplex receptacles and two communication openings
- Can also be field-installed as per template included
- Voice/Data jacks are not included and must be field supplied and installed
- Plugs directly into standard receptacles
- This product includes a 72" or 120" cord lenght with flat 45° plug
- Finished in Soft Gris or Black

Wire Management Cover – Adaptable Leg (THEML)

- May be used for Base Feed
- Must be specified when Base Feed (THECB) is used
- In-feeds are not included
- Mounted vertically on Adaptable Legs, High Tables or Flip-Top Tables only
- Available in Foundation or Mica colors

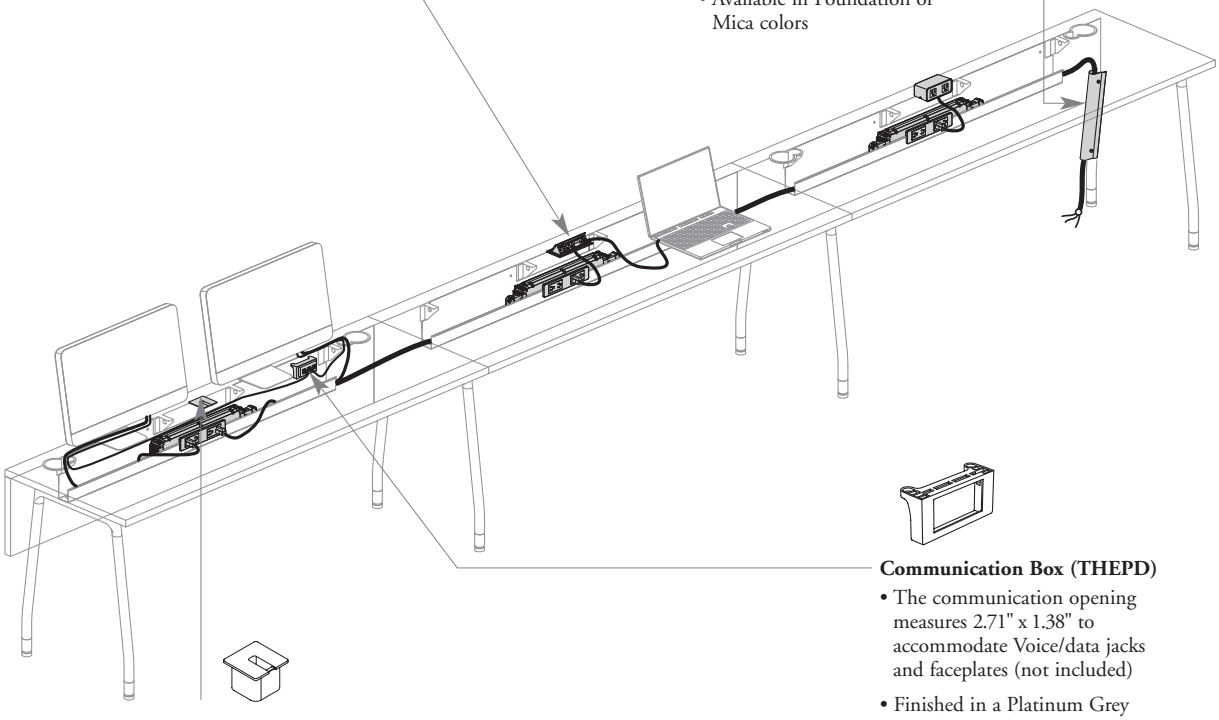

Communication Box (THEPD)

- The communication opening measures 2.71" x 1.38" to accommodate Voice/data jacks and faceplates (not included)
- Finished in a Platinum Grey coordinate color

Square Grommets (THEGQ)

- Can also be specified as an option on tables. The surface will come with pre-drilled holes for easy installation on-site
- Grommet can be field-installed if specified separately as per template provided
- The Square Grommet Ring allows installation of a LED Reading Lamp (THERL) and Power Cube (THEPC), which are not included and must be specified separately
- Cover can be secured in place with provided wood screws
- Cover is in Aluminum and available in Foundation, Mica or Accent colors
- The plastic Ring is available in Coordinate Soft Gris (B) only
- **Square Grommet Application:**

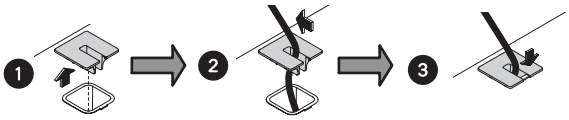

power & data distribution (continued)

- Can only be used with Learning Worksurfaces. **Cannot** be used with Rectangular Flip-Top Tables
- All tables must be linked together with appropriate hardware when sharing electrics
- Do not energize from more than one source, it may cause serious injury
- All products below can be specified separately

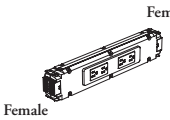

4B, 5D, 7G, 8N, 8T or 8K

Power Box (THEPB)

- Provides power access, under worksurface, to the Learning Tables
- **Cannot** be used with Library Tables or Hub Tables
- Equipped with four female connectors in order to facilitate 1 "in" and up to 3 "outs" in a non-directional configuration
- Available with two grey duplexes providing a total of four outlets. Connects up to four pieces of electrical equipment
- Available in single-sided version for individual positioning
- Only the Flush Modesty Panels with Built-In Cable Tray (THCLAF, THCMMF) can be specified for the installation of the Power Box
- Casual Modesty Panel with Built-In Cable Tray (THCLAC, THCMMC) can also be allowed when a Trapeze Worksurface is specified or when Rectangular Worksurfaces is used in Back-to-Back Configuration
- Finished in a Platinum Coordinate

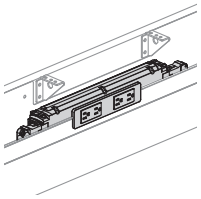

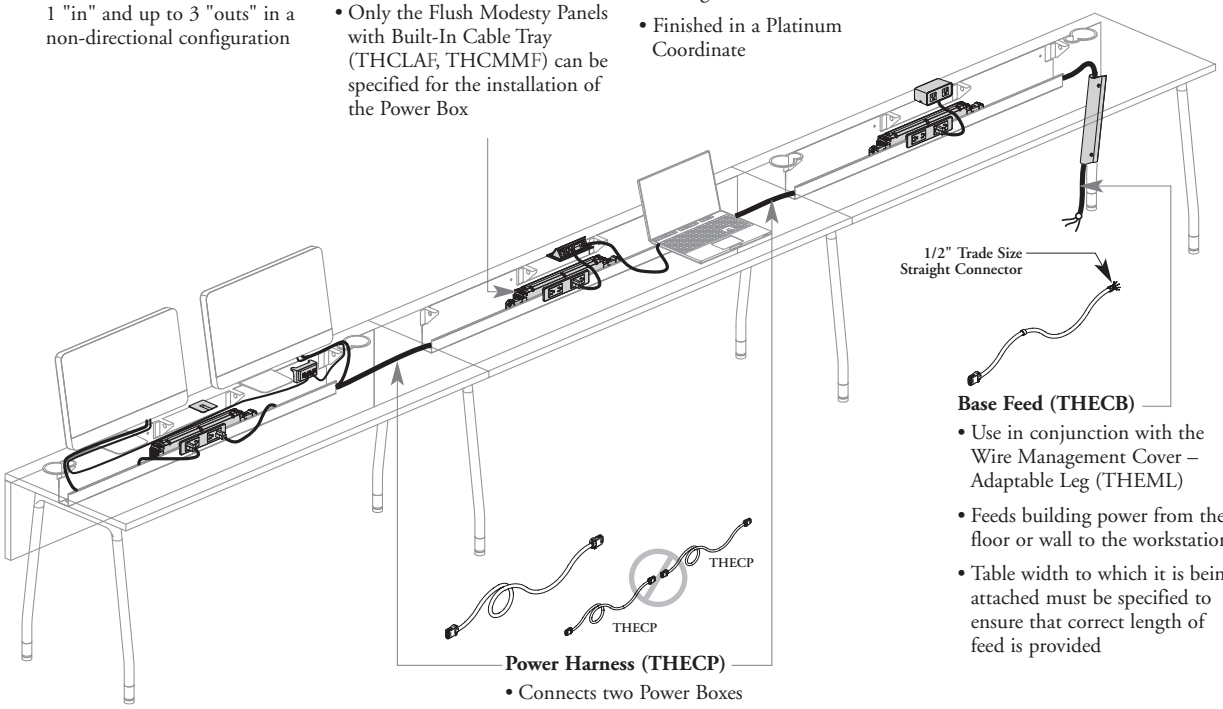

Base Feed (THECB)

- Use in conjunction with the Wire Management Cover – Adaptable Leg (THEML)
- Feeds building power from the floor or wall to the workstation
- Table width to which it is being attached must be specified to ensure that correct length of feed is provided

Power Harness (THECP)

- Connects two Power Boxes
- Available in 3" increments up to a maximum length of 156"

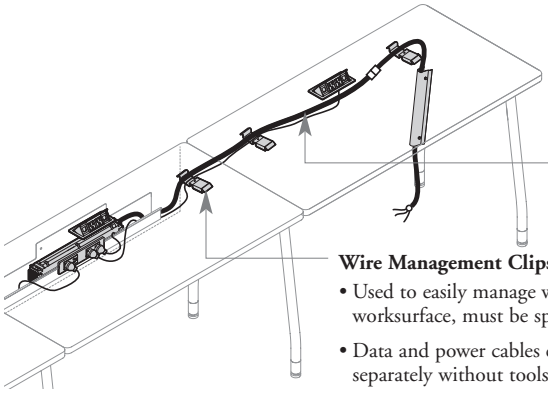

Wire Management Clips (THEMC)

- Used to easily manage wires underneath the worksurface, must be specified separately
- Data and power cables can be managed separately without tools
- Available from Complements: *Teknion's Ergonomic & Accessories* program

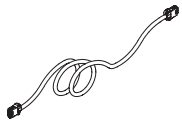

Power Harness Extension (THECE)

- Could be used as an extension with Power Harness (THECP), if two Power Box are not adjacent and total length exceeds maximum length available
- Could be used as an extension with Base Feed (THECB) when Power Box is not adjacent
- Available in 3" increments up to a maximum length of 138"

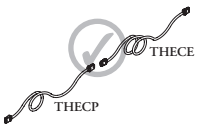

power & data distribution (continued)

- All products below can be specified separately
- All dimensions are actual

Base Feed Power Pole (THEMP)

- May be used to feed building power from the floor or wall to the workstation
- In-feeds are not included
- Included divider can be used to separate electrical wires and communication cables
- Can be mounted to the inner side of a gable or full-height modesty panel on Professor Desks or Hub Tables
- Can also be mounted on Library Tables specified with End Gables, Rectangular Bases or Carrel Supporting End Screens
- Available in Foundation, Mica or Coordinate Colors. See Coordinate Colors listing on page 35

Base Feed Power Pole Divider

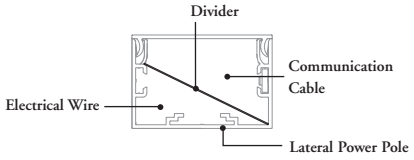

Data/Communication Cable Capacity

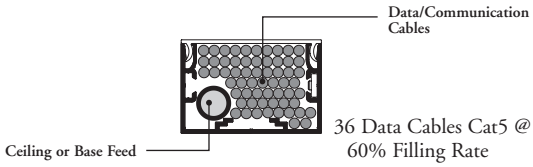

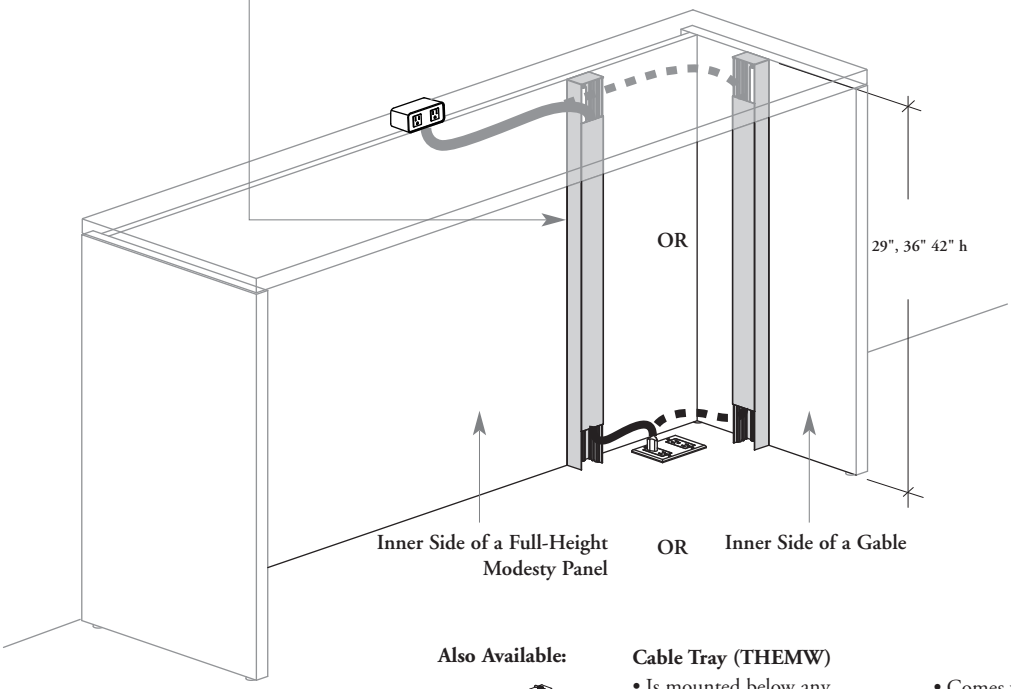

Also Available:

Cable Tray (THEMW)

- Is mounted below any worksurface to manage cables coming from the worksurface level
- Allows installation of Underworksurface Plug-In Power Bar (THEPP) only
- Comes with communication opening that measures 2.71" x 1.38" to accommodate Voice/data faceplates (not included)
- Finished in Black

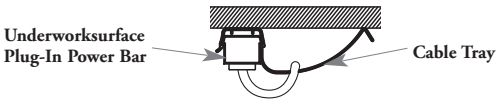

power & data distribution (continued)

All products below can be specified separately

Underworksurface Plug-In Power Bar (THEPP)

- This product can lay in the Metal Cable Tray
- Provides a 3-wire system that can be used to connect up to four pieces of electrical equipment and includes a resettable circuit breaker
- This product includes a 72" or 180" cord length with flat 45° plug
- Finished in Anodized Aluminum

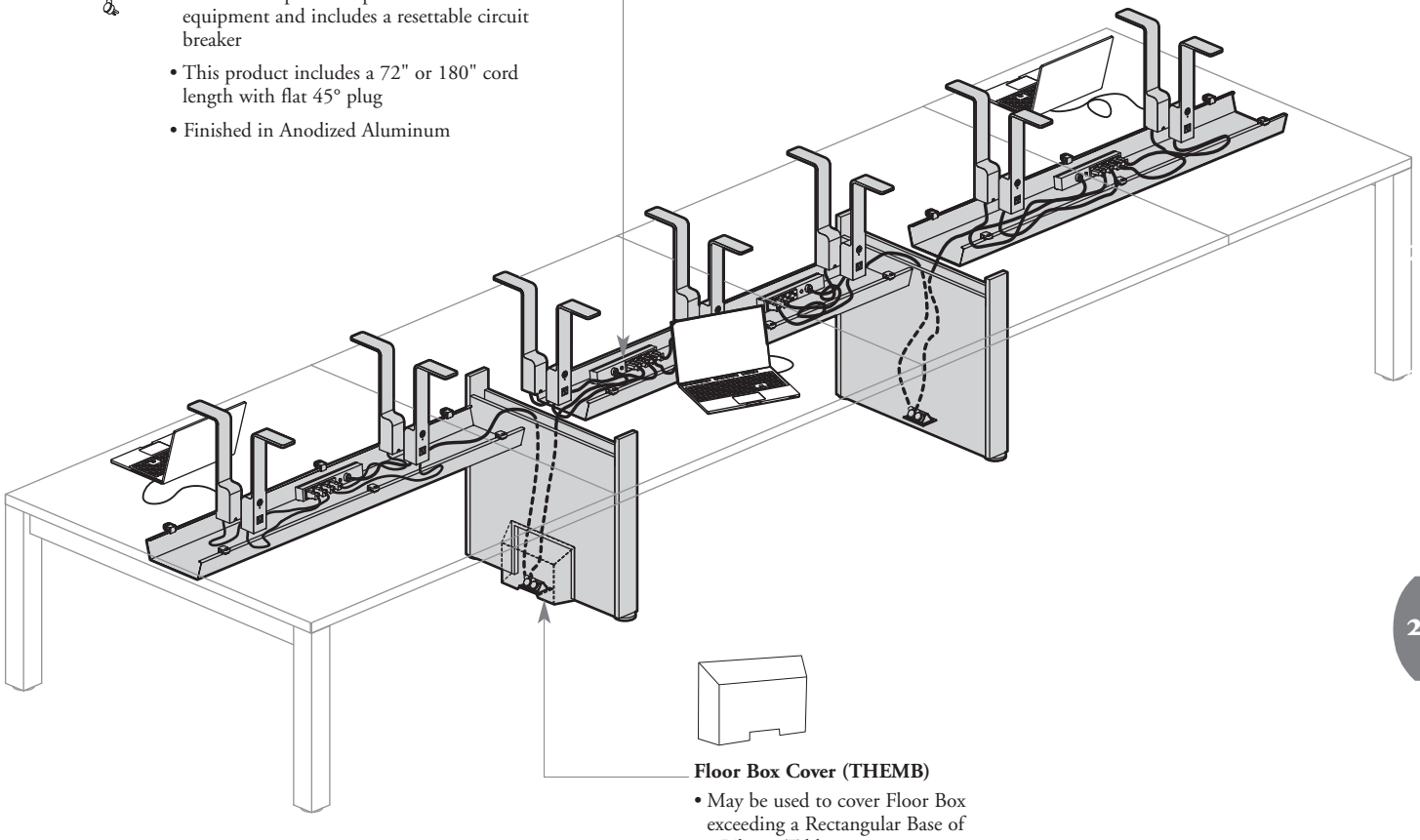

Floor Box Cover (THEMB)

- May be used to cover Floor Box exceeding a Rectangular Base of a Library Table
- Available in Foundation, Mica or Coordinate Colors

Also Available:

Cable Pass-Through Cover (THETC)

- Covers the Cable Pass-Through of Library or Hub Table
- Are available in Foundation, Mica or Coordinate Colors

specifying correct power harness length

- All harnesses can be specified in 4B, 5D, 7G, 8N, 8T, and 8K shielded wiring systems
- All Power Harnesses have a nominal length for ease of specification
- When determining the proper length of Power Harness, always calculate from center to center of tables. A nominal sized harness will take into consideration the width of the Power Box
- When determining the proper length of infeed, always specify table length
- Check local codes for potential limits or restrictions on products and local authority approval may be required prior to use

single-sided power box with rectangular worksurfaces

- 4B, 5D, 7G, 8N, 8T and 8K Power Box

Base Feed (THECB)

- When specifying Base Feed, the length of the first table must also be specified (THECB_72)
- Will plug directly in Power Box (THEPB) when power bar is located on the first table; no Power Harness Extension (THECE) is required

Power Box (THEPB)
Single-Sided Outlet Configuration

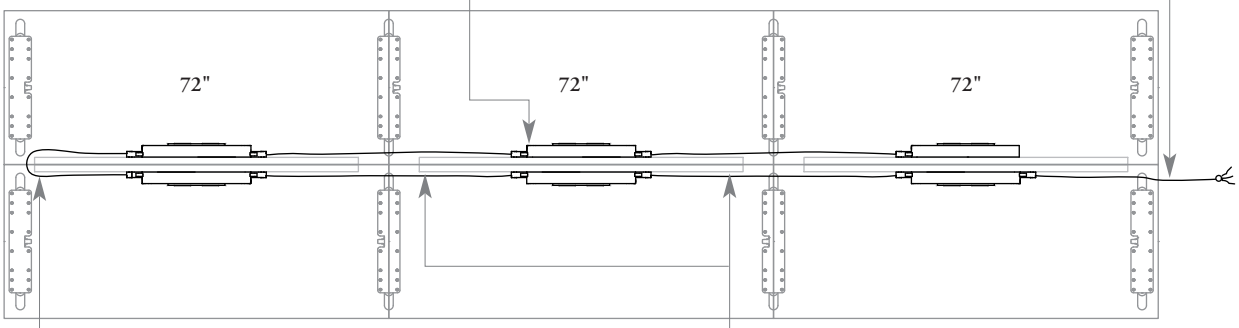

Power Harness (THECP)

- For back-to-back applications with single-sided power box, use Power Harness (THECP_72) to pass from one table to the other

example:
(72 ÷ 2) = 36
(72 ÷ 2) = 36
72
(THECP_72)

- For back-to-back applications the use Casual Modesty Panels is required

Power Harness (THECP)

- Connects two Power Box together

example:
(72 ÷ 2) = 36
(72 ÷ 2) = 36
72
(THECP_72)

- To specify the correct length, calculate the distance from the center of the table to the center of the adjacent table

Power Box (THEPB)
Single-Sided Outlet Configuration

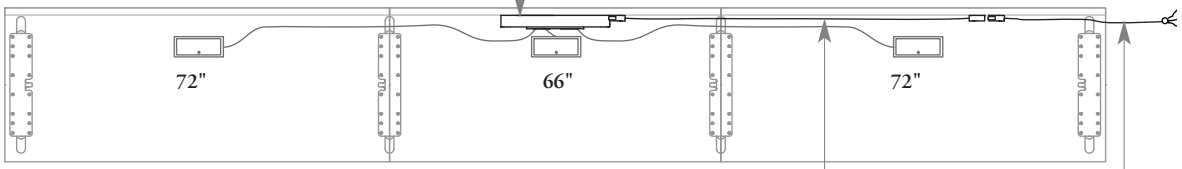

Power Harness Extension (THECE)

- Must be specified to connect the Base Feed to the first Power Box (THEPB) when Power Box is not adjacent

Base Feed (THECB_72)

- To specify the correct length, calculate the distance from the center of the table to the center of the adjacent table

example:
(66 ÷ 2) = 33
(72 ÷ 2) = 36
69
(THECP_69)

specifiying correct power harness length (continued)

single-sided power box with trapeze worksurfaces

• 4B, 5D, 7G, 8N, 8T and 8K Power Box

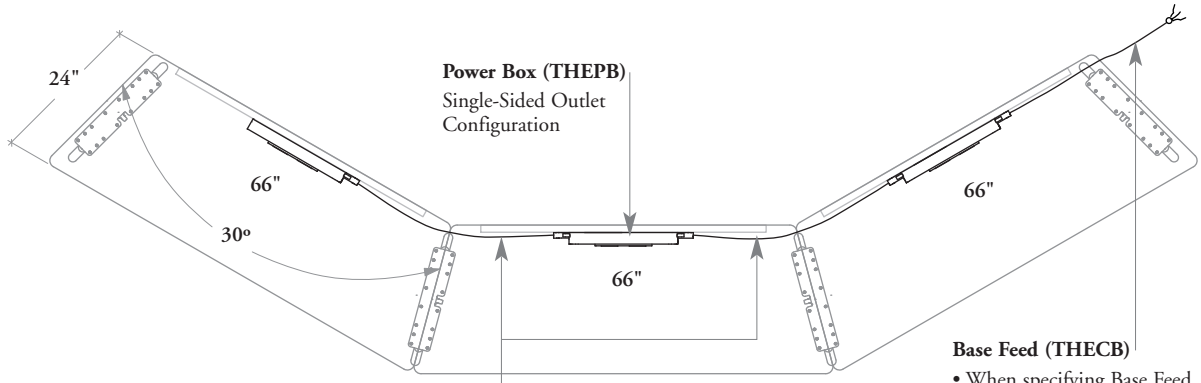

Power Box (THEPB)
Single-Sided Outlet Configuration

Power Harness (THECP)

- To specify the correct length, calculate the distance from the modesty panel center of the table to the modesty panel center of the adjacent table. For modesty panel width, refer to Modesty Panel Chart on page 116
- Wiring through Trapeze Worksurfaces will require adding 3"

example:
(66 ÷ 2) = 33
(66 ÷ 2) = 33
66 + 3
(THECP_69)

Base Feed (THECB)

- When specifying Base Feed, the length of the first modesty panel must be specified. For modesty panel width, refer to Modesty Panel Chart on page 116
- Wiring through Trapeze Worksurfaces will require adding 3"

example:
(66 + 3) = 69
(THECB_69)

single-sided power box with rectangular & connecting trapeze worksurfaces

• 4B, 5D, 7G, 8N, 8T and 8K Power Box

36" to 54"
Connecting Trapeze Worksurface Width

- **Cannot** be specified with Power Box
- To specify **Power Harness** length, calculate the distance from the center of the table to the center of the adjacent table

example:
(66 ÷ 2) = 33
+ 33 = 33 (Dim. harness on 48" Conn. Trapeze Work. (see chart below))
(66 ÷ 2) = 33
99
(THECP_99)

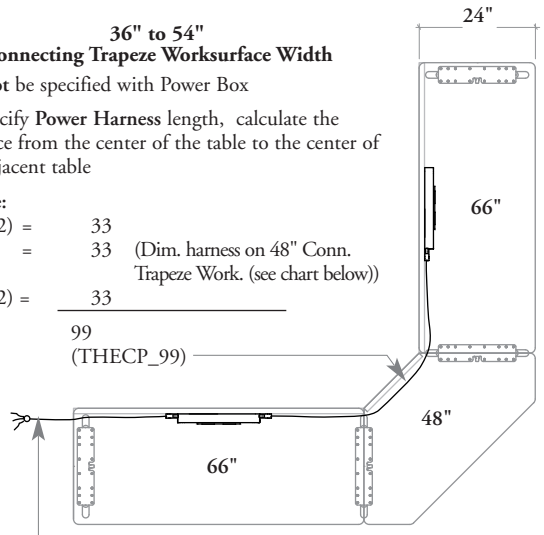

Base Feed (THECB)
When specifying Base Feed, the length of the first table must also be specified (THECB_66)

Power Harness Length for Connecting Trapeze Worksurface

Table Depth	Table Width	Harness Length
20"	36"	30"
	48"	36"
	54"	42"
24"	36"	27"
	48"	33"
	54"	39"
30"	36"	24"
	48"	30"
	54"	36"

60" or 66"
Connecting Trapeze Worksurface Width

Calculating the **Power Harness** length

example:
(51 ÷ 2) = 25,5 (Dim. harness on 66" Conn. Trapeze Work. (see chart below))
(66 ÷ 2) = 33
58,5
(THECP_60)

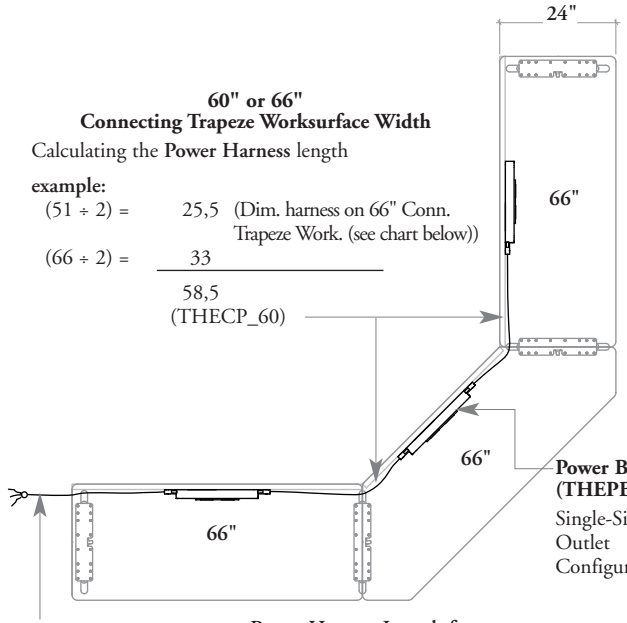

Power Box (THEPB)
Single-Sided Outlet Configuration

Base Feed (THECB_66)

Power Harness Length for Connecting Trapeze Worksurface

Table Depth	Table Width	Harness Length
20"	60"	48"
	66"	54"
24"	60"	45"
	66"	51"
30"	60"	39"
	66"	45"

power kit components

Thesis offers also a wide variety of components for efficient and discreet management of electrical wiring under Library Tables.

- The wiring system is available in 7K only
- Can be used with Library Tables, Peninsula Worksurface for Library Table or ADA Extension for Library Table only
- Do not energize from more than one source, it may cause serious injury
- Check local codes for potential limits or restrictions on products and local authority approval may be required prior to use

power component included with kits

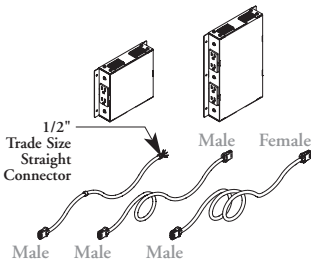

Power Kit – Library Table (THEPKL)

- Two power box capacity configurations are available:

  Standard-capacity:
  – Four outlets
  – Circuits 1 & 2 oultet configurations or

  High-capacity:
  – Eight outlets
  – Circuits 1, 2, A & B oultet configurations
- Base Feed, Power Harness and Power Harness Extension (when required) are included
- Base Feed routes power from the building wall or floor to a Rectangular Base, End Gable or Intermediate Base to above the Library Table

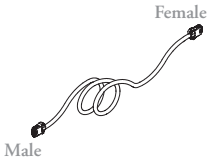

Base Feed Extension Harness – Library Table (THEPKE)

- Allows power extension between one power box and one base feed only
- Two lengths are available:

  Short (S):

  – Use with Double-Sided Library Tables for 4-users or
  – Used with odd Single-Sided Library Tables from right

  Long (L):

  – Used with other all configurations, Single- or Double-Sided Library Tables

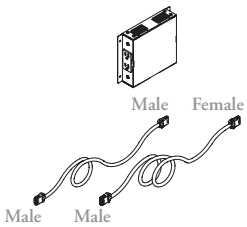

Power Kit – Peninsula Worksurface for Library Table (THEPKP)

- Only **standard-capacity** power box is available

  – Four outlets
  – Circuits A & B oultet configurations
- Power Harness and Power Harness Extension (when required) are included

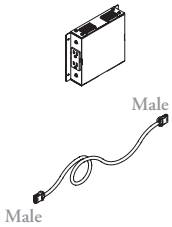

Power Kit – ADA Extension for Library Table (THEPKA)

- Only **standard-capacity** power box is available

  – Four outlets
  – Circuits A & B oultet configurations
- Power Harness is included

power component basics

Power Box

- Are available in Standard- and/or High-Capacity applications:

Standard-Capacity

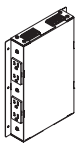

High-Capacity

- Equipped with three female connectors in order to facilitate one "in" and up to two "out" in a non-directional configuration
- Must be installed inside a Intermediate Base only
- Specify carefully to ensure proper power capacity if combined with Underworksurface Plug-In Power Bar (THEPP) system capacity must be validated
- Box is finished in black with grey simplex outlets

power kit distribution

The following examples demonstrate how electrical is routed through a Library Table, Peninsula Worksurface for Library Table and ADA Extension for Library Table.

- Power is supplied to the workstations by a feed kit that is routed through the Intermediate Base, Rectangular Base, Solid End Gable and Metal Cable Tray
- The quick connects on power boxes are all the same, so a Library Table can consist of a combination of power box types
- All products below can be specified separately
- Components and harness length included with kit may vary depending of the configuration specified. For details, see on following pages

The applications illustred on next pages are possible, as much for Single- or Double-Sided Library Tables

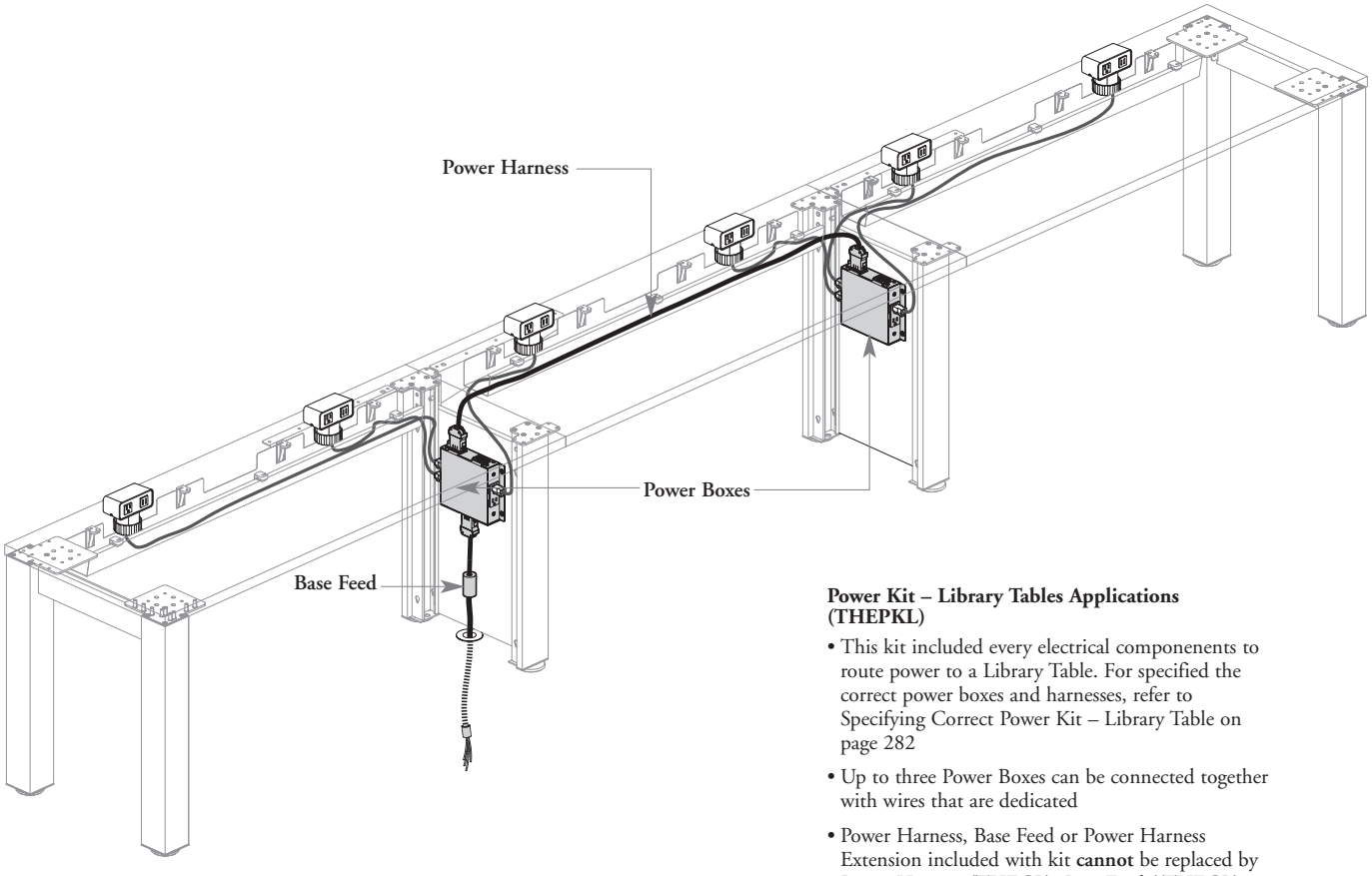

Power Kit – Library Tables Applications (THEPKL)

- This kit included every electrical componenents to route power to a Library Table. For specified the correct power boxes and harnesses, refer to Specifying Correct Power Kit – Library Table on page 282
- Up to three Power Boxes can be connected together with wires that are dedicated
- Power Harness, Base Feed or Power Harness Extension included with kit **cannot** be replaced by Power Harness (THECP), Base Feed (THECB) or Power Extension Harness (THECE)
- When Power/Data Center are specified with table, the 120" length cord must be specified
- Power Box **cannot** be repositionned

power kit distribution (continued)

Base Feed Extension Harness Application (THEPKE)

- Is needed when the Base Feed is installed elsewhere that in an Intermediate Base with power (from a buiding wall or floor to a Rectangular Base, a End Gable or a Intermediate Base without a power box)
- Allows power extension between one power box and one base feed only
- A Power Extension Harness (THECE) **cannot** replaced a Base Feed Extension Harness and vice versa
- A Base Feed and Base Feed Extension Harness **cannot** be installed inside the Intermediate Base included with Peninsula Worksurface, or ADA Extension when the proper power kit is not specified

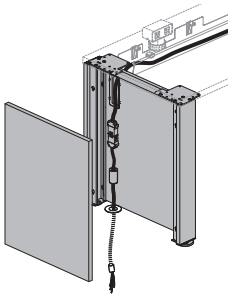

Rectangular Base

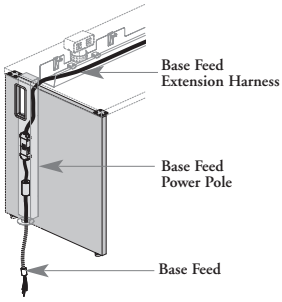

End Gable – Solid

When used with a End Gable, a Base Feed Power Pole (THEMP) must be specified to hide and feed harnesses

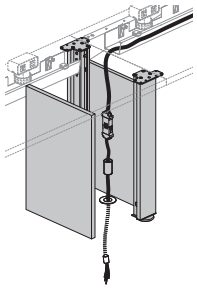

Intermediate Base without a Power Box



Two lengths for Base Feed Extension Harness is available:

- The length is determined by one of the configurations below

Short Configurations

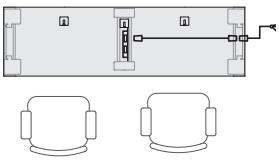

Single-Sided Library Table – 2-Users

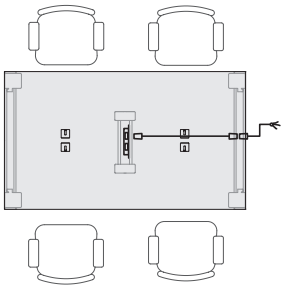

Double-Sided Library Table – 4-Users

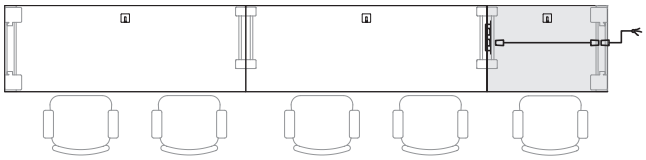

Odd Single-Sided Library Table from right

Long Configuration

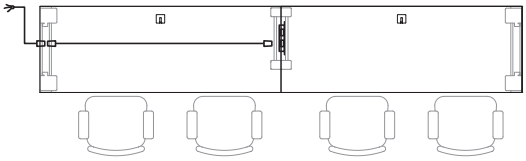

All other configurations – Single- or Double-Sided Library Tables

power kit distribution (continued)

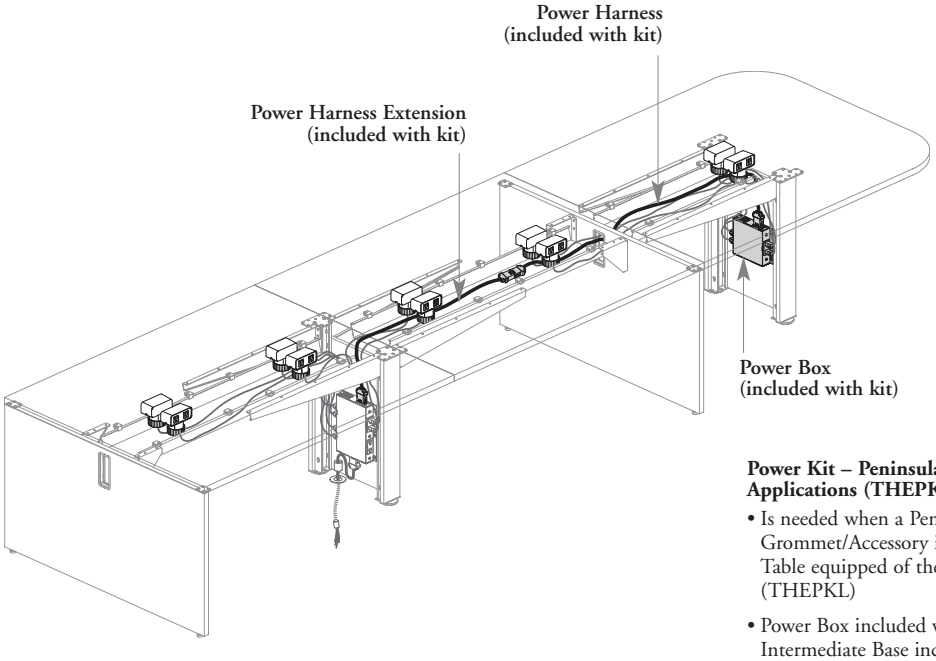

Power Kit – Peninsula Worksurface for Library Tables Applications (THEPKP)

- Is needed when a Peninsula Worksurface with Grommet/Accessory is added to a Double-Sided Library Table equipped of the a Power Kit – Library Table (THEPKL)
- Power Box included with kit can only be used inside Intermediate Base included with Peninsula Worksurface and **cannot** be repositionned in another Intermediate Base of the Library Table
- Base Feed not included. Must be connected to Power Kit – Library Table (THEPKL)
- Power Harness or Power Harness Extension included with kit are not compatible with Power Harness (THECP), Power Extension Harness (THECE) and Base Feed (THECB)

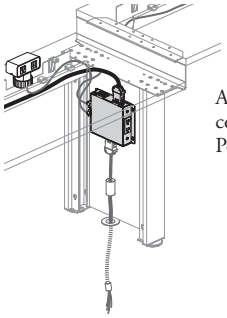

ADA or Peninsula Power Box can be connected to a Base Feed included in Power Kit – Library Table (THEPKL)

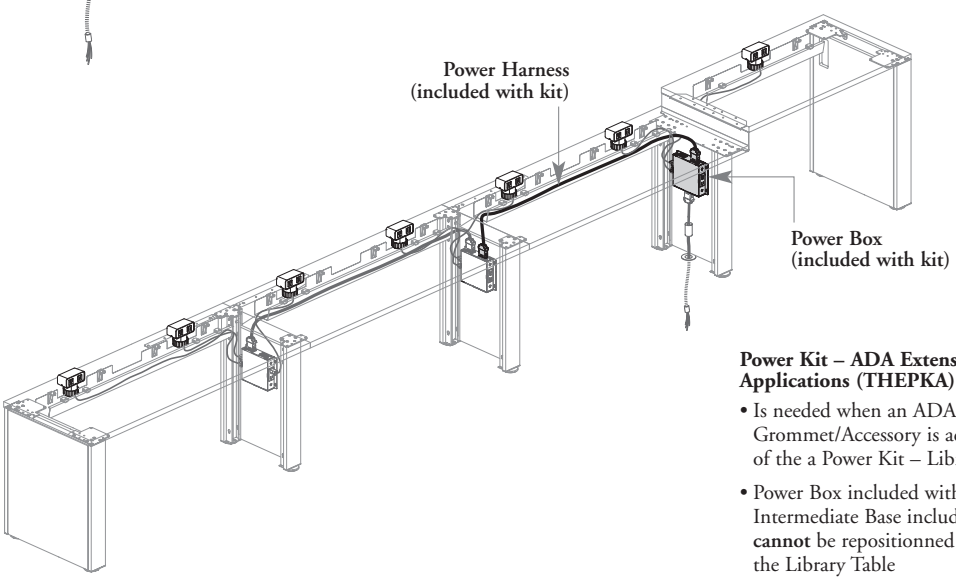

Power Kit – ADA Extension for Library Tables Applications (THEPKA)

- Is needed when an ADA Extension with Grommet/Accessory is added to a Library Table equipped of the a Power Kit – Library Table (THEPKL)
- Power Box included with kit can only be used to inside Intermediate Base included with ADA Extension and **cannot** be repositionned in another Intermediate Base of the Library Table
- Base Feed not included. Must be connected to Power Kit – Library Table (THEPKL)
- Power Harness included with kit is not compatible with Power Harness (THECP) and Base Feed (THECB)

specifying correct power kit – library table

- The Base Feed illustrated in the following pages are always included with kit and it can also be routed from the building wall or floor to a Rectangular Base, End Gable or Intermediate Base. Only shown for a better comprehension
- Other harness (THEPKE) and kits (THEPKP, THEPKA) can be connected with this kits, refer on previous pages for each kit application
- Base Feed can be located anywhere a Power Box is installed

single-sided library table applications

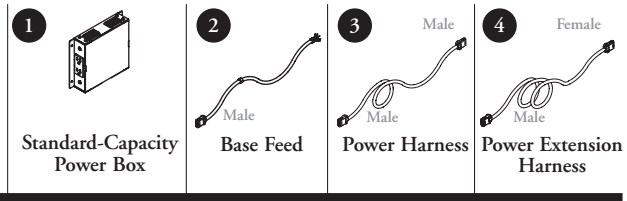

SHARED GROMMET PER TWO USERS (D)

30" WIDTH PER USER

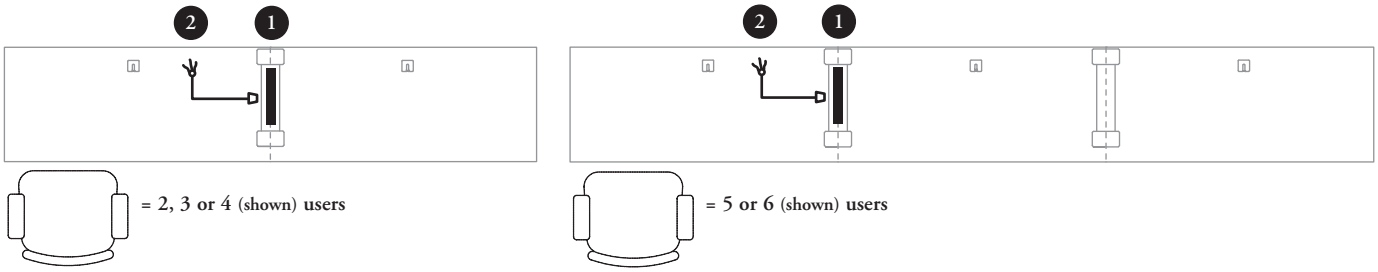

= 2, 3 or 4 (shown) users

= 5 or 6 (shown) users

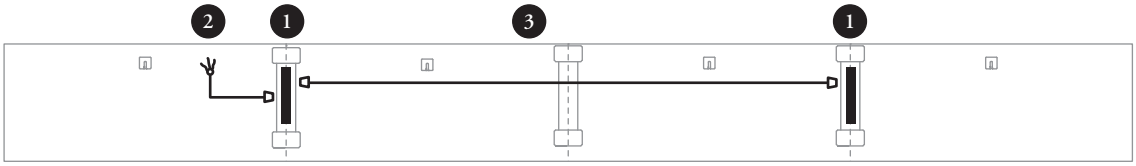

= 7 or 8 (shown) users

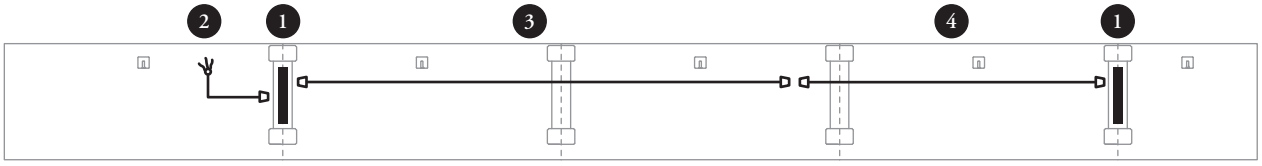

= 9 (shown) or 10 users

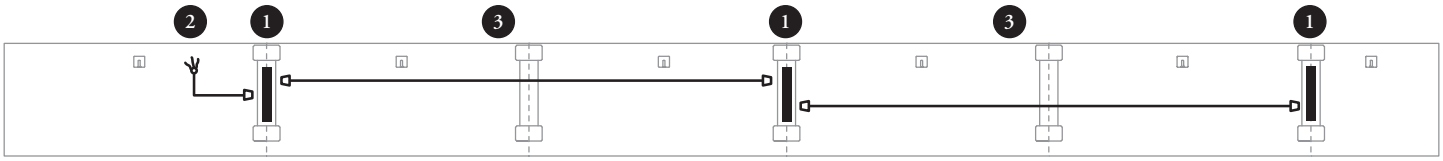

= 11 users

specifying correct power kit – library table (continued)

single-sided library table applications

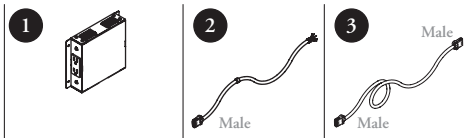

ONE GROMMET PER USERS (S)

30" WIDTH PER USER

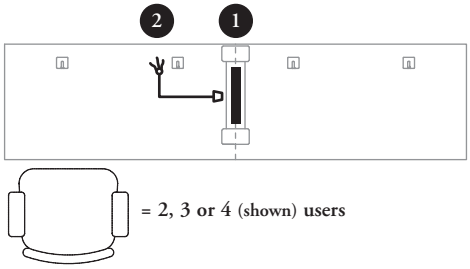

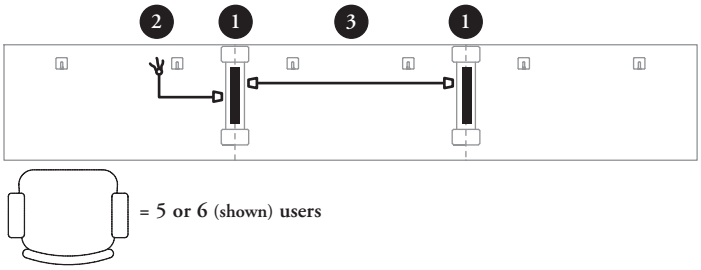

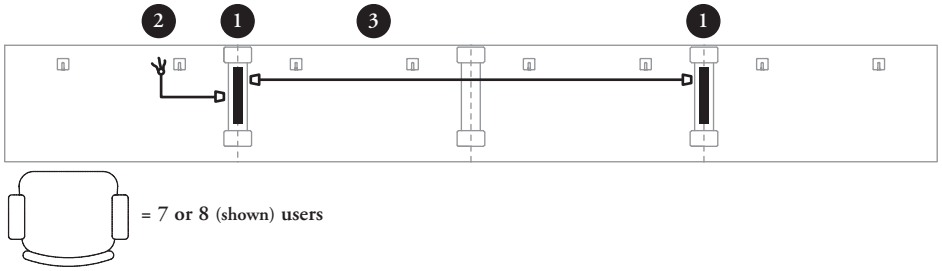

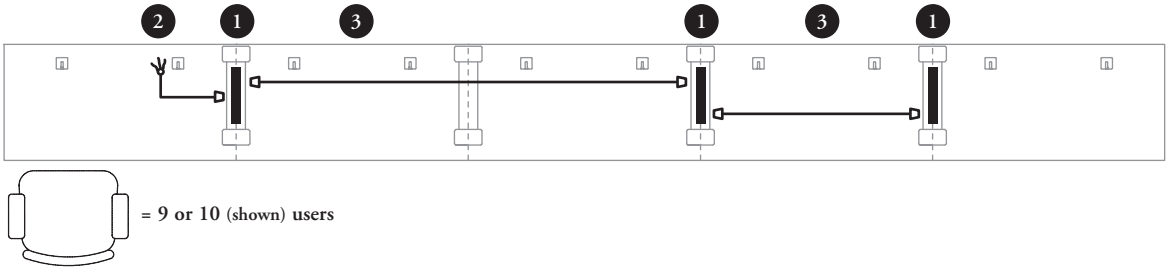

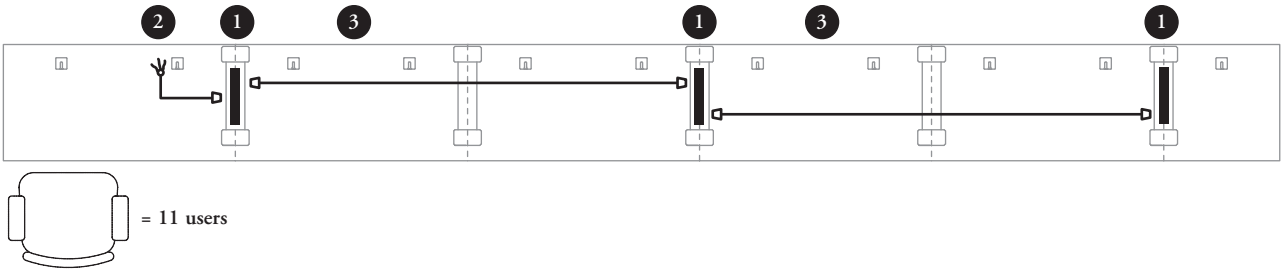

specifying correct power kit – library table (continued)

single-sided library table applications

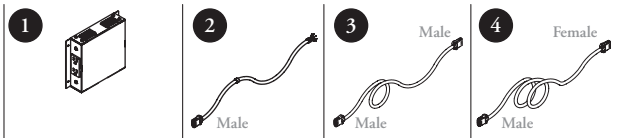

SHARED GROMMET PER TWO USERS (D)

36" WIDTH PER USER

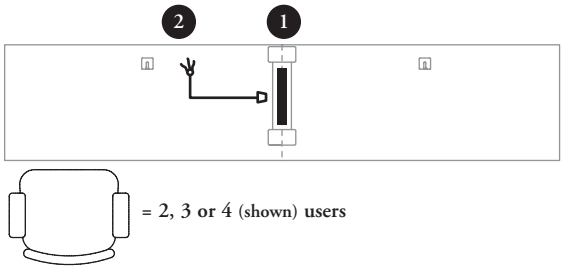

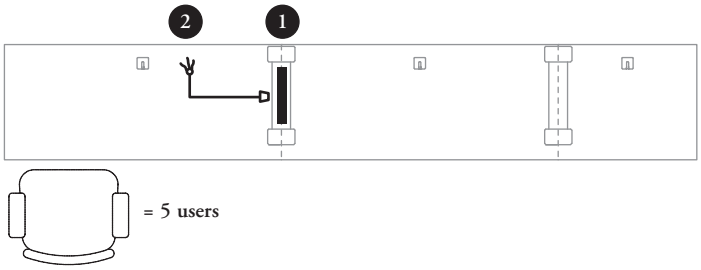

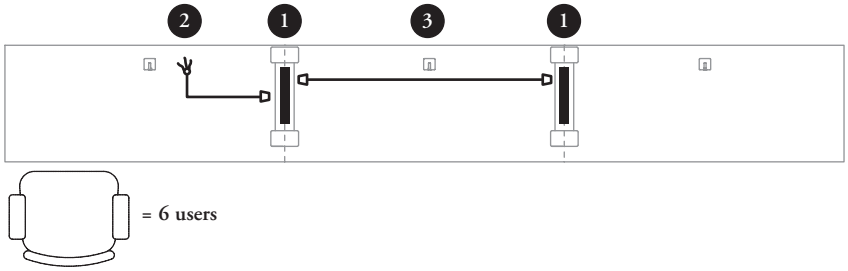

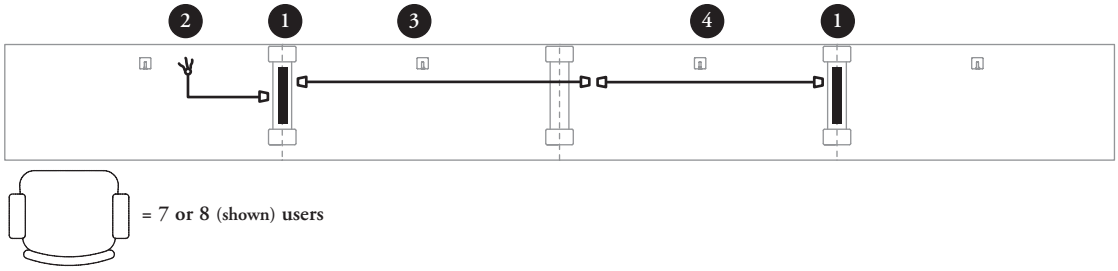

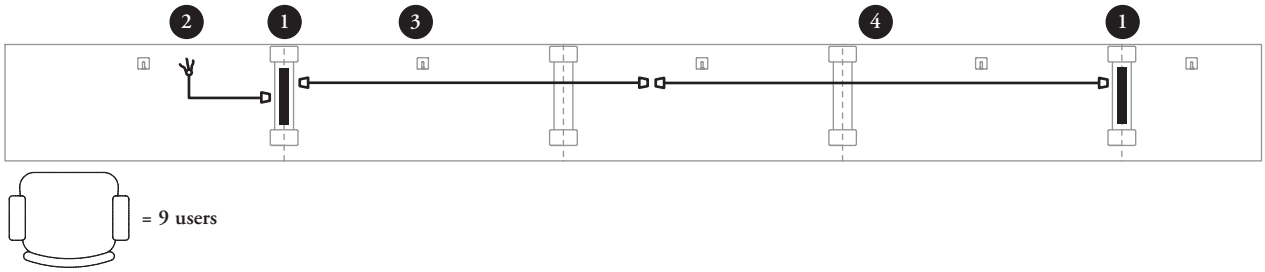

specifying correct power kit – library table (continued)

single-sided library table applications

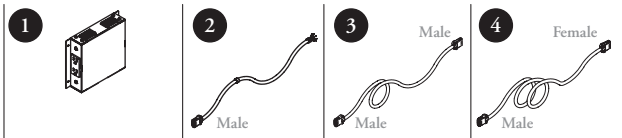

ONE GROMMET PER USERS (S)

36" WIDTH PER USER

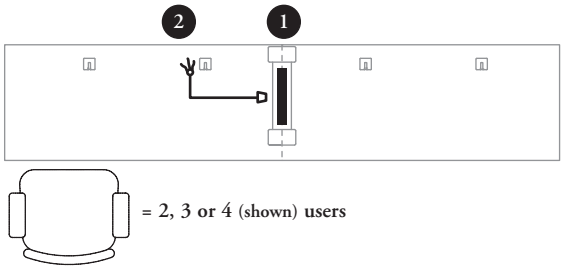

= 2, 3 or 4 (shown) users

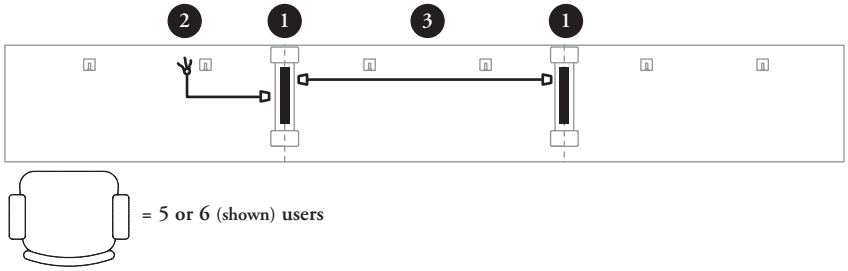

= 5 or 6 (shown) users

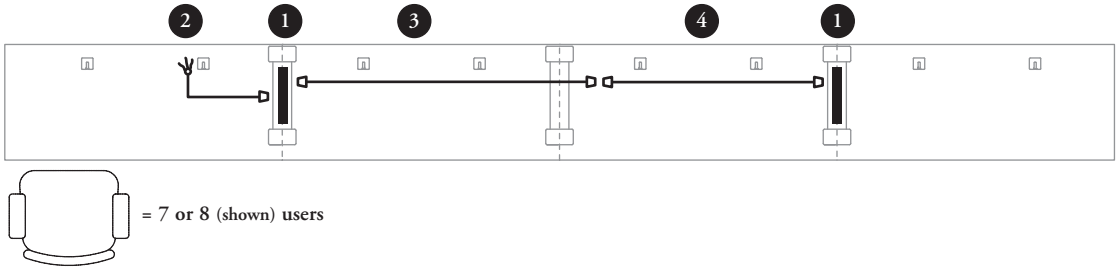

= 7 or 8 (shown) users

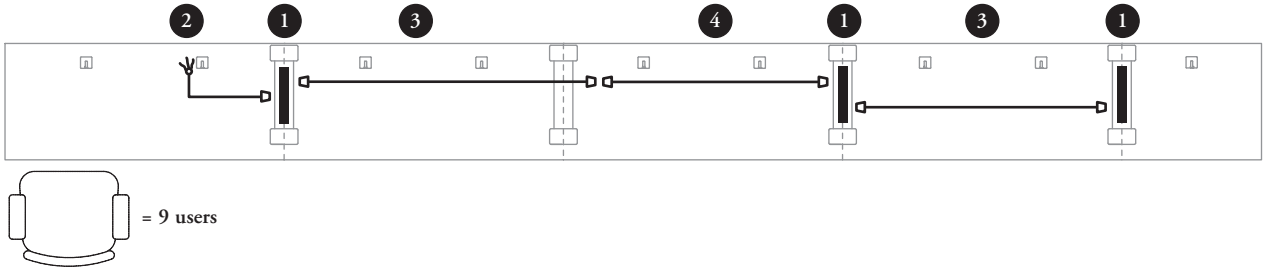

= 9 users

specifying correct power kit – library table (continued)

single-sided library table applications

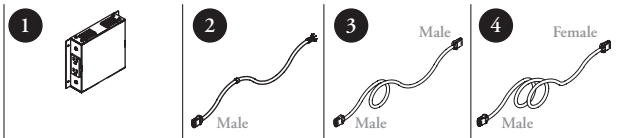

SHARED GROMMET PER TWO USERS (D)

42" WIDTH PER USER

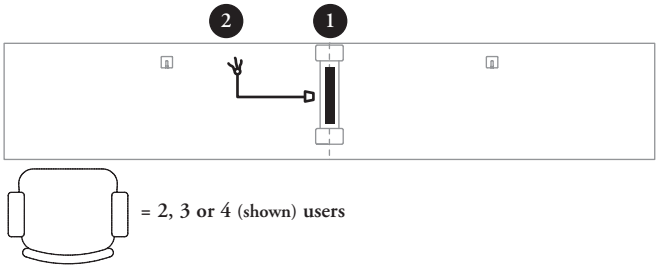



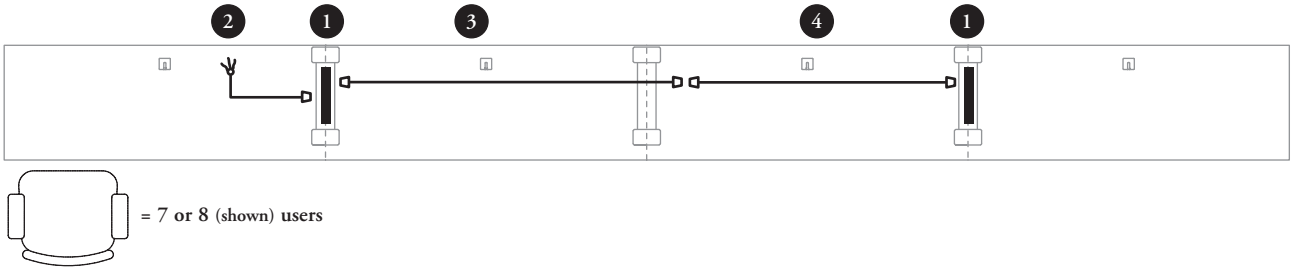

specifying correct power kit – library table (continued)

single-sided library table applications

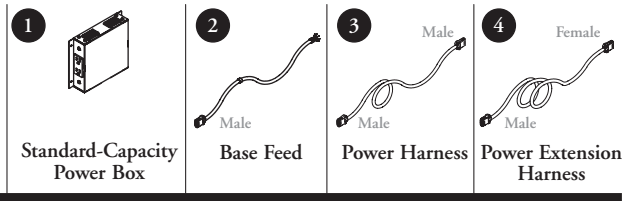

ONE GROMMET PER USERS (S)

42" WIDTH PER USER

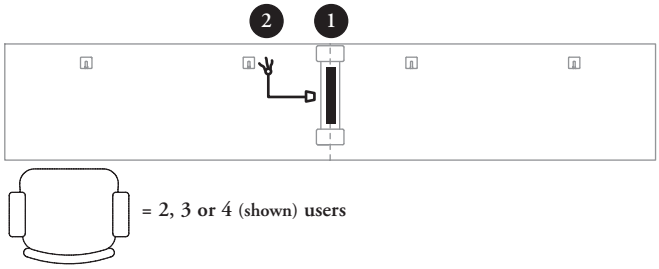

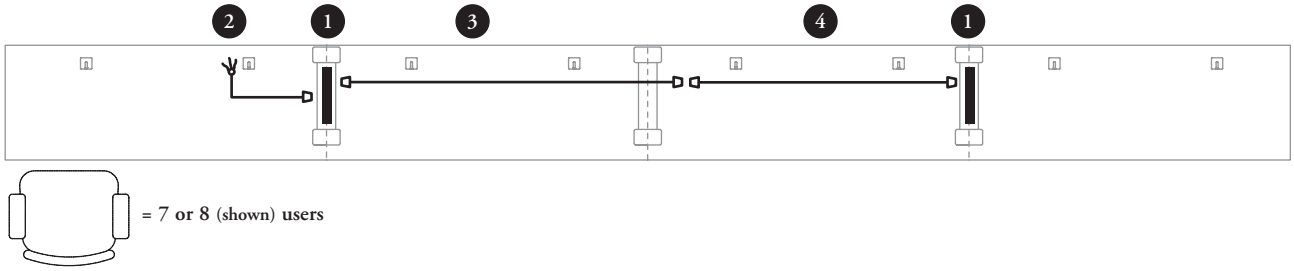

specifying correct power kit – library table (continued)

double-sided library table applications

SHARED GROMMET PER TWO USERS (D)

30" WIDTH PER USER

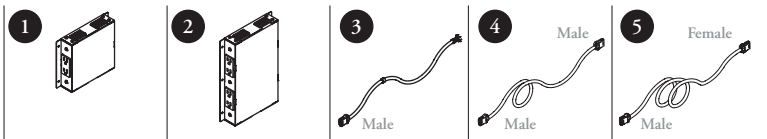

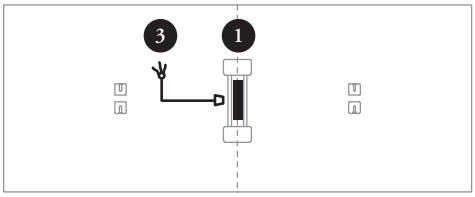

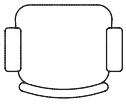

= 4, 6 or 8 (shown) users

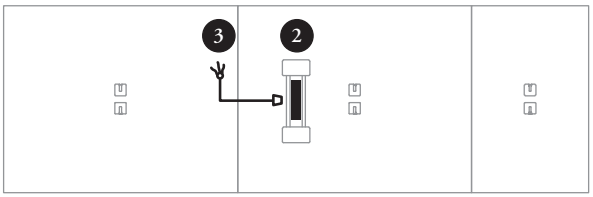

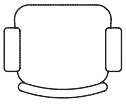

= 10 users

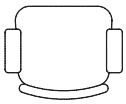

= 12 users

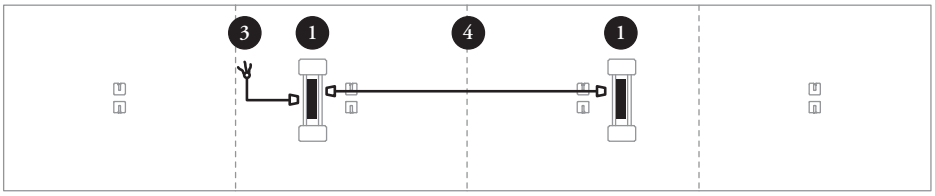

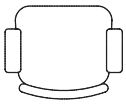

= 14 or 16 (shown) users

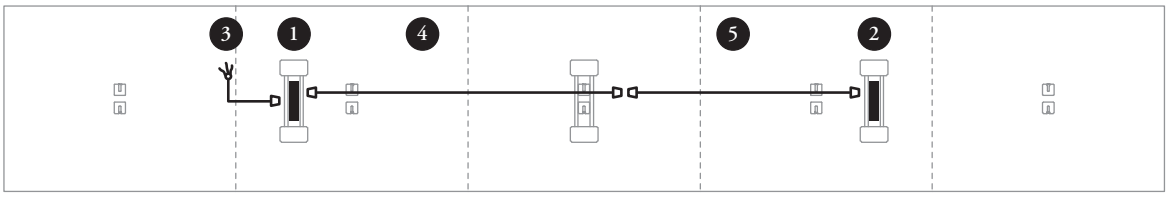

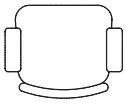

= 18 or 20 (shown) users

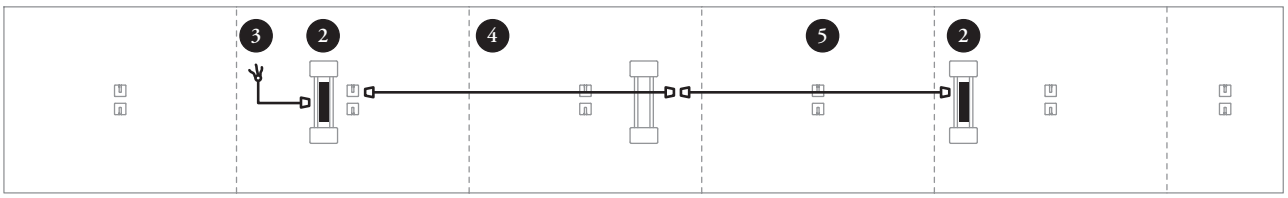

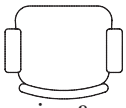

= 22 users

specifying correct power kit – library table (continued)

double-sided library table applications

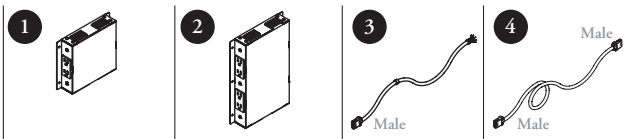

ONE GROMMET PER USERS (S)

30" WIDTH PER USER

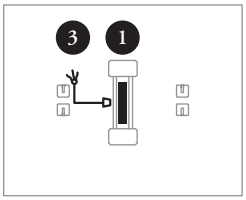

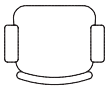

= 4 users

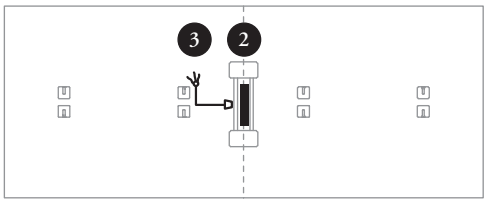

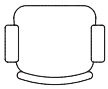

= 6 or 8 (shown) users

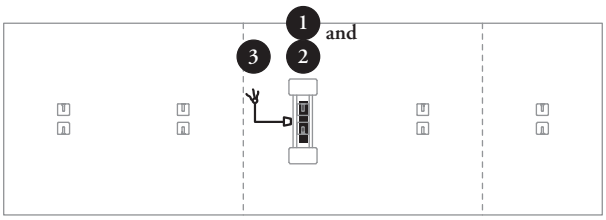

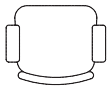

= 10 users

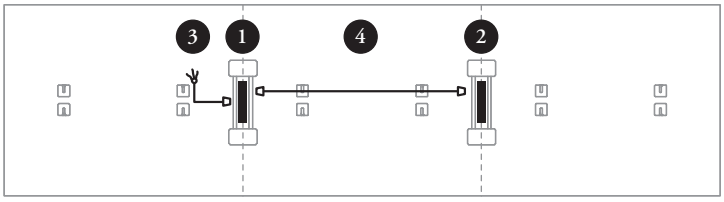

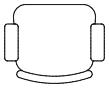

= 12 users

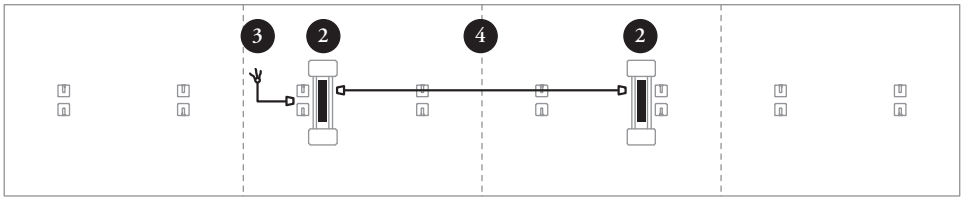

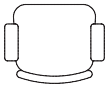

= 14 or 16 (shown) users

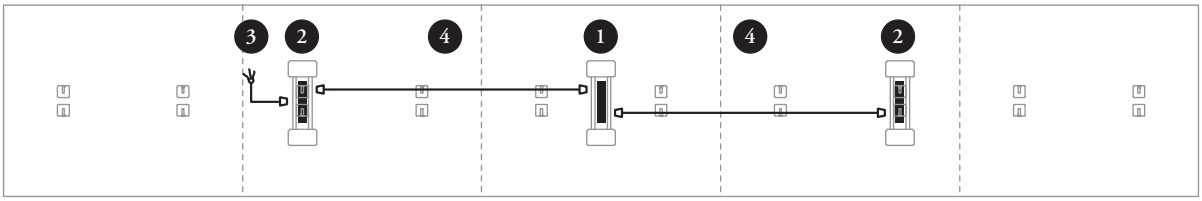

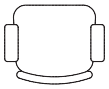

= 18 or 20 (shown) users

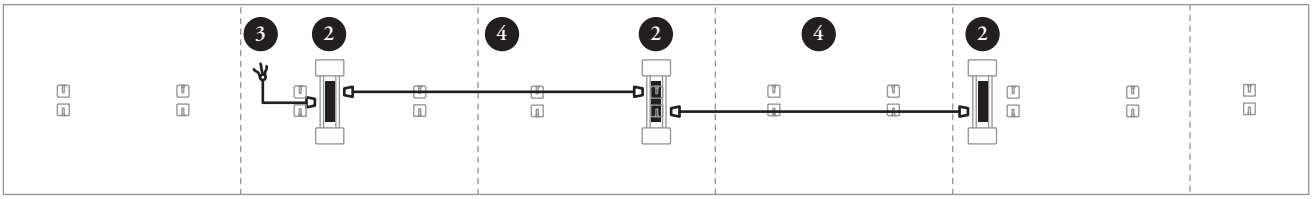

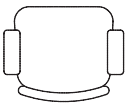

= 22 users

specifying correct power kit – library table (continued)

double-sided library table applications

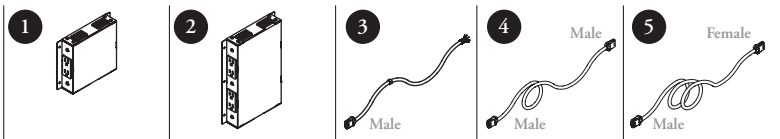

SHARED GROMMET PER TWO USERS (D)

36" WIDTH PER USER

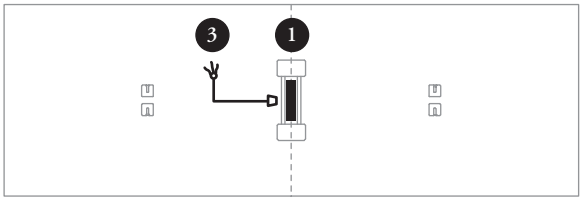

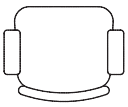

= 4, 6 or 8 (shown) users

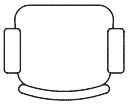

= 10 users

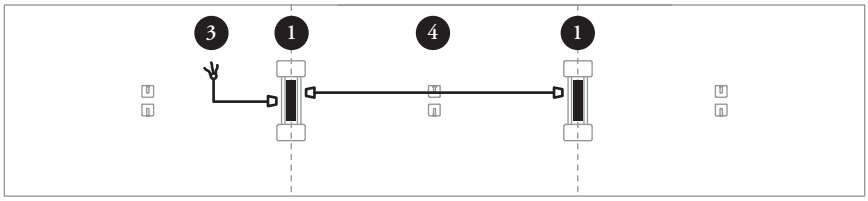

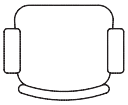

= 12 (shown) or 14 users

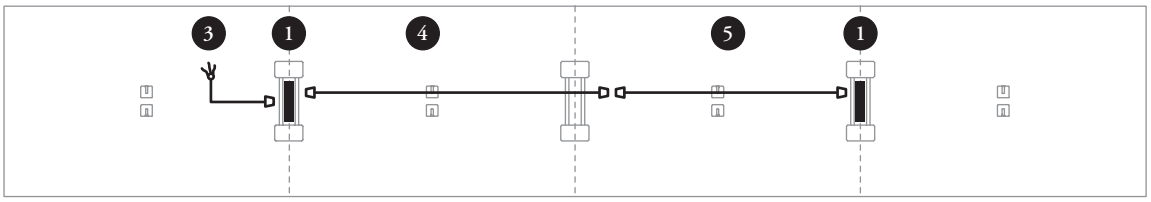

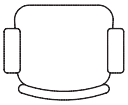

= 16 users

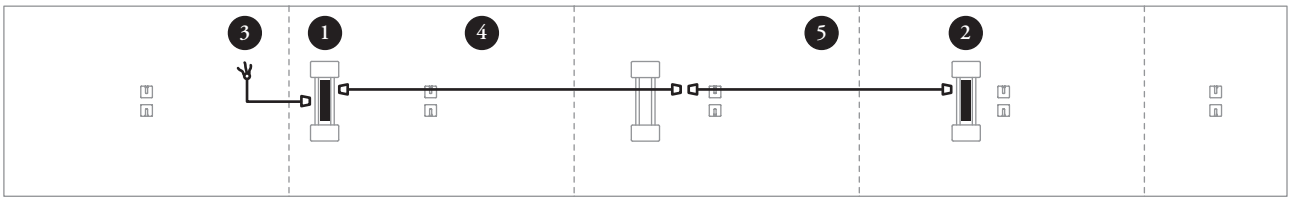

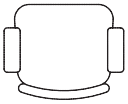

= 18 users

specifying correct power kit – library table (continued)

double-sided library table applications

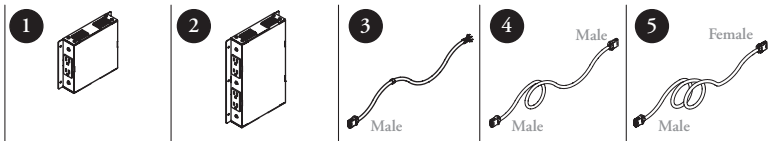

ONE GROMMET PER USERS (S)

36" WIDTH PER USER

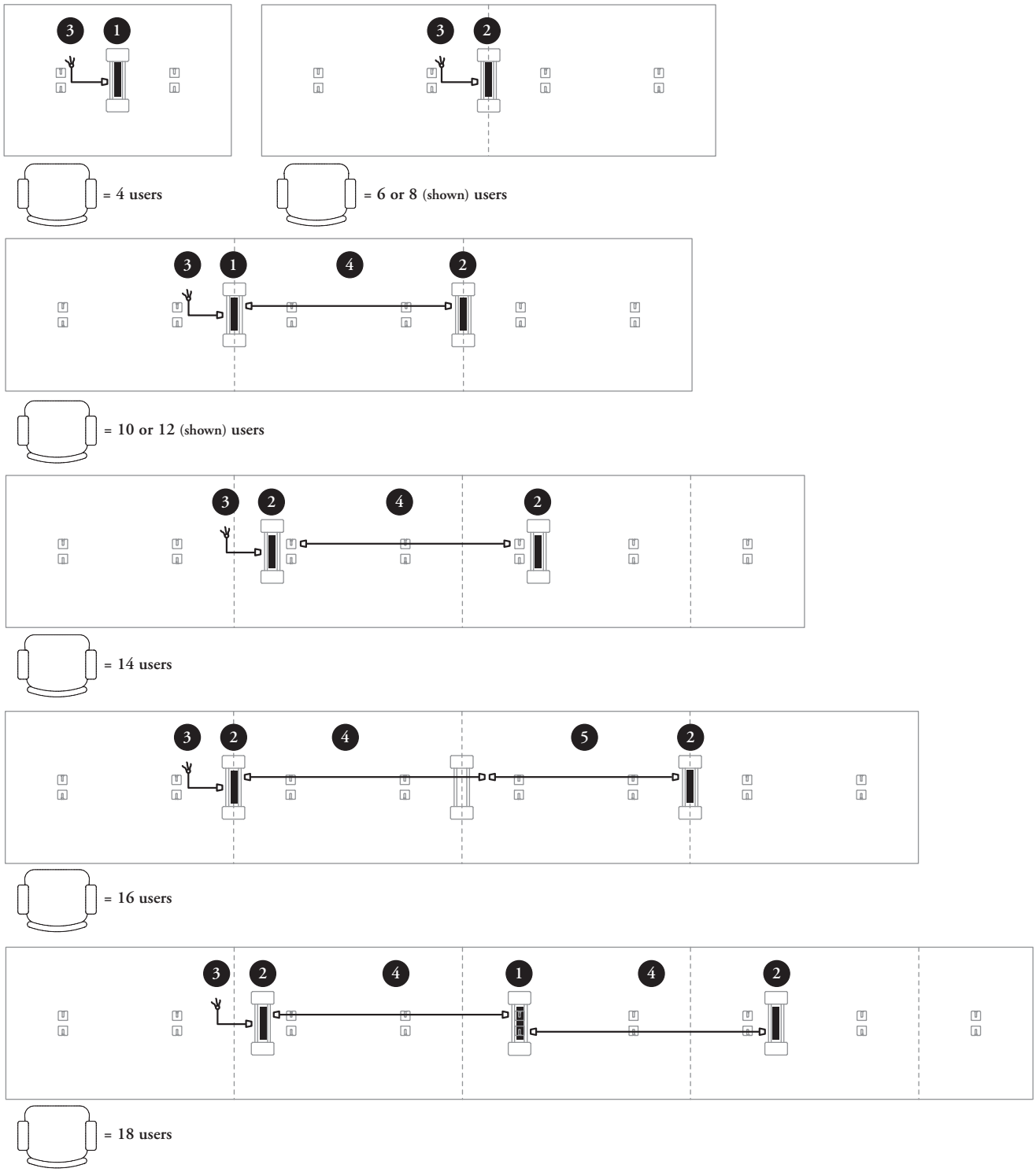

specifying correct power kit – library table (continued)

double-sided library table applications

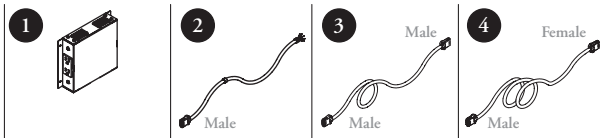

SHARED GROMMET PER TWO USERS (D)

42" WIDTH PER USER

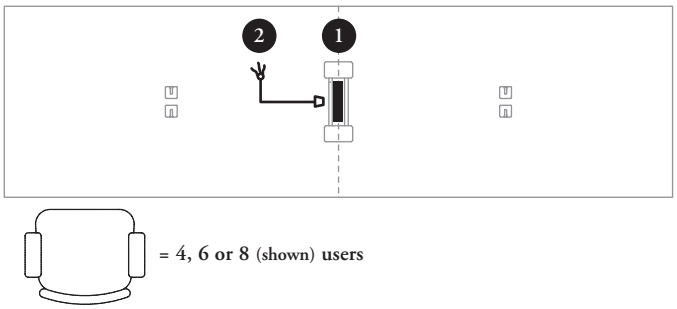

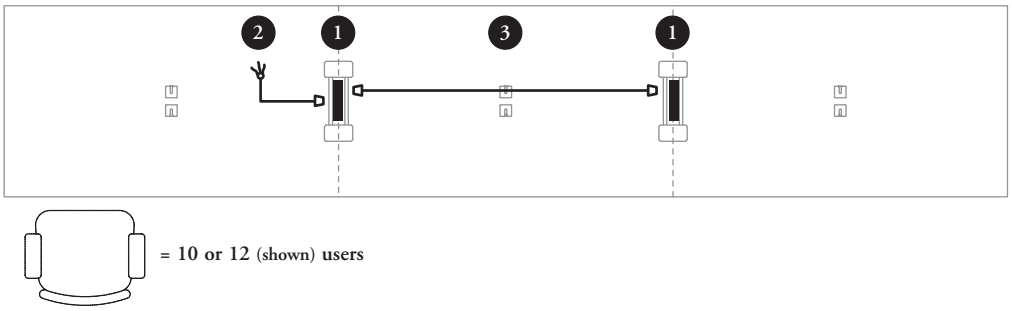

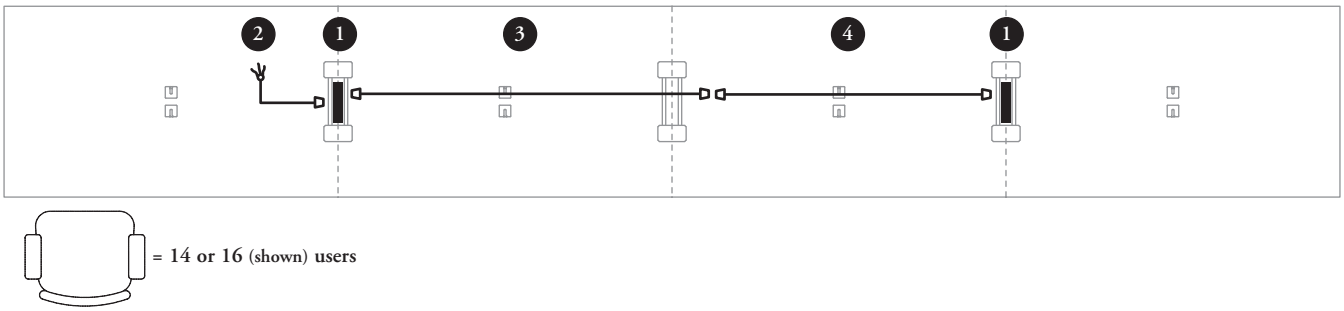

specifying correct power kit – library table (continued)

double-sided library table applications

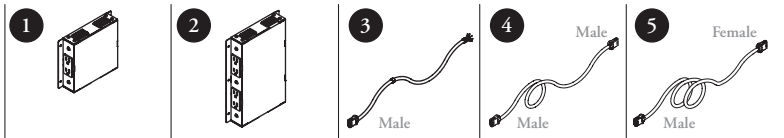

Standard-Capacity Power Box	High-Capacity Power Box	Base Feed	Power Harness	Power Extension Harness

ONE GROMMET PER USERS (S)

42" WIDTH PER USER

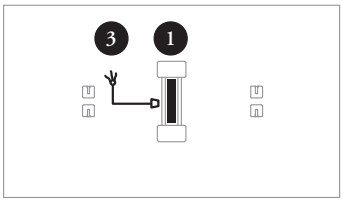

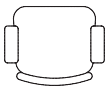

= 4 users

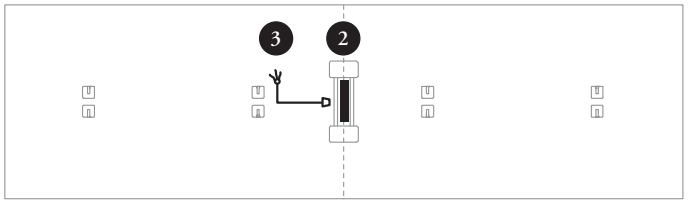

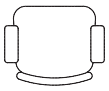

= 6 or 8 (shown) users

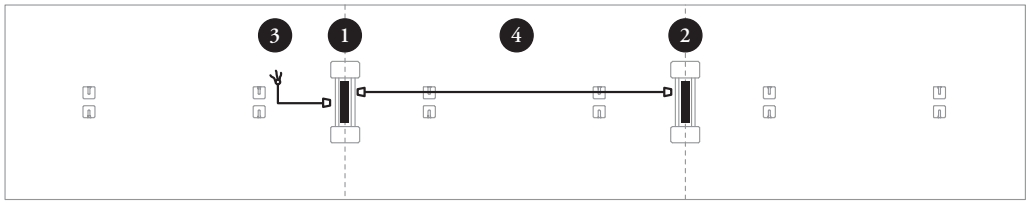

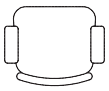

= 10 or 12 (shown) users

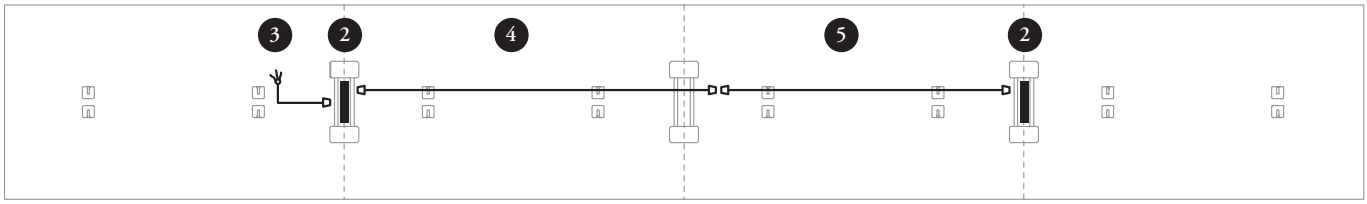

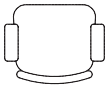

= 14 or 16 (shown) users

wiring systems

The following provides general information on the wiring system offering in Thesis.

It is important to specify each power and cable management product according to the wire system in use; see example below

	No. Regular Circuits	No. Isolated Circuits
3-Wire (Plug-in) Circuit 1 (Black) Neutral (White) Ground (Green)	1	0
4-Wire (4B) Circuit 1 (Black) Circuit 2 (Red) Neutral (White) Ground (Green)	2	0
5-Wire (5D) Circuit 1 (Black) Circuit 2 (Red) Circuit 3 (Blue) Neutral (White) Ground (Green)	3	0
7-Wire (7K) Circuit 1 (Black) Circuit 2 (Red) Neutral (White) Circuit A (Orange) Circuit B (Blue) Neutral (White/Orange) Ground (Green)	4	0
7-Wire Isolated (7G) Circuit 1 (Black) Circuit 2 (Red) Neutral (White) Ground (Green) Isolated Circuit 5 (Orange) Isolated Neutral (White/Orange) Isolated Ground (Green/Orange)	2	1
8-Wire Isolated – Separate Neutral (8N) Circuit 1 (Black) Neutral (White) Circuit 2 (Red) Neutral (White/Red) Ground (Green) Isolated Circuit 5 (Orange) Isolated Neutral (White/Orange) Isolated Ground (Green/Orange)	2	1
8-Wire Isolated (8T) Circuit 1 (Black) Circuit 2 (Red) Circuit 3 (Blue) Neutral (White) Ground (Green) Isolated Circuit 5 (Orange) Isolated Neutral (White/Orange) Isolated Ground (Green/Orange)	3	1
8-Wire Dual Isolated (8K) Circuit 1 (Black) Circuit 2 (Red) Neutral (White) Ground (Green) Isolated Circuit 5 (Orange) Isolated Circuit 6 (Blue) Isolated Neutral (White/Orange) Isolated Ground (Green/Orange)	2	2

- Example, if the system in use is 7-Wire Isolated (7G), each Base Feed, Power Harnesses and Power Box must be specified for 7G, as follows:

System	Product Name	Product Code
7G	Base Feed	THECB7G
	Power Harnesses and Extension	THECP7G, THECE7G
	Power Box	THEPB7G

- This specification is not required for lighting products. However, not all products are available for all wire systems
- There is a standard color coding for each wiring system and for the connector patterns in conjunction with these:

  Standard Circuit 1, Hot Wire: Black
  Standard Circuit 2, Hot Wire: Red
  Standard Circuit 3, Hot Wire: Blue
  Standard Circuit A, Hot Wire: Orange
  Standard Circuit B, Hot Wire: Blue
  Isolated Circuit 5, Hot Wire: Orange
  Isolated Circuit 6, Hot Wire: Blue

  Standard Neutral Wire: White
  Standard Ground Wire: Green
  Isolated Neutral Wire: White/Orange stripe
  Isolated Ground Wire: Green/Orange stripe
- In wiring systems with more than one incoming hot wire, some or all of the hot wires use the same neutral and ground. For example, in the 5-Wire (5D) system , there are three hot wires. All three hot wires use the same neutral/return wire and the same ground wire. The 8-Wire Separate Neutral (8N) system provides one neutral wire for each hot wire

Xpress

THERL
LED Reading Lamp

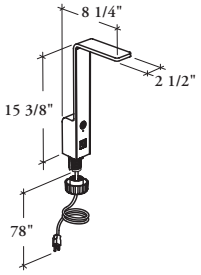

This lamp is mounted above a worksurface and fixed inside Square Grommet Ring. It provides task lighting, power and USB access at the worksurface level.

WHAT'S INCLUDED
1 reading lamp, 1 electrical outlet or 1 electrical outlet and 2 USB charger vertical ports (as specified), and a twistable attachment ring.

WHAT'S EXCLUDED

Square Grommet.

NOTES
Must be installed in Square Grommet Ring.

The grommet style option can be specified on worksurface to allow LED Reading Lamp installation.

Cannot be installed on Flip-Top Tables.

Can be used with a minimum 24" deep single-sided worksurface or a minimum 48" deep double-sided worksurface.

Utilize Flat Panel LED technology to minimize glare/shadows.

Produces ultra-wide footprint of glare-free (cool white) light.

8 watts LED panel provides 900 LUX at worksurface level.

11.8 AMP convenience outlet for charging ability (laptop, mobile phone, tablet, etc).

PRODUCT OPTIONS

Plug Option	Optional Feature	Mounting Option	Finish
0 Standard	**E** Electrical Outlet (Shown) **U** Power/USB Charger	**Q** Square Grommet (Not Included)	**26** Soft Gris

SAMPLE ORDER CODE

THERL 0	**E**	**Q**	**26**

OPTIONAL FEATURE	PRICING
E	438
U	565

Xpress

THEPC
Power Cube

This product is mounted above or below a worksurface. It is used to provide quick power, data and USB access.

WHAT'S INCLUDED
1 power cube, 1 twistable attachment ring (as specified) or 1 underworkurface bracket and hardware (as specified).

WHAT'S EXCLUDED
Square Grommet.

NOTES
When installed on worksurface, the Power Cube must be installed in Square Grommet Ring (Q). However, the grommet style option is not included and must be specified on worksurface to allow Power Cube installation.

When installed Under Worksurface (U), the Power Cube must be installed with underworksurface bracket and hardware.

The underworksurface bracket will match the case and front finish.

Data Faceplate not included (if specified).

Not all finishes are available in Xpress, Please see Xpress catalogue and/or specification software for details.

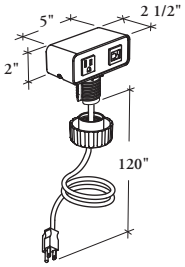

Square Grommet Mounting Option (Q)

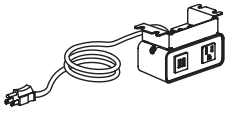

Under Worksurface Mounting Option (U)

PRODUCT OPTIONS

Configuration	Mounting Option	Power Cord Length	Case and Front Finish
P Power/Power	**Q** Square Grommet (Not Included)	120 (Inches)	Foundation
D Power/Data	**U** Under Worksurface		Mica
U Power/USB Charger			Accent

SAMPLE ORDER CODE

THEPC D	Q	120	95

CONFIGURATIONS

PRICING

	SQUARE GROMMET MOUNTING OPTION (Q)	UNDER WORKSURFACE MOUNTING OPTION (U)
P	236	309
D	256	329
U	320	393

Xpress

THEPM
Power/Data Center

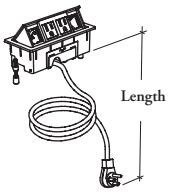

The Power/Data Center is used to provide quick power and data access at the worksurface level.

WHAT'S INCLUDED
1 power/data center, voice/data adapters, and template.

NOTES
This product can also be specified as an option when ordering worksurfaces and tables.

PRODUCT OPTIONS

Length	Finish
072, 120	**B** Soft Gris **E** Ebony

SAMPLE ORDER CODE

THEPM 120	E

DIMENSIONS INCHES / MM

L
72 / 1829
120 / 3048

PRICING

205
224

Xpress

THEPP
Underworksurface Plug-In Power Bar

This power bar has four outlets and may be connected to a wall outlet.

WHAT'S INCLUDED

1 underworksurface plug-in power bar.

WHAT'S EXCLUDED
Mounting hardware and Cable Tray.

NOTES
This product in finished in anodized aluminum.

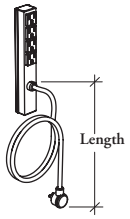

PRODUCT OPTIONS

Length
072, 180

SAMPLE ORDER CODE

THEPP 180

DIMENSIONS INCHES / MM	PRICING
L	
72 / 1829	210
180 / 4572	292

Xpress

THEPD
Communication Box

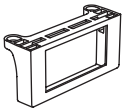

The Communication Box can be screwed anywhere under worksurface at the desired location.

WHAT'S INCLUDED
1 communication box and mounting hardware.

WHAT'S EXCLUDED
Voice/data faceplates and jacks (must be field supplied and installed) and Management Clips.

NOTES
The Communication Box has an opening of 2.71" x 1.38" (69 mm x 35 mm).

Finished in a Platinum Grey Coordinate.

PRICING

	31

Xpress

THEPB
Power Box

The Power Box provides either single-sided power access in a table.

WHAT'S INCLUDED
1 power box (single-sided, as specified).

WHAT'S EXCLUDED
Modesty Panel with Built-In Cable Tray.

NOTES

Two duplexes are available (as specified).

Equipped with four female connectors in order to facilitate one "in" and up to three "out" in a non-directional configuration.

This Power Box must be specified with the same wire system as the Base Feed or harnesses.

Finished in a Platinum Grey Coordinate.

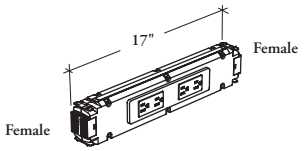

PRODUCT OPTIONS

Mounting Option	Application	Wire System	Single-Sided Outlet Configuration	Country of Installation
L Lay-In (Modesty Panel)	**S** Single-Sided	**4B** 4-Wire **5D** 5-Wire **7G** 7-Wire Isolated Ground **8T** 8-Wire Isolated Ground **8N** 8-Wire Separate Neutral **8K** 8-Wire Dual Isolated	**11** Circuit 1 & 1 **12** Circuit 1 & 2 **13** Circuit 1 & 3 (for use with 5D or 8T only) **15** Circuit 1 & 5 (for use with 7G, 8T, 8N or 8K only) **16** Circuit 1 & 6 (for use with 8K only) **22** Circuit 2 & 2 **23** Circuit 2 & 3 (for use with 5D or 8T only) **25** Circuit 2 & 5 (for use with 7G, 8T, 8N or 8K only) **26** Circuit 2 & 6 (for use with 8K only) **33** Circuit 3 & 3 (for use with 5D or 8T only) **35** Circuit 3 & 5 (for use with 8T only) **55** Circuit 5 & 5 (for use with 7G, 8T, 8N or 8K only) **56** Circuit 5 & 6 (for use with 8K only) **66** Circuit 6 & 6 (for use with 8K only)	**A** Canada/U.S.A.

SAMPLE ORDER CODE

THEPB L	S	8T	11	A

APPLICATION / **PRICING**

	4- or 5-Wire (4B or 5D)	7- to 8-Wire (7G to 8K)
S	312	344

Xpress

THECP
Power Harness

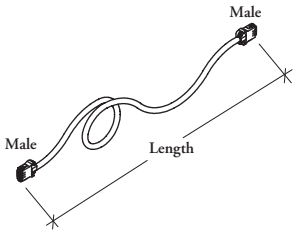

The Power Harness connects Power Box (THEPB) to each other.

WHAT'S INCLUDED
1 power harness.

WHAT'S EXCLUDED
Power Box, Power Harness Extension, Wire Management Clips and Modesty Panel with Built-In Cable Tray.

NOTES
The wire system for the Power Harness must be specified to correspond to the components and infeeds being used in the configuration.

Check local codes for limits and restrictions on harness length.

See application guide for proper length calculation.

PRODUCT OPTIONS

Wire System	Length	Country of Installation
4B 4-Wire **5D** 5-Wire **7G** 7-Wire Isolated Ground **8T** 8-Wire Isolated Ground **8N** 8-Wire Separate Neutral **8K** 8-Wire Dual Isolated	030, 033, 036, 039, 042, 045, 048, 051, 054, 057, 060, 063, 066, 069, 072, 075, 078, 081, 084, 087, 090, 093, 096, 099, 102, 105, 108, 111, 114, 117, 120, 123, 126, 129, 132, 135, 138, 141, 144, 147, 150, 153, 156	**A** Canada / U.S.A.

SAMPLE ORDER CODE

THECP 7G	072	A

DIMENSIONS INCHES / MM

PRICING

L	4-Wire (4B)	5-Wire (5D)	7-Wire (7G)	8-Wire (8T)	8-Wire (8N)	8-Wire (8K)
30 / 762	155	172	205	233	241	255
33 / 838	155	172	205	233	241	255
36 / 914	155	172	205	233	241	255
39 / 991	157	174	210	236	244	266
42 / 1067	157	174	210	236	244	266
45 / 1143	164	180	216	252	264	277
48 / 1219	164	180	216	252	264	277
51 / 1295	165	183	220	255	267	280
54 / 1372	165	183	220	255	267	280
57 / 1448	172	191	231	263	275	289
60 / 1524	172	191	231	263	275	289
63 / 1600	179	194	236	266	278	296
66 / 1676	179	194	236	266	278	296
69 / 1753	186	212	246	274	287	302
72 / 1829	186	212	246	274	287	302
75 / 1905	187	214	253	277	290	311
78 / 1981	187	214	253	277	290	311
81 / 2057	194	219	258	289	304	319
84 / 2134	194	219	258	289	304	319
87 / 2210	197	221	262	293	307	330
90 / 2286	197	221	262	293	307	330
93 / 2362	202	227	268	306	320	342
96 / 2438	202	227	268	306	320	342
99 / 2515	205	231	274	311	324	351

Pricing is continued on the following page.

Xpress

THECP
Power Harness (Continued)

DIMENSIONS INCHES / MM	PRICING					
L	4-Wire (4B)	5-Wire (5D)	7-Wire (7G)	8-Wire (8T)	8-Wire (8N)	8-Wire (8K)
102 / 2591	205	231	274	311	324	351
105 / 2667	213	240	284	325	343	362
108 / 2743	213	240	284	325	343	362
111 / 2819	217	242	292	331	346	375
114 / 2896	217	242	292	331	346	375
117 / 2972	226	252	302	346	366	386
120 / 3048	226	252	302	346	366	386
123 / 3124	232	258	307	354	372	392
126 / 3200	232	258	307	354	372	392
129 / 3277	235	263	313	359	378	398
132 / 3353	235	263	313	359	378	398
135 / 3429	240	267	318	365	384	404
138 / 3505	240	267	318	365	384	404
141 / 3581	244	272	324	372	390	410
144 / 3658	244	272	324	372	390	410
147 / 3734	247	276	329	377	395	416
150 / 3810	247	276	329	377	395	416
153 / 3886	252	280	335	377	402	422
156 / 3962	252	280	335	377	402	422

Xpress

THECB
Base Feed

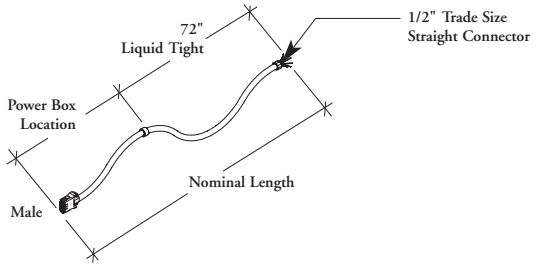

The Base Feed connects to the building supply and routes power into the workstation from the wall or floor.

WHAT'S INCLUDED
1 base feed harness and hardware.

WHAT'S EXCLUDED
Power Harness Extension, Power Box, Wire Management Cover and Base Feed Power Pole.

NOTES
Must be used with Wire Management Cover – Adaptable Leg (THEML)

The connection to the building power supply must be executed by a qualified electrician.

The same wire system must be specified for all electrical components in a configuration.

Check local codes for limits or restrictions on harness length.

PRODUCT OPTIONS

Mounting Option	Wire System	Desk Width	Country of Installation
M Modesty Panel	**4B** 4-Wire **5D** 5-Wire **7G** 7-Wire Isolated Ground **8T** 8-Wire Isolated Ground **8N** 8-Wire Separate Neutral **8K** 8-Wire Dual Isolated	36, 42, 48, 54, 60, 66, 72, 78, 84	**A** Canada / U.S.A.

SAMPLE ORDER CODE

THECB M	7G	66	A

DIMENSIONS INCHES / MM

PRICING

Dw	MODESTY PANEL MOUNTING OPTION (M) 4-Wire (4B)	5-Wire (5D)	7- to 8-Wire (7G to 8K)
36 / 914	314	320	368
42 / 1067	316	324	373
48 / 1219	318	327	376
54 / 1372	320	330	380
60 / 1524	323	333	384
66 / 1676	326	336	388
72 / 1829	328	339	391
78 / 1981	330	343	395
84 / 2134	333	346	400

Xpress

THECE
Power Harness Extension

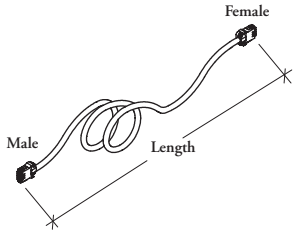

The Power Harness Extension brings power from the Base Feed (THECB) to the first Power Box (THEPB).

WHAT'S INCLUDED
1 power harness extension.

WHAT'S EXCLUDED
Base Feed, Power Harness, Power Box, Wire Management Clips and Modesty Panel with Built-In Cable Tray.

NOTES
The wire system for the Power Harness Extension must be specified to correspond to the components and infeeds being used in the configuration.

Check local codes for limits and restrictions on harness length.

See application guide for proper length calculation.

PRODUCT OPTIONS

Wire System	Length	Country of Installation
4B 4-Wire **5D** 5-Wire **7G** 7-Wire Isolated Ground **8T** 8-Wire Isolated Ground **8N** 8-Wire Separate Neutral **8K** 8-Wire Dual Isolated	024, 027, 030, 033, 036, 039, 042, 045, 048, 051, 054, 057, 060, 063, 066, 069, 072, 075, 078, 081, 084, 087, 090, 093, 096, 099, 102, 105, 108, 111, 114, 117, 120, 123, 126, 129, 132, 135, 138	**A** Canada / U.S.A.

SAMPLE ORDER CODE

THECE 7G	114	A

DIMENSIONS INCHES / MM

PRICING

L	4-Wire (4B)	5-Wire (5D)	7-Wire (7G)	8-Wire (8T)	8-Wire (8N)	8-Wire (8K)
24 / 610	155	172	205	233	241	255
27 / 686	155	172	205	233	241	255
30 / 762	155	172	205	233	241	255
33 / 838	155	172	205	233	241	255
36 / 914	155	172	205	233	241	255
39 / 991	157	174	210	236	244	266
42 / 1067	157	174	210	236	244	266
45 / 1143	164	180	216	252	264	277
48 / 1219	164	180	216	252	264	277
51 / 1295	165	183	220	255	267	280
54 / 1372	165	183	220	255	267	280
57 / 1448	172	191	231	263	275	289
60 / 1524	172	191	231	263	275	289
63 / 1600	179	194	236	266	278	296
66 / 1676	179	194	236	266	278	296
69 / 1753	186	212	246	274	287	302
72 / 1829	186	212	246	274	287	302
75 / 1905	187	214	253	277	290	311
78 / 1981	187	214	253	277	290	311
81 / 2057	194	219	258	289	304	319
84 / 2134	194	219	258	289	304	319
87 / 2210	197	221	262	293	307	330
90 / 2286	197	221	262	293	307	330
93 / 2362	202	227	268	306	320	342
96 / 2438	202	227	268	306	320	342
99 / 2515	205	231	274	311	324	351

Pricing is continued on the following page.

Xpress

THECE

Power Harness Extension (Continued)

DIMENSIONS INCHES / MM	PRICING					
L	4-Wire (4B)	5-Wire (5D)	7-Wire (7G)	8-Wire (8T)	8-Wire (8N)	8-Wire (8K)
102 / 2591	205	231	274	311	324	351
105 / 2667	213	240	284	325	343	362
108 / 2743	213	240	284	325	343	362
111 / 2819	217	242	292	331	346	375
114 / 2896	217	242	292	331	346	375
117 / 2972	226	252	302	346	366	386
120 / 3048	226	252	302	346	366	386
123 / 3124	232	258	307	354	372	392
126 / 3200	232	258	307	354	372	392
129 / 3277	235	263	313	359	378	398
132 / 3353	235	263	313	359	378	398
135 / 3429	240	267	318	365	384	404
138 / 3505	240	267	318	365	384	404

Xpress

THEPKL

Power Kit – Library Table

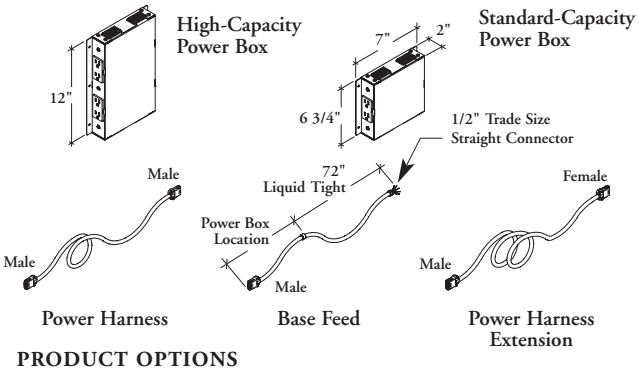

This kit for Library Table includes every electrical components to bring power above a table.

WHAT'S INCLUDED
standard- or high-capacity power box(es), power harness(es), power harness extension(s) (when required), base feed and hardware.

WHAT'S EXCLUDED
Base Feed Power Pole and Wire Management Clips.

NOTES
The connection to the building power supply must be executed by a qualified electrician.

The wire system for the power harnesses must be specified to correspond to the components and infeeds being used in the configuration.

Check local codes for limits and restrictions on harness length.

For specified the correct power boxes and harnesses, refer to Specifying Correct Power Kit – Library Table on page 282.

PRODUCT OPTIONS

Library Table Style	User Quantity	Width per User	Grommet/Accessory Style	Wire System	Country of Installation
D Double-Sided **S** Single-Sided	02, 03, 04, 05, 06, 07, 08, 09, 10, 11, 12, 14, 16, 18, 20, 22	30, 36, 42	**D** Shared per Two Users **S** One per User	**7K** 7-Wire	**A** Canada / U.S.A.

SAMPLE ORDER CODE

THEPKL D	14	30	S	7K	A

DIMENSIONS INCHES / MM	PRICING	
	SINGLE-SIDED LIBRARY TABLE (S)	
	2, 3 or 4 USERS (02, 03 or 04)	
W per User	Shared per Two Users (D)	One per User (S)
30 / 762	660	660
36 / 914	660	660
42 / 1067	660	660
	5 USERS (05)	
30 / 762	660	1231
36 / 914	660	1248
42 / 1067	1269	1269
	6 USERS (06)	
30 / 762	660	1231
36 / 914	1248	1248
42 / 1067	1269	1269
	7 or 8 USERS (07 or 08)	
30 / 762	1315	1315
36 / 914	1508	1508
42 / 1067	1539	1539
	9 USERS (09)	
30 / 762	1551	1886
36 / 914	1602	2096
	10 USERS (10)	
30 / 762	1551	1886
	11 USERS (11)	
30 / 762	1971	1971

Pricing is continued on the following page.

Xpress

THEPKL

Power Kit – Library Table (Continued)

DIMENSIONS INCHES / MM	PRICING	
	DOUBLE-SIDED LIBRARY TABLE (D)	
	4 USERS (04)	
W per User	Shared per Two Users (D)	One per User (S)
30 / 762	660	660
36 / 914	660	660
42 / 1067	660	660
	6 or 8 USERS (06 or 08)	
30 / 762	660	741
36 / 914	660	741
42 / 1067	660	741
	10 USERS (10)	
30 / 762	741	1258
36 / 914	741	1311
42 / 1067	1248	1329
	12 USERS (12)	
30 / 762	741	1311
36 / 914	1248	1329
42 / 1067	1269	1350
	14 USERS (14)	
30 / 762	1248	1410
36 / 914	1269	1430
42 / 1067	1529	1690
	16 USERS (16)	
30 / 762	1269	1430
36 / 914	1508	1669
42 / 1067	1539	1701
	18 USERS (18)	
30 / 762	1589	1998
36 / 914	1620	2039
	20 USERS (20)	
30 / 762	1609	2039
	22 USERS (22)	
30 / 762	1701	2120

Xpress

THEPKE

Base Feed Extension Harness – Library Table

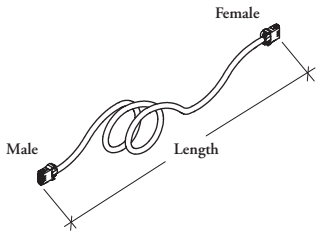

The Base Feed Extension Harness brings power from the Base Feed to the first Power Box included in the Power Kit – Library Table (THEPKL).

WHAT'S INCLUDED
1 base feed extension harness.

WHAT'S EXCLUDED
Power Kit – Library Table and Wire Management Clips.

NOTES
The same wire system must be specified for all electrical components in a configuration.

Cannot be used to extension a Base Feed (THECB).

Check local codes for limits and restrictions on harness length.

For proper length configuration, refer on page 280.

PRODUCT OPTIONS

Length	Wire System	Country of Installation
L Long	**7K** 7-Wire	**A** Canada / U.S.A.
S Short		

SAMPLE ORDER CODE

THEPKE S	7K	A

PRICING

Short (S)	Long (L)
270	323

Xpress

THEPKP

Power Kit – Peninsula Worksurface for Library Table

This power kit is needed when a Peninsula Worksurface for Library Table is added to a Library Table equipped of a Power Kit – Library Table (THEPKL).

WHAT'S INCLUDED
1 standard-capacity power box, 1 power harness, 1 power harness extension (when required) and hardware.

WHAT'S EXCLUDED
Power Kit – Library Table and Wire Management Clips.

NOTES
The wire system for the power harnesses must be specified to correspond to the components and infeeds being used in the configuration.

Check local codes for limits and restrictions on harness length.

For proper length configuration, refer on page 281.

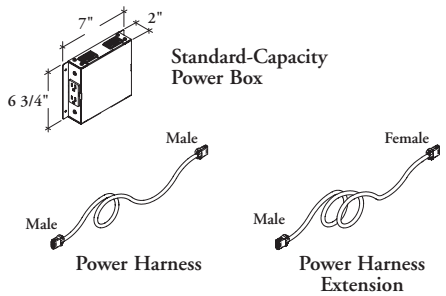

PRODUCT OPTIONS

Peninsula Worksurface Length	Wire System	Country of Installation
60, 66, 72, 78, 84	**7K** 7-Wire	**A** Canada / U.S.A.

SAMPLE ORDER CODE

THEPKP 78	**7K**	**A**

DIMENSIONS INCHES / MM	PRICING
L	
60 / 1524	655
66 / 1676	823
72 / 1829	823
78 / 1981	840
84 / 2134	840

Xpress

THEPKA

Power Kit – ADA Extension for Library Table

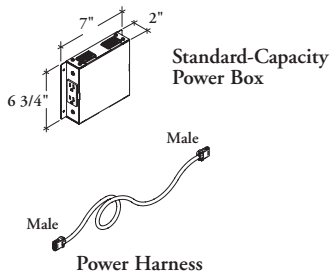

This power kit is needed when a ADA Extension for Library Table is added to a Library Table equipped of a Power Kit – Library Table (THEPKL).

WHAT'S INCLUDED
1 standard-capacity power box and 1 power harness and hardware.

WHAT'S EXCLUDED
Power Kit – Library Table and Wire Management Clips.

NOTES
The wire system for the power harnesses must be specified to correspond to the components and infeeds being used in the configuration.

Check local codes for limits and restrictions on harness length.

For proper length configuration, refer on page 281.

PRODUCT OPTIONS

Wire System	Country of Installation
7K 7-Wire	**A** Canada / U.S.A.

SAMPLE ORDER CODE

THEPKA 7K	A

PRICING

609

Xpress

THEML

Wire Management Cover – Adaptable Leg

This cover is used to hide wires on the Adaptable Leg only.

WHAT'S INCLUDED
1 wire management cover.

WHAT'S EXCLUDED
Adaptable Leg.

NOTES
Mount on Adaptable Leg only.

Clip on leg and secured with screws.

The table height must be specified on which cover will be installed.

Hardwire – Modesty Mounted Power Box option (H) must be specified when a Power Box is mounted inside the Built-In Cable Tray of Modesty Panel.

PRODUCT OPTIONS

Table Height	Wire System	Finish
29, 36, 42	**H** Hardwire – Modesty Mounted Power Box **S** Standard	Foundation Mica

SAMPLE ORDER CODE

THEML 42	**S**	**7**

PRICING

Foundation	Mica
61	65

Xpress

THEMP
Base Feed Power Pole

The Base Feed Power Pole is used to safely route power and communication cables from the floor to the worksurface top.

WHAT'S INCLUDED
1 base feed power pole, 1 divider, base feed plates, and mounting hardware.

WHAT'S EXCLUDED
Base Feed.

NOTES
Can mount on End Gable, Rectangular Base or Carrel Supporting End Screen.

The 29" long pole is used for 29" standard height products.

The 33" long pole is used for 33" ADA height products.

The 36" or 42" long pole is used for High Rectangular Tables (THTS, THTD) or Hub Tables (THHS, THHD).

The opening can accommodate up to 36 Data Cables cat5.

Coordinate colors for cover are solid colors that can be used to match wood prints such as those of End Gable, base infills of the Rectangular Base or Supporting End Screen.

PRODUCT OPTIONS

Table Height	Finish
29, 33, 36, 42	Foundation Mica Coordinate Colors

SAMPLE ORDER CODE

THEMP 33	E

DIMENSIONS INCHES / MM

Table Height
29 / 737
33 / 838
36 / 914
42 / 1067

PRICING

Foundation/ Coordinate Colors	Mica
307	329
317	341
327	350
344	368

Xpress

THEMB
Floor Box Cover

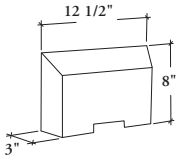

The Floor Box Cover is used to hide power box on the floor and is used with Rectangular Base only.

WHAT'S INCLUDED
1 floor box cover and mounting hardware.

NOTES
Coordinate colors for cover are solid colors that can be used to match wood prints such as those of base infills of the Rectangular Base.

PRODUCT OPTIONS

Finish
Foundation
Mica
Coordinate Colors

SAMPLE ORDER CODE

THEMB 7

PRICING

Foundation/ Coordinate Colors	Mica
168	181

Xpress

THEMC
Wire Management Clips

The wire clips can be screwed under the worksurface at the desired location.

WHAT'S INCLUDED
1 package of 2 clips and mounting hardware.

NOTES
This product is finished in Silver Grey Coordinate.

PRICING

	38

Xpress

THEMW
Cable Tray

The Cable Tray attaches to the underside of a worksurface to manage excess wires.

WHAT'S INCLUDED
1 cable tray and mounting hardware.

WHAT'S EXCLUDED
Underworksurface Plug-In Power Bar.

NOTES
The Underworksurface Plug-In Power Bar (THEPP) can be clipped to this product.

This product is finished in Black.

PRODUCT OPTIONS

Width
12

SAMPLE ORDER CODE

RLWT 12

DIMENSIONS INCHES / MM	PRICING
W	
12 / 305	18

Xpress

THEGQ
Square Grommet

The grommet can be field installed when cable management is needed.

WHAT'S INCLUDED
1 square grommet and wood screws.

WHAT'S EXCLUDED
Cable Pass-Through.

NOTES

Grommets can also be specified as an option on worksurface, desk or tables.

The cover is in Aluminum and the grommet ring finish match coordinate Soft Gris (B) only.

PRODUCT OPTIONS

Cover Finish
Foundation
Mica
Accent

SAMPLE ORDER CODE

THEGQ E

PRICING

	23

Xpress

THETC
Cable Pass-Through Cover

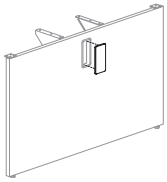

The Cable Pass-Through Cover is mounted on a Cable Pass-Through ring on Solid End Gable, Rectangular Base or Carrel Supporting End Screen.

WHAT'S INCLUDED
1 cable pass-through cover.

WHAT'S EXCLUDED
1 cable pass-through.

NOTES
Coordinate colors for cover are solid colors that can be used to match wood prints such as those of Solid End Gable, base infills of the Rectangular Base or Carrel Supporting End Screen.

PRODUCT OPTIONS

Finish
Foundation
Mica
Coordinate Colors

SAMPLE ORDER CODE

THETC 7

PRICING

	31

teknion

www.teknion.com

IN CANADA:
1150 Flint Road
Toronto, Ontario
M3J 2J5 Canada
Tel 866.teknion
866.835.6466

IN THE USA:
350 Fellowship Road
Mt Laurel, New Jersey
08054 USA
Tel 877.teknion
877.835.6466

OTHER OFFICES LOCATED IN:
Europe, South and Central America
Middle East, Asia and Russia
For regional contact information
go to www.teknion.com

CAN/US/INT 02-20
©Teknion 2017

®, ™ trade marks of Teknion Corporation and/or its subsidiaries or licensed to it. Patents may be pending.

Some products may not be available in all markets. Contact your local Teknion Representative for availability.

FEB17-THESIS