

Trees for Conservation



a buyer's guide

Colorado
State
FOREST
SERVICE

The Colorado State Forest Service tree program enables farmers, ranchers and rural landowners to obtain trees at nominal cost. The program's aim is to encourage landowners to plant new forests; establish effective windbreaks to reduce erosion, protect homes, cropland, livestock and highways; and enhance wildlife habitat. Our trees and shrubs are grown for their conservation benefits only. Ornamental qualities such as color, degree of flowering, fruit production and others are not guaranteed.

To participate, landowners must have at least two acres of land and must agree not to use the trees for ornamental or landscaping purposes. These trees and shrubs cannot be resold as living plants (the roots must be severed). Contact your local nursery for ornamental needs.

For information on ordering trees and application forms, contact your local soil conservation district, your local Extension county office, your district Colorado State Forest Service office (page vi), or the Colorado State Forest Service nursery.



CSFS #115-1196

Many thanks to Dennis Will, Dan Wand, Greg Morgenson, Vince Urbina, Randy Moench and Mike Way for the fine photographs in this publication.

This publication was developed by the Colorado State Forest Service, Colorado State University, Fort Collins, CO 80523-5060.

Trees for Conservation a buyer's guide

a catalog of conservation tree and shrub species grown
at the Colorado State Forest Service Nursery

Revised October 2008

Contents

Colorado State Forest Service Offices	vi	Honeylocust	13
Caragana.....	1	Lombardy poplar	14
Cotoneaster	1	Bur oak	14
Chokecherry.....	2	Coyote willow.....	15
Lilac.....	2	Peachleaf willow.....	15
Native plum.....	3	Prairie sky poplar	16
Sumac (skunkbush)	3	Gambel oak	16
Sand cherry.....	4	Lanceleaf cottonwood.....	17
Nanking cherry	4	Aspen	17
European sage.....	5	Austrian pine.....	18
Wild rose.....	5	Colorado blue spruce.....	18
Buffaloberry	6	Douglas-fir	19
Four-wing saltbush	6	Engelmann spruce	19
Golden currant.....	7	Eastern redcedar.....	20
Serviceberry.....	7	Lodgepole pine.....	20
Mountain mahogany	8	Pinon pine	21
Red-osier dogwood	8	Ponderosa pine.....	21
New Mexico forestiera (privet)	9	Rocky Mountain juniper	22
Snowberry	9	Scotch pine	22
Wax currant.....	10	White fir.....	23
Green ash.....	10	Bristlecone pine.....	23
Siberian elm.....	11	Narrowleaf cottonwood.....	24
Hybrid cottonwood.....	11	Freemont cottonwood	24
Native willow mix	12	Limber pine	25
Golden willow	12	Subalpine fir	25
Hackberry.....	13		

Colorado State Forest Service

Jeff J. Jahnke, State Forester
Colorado State University
Fort Collins, Colorado 80523-5060
(970) 491-6303

Alamosa District

Colorado State Forest Service
P. O. Box 1137
129A Santa Fe
Alamosa, CO 81101-1137
(719) 587-0915

Boulder District

Colorado State Forest Service
5625 Ute Highway
Longmont, CO 80503-9130
(303) 823-5774

Canon City District

Colorado State Forest Service
515 McDaniel Blvd., Industrial Park
Canon City, CO 81212-4164
(719) 275-6865

Durango District

Colorado State Forest Service
P. O. Box 7233
Fort Lewis College Campus
Durango, CO 81301-3908
(970) 247-5250

Fort Collins District

Colorado State Forest Service
Building #1052, Foothills Campus
Colorado State University
Fort Collins, CO 80523-5060
(970) 491-8660

Fort Morgan District

Colorado State Forest Service
P.O. Box 368
801 East Burlington
Fort Morgan, CO 80701-3638
(970) 867-5610

Franktown District

Colorado State Forest Service
2068 North State Highway 83
P. O. Box 485
Franktown, CO 80116-0485
(303) 660-9625

Golden District

Colorado State Forest Service
1504 Quaker Street
Golden, CO 80401-2956
(303) 279-9757

Granby District

Colorado State Forest Service
P. O. Box 69
201 E Jasper
Granby, CO 80446-0069
(970) 887-3121

Grand Junction District

Colorado State Forest Service
State Services Building
222 South 6th Street, Room 416
Grand Junction, CO 81501-2771
(970) 248-7325

Gunnison District

Colorado State Forest Service
P. O. Box 1390
Gunnison, CO 81230-1390
(970) 641-6852

La Junta District

Colorado State Forest Service
208 Santa Fe Avenue, Suite 21
La Junta, CO 81050-0977
(719) 384-9087

La Veta District

Colorado State Forest Service
P. O. Box 81
Moore & Poplar Streets
La Veta, CO 81055-0081
(719) 742-3588

Montrose District

Colorado State Forest Service
102 Par Place, Suite 1
Montrose, CO 81401-4196
(970) 249-9051

Salida District

Colorado State Forest Service
7980 West Highway 50
Salida, CO 81201-9571
(719) 539-2579

Steamboat Springs District

Colorado State Forest Service
P. O. Box 773657
1475 Pine Grove Road, Suite 201A
Steamboat Springs, CO 80477-3657
(970) 879-0475

Woodland Park District

Colorado State Forest Service
P. O. Box 9024
113 South Boundary
Woodland Park, CO 80866-9024
(719) 687-2921

CSFS Nursery

Colorado State Forest Service
Building 1060, Foothills Campus
Colorado State University
Fort Collins, CO 80523-5060
(970) 491-8429

Caragana

Caragana arborescens


Growth Form: irregular or hedgelike
Crown Density: dense
Size: 8-12 feet high
5-8 foot spread
Drought Resistance: excellent
Cold Hardiness: excellent
Growth Rate: rapid
Life Span: moderate
Elevational Range: to 9,500 feet
Soil Conditions: good salt and alkaline tolerance
Possible Insect Problems: aphids and grasshoppers
Possible Disease Problems: very resistant
Wildlife Value: good: songbirds
Seasonal Color: yellow spring flowers
Miscellany: does well in poor soils



Cotoneaster

Cotoneaster acutifolia

Growth Form: ovoid to irregular
Crown Density: dense
Size: 6-8 feet high
3-5 foot spread
Drought Resistance: very good
Cold Hardiness: excellent
Growth Rate: rapid
Life Span: moderate
Elevational Range: to 9,500 feet
Soil Conditions: good alkaline tolerance
Possible Insect Problems: oyster shell scale
Possible Disease Problems: fireblight; fairly resistant
Wildlife Value: high: song and game birds
Seasonal Color: brilliant red-orange foliage
Miscellany: can be clipped to a hedge



Chokecherry

Prunus virginiana



Growth Form: ovoid to irregular
Crown Density: moderate
Size: 6-20 feet high
6-20 foot spread
Drought Resistance: good
Cold Hardiness: excellent
Growth Rate: rapid
Life Span: moderate
Elevational Range: to 9,000 feet
Soil Conditions: good alkaline tolerance
Possible Insect Problems: borers, pear-slug sawfly
Possible Disease Problems: black knot, fireblight
Wildlife Value: high: song and ground birds; good: small mammals, and browse for deer
Seasonal Color: golden yellow to orange fall foliage
Miscellany: delicious edible fruit for jellies and pies; native; can be poisonous to livestock



Lilac

Syringa spp.

var. villosa lilac



common lilac



Growth Form: round to irregular
Crown Density: dense
Size: 8-12 feet high
8-12 foot spread
Drought Resistance: very good
Cold Hardiness: excellent
Growth Rate: rapid
Life Span: moderate
Elevational Range: to 8,000 feet
Soil Conditions: good alkaline tolerance
Possible Insect Problems: lilac borer, leaf miners, oyster shell scale
Possible Disease Problems: lilac leaf blotch, powdery mildew, some leaf spots
Wildlife Value: moderately high: songbirds; cover value
Seasonal Color: fragrant purple or white spring flowers
Miscellany: develops into a dense barrier



Native plum

Prunus americana



Growth Form: irregular

Crown Density: open

Size: to 8 feet high
to 8 foot spread

Drought Resistance: good

Cold Hardiness: excellent

Growth Rate: rapid

Life Span: moderate

Elevational Range: to 8,000 feet

Soil Conditions: good alkaline tolerance

Possible Insect Problems: pear-slug sawfly

Possible Disease Problems: fireblight, powdery mildew

Wildlife Value: excellent: hooped browsers; nesting cover and food value

Seasonal Color: large white flowers in May

Miscellany: native; delicious edible fruit for jellies and canning; forms a thicket



Sumac (skunkbush)

Rhus trilobata



Growth Form: irregular

Crown Density: dense

Size: to 4 feet high
to 8 foot spread

Drought Resistance: excellent

Cold Hardiness: excellent

Growth Rate: rapid to moderate

Life Span: moderate

Elevational Range: to 8,000 feet

Soil Conditions: excellent alkaline tolerance

Possible Insect Problems: fairly resistant

Possible Disease Problems: Fusarium wilt

Wildlife Value: excellent: many birds

Seasonal Color: red-orange fall foliage

Miscellany: native; berries have slight lemon taste when rolled under tongue



Sand cherry

Prunus besseyi



Growth Form: spreading

Crown Density: moderate

Size: 3 feet high
4 foot spread

Drought Resistance: good

Cold Hardiness: good

Growth Rate: rapid

Life Span: short

Elevational Range: to 7,500 feet

Soil Conditions: best on sandy to loamy soils

Possible Insect Problems: pear slug; fall web worm

Possible Disease Problems: powdery mildew

Wildlife Value: excellent: browse and food value

Seasonal Color: pink flowers

Miscellany: native; edible fruit



Nanking cherry

Prunus tomentosa

Growth Form: round to irregular

Crown Density: moderate

Size: to 8 feet high
to 8 foot spread

Drought Resistance: good

Cold Hardiness: excellent

Growth Rate: rapid

Life Span: moderate

Elevational Range: to 8,000 feet

Soil Conditions: good alkaline tolerance

Possible Insect Problems: tent caterpillars, bark beetles

Possible Disease Problems: shot-hole leaf spot, black knot

Wildlife Value: high: song and game birds

Seasonal Color: white flowers in spring

Miscellany: delicious edible fruit for jellies; blooms early



European sage

Artemisia abrotanum



Growth Form: round to irregular
Crown Density: open
Size: to 8 feet high
to 8 foot spread
Drought Resistance: very good
Cold Hardiness: good
Growth Rate: rapid
Life Span: moderate
Elevational Range: to 6,000 feet
Soil Conditions: good alkaline tolerance
Possible Insect Problems: fairly resistant
Possible Disease Problems: fairly resistant
Wildlife Value: fair; cover and browse value



Wild rose

Rosa spp.

Growth Form: irregular
Crown Density: open
Size: 4 feet high, spreading
Drought Resistance: good
Cold Hardiness: excellent
Growth Rate: rapid
Life Span: moderate
Elevational Range: to 10,000 feet
Soil Conditions: moist
Possible Insect Problems: leaf cutter bees
Wildlife Value: excellent: big game browse and food value;
relished by grouse, turkey and pheasant
Seasonal Color: not conspicuous
Miscellany: native; showy flowers; suckers and spreads



Buffaloberry

Shepherdia argentea



Growth Form: round to irregular
Crown Density: dense
Size: 10 feet high; spreading
Drought Resistance: good
Cold Hardiness: excellent
Growth Rate: moderate
Life Span: long
Elevational Range: to 7,500 feet
Soil Conditions: tolerates alkaline
Possible Insect Problems: unimportant
Possible Disease Problems: unimportant
Wildlife Value: good: food value; excellent: cover for small game and songbird nesting
Seasonal Color: not conspicuous
Miscellany: native; edible fruit for jellies; forms thickets



Four-wing saltbush

Atriplex canescens



Growth Form: round to irregular
Crown Density: moderate
Size: 3 feet high
5 foot spread
Drought Resistance: excellent
Cold Hardiness: good
Growth Rate: moderate
Life Span: long
Elevational Range: to 8,500 feet
Soil Conditions: excellent alkali and salt tolerance
Possible Insect Problems: grasshoppers
Wildlife Value: good: forage value
Seasonal Color: mature seed makes fine contrast
Miscellany: native



Golden currant

Ribes aureum



Growth Form: round to irregular

Crown Density: moderate

Size: 7 feet high

3 foot spread

Drought Resistance: good

Cold Hardiness: good

Growth Rate: rapid

Life Span: moderate

Elevational Range: to 8,000 feet

Soil Conditions: moist

Possible Insect Problems: imported currant worm, oyster shell scale

Possible Disease Problems: blister rust

Wildlife Value: good: food and browse value; nesting cover

Seasonal Color: red to orange fall color; showy yellow flowers

Miscellany: native; edible fruit



Serviceberry

Amelanchier spp.

Growth Form: ovoid to irregular

Crown Density: moderate

Size: 6 feet high

5 foot spread

Drought Resistance: fair

Cold Hardiness: excellent

Growth Rate: moderate

Life Span: long

Elevational Range: to 9,000 feet

Soil Conditions: moist

Possible Insect Problems: pear slug

Possible Disease Problems: leaf spots and rust

Wildlife Value: excellent: big game browse; food value for upland game

Seasonal Color: showy white flowers

Miscellany: native; edible fruit; showy flowers



Mountain mahogany

Cercocarpus montanus



Growth Form: irregular
Crown Density: dense
Size: 6 feet high
5 foot spread
Drought Resistance: excellent
Cold Hardiness: good
Growth Rate: moderate
Life Span: moderate
Elevational Range: to 9,000 feet
Soil Conditions: tolerates alkaline; well-drained
Possible Insect Problems: tent caterpillars
Possible Disease Problems: unimportant
Wildlife Value: high: big game browse; cover for small game
birds and mammals
Seasonal Color: not conspicuous
Miscellany: native; seed showy in fall



Red-osier dogwood

Cornus serica

Growth Form: irregular
Crown Density: open
Size: to 8 feet high
to 6 foot spread
Drought Resistance: fair
Cold Hardiness: excellent
Growth Rate: rapid
Life Span: moderate
Elevational Range: to 11,000 feet
Soil Conditions: not suited for dense clays
Possible Insect Problems: dogwood sawfly, polyphemus
moth, oystershell scale
Possible Disease Problems: cytospora canker
Wildlife Value: excellent: grouse, pheasant, turkey, grosbeak,
robin, cedar waxwing
Seasonal Color: vivid red fall foliage and stems. Showy white
flowers and berries
Miscellany: for moist sites such as streamside riparian areas




Dogwood close-up courtesy Natural Resources Conservation Service

New Mexico forestiera (privet)

Forestiera neomexicana

Growth Form: irregular
Crown Density: dense
Size: 10 feet high
Drought Resistance: excellent
Cold Hardiness: good
Growth Rate: moderate
Life Span: long
Elevational Range: to 7,500 feet
Soil Conditions: moist; alkaline tolerance
Possible Insect Problems: unimportant
Possible Disease Problems: unimportant
Wildlife Value: good; fruit valuable to quail, songbirds;
excellent: cover
Seasonal Color: not conspicuous
Miscellany: native; bluish-black fruit; yellow flowers



Snowberry

Symphoricarpos spp.

Growth Form: irregular
Crown Density: open
Size: 3 feet high
Drought Resistance: fair
Cold Hardiness: excellent
Growth Rate: moderate
Life Span: moderate
Elevational Range: to 9,500 feet
Soil Conditions: good alkaline tolerance
Possible Insect Problems: aphids
Possible Disease Problems: leaf spot, anthracnose, rust,
powdery mildew
Wildlife Value: good: food and cover for turkey, grouse, and
other small game
Seasonal Color: white fruit
Miscellany: native



Wax Currant

Ribes cereum



Growth Form: irregular
Crown Density: moderate
Size: 3 feet high
3-5 foot spread
Drought Resistance: very good
Cold Hardiness: very good
Growth Rate: rapid
Life Span: moderate
Elevational Range: 4000-11000 feet
Soil Conditions: coarse and medium textured soils
Possible Insect Problems:
Possible Disease Problems: alternate host for white pine
blister rust
Wildlife Value: high
Seasonal Color: attractive red fruit
Miscellany: native, edible fruit



Green ash

Fraxinus pennsylvanica



Growth Form: irregular to elliptical
Crown Density: moderate
Size: 35-75 feet high
15-35 foot spread
Drought Resistance: excellent
Cold Hardiness: excellent
Growth Rate: rapid
Life Span: long
Elevational Range: to 6,000 feet
Soil Conditions: good alkaline tolerance
Possible Insect Problems: ash borer, oyster shell scale, ash
sawfly
Possible Disease Problems: occasional powdery mildew
Wildlife Value: fair: game and songbirds
Seasonal Color: golden-yellow fall foliage
Miscellany: native; does best in sandy, loam soils



Siberian elm

Ulmus pumila



- Growth Form:** irregular
- Crown Density:** moderate
- Size:** to 40 feet high
30-40 foot spread
- Drought Resistance:** excellent
- Cold Hardiness:** excellent
- Growth Rate:** rapid
- Life Span:** moderate
- Elevational Range:** to 8,000 feet
- Soil Conditions:** tolerates alkaline well
- Possible Insect Problems:** elm leaf beetle
- Possible Disease Problems:** bacterial wetwood
- Wildlife Value:** moderate: song and game birds (seeds and buds)
- Seasonal Color:** not conspicuous
- Miscellany:** hardiest of all elms; can be weedy



Hybrid cottonwood (poplar)

Populus spp.

- Growth Form:** globular to irregular
- Crown Density:** moderate
- Size:** 75-100 feet high
50-75 foot spread
- Drought Resistance:** poor
- Cold Hardiness:** excellent
- Growth Rate:** rapid
- Life Span:** moderate
- Elevational Range:** to 6,500 feet
- Possible Insect Problems:** leaf miners, fall webworm, poplar borers, oyster shell scale
- Possible Disease Problems:** cytospora canker; bacterial wetwood, Marssonina leaf blight
- Wildlife Value:** fair: nesting and roosting cover
- Miscellany:** “Norway” male clone, will produce male flowers.
No guarantee on degree of “cotton” production



Native willow mix

Salix spp.



Growth Form: irregular

Crown Density: dense

Size: to 12 feet high; spreading

Drought Resistance: poor

Cold Hardiness: excellent

Growth Rate: rapid

Life Span: moderate

Elevational range: to 9,500 feet

Soil Conditions: moist

Possible Insect Problems: willow and poplar borers;
sawfly galls

Possible Disease Problems: leaf rust

Wildlife Value: high: food and cover for birds, browse value
for deer, elk and moose

Seasonal Color: not conspicuous

Miscellany: a mix of whiplash (Pacific), strapleaf, and coyote
willows, native, suckers and spreads, species mix may
vary from year to year

Golden willow

Salix alba vitellina



Growth Form: globular to spreading

Crown Density: moderate

Size: to 35 feet high
to 35 foot spread

Drought Resistance: poor

Cold Hardiness: excellent

Growth Rate: rapid

Life Span: moderate

Elevational Range: to 8,000 feet

Soil Conditions: tolerates alkaline and salts well

Possible Insect Problems: aphids

Possible Disease Problems: cytophora canker; bacterial
wetwood

Wildlife Value: moderate: song and game birds; food value
for buds and twigs

Seasonal Color: orange-yellow bark on young growth
in winter

Miscellany: requires moist soil



Hackberry

Celtis occidentalis

Growth Form: globular

Crown Density: moderate

Size: 40-60 feet high

40-60 foot spread

Drought Resistance: very good

Cold Hardiness: very good

Growth Rate: rapid to moderate

Life Span: long

Elevational Range: to 7,000 feet

Soil Conditions: tolerates alkaline well; moderately salt tolerant

Possible Insect Problems: leaf gall psyllids; spiny elm caterpillar; nipple gall always present

Possible Disease Problems: hackberry witches' broom

Wildlife Value: high: songbirds and small mammals

Seasonal Color: pale lemon-yellow foliage in fall

Miscellany: native; wood of commercial value



Honeylocust

Gleditsia triacanthos inermis

Growth Form: irregular, spreading

Crown Density: open, fine-textured

Size: 35-75 feet high

15-50 foot spread

Drought Resistance: very good

Cold Hardiness: very good

Growth Rate: rapid

Life Span: moderate to long


Elevational Range: to 7,500 feet

Possible Insect Problems: pod gall midge; scale insects

Possible Disease Problems: thyronectria canker; sunscald; cytospora canker

Wildlife Value: low

Miscellany: usually thornless



Lombardy poplar


Populus nigra 'Italica'



- Growth Form:** columnar to ovoid
 - Crown Density:** moderate
 - Size:** to 40 feet high
10-15 foot spread
 - Drought Resistance:** poor
 - Cold Hardiness:** excellent
 - Growth Rate:** rapid
 - Life Span:** short
 - Elevational Range:** to 8,000 feet
 - Possible Insect Problems:** fall webworm
 - Possible Disease Problems:** bacterial wetwood; cytospora canker
 - Wildlife Value:** low
 - Miscellany:** best for temporary protection only
-
-

Bur oak

Quercus macrocarpa



- Growth Form:** globular
- Crown Density:** moderate
- Size:** to 75 feet high
- Drought Resistance:** excellent
- Cold Hardiness:** excellent
- Growth Rate:** slow
- Life Span:** very long
- Elevational Range:** to 7,000 feet
- Soil Conditions:** tolerates alkaline well
- Possible Insect Problems:** scales, gall wasps
- Wildlife Value:** excellent: acorn food value for birds and mammals
- Seasonal Color:** not conspicuous
- Miscellany:** can live more than 200 years



Coyote willow

Salix exigua



Growth Form: irregular
Crown Density: dense
Size: to 10 feet high; spreading
Drought Resistance: poor
Cold Hardiness: excellent
Growth Rate: rapid
Life Span: short
Elevational Range: to 9,500 feet
Soil Conditions: moist
Possible Insect Problems: willow and poplar borers; sawfly galls
Possible Disease Problems: leaf rust
Wildlife Value: high: food and cover for birds; browse value for deer, elk and moose
Seasonal Color: not conspicuous
Miscellany: native; suckers and spreads



Peachleaf willow

Salix amygdaloides



Growth Form: irregular
Crown Density: open
Size: to 40 feet high
Drought Resistance: poor
Cold Hardiness: excellent
Growth Rate: rapid
Life Span: moderate
Elevational range: to 9,500 feet
Soil Conditions: moist
Possible Insect Problems: willow and poplar borers
Possible Disease Problems: cytospora canker, leaf rust
Wildlife Value: high: food and cover for birds, browse value for deer, elk & moose
Seasonal Color: not conspicuous
Miscellany: native



Prairie Sky Cottonwood

Populus x canadensis 'Prairie Sky'

Growth Form: columnar

Crown Density: moderate

Size: 50 feet high

10 foot spread

Drought Resistance: low

Cold Hardiness: excellent

Growth Rate: rapid

Life Span: moderate

Elevational Range: to 8,000

Soil Conditions: Adapted to coarse and medium textured soils

Possible Insect Problems: Cottonwood leaf beetle

Possible Disease Problems: Good canker resistance

Wildlife Value: low

Seasonal Color: not conspicuous

Miscellany: usually cottonless



Gambel Oak

Quercus gambelii

Growth Form: irregular

Crown Density: moderate

Size: 4 to 15 feet high

Spread variable

Drought Resistance: Low

Cold Hardiness: Good

Growth Rate: Slow

Life Span: Long

Elevational Range: 4100 to 9000

Soil Conditions: Adapted to coarse and medium textured soils

Possible Insect Problems: gall wasps

Possible Disease Problems: anthracnose

Wildlife Value: High

Seasonal Color: not conspicuous

Miscellany: native though can be regarded as weedy in some areas



Lanceleaf Cottonwood

Populus x acuminata

Growth Form: irregular
Crown Density: moderate
Size: 40 to 60 feet high
25 foot spread
Drought Resistance: low
Cold Hardiness: good
Growth Rate: rapid
Life Span: moderate
Elevational Range: 4000 to 8500
Soil Conditions: adapted to coarse soils
Possible Insect Problems: borers
Possible Disease Problems: cankers
Wildlife Value: Low
Seasonal Color: Can have attractive yellow leaves in fall
Miscellany: male flowers



Aspen

Populus tremuloides

Growth Form: ovoid to columnar
Crown Density: open
Size: 35-50 feet high
20-35 foot spread
Drought Resistance: poor
Cold Hardiness: excellent
Growth Rate: rapid
Life Span: moderate
Elevational Range: to 11,000 feet
Possible Insect Problems: poplar borer, scale, tent caterpillar,
twig gall fly
Possible Disease Problems: cytospora canker, leaf spot
Wildlife Value: high: buds and catkins for food value for
grouse and browsers
Seasonal Color: yellow fall color
Miscellany: native



Austrian pine

Pinus nigra

Growth Form: pyramidal

Crown Density: open

Size: to 40 feet high
to 30 foot spread

Drought Resistance: excellent

Cold Hardiness: fair

Growth Rate: slow

Life Span: long

Elevational Range: to 7,000 feet

Soil Conditions: tolerates alkaline well

Possible Insect Problems: pine tip moth

Possible Disease Problems: fairly resistant

Wildlife Value: high: song and ground birds, food value from seeds

Seasonal Color: evergreen

Miscellany: forms a good screen



Colorado blue spruce

Picea pungens

Growth Form: conical

Crown Density: dense

Size: 60-100 feet high
15-35 foot spread

Drought Resistance: fair

Cold Hardiness: excellent

Growth Rate: slow

Life Span: long

Elevational Range: to 9,500 feet

Soil Conditions: fair alkaline tolerance

Possible Insect Problems: pine needle scale, tussock moth,
terminal weevil, gall aphids

Possible Disease Problems: Valsa canker, spruce witches'
broom

Wildlife Value: high: song and ground birds and grouse;
hoofed and small browsers

Seasonal Color: bluish evergreen

Miscellany: native; Colorado's state tree; high ornamental
value



Douglas-fir

Pseudotsuga menziesii



Growth Form: conical to pyramidal
Crown Density: dense
Size: 70-100 feet high
20-35 foot spread
Drought Resistance: good
Cold Hardiness: excellent
Growth Rate: slow
Life Span: long
Elevational Range: 6,000 to 9,000 feet
Possible Insect Problems: spruce budworm
Possible Disease Problems: shoestring root rot; Douglas-fir
mistletoe, bacterial gall
Wildlife Value: high: food value for grouse, songbirds and
small mammals; browse for deer and elk
Seasonal Color: evergreen
Miscellany: native



Engelmann spruce

Picea engelmannii

Growth Form: conical to spirelike
Crown Density: dense
Size: 70-90 feet high
15-30 foot spread
Drought Resistance: very good
Cold Hardiness: excellent
Growth Rate: slow
Life Span: long
Elevational Range: 8,000 to 11,000 feet
Possible Insect Problems: spruce bark beetle, spruce
budworm
Possible Disease Problems: root rot, spruce broom rust
Wildlife Value: high: food value for grouse and songbirds;
browse for deer and elk
Seasonal Color: evergreen
Miscellany: native; intolerant of direct sun, requires shade



Eastern redcedar

Juniperus virginiana

Growth Form: pyramidal to irregular

Crown Density: dense

Size: 15-20 feet high

10-20 foot spread

Drought Resistance: excellent

Cold Hardiness: excellent

Growth Rate: slow

Life Span: long

Elevational Range: to 7,500 feet

Soil Conditions: tolerates alkaline and salts well

Possible Insect Problems: spider mites

Possible Disease Problems: rust

Wildlife Value: high: song and game birds; hoofed browsers,
good cover

Seasonal Color: rusty red

Miscellany: very adaptable to site conditions



Lodgepole pine

Pinus contorta

Growth Form: conical to spirelike

Crown Density: open

Size: 35-70 feet high

15-30 foot spread

Drought Resistance: excellent

Cold Hardiness: excellent

Growth Rate: slow

Life Span: long

Elevational Range: 6,000 to 11,000 feet

Possible Insect Problems: mountain pine beetle

Possible Disease Problems: mistletoe, western gall rust

Wildlife Value: high: food value from seeds for upland game
and songbirds

Seasonal Color: evergreen

Miscellany: native; good conifer for high altitude
windbreaks



Pinon pine

Pinus edulis



- Growth Form:** rounded to irregular
Crown Density: dense
Size: 15-30 feet high
15-30 foot spread
Drought Resistance: excellent
Cold Hardiness: excellent
Growth Rate: slow
Life Span: long
Elevational Range: to 7,500 feet
Possible Insect Problems: pinon pitch borer, ips, spindle gall
midge
Possible Disease Problems: black stain root disease,
mistletoe
Wildlife Value: high: food value from seeds for upland game
and songbirds
Seasonal Color: evergreen
Miscellany: native



Ponderosa pine

Pinus ponderosa



- Growth Form:** conical to ovoid
Crown Density: moderately dense
Size: 40-100 feet high
15-60 foot spread
Drought Resistance: excellent
Cold Hardiness: excellent
Growth Rate: rapid to moderate
Life Span: long
Elevational Range: to 9,000 feet
Soil Conditions: tolerates alkaline well
Possible Insect Problems: sawflies, bark beetle, tip moth
Possible Disease Problems: western gall rust; dwarf
mistletoe, shoestring root rot
Wildlife Value: high: song and ground birds, small mammals,
browsers
Seasonal Color: evergreen
Miscellany: native; needs well-drained soils



Rocky Mountain juniper

Juniperus scopulorum



Growth Form: pyramidal to irregular

Crown Density: dense

Size: 15-50 feet high

10-35 foot spread

Drought Resistance: excellent

Cold Hardiness: excellent

Growth Rate: slow

Life Span: long

Elevational Range: to 9,000 feet

Soil Conditions: excellent alkaline tolerance


Possible Insect Problems: spider mites, bark beetles

Possible Disease Problems: juniper broom rust, juniper gall
rusts, juniper true mistletoe

Wildlife Value: high: song and ground birds, large browsing
mammals

Seasonal Color: evergreen

Miscellany: native



Scotch pine

Pinus sylvestris



Growth Form: pyramidal to ovoid

Crown Density: open

Size: 40-65 feet high

20-40 foot spread

Drought Resistance: very good

Cold Hardiness: very good

Growth Rate: rapid

Life Span: long

Elevational Range: to 7,000 feet

Soil Conditions: tolerates alkaline

Possible Insect Problems: tip moths, ips beetles

Possible Disease Problems: fairly resistant

Wildlife Value: high: food value for upland game and song
birds

Seasonal Color: evergreen

Miscellany: makes an excellent Christmas tree

White fir

Abies concolor



Growth Form: conical
Crown Density: dense
Size: 60-100 feet high
20-35 foot spread
Drought Resistance: very good
Cold Hardiness: excellent
Growth Rate: slow
Life Span: long
Elevational Range: 6,000 to 9,000 feet
Possible Insect Problems: spruce budworm, Douglas-fir
tussock moth
Possible Disease Problems: needlecast, root rot
Wildlife Value: moderate: food source and winter cover for
grouse and songbirds
Seasonal Color: bluish evergreen
Miscellany: native



Bristlecone pine

Pinus aristata



Growth Form: irregular
Crown Density: open
Size: 20-40 feet high
Drought Resistance: fair
Cold Hardiness: excellent
Growth Rate: slow
Life Span: long
Elevational Range: to 11,000 feet
Possible Insect Problems: bark beetles
Possible Disease Problems: white pine blister rust
Wildlife Value: high: food value from seeds for upland game
and songbirds
Seasonal Color: evergreen
Miscellany: native

Narrowleaf cottonwood

Populus angustifolia

Growth Form: ovoid to irregular

Crown Density: moderate

Size: to 50 feet high

to 30 foot spread

Drought Resistance: fair

Cold Hardiness: excellent

Growth Rate: rapid

Life Span: moderate

Elevational Range: 5,000 to 9,500 feet

Soil Conditions: tolerates alkaline well

Possible Insect Problems: blotchmine beetle

Possible Disease Problems: cytospora canker; bacterial wetwood

Wildlife Value: moderate: nesting and roosting cover; buds catkins and twigs for food value

Seasonal Color: yellow

Miscellany: native; very weak wood



Fremont Cottonwood

Populus fremontii

Growth Form: spreading

Crown Density: moderate

Size: 50-90 feet high

35 foot spread

Drought Resistance: Medium

Cold Hardiness: Fair

Growth Rate: Rapid

Life Span: Moderate

Elevational Range: 4000 to 7000 feet

Soil Conditions: adapted to a variety of soil types

Possible Insect Problems: cottonwood leaf beetle

Possible Disease Problems: mistletoe

Wildlife Value: low

Seasonal Color: attractive yellow

Miscellany: native of Western Colorado, not cottonless



Limber pine

Pinus flexilis



Growth Form: conical to ovoid
Crown Density: open
Size: to 35 feet high
Drought Resistance: good
Cold Hardiness: excellent
Growth Rate: slow
Life Span: long
Elevational Range: to 11,000 feet
Soil Conditions: well-drained
Possible Insect Problems: bark beetles
Possible Disease Problems: mistletoe
Wildlife Value: high: food value from seeds for upland game and songbirds
Seasonal Color: evergreen
Miscellany: native

Subalpine fir

Abies lasiocarpa



Growth Form: conical to spire-like
Crown Density: moderate
Size: 60-100 feet high
10 to 20 foot spread
Drought Resistance: poor
Cold Hardiness: excellent
Growth Rate: slow
Life Span: long
Elevational Range: 8,000 to 11,000 feet
Possible Insect Problems: balsam bark beetle, western spruce budworm, fir engraver
Possible Disease Problems: armillaria root disease, annosus root rot
Wildlife Value: fair: grouse, nutcracker, sapsucker, deer, elk, moose
Seasonal Color: distinctive black/purple cones
Miscellany: native, not suited to lower elevations, requires shade

