

Fagus

November 2022

The Quarterly Magazine of the Friends of the Royal Tasmanian
Botanical Gardens



In this Issue: * Acting Director's Report * President's Annual Report
* Introducing the New Horticultural Botanist
* Volunteering on Deal Island * Gardens of France
* A Botanical Walk at the Waterworks * Kowhai (*Sophora spp.*)
* Significant Trees * Friends' News

RTBG Friends Committee 2022-2023

President: Lee Cole 0478611560

Vice President: Wendy Bowman 0417525326

Secretary and Membership:

Stuart Clutterbuck 0418534814

Treasurer: Nicole Clutterbuck 0409505574

Public Officer: Wendy Bowman 0417525326

Publications: Frances Alexis 0439518520

Events Co-Ordinator: Elizabeth Haworth 0488291311

Committee: Nicole Conway 0400714821

Committee: Anne Crawford 0418517968

Committee: Jenny Parrott 0438278398

Committee: Victoria Reeves 0423695050

RTBG Liaison: Leesa Butler

Bookings for Garden Tours

Please contact the Gardens office on 6066 0451

Contributors to this issue

Fran Alexis; Lee Cole; Anne Crawford; Margot Foster;
Elizabeth Haworth; Bernard Pryor OAM; David Reid;
Laura Williams

Our Cover

Double Wisteria Japanese Garden

Photo: Fran Alexis

Printed by

Focal Printing

Strahan Street, North Hobart

6234 2602

Typesetting and Design


Kay Hayes

Friends email address:

info@rtbgfriends.com.au

Follow us on Facebook

RTBG Friends



From the Editor's Desk

Welcome to the new and continuing committee members, all set to lead us through the coming year. It is a privilege to serve on the committee as I have done off and on for during the last twenty years. It gives me an insight into the running of the Royal Tasmanian Botanical Gardens (RTBG) as well as an opportunity to form closer connections with other members and Friends in a relaxed and friendly way.

Our magazine, *Fagus*, performs a similar function as it keeps the whole group of Friends informed. In this issue we hear from the acting Director, David Reid, who provides a glimpse behind the scenes at the RTBG. Our President Lee Cole summarises the past year's activities of the Friends, and passes on our thanks to outgoing committee members, events coordinator Eileen Maskrey and Membership officer, Bernard Pryor for their efficient and tireless efforts contributing to the smooth running of the Friends of the RTBG.

Tasmania has several different volunteer Friends groups who each share a passion for giving back to the community as do Friends of the RTBG. I think you will be interested in an article about Stuart Dudgeon who volunteers as a Friend of Deal Island. I report on the Botanical Walk run by the Friends of the Tasmanian Museum and Art Gallery to show how often the interests of different groups of volunteers overlap.

Laura Wilson, the new Horticultural Botanist at the RTBG introduces herself and also writes a special report on the 7th Global Botanic Gardens Congress in Melbourne that she attended which was funded by the Friends of the RTBG.

Elizabeth Haworth takes us to France on a visual tour of the beautiful gardens she visited on her trip there earlier in the year and there is an informative article by Bernard Pryor about a yellow flowering tree/shrub you can find in the New Zealand section of the Gardens. While looking for particular plants, find the Casuarina or River Sheoak that features in the series of Significant Trees at the RTBG.

Friends News has words and images of the two latest successful events, either especially for Friends or as a fundraiser for Friends; the 30th Anniversary reception at Government House and the Three Garden Trail in Kingston.

Idea images and articles for *Fagus* are always welcome, so if you have something you would like to share, please send it to me at my email address(see below). Maybe you have a great image for the front cover. The cut-off date for the next February edition is 21 January 2023.

I hope to see many of you at our December meeting, as that is our Christmas get together. The official bit will be short allowing plenty of time for conviviality, with food, tea and coffee.

Fran Alexis, Editor

Fran.Alexis@utas.edu.au

Acting Director's Report

It has now been over five months that I have been in the Acting Director role and in that time I have had the privilege of working closely with the RTBG Board as we focus on the strategic projects as a priority, including the review of the Strategic Master Plan and progressing the Visitor Centre project. Both of these initiatives are proceeding well, and you will hear more about these two important projects early in the new year.

In late November we will welcome our new Director, Mr. Yann Gagnon.

Yann's background includes managing botanical gardens in Canada including the renowned VanDusen Botanical Garden in Vancouver, as well as managing parks and reserves on Vancouver Island.

We are looking forward to welcoming Yann and working closely with him as he settles into the role.

Garden Operations

The new works to the lower entrance were completed in August, with the planting of a Chinese Elm in the new lawn area. This work has greatly improved the amenity of this entrance with a replanting along the fence line, new lawn area and the widening and resurfacing of the bitumen roadway. We will continue to add finishing touches in the new year with the reinstallation of the Garden Map and information signage.

Installation of new irrigation systems in the New Zealand collection is complete. A further upgrade to this collection involving the installation of steel edging to the lawn and garden beds commenced in August. This work will improve the maintenance and finish of the interface of lawn and garden beds and is due to be complete in mid-September.

Clean up and remediation of the golden elm site commenced in late August. Due to the regular rainfall during July and August, the site has been too wet to undertake the required work to reinstate lawn in the space that the tree occupied. This work will involve stripping out the remaining root system and re-grading the soil levels in preparation for re-establishment of lawn. This work will commence in early November. Our Assets and Infrastructure team completed the installation of a new weather station in the nursery/depot area in September.

The information from the station can be accessed through an App on our mobile phones and provides regular updates that allow us to get an accurate indication of weather conditions across the garden. This information is particularly important for us when we are dealing with severe weather events that may lead us to close the garden for staff and visitor safety.

Events and Visitor Engagement

RTBG Tomato Plant Sale

The Annual Spring Plant Sale, featuring our extensive range of Heirloom Tomatoes was again a great success, running over three days, from 13 to 15 October.

This event is the RTBG's biggest annual fundraiser, and this year all tomato plants sold out by midday on the last day of the event. This is the first occasion that we have sold out during the sale days. In previous years we have sold remaining plants through the Hub or Shop. The support that we receive from the community for this event is humbling and we are always grateful to those people that wait patiently in line to get into the Tomato glasshouse to make their purchases.

We had the pleasure of a visit from Minister Jaensch on the day prior to the sale. Minister Jaensch enjoyed a tour of the sales area and spent time discussing the upcoming event, as well as getting an insight into other parts of the nursery.

Promotion of the event included 2 articles in the Mercury newspaper, lead-up radio interviews on ABC Radio Hobart and the scheduling of ABC Gardening Australia's filmed segment from 2021 the week prior to the sale.



I would like to acknowledge the efforts of staff and volunteers for their dedication to the lead-up and running of this iconic event.

Safe Snaps of Rare Orchids Display

RTBG staff and volunteers, in conjunction with The Tasmanian Orchid Conservation and Research Program, held a display of rare Orchids in the Visitor Centre from 6-8 October 2022.

In all 365 actively engaged with the display, and 171 were photographing the plants. A short survey around ethical photography and the display provided good information and feedback. Many orchid enthusiasts shared their images on social media sites such as the Tasmanian Native Orchid Facebook page (public group with 4.4K following) and the Tasmanian Flora Facebook page (4.7K following).

Tasmanian Tourism Awards

On October 6 the RTBG was announced as a finalist in the Tasmanian Tourism Awards for 2022. This is again a great achievement to make it to the finals, and I would like to acknowledge the effort that is required to get this far. A small group of staff, led by



Leesa Butler, put together the submission which involved many hours of work. To make it into the finals is regarded as a great achievement on its own. The winners will be announced on Friday October 4 at Wrest Point Casino.

Visitor Numbers and related activity

Our visitor numbers for September were very strong, totalling 32,437 compared with 27,190 in September 2021.

The below graph shows Year to Date visitor numbers in comparison with the last four years, showing that we are tracking slightly behind 2019-20 year and beginning to show strong recovery after the last couple of years.

Staffing update

Our new Horticultural Botanist, Laura Williams, commenced on August 1 and since commencing, Laura has made great progress in bringing our plant records and garden mapping up to date. This role is critical in maintaining the botanical integrity of our plant collections and auditing them for accuracy in relation to existing accessions and taxonomic updates.

Laura is working closely with James Wood in the seedbank, assisting with seed cleaning and testing programs and accompanying James on the all-important field trips around the state.

Another important piece of work that Laura has been managing is the Myrtle Rust survey which is being run by the Botanic Gardens Australia and New Zealand, and the Council of Heads of Australian Botanic Gardens to determine which facilities hold collections of Myrtaceae. This survey will support the implementation of the Australian Government's Threatened Species Strategy Action Plan 2021-2026. The results of the survey will ultimately help to better understand species' susceptibility, secure ex situ collections and protect at risk collections.



7th Global Botanic Gardens Congress (Sept 25-29, 2022)

Leesa Butler, Laura Williams, James Wood, Liam White and I attended the 7th Global Botanic Gardens Congress in Melbourne from 26-29 September.

The overall theme of the congress was 'Influence and Action: Botanic Gardens as Agents of Change' and supporting themes covered topics such as Global Conversations, Impactful Engagement & Education, Plant & Biodiversity Conservation and Adapting to Climate Change.

The congress was attended by over 500 delegates from 36 countries.

The RTBG group attended a mix of conference offerings including an Education and Engagement Day at the Royal Botanic Gardens Victoria (RBGV) and Royal Botanic Gardens Cranbourne, 3 full days of conferencing (a mix of plenary sessions, workshops and presentations) and networking functions.

James Wood, RTBG Seedbank Coordinator, presented his work on seed germination and seed dormancy as part of a panel at the Symposium: *Germplasm Conservation in Australia – a network of expertise for a biodiverse flora*.

A particular presentation that impressed upon us all was titled *Cultural Desire Lines – Anchoring in the Primacy of Country Through Design Practice* by Mr Jefa Greenaway. This plenary lecture led to a subsequent panel discussion: *Reflections on the application of the International Indigenous Design Charter on the WSI project*. This panel discussed the development and implementation of new wayfinding and interpretation signage at Royal Botanic Gardens Victoria and their experience in facilitating accurate and respectful representation of Australian Aboriginal culture.

Overall, we found the conference program and networking opportunities of immense benefit educationally, and we were also able to meet and connect with industry colleagues from all over the world.

I would like to acknowledge the support of the Friends of the RTBG who sponsored Laura Williams to attend the congress, and the RTBG Board and NRE Tas for supporting the other staff members in attending.

Annual Report 2021-22

I'm pleased to report that the RTBG 2021-22 Annual Report was tabled in Parliament during the week of October 24. The production of the Annual Report is a significant task, and I am very grateful to those staff members that worked on pulling the report together. It is extraordinary to see the year's achievements of our staff and volunteers brought together in one publication and it serves as a great testimony to the passion and dedication of all those people who make the gardens the special place that it is.

I would like to take this opportunity to acknowledge all RTBG staff, volunteers and Friends of the RTBG for their ongoing dedication to the Gardens. It has been a privilege to lead the organisation over the last few months and I thank everyone for their support over that time.

David Reid
Acting Director



President's Annual Report

Celebrating 30 plus years of incorporation this year, Friends originally began its activity at the Gardens when a group of keen and enthusiastic volunteers recognized the need for additional support and engagement. Incorporation in 1992 consolidated the focus which it continues to do with fundraising, advocacy and volunteering support to the Gardens in various forms. Today 160 plus members enjoy the fellowship and involvement across an assortment of activities directly and indirectly linked to the Gardens.

Coordinated by Eileen Maskrey, events and excursions for members have included visits to Inverawe Native Gardens and Inala Jurassic Park, Government House Garden, along with Heritage Week guided walks and tours behind the scenes in the nursery, which have attracted members and friends during the year.

Quarterly general meetings in the Banksia Room allow for social interaction and stimulating presentations by guest speakers, who share their interest and passion. During the year we heard from Maura Chamberlain who spoke about and illustrated her journey and practice in botanical art, in particular the current work with sub-Antarctic plants species held at the Gardens. Ben Masterman, ranger with the Wellington Park Trust, spoke about his role across kunanyi/Mount Wellington.

The inaugural photo competition in October attracted photographers from the membership, the selected winners and highly commended photos all taken within the Gardens were displayed in the Visitors' Centre foyer drawing comment and feedback from visitors.

A dedicated team of Jenny Parrott, Wendy Bowman and Fran Alexis set up and managed a 'Collections and Collectors' display at Kingston Library, with photos, information and live plants. Following on, the exhibition was reset in the Friends' Cottage for the interest and appreciation of visitors to the Gardens.

Members volunteer in an assortment of activities across the gardens supporting and working alongside horticulture staff. Groups include the Begonia and Orchid groups, the Seed Bank, those who work towards tomato sales, as well as planting, potting on and maintaining plants for use in displays. They continue to offer their support, as buggy drivers and tour guides, meet and greet personnel and assistance at events, sharing their knowledge, interest and enthusiasm for the Gardens.

Following great initial success, Friends have continued with development of Seek and Find cards. Designed with differing focus and levels of interest for younger and older visitors to the Gardens they provide great opportunity for people generally to engage with and focus on plants and

structures as well as learning about the Gardens during their visit.

Fagus, published quarterly continues to give members, as well as the Director and staff, an opportunity to share activity and interests; publish reports on operations, events and developments; combine information on horticultural aspects of the Gardens, trees, plants and history, as well as contributions with local, national and international interest. Many thanks to those regular and occasional contributors for providing our editor Fran Alexis and compositor Kay Hayes with copy.

Most recently we enjoyed the hospitality of her excellency the Governor of Tasmania with a cocktail party to celebrate the 30 plus years of Incorporation of Friends.

Continued close liaison with Gary Davies, Director, recently retired, acting Director David Reid and Leesa Butler our Gardens liaison person, as well as the staff of the Gardens, maintains our connection with the RTBG on many levels.

None of this would be possible without the commitment of the members of the Friends Committee who have taken on various organisational responsibilities keeping us all informed and engaged in Friends activities. We welcome a new horticultural botanist, Laura Williams and we all look forward to making the acquaintance of the new Director of the Royal Tasmanian Botanical Gardens, Mr Yann Gagnon who will take up the position at the end of October. He brings a wealth of experience having managed botanical gardens in Canada including the Van Dusen Botanical Garden in Vancouver.

In closing I wish to acknowledge the work and energy of two retiring members of the committee: Eileen Maskrey who is stepping down after many years of wonderful work in various positions, especially when cruise ship tours were managed by Friends and in recent times member visits and events. Thank you as well to Bernard Pryor who has managed, during the last few years, membership and member communication. His work in developing and bringing the Seek and Find cards to fruition has given an added dimension and focus for younger visitors to the gardens.

I encourage you all to continue to engage with the Gardens in whatever way you are able; Friends remains a valued and important part of the Gardens. In closing I would like to acknowledge the work of our current committee members, who undertake the tasks of coordinating activities and events, dealing with financial and administrative tasks in between our monthly meetings.

Lee Cole, President

Introducing the New Horticultural Botanist

Laura Williams

Hello Friends,

My name is Laura, and I would like to introduce myself to the Friends as the new Horticultural Botanist, replacing Natalie Tapson. Nat is a great friend of mine from working on Macquarie Island together (where I actually helped collect seed for the seed bank many years ago!) and I am honoured to be following in Nat's footsteps and working in such a beautiful setting at the gardens.

I am originally from South Australia, where I grew up on Kangaroo Island – a place with unique and beautiful flora, which initiated my interest in plants. I studied botany and ecology at Adelaide University and went on to study the fire ecology of the flora in the Adelaide Hills for my honours project. After hearing of another very special remote island, Macquarie, I embarked on a PhD focused on the ecology and control of winter grass in the sub-Antarctic where I spent 4 summer seasons on Macquarie Island studying the native and introduced flora. During this period, I also lived in Tassie. In the past few years, I have worked in New Zealand undertaking flora surveys in the mountains, in Canberra for the ACT Natural Resource Management

team as an ecologist and, most recently, back on Kangaroo Island leading a fire recovery project preventing weeds from establishing after the bushfires. With this work coming to an end, I was lucky enough to be offered the Horticultural Botanist job and am excited to be back living and working in Tassie.

My role as Horticultural Botanist will entail updating and managing the database of our inground collection, as well as our herbarium and library collections. I will also be maintaining the plant labels around the site, rolling out the new labelling system, managing pest surveillance and disease monitoring and incursions and assisting with our conservation programs. I have begun to map our collections and updated infrastructure (our mapping is getting quite old) and am assisting James Wood in the seed bank with seed collection, cleaning, quality testing and germination testing.

In late September, myself and 4 other staff from the RTBG attended the 7th Global Botanic Gardens Congress in Melbourne. I would like to thank the Friends of the RTBG for supporting me to go to this conference. It was especially beneficial to attend the conference so early in my employment at the RTBG.



Staff from the RTBG attended the 7th Global Botanic Gardens Congress in Melbourne in September: David Reid (Acting Director), Leesa Butler (Business Enterprise and Marketing Manager), James Wood (Seed Bank Manager), Laura Williams (Horticultural Botanist), Liam White (Horticultural Assistant).

>>>>

The conference was a great opportunity to meet and network with staff from botanic gardens throughout Australia, as well as gardens as far flung as Scotland, Iceland and Rwanda. All botanic gardens are the same at their core but are so diverse in the types of collections they hold, the research and conservation work they do, their visitors and funding, and the way they engage with the public. Naples Botanical Garden in Florida have a whole team of in-house artists and Royal Botanic Gardens Victoria have developed an innovative audio-theatre tour based around Ferdinand von Mueller, early Australian botanist and early director of the Melbourne gardens.

The overarching theme of the conference was *Influence and Action: Botanic Gardens as Agents of Change*. For me, the conference really highlighted that botanic gardens are no longer a place purely for beauty and taxonomy. Instead, there has been a big shift towards botanic gardens having an important role in plant conservation, leading the way in climate change adaptability, and engaging the public in such a way that they make a deep connection with our gardens and become our messengers, to spread our stories out into the world.

A precursor to the conference sessions was an Education Day held at the RBGV Melbourne. The plenary session on behaviour change was particularly inspiring, where a framework for behaviour change was discussed. If we want people to change, an activity needs to be new and inspiring but easy and familiar, must have a cause and effect (provide feedback) and be achievable in the here and now. A great example is a zoo with an interactive 'supermarket'. People scan groceries to see how much palm oil they contain. Screens are set up on-site with an email template addressed to the producers of the products which the visitor signs with their name requesting the producers to stop using palm oil which has proven successful with a number of large companies. A simple action that people can take on-the-spot before they go back to their busy lives and forget. We also participated in a number of activities such as a guided forest therapy experience, audio tour and nature journaling. These activities enable the gardens to engage a wide range of demographics, increase the amount of time visitors are spending in the garden, foster a greater connection with the garden and the environment and act as a conduit for delivering educational messages.

Another surprise for me was just how much botanic gardens do in terms of plant conservation. The world's botanic gardens hold at least 30% of all known plant species, including 41 % of those classed

as threatened. In addition to this, many gardens have active conservation programs where they are working to decode the secrets of how to germinate and grow particular plants *ex situ*, working with other gardens to develop 'meta collections' with plants held across several gardens to reduce the risk of disease, natural disasters and climate change impacting the collection, and producing plants for restoration and conservation activities.

Botanic gardens have a really important role to play in leading the way and providing a good example for individuals and other organisations to follow. A standout talk was by Jefa Greenaway of Greenaway Architects. Jefa was the first indigenous architect in Australia, and champions Indigenous-led design thinking. Simple practices, like using an 'indigenous palette' (natural colours and surfaces), incorporating indigenous art, and considering and working with the natural and indigenous history of the site, enable a greater connection with country for everyone, which brings Indigenous culture into everyone's lives, helps Indigenous people feel welcome in a sometimes-foreign environment and facilitates knowledge exchange between cultures. Keep an eye out for an exciting new way-finding (directional signage) project Jefa is working on with the RBGV Melbourne.

Another exciting innovation initiated by botanic gardens is the Climate Assessment Tool. This easy-to-use website takes data from botanic gardens, general cultivation, and plants in the wild to predict whether trees are suited to the current and predicted future climate scenarios at a selected location. The results are surprising for trees in the RTBG. Many of our Northern Hemisphere deciduous trees will struggle in the future while many natives will perform well, and some even better (like many mainland eucalypts). You can query your own trees using the tool here: <https://cat.bgci.dev>

I came away from the conference with some good practical knowledge of how to improve and implement some of our systems and protocols (like our database) to ensure the RTBG is performing effectively and efficiently, inspiration to expand on our conservation programs, a greater ability to increase the resilience of our garden to climate change and techniques to articulate our key educational messages to the public through interpretive signage and interactive programs.

Thank you once again for your support to attend the conference and I look forward to meeting you all around the gardens soon.

Laura Williams, Horticultural Botanist

Volunteering on Deal Island

Interview with Friends of Deal Island Treasurer, Stuart Dudgeon

When Stuart Dudgeon started work as ranger at Freycinet National Park, he was tasked with organising the volunteer caretakers on Deal Island. Responsibility for the Kent group of Islands transferred from Federal to the Tasmanian Government in 1998 and Stuart's work involved working up a caretaker program supported by volunteer groups.

Over four years, working in close contact with his teams, the Island began working its magic on him. His first visit to Deal in 2000 cemented his passion for this unique, beautiful and historically rich Bass Strait Island.

Stuart oversaw the selection of volunteers, ran induction sessions, worked up the caretaker programs on the island and was their point of contact while they were there.

Initially Bush Heritage caretakers were placed there for a month at a time. When the islands were handed to Parks, Stuart's programs ran for five months at a time.

It meant catering by the boxloads by sea, carting gas cylinders and diesel, a huge logistical task requiring transport over difficult seas and terrain.

These days the light and the power for the settlement is renewable with diesel and battery backup. Flying in is much simpler now and operation of plant much less complex.

The vital power supply is being gradually streamlined and is now far less variable with solar and gas the mainstay and just one generator.

In 2003 Stuart brought out his wife and three young children for a volunteer caretaker stint for three months. He got the bug and continues to volunteer on the shorter working bees.

And the highlights for him?

At the end of each bee, when everyone feels like they have made a real difference, there's a wonderful sense of common purpose.



I did a trip with Penny and Bob spring weeding. I loved the way people just jumped out of bed and got stuck in, and I loved exploring parts of the island unseen before.

There were times that we thought we could never conquer the sea spurge at East Cove but when I came back after eight years it had been dealt with. That was a lesson.

Today I've taken on Bob's role seeking funding and grant acquittal and I'm also trying to keep abreast of what caretakers and Parks are achieving out at Deal and to understand our working bee priorities by defining our role in a partnership with Parks.



We've been able to do weeding and fencing that caretakers couldn't do at scale. We've now got to the stage that caretakers can also participate and we're jointly integrating it so we are assisting Parks in what we can do. Our labour is valuable and the PR priceless.

What projects would you prioritise if money was no object?

We've always focused on Deal Island management but there is potential for the group of Kent islands to be better understood. I'm thinking of Erith which also has a rich history and district natural diversity. Maintaining the volunteers' remarkable vigilance on weed control and documentation over so many years has been of immeasurable value and cannot be squandered. But I think along with weed management, scientific monitoring and increased land management such as fire control could be extended in partnership with Parks.

Stuart is dreaming up his next expedition.

Next year I'm thinking of chartering a boat to take the family back to Deal Island for a 20th anniversary trip of a lifetime.

I'm betting there will be a little sea spurge pulling in between the swims.

Margot Foster

Gardens of France

They are everywhere

France is the most popular country of the world for tourists, thanks to its combination of history, architecture, culture, particularly its food and wine, and landmarks such as the Eiffel Tower and Notre Dame Cathedral. Most visitors do not seek out gardens during their visit but admire those which are part of these popular sites.



Tourists will recognise the gardens around Notre Dame cathedral, and will have walked in and enjoyed the Luxembourg Gardens, designed by Marie de Medici way back in 1612.



They are likely to have walked through the Tuileries Gardens, with their backdrop of the Louvre, created in 1664.

The seven million visitors to the Eiffel Tower annually will have seen its gardens in the Champs de Mars.



Lesser known, though extensive is the Jardin des Plantes, created in 1635 as a medicinal garden for Louis XIII, and used by botanists, doctors and pharmacists over the centuries until it became Paris' botanical garden and Natural History Museum after the French Revolution, in 1793.



Le Jardin des Plantes now consists of 11 separate and specialised gardens and includes a maze. Since 1932 it has been a botanical school for student and the general public.

Outside Paris, most will know the Gardens of Versailles but less will be familiar with the gardens of Vaux-le-Vicomte at Maincy, created by André le Nôtre in the 1640s which formed the style of the *Jardin à la Française*, ie the French formal garden, later perfected for the Palace of Versailles.



Of course, most will know of the beautiful gardens of the chateaux along the river Loire.

The parterres of Villandry are a spectacular example.



Other amazing, but less known gardens outside Paris include the Potager du Roi adjacent to the Palace of Versailles, which produced fresh vegetables and fruits for the table of the court of Louis XIV.

On the tidal island, Mont Saint Michel, its abbey cloister gardens are an example of ecclesiastical gardens. These originated in the 12th century, though are now much modernised.



The great mediaeval, renaissance and baroque gardens which made French gardens so famous have survived only in stately homes and chateaux.

Since the French Revolution 1789-1799, but especially in the last years of the twentieth century, France began making large public parks and creative smaller gardens for all to enjoy.



The botanical gardens of the stately home at Haute Bretagne (Brittany), a private estate, created in 1847, demonstrate the more casual style of gardens created in the 19th and 20th centuries.

There are now more than 300 gardens in France classified as '*Jardins remarquables*' by the Ministry of Culture and the Comité des Parcs et Jardins de France.

You can join an organised garden tour of France to visit many of these. However, you don't have to be a professional garden designer, like Monty Don to do this. Throughout France, car hire is easy and roads are good, so you can organise your own tour, or just admire the gardens you find wherever you are travelling.

Though my husband and I are regular visitors to France, this year, maybe after release from COVID-19 restrictions, we realised how the whole country seems to become a garden in the spring and summer months.

Even in the centre of Paris, you will see spectacular window boxes, for which geraniums are particularly popular.



In Brittany, near one of Dinan's grand churches, you will be able to walk in the *Jardin Anglais*, inside the medieval walls of the city and overlooking the river Rance.


You will also be able to admire the floral displays in the plantar boxes, placed strategically in the town by the local council.

>>>>>

As you explore towns, you can admire private gardens, or the sprawling colourful street gardens, or the gardens of a simple chateau, this one now an acclaimed restaurant.



You will be able to wander along peaceful, wooded alleys, and if you are adventurous enough to visit the Island of Corsica, you will see the rugged beach-side gardens, and, in Calvi, streets lined with oleanders.



France is known for its tree-lined streets. Some may have originated as Roman roads, designed for efficient travel between key destinations. Most probably date from Napoleon, who ordered that French roads be lined with trees so that his troops would be able to march the length and breadth of the country under their shade and protection.

Today, local councils are fiercely proud of their gardens and street trees and accept their responsibility to care for them, whether in popular tourist towns or off the beaten track.

Australia might have benefited from a 'Napoleon' to establish widespread street trees and gardens to create the culture of beautifying, protecting and caring for all its public spaces.

Elizabeth A. Haworth

October 2022



A Botanical Walk at the Waterworks

Another example of the inter-connections between volunteers in Hobart was demonstrated as I took part in a botanical walk at the Waterworks Reserve with Friends of the Tasmanian Museum and Art Gallery. Led by Miguel de Salas who is senior curator of the Tasmanian Herbarium, we left Shelter 9 and wandered along the track so we could see the difference between the vegetation on the North facing slope (sparse with open areas between tall trees) and the South facing slope leading down into the gully (dense understory of crowded bushes and shrubs among the tall trees). The aim of the walk was to show how botanists go about surveying a patch of bush with a view to collecting. The Waterworks reserve is an ideal site as the underlying geology is complex with a variety of soil and rock types in close proximity. We know that specific plants favour particular soil types and this in turn suggests that there will be many different species within easy gathering range. We followed in the footsteps of Charles Darwin who walked up this gully on his way

to the top of Mt Wellington in 1836 and we can imagine how his observation of botanical specimens in this area could have reinforced his notion of natural selection and the evolution of species.



Miguel brought along examples of the field plant presses he uses, and demonstrated how to gather and preserve samples of plant material for later specialised study. I learned that the most important thing is not the pressure on the specimen but rather the placement so the both sides of leaf and flower will be visible. The main hazard to be overcome is the prevention of mould or fungus which will develop if the papers used for pressing are not changed frequently to prevent a build-up of moisture. Once mould is present insect pests will find the sample very tasty so your collection may be ruined in a very short time.

The walk concluded with a spirited question and answer session as well as a sumptuous spread for morning tea, supplied by the Friends of TMAG. A well organised and enjoyable morning.

Fran Alexis



Kowhai (*Sophora spp.*)

The kōwhai is the unofficial national flower of New Zealand and New Zealanders know them by the plentiful yellow blooms which they bear in the late winter and spring in profusion and stand out among the forest greenery. Kōwhais are attractive to the tui and bellbird as an important seasonal nectar food source. Near the back entrance to the Royal Tasmanian Botanical Gardens, you can see kōwhais blooming wonderfully along the Domain Highway.

Kōwhai is a Māori word meaning 'yellow' and the Māori hold the tree in high esteem, valuing the durability of its hard, dense and strong wood for tools. Kōwhai imagery is popular in New Zealand artworks and has been used on postage stamps and coins.

The scientific discovery of the kōwhai began with Joseph Banks and Daniel Solander, the botanists who accompanied Captain James Cook on his 1768–71 Pacific voyage on *HMS Endeavour*. Cook made landfall on the eastern North Island of New Zealand in October 1769 when kōwhai would have been in full bloom. They collected seeds of *Sophora tetraptera* and *S. microphylla*, taking them back to Kew and the Physic Garden, London.

A genus of over 50 species in the Fabaceae family, kōwhai originated from a geographical area making a Pacific triangle formed by New Zealand, South America (the Chilean Pélú, *S. cassioides*) and Hawaii (*S. polymorpha*). The natural habitats of kōwhai have subtle differences. Transoceanic dispersal of seed is clearly an important factor in the biogeographic and evolutionary history of the group. Seeds of *S. chathamica* and *S. microphylla* are known to float from the New Zealand mainland to some outlying islands, having been collected from beaches on the Kermadec and Chatham Islands.



Tui bellbird in *sophora*_Kurien Johann

Kōwhai is found throughout New Zealand in a diverse range of habitats from riparian forests, coastal cliff faces, river terraces, dunes, flood plains, lake margins, hill slopes and rocky ground to inland grey scrub communities.

Each major river system has its endemic kōwhai, but few natural hybrids have been named. There's the bushy wind-resistant 'Dragon's Gold' from Stephens Island, *Sophora seddon*, with its clumps of orange flowers, and the popular, shorter form with large blooms 'Tui's Gold' or 'Otari Gnome', *S. howinsula* (from Lord Howe Island).



*Sophora microphylla*_photo by Wayne Bennett (1)

Kōwhai grow to different heights, in bushes and trees varying in shape from pyramidal to vase, upright and weeping and just plain shaggy to a low-growing, scrubby ground-cover. Kōwhai flowers vary in size and in colour from very pale-greenish yellow to gold to almost orange and are most spectacular where they appear on the bare branches of the deciduous forms.

Flowering in winter, one Australian form, *Sophora tomentosa* L. is a coastal shrub or small tree to 5m high with ovate leaves with racemes 10–15cm long and blooms 20–25mm long in pale yellow. *S. tomentosa* L. occurs on recent sands on frontal coastal dunes from Port Stephens in New South Wales northwards. The largest known population at Port Macquarie is estimated at up to 500 plants. *S. tomentosa* L. is threatened by displacement by the invasive bitou bush (*Chrysanthemoides monilifera* subsp. *rotundata*), clearance of vegetation and recreational use of beaches and foredunes. It is felt that this species is likely to become extinct in nature in NSW unless the circumstances and factors threatening its survival or evolutionary development cease to operate.

Eight species of kōwhai are now recognised in New Zealand in the genus *Sophora* and all are endemic to New Zealand:

S. microphylla

S. tetraptera (the Taupo Kōwhai)

S. chathamica (Coastal Kōwhai)

S. fulvida (Waitakere Kōwhai)

S. godleyi (Godley's Kōwhai)

S. longicarinata

S. prostrata (grows on the dry hills of Marlborough where it forms very tight prostrate thickets of densely divaricating (interlacing) stems up to three metres across and two metres high)

S. molloyi (Cook Strait Kōwhai is a particularly restricted species with a bushy growth habit that's found only on islands in Cook Strait and on headlands along the south Wellington coast).



Sophora microphylla is the most widespread species of kōwhai being found throughout both the North and South Islands growing to heights of 10–15m. It differs from all the other New Zealand species in having a distinct divaricate sapling phase. *Sophora microphylla* and *S. tetraptera* are brevideciduous (briefly deciduous, losing leaves for only a few weeks).

Three species of kōwhai, *S. fulvida*, *S. longicarinata* and *S. molloyi*, are now listed by the New Zealand Threatened Plant Panel as 'Naturally Uncommon'. This recognises their restricted ranges and suggests some level of conservation monitoring to ensure they aren't in decline.

In the wild, some species are restricted to the North Island (*S. fulvida*, *S. godleyi*, *S. tetraptera* and probably *S. chathamica*) and others to the South Island (*S. longicarinata* and *S. prostrata*).



S. prostrata, is a prostrate bushy shrub growing in grassland and rocky places east of the South Island Main Divide. It has highly interlaced branchlets and can have a suckering growth habit. Its flowers are especially distinctive, being small, inverted and with an orange standard petal.

S. chathamica has crowded and overlapping leaflets, those near the stem being larger than those near the leaf tip. The leaflets are longer and wider than those of the other New Zealand species except *S. tetraptera*. It is a generalist in its habitat requirements, flourishing on limestone, volcanic outcrops, alluvium and stream banks, beside mangrove swamps and on hillsides. It is frequently associated with mixed podocarp/hardwood forest and coastal scrub.

Given the importance of kōwhai to Māori, it is quite likely that *S. chathamica* was deliberately introduced to the area by western Waikato Māori who participated in the southerly migration initiated by Te Rauparaha. It is likely, too, that the species' occurrence on the Chatham Islands is the result of the movement of Taranaki Māori who accompanied Te Rauparaha to Wellington before migrating to the islands.

Two of the new species of New Zealand kōwhai are very similar in having densely hairy leaves with numerous, crowded leaflets that are more-or-less sessile (without stalks). *S. fulvida*, previously known as *S. microphylla* var. *fulvida*, is found in the northern half of the North Island, and is most common in the Waitakere Ranges, west of Auckland, where it grows on base-rich volcanic basalts and andesite and breccia outcrops that protrude from the dense mixed podocarp/hardwood forest. Its leaflets are elliptic to elliptic-oblong in shape.

S. godleyi is restricted to the central North Island, where it is particularly abundant in the catchments of major south-draining rivers. It usually grows on

>>>>>

calcareous limestone, mudstone, siltstone or sandstone, as well as on alluvium derived from these substrates. Its distribution may have been influenced by the Taupo volcanic eruption some 1850 years ago. The leaflets of *S. godleyi* are ovate to more or less orbicular, and the hairs are usually curly, curved or twisted.

Another species with numerous small leaflets is *S. longicarinata* but it lacks hairs and has distinct stalks. *S. longicarinata* is unusual in that it can form a densely branched shrub or an upright small tree with several trunks and main branches and an extensive network of underground branches and rhizomatous shoots.

S. fulvida, *S. godleyi* and *S. longicarinata* share a number of other features. They grow mainly on unstable bluffs, rocky outcrops and hillsides, habitats not usually subject to temperature inversions or excessive frost but which are constantly being weathered and eroded and are therefore often free of dense vegetation despite having highly fertile soil.



A species with a particularly restricted distribution is the newly described *S. molloyi* with its prostrate or bushy growth habit. This is found only on islands in Cook Strait, such as Stephens Island, Kapiti Island and the Chetwode Islands, and on several headlands along the south Wellington coast. It has specific habitat requirements, favouring sunny, north-facing cliffs and scree, also active alluvial fans, usually in extremely exposed locations where drought, salt burn and wind damage can be severe. Flowers are usually dispersed through the leafy canopy, from autumn to late spring.

In contrast, *S. tetraptera* occurs in the central and eastern North Island and is commonly associated with lowland temperate/maritime forest. It also grows on open, eroding or disturbed sites on the central North Island and on sandstones and mudstones. Its leaves are easily recognised on account of their large size and numerous leaflets.

Growing your own kōwhai:

Prepare seeds for germination

In spring and summer, rub each kōwhai seed lightly across sandpaper about 6–7 times (hold the seed so the small dark depression is away from the sandpaper) to scratch the surface enabling water to penetrate the seed and start the germination process. Take care not to scratch too deeply.

Sowing seeds

Fill a plastic pot with good drainage holes with seed raising mix. Thoroughly water the soil and leave to drain. Make a hole in the mix to 1 cm and place one seed into each hole. Place punnet in a warm place out of direct sunlight. Water occasionally to ensure the soil does not dry out. Germination should be evident 2–4 weeks after sowing, depending on soil temperature and weather factors.

Care after germination

Once seedlings appear, keep them in full sun and do not over-water. Leave the seedlings in the pot until they are about 8 cm tall and roots are beginning to come out the bottom. Then move them on to a larger pot for the rest of their first year.

Use slow release, controlled release fertiliser to aid plant establishment. Normal fertilisers can 'burn' roots.

Plant kōwhai in a dry, sunny site. Soak pot in bucket of water before planting, as peat-based mixes can have dry spots in root ball centre despite appearing wet on surface. Dig a hole broader and deeper than the container making sure that there is plenty of loose soil beneath the root ball. Water the hole before planting if possible. Ensure soil covers all roots. Exposure of roots will lead to drying-out of peat-based mix. Firm the soil around the plant but avoid heel-ramming which can cause roots to break off. Mulch with whatever is available, e.g., stones, organic materials or commercially available mats.

Bernard Pryor OAM



Significant Trees in the RTBG

Number 18: *Casuarina cunninghamiana* or River Sheoak

I have two reasons for choosing the *Casuarina cunninghamiana* or River Sheoak as the next Significant tree in the series, the first being that it is easily overlooked, as are most trees at the Royal Tasmanian Botanical Gardens at this time of year when the short-lived spring flowers are the highlight. The tree is tucked away behind the Hub, and it is so tall that all you see from ground level is its trunk and the 'leaves' and cones fallen to the ground level. It is worth the effort to raise your eyes to the canopy because its significance is that it is unusual in Tasmania and it is old, possibly planted when the Pinetum was established in the 1840s. It is a good, big, tall example of the species although at about 11 metres is only about one third of its potential size, probably because it is not in its usual habitat.



Casuarina cunninghamiana at RTBG
Image: Howard Rawson


Casuarinas do not naturally grow in Tasmania, and although the specimens collected by the naturalist/botanist, Jacques Labillardière in 1792 were called *Casuarina*, all the related plants in Tasmania have since been reclassified as *Allocasuarina* (Johnson, 1982).



Casuarina cunninghamiana is native to mainland Australia, specifically a wide belt in eastern Australia from Bega in the south to northern Queensland which

extends inland in NSW to the western side of the Dividing Range, and is restricted to the banks of permanent fresh-water streams and rivers, between normal water level and maximum flood level.

This brings me to my next reason for choosing *Casuarina cunninghamiana* as important, because it is significant to me. This species is a tree of my childhood. I grew up in NSW in Barraba, just north of Tamworth, and spent many hours playing in the creek near our house, a creek with Sheoaks growing thickly along its banks (*right*). River Oaks, or Sheoaks afforded many avenues for fun and exploration, such as climbing up the standing trees or using the fallen trunks as cubby houses or perilous bridges over the occasional deep pool.



I recently spent time in Barraba and revisited some of my old haunts. Unusually for the area there had been good rain so the creek I used to play in and the river were in flood (*below*), clearly showing off the bank holding, erosion preventing function of these trees.



Casuarinas are members of the family Casuarinaceae, the only family in the separate angiosperm order called Casuarinales and are divided into four groups, the largest of which is the genus *Allocasuarina*. *Casuarina*, the next largest genera, six species of which are found in Australia, are usually trees growing on depositional landforms, riverbanks or coastal dunes. The other two genera are *Gymnostoma* and *Ceuthostoma*, with only one species of *Gymnostoma* occurring in Australia. The most recent taxonomic treatment of all Australian Casuarinas was by Wilson and Johnson (1989).

The name *Casuarina* is derived from a Malay word *Kasuari*, because the drooping 'foliage' of the *Casuarina* is said to resemble the feathers of the cassowary bird. The species name, *cunninghamiana*, is for the explorer and botanical collector, Allan Cunningham (1791-1839) (pictured) who mainly explored in eastern Australia. Cunningham worked at Kew Gardens where he met Robert Brown, who had been botanist in the *Investigator* with Matthew Flinders and then librarian to Sir Joseph Banks, and on Banks's recommendation was appointed a



botanical collector to the Royal Gardens, travelling first to Brazil (1814) then on to Sydney (1816). He travelled through the Liverpool plains (around Tamworth) and north, possibly through Barraba and according to his journal, crossed the Gwydir River at Bingara, 60 km north

of Barraba, on his way to Queensland where he discovered the pass now called Cunningham's Gap.

Both he and his brother Richard were active in Australia as collectors of plants. Fellow botanists have honoured the Cunningham brothers' work by giving their name to a number of Australia's trees: *Araucaria cunninghamii* (hoop pine), *Archontophoenix cunninghamiana* (Bangalow palm), *Casuarina cunninghamiana* (river sheoak), *Diploglottis cunninghamii* (native tamarind now *D. australis*), *Ficus cunninghamii* (white fig, now *F. infectoria*), *Medicosma cunninghamii* (bone wood), *Nothofagus cunninghamii* (myrtle tree, Tasmania), *Pennantia cunninghamii* (brown beech), and *Polyosma cunninghamii* (Featherwood).

The first part of its common name, River Sheoak, alludes to its usual habitat along riverbanks. The term Sheoak was given by early settlers as the timber resembled the appearance of English Oak (*Quercus spp.*) with its radial bands of softer tissue, but the qualifier, 'she', indicated that it was inferior in strength to original English Oak timber.



You can see that the bark on the easily visible trunk of the *Casuarina cunninghamiana* in the RTBG is grey, hard and deeply furrowed longitudinally. It persists right up onto the branches.

What look like leaves on the Sheoak are deciduous and permanent cladodes (needle-like stems performing the photosynthetic and respiratory functions of a leaf), the former being soft, short and shed after 2-3 seasons. They are thin (about 0.05 cm diameter) ridged and appear jointed with internodes about 0.5-0.8 cm apart. The actual leaves are 8-10 tiny acute 'teeth' forming whorls at these internodes. As a child I liked snapping the stems at these junctions but did not know then that the prickly bits were leaves. Gaseous exchange for the tree occurs at stomata (openings) which on most plants are located on the surface of the leaf but on the *Casuarinas* are found deep within the ridges of the stems which means that little water is lost making these trees drought tolerant. As the stems are shed, fallen foliage forms a thick layer beneath the tree, creating a mulch which preserves moisture, suppresses weeds and stabilises the soil against erosion.

Another unusual feature of *Casuarina cunninghamiana* is its ability to grow in poor soil, because of its capacity to form root nodules which are capable of fixing atmospheric nitrogen in the soil for its own use. The nodules contain Actinomycete

bacteria thought to belong to the genus *Frankia* and these trees are the only non-leguminous angiosperms in Australia known to possess such nodules.

Casuarina cunninghamiana has male and female flowers on separate trees, the males forming cylindrical spikes at the ends of the deciduous stems while the female flowers are clustered together to eventually form small cones (7 x 10 mm) on short stalks deep among the foliage. These cones start out green but change to brown on maturity when they rapidly dry out to release the seeds.



Cone foliage showing Internodes



Sheoak Flowers and foliage at Taroona



Cone and foliage At Taroona

Fruit or seeds are small (0.2 x 0.1 cm) pale brown, slightly flattened oval with a short terminal wing, released by the drying cone.

Wood from *Casuarinas* is an excellent firewood, burning hot and slowly with very little ash residue. The sapwood is narrow, pale and not susceptible to borers, the heartwood is dark reddish brown, easy to split and close-grained except for the medullary rays (radial bands of tissue which produce a pattern in timber), moderately strong and durable. In the past timber from River Sheoaks was used for heads of casks, axe handles, shingles, bullock yokes and ornamental turnery.

The River Sheoak or *Casuarina cunninghamiana* is distinctive for its soft foliage, small cones and facility to prevent erosion on the banks of watercourses, but in common with other members of the family Casuarinaceae, also possesses the ability to fix atmospheric nitrogen in the soil.

Fran Alexis

Sources:

B. Potts, G. Kantvilas, and J. Jarman, (eds) *Janet Somerville's Botanical History of Tasmania 1642-1820*, University of Tasmania and Tasmanian Museum and Art Gallery, 2006.

D. Boland, (ed), *Forest trees of Australia*, fifth edition revised and enlarged CSIRO Publications, 2006.

H. Johnson, *Trees*, Octopus Publishing Group, 2010.

M. Wapstra, A. Wapstra, and H. Wapstra, *Tasmanian Plant Names Unravalled*, Fullers Bookshop Pty Ltd, 2010.

<https://adb.anu.edu.au/biography/cunningham-allan>

<https://www.bingara.com.au/our-history/our-heritage/cunninghams-trail/>



Casuarina fruit and stems RTBG

Friends' News

Welcome to New Members in 2022-23

It is with pleasure that we welcome the following new members to the Friends of RTBG: the Australian Plants Society Tasmania Inc., Mrs Leonie Brothers, Ms Maple Chung, Ms Jan Counsell, Mr John Counsell, Mr Andrew James, Ms Kathy Lyne, Mr Peter Manchester, Mr Richard Upton, Mr Philip Watson and Mrs Stephenie Wigg.

Stuart Clutterbuck
Membership Officer

Benefits of Membership

In addition to knowing that you are kindly supporting and promoting the Royal Tasmanian Botanical Gardens (RTBG), you will also receive our quarterly magazine, *Fagus*. We have four meetings each year with specialist speakers on gardens and plant-related topics, and opportunities to participate in outings and activities.

You can receive discounts on Neutrog garden products during our annual offer; and free entry to the RTBG Tomato Sales (normally \$10).

Available **only to single/joint membership** and not affiliate members, discounts are also offered on selected purchases at participating plant nurseries, garden centres and retail outlets. It is essential that you show your RTBG membership card at the time of purchase.

Botanical shop – RTBG – *10% discount*

Chandler's Nursery – 75 Queen St, Sandy Bay – *5% discount*

Greenhill Nursery – Leslie Vale – *10% discount*

Julie's Nursery -- 2273 Huon Highway, Grove – *5% discount*

Plants of Tasmania Nursery & Gardens – 65 Hall St, Ridgeway – *10% discount*


Stoneman's Garden Centre – 94 Grove Rd, Glenorchy – *5% discount on full priced stock*

Wildseed Tasmania – 91 Weston Hill Rd, Sorell (0429 851 500) – *10% discount on tube stock only*

Woodbridge Nursery – 3 Llantwit Rd, Woodbridge (open Fri and Sat only 9.00–5.00pm) – *10% discount*

Neutrog Australia Pty Ltd—Order twice a year through Friends when notified

**Show your membership card
and save!**



If you know anyone who wishes to join Friends or you would like to give a gift subscription to someone, you can email membership@rtbgfriends.com.au or ring Stuart Clutterbuck on 0418534814 and a membership form will be forwarded to you.


Garden Trail

What a Treat

Three delightfully different gardens, as part of our fundraising open garden trail, welcomed in excess of 230 people on Sunday, October 9. Initial bookings seemed scant, but as the date drew closer numbers grew. The weeks of planning, preparation, propagation, weeding, watering and mulching, coupled with words to the weather gods saw enthusiasts arriving early. They were no doubt looking for a plant bargain at Sojourn, an art piece at Dilly Dally or some bric-a-brac or garden gear at Crawford's. The gates opened at nine with a steady stream of keen and curious folk throughout the day to view these wonderful garden spaces, each uniquely reflecting the visions and tireless work of their nurturers. Open vistas, exquisite plantings, creative embellishments and sculptural elements along with winding pathways and hidden places, ensured a visual feast for the garden lover and stickybeak alike!

Who could not admire the blooms, foliage, textures and patterns of bark, flowers and leaves? Photographs were taken, questions were asked, advice was given, suggestions made and "notes to self" aplenty, all contributed to memorable outings for visitors. Then, time to reflect over a cuppa and cake before continuing on to explore around another corner or wander back to a special highlight. So much to enjoy!

At Dilly Dally the garden unfolds to reveal the creative work of Leonie and Mark Brothers, in a series of terraced levels opening down the slope and flowing across this compact space so cleverly linked by steps, paths and walkways which display carefully chosen plants and ornamentation to complement the spaces.



The beautiful native garden at Tinderbox displays the work of Anne and Tony Crawford. It has wonderful connectors with steps, paths, levels and spaces showcasing massed plantings of native species from Tasmania and further afield, many propagated on site from cuttings and seed. There are skilfully placed sculptural pieces blending with shrubs and trees, many in flower, which created interest. Such diversity of plant form!

At Sojourn (Nic and Stuart Clutterbuck), expanses of lawn and established trees combine with understories of shrubs, bulbs and perennials to create their English-style garden.

Wandering from space to space, everywhere you looked there was something more to draw the eye: a solitary pot, an artfully placed specimen, hedging and panelling, trellises and terraces, stones and gravel, a water feature.



In each garden there was so much to take in and each was a credit to our garden hosts and their families.

Thank you to Nic and Stuart, Leonie and Mark, and Anne and Tony for opening their gardens, sharing their passions and making themselves available to chat and answer questions. We certainly appreciate your hard work and dedication in preparation for this special event, and Friends acknowledges your contributions which made for a very successful fundraiser.

Our lives are better for the experience!

Lee Cole

Anne Crawford also writes:

After months of preparation, the RTBG Garden Trail on October 9th was a resounding success! The owners of the three gardens had spent many, many weeks making sure the gardens were at their very best to welcome the 260 ticketholders. Garden beds were weeded, paths swept, lawns mown, branches pruned, all in readiness for the big day. And the weather gods smiled on everyone too, as the weather was magnificent - blue sky, sunshine and not a breath of wind. Visitors were treated to three very different gardens in all their springtime glory. Morning and afternoon teas were available, and visitors enjoyed an amazing variety of donated cakes and slices with their cuppa. The plant stall was extremely popular with generous donations from many growers, most particularly, Bernard Pryor who, once again, donated a huge number of plants as well as managed the stall. The Garden Trail raised approximately \$7500 which has been earmarked to support the purchase of a fogging machine for the renovated fernery. An event like this can only happen with the support of many people, from the those who helped spread the word, to the bakers, plant growers, volunteers on the day and then of course, to the owners of the gardens. It was a great team effort. Well done everyone!


Anne



**Top to bottom:
Two images of
Tinderbox garden;
Two images of Dilly
Dally;
Image of Sojourn**



**Clockwise from top: Mike Maskrey and Bill Chestnut at
Tinderbox garden; Anne and Tony Crawford and friends;
Eileen Maskrey and Ann Burnett**



Friends' 30th Anniversary Celebration

Our Patron, Her Excellency the Honourable Barbara Baker AC, Governor of Tasmania and Emeritus Professor Chalmers AO generously invited the Friends to have a cocktail reception on 10 August 2022 to celebrate our 30th Anniversary.

The evening was superb in every regard, thanks to the fine organisation of the Government House staff, the beauty of the Reception Room, the catering and, in particular, the warmth of the Governor's and the Professor's socialising amongst their guests.

The provision of a celebratory cake was a huge surprise and such a delight for us all. It was beautifully decorated with the elegant placement of several camellias in full bloom and matching ribbon. It was a great pleasure for President Lee Cole to cut the cake with Her Excellency. *(pictured below)*

Our only Life Member, Miss Alison Parsons, was exhilarated to be the first person to have her photo taken after the cutting of the cake. *(bottom right)*

As our members were not meeting again until mid-September, the remainder of the large cake was taken to the Royal Tasmanian Botanical Gardens the following day for the staff to enjoy and share in the occasion.

The Friends are deeply grateful to Her Excellency and Professor Chalmers for their kindness and for making this celebration significant and memorable.

Bernard Pryor OAM



**Top: Event Co-ordinator Eileen Maskrey and husband Mike
Middle: Fran and Peter Alexis with Nicole Conway
Bottom: Mark and Leonie Brothers**



Upcoming Events



Kentish GardenFEST

Visit 8 local gardens in the KENTISH area
open over one weekend

SATURDAY, NOVEMBER 26TH
& SUNDAY, NOVEMBER 27TH
10AM-4PM | TICKETS \$10 (covers all gardens)

Tickets & map available from November 24, 2022 from
The Epicurean Cafe, 72 Main Street,
SHEFFIELD | 0488 047 011

General Meeting Dates

December 3, 2022

This is the final meeting for the year and will include a Christmas morning tea.




March 18, 2023

June 17, 2023

September 9, 2023 (AGM)

December 2, 2023

At this stage all 2022/23 meetings will be held in the Banksia Room commencing at 10 am. You will be notified of any changes should they arise.



Our Next Issue: February 2023