

IOWATM

2020-21 MEN'S BASKETBALL MEDIA GUIDE



LUKA GARZA
2019-20 HONORS

- National Player of the Year
- Unanimous Consensus First-Team All-America
- NABC Pete Newell Big Man of the Year
- Naismith Kareem Abdul-Jabbar Center of the Year
- Big Ten Men's Basketball Player of the Year
- USBWA District VI Player of the Year
- Iowa Male Athlete of the Year



2020-21 IOWA MEN'S BASKETBALL MEDIA GUIDE

Iowa Hawkeyes Basketball Schedule -- 2020-21

<u>Date</u>	<u>Opponent</u>	<u>Time (TV)</u>
Wed., Nov. 25	N.C. Central	3 p.m. (BTN)
Fri., Nov. 27	Southern	4 p.m. (BTN)
Thurs., Dec. 3	Western Illinois	7 p.m. (BTN)
Tues., Dec. 8	North Carolina %	6:30 p.m. (ESPN)
Fri., Dec. 11	Iowa State *	8 p.m. (BTN)
Sun., Dec. 13	Northern Illinois	1 p.m. (FS1)
Sat., Dec. 19	vs. Gonzaga ^	11 a.m. (CBS)
Tues., Dec. 22	Purdue	8 p.m. (BTN)
Fri., Dec. 25	at Minnesota	7 p.m. (BTN)
Tues., Dec. 29	Northwestern	8 p.m. (FS1)
Sat., Jan. 2	at Rutgers	TBD (ESPN/2/U)
Thurs., Jan. 7	at Maryland	TBD (ESPN/2)
Mon., Jan. 11	Minnesota	TBD (BTN)
Thurs., Jan. 14	Michigan State	TBD (FS1)
Mon., Jan. 18	at Northwestern	TBD (BTN)
Thurs., Jan. 21	Indiana	TBD (FS1)
Sun., Jan. 24	Nebraska	TBD (BTN)
Fri., Jan. 29	at Illinois	TBD (FS1)
Thurs., Feb. 4	Ohio State	TBD (ESPN/2)
Sun., Feb. 7	at Indiana	TBD (FS1)
Wed., Feb. 10	Rutgers	TBD (BTN)
Sat., Feb. 13	at Michigan State	TBD (FOX)
Thurs., Feb. 18	at Wisconsin	TBD (ESPN/2)
Sun., Feb. 21	Penn State	TBD (FS1)
Sun., Feb. 28	at Ohio State	TBD (CBS)
Thurs., March 4	at Michigan	TBD (ESPN/2)
Sun., March 7	Wisconsin	TBD (FOX)
Wed.-Sun., March 10-14	at Big Ten Tournament	TBD (TBD)
	Chicago	
March 16-17	at First Four	Indianapolis
March 18-21	NCAA Tournament, First/Second Rounds	
March 25-28	NCAA Tournament, Regional Finals	
April 3-5	NCAA Final Four	Indianapolis

Schedule is subject to change. All times are central standard time.

% -- ACC/Big Ten Challenge
* -- presented by Iowa Corn
^ -- played in Sioux Falls, South Dakota

University of Iowa Nondiscrimination Statement

The University of Iowa prohibits discrimination in employment, educational programs, and activities on the basis of race, creed, color, religion, national origin, age, sex, pregnancy, disability, genetic information, status as a U.S. veteran, service in the U.S. military, sexual orientation, gender identity, associational preferences, or any other classification that deprives the person of consideration as an individual. The university also affirms its commitment to providing equal opportunities and equal access to university facilities. For additional information on nondiscrimination policies, contact Jennifer Modestou, Director, Office of Equal Opportunity and Diversity, the University of Iowa, 202 Jessup Hall, Iowa City, IA 52242, 319-335-0705 (voice), 319-335-0697 (TDD), diversity@uiowa.edu

Contents

National and Big Ten Player of the Year Luka Garza	2-3
Hawkeye Basketball Style.....	4
Iowa Basketball Tradition.....	5
2020-21 Roster and Quick Facts.....	6-7
2020-21 Season Preview	8-9
President Bruce Harreld	10
Director of Athletics Gary Barta	11-13
Head Coach Fran McCaffery.....	14-31
Assistant Coaches/Support Staff.....	32-39
2020-21 Iowa Hawkeye Bio Information.....	40-63
2019-20 Stats and Review Information	64-71
All-Time Series Results	72-73
Record vs. All Conferences.....	74-75
All-Time Series Results	76-89
SID Directory	89
Day-by-Day Results.....	90-91
Individual Records	92
Team Records/Largest Comeback Wins.....	93
Single Game -- Individual Leaders	94
Season -- Individual Leaders.....	95
Career -- Individual Leaders	96
Team Leaders -- Single Game & Season	97
Individual Game Scoring Leaders	98-99
30/40 Point Club.....	100
Individual Game Rebounding and Assists Leaders	101-102
Career Double-Doubles.....	103-109
Miscellaneous Clubs	110-111
Season-by-Season Leaders	112-113
Basketball Attendance/Largest Crowds	114
Miscellaneous Records.....	108-122
Iowa's Tournament Records.....	123
Carver-Hawkeye Arena Records.....	124
1,000-Point Club.....	125-130
NCAA/NIT Box Scores	131-150
All-Time Coaching Numbers	151
Iowa Basketball Yearly Record	152-153
Year-By-Year Scores	154-172
Iowa Record Versus AP Top 25 Teams	173-176
Tournament History	177-181
Year-By-Year Statistics.....	182-184
Iowa's Basketball History Information	185-193
Hawkeyes in the NBA Draft	194
All-Time Lettermen/Jerseys	195-199
Composite Big Ten Schedule	200-202
Hawkeye Visions.....	203
Media Information	204-205
2020-21 Iowa Basketball Headshots	208

Iowa Athletic Communications

S300 Carver-Hawkeye Arena
One Elliott Drive
Iowa City, IA 52242
Office Telephone:..... 319-335-9411

Matthew Weitzel, Associate Director, Basketball Contact
Steve Roe, Director
matthew-weitzel@uiowa.edu
steven-roe@uiowa.edu

CREDITS

Publisher: The University of Iowa Athletic Department
Editors: Matt Weitzel, Steve Roe, and Traci Wagner
Design: Matt Ellison, Art Director
Photographers: Brian Ray, Stephen Mally, Jeff Becker, Justin Torner



LUKA GARZA

2019-20 HONORS

- National Player of the Year
- Unanimous Consensus First-Team All-America
- NABC Pete Newell Big Man of the Year
- Naismith Kareem Abdul-Jabbar Center of the Year
- Big Ten Men's Basketball Player of the Year
- USBWA District VI Player of the Year
- Iowa Male Athlete of the Year
- Naismith Trophy, Wooden Award, Oscar Robertson Trophy, and Lute Olson Award finalist



LUKA GARZA

2019-20 HISTORICAL MILESTONES

- Iowa single season record for points scored (740)
- Netted 44 points at Michigan, third most in program history
- Scored 20+ points in a school record 16 straight Big Ten games becoming the first Big Ten player to accomplish the feat since 1987
- Averaged 26.7 points per game against 12 AP Top-25 opponents
- Averaged 26.2 points per game in 20 Big Ten games
- Tallied 20+ points or more 25 times, which tied for second nationally
- Scored 20+ points in 19-of-20 Big Ten games
- Most double-doubles (15) by a Hawkeye in a season since 2002
- 11 consecutive games scoring 20+ points versus AP Top-25 teams
- Recorded seven contests with 25+ points & 10+ rebounds, most in the Big Ten nearly two decades
- Only the fifth Sporting News National Player of the Year to return since 1975
- Only Hawkeye to amass 740+ points and 300+ rebounds in a season



2020-21

THE UNIVERSITY OF IOWA

ONE OF THE NATION'S VERY BEST

Iowa City, Iowa. It is the home for one of the nation's leading public universities, the University of Iowa.

It's also the home of one of the nation's most successful college basketball programs, the Iowa Hawkeyes.

26 NCAA Tournament appearances • 3 Final Fours • 8 Sweet Sixteens • 4 Elite Eights • 8 Big Ten Championships

HERE IS A SAMPLING OF IOWA'S MOST RECENT SUCCESS:

Iowa basketball has posted winning seasons seven of the last eight years under head coach Fran McCaffery, including 25 victories in 2013, second most in school history. The Hawkeyes have finished in the Big Ten first division and advanced to the NCAA Second Round three of the past five completed seasons.

The Hawkeyes won all 17 home games in 2006, posting the first-ever perfect record in Carver-Hawkeye Arena. Iowa has posted a 182-62 record in Carver-Hawkeye Arena over the past 14 seasons, including a 110-29 mark the last eight years. Iowa won a school-record 18 home games in 2013.

Iowa earned berths in the NCAA Tournament three of the past five completed seasons (winning games in 2015, 2016, and 2019), and reached the NIT in 2012 (Round of 16), 2013 (runner-up), and 2017 (second round).

Iowa has appeared in the NCAA Tournament 23 times over the past 42 years. The Hawkeyes have made three appearances in the NCAA Final Four and have advanced to the Sweet 16 three times since 1987.

The seven winningest seasons in Iowa basketball history, 30 wins in 1987, 25 wins in 2013 and 2006, 24 wins in 1988 and 23 wins in 1989, 1993, 1996, 2001, and 2019, are an indication of the past successes of Iowa basketball. Iowa has posted 20 or more wins in 14 of the past 25 seasons, including six of the last eight.

Leading the Hawkeye program is head coach Fran McCaffery, who guided Iowa to four NCAA Tournament berths and three trips to the NIT over the last nine years. McCaffery has coached five first team All-Big Ten honorees, including three All-Americans, over the last six seasons (2014-20). McCaffery led three former teams to conference championships and five NCAA Tournaments. In 24 years as a college head coach, McCaffery's teams have averaged 18 wins per year.

IOWA BASKETBALL: GREAT SUCCESS AND GREAT TRADITION

During the 2001-02 season, the University of Iowa celebrated 100 Years of Basketball. Iowa's basketball history includes 81 winning seasons, including 29 years in which the Hawkeyes have won 20 or more games.

ESPN released its 2009 college basketball encyclopedia and inside it included its ESPN/Sagarin all-time rankings. The University of Iowa's success on the court garnered the program a ranking of No. 10 in the country!

Iowa basketball teams have advanced to the NCAA Tournament 26 times, advancing to the NCAA Final Four in 1955, 1956 and 1980. In fact, Iowa is one of just 33 Division I programs to advance to the NCAA Tournament on 26 or more occasions. In addition, Iowa has made eight appearances in the NIT postseason tournament.

The start of the Iowa basketball program can be traced back to Jan. 18, 1896. On that date, Iowa City was the site of the first college basketball game played with five players on a side. The historic event took place in Close Hall on the University of Iowa campus. In that first game, the University of Chicago defeated Iowa, 15-12, with neither team using any substitutes.

From that first game in 1896, the Iowa basketball program has been recognized as one of the best in the nation. *Street & Smith's* magazine recently selected its "100 Greatest College Basketball Programs of All Time". In its special publication, the magazine recognized the Iowa program as No. 40 among over 300 Division I programs.

PLAYING WITH PASSION AND A LOVE OF THE GAME: PUSHING THE BALL AND AGGRESSIVELY ATTACKING THE BASKET; FINDING THE OPEN TEAMMATE; CHANGING DEFENSE AND DISRUPTING THE RHYTHM OF THE OPPONENTS; SINKING THE OPEN 3-POINTER; AND HELPING OUT TEAMMATES

When you add those components together, they add up to Iowa basketball, a style of basketball that is all-out fun for 40 minutes, a style of play that is exciting to watch, but more importantly, a style of basketball that players love to play.

As the Iowa Hawkeyes head into the 2020-21 season, the 11th year under coach Fran McCaffery and his coaching staff, Iowa basketball is in the midst of a new era that features exciting and fun basketball that players enjoy playing and fans enjoying watching.

“Hawkeye fans and our players will enjoy our style of basketball. We are going to compete and play the game the right way. We want to play an up-tempo style, push the ball, attack the basket and catch the defense off balance. We want to score in the 80s and 90s. Defensively, we want to change defenses and disrupt rhythm. We want to give Hawkeye fans an exciting style of basketball to watch. Our players are going to have fun and enjoy what they do on the floor.

“We have a solid foundation and a tremendous environment to work with as we look to build on our 26 NCAA Tournament appearances and two Big Ten Tournament championships. We embrace the Hawkeye tradition and look forward to the challenges ahead.”

FRAN MCCAFFERY
Head Coach
University of Iowa

McCaffery took over the Iowa basketball program in 2010 after rebuilding three basketball programs (Lehigh, UNC-Greensboro and Siena) as a head coach. McCaffery is one of just 14 Division I coaches to take four different programs (Iowa, Siena, UNC Greensboro and Lehigh) to the NCAA Tournament. He is the first to do so with three programs from one-bid leagues.

McCaffery has one of the most experienced coaching staffs in the nation at the University of Iowa. Kirk Speraw, Sherman Dillard, Billy Taylor, and Al Seibert have over 100 years of combined coaching experience.

In five seasons as the head coach at Siena, McCaffery led his team to an average of better than 22 victories per year, including back-to-back 27-win campaigns in 2009 and 2010. He led the Saints to three straight regular season championships and NCAA Tournament appearances (2008-10).

Twelve of McCaffery’s 24 teams boasted third place or better finishes in their respective conference, including capturing league tournament titles five times. McCaffery coached teams have competed in nine NCAA Tournaments and four NIT’s; a 10th NCAA Tournament would have been added to his resume in 2020, if not for the cancellation of the tournament due to COVID-19.

Consider these facts about Fran McCaffery and his coaching career:

He was named MAAC Coach of the Year in 2009 and District I Coach of the Year in 2010 by the National Association of Basketball Coaches

McCaffery has posted 12 20-win seasons as a head coach, including 10 of the last 14 years and six of the last eight seasons.

Iowa tied for third place in the challenging Big Ten in 2015 and 2016. McCaffery boasts 19 upper division finishes, including seven of the last eight seasons, in 24 years as a head coach.

The Hawkeyes have earned national rankings five of the past seven seasons. Iowa was ranked in the Associated Press poll the final 11 weeks of the 2016 season, climbing as high as No. 3 on Jan. 25.

Led Iowa to 25 victories in 2013, equaling its second-highest total in school history, while also winning a school-record 18 home games. The Hawkeyes won 22 or more games and won an NCAA Tournament game three of the past five completed seasons.

In 24 years as a head coach, has led his teams to five conference tournament championships and 13 postseason appearances.



Center Luka Garza was named National Player of the Year -- by six national outlets -- and Big Ten Player of the Year in 2020.



No.	Name	Pos.	Ht.	Wt.	Yr.	Hometown	High School
0	Michael Baer	F	6-7	215	Jr.^	Bettendorf, Iowa	Bettendorf
1	Joe Toussaint	G	6-0	190	So.	Bronx, New York	Cardinal Hayes
2	Jack Nunge	F	6-11	245	So.^	Newburgh, Ind.	Castle
3	Jordan Bohannon	G	6-1	175	Sr.^	Marion, Iowa	Linn-Mar
4	Ahron Ulis	G	6-3	190	Fr.	Chicago, Ill.	Marion Catholic
5	CJ Fredrick	G	6-3	195	So.^	Cincinnati, Ohio	Covington Catholic
10	Joe Wieskamp	G/F	6-6	212	Jr.	Muscatine, Iowa	Muscatine
11	Tony Perkins	G	6-4	210	Fr.	Indianapolis, Ind.	Lawrence North
13	Austin Ash	G	6-3	179	Jr.^	Cedar Rapids, Iowa	Mount Vernon
15	Keegan Murray	F	6-8	215	Fr.	Cedar Rapids, Iowa	Prairie/DME Academy (FL)
20	Kris Murray	F	6-8	215	Fr.	Cedar Rapids, Iowa	Prairie/DME Academy (FL)
22	Patrick McCaffery	F	6-9	200	Fr.^	Iowa City, Iowa	West
23	Josh Ogundele	C	6-10	285	Fr.	London, England	Worcester, Mass.
24	Nicolas Hobbs	G	6-2	200	Jr.^	Chicago, Ill.	Fenwick
30	Connor McCaffery	G/F	6-5	205	Jr.^	Iowa City, Iowa	West
55	Luka Garza	C	6-11	265	Sr.	Washington, D.C.	Maret

Head Coach: Fran McCaffery

Assistant Coaches: Kirk Speraw, Sherman Dillard, Billy Taylor

Director of Operations: Al Seibert

Assistant Director of Operations: Kyle Denning

Director of Recruiting/Player Development: Courtney Eldridge

PRONUNCIATION GUIDE

Michael Baer BEAR

Luka Garza LOU-kah

Jack Nunge NONE-gee (rhymes with bungee)

Josh Ogundele Oh-GOON-deh-leh

Kirk Speraw SPEAR-awe

Joe Toussaint TWO-sahnt

Ahron Ulis YOU-liss

Joe Wieskamp WEEZ-camp



**2019-20 Record:** 20-11**Big Ten Conference Record:** 11-9 (T-5th)**2019-20 Postseason:** canceled due to COVID-19 pandemic**Starters Returning/Lost:** 5/0**Lettermen Returning/Lost:** 11/4**Head Coach:** Fran McCaffery**Birthdate:** 5/23/59**Education:** B.S. -- Pennsylvania (The Wharton School), 1982
Master of Education -- Lehigh, 1985**Career Record:** 445-320 (.582, 24 years)**McCaffery at Iowa:** 194-143 (.576, 10 years)**Big Ten Record:** 89-95 (.484, 10 years)**Best Time to Call:** Mornings, contact Athletic Communications**Assistant Coaches:**

Kirk Speraw, 11th year at Iowa (Iowa, 1980)

Sherman Dillard, 11th year at Iowa (James Madison, 1978)

Billy Taylor, second year at Iowa (Notre Dame, 1995)

Director of Basketball Operations:

Al Seibert (Fredonia State, 1985)

Assistant Director of Basketball Operations:

Kyle Denning (Iowa, 2015)

Director of Recruiting/Player Development:

Courtney Eldridge (UNC-Greensboro, 2015)

Basketball Administrative Assistant: Shelly Deutsch**Trainer:** Brad Floy**Basketball Office**

N215 Carver-Hawkeye Arena, Iowa City, IA 52242

Telephone: 319-335-9444 or 1-800-424-6677

Basketball Office Fax: 319-335-0900

Starters Returning (5):

Luka Garza (C, 6-11, 265, Sr., 23.9 ppg, 9.8 rpg, 1.8 bpg)

Joe Wieskamp (G/F, 6-6, 212, Jr., 14.0 ppg, 6.1 rpg, 1.6 apg)

CJ Fredrick (G, 6-3, 195, RS-So., 10.2 ppg, 1.9 rpg, 2.8 apg)

Connor McCaffery (G/F, 6-5, 205, RS-Jr., 6.2 ppg, 4.0 rpg, 4.0 apg)

Joe Toussaint (G, 6-0, 190, So., 6.5 ppg, 2.0 rpg, 2.9 apg)

Lettermen Returning (6):

Jordan Bohannon (G, 6-1, 175, RS-Sr., 8.8 ppg, 1.6 rpg, 3.3 apg)

Jack Nunge (F, 6-11, 245, RS-So., 6.0 ppg, 4.6 rpg, 1.8 apg)

Patrick McCaffery (F, 6-9, 200, RS-Fr., 3.0 ppg, 2.5 rpg, 0.5 spg)

Austin Ash (G, 6-3, 179, RS-Jr., 1.3 ppg, 0.6 rpg, 0.2 apg) *

Nicolas Hobbs (G, 6-2, 200, RS-Jr., 0.4 ppg, 0.2 rpg) *

Michael Baer (F, 6-7, 215, RS-Jr., 0.5 ppg, 1.3 rpg) *

Newcomers (5):

Ahron Ulis (G, 6-3, 190, Fr., Chicago, Ill.)

Keegan Murray (F, 6-8, 215, Fr., Cedar Rapids, Iowa)

Kris Murray (F, 6-8, 215, Fr., Cedar Rapids, Iowa)

Josh Ogundele (C, 6-10, 285, London, England)

Tony Perkins (G, 6-4, 210, Fr., Indianapolis, Ind.)

Lettermen Lost (4):

Ryan Kriener (C, 6-10, 255, Sr., 7.7 ppg, 4.1 rpg, 0.8 apg)

Cordell Pemsli (F, 6-9, 248, RS-Jr., 2.8 ppg, 3.2 rpg, 1.2 apg)

Bakari Evelyn (G, 6-2, 180, RS-Sr., 3.7 ppg, 1.5 rpg, 2.0 apg)

Riley Till (F, 6-7, 200, RS-Jr., 0.6 ppg, 0.7 rpg, 0.3 bpg)

* -- non-scholarship athlete

Lettermen by Experience**4-year Lettermen (1):** Jordan Bohannon**3-year Lettermen (1):** Luka Garza**2-year Lettermen (6):** Austin Ash, Michael Baer, Nicolas Hobbs, Connor McCaffery, Jack Nunge, Joe Wieskamp**1-year Lettermen (3):** CJ Fredrick, Patrick McCaffery, Joe Toussaint**Personnel Breakdown****By Class****Seniors (2):** Jordan Bohannon, Luka Garza**Juniors (5):** Austin Ash (RS), Michael Baer (RS),

Nicolas Hobbs (RS), Connor McCaffery (RS), Joe Wieskamp

Sophomores (3): CJ Fredrick (RS), Jack Nunge (RS), Joe Toussaint**Freshmen (6):** Patrick McCaffery, Keegan Murray, Kris Murray, Josh Ogundele, Tony Perkins, Ahron Ulis**By Height****6-0:** Joe Toussaint**6-1:** Jordan Bohannon**6-2:** Nicolas Hobbs**6-3:** Austin, Ash, CJ Fredrick, Ahron Ulis**6-4:** Tony Perkins**6-5:** Connor McCaffery**6-6:** Joe Wieskamp**6-7:** Michael Baer**6-8:** Keegan Murray, Kris Murray**6-9:** Patrick McCaffery**6-10:** Josh Ogundele**6-11:** Luka Garza, Jack Nunge



There will be a number of firsts for University of Iowa head coach Fran McCaffery entering his 25th season as a head coach in 2020-21.

McCaffery has never coached a team with seven players with starting experience, let alone the returning National Player of the Year. Center Luka Garza earned Big Ten and National Player distinction as a junior and is the frontrunner for National Player of the Year entering the 2020-21 campaign.

“Having seven players with starting experience provides us with incredible versatility,” said McCaffery. “In a year where you may have a player out for a couple weeks (COVID-19 and contact tracing), depth will be important.”

The COVID-19 pandemic canceled last season’s postseason and has carried over to 2020-21, delaying the start until Nov. 25. McCaffery said having a veteran team will be beneficial navigating through this unprecedented season.

“You have to stay together and be able to deal with any of the distractions that may come from a potential positive test, game cancellation, or missing a player for a certain length of time,” McCaffery said. “We have to maintain our focus each day and not get too far ahead of ourselves. I think veteran teams are typically better capable of handling that.”



Returning seven players with starting experience on a team that has led the Big Ten in scoring offense the last two seasons bodes well for another year of scorching the nets. But McCaffery knows that to get to the next level, the team needs to continue to make defensive strides.

“When you have unselfishness, coupled with the skillset and experience we have, it’s a team that should run smoothly on offense,” said McCaffery. “The key for us is to be able to improve defensively. But considering how great this league is, and the number of good players, you need to be good every night defensively.”

Garza was a beast in 2019-20, finishing the 20-game conference schedule averaging a staggering 26.2 points per game. The native of Washington, D.C., scored a school-record 740 points, breaking the program’s 50-year old record. Garza was one of three Big Ten players to ever to total 740 points and 300 rebounds in a season. The All-American produced against top competition all season long, scoring 20 points or more a school-record 16 straight Big Ten games, and averaging 26.7 points, 11.1 rebounds, and 1.7 blocks in 12 contests against ranked opponents.

Garza joins Tyler Hansbrough (2008), Dee Brown (2005), Michael Jordan (1983), and Ralph Sampson (1982) as the only players since 1975 to return to school after being recognized as the Sporting News National Player of the Year.

In addition to Garza, starters Jordan Bohannon, Connor McCaffery, Joe Wieskamp, CJ Fredrick, Joe Toussaint, and Jack Nunge return.

Bohannon is back for a fifth season, receiving a medical hardship waiver after undergoing season-ending hip surgery last December. The return of the program’s all-time 3-point leader (8.8 ppg, 3.3 apg) should stretch defenses even more with his range and ability to make timely baskets.

“Jordan has trimmed his body down and I think being able to compete without pain has to be a great feeling for him,” said McCaffery.

Not only can Fredrick (10.2 ppg, 2.8 apg) and Wieskamp (14.0 ppg, 6.1 rpg) knock down the 3-ball, but they can finish at the basket. Wieskamp, a junior, was a third team All-Big Ten selection last year, while Fredrick was honored on the All-Big Ten Freshman Team.

“CJ and Joe both look good physically,” McCaffery said. “They can score a variety of ways and have improved their overall skillset.”

Connor McCaffery (6.2 ppg, 4.0 rpg) was vital to the team’s success last season. Due to lack of depth, the co-captain played four different positions. He led the country in assist-to-turnover ratio (4.6) and was first on the squad in assists per game (4.0).



“Our medical staff has been really smart with him,” said McCaffery. “We pushed him in the weight room and rehab, but haven’t pushed him to go up-and-down the court. He will be in great physical condition when that time comes and then he will have ample time to get ready for the games in late November.”

If that wasn’t enough, the Hawkeyes add six freshmen to the mix. Patrick McCaffery returns for his redshirt season, while true freshmen Keegan and Kris Murray, Josh Ogundele, Tony Perkins, and Ahron Ulis step onto campus.

“The freshmen are picking things up and physically look good,” McCaffery said. “They’re playing well and complement each other well. I’ve been impressed with Patrick this summer. He has added muscle, is over 200 pounds, and is ready to go.”

McCaffery said to be successful in the Big Ten you have to be mentally and physically tough, and he believes this team has those qualities.

“This team has incredible mental toughness and impressive chemistry,” said McCaffery. “In this league, you have to be able to execute, especially under pressure coming down the stretch, and this team does that well.”

“He is so good because he knows where he needs to be at each position and can read defenses,” Fran McCaffery said. “Adding to that he has a level of toughness that is necessary in this league.”

Toussaint (6.5 ppg, 2.9 apg) was thrust into the starting lineup in the 12th game as a rookie, and never looked back. The New York native was a terrific defender, leading the team in steals per game (1.2). McCaffery has been impressed with Toussaint’s growth, saying he is wise beyond his years.

“Joe is playing like a senior right now,” McCaffery said. “He studied everything last year, becoming a student of the game. He has blinding speed, is finishing at the rim and shooting well from outside, is a terrific rebounder for someone his height (6-foot) and has tremendous competitive instincts.”

Nunge started the first five games last season before sustaining a season-ending ACL injury. He averaged six points and 4.6 rebounds in his abbreviated sophomore season. McCaffery is pleased with his rehab progress and expects him to be ready by the season opener.





Bruce Harreld became the 21st president of the University of Iowa on Nov. 2, 2015. He received a bachelor's degree in engineering from Purdue University and an MBA from Harvard University.



President Harreld served on the faculty of Harvard Business School from 2008 to 2014, with dual appointments to the entrepreneurial and strategy units. He was faculty chair of the Building New Businesses in Established Organizations program. As a faculty member, he taught in numerous executive programs in Cambridge, Qatar, Mumbai, and Shanghai. He also has been an adjunct professor at Northwestern University in the Kellogg School of Management, developing the first-ever MBA course on strategic use of information technology.

President Harreld has served in several corporate leadership positions. As senior vice president and division president of Kraft General Foods, he led the strategic unit that formulated strategy and executed acquisitions for this multibillion-dollar company. As president and board member of Boston Market Company, he, along with five other partners, led the organization that began with 20 stores in the Boston area and grew to more 1,100 stores across the nation.

As senior vice president of IBM, President Harreld worked with the CEO and senior management team to chart the organization's transformation from near bankruptcy, led the business transformation team that streamlined operations and reintegrated the global organization, and led the strategy unit that was responsible for the formulation and execution of the company's overall strategy.

President Harreld has also served as a consultant, advising public, private, and military organizations on leadership, organic growth, and strategic renewal, including serving as manager, vice president, and member of the board of the Boston Consulting Group.

President Harreld is the author or coauthor of numerous articles and book chapters in such journals and magazines as the Harvard Business Review, California Management Review, and Financial Executive, and books and monographs such as Leading Sustainable Change: An Organizational Perspective (Oxford University Press, 2015) and Core Curriculum Strategy Reading: Executive Strategy (Harvard Business Publishing, 2014). He has also authored or coauthored several case studies for Harvard Business Publishing.

President Harreld has received several awards, including the Accenture Award for best business article of the year and the Distinguished Industrial Engineer and Distinguished Engineering Awards from Purdue University.

President Harreld is married to Mary Gillilan Harreld, an attorney. They have four children and six grandchildren.



Gary A. Barta
Henry B. and Patricia B. Tippie
Director of Athletics Chair

Gary Barta is in his 15th year as the director of athletics at the University of Iowa, where he occupies the Henry B. and Patricia B. Tippie Director of Athletics Chair. The position was endowed in 2017 by the Tippies, longtime supporters of the University of Iowa and Hawkeye Athletics. Henry B. Tippie earned his UI degree in 1949 and was presented with an honorary degree in 2009.



Barta is in his second year as a member of the College Football Playoff (CFP) Selection Committee, serving as committee chairman in 2020. He was appointed to the selection committee by the CFP Management Committee in February, 2019 and is serving a three-year term.

After claiming four Big Ten championships in 2018-19, Iowa Athletics had a strong start to 2020 with the field hockey team winning both the regular season and tournament championships while advancing to the NCAA Elite Eight. Iowa's soccer team advanced to the NCAA Tournament for the second time in school history and Hawkeye football completed a 10-win season with a resounding Holiday Bowl win over Southern California.

Prior to the winter seasons being canceled due to COVID-19 in March, the Hawkeye wrestling team captured the Big Ten regular season and postseason championships, while men's and women's basketball were on pace to participate in the 2020 NCAA tournaments.

2019-20 Hawkeye Athletics Highlights

• **Win** •

Football: Iowa football closed the season with a win over No. 22 Southern California in the 2019 Holiday Bowl, posting its 10th win of the season. Iowa football has earned eight or more wins in each of the last five seasons. The Hawkeyes have won 47 games over the past five seasons, the best five-year win total in school history. Head coach Kirk Ferentz has earned 162 career victories at Iowa, becoming the winningest football coach in school history. Along with the Holiday Bowl victory, Iowa also won three of four rivalry trophy games. Two Hawkeye players were named Player of the Year at their position in the Big Ten Conference, and five were selected in the first round of the 2020 NFL Draft.

Wrestling: Iowa claimed the Big Ten regular season and postseason championships, with three Hawkeyes winning individual Big Ten titles. Iowa would have been represented by its entire 10-man line-up at the NCAA Championships. Spencer Lee shared the Sullivan Award, presented to the top amateur athlete in the United States. He was also the Big Ten Wrestler of the Year and winner of the Dan Hodge Trophy. Coach Tom Brands was named Big Ten, National Wrestling Coaches Association (NWCA), and InterMat Coach of the Year following Iowa's undefeated season. Iowa wrestling led the nation in home attendance for the 14th straight year, setting a new national record (12,568).

Men's Basketball: Iowa was nationally ranked the final 10 weeks of the season, including a final ranking of No. 25, prior to the postseason being canceled. Junior center Luka Garza was named Big Ten Player of the Year and was a unanimous first-team All-Big Ten selection. Garza was named National Player of the Year by six outlets, was a consensus first-team All-America honoree, and was the recipient of the Pete Newell Big Man of the Year and Kareem Abdul-Jabbar Center of the Year awards. Head coach Fran McCaffery has led Iowa to postseason tournaments seven of the last eight seasons (4 NCAA, 3 NIT), and 2020 would have included another NCAA bid. McCaffery has guided Iowa to 20 wins or more in six of the past eight seasons and upper-division Big Ten finishes seven of the past eight years.

Women's Basketball: Head coach Lisa Bluder's team posted a 24-7 overall record in 2019-20, finishing third in the Big Ten (14-4). Iowa was nationally ranked the final eight weeks of the season, ending the season ranked 21st and virtually locked in to receive another NCAA postseason invitation. Senior Kathleen Doyle was named the Big Ten Player of the Year and was a third-team All-America selection. Bluder and her staff led Iowa to its 11th 20-win season over the last 13 seasons and 13th in Bluder's tenure. The Hawkeye women carry a 36-game home winning streak into the 2020-21 season.

Field Hockey: Iowa claimed the Big Ten Conference regular season title and the postseason tournament championships. The Hawkeyes advanced to the NCAA Elite Eight. Sixth-year head coach Lisa Cellucci and her staff were named National Field Hockey Coaches Association (NFHCA) West Region Coaching Staff of the Year for the second straight season, and Katie Birch was named NFHCA West Region Player of the Year. Maddy Murphy and Birch earned All-America honors, and 11 Hawkeyes were named to the Division I National Academic Squad.

Soccer: The women's soccer team tied a school record with 15 wins, including seven victories in Big Ten play. Iowa earned its second-ever NCAA Tournament berth after being ranked as high as 19th during the regular season. Three Hawkeyes earned All-Big Ten honors and two players -- Kaleigh Haus and Hannah Drkulec -- earned first-team Academic All-America honors. The team also had a school-record 19 Academic All-Big Ten selections.

Track & Field: The Iowa men's track and field team was not able to defend its Big Ten Conference Championship due to the mid-March cancellation of the spring season. Wayne Lawrence was named Big Ten Athlete of the Year, leading the Hawkeye men to a second-place finish at the Big Ten Indoor Championships, the highest for Iowa since 1963. Lawrence earned three gold medals at the championships.

Laulauga Tausaga led the Iowa women at the Big Ten Indoor Championships, capturing a conference title in the weight throw. She was named Midwest Regional Athlete of the Year for the second straight indoor season.

Rowing: Sixth-year head coach Andrew Carter led Iowa to its third consecutive NCAA Championships appearance in 2019, placing 13th overall with 63 points. The Hawkeyes have been nationally ranked for a program-best 31 straight weeks, peaking at No. 8 in 2019. The 2020 season was canceled prior to any official competition.

Men's Tennis: The Hawkeyes were ranked as high as No. 20 in the nation while posting a 12-2 record prior to the cancellation of the season. The ranking is the highest in program history. Will Davies and Oliver Okonkwo were ranked No. 10 nationally, the highest ranking by a doubles team in school history.

Women's Tennis: Elise van Heuvelen Treadwell was named first-team All-Big Ten, and the Hawkeyes were 1-0 in league play prior to the season's cancellation.

Baseball: Baseball posted a 10-5 record prior to the season being canceled, recording three wins over ranked opponents in the early portion of the season. After 15 games, Iowa led the Big Ten in hitting and fielding. Coach Rick Heller earned career win No. 900, and first baseman Peyton Williams was named a Collegiate Baseball Freshman All-American. The Hawkeyes tied a school record with 12 Academic All-Big Ten honorees.

Swimming & Diving: Iowa swimming and diving posted 12 school records during the 2019-20 season, and the Hawkeyes had six athletes named College Swimming Coaches Association of America (CSCAA) All-Americans. The men's team was ranked 20th in the final CSCAA Dual Meet rankings, and the team placed sixth at the Big Ten Championships -- its highest finish since 2012. The women placed 10th at the Big Ten Championships with 430 points, the most points for the program since 2014.



• **Graduate** •

- Hawkeye student-athletes set all-time highs with a 90 percent Graduation Success Rate (GSR) and 76 percent Federal Graduation Rate (FGR) for a four-class average. UI student-athletes rank higher than the national average in GSR and FGR.
- Eight UI programs posted a perfect GSR score: soccer, women's swimming, field hockey, men's golf, volleyball, women's golf, women's gymnastics, and men's gymnastics.
- Hawkeye student-athletes had an average GPA of 3.27 during the 2019-20 academic year and have had an average GPA of over 3.0 the last six years.
- Over 250 Iowa student-athletes earned Academic All-Big Ten recognition for the 2019-20 school year.
- Ninety Big Ten Conference Distinguished Scholars.
- Over 470 student-athletes earned Dean's List and President's List honors.
- Soccer: Kaleigh Haus and Hannah Drkulec named first-team Academic All-America.
- Field Hockey: Earned the Zag Field Hockey/NFHCA Division I National Academic Team Award for the third consecutive year. A program-record 11 Hawkeyes were named to the 2019 Zag Field Hockey/NFHCA Division I National Academic Squad.
- Men's & Women's Cross Country: Teams were named 2019 United States Track & Field and Cross Country Coaches Association (USTF-CCCA) All-Academic Team.
- Rowing: Amassed 20 fall 2019 Dean's List honorees and 25 spring 2020 Dean's List honorees.
- Soccer: Earned the National Soccer Coaches Association of America (NSCAA) Team Academic Award. Two student-athletes -- Kaleigh Haus and Hannah Drkulec -- were College Sports Information Directors of America (CoSIDA) First-Team Academic All-Americans. It was the second straight year both players earned All-America distinction.
- Swimming & Diving: Both men's and women's teams earned the CSCAA Scholar All-America team honor for both the fall and spring semesters. Thirteen Hawkeyes earned individual Scholar All-America distinction.
- Wrestling: Led the country with a school-record eight NWCA Scholar-Athletes and set a program-best with 17 Academic All-Big Ten honorees.
- Softball: Sixteen student-athletes earned Dean's List honors for 2019-20.
- Volleyball: Three student-athletes earned Academic All-Big Ten honors, while the program tallied nine Dean's List honors for 2019-20.
- Women's Golf: Stephanie Herzog, Dana Lerner, and Jacque Galloway were named Women's Golf Coaches Association (WGCA) All-American Scholars.
- Track and Field: Eleven athletes, eight men and three women, named to the USTFCCCA All-Academic teams.
- Men's Tennis: Six Hawkeyes named Intercollegiate Tennis Association (ITA) Scholar-Athletes, which requires a grade point average of 3.5 for the academic year.
- Women's Tennis: Five Hawkeyes named ITA Scholar-Athletes, which requires a grade point average of 3.5 for the academic year.



• Do It Right •

- The University of Iowa Athletics Department and the UI Stead Family Children’s Hospital facilitated the “Kinnick Wave” during home football games in 2017, creating national recognition. The “Kinnick Wave” was presented the Disney Spirit Award in 2017.
- Twelfth anniversary: Iowa Football/University of Iowa Children’s Hospital “Kid Captain” program.
- Student-Athlete Academic Services has sponsored the annual Iowa Student-Athlete Advisory Committee (ISAAC) Day of Caring for 22 years, with over 250 student-athletes assisting area agencies with spring clean-up, landscaping, sustainability projects, etc. This service opportunity is in collaboration with United Way of Johnson and Washington Counties.
- Student-athletes annually participate in over 4,000 appearances resulting in the accumulation of more than 10,000 hours of community service and programming. Student-athletes also participate in educational programming opportunities throughout the year.
- Within the Hawkeye Life Program, student-athletes gain experience in six areas which include Leadership, Community Engagement, Academic Success, Career Development, Health & Well-Being, and Diversity & Inclusion. 2019-20 highlights:
 - o Diversity & Inclusion - - Student-Athletes from the Multicultural Focus Group created the Hawkeye Pledge this past spring, which emphasizes the values we intend to uphold in the Athletics Department to promote diversity, equity, and inclusion.
 - o Leadership - - Continued collaboration with UI Student Government (UISG). Two student-athletes served on UISG board in 2019-20.
 - o Community Engagement - - During the spring semester, during COVID-19, Academic Services spearheaded a robot tour of Kinnick Stadium to children from the UI Stead Family Children’s Hospital.
 - o Career Development - - This past summer Academic Services provided a virtual online career development experience through the Hawks to Professionals Program (H2P) via Iowa Courses Online (ICON). Student-athletes can complete career modules, receive resume assistance, and connect with professionals within their field of study.
 - o Health & Well-Being - - The Health & Well-Being Outreach Committee oversaw the implementation of the NCAA MyPlaybook module to all freshmen as part of their summer bridge program. Student-athletes received education about making smart choices pertaining to their mental and physical health.
 - o Dance Marathon - - Student-athletes raised over \$2,000 for this initiative and provided an autograph event to help raise money for the UI Stead Family Children’s Hospital.



The Barta Family (l-r): Gary, Madison, Connie, and Luke.

• Fan Support •

- In 2019-20, Iowa ranked in the top 25 in home attendance for football and men’s and women’s basketball. Iowa has led the nation in wrestling home attendance for 14 straight seasons.
- Iowa led the nation in wrestling home attendance in 2019-20, setting an all-time record (12,568).
- Iowa ranked 10th in the nation in women’s basketball home attendance in 2019-20 (7,102).
- Iowa ranked 20th in the nation in football home attendance in 2019 (65,557).
- Iowa ranked 27th in the nation in men’s basketball home attendance in 2019-20 (12,357).

• Personal •

Barta’s involvement in the UI campus and the greater Iowa City community extends beyond his position as director of the UI’s Intercollegiate Athletics programs. He is a member of the President’s Cabinet, comprised of vice presidents and other campus leaders who provide counsel to the UI’s president.

Barta remains active at the conference and national levels. He serves on the NCAA DI Council and the CFP Selection Committee. He is serving as chairman of the CFP selection committee in 2020. Barta is also regularly involved in National Association of Collegiate Directors of Athletics (NACDA) and LEAD1 (formerly known as the Division 1A Athletic Directors Association).

From a community standpoint, Barta recently served on the United Way of Johnson & Washington Counties Board of Directors. He is a long-standing member of the UI Partnership for Alcohol Safety Committee and has been a regular participant in numerous Chamber and Convention & Visitors Bureau initiatives during his tenure.

Barta earned a bachelor of science degree in mass communication and broadcast journalism from North Dakota State in 1987. He was an option quarterback for Bison football squads that won the Division II NCAA National Championship in 1983, 1985, and 1986.

Barta, and his wife, Connie, have a son, Luke (22), and a daughter, Madison (20). He was born September 4, 1963, in Minneapolis.

Barta’s Administrative Career

Position	Years
Henry B. and Patricia B. Tippie Director of Athletics Chair, Iowa	Aug. 1, 2006-Present
Athletic Director, Wyoming	2003-2006
Senior Associate A.D., Washington	1996-2003
Director of Athletics Development/External Relations, Northern Iowa	1990-1996
Associate Director of Development, North Dakota State	1988-1990



In 10 years as the University of Iowa head men's basketball coach, Fran McCaffery has brought enthusiasm and excitement back to the Hawkeye basketball program. After more than two decades as a head coach, he has coached his teams to nine NCAA tournaments and four NITs, with an overall record of 445-320 (.582).

McCaffery, who is the Big Ten's third longest tenured head coach behind Michigan State's Tom Izzo and Matt Painter of Purdue, surpassed Lute Olson for second on Iowa's all-time win chart with its victory at Indiana on Feb. 7, 2019. McCaffery concluded his 10th season as Iowa's head coach with 194 wins. McCaffery's Hawkeyes enter the 2020-2021 season ranked nationally in the top 10 in numerous preseason polls.



McCaffery was named the University of Iowa's 22nd head men's basketball coach on March 29, 2010. The Philadelphia native has accumulated 19 upper division conference finishes. McCaffery has posted 12 seasons of 20 wins or more as a head coach, including 10 in the last 14 years. McCaffery and the Hawkeyes have registered first division finishes in the Big Ten seven of the last eight seasons; only Michigan State (8) has more upper division finishes than Iowa (7) and Wisconsin (7) during that span.

Since taking over the program in 2010, the Hawkeyes have vaulted back to national prominence. Iowa has appeared in a postseason tournament seven of the last eight complete seasons (4 NCAA, 3 NIT). McCaffery coached the Hawkeyes to four NCAA Tournament appearances in six years (2014, 2015, 2016, 2019) and reached the NIT championship game in 2013 with a team that won 25 games. Iowa likely would have competed in another NCAA Tournament in 2020, if not for the NCAA canceling the postseason on March 12 due to the COVID-19 global pandemic.

Last season, McCaffery pulled off one of his best coaching jobs during his 10-year tenure at Iowa. Working with a depleted team due to injuries and redshirts, he led the nationally-ranked Hawkeyes to 20 regular season wins and a likely invitation to its fourth NCAA Tournament in six years if not for the cancellation of the postseason due to the COVID-19 global pandemic. Iowa finished 2019-20 averaging 77.7 points per game, leading the Big Ten in scoring offense for the third straight year. McCaffery guided the Hawkeyes to an 11-9 conference record, reaching 10 wins in the Big Ten five of the last six seasons. Iowa won seven games over ranked opponents, the most in a single season since 2006 (8).

In 2019-20, McCaffery mentored unanimous consensus first-team All-American, Big Ten Player of the Year, and USBWA District VI Player of the Year Luka Garza. The junior center was also named National Player of the Year by a handful of major news outlets. Garza is the second consensus All-American coached at Iowa (Jarrod Uthoff, second team in 2016). Sophomore Joe Wieskamp was a third team honoree, while CJ Fredrick became the seventh Hawkeye during McCaffery's tenure to be voted to the All-Big Ten Freshman Team. Garza (23.9 ppg) and Wieskamp (14.0 ppg) combined to average 37.9 points per game, the fifth highest scoring duo in Division I in 2019-20.

Two years ago, the Hawkeyes amassed 23 victories, the program's second highest total in 13 seasons, and won an NCAA Tournament game for the third time in five seasons. The Hawkeyes started 2018-19 strong with McCaffery guiding the team to an undefeated nonconference record, something that had not been accomplished in 32 years. Iowa recorded five wins over ranked opponents with only one senior on its squad, a total that matched the most by an Iowa team in 13 seasons. McCaffery coached four Hawkeyes to postseason recognition in 2018-19: Tyler Cook earned second-team All-Big Ten laurels, Jordan Bohannon was named to third-team all-conference, Luka Garza was an honorable mention selection, while Joe Wieskamp was named to the All-Big Ten Freshman Team.

Iowa achieved its highest national since 1987, when it was ranked as high as No. 3 on Jan. 25, 2016, and was ranked the final 11 weeks of the 2016. The Hawkeyes were nationally-ranked for 16 consecutive weeks in 2018-19.

Iowa has averaged 20 wins the last nine seasons, with its 183 victories between 2013-20 being the most over a nine-year span at Iowa since 1986-94. McCaffery is the first head coach to lead Iowa to 18 or more victories in six straight seasons (2012-17), while winning 20 games or more six of the last eight years.

McCaffery continues to get the most of his talent, coaching nine Hawkeyes to All-Big Ten status the past nine seasons. Devyn Marble (2014), Aaron White (2015), Jarrod Uthoff (2016), Peter Jok (2017), and Luka Garza (2020) were first-team honorees. McCaffery also developed Gabriel Olaseni and Nicholas Baer into the 2015 and 2017 Big Ten Sixth Man of the Year, respectively. Garza became the first Hawkeye in 52 years to earn Big Ten Player of the Year honors and first Hawkeye in 68 years to earn consensus first-team All-America distinction.

The past 10 years, McCaffery has coached 15 Hawkeyes to professional contracts, including Devyn Marble and Aaron White, who were selected by the Orlando Magic (2014) and Washington Wizards (2015) in the NBA Draft, respectively.

McCaffery recruited and coached White to an illustrious Hawkeye career. White became the first Iowa player to score 1,800 points and collect 900 rebounds, while also leading the team in rebounding all four years. He ranks second in scoring (1,859) and third in rebounding (901). He made more free throws than any other Big Ten player in 50 years, ranking third all-time in Big Ten annals with 618.

McCaffery had one his best coaching jobs at Iowa in 2017, working with one of the youngest teams in the country and nearly receiving a berth in the NCAA Tournament. Iowa tied for fifth in the Big Ten and was one of the last four out of the tournament field. Jok led the team, becoming Iowa's fifth Big Ten scoring champion in school history, averaging 19.9 points per game. For half the season, Jok started alongside four freshmen -- Iowa's youngest starting lineup in school history. Undaunted, McCaffery and the Hawkeyes progressed as the season went on ultimately winning four games against nationally ranked teams, including No. 21 Wisconsin and No. 24 Maryland on the road.

In addition to leading the Big Ten in scoring, Jok established new school free throw records in single-game makes (22), career percentage (.864), and single-season accuracy (.911). Freshman Cordell Pemsil broke the school's single-season field goal percentage mark (.617), while rookie Jordan Bohannon rewrote the Iowa freshman record books in assists (175), 3-pointers (89), and double-doubles in points and assists (3).

In 2018, a trio of underclassmen led the Hawkeyes in sophomores Tyler Cook and Bohannon, and freshman Luka Garza. Cook joined Greg Stokes as the only Hawkeyes to total more than 500 points and 200 rebounds their sophomore season, while newcomer Luka Garza became just the fourth Hawkeye rookie in program history to score 400 points. Bohannon became the sixth Hawkeye in program history to total more than 400 points and 150 assists in a season and is the only Division I player to total more than 150 assists and 80 3-pointers as a freshman and sophomore over the last 25 years.

In 2016, McCaffery coached an Iowa team to heights that had not been seen in Iowa City in decades. The Hawkeyes were ranked nationally the final 12 weeks of the season, including ascending as high as No. 3 -- its highest ranking since 1987. Iowa won five games over AP Top-25 teams. The Hawkeyes recorded back-to-back 12-win seasons in Big Ten play for just the third time in school history (1981-82 and 1987-88) and won an NCAA Tournament game in consecutive seasons for the first time since 1996-97. Additionally, Iowa swept Michigan, Purdue, and Michigan State (6-0) for the first time since 1954.

Individually, Uthoff joined a prestigious list of Hawkeye greats. The forward became the fifth consensus All-American in program history. He also was named the Men's Basketball Division I Academic All-American of the Year. Uthoff became the first Iowa men's basketball player to ever be named a consensus and Academic All-American of the Year. Jok's game erupted, boasting the best points per game increase in the Big Ten from 2015 to 2016. Jok garnered second team all-conference honors as a junior.

In 2015, Iowa's seven true road victories were the most by a Hawkeye team since 1987. And in the NCAA Tournament, McCaffery's Hawkeyes posted the largest margin of victory ever in a 7/10 match-up, beating 10th-seeded Davidson, 83-52, in the second round. The 31-point win was the largest by any Iowa team in a postseason game.

McCaffery and the Hawkeyes have made Carver-Hawkeye Arena one of the most feared arenas to play in nationally. Fans have embraced McCaffery and his team's style of play, with attendance increasing by more than 50 percent since 2010. Iowa sold out a combined 33 games the last six seasons, including 11 in 2014. The Hawkeyes won a school-record 18 home contests in 2013. Iowa won 13 consecutive home contests in 2019-20, its second-longest win streak inside Carver-Hawkeye Arena in a single season.

McCaffery's Coaching Record

Year	School	Overall		Conference		Postseason
		W-L	Pct.	W-L	Pct.	
1985-86	Lehigh	13-15	.464	---	---	---
1986-87	Lehigh	15-14	.517	---	---	---
1987-88	Lehigh	21-10	.677	8-6	.571	NCAA First Round
1999-00	UNCG	15-13	.536	9-7	.563	---
2000-01	UNCG	19-12	.704	10-6	.625	NCAA First Round
2001-02	UNCG	20-11	.645	11-5	.688	NIT (0-1)
2002-03	UNCG	7-22	.241	3-13	.188	---
2003-04	UNCG	11-17	.393	7-9	.438	---
2004-05	UNCG	18-12	.600	9-7	.563	---
2005-06	Siena	15-13	.536	10-8	.556	---
2006-07	Siena	20-12	.625	12-6	.667	---
2007-08	Siena	23-11	.676	13-5	.722	NCAA Second Round
2008-09	Siena	27-8	.771	16-2	.889	NCAA Second Round
2009-10	Siena	27-7	.794	17-1	.944	NCAA First Round
2010-11	Iowa	11-20	.355	4-14	.222	---
2011-12	Iowa	18-17	.514	8-10	.444	NIT (1-1)
2012-13	Iowa	25-13	.658	9-9	.500	NIT runner-up (4-1)
2013-14	Iowa	20-13	.606	9-9	.500	NCAA First Round
2014-15	Iowa	22-12	.647	12-6	.667	NCAA Second Round
2015-16	Iowa	22-11	.667	12-6	.667	NCAA Second Round
2016-17	Iowa	19-15	.559	10-8	.556	NIT (1-1)
2017-18	Iowa	14-19	.424	4-14	.222	---
2018-19	Iowa	23-12	.657	10-10	.500	NCAA Second Round
2019-20	Iowa	20-11	.645	11-9	.550	Postseason canceled
24-year Total		445-320	.582			

The positive steps McCaffery has taken the Iowa men's basketball program in 10 seasons are par-for-the-course for a coach who has demonstrated his ability to rebuild programs. McCaffery is one of just 14 Division I head coaches to take at least four different programs to the NCAA Tournament.

McCaffery continues to create interest with recruits on a national level due to his tireless work ethic. McCaffery's is a proven recruiter, demonstrated by signing the 25th-best recruiting class in the country prior to the 2013 season. His 2017 and 2018 recruiting classes included talented players from across the country, including Luka Garza (Washington, D.C.), Joe Wieskamp (Iowa), and CJ Fredrick (Kentucky) -- each earning Player of the Year honors.

Under McCaffery's direction, Iowa won 20 or more games four straight seasons (2013-16), the program's longest streak in 15 years. Iowa accumulated 25 victories in 2013, which equal the second-most win total in school history (20 in 2014, 23 in 2019, 22 in 2015, and 22 in 2016).

McCaffery's up-tempo style of play is a favorite among his players. In 2014, Iowa averaged 81.5 points per game, a scoring output that was tops in the Big Ten and 10th nationally. The 81.5 average was the highest by an Iowa team since 1995 (83.6 ppg) and the second-highest by a McCaffery-coached team (Lehigh's 1988 squad average 82.0 ppg). In 2016, Uthoff and Jok combined to average 35 points per game, Iowa's third-highest scoring duo the last 40 seasons. In 2017, Iowa led the Big Ten in both scoring (80.5) and steals (7.4), and broke the school single-season records in assists (602) and 3-pointers made (300), and single-game benchmark for triples made (18).

McCaffery has served as head coach at four institutions: Iowa, Siena, UNC-Greensboro and Lehigh. The four teams had a combined record of 35-84 (.204) the season prior to his arrival. By year three, they had a total record of 89-45 (.664).

McCaffery, 59, came to Iowa after five successful seasons at Siena.

McCaffery's five years at Siena were the best in its 70-year history, which earned the head coach entry into the Siena Athletics Hall of Fame in 2018. His efforts earned He led the Saints on an incredible run that ended with three straight conference championships and NCAA Tournament appearances. In so doing, Siena became the only program in the country to win its regular season and postseason title 2008-10.

McCaffery's Saints owned a 112-51 record in his five years with the program. After orchestrating the fifth greatest turnaround in Division I play his first year, McCaffery led Siena to a 20-win season and a MAAC Championship game appearance in his second. In 2007-08, Siena took its biggest step forward under his direction, earning the MAAC regular-season and tournament championship, as well as an NCAA Tournament first-round win over Vanderbilt. In 2008-09, the Siena program enjoyed unprecedented success. Siena won the regular-season title by equaling a program record with 27 wins before capturing the tournament crown. The Saints went on to defeat Ohio State in double overtime in one of the tournament's most exciting games.

In 2010, McCaffery led Siena to its fourth straight 20-win season, something never before achieved in

program history. Siena ran away with the league title, clinching the No. 1 seed in the tournament and ultimately knocking off Fairfield in the MAAC title game.

The 2009 MAAC Coach of the Year is the third-winningest coach, by percentage, in league history (68-22, .756). He is the only coach to guide a MAAC program to two NCAA Tournament wins.

The 2008 season will also go down as one of the most memorable in Siena basketball history. McCaffery became just the 31st coach to take three different programs to the "Big Dance", and he was the first to do so with three programs from one-bid leagues (conference's that sent just one team the year his program advanced). Siena pounded Rider in the MAAC title game on its home floor to earn the MAAC's automatic bid. Less than two weeks later, McCaffery put together the perfect game plan and Siena led from start-to-finish in a triumph over Vanderbilt. Many considered the victory the greatest in school history, challenged at the time only by the program's 1989 upset of Stanford in the NCAA first round.

Siena won 20 games in McCaffery's second season (2007) and tied for third place in the MAAC with a 12-6 finish. McCaffery's Saints were the highest scoring team in the league, and they peaked at the right time, winning seven of their last eight regular-season games and advancing to play for the league championship.

McCaffery's first recruit - senior Kenny Hasbrouck - graduated as the most important player in program history. He was named MAAC Rookie of the Year as a freshman, MAAC second team and All-Tournament team as a sophomore, collegeinsider.com Mid Major Player of the Year, MAAC first team and MAAC Tournament MVP as a junior and MAAC Player of the Year, MAAC Tournament MVP, NABC All-District and MAAC first team as a senior.

His second class is widely regarded as the best in program history. Edwin Ubiles, Alex Franklin, and Ronald Moore finished their four-year careers with a 97-38 (.719) overall record, three MAAC Championships in four title game appearances, three-straight NCAA Tournament appearances and two NCAA Tournament first round victories. Ubiles was a two-time MAAC first team, NABC All District first team and MAAC Tournament team selection and the 2007 MAAC co-Rookie of the Year. Franklin, a two-time NABC All District selection, earned 2008 and 2009 MAAC second team and MAAC Tournament team honors. He won the 2010 MAAC Player of the Year award (Siena's second straight) and the 2010 MAAC Tournament MVP. Moore, the pulse of the team, earned 2009 MAAC second team and 2010 MAAC first team honors as well as a spot on the 2010 MAAC Tournament team. He became the MAAC's all-time assists leader in the 2010 MAAC Championship game.

In total, four Saints were named to either the first or second All-MAAC team in 2009, newcomer Kyle Downey was an All-Rookie selection and Clarence Jackson was named MAAC Sixth Man of the Year.

McCaffery was introduced as Siena's 14th head men's basketball coach on April 1, 2005.

McCaffery took over at Siena from UNC-Greensboro, where he posted a 90-87 record in six seasons. In his first year at the helm, Greensboro placed third in the North Division. He guided the Spartans to the 18th-



best improved record among NCAA Division I teams.

In McCaffery's second season, he guided the Spartans to unprecedented heights with a 19-12 record and the 2001 SoCon Tournament Championship. The Spartans defeated Chattanooga in the finals and received the SoCon's automatic bid to the NCAA Tournament. The following year (2001-02) McCaffery led the Spartans to their first 20-win season since joining the conference. It marked the first time the program claimed a share of the SoCon North Division title as well. After falling to eventual tournament champion Davidson in the conference tournament semifinals, the Spartans were awarded a berth into the 2002 NIT.

In his final year in Greensboro, McCaffery brought the Spartans to the brink of the NCAA Tournament before a SoCon Championship game loss to Chattanooga. He led UNCG to a victory over Davidson in the semifinals, defeating a team that had been 16-0 in conference play. A big part of that success was SoCon Freshman of the Year Kyle Hines.

McCaffery spent the 11 years prior to his arrival at Greensboro at Notre Dame as an assistant coach and recruiting coordinator, working on the staffs of Richard "Digger" Phelps and John MacLeod.

Among the players he recruited to play for Notre Dame were Pat Garrity, Academic All-American of the Year in 1998, and Troy Murphy, the Big East Player of the Year in 2000 and an eventual first-round NBA draft pick. Garrity was also a first-round NBA draft pick and the

Big East Player of the Year in 1997. In addition to Murphy and Garrity, McCaffery was involved in recruiting NBA First Round picks LaPhonso Ellis (1992 Draft, #5 Denver), Monty Williams (1994 Draft, #24 New York) and Ryan Humphrey (2002 Draft, #19-Utah Jazz).

He helped the Irish to NCAA Tournament appearances in 1989 and 1990. Notre Dame reached the NIT finals in 1992 and advanced to the quarterfinals in 1997.

At 26, McCaffery was the nation's youngest Division I head coach when he was hired on Sept. 11, 1985, at Lehigh. McCaffery capped his three-year tenure with the Engineers with a 21-win season and an NCAA berth in 1988.

In three seasons as head coach at Lehigh, he compiled a 49-39 overall record and guided the team to the NCAA Tournament in 1988. At the time he was the youngest head coach to reach the NCAA Tournament. His Lehigh teams had two winning seasons in three years and the 1987-88 squad's 21-10 record remains the best in program history. Lehigh had just four winning seasons in the 55 years prior to his arrival.

McCaffery was assistant coach and recruiting coordinator at Lehigh from 1983-85 and helped the team to its first NCAA Tournament appearance in 1985. As recruiting coordinator, he helped sign Darren Queenan, who remains Lehigh's all-time leading scorer. Queenan was second in the nation in scoring in 1988.

McCaffery was assistant varsity coach and head sub-varsity coach at his alma mater, Pennsylvania, during the 1982-83 season. At Penn, he worked for Craig Littlepage, who is now the director of athletics at the University of Virginia.

McCaffery lettered three years as point guard on the men's basketball team at Pennsylvania as one of the first transfers to play for the Quakers. He earned a bachelor's degree from The Wharton School of Finance and Commerce in 1982. In 1985 he received his master's degree in education from Lehigh.

In three seasons as a player he helped lead Penn to a pair of NCAA Tournament appearances and Ivy League titles and one berth in the NIT. As a senior in 1981-82 he led the Ivy League in steals and assists and was voted the team's Most Inspirational Player.

Recruited as the successor at point guard to Skip Brown at Wake Forest, McCaffery played one season at Wake Forest, 1977-78, helping the Demon Deacons to a 19-10 record. Nicknamed "White Magic," he started 11 games as coach Carl Tacy's team finished runner-up in the ACC Tournament to eventual NCAA runner-up Duke. Wake defeated North Carolina twice in three meetings and won five of the eight games it played at the Greensboro Coliseum.

The McCaffery's have been a champion for Coaches vs. Cancer and the American Cancer Society (ACS). The McCaffery's have been actively involved with the Coaches vs. Cancer program and have raised significant

funds to support ACS efforts, including more than \$2 million since becoming Iowa's head coach in 2010. His efforts were honored during the 2015 Final Four weekend, as McCaffery was honored with the Coaches vs. Cancer Champion Award. The distinction is awarded annually to a college coach who has been engaged vigorously in the Coaches vs. Cancer program's fundraising, education and promotional initiatives and has demonstrated leadership in the fight to save more lives from cancer. The ACS awarded the McCaffery's with the Fighting Spirit Award in 2015.

In addition to their work with the American Cancer Society and Coaches vs. Cancer, the McCaffery's help spearhead the launch of a new Adolescents and Young Adult Cancer Center in Iowa City.

McCaffery, a Philadelphia native who attended LaSalle High School, and his wife Margaret have four children: sons, Connor, Patrick and Jonathan and a daughter, Marit. Connor and Patrick are teammates on the Iowa basketball team. In addition to also playing baseball in the spring, Connor excels in the classroom, earning CoSIDA Academic All-District First Team and Dean's List recognition in 2020.



The McCaffery family (left to right): Marit, Connor, Jonathan, Fran, Patrick, and Margaret.

**WHAT OTHERS ARE SAYING ABOUT FRAN MCCAFFERY**

"We are thrilled Fran McCaffery is leading our men's basketball program. From the first day I met Coach McCaffery he said, 'I want to be the coach at Iowa.' He is a proven winner, a leader, has competed for championships and will continue to do so. Coach McCaffery is committed to student-athletes, their personal lives, and their education. Every one of his student-athletes who has completed their eligibility has graduated."

Gary Barta
Director of Athletics
University of Iowa

"Fran McCaffery adds a different flavor and is good for the Big Ten. This is a very attractive program for highly skilled players. He has a system that advocates putting the biscuit in the basket, putting points on the board. Fran can get elite players, not just because of his system but because he can coach."

Gus Johnson, FOX College Basketball Broadcaster

"I'm a big fan of Fran McCaffery. He does things the right way."

Eric Collins, Former BTN Broadcaster

"Fran McCaffery has done an outstanding job rebuilding this program."

Andy Katz, NCAA.com/BTN College Basketball Contributor

"If Iowa's rationale was hiring a quality person who recruits quality people, who doesn't cheat, does it the right way and is into developing young men while recognizing that he wants to have a winning team on the floor... then Fran is the perfect guy for the job."

LaPhonso Ellis, ESPN College Basketball Analyst

"When a parent passes their kid over to Fran they can rest assured a few things. One, he's going to make sure, to the best of his ability, that he gets a quality degree. Secondly, he is going to do his very best to develop that individual player within the team context. And finally, because of the vast resources of people that he knows outside of the game that he will do his very best, for those who aren't fortunate to play at the next level, to use his influence to make sure they get jobs and have an opportunity to have upward mobility. That's what makes him special."

LaPhonso Ellis, ESPN College Basketball Analyst

"Iowa made an outstanding choice. Fran McCaffery-coached teams are well coached and very well organized."

Ronnie Lester
Iowa All-American

"Fran McCaffery is a good solid hire for the University of Iowa. Iowa has been hoping for a winner and I believe one has arrived. He's won at Lehigh, UNC-Greensboro and Siena -- if you can win at those places, you can win anywhere. His teams are enjoyable to watch with their style of play; he lets his kids play free."

Doug Gottlieb, CBS Analyst

"Fran McCaffery is a fine basketball coach, and an even finer person. He can teach the game, identify and attract talent, and he is a man of great substance and integrity. Iowa made a great hire in McCaffery."

Jay Bilas, ESPN and CBS Analyst

"Fran McCaffery is a great hire for Iowa. He was a great assistant coach and did a great job in making Siena the Gonzaga of the East. He will bring back the traditions of Iowa basketball."

Digger Phelps
Former ESPN College Basketball Analyst
Former Head Coach, Notre Dame

"Coach McCaffery has quickly rebuilt the Iowa program through tireless recruiting and an unmatched passion for competing. He is a proven winner who instilled an up tempo style of basketball fans love and players embraced! Fran understands the proud tradition of Hawkeye basketball and operates with the utmost integrity the University of Iowa community appreciates."

Bobby Hansen
UI Final Four Member, 1980
World Champion, Chicago Bulls
Hawkeye Radio Network Analyst

"The number one thing about Fran, is that he has a great feel for the game, and, he understands players. He and I spent a lot of time in traversing the state of Iowa, trying to get Iowa kids to come to Notre Dame. Fran has a great knack for setting an offense and he is a great defensive coach. He has great relationships with his players. This is a great fit for Iowa and a great fit for Fran."

John MacLeod
Former Head Coach, Notre Dame
Former Head Coach, Golden State

"I have been impressed with Coach McCaffery's consistent success. His teams are well prepared and his development of players, particularly on the perimeter, fit in well in Iowa City."

Shon Morris, BTN Analyst

"You have to love what coach McCaffery has going at the University of Iowa. He's continues to create interest on a national level. They play a great style of basketball; they press, run and jump, fast break and shoot a lot of three's. High school guys always say that they want to go to a coach who is going to let them play... well, Fran McCaffery is that coach who let's his guys play."

Miles Simon, ESPN Analyst



NOTABLE PLAYERS RECRUITED AND/OR COACHED AS AN ASSISTANT AT NOTRE DAME

Pat Garrity: Big East Player of the Year 1997; second team All-America in 1998; Academic All-American of the Year in 1998 and a two-time Academic All-American; selected No. 19 in the 1998 NBA Draft by Milwaukee.

Troy Murphy: Big East Player of the Year in 2000 and co-Big East Player of the Year in 2001; Big East Rookie of the Year in 1999; two-time consensus first team All-American and All-Big East honoree; selected No. 14 in the 2001 NBA Draft by Golden State.

LaPhonso Ellis: Only Notre Dame player to lead the team in blocks each of his four seasons; Selected No. 5 in the 1992 NBA Draft by Denver.

Monty Williams: Selected No. 24 in the 2002 NBA Draft by Utah.

NOTABLE PLAYERS RECRUITED AND COACHED AT LEHIGH

Darren Queenan: Co-East Coast Conference Player of the Year in 1987; Lehigh's all-time leading scorer and ranked second in the country in scoring in 1988; one of the most prolific scorers in NCAA history, he is one of only eight players to have amassed 2,700 points and 1,000 rebounds; four-time first team all-conference honoree; Played 16 years professionally overseas.

Mike Polaha: 1988 *Sporting News* All-American; Two-time All-East Coast Conference honoree (1987-88); only Lehigh player to score 1,400 points and have more than 400 rebounds and assists.

Mike Androlewicz: 1986 first team All-East Coast Conference selection.

NOTABLE PLAYERS RECRUITED AND COACHED AT UNC-GREENSBORO

Kyle Hines: 2005 Southern Conference Freshman of the Year; 2007 Southern Conference Player of the Year, becoming the first player from UNC Greensboro to earn the honor; All-American in 2007; three-time USBWA All-District selection; one of only four players to garner All-Southern Conference accolades; one of only six players in NCAA history to ever record 2,000 points, 1,000 rebounds and 300 blocks in a career.

Demetrius Cherry: 1999 Southern Conference Preseason Player of the Year; two-time first team all-league accolades Courtney Eldridge: 2002 All-Southern Conference honoree.

David Schuck: 2002 All-Southern Conference honoree.

Ronnie Burrell: 2005 All-Southern Conference honoree.

Jay Joseph: 2001 Southern Conference Rookie of the Year.

NOTABLE PLAYERS RECRUITED AND/OR COACHED AT SIENA

Kenny Hasbrouck: 2006 MAAC Rookie of the Year; 2008 collegeinsider.com Mid Major Player of the Year; 2009 MAAC Player of the Year and NABC All-District. Hasbrouck, who has his number retired, was McCaffery's first recruit at Siena. He became Siena's first player to ever make an NBA roster when he signed with the Miami Heat as a free agent in 2010. Currently, he is playing overseas in Spain.

Edwin Ubiles: 2007 MAAC co-Freshman of the Year; two-time NABC District 1 selection; 2010 first team all-league honoree; ranks third in all-time career scoring at Siena

Ronald Moore: 2010 first team all-MAAC selection; led the country in assists, was a Bob Cousey Award finalist and an NABC All-District honoree in 2010, and is the MAAC's all-time assists leader.

Alex Franklin: 2010 MAAC Player of the Year and was tabbed NABC All-District and named to the ECAC second team.

Ryan Rossiter: 2011 MAAC Player of the Year; 2011 NABC District 1 honoree; 2011 honorable mention All-American (seventh in program history); two-time All-MAAC selection; became program's all-time leading rebounder; ranked second in the country in rebounding in 2011.

Antoine Jordan: first team All-MAAC in 2006.





NOTABLE PLAYERS COACHED AT IOWA

Devyn Marble: 2014 first team All-Big Ten; 2014 NABC and USWBA First Team All-District teams; 2013 third team All-Big Ten; 2013 NIT All-Tournament Team; finished career ranked fifth in Iowa career scoring (1,694), sixth in assists (397), and seventh in steals (176); selected 56th overall in 2014 NBA Draft by the Orlando Magic.

Matt Gatens: 2012 second team All-Big Ten; ranks sixth all-time in career scoring at Iowa; 2012 Chris Street Award winner; one of only two Hawkeyes to ever amass over 1,600 points, 450 rebounds, 250 assists and 125 steals.

Aaron White: Garnered the following honors as a senior in 2015: first-team All-Big Ten, NABC First Team All-District Team, and USBWA All-District VI Team; finished his illustrious career ranked second in Iowa scoring (1,859) and third in rebounding (901); became the first Hawkeye to ever amass 1,800 points and 900 rebounds; made more free throws than any other Big Ten player the last 50 years, making 618; selected 49th overall in 2015 NBA Draft by the Washington Wizards.

Jarrod Uthoff: Became Iowa's fifth consensus All-American and first since Chuck Darling in 1952; unanimous first team All-Big Ten honoree and was a finalist for the Oscar Robertson Trophy, John Wooden Award, and Karl Malone Power Forward of the Year; earned recognition on the NABC and USBWA all-district teams, as well as recognition on a number of All-America teams (Associated Press, NABC, USBWA, USA Today, and Scout.com); one of three Hawkeyes in program history to amass 1,000 points and 150 blocks in a career.

Peter Jok: 2017 first team All-Big Ten, USBWA, and NABC all-district honoree; became the fifth Hawkeye in school history to lead the Big Ten in scoring (19.9); established new school free throw percentage records for a single-season (.911) and career (.881), and won the 3-Point Championships event at the Final Four.

Luka Garza: Iowa's first ever men's basketball National Player of the Year as a junior in 2020 (ESPN, Sporting News, Basketball Times, FOX, Bleacher Report, Stadium); first Hawkeye since 1968 (52 years) to be voted Big Ten Player of the Year; third Hawkeye to be selected consensus first-team All-America (unanimous) and first in 68 seasons; first Iowa player to win Kareem Abdul-Jabbar Center of the Year and Pete Newell Big Man of the Year awards; Iowa Male Athlete of the Year; USBWA District VI Player of the Year; finalist for Naismith Trophy, Wooden Award, Oscar Robertson Trophy, and Lute Olson Award; Garza (740 points and 305 rebounds) is one of three Big Ten players to ever total 740+ points and 300+ rebounds in a single-season; ranked second nationally with 12 20-point/10-rebound performances, 20-point games (25), third in total field goals made (287), fifth in scoring (23.9), 10th in 30-point games (5), 19th in double-doubles (15) and offensive rebounds per game (3.58), and 34th in rebounding (9.8); his 15 double-doubles are third most in a single-season by a Hawkeye in three decades; averaged 26.7 points, 11.1 rebounds, and 1.7 blocks in 12 games against AP ranked opponents in 2019-20, including recording 11 straight 20-point performances; finished the 20-game league schedule averaging 26.2 points per game, becoming the first player to average at least 26 points in Big Ten play since 1994; scored a school-record 740 points this season, breaking the program's 50-year old record previously set by John Johnson in 1970; netted 20 points or more in a school-record 16 straight Big Ten games, the longest streak by any player in the Big Ten since 1987; produced the two highest point totals in a game by a Big Ten player this season (44 at Michigan; 38 at Indiana).





The McCaffery File

Coaching Experience:

1982-83 Assistant Coach, Penn
 1983-85 Assistant Coach, Lehigh
 1985-88 Head Coach, Lehigh
 (youngest head coach in America at age 26)
 1988-99 Assistant Coach, Notre Dame
 1999-05 Head Coach, UNC-Greensboro
 2005-10 Head Coach, Siena
 2010-present Head Coach, University of Iowa

Coaching Honors

MAAC Coach of the Year, 2009
 NABC District I Coach of the Year, 2009-10

Playing Experience

1977-78 Wake Forest, one-year letterman
 1979-82 Penn, three-year letterman

Education

LaSalle High School, 1977
 Bachelor of Science in Economics, The Wharton School (Penn), 1982
 Master of Education, Lehigh, 1985

Date of Birth:

May 23, 1959

Family:

Wife: Margaret (Nowlin)
 Children: Connor John
 Patrick Dickerson
 Marit Katherine
 Jonathan Francis Nowlin

FRAN MCCAFFERY IN POSTSEASON PLAY

Year	Opponent	W/L	Score	Site
1987-88	Temple	L	73-87	Hartford, CT
Lehigh NCAA				
2000-01	Stanford	L	60-89	San Diego, CA
UNCG NCAA				
2001-02	Memphis	L	62-82	Memphis, TN
UNCG NIT				
2007-08	Vanderbilt	W	83-62	Tampa, FL
Siena Villanova				
L 72-84 Tampa, FL NCAA				
2008-09	Ohio State	W	74-72	Dayton, OH
Siena Louisville				
L 72-79 Dayton, OH NCAA				
2009-10	Purdue	L	64-72	Spokane, WA
Siena NCAA				
2011-12	Dayton	W	84-75	Iowa City, IA
Iowa Oregon				
L 97-108 Eugene, OR NIT				
2012-13	Indiana State	W	68-52	Iowa City, IA
Iowa Stony Brook				
W 75-63 Iowa City, IA NIT				
at Virginia W 75-64 Charlottesville, VA				
vs. Maryland W 71-60 New York, NY				
vs. Baylor L 54-74 New York, NY				
2013-14	Tennessee	L (OT)	65-78	Dayton, OH
Iowa NCAA				
2014-15	Davidson	W	83-52	Seattle, WA
Iowa Gonzaga				
L 68-87 Seattle, WA NCAA				
2015-16	Temple	W (OT)	72-70	Brooklyn, NY
Iowa Villanova				
L 68-87 Brooklyn, NY NCAA				
2016-17	South Dakota	W	87-75	Iowa City, IA
Iowa TCU				
L (OT) 92-94 Iowa City, IA NIT				
2018-19	Cincinnati	W	79-72	Columbus, OH
Iowa Tennessee				
L 77-83 (ot) Columbus, OH NCAA				
2019-20	NCAA Tournament canceled due to COVID-19 global pandemic			
NCAA:	5-9 in nine appearances			
NIT:	6-4 in four appearances			
Overall:	11-13 in 13 appearances			

FRAN MCCAFFERY'S COACHING RECORD

All Games	445-320
home	282-85
away	122-191
neutral	41-44
Non-Conference Games	187-116
home	134-18
away	29-69
neutral	24-29
Conference Games	228-184
home	139-67
away	89-116
neutral	0-1
Tournament Games	52-55
NCAA	5-9
NIT (pre and postseason)	7-5
Conference	26-18
In-season	14-23
Miscellaneous	Overtime games 24-22
	Decided by three points or less 43-51



FRAN MCCAFFERY COACHING HIGHLIGHTS**IOWA**

- Coached two consensus All-Americans over the last five seasons: Luka Garza (2020, unanimous first team) and Jarrod Uthoff (2016, second team). Garza earned Iowa's first men's basketball Big Ten Player of the Year in 52 years and the program's first National Player of the Year (six national news outlets). Garza's historic season included multiple school records, including most points in a season (740) and consecutive Big Ten games netting 20+ points (16). Uthoff is the only Hawkeye to earn All-America honors on the court and be named the Academic All-American of the Year in the same season.
- Recruited and coached five first-team All-Big Ten honorees over the last seven seasons: Roy Devyn Marble (2014), Aaron White (2015), Jarrod Uthoff (2016), Peter Jok (2017), and Luka Garza (2020).
- Fran McCaffery has coached 15 Hawkeyes to professional contracts overseas, including three former Hawkeyes who have played in the NBA: Roy Devyn Marble, Jarrod Uthoff, and Tyler Cook.
- Iowa won seven games over AP ranked opponents in 2019-20, the most of any team in the nation, and most by an Iowa team in 14 years.
- Guided the Hawkeyes to 13 straight home victories in 2019-20, the second longest home win streak in a single-season in Carver-Hawkeye Arena history.
- Coached Iowa to six 20-win seasons over the last eight years, including winning 25 games in 2013 to match the second most total in program history. McCaffery is one of only three coaches at Iowa to register at least six 20-win seasons.
- McCaffery and his coaching staff guided Iowa in 2019 to a perfect nonconference record for the first time in 32 years.
- Guided Iowa to seven straight postseason tournaments (4 NCAA and 3 NIT), including winning an NCAA Tournament game three of the last five completed seasons and finishing runner-up in the 2013 NIT.
- Iowa is one of only three Big Ten teams to post first-division finishes seven of the last eight seasons, including a third place finish in 2015 and 2016. Iowa has won 10 or more conference games five of the last six seasons (2015-20), which includes a streak of three straight years for just the fourth time in program history (1954-56; 1979-83; 1985-89; 2015-17).
- Had Iowa nationally ranked a majority of the season in 2016, 2019, and 2020; Iowa was ranked as high as No. 3 on Jan. 25, 2016.
- Fans have embraced McCaffery and his team's style of play with attendance increasing by more than 50 percent since 2010. Iowa has ranked in the top-30 nationally in average attendance each of the last seven seasons (2014-20), including 27th a season ago.
- Iowa has led the Big Ten in scoring offense three of the last seven seasons, including the last two seasons in 2019 and 2020.

SIENA

- Inducted into the Siena Athletics Hall of Fame in 2017.
- McCaffery's five years at Siena (112-51) were the best in its 70-year storied history.
- Led the Saints to three straight Metro Atlantic Athletic Conference Championships and NCAA Tournament appearances. In so doing, Siena became the only program in the country to win its regular season and postseason title the last three years.
- In 2010, McCaffery led Siena to its fourth straight 20-win season, something never before done in program history.
- McCaffery, the 2009 MAAC Coach of the Year, is the third winningest coach by percentage in league history (68-22, .756).
- McCaffery is the only coach to guide a MAAC program to two NCAA Tournament wins.
- In 2008, McCaffery became just the 31st coach (15th active) to take three different programs to the "Big Dance", and he is the first to do so with three programs from one-bid leagues (conference's that sent just one team the year his program advanced).
- McCaffery led Siena to a perfect 17-0 home record in each of his last two seasons.

UNC-GREENSBORO

- In the 2001-02 season, McCaffery led the Spartans to their first 20-win season since joining the Southern Conference.
- Coached the 2001-02 Spartans to a share of the Southern Conference North Division title for the first time in program history.
- McCaffery's UNCG squads own the two highest-scoring seasons in program history.
- McCaffery is the only coach in UNCG history to win 11 games at home in a single season.

LEHIGH

- At 26, McCaffery was the nation's youngest Division I head coach when he was hired Sept. 11, 1985.
- McCaffery coached two winning seasons in three years (Lehigh had just four winning seasons in the 55 years prior to his arrival).
- McCaffery coached the 1987-88 Mountain Hawks to a 21-10 record, which remains the best in program history.
- McCaffery led Lehigh to the NCAA Tournament in 1988 and was the youngest head coach to do so at the time.
- McCaffery was assistant coach and recruiting coordinator at Lehigh from 1983-85 and helped the team to its first NCAA Tournament appearance in 1985.
- As assistant coach and recruiting coordinator, he helped sign Darren Queenan 1988, who remains Lehigh's all-time leading scorer.

**FRAN MCCAFFERY'S YEAR-BY-YEAR COACHING RECORD**

Year	Position	School	Head Coach	Record
1982-83	Assistant Coach	Penn	Craig Littlepage	17-9
1983-85	Assistant Coach	Lehigh	Tom Schneider	16-42
1985-88	Head Coach	Lehigh	---	49-40
1988-99	Assistant Coach	Notre Dame (Two NCAA bids and two NIT bids)	Digger Phelps John MacLeod	155-166
1999-05	Head Coach	UNC-Greensboro	---	90-87
2005-10	Head Coach	Siena	---	112-51
2010-19	Head Coach	Iowa	---	194-143

YEAR-BY-YEAR NUMBERS & STATISTICS

Year	Record	Home	Away	Neutral	Conf.	Non-Conf.	Nov.	Dec.	Jan.	Feb.	Mar.	April	OT
1985-86	13-15	10-4	3-9	0-2	6-8	7-7	1-2	3-2	7-3	2-7	0-1	--	1-0
1986-87	15-14	8-4	5-8	2-2	8-6	7-8	1-0	3-4	6-4	4-5	1-1	--	4-1
1987-88	21-10	11-2	7-7	3-1	8-6	13-4	1-1	5-3	8-2	4-3	3-1	--	--
1999-00	15-13	9-4	6-8	0-1	9-7	6-6	2-1	4-3	5-5	4-3	0-1	--	1-0
2000-01	19-12	11-1	5-10	3-1	10-6	9-6	1-2	4-3	8-2	3-4	3-1	--	1-0
2001-02	20-11	10-1	8-9	2-1	11-5	9-6	2-1	4-3	7-3	6-2	1-2	--	--
2002-03	7-22	6-7	1-14	0-1	3-13	4-9	3-1	0-7	2-6	2-7	0-1	--	0-2
2003-04	11-17	7-5	4-11	0-1	7-9	4-8	2-1	2-6	2-5	5-4	0-1	--	0-2
2004-05	18-12	11-2	5-10	2-0	9-7	9-5	3-1	4-3	6-3	3-4	2-1	--	1-0
2005-06	15-13	10-4	5-9	--	10-8	5-5	1-2	4-2	4-6	6-2	0-1	--	2-0
2006-07	20-12	10-4	8-7	2-1	12-6	8-6	2-3	4-2	5-5	7-1	2-1	--	1-3
2007-08	23-11	13-4	9-6	1-1	13-5	10-6	2-3	5-1	6-3	5-3	5-1	--	1-0
2008-09	27-8	17-0	9-7	1-1	16-2	11-6	2-3	6-1	9-1	5-2	5-1	--	2-0
2009-10	27-7	17-0	10-6	0-1	17-1	10-6	4-2	5-2	10-0	5-2	3-1	--	2-0
2010-11	11-20	8-8	2-9	1-3	4-14	7-6	3-4	4-2	1-7	2-5	1-2	--	0-2
2011-12	18-17	14-6	3-9	1-2	8-10	10-7	4-3	6-3	2-5	5-3	2-2	--	--
2012-13	25-13	18-2	3-8	4-3	9-9	16-4	5-2	6-1	3-4	4-3	6-2	1-1	0-2
2013-14	20-13	13-4	4-6	3-3	9-9	11-4	7-1	5-1	4-3	3-4	1-4	--	1-3
2014-15	22-12	14-4	7-3	1-5	12-6	10-6	5-2	5-2	3-4	6-2	3-2	--	1-1
2015-16	22-11	13-2	6-5	3-4	12-6	10-6	4-2	7-1	7-1	3-4	2-3	--	2-0
2016-17	19-15	15-5	3-7	1-3	10-8	9-7	3-4	5-2	5-4	3-3	3-2	--	2-3
2017-18	14-19	9-6	1-10	4-3	4-14	10-5	4-3	5-3	3-6	2-6	0-1	--	1-1
2018-19	23-12	14-4	4-6	5-2	10-10	13-2	6-1	5-1	5-3	5-2	2-5	--	1-2
2019-20	20-11	14-2	4-7	2-2	11-9	9-2	5-2	5-1	5-3	5-3	0-2	--	--
Totals	445-320	282-85	122-191	41-44	228-184	217-137	73-47	106-59	123-88	99-84	45-40	1-1	23-19

*The nationally-ranked Iowa Hawkeyes won seven games over AP ranked opponents in 2019-20, the most of any team in the country.*

YEAR-BY-YEAR STATISTICS

Year	G	FG-A	PCT	3-PT-A	PCT	FT-A	PCT	REB	AVG	PF/D	AS	TO	BK	ST	PTS	AVG
1985-86	28	806-1617	.498	---	---	460-667	.690	960	34.3	503-10	442	400	75	219	2072	74.0
Opp.	28	826-1671	.494	---	---	357-479	.745	920	32.9	569-19	440	414	80	188	2009	71.8
1986-87	29	762-1721	.443	82-279	.329	622-833	.747	1137	39.2	583-19	337	422	60	175	2228	76.8
Opp.	29	855-1761	.486	98-262	.374	428-614	.697	1003	34.6	677-32	473	378	99	204	2236	77.1
1987-88	31	892-1820	.490	127-309	.411	632-873	.724	1149	37.1	580-13	474	365	67	200	2543	82.0
Opp.	31	870-1856	.469	126-312	.404	463-629	.736	1039	33.5	716-30	441	405	72	143	2543	82.0
1999-00	28	706-1549	.456	139-380	.366	456-618	.738	1027	36.7	501-11	379	463	87	176	2007	71.7
Opp.	28	733-1645	.446	191-528	.362	367-554	.662	924	33.0	526-X	419	397	83	233	2024	72.3
2000-01	31	773-1741	.444	184-480	.383	552-718	.769	1049	33.8	648-20	414	475	118	271	2282	73.6
Opp.	31	756-1756	.431	190-495	.384	531-770	.690	1144	36.9	648-X	367	516	118	234	2233	72.0
2001-02	31	763-1705	.448	188-519	.362	524-702	.746	1097	35.4	557-12	448	501	116	253	2238	72.2
Opp.	31	768-1826	.421	182-534	.341	404-603	.670	1113	35.9	586-X	418	504	124	249	2122	68.5
2002-03	28	757-1650	.459	160-483	.331	369-507	.728	972	34.7	525-12	377	474	120	236	2043	73.0
Opp.	28	762-1715	.444	189-563	.336	390-566	.689	1035	37.0	472-X	406	444	101	257	2103	75.1
2003-04	28	757-1650	.459	160-483	.331	369-507	.728	972	34.7	525-12	377	474	120	236	2043	73.0
Opp.	28	762-1715	.444	189-563	.336	390-566	.689	1035	37.0	472-X	406	444	101	257	2103	75.1
2004-05	30	776-1732	.448	133-438	.304	485-702	.691	1087	36.2	476-8	352	524	178	276	2170	72.3
Opp.	30	815-1934	.421	223-612	.364	333-495	.673	1189	39.6	568-X	444	518	124	281	2186	72.9
2005-06	28	693-1624	.427	222-588	.378	476-627	.759	947	33.8	442-11	387	371	61	229	2084	74.4
Opp.	28	770-1704	.452	207-588	.352	293-428	.685	1064	38.0	523-X	454	433	118	203	2040	72.9
2006-07	32	890-1872	.475	189-555	.341	468-672	.696	1128	35.2	542-11	484	430	91	244	2437	76.2
Opp.	32	840-1962	.428	241-708	.340	361-522	.692	1171	36.6	612-X	484	471	99	219	2282	71.3
2007-08	34	928-2058	.451	239-626	.382	518-752	.689	1148	33.8	526-6	489	385	119	320	2613	76.9
Opp.	34	913-2021	.452	256-692	.370	338-520	.650	1297	38.1	667-X	481	587	123	183	2420	71.2
2008-09	35	1007-2157	.467	184-558	.330	511-769	.665	1273	36.4	521-10	534	462	159	309	2709	77.4
Opp.	35	935-2141	.437	236-696	.339	356-522	.682	1287	36.8	663-X	530	592	128	233	2462	70.3
2009-10	34	930-2048	.454	160-498	.321	534-793	.673	1310	38.5	471-5	486	418	119	297	2554	75.1
Opp.	34	870-2032	.428	209-637	.328	277-434	.638	1168	34.4	630-X	469	517	113	208	2226	65.5
2010-11	31	766-1743	.439	146-465	.314	406-601	.676	1085	35.0	512-9	423	447	89	208	2084	67.2
Opp.	31	768-1749	.439	212-639	.332	362-489	.740	1045	33.7	551-11	466	445	106	215	2110	68.1
2011-12	35	902-1984	.455	201-539	.373	550-763	.721	1205	34.4	590-11	521	433	119	262	2555	73.0
Opp.	35	910-1993	.457	244-707	.345	473-648	.730	1193	34.1	651-10	515	473	111	193	2537	72.5
2012-13	38	903-2156	.419	204-668	.305	655-896	.731	1484	39.1	648-5	573	476	183	263	2665	70.1
Opp.	38	850-2168	.392	212-719	.295	476-675	.705	1307	34.4	742-14	440	500	159	254	2388	62.8
2013-14	33	919-1984	.463	191-546	.350	660-898	.735	1331	40.3	603-12	532	371	164	234	2689	81.5
Opp.	33	804-1938	.415	229-722	.317	484-686	.706	1101	33.4	717-20	423	439	112	209	2321	70.3
2014-15	34	821-1905	.431	192-576	.333	538-723	.744	1274	37.5	536-8	482	377	158	218	2372	69.8
Opp.	34	754-1903	.396	227-696	.326	384-553	.694	1136	33.4	607-8	411	417	121	200	2119	62.3
2015-16	33	906-2027	.447	269-719	.374	480-669	.717	1257	38.1	538-6	523	339	156	223	2561	77.6
Opp.	33	850-2021	.421	242-772	.313	345-505	.683	1229	37.2	644-14	454	432	99	176	2287	69.3
2016-17	34	964-2122	.454	300-791	.379	510-741	.688	1305	38.4	610-3	602	472	130	252	2738	80.5
Opp.	34	976-2195	.445	289-807	.358	413-603	.685	1302	38.3	673-18	587	486	117	265	2654	78.1
2017-18	33	946-1975	.479	252-672	.375	486-699	.695	1258	38.1	551-6	602	441	134	172	2630	79.7
Opp.	33	953-2061	.462	284-755	.376	407-579	.703	1092	33.1	646-15	537	365	97	232	2597	78.7
2018-19	35	914-2006	.456	285-782	.364	627-849	.739	1246	35.6	565-3	542	425	112	211	2740	78.3
Opp.	35	943-2104	.448	281-866	.324	418-606	.690	1217	34.8	721-20	545	454	97	230	2585	73.9
2019-20	31	842-1868	.451	244-703	.347	482-643	.750	1162	37.5	496-6	538	376	120	191	2410	77.7
Opp.	31	815-1895	.430	243-758	.321	368-507	.726	1095	35.3	589-13	478	384	115	192	2241	72.3

Games Decided by 10 Points or Less

Margin	1	2	3	4	5	6	7	8	9	10	Total
Wins	10	7	12	7	9	6	6	9	4	8	76
Losses	9	7	14	11	9	7	3	9	6	14	89

**McCaffery vs. All Opponents**

Opponent	Record	Opponent	Record	Opponent	Record
Abilene Christian	1-0	High Point	0-2	Pepperdine	1-0
Alabama	1-1	Howard	1-0	Pittsburgh	1-1
Alabama State	2-0	Hofstra	3-5	Princeton	0-3
Albany	5-0	Holy Cross	3-1	Purdue	6-10
Alcorn State	1-0	Idaho State	1-0	Rider	12-6
American	1-1	Illinois	10-8	Robert Morris	1-0
Appalachian State	7-5	Indiana	7-11	Rutgers	6-2
Arkansas	0-1	Indiana State	1-0	Saint Joseph's	2-1
Arkansas Pine Bluff	1-0	Iona	9-1	Saint Peter's	11-2
Ball State	1-0	Iowa	0-2	San Diego State	0-1
Baylor	0-1	Iowa State	4-5	Savannah State	2-0
Boise State	3-0	IPFW	1-0	Seton Hall	0-1
Bridgewater	1-0	James Madison	1-2	Siena	0-1
Brown	3-0	Kansas	0-2	SIUE	2-0
Bryant	1-0	Kennesaw State	2-0	Southern	1-0
Bucknell	4-4	Kenyon	1-0	Southern Mississippi	1-0
Buffalo	1-1	Lafayette	4-4	Southern Utah	1-0
Butler	0-1	Liberty	2-0	South Carolina State	1-0
Cal Poly	1-0	Long Beach State	0-1	South Dakota	2-0
Campbell	2-1	Longwood	1-0	South Dakota State	0-2
Canisius	10-1	Louisiana	0-1	St. Francis, Pa.	1-0
Central Arkansas	1-0	Louisiana-Monroe	1-0	St. John's	0-1
Central Michigan	1-0	Louisiana Tech	1-0	Stetson	1-0
Charleston	0-1	Louisville	0-1	Stanford	1-2
Chattanooga	5-6	Loyola	7-4	Stony Brook	1-0
Chicago State	2-0	Manhattan	11-3	Syracuse	1-4
Cincinnati	2-0	Marist	7-4	TCU	0-1
Clemson	0-1	Marquette	1-2	Temple	1-2
Coastal Carolina	2-1	Maryland	4-7	Tennessee	0-3
College of Charleston	1-4	Maryland Baltimore County	1-0	Tennessee State	2-0
Colorado	1-0	Maryland Eastern Shore	1-0	Tennessee Tech	1-0
Columbia	2-1	Massachusetts	0-1	Texas	0-1
Connecticut	1-1	Memphis	0-3	Texas A&M	0-1
Coppin State	2-0	Michigan	8-9	Texas A&M-CC	1-0
Cornell	1-1	Michigan State	3-14	Texas-Pan American	1-0
Creighton	0-1	Middle Tennessee	1-1	Texas-Rio Grande Valley	1-0
Dartmouth	2-0	Minnesota	9-10	Texas Tech	1-0
Davidson	7-7	Missouri	0-1	The Citadel	5-1
Dayton	2-1	Monmouth	1-0	Towson State	7-0
Delaware	5-4	Montreat	1-0	UAB	1-1
Delaware State	1-0	Mount St. Mary's	1-0	UMKC	2-0
DePaul	0-1	Muhlenberg	3-0	UNC Asheville	2-0
Dickinson	2-0	NC State	0-1	UNC Wilmington	1-0
Drake	5-0	Nebraska	10-6	UTEP	1-0
Drexel	2-5	New Mexico	0-1	Vanderbilt	1-1
Duke	0-1	Niagara	9-3	Vermont	1-0
East Carolina	1-1	NJIT	2-0	Villanova	0-4
East Tennessee State	4-8	Norfolk State	3-1	Virginia	1-0
Elon	4-3	North Dakota State	1-0	Virginia Tech	0-2
Evansville	0-1	North Carolina	1-0	VMI	7-1
Fairfield	10-5	North Carolina A&T	3-1	Wagner	1-0
Farleigh Dickinson	2-0	North Dakota	1-0	Wake Forest	0-3
Florida Southern	1-0	North Florida	2-0	West Virginia	0-2
Florida State	1-0	Northeastern	2-1	Western Carolina	8-6
Fordham	1-0	Northwestern	11-7	Western Illinois	1-0
Furman	3-4	Northern Illinois	3-0	Western Kentucky	1-0
Gardner-Webb	2-0	Northern Iowa	5-3	Wichita State	1-2
Georgia Southern	3-4	Notre Dame	1-2	Wilkes	1-0
Georgia Tech	0-2	Ohio State	7-10	William & Mary	1-0
Gonzaga	0-1	Oklahoma State	0-1	Winthrop	2-0
Grambling State	1-0	Oral Roberts	1-0	Wisconsin	6-10
Green Bay	1-0	Omaha	1-1	Wofford	6-3
Greensboro College	1-0	Oregon	1-1	Xavier	1-1
Guilford	4-0	Penn	2-1	Youngstown	1-0
Hampton	1-0	Penn State	11-7	Totals	445-320
Harvard	3-0				

FRAN MCCAFFERY'S GAME-BY-GAME RECORD

LEHIGH

1985-86 (13-15, 6-8)

Date	Opponent	W/L	Score	Location
Nov. 25	Kenyon	W	83-53	Bethlehem, PA
Nov. 26	at Princeton	L	67-69	Princeton, NJ
Nov. 30	at Siena	L	57-71	Albany, NY
Dec. 4	Manhattan	W	85-69	Bethlehem, PA
Dec. 6	vs. UAB (HC)	L	61-71	Iowa City, IA
Dec. 7	at Iowa (HC)	L	68-89	Iowa City, IA
Dec. 11	Dickinson	W	93-68	Bethlehem, PA
Dec. 30	Muhlenberg	W	86-72	Bethlehem, PA
Jan. 2	at Columbia	W	90-84	New York, NY
Jan. 4	Drexel	W	79-66	Bethlehem, PA
Jan. 6	at Harvard	W	82-75	Boston, MA
Jan. 11	Lafayette	W	82-72	Bethlehem, PA
Jan. 13	Fairfield	L	68-71	Bethlehem, PA
Jan. 18	at Towson State	W	70-69	Towson, MD
Jan. 20	Robert Morris	W	54-53	Bethlehem, PA
Jan. 22	Delaware	L	70-71	Bethlehem, PA
Jan. 25	at Rider	L	68-69	Lawrenceville, NJ
Jan. 29	Bucknell	W	85-75	Bethlehem, PA
Feb. 1	Hofstra	L	74-77	Bethlehem, PA
Feb. 5	at Drexel	L	77-84	Philadelphia, PA
Feb. 8	at Lafayette	L	79-80	Easton, PA
Feb. 10	Towson State	W	71-54	Bethlehem, PA
Feb. 12	Marquette	L	63-77	Bethlehem, PA
Feb. 15	at Delaware	L	73-89	Newark, DE
Feb. 19	Rider	W	80-77 (ot)	Bethlehem, PA
Feb. 22	at Bucknell	L	80-84	Lewisburg, PA
Feb. 24	at Hofstra	L	60-62	Hempstead, NY
Mar. 1	vs. Lafayette (ECCT)	L	57-58	Towson, MD

1986-87 (15-14, 8-6)

Date	Opponent	W/L	Score	Location
Nov. 29	Harvard	W	99-98 (ot)	Bethlehem, PA
Dec. 1	Dickinson	W	69-52	Bethlehem, PA
Dec. 3	at Marquette	L	66-83	Milwaukee, WI
Dec. 8	Princeton	L	62-72	Bethlehem, PA
Dec. 10	at Penn State	W	73-70	University Park, PA
Dec. 22	Muhlenberg	W	92-71	Bethlehem, PA
Dec. 29	vs. Texas A&M (MC)	L	60-80	Storrs, CT
Dec. 30	at Connecticut (MC)	L	57-71	Storrs, CT
Jan. 2	vs. St. Francis, Pa. (WLKF)	W	74-72	Lakeland, FL
Jan. 3	at Florida Southern (WLKF)	W	74-72 (ot)	Lakeland, FL
Jan. 6	Columbia	L	78-90	Bethlehem, PA
Jan. 8	at Fairfield	L	63-64	Fairfield, CT
Jan. 12	at Wake Forest	L	51-74	Winston-Salem, NC
Jan. 14	Hofstra	W	80-68	Bethlehem, PA
Jan. 17	at Drexel	L	74-76	Philadelphia, PA
Jan. 24	Towson State	W	77-75	Bethlehem, PA
Jan. 28	at Delaware	W	65-60	Newark, DE
Jan. 31	Rider	W	93-90 (ot)	Bethlehem, PA
Feb. 2	at Lafayette	W	83-77	Easton, PA
Feb. 4	Bucknell	L	87-92	Bethlehem, PA
Feb. 7	at Hofstra	L	69-71	Hempstead, NY
Feb. 11	Drexel	L	67-70	Bethlehem, PA
Feb. 14	Lafayette	W	79-78	Bethlehem, PA
Feb. 18	at Towson State	W	83-76	Towson, MD
Feb. 21	Delaware	W	98-79	Bethlehem, PA
Feb. 24	at Rider	L	76-82	Lawrenceville, NJ
Feb. 28	at Bucknell	L	70-72	Lewisburg, PA
Mar. 6	vs. Drexel (ECCT)	W	109-98 (2 ot)	Towson, MD
Mar. 7	vs. Bucknell (ECCT)	L	100-103 (2 ot)	Towson, MD

1987-88 (21-10, 8-6)

Date	Opponent	W/L	Score	Location
Nov. 28	at Penn	W	96-75	Philadelphia, PA
Nov. 30	at Vanderbilt	L	91-102	Nashville, TN
Dec. 2	Muhlenberg	W	109-82	Bethlehem, PA
Dec. 4	at Nebraska (CC)	L	66-71	Lincoln, NE
Dec. 5	vs. Ball State (CC)	W	72-64	Lincoln, NE
Dec. 7	Penn State	W	79-72	Bethlehem, PA
Dec. 9	at Princeton	L	82-95	Princeton, NJ
Dec. 23	Wilkes	W	116-64	Bethlehem, PA
Dec. 29	at Rider	L	82-89	Lawrenceville, NJ
Dec. 30	Monmouth	W	72-59	Bethlehem, PA
Jan. 2	Fairfield	W	100-77	Bethlehem, PA
Jan. 5	at Columbia	W	77-65	New York, NY
Jan. 7	Brown	W	102-92	Bethlehem, PA
Jan. 9	at Bucknell	W	83-76	Lewisburg, PA
Jan. 12	at Harvard	W	62-59	Boston, MA
Jan. 16	Rider	W	91-65	Bethlehem, PA
Jan. 20	at Hofstra	W	77-63	Hempstead, NY
Jan. 23	Drexel	L	85-91	Bethlehem, PA
Jan. 27	Lafayette	L	64-66	Bethlehem, PA
Jan. 30	at Towson State	W	71-65	Towson, MD
Feb. 3	Delaware	W	86-75	Bethlehem, PA
Feb. 10	Bucknell	W	79-72	Bethlehem, PA
Feb. 13	Hofstra	W	96-72	Bethlehem, PA
Feb. 17	at Drexel	L	86-94	Philadelphia, PA
Feb. 20	at Lafayette	L	68-73	Easton, PA
Feb. 24	Towson State	W	77-63	Bethlehem, PA
Feb. 27	at Delaware	L	67-79	Newark, DE
Mar. 5	vs. Bucknell (ECCT)	W	83-79	Towson, MD
Mar. 6	vs. Lafayette (ECCT)	W	67-65	Towson, MD
Mar. 8	at Towson State (ECCT)	W	84-78	Towson, MD
Mar. 18	vs. Temple (NCAA)	L	73-87	Hartford, CT

UNC-GREENSBORO

1999-00 (15-13, 9-7)

Date	Opponent	W/L	Score	Location
Nov. 20	at James Madison	L	64-77	Harrisonburg, VA
Nov. 27	Northeastern	W	70-56	Greensboro, NC
Nov. 29	Elon	W	77-66	Greensboro, NC
Dec. 1	at Coastal Carolina	W	78-76	Conway, SC
Dec. 4	Guilford	W	88-63	Greensboro, NC
Dec. 6	Norfolk State	W	80-74	Greensboro, NC
Dec. 15	at Wake Forest (25th)	L	62-71	Winston-Salem, NC
Dec. 18	at Evansville	L	42-71	Evansville, IN
Dec. 21	at Winthrop	W	93-88 (2 ot)	Rock Hill, SC
Dec. 28	at Georgia Tech	L	73-97	Atlanta, GA
Jan. 4	VMI	W	82-71	Greensboro, NC
Jan. 8	Davidson	W	63-60	Greensboro, NC
Jan. 10	at Georgia Southern	L	71-78	Statesboro, GA
Jan. 15	at Western Carolina	L	81-87	Cullowhee, NC
Jan. 17	East Tennessee State	L	58-60	Greensboro, NC
Jan. 19	North Carolina AT&T	L	71-80	Greensboro, NC
Jan. 22	College of Charleston	L	59-73	Greensboro, NC
Jan. 24	at VMI	W	75-61	Lexington, VA
Jan. 29	at Davidson	W	77-55	Davidson, NC
Jan. 31	Furman	W	79-69	Greensboro, NC
Feb. 3	at Wofford	L	63-76	Spartanburg, SC
Feb. 9	at Appalachian State	L	66-81	Boone, NC
Feb. 12	at Chattanooga	W	74-70	Chattanooga, TN
Feb. 14	Western Carolina	W	75-53	Greensboro, NC
Feb. 19	at East Tennessee State	W	81-78	Johnson City, TN
Feb. 22	Appalachian State	L	69-78	Greensboro, NC
Feb. 26	The Citadel	W	75-58	Greensboro, NC
Mar. 2	vs. Furman (SC)	L	61-77	Greenville, SC

**2000-01 (19-12, 10-6)**

Date	Opponent	W/L	Score	Location
Nov. 17	at Minnesota	L	61-81	Minneapolis, MN
Nov. 21	Guilford	W	81-54	Greensboro, NC
Nov. 25	at West Virginia	L	71-85	Morgantown, WV
Dec. 1	at Northeastern	L	77-89	Boston, MA
Dec. 3	at Saint Peter's	W	79-73	Jersey City, NJ
Dec. 5	at NC State	L	76-77	Raleigh, NC
Dec. 9	at Norfolk State	W	82-70	Norfolk, VA
Dec. 22	Winthrop	W	78-63	Greensboro, NC
Dec. 28	at East Carolina	L	92-104	Greenville, NC
Dec. 31	UNC Asheville	W	77-76 (ot)	Greensboro, NC
Jan. 3	at The Citadel	L	68-70	Charleston, SC
Jan. 6	Davidson	W	69-68	Greensboro, NC
Jan. 8	Appalachian State	W	78-62	Greensboro, NC
Jan. 13	at Furman	L	52-70	Greenville, SC
Jan. 15	at VMI	W	73-69	Lexington, VA
Jan. 17	North Carolina AT&T	W	67-55	Greensboro, NC
Jan. 20	Chattanooga	W	84-83	Greensboro, NC
Jan. 22	Wofford	W	80-56	Greensboro, NC
Jan. 27	at Davidson	W	63-61	Davidson, NC
Jan. 29	East Tennessee State	W	77-67	Greensboro, NC
Feb. 3	at College of Charleston	L	70-77	Charleston, SC
Feb. 5	VMI	W	79-58	Greensboro, NC
Feb. 10	Western Carolina	W	95-81	Greensboro, NC
Feb. 13	at East Tennessee State	L	75-84	Johnson City, TN
Feb. 17	Georgia Southern	L	68-72	Greensboro, NC
Feb. 19	at Appalachian State	W	63-60	Boone, NC
Feb. 24	at Western Carolina	L	58-63	Cullowhee, NC
Mar. 2	vs. Western Carolina (SC)	W	91-69	Greenville, SC
Mar. 3	vs. Davidson (SC)	W	73-68	Greenville, SC
Mar. 4	vs. Chattanooga (SC)	W	67-66	Greenville, SC
Mar. 15	vs. Stanford (NCAA, 2nd)	L	60-89	San Diego, CA

2001-02 (20-11, 11-5)

Date	Opponent	W/L	Score	Location
Nov. 19	at UNC Asheville	W	75-49	Asheville, NC
Nov. 24	at Middle Tennessee	L	58-74	Murfreesboro, TN
Nov. 27	at Elon	W	70-55	Elon, NC
Dec. 1	Saint Peter's	W	77-61	Greensboro, NC
Dec. 5	East Carolina	W	56-54	Greensboro, NC
Dec. 8	Delaware	W	65-50	Greensboro, NC
Dec. 10	at Arkansas	L	74-89	Fayetteville, AR
Dec. 20	Norfolk State	W	84-69	Greensboro, NC
Dec. 22	at New Mexico	L	69-83	Albuquerque, NM
Dec. 29	at Ohio State	L	54-85	Columbus, OH
Jan. 2	at Chattanooga	L	74-77	Chattanooga, TN
Jan. 5	Appalachian State	W	87-63	Greensboro, NC
Jan. 8	at VMI	W	80-74	Lexington, VA
Jan. 12	at Georgia Southern	W	79-67	Statesboro, GA
Jan. 14	East Tennessee State	W	104-92	Greensboro, NC
Jan. 16	North Carolina AT&T	W	85-67	Greensboro, NC
Jan. 19	at Western Carolina	L	77-87	Cullowhee, NC
Jan. 23	Davidson	L	57-58	Greensboro, NC
Jan. 26	at Wofford	W	81-76	Spartanburg, SC
Jan. 28	College of Charleston	W	63-52	Greensboro, NC
Feb. 2	Western Carolina	W	80-75	Greensboro, NC
Feb. 5	at Davidson	L	48-53	Davidson, NC
Feb. 9	The Citadel	W	81-68	Greensboro, NC
Feb. 12	at East Tennessee State	L	76-90	Johnson City, TN
Feb. 16	VMI	W	74-71	Lexington, VA
Feb. 18	at Appalachian State	W	83-68	Boone, NC
Feb. 23	Furman	W	70-67	Greenville, SC
Feb. 28	vs. Wofford (SC)	W	70-41	N. Charleston, SC
Mar. 1	vs. Chattanooga (SC)	W	67-57	N. Charleston, SC
Mar. 2	vs. Davidson (SC)	L	58-68	N. Charleston, SC
Mar. 14	at Memphis (NIT)	L	62-82	Memphis, TN

2002-03 (7-22, 3-13)

Date	Opponent	W/L	Score	Location
Nov. 19	Wagner	W	84-65	Greensboro, NC
Nov. 22	at Kansas (2nd)	L	66-105	Lawrence, KS
Nov. 25	American	W	80-79	Greensboro, NC
Nov. 30	Middle Tennessee	W	70-58	Greensboro, NC
Dec. 3	at Alabama (3rd)	L	61-89	Tuscaloosa, AL
Dec. 7	at West Virginia	L	54-65	Morgantown, WV
Dec. 10	at Syracuse	L	65-92	Syracuse, NY
Dec. 15	Elon	L	57-58	Greensboro, NC
Dec. 19	at Delaware	L	71-74	Newark, DE
Dec. 21	at Norfolk State	L	70-75	Norfolk, VA
Dec. 31	at High Point	L	74-81	High Point, NC
Jan. 4	at East Tennessee State	L	94-96 (ot)	Johnson City, TN
Jan. 7	Chattanooga	L	56-72	Greensboro, NC
Jan. 11	at Appalachian State	L	60-91	Boone, NC
Jan. 13	VMI	W	76-57	Greensboro, NC
Jan. 18	Georgia Southern	L	78-83	Greensboro, NC
Jan. 22	Guilford	W	83-71	Greensboro, NC
Jan. 25	at Davidson	L	72-83	Davidson, NC
Jan. 27	Western Carolina	L	62-63	Greensboro, NC
Feb. 1	Wofford	W	85-79	Greensboro, NC
Feb. 3	at College of Charleston	L	69-71	Charleston, SC
Feb. 8	at Western Carolina	L	63-75	Cullowhee, NC
Feb. 11	Davidson	L	77-84	Greensboro, NC
Feb. 15	at The Citadel	W	67-66	Charleston, SC
Feb. 17	East Tennessee State	L	73-75	Greensboro, NC
Feb. 22	at VMI	L	60-61	Lexington, VA
Feb. 24	Appalachian State	L	68-71	Greensboro, NC
Feb. 27	at Furman	L	74-78 (ot)	Greenville, SC
Mar. 5	vs. Wofford (SC)	L	73-77	N. Charleston, SC

2003-04 (11-17, 7-9)

Date	Opponent	W/L	Score	Location
Nov. 21	at Indiana	L	64-71	Bloomington, IN
Nov. 25	at Campbell	W	78-66	Buies Creek, NC
Nov. 29	Greensboro College	W	69-41	Greensboro, NC
Dec. 3	Furman	W	73-65	Greensboro, NC
Dec. 6	at American	L	45-65	Washington, DC
Dec. 9	Campbell	W	79-61	Greensboro, NC
Dec. 13	High Point	L	72-85	Greensboro, NC
Dec. 18	at Coastal Carolina	L	72-77	Conway, SC
Dec. 21	at Missouri (10th)	L	98-106	Columbia, MO
Dec. 23	at Maryland (24th)	L	58-85	College Park, MD
Dec. 28	at Villanova	L	63-84	Villanova, PA
Jan. 5	at Chattanooga	L	70-76	Chattanooga, TN
Jan. 10	East Tennessee State	L	68-72	Greensboro, NC
Jan. 13	College of Charleston	L	70-72	Greensboro, NC
Jan. 17	at Appalachian State	W	74-61	Boone, NC
Jan. 19	at Western Carolina	L	69-80	Cullowhee, NC
Jan. 24	The Citadel	W	75-66	Greensboro, NC
Jan. 31	at Davidson	L	69-80	Davidson, NC
Feb. 2	at East Tennessee State	L	65-86	Johnson City, TN
Feb. 7	Elon	W	67-53	Greensboro, NC
Feb. 9	at Wofford	W	85-80	Spartanburg, SC
Feb. 14	Chattanooga	L	74-87	Greensboro, NC
Feb. 17	Appalachian State	L	60-82	Greensboro, NC
Feb. 21	at Georgia Southern	W	80-79	Statesboro, GA
Feb. 23	Western Carolina	W	78-65	Greensboro, NC
Feb. 25	Liberty	W	74-63	Greensboro, NC
Feb. 28	at Elon	L	108-112 (3 ot)	Elon, NC
Mar. 3	vs. Wofford (SC)	L	82-85 (ot)	N. Charleston, SC

2004-05 (18-12, 9-7)

Date	Opponent	W/L	Score	Location
Nov. 19	Montreat	W	98-67	Greensboro, NC
Nov. 23	Coastal Carolina	W	79-73	Greensboro, NC
Nov. 27	at Duke (9th)	L	44-98	Durham, NC
Nov. 30	Bridgewater	W	92-55	Greensboro, NC
Dec. 3	vs. Southern Mississippi (HC)	W	79-78	Iowa City, IA
Dec. 4	at Iowa (HC, 23rd)	L	58-83	Iowa City, IA
Dec. 16	Guilford	W	96-65	Greensboro, NC
Dec. 18	at Liberty	W	74-69	Lynchburg, VA
Dec. 20	William & Mary	W	84-62	Greensboro, NC
Dec. 23	at Wisconsin	L	53-85	Madison, WI
Dec. 29	at Minnesota	L	59-94	Minneapolis, MN
Jan. 5	Wofford	W	61-44	Greensboro, NC
Jan. 8	at Appalachian State	W	84-77	Boone, NC
Jan. 10	at Furman	L	65-82	Greenville, SC
Jan. 15	Western Carolina	W	66-54	Greensboro, NC
Jan. 18	East Tennessee State	W	79-76 (ot)	Greensboro, NC
Jan. 22	at The Citadel	W	78-68	Charleston, SC
Jan. 24	at College of Charleston	L	67-79	Charleston, SC
Jan. 29	Chattanooga	W	62-57	Greensboro, NC
Jan. 31	at Elon	L	50-54	Elon, NC
Feb. 5	Davidson	L	69-78	Greensboro, NC
Feb. 8	Georgia Southern	L	79-85	Greensboro, NC
Feb. 12	at East Tennessee State	L	78-105	Johnson City, TN
Feb. 14	at Chattanooga	L	68-82	Chattanooga, TN
Feb. 19	Appalachian State	W	92-73	Greensboro, NC
Feb. 22	Elon	W	69-60	Greensboro, NC
Feb. 25	at Western Carolina	W	79-76	Cullowhee, NC
Mar. 3	vs. Georgia Southern (SC)	W	73-71	Chattanooga, TN
Mar. 4	vs. Davidson (SC)	W	73-68	Chattanooga, TN
Mar. 5	at Chattanooga (SC)	L	62-66	Chattanooga, TN

SIENA

2005-06 (15-13, 10-8)

Date	Opponent	W/L	Score	Location
Nov. 21	at Penn	L	77-82	Philadelphia, PA
Nov. 25	at Syracuse	L	77-96	Syracuse, NY
Nov. 28	Fordham	W	64-54	Albany, NY
Dec. 1	Holy Cross	W	68-63	Albany, NY
Dec. 3	Albany	W	82-74 (ot)	Albany, NY
Dec. 9	at Niagara	W	76-75	Niagara, NY
Dec. 11	at Canisius	L	50-67	Buffalo, NY
Dec. 23	at Massachusetts	L	69-78	Amherst, MA
Dec. 28	Youngstown	W	75-67	Albany, NY
Jan. 2	at Vermont	W	76-65	Burlington, VT
Jan. 5	at Fairfield	L	79-81	Fairfield, CT
Jan. 7	Rider	W	85-62	Albany, NY
Jan. 13	Marist	L	77-85	Albany, NY
Jan. 15	at Manhattan	L	74-77	Riverdale, NY
Jan. 19	Saint Peter's	W	77-69	Albany, NY
Jan. 22	Canisius	W	76-55	Albany, NY
Jan. 24	Iona	L	78-85	Albany, NY
Jan. 28	at Marist	L	75-82	Poughkeepsie, NY
Jan. 30	Manhattan	L	58-63	Albany, NY
Feb. 2	at Loyola	W	89-83	Baltimore, MD
Feb. 4	at Saint Peter's	L	63-81	Jersey City, NJ
Feb. 7	Fairfield	W	58-47	Albany, NY
Feb. 12	at Rider	W	92-73	Lawrenceville, NJ
Feb. 14	Loyola	W	85-69	Albany, NY
Feb. 18	at Hofstra	L	62-76	Hempstead, NY
Feb. 23	at Iona	W	82-76	New Rochelle, NY
Feb. 25	Niagara	W	98-92 (2 ot)	Albany, NY
Mar. 4	Saint Peter's (MAAC)	L	62-63	Albany, NY

2006-07 (20-12, 12-6)

Date	Opponent	W/L	Score	Location
Nov. 11	at Stanford	L	72-92	Stanford, CA
Nov. 18	at Holy Cross	L	57-65	Worcester, MA
Nov. 22	at Dartmouth	W	83-69	Hanover, NH
Nov. 27	at NJIT	W	64-40	Newark, NJ
Nov. 29	Hofstra	L	80-84	Albany, NY
Dec. 2	Albany	W	76-75 (2 ot)	Albany, NY
Dec. 6	Niagara	W	81-69	Albany, NY
Dec. 9	Rider	W	87-79	Albany, NY
Dec. 23	at Buffalo	L	64-69	Buffalo, NY
Dec. 28	Tennessee State	W	81-69	Albany, NY
Dec. 30	at Maryland	L	75-94	College Park, MD
Jan. 3	at Canisius	W	78-60	Buffalo, NY
Jan. 5	at Niagara	W	92-81	Niagara, NY
Jan. 9	Loyola	L	87-94 (ot)	Albany, NY
Jan. 11	Canisius	W	70-48	Albany, NY
Jan. 15	Marist	L	75-84 (ot)	Albany, NY
Jan. 19	Fairfield	L	67-72	Albany, NY
Jan. 21	at Manhattan	W	80-69	Riverdale, NY
Jan. 23	NJIT	W	87-63	Albany, NY
Jan. 27	at Rider	L	78-84	Lawrenceville, NJ
Jan. 29	at Loyola	L	71-72	Baltimore, MD
Feb. 1	Iona	W	61-60	Albany, NY
Feb. 4	Saint Peter's	W	66-50	Albany, NY
Feb. 9	at Iona	W	71-53	New Rochelle, NY
Feb. 11	at Saint Peter's	W	82-65	Jersey City, NJ
Feb. 14	at Fairfield	W	69-64	Fairfield, CT
Feb. 17	James Madison (BB)	W	77-66	Albany, NY
Feb. 22	Manhattan	W	78-61	Albany, NY
Feb. 24	at Marist	L	88-98 (ot)	Poughkeepsie, NY
Mar. 3	vs. Manhattan (MAAC)	W	75-72	Bridgeport, CT
Mar. 4	vs. Marist (MAAC)	W	86-78	Bridgeport, CT
Mar. 5	vs. Niagara (MAAC)	L	79-83	Bridgeport, CT

2007-08 (23-11, 13-5)

Date	Opponent	W/L	Score	Location
Nov. 9	at James Madison	L	88-100	Harrisonburg, VA
Nov. 12	at Syracuse (NIT)	L	89-97	Syracuse, NY
Nov. 13	Farleigh Dickinson (NIT)	W	88-66	Syracuse, NY
Nov. 17	Stanford (20th)	W	79-67	Albany, NY
Nov. 25	at Cornell	L	77-83	Ithaca, NY
Dec. 1	Albany	W	75-71	Albany, NY
Dec. 7	at Fairfield	W	74-61	Fairfield, CT
Dec. 9	Iona	W	81-76	Albany, NY
Dec. 22	Holy Cross	W	84-77	Albany, NY
Dec. 28	Saint Joseph's	L	68-74	Albany, NY
Dec. 31	Dartmouth	W	89-54	Albany, NY
Jan. 3	at Memphis	L	58-102	Memphis, TN
Jan. 6	Saint Peter's	W	79-56	Albany, NY
Jan. 8	Fairfield	L	52-53	Albany, NY
Jan. 11	at Niagara	W	94-84	Niagara, NY
Jan. 13	at Canisius	W	72-44	Buffalo, NY
Jan. 17	Manhattan	W	69-56	Albany, NY
Jan. 21	Canisius	W	77-49	Albany, NY
Jan. 24	at Loyola	L	56-85	Baltimore, MD
Jan. 27	at Iona	W	64-51	New Rochelle, NY
Feb. 2	Rider	L	75-89	Albany, NY
Feb. 4	Marist	W	76-72	Albany, NY
Feb. 8	at Marist	W	97-88 (ot)	Poughkeepsie, NY
Feb. 10	at Rider	W	80-77	Lawrenceville, NJ
Feb. 16	Loyola	L	76-83	Albany, NY
Feb. 18	at Manhattan	L	72-73	Riverdale, NY
Feb. 23	at Boise State (BB)	W	93-70	Boise, ID
Feb. 29	Niagara	W	94-78	Albany, NY



Mar. 2	at Saint Peter's	W	77-64	Jersey City, NJ
Mar. 8	Manhattan (MAAC)	W	66-58	Albany, NY
Mar. 9	Loyola (MAAC)	W	65-63	Albany, NY
Mar. 10	Rider (MAAC)	W	74-53	Albany, NY
Mar. 21	vs. Vanderbilt (NCAA, 16th)	W	83-62	Tampa, FL
Mar. 23	vs. Villanova (NCAA)	L	72-84	Tampa, FL

2008-09 (27-8, 16-2)

Date	Opponent	W/L	Score	Location
Nov. 17	Boise State	W	82-52	Albany, NY
Nov. 22	Cornell	W	74-56	Albany, NY
Nov. 27	vs. Tennessee (OSC, 12th)	L	64-78	Lake Buena Vista, FL
Nov. 28	vs. Wichita State (OSC)	L	70-72	Lake Buena Vista, FL
Nov. 30	vs. Oklahoma State (OSC)	L	68-77	Lake Buena Vista, FL
Dec. 3	at Loyola	W	75-68	Baltimore, MD
Dec. 6	Albany	W	71-64	Albany, NY
Dec. 9	Marist	W	77-60	Albany, NY
Dec. 17	at Pittsburgh (3rd)	L	66-79	Pittsburgh, PA
Dec. 23	Buffalo	W	71-60	Albany, NY
Dec. 28	at Saint Joseph's	W	75-74	Philadelphia, PA
Dec. 30	at Holy Cross	W	83-71	Worcester, MA
Jan. 1	Fairfield	W	87-81	Albany, NY
Jan. 4	Saint Peter's	W	65-52	Albany, NY
Jan. 6	at Kansas	L	84-91	Lawrence, KS
Jan. 9	Rider	W	91-81	Albany, NY
Jan. 11	at Manhattan	W	68-64	Riverdale, NY
Jan. 15	at Marist	W	91-85 (ot)	Poughkeepsie, NY
Jan. 17	at Fairfield	W	78-62	Fairfield, CT
Jan. 24	Niagara	W	82-65	Albany, NY
Jan. 26	Iona	W	69-68	Albany, NY
Jan. 29	Canisius	W	91-73	Albany, NY
Feb. 2	at Saint Peter's	W	74-63	Jersey City, NJ
Feb. 7	at Rider	L	88-90	Lawrenceville, NJ
Feb. 9	Loyola	W	73-60	Albany, NY
Feb. 12	Manhattan	W	93-69	Albany, NY
Feb. 16	at Iona	W	75-60	New Rochelle, NY
Feb. 21	Northern Iowa (BB)	W	81-75	Albany, NY
Feb. 27	at Niagara	L	85-100	Niagara, NY
Mar. 1	at Canisius	W	78-74	Buffalo, NY
Mar. 7	Canisius (MAAC)	W	77-52	Albany, NY
Mar. 8	Fairfield (MAAC)	W	80-65	Albany, NY
Mar. 9	Niagara (MAAC)	W	77-70	Albany, NY
Mar. 20	vs. Ohio State (NCAA)	W	74-72 (2 ot)	Dayton, OH
Mar. 22	vs. Louisville (NCAA, 1st)	L	72-79	Dayton, OH

2009-10 (27-7, 17-1)

Date	Opponent	W/L	Score	Location
Nov. 13	at Tennessee State	W	85-69	Nashville, TN
Nov. 17	Northeastern	W	59-53	Albany, NY
Nov. 21	at Temple	L	69-73	Philadelphia, PA
Nov. 24	Delaware	W	90-56	Albany, NY
Nov. 27	vs. St. John's (PHC)	L	68-77	Philadelphia, PA
Nov. 28	vs. Brown (PHC)	W	99-79	Philadelphia, PA
Dec. 2	at Georgia Tech (23rd)	L	61-74	Atlanta, GA
Dec. 5	Albany	W	83-54	Albany, NY
Dec. 7	at Iona	W	73-60	New Rochelle, NY
Dec. 12	at UNI	L	65-82	Cedar Falls, IA
Dec. 23	Rider	W	84-62	Albany, NY
Dec. 29	Saint Joseph's	W	92-75	Albany, NY
Dec. 31	Saint Peter's	W	64-53	Albany, NY
Jan. 2	Mount St. Mary's	W	79-76 (ot)	Albany, NY
Jan. 4	at Loyola	W	76-56	Baltimore, MD
Jan. 9	Niagara	W	83-65	Albany, NY
Jan. 11	Canisius	W	82-70	Albany, NY

Jan. 16	at Fairfield	W	81-73	Fairfield, CT
Jan. 18	Manhattan	W	83-68	Albany, NY
Jan. 21	Loyola	W	67-61	Albany, NY
Jan. 24	at Manhattan	W	66-58	Riverdale, NY
Jan. 28	at Saint Peter's	W	66-58	Jersey City, NJ
Jan. 30	at Marist	W	79-60	Poughkeepsie, NY
Feb. 5	Iona	W	88-68	Albany, NY
Feb. 8	Fairfield	W	69-67	Albany, NY
Feb. 12	at Niagara	L	74-87	Niagara, NY
Feb. 14	at Canisius	W	74-57	Buffalo, NY
Feb. 20	at Butler (BB, 20th)	L	53-70	Indianapolis, IN
Feb. 26	at Rider	W	80-54	Lawrenceville, NJ
Feb. 28	Marist	W	76-51	Albany, NY
Mar. 6	Manhattan (MAAC)	W	78-61	Albany, NY
Mar. 7	Rider (MAAC)	W	72-62	Albany, NY
Mar. 8	Fairfield (MAAC)	W	72-65 (ot)	Albany, NY
Mar. 19	vs. Purdue (NCAA, 10th)	L	64-72	Spokane, WA

IOWA**2010-11 (11-20, 4-14)**

Date	Opponent	W/L	Score	Location
Nov. 14	South Dakota State	L	69-79	Iowa City, IA
Nov. 16	UL-Monroe	W	68-40	Iowa City, IA
Nov. 19	vs. Xavier (PJ)	L	73-86	St. Thomas, USVI
Nov. 20	vs. Alabama (PJ)	W	55-47	St. Thomas, USVI
Nov. 22	vs. Long Beach State (PJ)	L	72-78	St. Thomas, USVI
Nov. 26	SIU-Edwardsville	W	111-50	Iowa City, IA
Nov. 30	at Wake Forest (ACC)	L	73-76	Winston-Salem, NC
Dec. 4	Idaho State	W	70-53	Iowa City, IA
Dec. 7	Northern Iowa	W	51-39	Iowa City, IA
Dec. 10	Iowa State	L	72-75	Iowa City, IA
Dec. 18	at Drake	W	59-52	Des Moines, IA
Dec. 21	Louisiana Tech	W	77-58	Iowa City, IA
Dec. 29	Illinois (23rd)	L	77-87	Iowa City, IA
Jan. 4	Ohio State (2nd)	L	68-73	Iowa City, IA
Jan. 9	at Purdue (10th)	L	52-75	West Lafayette, IN
Jan. 12	Northwestern	L	71-90	Iowa City, IA
Jan. 16	at Minnesota (25th)	L	59-69	Minneapolis, MN
Jan. 19	at Ohio State (1st)	L	48-70	Columbus, OH
Jan. 23	Indiana	W	91-77	Iowa City, IA
Jan. 26	at Penn State	L	51-65	State College, PA
Jan. 30	at Michigan	L	73-87	Ann Arbor, MI
Feb. 2	Michigan State	W	72-52	Iowa City, IA
Feb. 5	at Indiana	W	64-63	Bloomington, IN
Feb. 9	Wisconsin (13th)	L	59-62 (ot)	Iowa City, IA
Feb. 13	Minnesota (25th)	L	45-62	Iowa City, IA
Feb. 17	at Northwestern	L	70-73	Evanston, IL
Feb. 19	Michigan	L	72-75 (ot)	Iowa City, IA
Feb. 26	at Illinois	L	68-81	Champaign, IL
Mar. 2	at Michigan State	L	66-85	East Lansing, MI
Mar. 5	Purdue (6th)	W	67-65	Iowa City, IA
Mar. 10	vs. Michigan State (BTT)	L	61-66	Indianapolis, IN

2011-12 (18-17, 8-10)

Date	Opponent	W/L	Score	Location
Nov. 11	Chicago State	W	96-53	Iowa City, IA
Nov. 14	North Carolina A&T	W	95-79	Iowa City, IA
Nov. 17	Northern Illinois	W	88-55	Iowa City, IA
Nov. 20	vs Creighton	L	59-82	Des Moines, IA
Nov. 23	Campbell	L	61-77	Iowa City, IA
Nov. 26	IPFW	W	82-72	Iowa City, IA
Nov. 29	Clemson (ACC)	L	55-71	Iowa City, IA
Dec. 3	Brown	W	75-54	Iowa City, IA
Dec. 6	at Northern Iowa	L	60-80	Cedar Falls, IA
Dec. 9	at Iowa State	L	76-86	Ames, IA
Dec. 17	Drake	W	82-68	Iowa City, IA
Dec. 19	Central Arkansas	W	105-64	Iowa City, IA
Dec. 22	Boise State	W	81-72	Iowa City, IA
Dec. 28	Purdue	L	76-79	Iowa City, IA
Dec. 31	at Wisconsin (11th)	W	72-65	Madison, WI
Jan. 4	at Minnesota	W	64-62	Minneapolis, MN
Jan. 7	Ohio State (6th)	L	47-76	Iowa City, IA
Jan. 10	at Michigan State (10th)	L	61-95	East Lansing, MI
Jan. 14	Michigan (13th)	W	75-59	Iowa City, IA
Jan. 17	at Purdue	L	68-75	West Lafayette, IN
Jan. 26	Nebraska	L	73-79	Iowa City, IA
Jan. 29	at Indiana (16th)	L	89-103	Bloomington, IN
Feb. 1	Minnesota	W	63-59	Iowa City, IA
Feb. 4	Penn State	W	77-64	Iowa City, IA
Feb. 9	at Northwestern	L	64-83	Evanston, IL
Feb. 16	at Penn State	L	64-69	University Park, PA
Feb. 19	Indiana (18th)	W	78-66	Iowa City, IA
Feb. 23	Wisconsin (15th)	W	67-66	Iowa City, IA
Feb. 26	at Illinois	L	54-65	Champaign, IL
Feb. 29	at Nebraska	W	62-53	Lincoln, NE
Mar. 3	Northwestern	L	66-70	Iowa City, IA
Mar. 8	vs. Illinois	W	64-61	Indianapolis, IN
Mar. 9	vs. Michigan State (8th)	L	75-92	Indianapolis, IN
Mar. 13	Dayton (NIT)	W	84-75	Iowa City, IA
Mar. 18	at Oregon (NIT)	L	97-108	Eugene, OR

2012-13 (25-13, 9-9)

Date	Opponent	W/L	Score	Location
Nov. 9	UT-Pan American	W	86-55	Iowa City, IA
Nov. 12	Central Michigan	W	73-61	Iowa City, IA
Nov. 15	Howard	W	66-36	Iowa City, IA
Nov. 17	Gardner-Webb	W	65-56	Iowa City, IA
Nov. 20	vs. Western Kentucky (CAN)	W	63-55	Cancun, Mexico
Nov. 21	vs. Wichita State (CAN)	L	63-75	Cancun, Mexico
Nov. 27	at Virginia Tech (ACC)	L	79-95	Blacksburg, VA
Dec. 1	A&M-Corpus Christi	W	88-59	Iowa City, IA
Dec. 4	South Dakota	W	87-63	Iowa City, IA
Dec. 7	Iowa State	W	80-71	Iowa City, IA
Dec. 15	vs. Northern Iowa	W	80-73	Des Moines, IA
Dec. 19	South Carolina State	W	90-46	Iowa City, IA
Dec. 22	Coppin State	W	80-50	Iowa City, IA
Dec. 31	Indiana (5th)	L	65-69	Iowa City, IA
Jan. 6	at Michigan (2nd)	L	67-95	Ann Arbor, MI
Jan. 10	Michigan State (18th)	L	59-62	Iowa City, IA
Jan. 13	at Northwestern	W	70-50	Evanston, IL
Jan. 19	Wisconsin	W	70-66	Iowa City, IA
Jan. 22	at Ohio State (14th)	L	63-72	Columbus, OH
Jan. 27	at Purdue	L	62-65 (ot)	West Lafayette, IN
Jan. 31	Penn State	W	76-67	Iowa City, IA
Feb. 3	at Minnesota (23)	L	59-62	Minneapolis, MN
Feb. 6	at Wisconsin	L	70-74 (2 ot)	Madison, WI
Feb. 9	Northwestern	W	71-57	Iowa City, IA
Feb. 14	at Penn State	W	74-72	University Park, PA
Feb. 17	Minnesota	W	72-51	Iowa City, IA

Feb. 23	at Nebraska	L	60-64	Lincoln, NE
Feb. 27	Purdue	W	58-48	Iowa City, IA
Mar. 2	at Indiana (1st)	L	60-73	Bloomington, IN
Mar. 5	Illinois	W	63-55	Iowa City, IA
Mar. 9	Nebraska	W	74-60	Iowa City, IA
Mar. 14	vs. Northwestern (BTT)	W	73-59	Chicago, IL
Mar. 15	vs. Michigan State (BTT, 7th)	L	56-59	Chicago, IL
Mar. 20	Indiana State (NIT)	W	68-52	Iowa City, IA
Mar. 22	Stony Brook (NIT)	W	75-63	Iowa City, IA
Mar. 27	at Virginia (NIT)	W	75-64	Charlottesville, VA
Apr. 2	vs. Maryland (NIT)	W	71-60	New York, NY
Apr. 4	vs. Baylor (NIT)	L	54-74	New York, NY

2013-14 (20-13, 9-9)

Date	Opponent	W/L	Score	Location
Nov. 8	UNC Wilmington	W	82-39	Iowa City, IA
Nov. 10	Nebraska-Omaha	W	83-75	Iowa City, IA
Nov. 14	Maryland Eastern Shore	W	109-63	Iowa City, IA
Nov. 17	Abilene Christian	W	103-41	Iowa City, IA
Nov. 22	Penn	W	86-55	Iowa City, IA
Nov. 28	vs. Xavier (B4A)	W	77-74 (ot)	Bahamas
Nov. 29	vs. UTEP (B4A)	W	89-53	Bahamas
Nov. 30	vs. Villanova (B4A)	L	83-88 (ot)	Bahamas
Dec. 3	Notre Dame (ACC)	W	98-93	Iowa City, IA
Dec. 7	vs. Drake (BF)	W	83-66	Des Moines, IA
Dec. 9	Fairleigh Dickinson	W	92-59	Iowa City, IA
Dec. 13	at Iowa State (16th)	L	82-85	Ames, IA
Dec. 22	Arkansas Pine Bluff	W	86-61	Iowa City, IA
Dec. 31	Nebraska	W	67-57	Iowa City, IA
Jan. 5	at Wisconsin (4th)	L	71-75	Madison, WI
Jan. 9	Northwestern	W	93-67	Iowa City, IA
Jan. 12	at Ohio State (3rd)	W	84-74	Columbus, OH
Jan. 19	Minnesota	W	94-73	Iowa City, IA
Jan. 22	at Michigan (21st)	L	67-75	Ann Arbor, MI
Jan. 25	at Northwestern	W	76-50	Evanston, IL
Jan. 28	Michigan State (6th)	L	69-71 (ot)	Iowa City, IA
Feb. 1	at Illinois	W	81-74	Champaign, IL
Feb. 4	Ohio State (25th)	L	69-76	Iowa City, IA
Feb. 8	Michigan (10th)	W	85-67	Iowa City, IA
Feb. 15	at Penn State	W	82-70	University Park, PA
Feb. 22	Wisconsin (16th)	L	74-79	Iowa City, IA
Feb. 25	at Minnesota	L	89-95	Minneapolis, MN
Feb. 27	at Indiana	L	86-93	Bloomington, IN
Mar. 2	Purdue	W	83-76	Iowa City, IA
Mar. 6	at Michigan State (22nd)	L	76-86	East Lansing, MI
Mar. 8	Illinois	L	63-66	Iowa City, IA
Mar. 13	vs. Northwestern (BTT)	L	62-67	Indianapolis, IN
Mar. 19	vs. Tennessee (NCAA)	L	65-78 (ot)	Dayton, OH

2014-15 (22-12, 12-6)

Date	Opponent	W/L	Score	Location
Nov. 14	Hampton	W	90-56	Iowa City, IA
Nov. 17	North Dakota State	W	87-56	Iowa City, IA
Nov. 20	vs. Texas (2K, 10th)	L	57-71	New York, NY
Nov. 21	vs. Syracuse (2K, 23rd)	L	63-66	New York, NY
Nov. 24	Pepperdine	W	72-61	Iowa City, IA
Nov. 26	Northern Illinois	W	70-49	Iowa City, IA
Nov. 29	Longwood	W	77-44	Iowa City, IA
Dec. 3	at North Carolina (ACC, 12th)	W	60-55	Chapel Hill, NC
Dec. 6	UM-Baltimore County	W	77-47	Iowa City, IA
Dec. 9	Alcorn State	W	67-44	Iowa City, IA
Dec. 12	Iowa State (13th)	L	75-90	Iowa City, IA
Dec. 20	vs. Northern Iowa (BF)	L	44-56	Des Moines, IA
Dec. 30	at Ohio State (18th)	W	71-65	Columbus, OH
Jan. 5	Nebraska	W	70-59	Iowa City, IA
Jan. 8	Michigan State	L	61-75	Iowa City, IA



Jan. 13	at Minnesota	W	77-75	Minneapolis, MN
Jan. 17	Ohio State (25th)	W	76-67	Iowa City, IA
Jan. 20	at Wisconsin (5th)	L	50-82	Madison, WI
Jan. 24	at Purdue	L	63-67	West Lafayette, IN
Jan. 31	Wisconsin (5th)	L	63-74	Iowa City, IA
Feb. 5	at Michigan	W	72-54	Ann Arbor, MI
Feb. 8	Maryland (16th)	W	71-55	Iowa City, IA
Feb. 12	Minnesota	L	59-64	Iowa City, IA
Feb. 15	at Northwestern	L	61-66 (ot)	Evanston, IL
Feb. 19	Rutgers	W	81-47	Iowa City, IA
Feb. 22	at Nebraska	W	74-46	Lincoln, NE
Feb. 25	Illinois	W	68-60	Iowa City, IA
Feb. 28	at Penn State	W	81-77 (ot)	University Park, PA
Mar. 3	at Indiana	W	77-63	Bloomington, IN
Mar. 7	Northwestern	W	69-52	Iowa City, IA
Mar. 12	vs. Penn State (BTT)	L	58-67	Chicago, IL
Mar. 20	vs. Davidson (NCAA)	W	83-52	Seattle, WA
Mar. 22	vs. Gonzaga (NCAA, 7th)	L	68-87	Seattle, WA

2015-16 (22-11, 12-6)

Date	Opponent	W/L	Score	Location
Nov. 13	Gardner-Webb	W	76-59	Iowa City, IA
Nov. 15	Coppin State	W	103-68	Iowa City, IA
Nov. 19	at Marquette (GG)	W	89-61	Milwaukee, WI
Nov. 26	vs. Dayton (AI)	L	77-82	Orlando, FL
Nov. 27	vs. Notre Dame (AI, 17th)	L	62-68	Orlando, FL
Nov. 29	vs. Wichita State (AI, 20th)	W	84-61	Orlando, FL
Dec. 2	Florida State (ACC)	W	78-75 (ot)	Iowa City, IA
Dec. 5	UMKC	W	95-75	Iowa City, IA
Dec. 7	Western Illinois	W	90-56	Iowa City, IA
Dec. 10	at Iowa State (2nd)	L	82-83	Ames, IA
Dec. 19	vs. Drake (BF)	W	70-64	Des Moines, IA
Dec. 22	Tennessee Tech	W	85-63	Iowa City, IA
Dec. 29	Michigan State (1st)	W	83-70	Iowa City, IA
Jan. 2	at Purdue (14th)	W	83-71	West Lafayette, IN
Jan. 5	Nebraska	W	77-66	Iowa City, IA
Jan. 14	at Michigan State (4th)	W	76-59	East Lansing, MI
Jan. 21	at Rutgers	W	90-76	Piscataway, NJ
Jan. 17	Michigan	W	82-71	Iowa City, IA
Jan. 24	Purdue (23rd)	W	83-71	Iowa City, IA
Jan. 28	Maryland (7th)	L	68-74	College Park, MD
Jan. 31	Northwestern	W	85-71	Iowa City, IA
Feb. 3	Penn State	W	73-49	Iowa City, IA
Feb. 7	at Illinois	W	77-65	Champaign, IL
Feb. 11	at Indiana (22nd)	L	78-85	Bloomington, IN
Feb. 14	Minnesota	W	75-71	Iowa City, IA
Feb. 17	at Penn State	L	75-79	University Park, PA
Feb. 24	Wisconsin	L	59-67	Iowa City, IA
Feb. 28	at Ohio State	L	64-68	Columbus, OH
Mar. 1	Indiana (11th)	L	78-81	Iowa City, IA
Mar. 5	at Michigan	W	71-61	Ann Arbor, MI
Mar. 10	vs. Illinois (BTT)	L	66-68	Indianapolis, IN
Mar. 18	vs. Temple (NCAA)	W	72-70 (ot)	Brooklyn, NY
Mar. 20	vs. Villanova (NCAA, 6th)	L	68-87	Brooklyn, NY

2016-17 (19-15, 10-8)

Date	Opponent	W/L	Score	Location
Nov. 11	Kennesaw State	W	91-74	Iowa City, IA
Nov. 13	Savannah State	W	116-84	Iowa City, IA
Nov. 16	Seton Hall (GG)	L	83-91	Iowa City, IA
Nov. 20	UT-Rio Grande Valley	W	95-67	Iowa City, IA
Nov. 25	vs. Virginia (ECC)	L	41-74	Niceville, FL
Nov. 26	vs. Memphis (ECC)	L	92-100	Niceville, FL
Nov. 29	at Notre Dame (ACC)	L	78-92	South Bend, IN
Dec. 3	Omaha	L	89-98	Iowa City, IA
Dec. 5	Stetson	W	95-68	Iowa City, IA

Dec. 8	Iowa State (25th)	W	78-64	Iowa City, IA
Dec. 17	vs. Northern Iowa (BF)	W	69-46	Des Moines, IA
Dec. 20	North Dakota	W	84-73	Iowa City, IA
Dec. 22	Delaware State	W	89-57	Iowa City, IA
Dec. 28	at Purdue (15th)	L	67-89	West Lafayette, IN
Jan. 1	Michigan	W	86-83 (ot)	Iowa City, IA
Jan. 5	at Nebraska	L	90-93 (2 ot)	Lincoln, NE
Jan. 8	Rutgers	W	83-78	Iowa City, IA
Jan. 12	Purdue (17th)	W	83-78	Iowa City, IA
Jan. 15	at Northwestern	L	54-89	Evanston, IL
Jan. 19	Maryland (25th)	L	76-84	Iowa City, IA
Jan. 25	at Illinois	L	64-76	Champaign, IL
Jan. 28	Ohio State	W	85-72	Iowa City, IA
Jan. 31	at Rutgers	W	83-63	Piscataway, NJ
Feb. 5	Nebraska	W	81-70	Iowa City, IA
Feb. 8	at Minnesota	L	89-101 (2 ot)	Minneapolis, MN
Feb. 11	at Michigan State	L	66-77	East Lansing, MI
Feb. 18	Illinois	L	66-70	Iowa City, IA
Feb. 21	Indiana	W	96-90 (ot)	Iowa City, IA
Feb. 25	at Maryland (24th)	W	83-69	College Park, MD
Mar. 2	at Wisconsin (21st)	W	59-75	Madison, WI
Mar. 5	Penn State	W	90-79	Iowa City, IA
Mar. 9	vs. Indiana (BTT)	L	73-95	Washington, D.C.
Mar. 15	South Dakota (NIT)	W	87-75	Iowa City, IA
Mar. 17	TCU (NIT)	L	92-94 (ot)	Iowa City, IA

2017-18 (14-19, 4-14)

Date	Opponent	W/L	Score	Location
Nov. 10	Chicago State	W	95-62	Iowa City, IA
Nov. 12	Alabama State	W	92-58	Iowa City, IA
Nov. 16	Grambling State	W	85-74	Iowa City, IA
Nov. 20	vs. Louisiana (CIC)	L	71-80	Grand Cayman
Nov. 21	vs. South Dakota State (CIC)	L	72-80	Grand Cayman
Nov. 22	vs. UAB (CIC)	W	95-85	Grand Cayman
Nov. 28	at Virginia Tech (ACC)	L	55-79	Blacksburg, VA
Dec. 2	Penn State	L	73-77	Iowa City, IA
Dec. 4	at Indiana	L	64-77	Bloomington, IN
Dec. 7	at Iowa State	L	78-84	Ames, IA
Dec. 10	Southern	W	91-60	Iowa City, IA
Dec. 16	vs. Drake (BF)	W	90-64	Des Moines, IA
Dec. 19	Southern Utah	W	92-64	Iowa City, IA
Dec. 22	vs. Colorado	W	80-73	Sioux Falls, SD
Dec. 29	Northern Illinois	W	98-75	Iowa City, IA
Jan. 2	Michigan	L	68-75	Iowa City, IA
Jan. 4	Ohio State	L	81-92	Iowa City, IA
Jan. 7	at Maryland	L	73-91	College Park, MD
Jan. 11	at Illinois	W	104-97 (ot)	Champaign, IL
Jan. 17	at Rutgers	L	64-80	Piscataway, NJ
Jan. 20	Purdue (3rd)	L	64-87	Iowa City, IA
Jan. 23	Wisconsin	W	85-67	Iowa City, IA
Jan. 27	at Nebraska	L	84-98	Lincoln, NE
Jan. 30	Minnesota	W	94-80	Iowa City, IA
Feb. 3	at Penn State	L	58-82	University Park, PA
Feb. 6	Michigan State (4th)	L	93-96	Iowa City, IA
Feb. 10	at Ohio State (14th)	L	64-82	Columbus, OH
Feb. 14	at Michigan (21st)	L	59-74	Ann Arbor, MI
Feb. 17	Indiana	L	82-84	Iowa City, IA
Feb. 21	at Minnesota	L	82-86	Minneapolis, MN
Feb. 25	Northwestern	W	77-70	Iowa City, IA
Feb. 28	vs. Illinois (BTT)	W	96-87	New York, NY
Mar. 1	vs. Michigan (BTT, 13th)	L	71-77 (ot)	New York, NY

2018-19 (23-12)

Date	Opponent	W/L	Score	Location
Nov. 8	UMKC	W	77-63	Iowa City, IA
Nov. 11	Green Bay	W	93-82	Iowa City, IA
Nov. 15	vs. Oregon (2K, 13th)	W	77-69	New York, NY
Nov. 16	vs. Connecticut (2K)	W	91-72	New York, NY
Nov. 21	Alabama State	W	105-78	Iowa City, IA
Nov. 27	Pittsburgh	W	69-68	Iowa City, IA
Nov. 30	Wisconsin (22nd)	L	66-72	Iowa City, IA
Dec. 3	at Michigan State (10th)	L	68-90	East Lansing, MI
Dec. 6	Iowa State	W	98-84	Iowa City, IA
Dec. 15	vs. Northern Iowa (BF)	W	77-54	Des Moines, IA
Dec. 18	Western Carolina	W	78-60	Iowa City, IA
Dec. 22	Savannah State	W	110-64	Iowa City, IA
Dec. 29	Bryant	W	72-67	Iowa City, IA
Jan. 3	at Purdue	L	70-86	West Lafayette, IN
Jan. 6	Nebraska (24th)	W	93-84	Iowa City, IA
Jan. 9	at Northwestern	W	73-63	Iowa City, IA
Jan. 12	Ohio State (16th)	W	72-62	Iowa City, IA
Jan. 16	at Penn State	W	89-82	University Park, PA
Jan. 20	Illinois	W	95-71	Iowa City, IA
Jan. 24	Michigan State (5th)	L	67-82	Iowa City, IA
Jan. 27	at Minnesota	L	87-92	Minneapolis, MN
Feb. 1	Michigan (5th)	W	74-59	Iowa City, IA
Feb. 7	at Indiana	W	77-72	Bloomington, IN
Feb. 10	Northwestern	W	80-79	Iowa City, IA
Feb. 16	at Rutgers	W	71-69	Piscataway, NJ
Feb. 22	Indiana	W	76-70 (ot)	Iowa City, IA
Feb. 26	at Ohio State	L	70-90	Columbus, OH
Mar. 2	Rutgers	L	72-86	Iowa City, IA
Mar. 7	at Wisconsin (21st)	L	45-65	Madison, WI
Mar. 10	at Nebraska	L	91-93 (ot)	Lincoln, NE
Mar. 14	vs. Illinois (BTT)	W	83-62	Chicago, IL
Mar. 15	vs. Michigan (BTT, 10th)	L	53-74	Chicago, IL
Mar. 22	vs. Cincinnati (NCAA, 22nd)	W	79-72	Columbus, OH
Mar. 24	vs. Tennessee (NCAA, 6th)	L	77-83	Columbus, OH

2019-20 (20-11)

Date	Opponent	W/L	Score	Location
Nov. 8	SIUE	W	87-60	Iowa City, IA
Nov. 11	DePaul (GG)	L	78-93	Iowa City, IA
Nov. 15	Oral Roberts	W	87-74	Iowa City, IA
Nov. 21	North Florida	W	83-68	Iowa City, IA
Nov. 24	Cal Poly	W	85-59	Iowa City, IA
Nov. 28	vs. Texas Tech (LVI, 12th)	W	72-61	Las Vegas, NV
Nov. 29	vs. San Diego State (LVI)	L	73-83	Las Vegas, NV
Dec. 3	at Syracuse (ACC)	W	68-54	Syracuse, NY
Dec. 6	at Michigan (4th)	L	91-103	Ann Arbor, MI
Dec. 9	Minnesota	W	72-52	Iowa City, IA
Dec. 12	at Iowa State	W	84-68	Ames, IA
Dec. 21	vs. Cincinnati (CL)	W	77-70	Chicago, IL
Dec. 29	Kennesaw State	W	93-51	Iowa City, IA
Jan. 4	vs. Penn State (21st)	L	86-89	Philadelphia, PA
Jan. 7	at Nebraska	L	70-76	Lincoln, NE
Jan. 10	Maryland (12th)	W	67-49	Iowa City, IA
Jan. 14	at Northwestern	W	75-62	Evanston, IL
Jan. 17	Michigan (19th)	W	90-83	Iowa City, IA
Jan. 22	Rutgers (24th)	W	85-80	Iowa City, IA
Jan. 27	Wisconsin	W	68-62	Iowa City, IA
Jan. 30	at Maryland (15th)	L	72-82	College Park, MD
Feb. 2	Illinois (19th)	W	72-65	Iowa City, IA
Feb. 5	at Purdue	L	68-104	West Lafayette, IN
Feb. 8	Nebraska	W	96-72	Iowa City, IA
Feb. 13	at Indiana	L	77-89	Bloomington, IN
Feb. 16	at Minnesota	W	58-55	Minneapolis, MN
Feb. 20	Ohio State (25th)	W	85-76	Iowa City, IA
Feb. 25	at Michigan State (24th)	L	70-78	East Lansing, MI

Feb. 29	Penn State (16th)	W	77-68	Iowa City, IA
Mar. 3	Purdue	L	68-77	Iowa City, IA
Mar. 8	at Illinois (23rd)	L	76-78	Champaign, IL

- 2K -- 2K Classic
- ACC -- ACC/Big Ten Challenge
- AI -- Advocare Invitational (formerly known as Old Spice Classic)
- BB -- Bracket Buster
- BF -- Big Four Classic
- B4A -- Battle 4 Atlantis
- BTT -- Big Ten Tournament
- CC -- Cornhusker Classic
- CCH -- Cancun Challenge
- CIC -- Cayman Islands Classic
- ECC -- Emerald Coast Classic
- GG -- Gavitt Games
- HC -- Hawkeye Classic
- ECCT -- East Coast Conference Tournament
- MAAC -- Metro Atlantic Athletic Conference Tournament
- MC -- Mutual Classic
- NCAA -- NCAA Tournament
- NIT -- National Invitational Tournament
- PHC -- Philly Hoops Classic
- PJ -- Paradise Jam
- SC -- Southern Conference Tournament
- WLKF -- WLKF Classic

Note: Number in parenthesis following opponent is national ranking



Iowa has won five of its last seven Big Ten/ACC Challenge games dating back to 2014, including last season's 68-54 victory at Syracuse.



Kirk Speraw is in his 11th year as an assistant coach at Iowa. Speraw, who has over four decades of coaching experience, assists in all aspects of the program including recruiting, opponent scouting, practices, player development and game preparation.



Speraw has helped rejuvenate the Iowa basketball program since arriving at Iowa in 2010. Not only has the attendance at Carver-Hawkeye Arena increased by more than 50 percent, but Speraw has helped vault the program back to national prominence on a consistent basis. Iowa achieved its highest national since 1987, when it was ranked as high as No. 3 on Jan. 25, 2016, and was ranked the final 11 weeks of the 2016. The Hawkeyes were nationally-ranked for 16 consecutive weeks in 2019 and the final nine weeks of the 2020 season.

Fran McCaffery and his coaching staff are the first in program history to win 18 or more games in six straight seasons (2012-17), while winning 20 games or more six of the last eight years. Speraw and the Hawkeyes are one of three teams to register upper division finishes in the Big Ten at least seven of the last eight seasons. Iowa has averaged 20 wins the last nine seasons, with its 183 victories between 2013-20 being the most over a nine-year span at Iowa since 1986-94.

Last season, Speraw helped the nationally-ranked Hawkeyes total 20 regular season wins and a likely invitation to its fourth NCAA Tournament in six years if not for the cancellation of the postseason due to the COVID-19 global pandemic. Speraw helped coach unanimous consensus first-team All-American Luka Garza. The junior center was named National Player of the Year by a handful of major news outlets, while also earning Big Ten Player of the Year and USBWA District VI Player of the Year distinction. He also mentored rookie guard CJ Fredrick in leading the entire Big Ten in 3-point accuracy, making 46 percent of his attempts.

Two years ago, the Hawkeyes amassed 23 victories, the program's second highest total in 13 seasons, closely behind 25 wins in 2013 when reaching the NIT championship game. Iowa placed third in the Big Ten, and won a game in the NCAA Tournament for the third time in five years.

The past 10 years at Iowa Speraw helped coach 15 Hawkeyes to professional contracts, including Devyn Marble and Aaron White, who were selected by the Orlando Magic (2014) and Washington Wizards (2015) in the NBA Draft, respectively.

Speraw has helped mentor nine Hawkeyes to All-Big Ten status during his tenure, including five first team honorees: Roy Devyn Marble (2014), Aaron White (2015), Jarrod Uthoff (2016), Peter Jok (2017), and Luka Garza (2020). In addition to the all-conference accolades, Garza, Uthoff, and Jok were All-Americans. Dillard helped develop frontcourt players Gabriel Olaseni and Nicholas Baer, who were each voted Big Ten Sixth Man of the Year in 2015 and 2017, respectively. He also helped coach seven All-Big Ten Freshman performers (Eric May in 2010; Melsahn Basabe in 2011; Aaron White in 2012; Jordan Bohannon and Tyler Cook in 2017; Joe Wieskamp in 2019; CJ Fredrick in 2020).

Speraw is the primary assistant who works with Iowa's perimeter players. In 2017, shooting guard Peter Jok became Iowa's fifth Big Ten scoring champion in school history, averaging 19.9 points per game. Jok also established new school free throw records in single-game makes (22), career percentage (.864), and single-season accuracy (.911).

Speraw also helped mentor guard Jordan Bohannon to historic heights. Bohannon became Iowa's all-time leader in 3-pointers made as a junior in 2019, making 264 triples. He shattered the team's freshman single-season record in assists (175) and 3-pointers made (89). Jok and Bohannon combined for 174 triples, the most by a duo in a single season at Iowa. As a sophomore, Bohannon's production etched his name in the Hawkeye record books. Bohannon recorded three double-doubles as a sophomore to bring his career double-doubles in points and assists to a program-best six. He is the

sixth Hawkeye in program history to total more than 400 points and 150 assists in a season. Bohannon is the only NCAA player to total more than 150 assists and 80 3-pointers as a freshman and sophomore over the last 25 years. Lastly, he made 34 consecutive free throws to share Iowa's consecutive free throws made record with the legendary Chris Street.

Speraw, who is a Sioux City, Iowa, native was a two-time Hawkeye letterman (1978-79) who played for Hall of Fame head coach Lute Olson. He was a member of the 1978-79 squad that won 20 contests and a Big Ten title. As a senior, he was named the team's most inspirational player.

As both an assistant and head coach, Speraw has mentored dozens of players who have played professionally, including Hawkeyes Ronnie Lester, Steve Krafcsin, Vince Brookins, Steve Waite, Kenny Arnold, Kevin Boyle, Mark Gannon and Bobby Hansen.

Speraw began his coaching career with the Hawkeyes, serving as a graduate assistant with Iowa's 1979-80 team that advanced to the Final Four. The Hawkeyes went 23-8 that season. Speraw then moved to Denver University, where he was an assistant coach and recruiting coordinator for two years (1980-82).

Speraw joined the Hawkeyes after serving 17 years as head coach at the University of Central Florida (1993-2010). During his tenure, 18 of his players received all-league honors, including four first team honorees. Additionally, since the start of the 1993-94 season, 54 of Speraw's UCF student-athletes earned academic all-conference recognition.

His tenure included four NCAA Tournament berths (1994, '96, '04 and '05). In 2006-07, he was recognized as Conference USA Coach of the Year after guiding the Knights to 22 victories and a second place league finish. His most successful season at UCF was in 2003-04, when the Knights finished 25-6, received votes in the top 25 and won the Atlantic Sun championship, earning an automatic bid to the NCAA Tournament.

Prior to his head coaching job at UCF, he served as an assistant coach at the University of Florida for three seasons (1990-93) under Head Coach Lon Kruger. While on the Florida staff, the Gators participated in two NIT's, including advancing to the semifinals in 1992.

Prior to his three years in Gainesville, Speraw was the head coach at Pensacola Junior College (PJC) from 1987-90. At PJC, he led the Pirates to an 82-21 record and three consecutive Panhandle Conference titles. His 1989-90 team won 31 games and finished fifth nationally. The team's success that year earned Speraw national recognition. He was tabbed the NABC/Kodak National Junior College Coach of the Year, as well as the state's Coach of the Year.

Speraw also had a coaching stop at Florida Southern, serving as an assistant from 1982-87. The Moccasins posted a 100-46 record and made four appearances in the Division II NCAA Tournament, including a third-place finish in 1986.

Speraw and his wife, Tracy (an Iowa City native), have two sons, Drew and Dustin, and two daughters, Brooke and Bailey. Drew played for his dad at Central Florida for four years.





Sherman Dillard is in his 11th year with the University of Iowa men's basketball staff bringing a wealth of expertise on and off the court.

Dillard has helped rejuvenate the Iowa basketball program since arriving at Iowa in 2010. Not only has the attendance at Carver-Hawkeye Arena increased by more than 50 percent, but Dillard has helped vault the program back to national prominence on a consistent basis. Iowa achieved its highest national since 1987, when it was ranked as high as No. 3 on Jan. 25, 2016, and was ranked in both major polls the final 11 weeks of the 2016. The Hawkeyes were nationally-ranked for 16 consecutive weeks in 2019 and the final nine weeks of the 2020 season.



Fran McCaffery and his coaching staff are the first in program history to win 18 or more games in six straight seasons (2012-17), while winning 20 games or more six of the last eight years. Dillard and the Hawkeyes are one of three teams to register upper division finishes in the Big Ten at least seven of the last eight seasons. Iowa has averaged 20 wins the last nine seasons, with its 183 victories between 2013-20 being the most over a nine-year span at Iowa since 1986-94.

Last season, Dillard helped the nationally-ranked Hawkeyes total 20 regular season wins and a likely invitation to its fourth NCAA Tournament in six years if not for the cancellation of the postseason due to the COVID-19 global pandemic. Dillard helped coach unanimous consensus first-team All-American Luka Garza. The junior center was named National Player of the Year by a handful of major news outlets, while also earning Big Ten Player of the Year and USBWA District VI Player of the Year distinction.

Two years ago, the Hawkeyes amassed 23 victories, the program's second highest total in 13 seasons, closely behind 25 wins in 2013 when reaching the NIT championship game. Iowa placed third in the Big Ten, and won a game in the NCAA Tournament for the third time in five years.

The past 10 years at Iowa Dillard helped coach 15 Hawkeyes to professional contracts, including Devyn Marble and Aaron White, who were selected by the Orlando Magic (2014) and Washington Wizards (2015) in the NBA Draft, respectively.

Dillard has helped mentor nine Hawkeyes to All-Big Ten status during his tenure, including five first team honorees: Roy Devyn Marble (2014), Aaron White (2015), Jarrod Uthoff (2016), Peter Jok (2017), and Luka Garza (2020). In addition to the all-conference accolades, Garza, Uthoff, and Jok were All-Americans. Dillard helped develop front-court players Gabriel Olaseni and Nicholas Baer, who were each voted Big Ten Sixth Man of the Year in 2015 and 2017, respectively. He also helped coach seven All-Big Ten Freshman performers (Eric May in 2010; Melsahn Basabe in 2011; Aaron White in 2012; Jordan Bohannon and Tyler Cook in 2017; Joe Wieskamp in 2019; CJ Fredrick in 2020).

Frontcourt players have enjoyed recent success under McCaffery and the coaching staff. Last year, Garza had unprecedented success as a Hawkeye, earning a handful of National Player of the Year accolades, earning unanimous consensus first-team All-America recognition, named the Pete Newell Big Man of the Year Award, and voted the Big Ten Player of the Year. Two years ago, Cook became the ninth player in program history to total more than 1,300 points and 600 rebounds. Baer is the only Hawkeye to ever total more than 750 points, 500 rebounds, 100 assists, 100 steals, 100 blocks, and 100 3-pointers made. Additionally, Dillard helped mentor Jok (19.9 ppg) and Garza (23.9 ppg) in becoming Iowa's fifth and sixth Big Ten scoring champions in school history.

Dillard has four decades of coaching experience, serving as a college assistant or head coach. He spent his first 15 years as an assistant coach at three institutions. Dillard began his coaching career under Head Coach Lefty Driesell at Maryland, spending six seasons (1979-85). He helped coach the Terrapins to four 20-plus win seasons and six postseason appearances, including five NCAA Tournament berths. The 1980, 1984 and 1985 squads reached the Sweet 16, while the 1984 team won the ACC Tournament.

He then spent three years at California (1985-88) under Lou Campanelli, who was his coach at James Madison. The Bears posted two third-place Pac-10 finishes and two NIT appearances during his tenure in Berkeley. After three seasons at California, he returned to the ACC and Georgia Tech for six seasons (1988-94). While in Atlanta, he helped Coach Bobby Cremins lead the Yellow Jackets to six winning seasons and postseason appearances. Georgia Tech played in five NCAA Tournaments, including the Final Four in 1990 and Sweet 16 in 1992.

Dillard received his first head coaching opportunity at Indiana State (1994-97). During his three seasons in Terre Haute, the Sycamores improved each year (29-52 record). He then left Indiana State to return to his alma mater to replace Driesell. Dillard was the Dukes' head coach for seven years (1997-04). He posted a 93-106 record, sharing a league title and recording three first-division finishes in the Colonial Athletic Association (CAA). During his tenure, he earned CAA Coach of the Year and NABC District Coach of the Year laurels. His 10-year head coaching record stands at 122-158.

Dillard, a three-time Academic All-American and four-time honorable mention All-American by the Associated Press, played guard at James Madison (1973-78). He led the Dukes in scoring in each of his four years (missed 1976-77 with an injury) and was the team's top rebounder as a freshman. Dillard is the second-leading scorer (2,065 points) in JMU history, and his academic excellence merited him an NCAA post-graduate scholarship. After his collegiate career, he was drafted by the Indiana Pacers in the 1978 NBA Draft. Additionally, Dillard was honored as a CAA "Legend" in 2009.

Dillard worked as a basketball marketing representative for Nike for six years (2004-10). He served as Global Camp Director, responsible for administrative and operational facets of a series of highly acclaimed camps and academies sponsored by Nike. Those camps included the Nike All-America Camp and select skills academies hosted by NBA stars such as Kobe Bryant, Steve Nash, Vince Carter, Amaré Stoudemire, and LeBron James (until January, 2009).

Dillard is a 1978 magna cum laude James Madison graduate earning a bachelor's degree in physical education and minor in business, and is a member of the school's sports hall of fame.

Dillard and his wife Dena have two sons, Ben (27) and Langston (25). His son Ben was a four-year letterwinner on the Arkansas-Little Rock basketball team.





Billy Taylor is in his second season as an assistant coach on head coach Fran McCaffery's staff at the University of Iowa.

Taylor joined the Hawkeye staff as an assistant coach after 18 years of collegiate coaching experience, including head coaching stints at Ball State, Lehigh, and Belmont Abbey. McCaffery coached Taylor as an assistant coach at Notre Dame (1992-95) and has been on the same staff as McCaffery on three different occasions.



Most recently, Taylor was Iowa's director of basketball operations for three seasons (2014-16), coordinating travel and carrying out the day-to-day activities of the basketball program. Iowa competed in the NCAA Tournament and had a first-team All-Big Ten honoree (Devyn Marble, Aaron White, Jarrod Uthoff) all three seasons of Taylor's tenure at Iowa.

Last season, Taylor helped the nationally-ranked Hawkeyes total 20 regular season wins and a likely invitation to its fourth NCAA Tournament in six years if not for the cancellation of the postseason due to the COVID-19 global pandemic. Taylor helped coach unanimous consensus first-team All-American Luka Garza. The junior center was named National Player of the Year by a handful of major news outlets, while also earning Big Ten Player of the Year and USBWA District VI Player of the Year distinction.

Taylor was the top assistant for three seasons at UNC-Greensboro under McCaffery from 1999-02. The Spartans won the Southern Conference Championship and advanced to the NCAA Tournament with a 19-11 record in 2000-01, before posting a 20-10 mark and an NIT appearance in 2001-02.

Taylor served as an assistant coach at Notre Dame during the 1998-99 campaign alongside McCaffery and under head coach John MacLeod. He coordinated opponent scouting reports, game preparations, preseason and postseason skill development sessions.

Taylor returned to Iowa City after serving as head coach at Division II Belmont Abbey the last three seasons (2017-19). He guided the Crusaders to a 23-8 record last season, a 13-win improvement from his first year on the Crusaders sidelines. This past season, Taylor mentored DeQuan Abrom to the Conference Carolinas Player of the Year Award. Abrom, a junior, led the league in scoring, averaging 24.2 points per game and became just the second player in school history to top 700 points in a season. Taylor guided three players to all-conference recognition over the past three years.

Taylor was head coach for six seasons (2007-13) at Ball State. During his tenure, the Cardinals finished either first or second in the Mid-American Conference (MAC) West Division three times and advanced to the MAC Tournament semifinals twice. Taylor coached nine all-conference selections and also mentored a MAC All-Freshman Team member five straight seasons.

Prior to Ball State, Taylor spent five seasons as head coach at Lehigh (2002-07), where he was a two-time Patriot League Coach of the Year honoree. In his first season, Taylor was named Patriot League Coach of the Year after guiding the Mountain Hawks to the second-largest turnaround in the nation, improving on the previous year's record by 11 wins.

In 2003-04, Taylor led Lehigh to its first Patriot League regular season and tournament championships, as well as a trip to the NCAA tournament. For his efforts, Taylor earned the league's Coach of the Year honor for the second time in as many seasons, becoming the first coach since Gonzaga's Mark Few to win conference coach of the year honors in each of his first two seasons as a head coach.



In 2005-06, Lehigh posted the third-most wins in school history with its 19-12 overall mark and a school-record 11 Patriot League wins.

Taylor, who was recruited to Notre Dame by Digger Phelps, was a four-year letterwinner for the Irish. He started 79-of-112 games during his career and was the team captain as a senior. He scored 577 points and grabbed 300 rebounds, before graduating with a degree in accounting and computer applications in 1995. He also earned his CPA in 1998.

Taylor and his wife, Avlon, have two daughters, Gavielle and Tamia, and a son, Savion.



Al Seibert is in his 10th season on the University of Iowa men's basketball coaching staff. Seibert spent five years as the team's video coordinator before being named director of operations prior to the 2016-17 season.



As operations director, Seibert works closely with the basketball staff, helping coordinate travel and carry out the day-to-day activities of the UI basketball program.

Seibert has assisted in the rise of the Hawkeye basketball program back to national prominence since 2012. Fran McCaffery and his coaching staff have won 20 games or more six of the last eight years and first in program history to win 18 or more games in six straight seasons (2012-17). Seibert and the Hawkeyes are one of just three teams to register upper division finishes in the Big Ten at least seven of the last eight seasons. Iowa placed third in the Big Ten and won an NCAA Tournament game for the third time in five years in 2019.

A year ago, the nationally-ranked Hawkeyes register 20 regular season wins and would have competed in the NCAA Tournament if not for the cancellation of the postseason due to the COVID-19 global pandemic. Seibert was a member of a staff that coached unanimous consensus first-team All-American Luka Garza. The junior center was named National Player of the Year by a handful of major news outlets, while also earning Big Ten Player of the Year and USBWA District VI Player of the Year distinction. In 2019, the Hawkeyes amassed 23 victories, the program's second highest total in 13 seasons, closely behind 25 wins in 2013 when reaching the NIT championship game.

Seibert has 18 years of coaching experience, having most recently served as the head coach at the University of New Haven in West Haven, Connecticut, from 2005-10.

He was at the University of Hartford for five seasons, four as an assistant (2000-04) and one as associate head coach (2004-05). Seibert was the top assistant in 2002 when Hartford posted the second-best Division I turnaround. He also helped coach the Hawks to a top three finish in the America East Conference from 2002-04.

Seibert was also an assistant coach at Western Kentucky (1994-98). He helped coach the 1995 Western Kentucky team to the second round of the NCAA Tournament, a final national ranking of No. 18 and a 27-4 overall record, which was second only to national champion UCLA.

Other stops include one season as a volunteer assistant coach at Duquesne (1992-93) and working as a basketball administrative assistant at Pittsburgh (1993-94).

Seibert has worked individually with a number of athletes drafted in the NBA. In 1993, he worked with Derrick Alston (Duquesne University), who was a second round draft pick of the Philadelphia 76ers. The following spring, Seibert worked with Erik Mobley (University of Pittsburgh), who was the 16th overall selection of the Milwaukee Bucks in the 1994 NBA Draft. In 1996, he worked with Ben Davis (University of Arizona), who was a second round pick of the Phoenix Suns. Seibert also worked individually with Lee Nailon (TCU) in 1998-99, who was a second round selection by Charlotte.

Seibert worked as a college basketball recruiting expert for Insiders Report from 1998-2000.

He played collegiately at Frederick Community College (Md.) from 1981-83.

A native of Pittsburgh, Pennsylvania, Seibert earned his Bachelor of Arts degree in political science from Fredonia State University (N.Y.) in 1985.

Seibert is married to Rachel and has a daughter, Katie (23), who lives in Cedar Rapids, Iowa.





**DIRECTOR OF RECRUITING/
PLAYER DEVELOPMENT
COURTNEY ELDRIDGE**



Courtney Eldridge is in his fifth season on the Iowa staff. After serving as the program’s video coordinator the previous two seasons, Eldridge was elevated to director of recruiting and player development in 2019.

Iowa has finished in the upper half of the Big Ten standings three of the four seasons that Eldridge has been on staff.

Last season, Eldridge helped the nationally-ranked Hawkeyes register 20 regular season wins and would have competed in the NCAA Tournament if not for the cancellation of the postseason due to the COVID-19 global pandemic. Eldridge was a member of a staff that coached unanimous consensus first-team All-American Luka Garza. The junior center was named National Player of the Year by a handful of major news outlets, while also earning Big Ten Player of the Year and USBWA District VI Player of the Year distinction.

His first three years as video coordinator, Eldridge assisted with film breakdown and compiling player development edits. He also organized in-depth statistical data and various analytic measures for the coaching staff.

Two years ago, Eldridge was on staff for Iowa’s 23 victories, win an NCAA Tournament game for the third time in five years.

Eldridge played basketball at UNC-Greensboro (UNCG) from 1998-2002, followed by a 12-year professional career in Brazil, Poland, Italy, Belarus, Turkey, and the Dominican Republic. In addition to working men’s basketball youth camps, he was a high school boys basketball coach at East Boston High School and Saint Joseph Prep School in Brighton, Massachusetts.


Eldridge helped the Spartans post three winning seasons during his career, including a 20-win campaign in 2001-02. He was part of the Spartans’ 2001 NCAA Tournament team that won the Southern Conference Tournament title and finished with a 19-12 record. As a senior, he led the Spartans to the SoCon North Division co-championship and an appearance in the National Invitation Tournament (NIT) with a 20-11 record.

Eldridge was a two-time SoCon First Team selection (2001, 2002), as well as a two-time SoCon All-Tournament recipient (2001, 2002). He is the Spartans’ all-time leader in assists (584) and is second in program history in steals (226). Eldridge holds the UNCG single-season records for assists (182 in 2002), and also owns the second (179) and eighth (142) highest marks in school history. He is the school record holder for steals in a season (82 in 2001) and also owns the third highest total (78 in 2002). Eldridge is 10th all-time in UNCG scoring history with 1,329 career points and third all-time with 395 career free throws made. Eldridge is one of three UNCG greats to have their jersey retired; his No. 23 jersey was retired on April 24, 2002.

Eldridge earned his college degree in business administration from UNCG in 2015.

Eldridge and his wife, Aisha, have three children, Dante, Jordan, and Aliyah.

**ASSISTANT DIRECTOR OF
OPERATIONS
KYLE DENNING**



Kyle Denning is in his sixth season on the Iowa basketball staff, his second as assistant director of basketball operations after serving as a graduate student manager the previous two years.

Three of the last four seasons while on staff, the Hawkeyes have finished in the upper division of the Big Ten, and had a first-team All-Big Ten honoree.

Last season, Denning and the nationally-ranked Hawkeyes registered 20 regular season wins and would have competed in the NCAA Tournament if not for the cancellation of the postseason due to the COVID-19 global pandemic. Denning was a member of a staff that coached unanimous consensus first-team All-American Luka Garza. The junior center was named National Player of the Year by six national news outlets, while also earning Big Ten Player of the Year and USBWA District VI Player of the Year distinction.

Denning is a recent University of Iowa graduate and former Hawkeye basketball student-athlete (2011-15), playing on four postseason teams, including back-to-back NCAA Tournament teams in 2014 and 2015, and NIT runner-ups in 2013.

The native of Cedar Falls, Iowa, was a walk-on for the first three years before earning an athletic scholarship his senior season. Denning played in 35 games at point guard, shooting at a 50 percent clip during his career.

Denning ran the team’s scout team for four seasons and earned the team’s Appreciation Award in 2015.

Denning graduated in May, 2015, with a degree in leisure studies from the University of Iowa. He completed his master’s degree in sport and recreation management in May, 2019. Denning is married to Margaret (Creeden) Denning.



**ASSISTANT ATHLETIC TRAINER
BRAD FLOY**

Brad Floy is in his ninth season as the University of Iowa men's basketball athletic trainer.

Since returning to his alma mater, Floy has been on staff of six Hawkeye teams that have qualified for postseason competition, including NCAA Tournaments in four of the last six completed seasons. Iowa's 2019-20 squad, which finished the regular season with 20 wins and nationally-ranked, certainly would have competed in the NCAA Tournament if not for the cancellation of the postseason due to the COVID-19 global pandemic.

Iowa is one of just three teams to finish in the upper half of the Big Ten standings at least seven of the last eight seasons (Michigan State and Wisconsin). The Hawkeyes won at least one game in postseason tournaments five of the last seven completed seasons, including NCAA Tournament wins over Davidson (2016), Temple (2017), and Cincinnati (2019), and reaching the NIT championship game in 2013.



Prior to being named to this position, Floy served as Assistant Athletic Trainer and Lecturer in the Department of Kinesiology at Fresno State from 2008-12. He was responsible for the care and prevention of injuries as they relate to the Bulldog men's basketball and tennis programs.

Floy spent the previous six years as a graduate assistant with the Hawkeye men's basketball team while earning his Bachelor's of Science ('02) and Master's of Science ('04). He also earned his Ph. D. in exercise science from Iowa in 2012. During Floy's tenure, the Hawkeyes achieved excellence at the highest level as regular postseason contenders. In 2006, the Hawkeyes won the Big Ten Tournament championship and earned a number-three seed in the NCAA Tournament. As a No. 10 seed, Iowa also made the NCAA Tournament in 2005, after going to three straight postseason NIT tournaments from 2002-04.

In addition, he serves as an Adjunct Professor in the Department of Health and Human Physiology. He specializes in lower extremity injuries, biomechanics and motor control of walking. He currently serves as Past-President of the Iowa Athletic Trainers' Society and sits on the NATA State Association Advisory Committee. Floy is a member of IATS, MAATA, NATA, and CATS. He holds certifications in CES, ART, Graston Technique, FMS-II, CPR/AED Instructor, and Certified Strength & Conditioning Specialist. Floy was named the 2014 Athletic Trainer of the Year by the Iowa Athletic Trainers' Society (IATS), the 2020 Dan Foster Clinical Supervisor Award, and the 2020 NATA Lifesaver Award.

A native of Clear Lake, Iowa, the 40-year-old Floy is married to Erin Floy, who works as a physical therapist.





Serving the needs of Iowa basketball and all the Hawkeye teams since 1975, the UI Sports Medicine team helps athletes and active people of all ages and skill levels from around the region heal from injuries and return to maximum performance. The UI Sports Medicine Clinic brings together experts and sports medicine specialists in orthopaedic surgery, primary care, physiatry, athletic training and rehabilitation. UI Sports Medicine provides the full spectrum of care for everyone from the active child and weekend warrior to the high level collegiate and professional athlete. UI Sports medicine opened in 2010 and is located near the University of Iowa Athletics Hall of Fame and the west athletics campus.

Backed by the Department of Orthopaedics and Rehabilitation, which is ranked among US News World Report magazine’s top orthopaedic departments in the United States, the UI Sports Medicine team is dedicated to improving the understanding, prevention, treatment, and rehabilitation of patients with sports- and activity-related injuries. Orthopaedic surgeon Brian Wolf, M.D., Director of UI Sports Medicine Center and of Student Health Athletic Services, notes the sports medicine team’s overall success depends on the following principles:

- Striving for the best possible overall long-term health and outcomes of all athletes and patients
- Expert examination, testing and diagnosis of injuries
- State of the art and research-based treatments including physical therapy, injection therapies and surgery
- Dedication to a safe, progressive and efficient recovery after injury

Here is a closer look at the members of Hawkeye men’s basketball’s health care team:

MATT BOLLIER, MD, M.S.



Dr. Bollier is the Congdon Professor in Orthopaedic Surgery, sports medicine fellowship director, and team physician at the University of Iowa.

He joined the University of Iowa Sports Medicine team in 2010 after completing a sports medicine fellowship at the University of Connecticut. In addition to caring for University of Iowa athletes, he performs knee and shoulder surgery on active patients of all ages.

Specific interests include rotator cuff repair, ACL reconstruction, meniscus repair, cartilage resurfacing, and knee cap issues.

He is actively involved in clinical and basic science research with numerous awards, publications, and

honors.

Dr. Bollier graduated from Wheaton North High School in Wheaton, Illinois, before attending Loyola Stritch School of Medicine in Chicago. He completed orthopaedic surgery residency at Michigan State before traveling to the East Coast for sports medicine fellowship training.

Dr. Bollier and his wife Christy have four kids (Luke 16, Hailey 14, Addison 12, and Austin 9) who are very active in the Iowa City community and love cheering on the Hawkeyes.

BRITT MARCUSSEN, M.D.



Dr. Britt Marcussen completed his undergraduate and masters degrees in Anatomy and Cell Biology at the University of Iowa. He subsequently attended medical school at the University of Iowa Carver College of Medicine. He completed residency in Family Medicine at St. Francis-Mayo Family Medicine Residency in La Crosse Wisconsin, and completed a primary care sports medicine fellowship at the University of Iowa. He is currently an Associate Professor of Family Medicine.

His primary clinical interests are cardiac issues and female athlete triad in athletes. He currently participates as a team physician for the men’s basketball, men’s and women’s tennis, and men’s and women’s gymnastics teams, and the

Hawkeye Spirit and Cheer squads at the University of Iowa. Marcussen is also the head team physician at Clear Creek Amana High School.



Shelly Deusch
Secretary



Mel Sanders
Academic Coordinator




Mike Moriarity
Director, Video Productions



Jerry Palmer
Asst. Video Productions



Peggy Jenn
Equipment Manager




Bill Maxwell
Strength Training




Matthew Weitzel
Athletic Communications



Eddie Etsey
Director, I.T.




Lucas Pauley
Graduate Manager




Dylan Mihalke
Manager




Alex Dickey
Manager




Luke Slavens
Manager



Patrick England
Manager



Jackson McLaughlin
Manager



Ben Sheridan
Video Intern



****3 -- Jordan Bohannon

Guard
6-1, 175, Redshirt Senior
Marion, Iowa
Linn-Mar HS



Hawk Items -- School record holder in most 3-pointers made in a career (284), breaking the record in three years... sixth Hawkeye in program history to score 1,000+ points and 500+ assists... his 504 assists are sixth most in program history and 14 away from passing B.J. Armstrong for fifth all-time... career 88.6 percent free throw shooter (242-of-273)... 10th player in all of Division I basketball since 1992, to post at least 79 triples and 118 assists per season in each of his first three seasons... seventh Hawkeye to register three 100-assist seasons... led Big Ten in free throw percentage his sophomore and junior seasons, missing only seven free throws in 20 league games as a junior (64-of-71, .901) and two as a sophomore (37-of-39, .949)... one of only four Big Ten players to lead the conference in free throw accuracy in consecutive seasons... enters redshirt senior season ranked 22nd in career scoring at Iowa with 1,310 points... became the sixth underclassman to earn the team's prestigious Chris Street Award as a sophomore in 2018... earned the team's Top Playmaker Award each of his first three seasons... enters redshirt senior season having scored in double figures 63 times, including reaching 20 points 17 times... recorded a program-best six double-doubles in points and assists... his 79 three-pointers in 2018-19 are third most by an Iowa junior in program history... his free throw percentage of 87.2 percent and 118 assists rank third and ninth best, respectively, by an Iowa junior... only player nationally to post 150+ assists & 80+ 3-pointers as a freshman and sophomore over the last 25 years... one of three players from a major conference over the last 20 years with 300+ assists and 150+ 3-pointers through their sophomore season... his 96 3-pointers and 178 assists were second most in program history by a sophomore... his 90.4 free throw percentage ranks first in program history by a sophomore... scored the most points in his family, outscoring brothers Matt, Jason, and Zach... averaged six points, 3.3 assists, two rebounds, and 1.3 steals in three games played during Iowa's European Tour in August, 2018.

2019-20 -- Played in 10 games, starting six contests prior to season-ending hip surgery on Dec. 19... averaged 8.8 points, 3.3 assists, and 1.6 rebounds... reached double figures in scoring four times... made all 18 free throw attempts, and has made 24 straight free throws dating back to 2019... dished out 10 assists (zero turnovers) in win over Minnesota... recorded his seventh career game with 10 or more assists in win over Minnesota... drained five of his last eight 3-point attempts in win at Syracuse after starting 0-for-6 to set a season high in threes... netted a season and team-best 20 points (4-9 3FG, 8-8 FT) in his first start of the year in win over #12 Texas Tech... letterwinner.

2018-19 Honors -- Third-team All-Big Ten selection by the coaches and honorable mention by the media... earned the team's Top Playmaker Award. 2018-19 -- Started all 35 contests... netted 85 points over the final two minutes of regulation and two minutes of overtime to rank among the nation's best... led the team in assists (3.4) ranked third on the team in scoring (11.6)... netted double figures 20 times... made three of more 3-pointers a team-best 15 times... led team in assists a team-best 16 times... ranked second the Big Ten and 23rd nationally in free throw accuracy (.872, 102-of-117)... made a season-best 24 straight free throw attempts (Feb. 19-March 15)... ranked fourth in the Big Ten with a team-leading 79 3-pointers made, and seventh in assist-to-turnover-ratio (2.0) and assists (3.4)... scored Iowa's last 11 points in the final 90 seconds in road win over Indiana to tie a season-high 25 points... reached double-figures in both NCAA Tournament games, including a team-high 18 points against #6 Tennessee... completed Iowa's comeback home win over Northwestern by nailing a game-winning 3-pointer with 0.6 left on the clock after scoring all of his 15 points in the final 5:28... netted 17 points, all in the second half with three triples in overtime, to lead Iowa's overtime comeback home victory over Indiana... letterwinner.

2017-18 Honors -- Honorable mention All-Big Ten selection by the media... earned the team's Chris Street and Top Playmaker awards. 2017-18 -- Started all 33 contests... made 34 straight free throw attempts (Jan. 4-Feb. 25) to share Iowa's consecutive record with Chris Street (1993)... became sixth Hawkeye in program history to total more than 400 points and 150 assists in a season... ranked first on the team in assists (178) and 3-point shooting (96-of-223, .430), and second in scoring (13.5) and steals (22)... scored in double figures 22 times, including netting 20 points or more a team-best eight times... made all 10 FT attempts and drained five triples, scoring a game-high 29 points, in an overtime win at Illinois... one of six players nationally, and only player from a major conference, to make five or more 3-pointers in five straight true road games (Iowa State, Maryland, Illinois, Rutgers, Nebraska) over the last 20 years... credited with seven or more assists 10 times, including a season-best 11 versus Wisconsin... scored a career-best 30 points, bolstered by 6-of-8 shooting from 3-point range, in win over UAB... letterwinner.

2016-17 Honors -- All-Big Ten Freshman Team honoree... earned the team's Top Playmaker and co-Newcomer of the Year awards... Big Ten Freshman of the Week (Feb. 6 and March 5). 2016-17 -- Competed in all 34 games, starting the last 28 at point guard... one of only two freshmen nationally the last 25 years to register 175+ assists and 85+ 3-pointers... notched double-doubles in last three games of the season (Indiana; South Dakota; TCU)... first Hawkeye in history to post three consecutive double-doubles in points and assists... posted career bests in points (25) and assists (13) in NIT Second Round versus TCU... the 13 assists against the Horned Frogs tied for the fourth most in a single game in Iowa history... Iowa's freshman single-season 3-pt field goals record holder (89), shattering Matt Gatens' 52 set in 2009... his 175 assists are most by a Hawkeye freshman in a single-season, besting Jeff Horner's 140 in 2003... ranked first on the team in assists (175) and 3-pointers (89), and third in scoring (10.9) and steals (29)... made eight 3-pointers on 8-of-10 shooting

Table with 17 columns: CAREER STATISTICS, YEAR, GP/GS, FG-FGA, PCT, 3-PT, PCT, FT-FTA, PCT, O-D=RB, AVG, PF-DI, AST, TO, BLK, STL, PTS, AVG. Rows include Fresh, Soph, Junior, Senior, and TOTALS.

from 3-point range in win at #24 Maryland (Feb. 25); the eight triples are the most by a freshman in a single game in Iowa history and one shy of the school record... tied Iowa Big Ten Tournament records in assists (10) and 3-pointers made (6) versus Indiana... his 372 points and 41.6 percentage from 3-point range rank sixth and second best, respectively, in Iowa freshman single-season annals... shot 29-of-52 (.558) from 3-point territory over a span of the last six games... scored a then-personal best in scoring (23), 3-pointers (7), and assists (7) in first career start at Notre Dame... went 7-of-15 from long distance at Notre Dame; the 15 attempts ties for second most in a game in Iowa history... led team in assists a team-best 23 times... netted double digits 17 times, including reaching 20 points five times... shot 85.5 percent (47-of-55) from the free throw line... letterwinner.

High School -- 2016 Iowa Mr. Basketball and Iowa Gatorade Player of the Year playing for Linn-Mar High School... garnered first-team all-state and first-team all-league after averaging 25.8 points and 5.2 rebounds as a senior... shot at a 92 percent clip from the free throw line and 43 percent from 3-point range as a senior... led all of Iowa Class 4A with 593 points his senior season... holds Linn-Mar school record for career 3-pointers made, and career and single-season free throw percentage... led Linn-Mar to the Iowa Class 4A sub-state final... third all-time leading scorer at Linn-Mar and Metro... led team in team in scoring (17.7), assists (4.5), rebounds (4.5), and tied for steals while being named first team All-Metro and All-Conference, second team All-State, Metro Player of the Year as a junior... four-year starter on the basketball team and competed four years on varsity golf team... four-time basketball team captain... averaged 16 points and six rebounds on the 2015 AAU National, State, and Elite 28 Premier League Champion Martin Brother's squad... Academic All-Conference as a senior on the golf team.

Personal -- Born 6/19/97... interdepartmental studies major... parents are Gordy and Brenda Bohannon... has three older brothers, Jason, Zach, and Matt... Jason played basketball at Wisconsin; Zach played basketball at Air Force and Wisconsin; Matt played basketball at UNI... father was a quarterback at Iowa under coach Hayden Fry... high school coach was Chris Robertson... AAU coach was Hank Huddleson.

BOHANNON'S FAVORITES

- Movie:** *American Sniper*
- TV Show:** *Prison Break*
- Pro Team(s):** Golden State Warriors
- Snack:** Goldfish
- Restaurant:** Granite City
- Website:** ESPN.com
- Hobbies:** Golf and playing video games
- Celebrity:** Will Ferrell
- Technological Gadget:** PS4

CAREER BESTS

- Points:** 30 vs. UAB, 11/22/17
- Rebounds:** 6, 3x, last vs. Tennessee, 3/24/19
- FGM:** 9 vs. UAB, 11/22/17
- FGA:** 18 at Notre Dame, 11/29/16
- 3-pt FG:** 8 at Maryland, 2/25/17
- 3-pt FGA:** 15 at Notre Dame, 11/29/16
- FTM:** 10, 2x, last vs. Nebraska, 1/6/19
- FTA:** 10, 4x, last vs. Nebraska, 1/6/19
- Assists:** 13 vs. TCU, 3/19/17
- Steals:** 6 vs. Pittsburgh, 11/27/18
- Blocks:** 1, 2x, last at Minnesota, 2/8/17
- Minutes:** 45 at Minnesota, 2/8/17



*****55 - - Luka Garza****Center****6-11, 265, Senior****Washington, D.C.****Maret School**

Hawk Items -- First player in program history to earn National Player of the Year recognition (2020)... third player in program history, and first since 1952, to earn consensus All-America first team distinction... fourth player in program history, and first since 1968, to be named Player of the Year in the Big Ten... enters senior season ranked 12th on Iowa's all-time career scoring list (1,559)... one of only six Hawkeyes in school history with 1,550 points and 650 rebounds (only Hawkeye to accomplish the feat through his junior season)... enters his senior season having scored in double figures 70 times, including 20 points or more 37 times, and registering 20 double-doubles... one of three Hawkeyes to amass more than 800 points and 350 rebounds through their sophomore season (Aaron White, Jess Settles)... one of two Hawkeyes to total 400 points and 200 rebounds as a freshman (Jess Settles)... scored 400 points as a freshman, which ranks fourth best as an Iowa rookie... shot the basketball at a 55.7 percent clip, which ranks fifth best at Iowa for a freshman... his 211 rebounds are most by an Iowa rookie, while his 32 blocked shots rank sixth... led team averaging a double-double (22.5 points and 10.3 rebounds), shooting 70 percent from the field (34-of-48) and 80 percent (21-of-26) from the free throw line, on Iowa's four-game tour in Europe in August, 2018.

2019-20 Honors -- *Sporting News, Basketball Times, ESPN, Stadium, Bleacher Report* National Player of the Year... first-team All-America by every major organization, including AP, Sporting News, USBWA, NABC to qualify for unanimous consensus All-America distinction... NABC Pete Newell Big Man of the Year recipient... Kareem Abdul-Jabbar Award Center of the Year honoree... Player of the Year in the Big Ten by the media and head coaches... Associated Press National Player of the Year runner-up... USBWA District VI Player of the Year and voted to all-district team... Wooden Award National Ballot; Naismith Trophy Finalist; Oscar Robertson Trophy Semifinalist; Lute Olson Award Finalist... Iowa Male Athlete of the Year... two-time Jay Bilas National Player of the Week (Dec. 9 and Jan. 21)... first ever Hawkeye to earn Oscar Robertson National Player of the Week (Dec. 10)... two-time Big Ten Player of the Week (Dec. 9; Jan. 20)... Andy Katz/March Madness Player of the Week (Dec. 16)... Las Vegas Invitational All-Tournament Team. **2019-20** -- Started all 31 games at center... became Iowa's single-season scoring record holder on March 3, surpassing John Johnson's previous benchmark of 699 set in 1970... only player in the country to amass 700+ points, 300+ rebounds, 50+ blocks and 35+ 3-pointers; the last three players to accomplish the feat: Frank Kaminsky (2014-15); Michael Beasley (2007-08); Kevin Durant (2006-07)... 740 points are the most points by a junior in Iowa single-season history, shattering B.J. Armstrong's previous benchmark of 592 points scored in 34 games during the 1988 season... 15 double-doubles are the most by a Hawkeye in a single season since Reggie Evans' 18 (2001-02 season)... became the 49th Hawkeye to score 1,000 points with his career-high 44-point output at #4 Michigan... his 44 points were the most in a single-game by an Iowa big man,

third most in a single-game in program history, most scored by a Hawkeye in a single-game since guard John Johnson (49) in 1970, and most scored by a visiting player in Crisler Center history... his 44-point effort at Michigan tied for the fifth highest point total in a single-game in the NCAA in 2019-20... his 38-point performance at Indiana was two points from tying an Assembly Hall record for an opposing player and is the third highest point total by a Hawkeye over the last 44 years... averaged 26.7 points, 11.1 rebounds, and 1.7 blocks in 12 games against AP Top-25 teams... only two other players over the last 15 seasons averaged 25+ points and 10+ rebounds against ranked opponents -- Kevin Durant (Texas, '06-'07) and Michael Beasley (Kansas State, '07-'08)... recorded 11 straight 20-point games against AP Top-25 teams -- the longest streak by any player in the country over the last 15 seasons... became fourth Big Ten player since 1993 to average 23 points or better in all games (Shawn Respert, Carson Edwards, Glenn Robinson)... averaged 26.2 points and 9.7 rebounds in Big Ten play, becoming the first player to average at least 26 points in Big Ten play since Purdue's Glenn Robinson in 1994 (31.1 ppg) and highest by a true center since Minnesota's Tom Kondla (28.3 ppg) in 1967... seven games with 25+ points & 10+ rebounds are the most in the Big Ten over the last 17 seasons... one of five Big Ten player since 2010-11 with multiple 30-point/10-rebound games in the same season... only player with multiple 30-point games against a single opponent this season... his 77 points against Michigan are the most by any Big Ten player versus a single opponent in regular season conference play over the last 20 seasons... first player since Ohio State's Dennis Hopson in 1987 to score 20+ points in 16 straight Big Ten games... one of two players in program history to total 35+ 3-pointers and 50+ blocks (Jarrod Uthoff, 2015 & 2016)... only player Division I player with 50+ blocks, 35+ 3-pointers, 35% 3-point shooting and 55% 2-point shooting... only Power 5 conference player -- and one of two players nationally -- to average 23+ points and 9+ rebounds... broke Iowa's 49-year old record of scoring 20 or more points in 16 straight Big Ten games and overall record of 25 games in a single-season of netting 20+ points... one of two centers in the nation to shoot 35 percent or better from 3-point range (min. 100 attempts)... posted two highest single-game scoring efforts in the Big Ten this season (44 at Michigan; 38 at Indiana)... scored 20+ points in 19-of-20 Big Ten games (at Nebraska, 16)... recorded 15 double-doubles, third most in the Big Ten and tied for the 19th most in the nation... recorded career-high 18 rebounds twice (Nebraska, Wisconsin)... grabbed 12 boards or more in 10 contests... sank a career-high 11 free throws in home win over #19 Michigan... increased his scoring average by 10.8 points and rebounding average by 5.3 boards from previous year... finished second in the NCAA with 12 games of 20+ points & 10+ rebounds; seven games of 25+ points & 10+ rebounds are the most of any player in a major conference and only Big Ten player to accomplish the feat over the last 17 seasons... ranked third nationally in points per 40 minutes (29.9)... led Big Ten in scoring and was fifth in the country (23.9); his 25 games of 20+ points tied for the second most in the nation and most in Iowa single-season history; his five 30-point games tied for 10th most... ranked sixth in the Big Ten in field goal accuracy (.542) and 50th in the NCAA... led the Big Ten in FGM (287) and FGA (530); ranked second in the nation in FGM and 11th in FGA... ranked fourth in the Big Ten and 34th in the nation in overall rebounding (9.8); ranked second in the Big Ten in offensive rebounding (3.6) and 19th nationally; recorded 15 games of 10+ rebounds... led Iowa in blocks (1.8), which ranked seventh best in the Big Ten... season canceled by Big Ten Conference and NCAA on March 12 due to concerns of coronavirus (COVID-19)... letterwinner.

CAREER STATISTICS

YEAR	GP/GS	FG-FGA	PCT	3-PT	PCT	FT-FTA	PCT	O-D=RB	AVG	PF-DI	AST	TO	BLK	STL	PTS	AVG
Fresh.	33/26	146-262	.557	16-46	.348	92-135	.681	79-132=211	6.4	80-2	35	35	32	11	400	12.1
Soph.	32/30	156-294	.531	21-72	.292	86-107	.804	59-85=144	4.5	74-1	28	42	17	10	419	13.1
Junior	31/31	287-530	.542	39-109	.358	127-195	.651	111-194=305	9.8	78-1	36	57	55	26	740	23.9
TOTALS	96/87	589-1086	.542	76-227	.335	305-437	.698	249-411=660	6.9	232-3	99	134	104	47	1,559	16.2

2018-19 Honors -- Honorable Mention All-Big Ten by the media... voted the 2K Empire Classic MVP... recipient of the Kenny Arnold Hawkeye Spirit Award.
2018-19 -- Competed in 32 games, starting 30... missed three games after suffering a sprained ankle in late-December... ranked second on the team in scoring (13.1) and fourth in rebounding (4.5)... ranked eighth in the Big Ten in free throw percentage (.804, 86-of-107)... reached 20 or more points a team-best eight times, including four straight games (at Penn State, Illinois, #6 Michigan State, at Minnesota)... reached double figures 20 times... led team in scoring nine times and blocks eight times... led Iowa in field goal percentage (.531, 156-of-294), ranking 10th in the conference... averaged 17 points and 6.5 rebounds in two wins at Madison Square Garden against #13 Oregon and UConn... posted only double-double of the season (22 points, 12 rebounds) in win at Penn State... netted a game-high 19 points in home win over #5 Michigan... reached double-digits in both NCAA Tournament games, including a game-high 20 points in Iowa's first round win over Cincinnati... became the sixth Hawkeye in history to have 20 points and seven rebounds in their NCAA Tournament debut... letterwinner.

2017-18 Honors -- Two-time Big Ten Freshman of the Week (Nov. 13 and Jan. 2)... earned the team's Newcomer of the Year Award. **2017-18** -- Competed in all 33 games, starting 26... ranked first on the team in blocked shots (32), second in rebounding (6.4), free throws made (92) and free throws attempted (135), and third in scoring (12.1)... first Hawkeye since Aaron White in 2012 to register at least four double-doubles as a freshman... posted double figures in scoring 20 times, including netting 15 points or more 13 times... led team in blocked shots and rebounding in 12 games... ranked second among Big Ten freshmen in rebounding (5.7), third in scoring (12.4), and fourth in field goal percentage (.539) in conference games only... was 16-of-39 (.410) from the foul line the first 10 games; made 76 of last 96 (.792) the last 23 games combined... led all scorers at #22/21 Michigan on Feb. 14, netting 22 points (10-16 FG, 2-2 FT)... netted a team-best 19 points, bolstered by 8-of-10 shooting from the field, against #3 Purdue... posted double-double in win over Wisconsin (17 points, 16 rebounds); the 16 rebounds are the most by a Hawkeye in a single game since Adam Woodbury snagged 18 versus Wisconsin on Feb. 24, 2016... scored 17 of his 19 points in the second half and overtime, while also snagging 11 rebounds for his team-best third double-double in a come-from-behind overtime victory at Illinois... recorded personal bests in scoring (25), blocks (5), and 3-pointers (3) in win over Northern Illinois... letterwinner.

High School -- Honored as the 2017 Gatorade D.C. Boys Basketball player of the Year... averaged 24.6 points, 11.7 rebounds, 2.5 blocks, and 1.1 assists as a senior to lead No. 17 Maret (26-5) to the championship game of the Mid-Atlantic Athletic Conference and the D.C. State Athletic Association playoffs... ranked No. 98 by ESPN.com and No. 93 by 247Sports.com... first team All-Met honoree as a senior... shot 69 percent from the field, including 48 percent from 3-point range as a senior... in his final game for the Frogs, Garza posted 37 points and 17 rebounds in a 77-66 loss to Gonzaga in the DCSAA final... named MVP of three All-Star games: Crab Ball Classic (27 points, 13 rebounds), Triple Threat Classic (22 points, 12 rebounds), and The Capital Classic (18 points, 14 rebounds)... leaves as the school's all-time leading scorer with 1,993 points... averaged 24.5 points, 12.6 rebounds, and 2.6 blocks as a junior... averaged 19.8 points and 9.8 rebounds his sophomore campaign... helped Maret earn back-to-back conference championships (22-8 in 2014 and 22-5 in 2015)... recognized as the 2014-15 Washington Post All-Met Most Improved Player... averaged 11.3 points and 6.5 rebounds in the 2016 EYBL.

Personal -- Born 12/27/98... economics major... parents are Frank and Sejla Garza... has one sister, Tesa... father played basketball at the University of Idaho... mother was a member of a Yugoslavian national basketball team... grandpa, James Halm, played basketball at the University of Hawai'i... uncle Teoman Alibegovic played basketball at Oregon State and is the Slovenian national team's all-time leading scorer... cousin Omar Alibegovic played at St. John's... family is from Bosnia and Herzegovina... high school coach was Chuck Driesell... AAU coach was Keith Stevens.

GARZA'S FAVORITES

- Movie:** Godfather(s)
- TV Show:** *Game of Thrones*
- Snack:** BBQ chips
- Hobbies:** Play the Viola
- Restaurant:** Euro Foods
- Band/Musician(s):** Drake
- Pro Team:** Los Angeles Lakers
- Technological Gadget:** iPhone
- Celebrity:** LeBron James and Drake
- Class:** Math
- Video Game:** Fortnite

CAREER BESTS

- Points:** 44 at Michigan, 12/6/19
- Rebounds:** 18, 2x, last vs. Wisconsin, 1/27/20
- FGM:** 17 at Michigan, 12/6/19
- FGA:** 32 at Michigan, 12/6/19
- 3-pt FG:** 4 vs. Illinois, 2/2/20
- 3-pt FGA:** 9 vs. Illinois, 2/2/20
- FTM:** 11 vs. Michigan, 1/17/20
- FTA:** 14 vs. Penn State, 1/4/20
- Assists:** 4 vs. Ohio State, 2/20/20
- Steals:** 4 vs. Purdue, 3/3/20
- Blocks:** 5, 2x, last vs. Cincinnati, 12/21/19
- Minutes:** 40 at Illinois, 3/8/20





*30 -- Connor McCaffery

Guard/Forward

6-5, 205, Redshirt Junior

Iowa City, Iowa

West HS



Hawk Item -- Two-sport athlete (baseball and basketball).

2019-20 Honors -- Iowa's Male Big Ten Sportsmanship Award honoree... Big Ten Distinguished Scholar... Academic All-Big Ten honoree... CoSIDA Academic All-District First-Team recognition... Fall and Spring Semester Dean's List honoree. 2019-20 -- Started all 31 games... play four different positions (1-4)... led the NCAA in assist-to-turnover ratio (4.6; 124 assists, 27 turnovers)... posted 193 points, 124 rebounds, a single-season high 124 assists, 35 steals, and 27 turnovers; he is the only Division I player dating back to 1993, with 175+ points, 120+ assists, 120+ rebounds, 25+ steals, and 27 or fewer turnovers in a single-season... only player in the country with more than 120 assists and less than 30 turnovers... only player nationally to average at least six points, four rebounds, four assists, and less than one turnover per game... tallied 33 assists and only four turnovers over the last six games of the year, spanning 197 minutes... led team and tied for seventh in the conference in assists (4.0) and tied for 10th in steals per game (1.1)... reached double figures in scoring six times and led team in assists a team-best 15 times... recorded three seven-assists/zero-turnover performances in last 10 games, boasting a 6.85 assist-to-turnover ratio (48 assists, seven turnovers) in that span (322 minutes)... equaled a career high with eight assists to go along with 10 points and five rebounds at #23 Illinois... recorded seven assists on the road at #24 Michigan State, while adding career-high three steals and 11 points... posted 12 games with zero turnovers and 11 games of five or more rebounds... registered Iowa's two highest plus/minus' of the season: +40 vs. Kennesaw State, +32 vs. Minnesota... grabbed career-high 13 rebounds in win over #19 Michigan -- the second highest total by a Hawkeye this season... netted a season-high 15 points against San Diego State... tied career-high three 3-pointers made in home win over #19 Illinois... season canceled by Big Ten Conference and NCAA on March 12 due to concerns of coronavirus (COVID-19)... letterwinner.

2018-19 Honors -- Academic All-Big Ten honoree... shared the team's Academic Excellence Award with Michael Baer. 2018-19 -- Competed in 34 games... averaged 4.4 points, 1.4 rebounds, and 3.0 assists... finished second on the team in assists (3.1), which tied for 12th most in the Big Ten... led team in assists 15 times and steals five times... netted double figures three times... ranked fifth in the Big Ten and 50th nationally in assist-to-turnover ratio (2.37)... credited with the assist on Iowa's three clutchest moments of the season (vs. Northwestern, at Rutgers, vs. Indiana)... tallied a season-best 19 points, bolstered by 9-of-11 at the free throw line, in 2K Empire Classic title game versus Connecticut... made 8-of-8 free throws down the stretch in win over in-state rival Iowa State... credited with a career-high eight assists twice, both against Illinois... registered a career-high three steals in road win over Indiana... recorded a team-high five assists in comeback home win over Northwestern, including the game-winning inbounds pass to Jordan Bohannon in the final second... letterwinner.

2017-18 Honors -- Fall Dean's List honoree... co-winner of the team's Academic Excellence Award. 2017-18 -- Played limited minutes in only four games with Iowa winning all four contests... missed first two games of the

season due to sprained ankle... missed following eight contests due to mononucleosis... missed final 19 games after undergoing tonsillectomy on Dec. 26... played in first collegiate game on Dec. 10 in win over Southern University, collecting five points, four assists, three rebounds, and one steal... letterwinner.

High School -- Competed in seven Iowa state tournaments during his prep career at Iowa City West High School in basketball (4) and baseball (3)... four-year starter leading West HS to the state tournament all four years... led West HS as team captain to a 23-3 season and a Class 4A Basketball state title as a senior... led team in scoring (19.6 ppg) and rebounds (4.8 rpg), while also averaging 3.7 assists, and 1.8 steals per game his senior campaign... shot the basketball at a 52 percent clip from the field and 84 percent from the foul line as a senior... 2017 Des Moines Register Boys Basketball Player of the Year, Gazette-area Player of the Year, All Iowa Player of the Year, Conference Player of the Year, and State Tournament Most Valuable Player... ranked No. 90 by ESPN.com and No. 116 by Rivals.com... paced West with 19 points and eight rebounds in 2017 state title game win over West Des Moines Valley and was named captain of the 4A all-tournament team... named to the Des Moines Register's All-Iowa Elite Team... averaged 15.5 points, 4.9 assists, and 3.5 rebounds leading his team to a Class 4A Basketball runner-up finish as a junior... hit .407 for West's state runner-up baseball team his junior year... led team with eight home runs and four triples to go along with 33 RBI and 10 doubles in 2016... member of the National Honor Society... academic all-state.

Personal -- Born 7/13/98... finance major... parents are Fran and Margaret McCaffery... has three younger siblings, Patrick, Marit, and Jonathan... father is Iowa's head men's basketball coach and played basketball at Wake Forest and Penn... mother was an All-American basketball player at Notre Dame... high school coach was Steve Bergman.

MCCAFFERY'S FAVORITES

Movie(s): Goodwill Hunting, Rocky

TV Show(s): Prison Break, Blacklist

Snack: Popcorn

Hobbies: Playing video games, watching Netflix

Website: Nike.com

Restaurant: Maggiano's

Band/Musician(s): Drake

Pro Team: Philadelphia Phillies

Technological Gadget: iPhone

Celebrity: Matt Damon

CAREER BESTS

Points: 19 vs. Connecticut, 11/16/18

Rebounds: 13 vs. Michigan, 1/17/20

FGM: 5, 2x, last vs. San Diego State, 11/29/20

FGA: 8, 6x, last vs. Purdue, 3/3/20

3-pt FG: 3, 2x, last vs. Illinois, 2/2/20

3-pt FGA: 8 vs. Purdue, 3/3/20

FTM: 9 vs. Connecticut, 11/16/18

FTA: 11 vs. Connecticut, 11/16/18

Assists: 8, 3x, last at Illinois, 3/8/20

Steals: 3, 6x, last at Michigan State, 2/25/20

Blocks: 1, 6x, last vs. Kennesaw State, 12/29/20

Minutes: 39 at Minnesota, 2/16/20

CAREER STATISTICS

Table with 17 columns: YEAR, GP/GS, FG-FGA, PCT, 3-PT, PCT, FT-FTA, PCT, O-D=RB, AVG, PF-DI, AST, TO, BLK, STL, PTS, AVG. Rows include Fresh, RS-Fresh, Soph, and TOTALS.

****10 - - Joe Wieskamp**

Guard/Forward
6-6, 212, Junior
Muscataine, Iowa
Muscataine HS



Hawk Items -- Started all 66 games of his collegiate career... enters his junior season having scored in double figures 45 times, including 20 points or more 10 times, and registering three double-doubles... enters his junior season with an active 22 straight free throws made streak... one of only two Hawkeyes to amass more than 800 points, 350 rebounds, 75 assists, 50 steals, and 25 blocks through his sophomore season (Aaron White)... his 85.6 free throw percentage in 2019-20 rank as third best in a single-season for an Iowa sophomore... his 388 points in 2018-19 rank seventh best in a single season for an Iowa freshman in program history... his 59 3-pointers and 42.4 percent from 3-point range both rank second best by an Iowa freshman... his 76.7 percent shooting from the free throw line and 172 rebounds rank fourth and ninth best, respectively, for an Iowa rookie.

2019-20 Honors -- All-Big Ten Third Team honoree... voted to the 10-player USBWA All-District Team... recognized on the 10-player Preseason All-Big Ten Team by the media... one of 10 finalists for the 2020 Jerry West Shooting Guard of the Year Award... Academic All-Big Ten honoree... Spring Semester Dean's List honoree. **2019-20** -- Started all 31 games... second-leading scorer (14.0) and rebounder (6.1) on the team, ranking ninth in the Big Ten scoring and 14th in rebounding... ranked first in Big Ten free throw accuracy (.856; 95-of-111)... finished the season making 22 straight free throws, dating back to second half of road game at Indiana (Feb. 13)... made a team-best 52 3-pointers, tying for 13th in the Big Ten in 3-pointers made per game (1.7)... netted double figures 24 times... recorded three double-doubles... led team in steals 10 times... drained 100th career 3-pointer in win over No. 24 Rutgers... reached double digits in 13 straight games from Dec. 9 to Feb. 2... recorded 10 points and seven boards against Purdue in Iowa's home finale... made all six free throw attempts in a 13-point/6-rebound performance in home win over #16 Penn State... netted 20 of his career-high 30 points in the second half in home victory over Nebraska... registered three double-doubles in January (#21 Penn State, #12 Maryland, Wisconsin)... scored 18 of his 26 points in the first half in win over #12 Maryland, while tying career-high 11 rebounds... season canceled by Big Ten Conference and NCAA on March 12 due to concerns of coronavirus (COVID-19)... letterwinner.

2018-19 Honors -- All-Big Ten Freshman Team honoree... earned the team's Newcomer of the Year Award... two-time Big Ten Freshman of the Week (Jan. 21, Feb. 4). **2018-19** -- Started all 35 games... led the team and finished second in the Big Ten in 3-point field goal percentage (.424, 59-of-139)... ranked third on the team in scoring (11.1) and steals (32), and second in rebounding (4.9)... reached double figures 19 times... led team in steals 11 times... made five or more 3-pointers three times (Savannah State, Illinois, Ohio State)... banked in a buzzer-beating corner 3-pointer to win at Rutgers... tied a personal-best 24 points (8-8 FG, 6-6 3FG, 2-2 FT), tying Jeff Horner (2004, vs. Penn State) and Jim Bartles (1995, at Ohio State) for Iowa's program record for 3-point percentage in a single game versus Illinois... joined Michigan's Nik Stauskas (2012-13) and Ohio State's D'Angelo Russell (2014-15), who are currently in the NBA, as the only Big Ten freshmen to go 6-of-6 or better from 3-point range in a game over the last 10 seasons... recorded first career double-double (18 points, 11 rebounds) in win over Pittsburgh in the ACC/Big Ten Challenge... became one of five freshmen over the last five seasons to

record 16 or more points, seven or more rebounds, and five or more steals versus a ranked opponent in home win over #5 Michigan... reached double-digits in both NCAA Tournament games (Cincinnati, Tennessee) and going a perfect 8-for-8 from the free throw line against #6 Tennessee... became the first Hawkeye freshman with at least 19 points and five rebounds in an NCAA Tournament game since Guy Rucker had 19 points and five rebounds against Virginia in the first round in 1997... letterwinner.

High School -- Became the state of Iowa's all-time high school leading scorer on Feb. 6, 2018... two-time Iowa Gatorade Player of the Year and first team all-state honoree (2017 and 2018)... first Gatorade Player of the Year honoree from Muscatine HS... school record holder in career points (2,376), points in a single-game (54), 3-pointers in a single-season (62), scoring average (26.1 ppg), and career rebounds (908)... tallied 46 career double-doubles... recorded double figures in 88-of-91 games, including his last 62 contests... shot at a 53.4 percent clip from the field and 80 percent from the free throw line during his career... led Muscatine HS to its first state tournament in 16 years as a senior in 2018... four-time first-team All-MAC Player... made a school-record 62 3-pointers as a junior... team captain his junior and senior years... ranked 42nd and 71st by Rivals and ESPN, respectively... averaged 18.6 points as a freshman, 21.6 points as a sophomore, 30.4 points as a junior, and 33.5 points as a senior... 2017 All-Iowa Boys Basketball Elite Team (*Des Moines Register*)... MAC Player of the Year as a junior... 2018 *Des Moines Register* Basketball Player of the Year... played on the Iowa Barnstormers AAU program... member of the Adidas US-Select Team... NBPA Top 100 All-Tournament Team... boasted a 4.0 GPA... National Honor Society member... Fellowship of Christian Athletes.

Personal -- Born 8/23/99... finance major... parents are Stephen and Dana Wieskamp... mother, Joy, is a University of Iowa graduate... has three brothers... high school coach was Gary Belger... AAU coach was K.C. Schmitt... trained under Scott Morel and Jordan Delp.

WIESKAMP'S FAVORITES

- Movie:** *Hacksaw Ridge*
- TV Show:** *Prison Break, Shooter*
- Actor:** Adam Sandler
- Pro Team(s):** Indianapolis Colts
- Band:** Rascal Flatts
- Dessert:** Chocolate Chip Cookies
- Book:** *Summer Ball*
- Video Game:** *Fortnite*
- Class:** Math
- Pro Athlete:** LeBron James
- Holiday:** Christmas

CAREER BESTS

- Points:** 30 vs. Nebraska, 2/8/20
- Rebounds:** 11, 2x, last vs. Maryland, 1/10/20
- FGM:** 10, 2x, last vs. Nebraska, 2/8/20
- FGA:** 23 at Nebraska, 1/7/20
- 3-pt FG:** 6 vs. Illinois, 1/20/19
- 3-pt FGA:** 10, 2x, last at Nebraska, 1/7/20
- FTM:** 9 vs. Michigan, 1/17/20
- FTA:** 10 vs. Michigan, 1/17/20
- Assists:** 4, 3x, last vs. Rutgers, 1/22/20
- Steals:** 5 vs. Michigan, 2/1/19
- Blocks:** 2, 6x, last vs. Minnesota, 12/9/19
- Minutes:** 40 at Nebraska, 3/10/19

CAREER STATISTICS																
YEAR	GP/GS	FG-FGA	PCT	3-PT	PCT	FT-FTA	PCT	O-D=RB	AVG	PF-DI	AST	TO	BLK	STL	PTS	AVG
Fresh.	35/35	125-256	.488	59-139	.424	79-103	.767	48-124=172	4.9	65-0	39	38	16	31	388	11.1
Soph.	31/31	144-337	.427	52-150	.347	95-111	.856	45-143=188	6.1	45-0	49	50	15	32	435	14.0
TOTALS	66/66	269-593	.454	111-289	.384	174-214	.813	93-267=360	5.5	110-0	88	88	31	63	823	12.5

***5 -- CJ Fredrick****Guard****6-3, 195, Redshirt Sophomore****Cincinnati, Kentucky****Covington Catholic HS**

Hawk Items -- His 46.1 percent shooting from 3-point range in 2019-20 is tops in a single-season by an Iowa freshman, while his 47 triples made tie for fourth most in a single-season by an Iowa freshman.



2019-20 Honors -- All-Big Ten Freshman Team honoree... voted to the Las Vegas Invitational All-Tournament Team... named Big Ten Freshman of the Week (Jan. 20). **2019-20** -- Competed in 25 games, missing six full games and two second halves due to different injuries... one of only three players nationally -- and only player from a major conference dating back to 1993 -- with 65+ assists, 32 or fewer turnovers, and shoot 46 percent or better from 3-point range... Iowa's third-leading scorer (10.2) and ranked sixth among Big Ten freshmen... shot a Big Ten-best 46.1 percent (47-of-102) from 3-point range... netted a season-high 21 points three times (Cal Poly, Cincinnati, Michigan... reached double figures in 13 contests... tied for 11th in the conference in 3-pointers made per game (1.9)... his 2.7 assists per game average tied for third most among Big Ten rookies... tallied five assists in six games... averaged 13 points per game on 60 percent shooting (9-of-15) and 3.5 assists per game in two games at the Las Vegas Invitational... made three or more 3-pointers in six games... matched season-high 21 points in win over #19 Michigan, aided by three 3-pointers and a season-high six free throws made... season canceled by Big Ten Conference and NCAA on March 12 due to concerns of coronavirus (COVID-19)... letterwinner.

2018-19 -- Redshirted.

High School -- Named the 2018 Kentucky Gatorade Player of the Year after leading Covington Catholic High School to a state championship and a 35-4 record as a senior... scored 111 points (27.8 points), including two 32-point outbursts, while shooting 63 percent from the field (35-of-55) during the state tournament... set single-season school records for points (900), field goals made in a season (315), and 3-pointers made (107)... his 23.1 scoring average as a senior is second best while his 48.4 3-point percentage ranks third best in school history... 1,651 career points ranks fourth best in school history, while his career scoring average of 17.8 ranks third... team

captain as a junior and senior... averaged 19.7 ppg, 3.2 rpg, and 1.5 spg in 19 games as a junior... helped his high school team to district championship and regional runners-up honors in 2017... made 134-of-246 field goal attempts (.545), including 38-of-94 (.404) from 3-point range as a junior... averaged 10.7 ppg, 2.7 rpg, and 1.6 apg as a sophomore... 2017 Most Outstanding Player 35th District Boys Basketball Tournament... helped his team place third at the 2016 King of the Bluegrass Tournament, while earning all-tournament team accolades... played on the Indian Elite AAU squad... 2016 and 2017 All-Conference Division 1 All-Star Team... 2016 and 2017 Northern Kentucky Coaches Association All-Star Team... 2017 Adidas AAU No. 1 Class of 2018 Top 3-Point Percentage Shooter (.506).

Personal -- Born 7/10/99... sports and recreation management major... parents are Chuck and Laura Fredrick... has one sister, Julia... high school coach was Scott Ruthsatz... AAU coach was Mike Fox... uncle Joe played for Fran McCaffery when he was an assistant coach at Notre Dame.

FREDRICK'S FAVORITES

Class: English
TV Show: *The Office*
Movie: *Coach Carter*
Dessert: Cookie Cake
Pro Team(s): Cincinnati Bengals, LA Lakers
Hobbies: Hanging with friends
Video Game: Fortnite
Band/Musician(s): Drake
Holiday: Christmas
Book: Linsanity
Celebrities: LeBron James
Technological Gadget: iPhone

CAREER BESTS

Points: 21, 3x, last vs. Michigan, 1/17/20
Rebounds: 5 vs. Oral Roberts, 11/15/19
FGM: 7 vs. Cal Poly, 11/24/19
FGA: 12 at Maryland, 1/30/20
3-pt FG: 5 vs Cal Poly, 11/24/19
3-pt FGA: 8 at Maryland, 1/30/20
FTM: 6, 2x, last vs. Michigan, 1/17/20
FTA: 8 vs. Cincinnati, 12/21/19
Assists: 5, 6x, last vs. Purdue, 3/3/20
Steals: 2, 4x, last at Northwestern, 2/14/20
Blocks: 1, 5x, last vs. Penn State, 1/29/20
Minutes: 38 vs. Michigan, 1/17/20

CAREER STATISTICS

YEAR	GP/GS	FG-FGA	PCT	3-PT	PCT	FT-FTA	PCT	O-D=RB	AVG	PF-DI	AST	TO	BLK	STL	PTS	AVG
Fresh.	25/25	87-180	.483	47-102	.461	35-44	.795	16-32=48	1.9	43-0	69	32	5	17	256	10.2

****2 -- Jack Nunge**

Forward
6-11, 245, Redshirt Sophomore
Newburgh, Indiana
Castle HS



Hawk Items -- Averaged 6.8 points, 5.3 rebounds, 2.25 assists, a team-best 1.75 blocks, and 1.5 steals on Iowa's four-game tour in Europe in August, 2018.

2019-20 Honors -- Academic All-Big Ten honoree. **2019-20** -- Started first five games of the season... granted medical hardship waiver after suffering a season-ending ACL injury (right knee) versus Cal Poly on Nov. 24... recorded first career double-double (14 points, 10 rebounds) in win over Oral Roberts... tallied 11 points and seven rebounds in victory over North Florida... letterwinner.

2018-19 -- Redshirted... Academic All-Big Ten honoree... Spring Dean's List honoree.

2017-18 Honors -- Fall Dean's List honoree. **2017-18** -- Saw action in all 33 games, including 14 starts... ranked second on the team in blocked shots (25), fourth in steals (21), and fifth in scoring (5.7)... posted double figures in scoring seven times... led team in blocked shots nine times and steals in six games... led team in scoring, netting a season-best 18 points, while also grabbing a team-best five rebounds at #14 Ohio State... led team in blocks (2), while also making two 3-pointers and grabbing three rebounds in win over Minnesota... scored 11 points and denied a game and personal-best four shots in win over Southern University... grabbed a game-high eight rebounds to go along with 16 points at Iowa State... netted 12 points and snagged a team-best six rebounds at Indiana... rejected a game-best three shots and made only field goal attempt versus Penn State... netted double figures in three of Iowa's first six games (Chicago State, Grambling State, South Dakota State)... scored 14 points versus South Dakota State... posted season bests in scoring (17), rebounding (7), and 3-pointers made (3) in win over Grambling State... letterwinner.

High School -- Ranks third in Castle High School career scoring with 1,376 points... shot the basketball at a 60 percent clip from the field, including 40 percent from 3-point range, and 80 percent from the foul line as a prep... averaged 22.8 points, 11.6 rebounds, 3.5 blocks, and two steals per game as a senior... ranked No. 147 by Rivals.com... one of four finalists for Mr. Basketball in the state of Indiana in 2017... posted a team-best 19 double-doubles and had six games of 30+ points his senior campaign... led his high school team to an undefeated regular-season

league championship, won the SIAC tournament title, Toyota Classic Tournament championship, and sectional and regional titles while going 24-4 his senior season... two-time first team ALL-SIAC and team MVP (junior and senior years)... three-time team captain... 2017 All-Metro (Evansville) Player of the Year... first team all-state, IBCA Supreme 15 Senior All-State team honoree, team captain of the Indiana All-Stars as a senior... earned first-team All-SIAC, IBCA Supreme 15 Underclassmen, and Indiana All Star-Core 6 honors following his junior campaign... re-corded a team-best 18 double-doubles, and averaged 19.3 points (FG%: 57%, 3-pt FG%: 43%, FT%: 81%), 11.4 rebounds, and 3.7 blocks per game his junior season... also excelled in the classroom, boasting a 3.98 grade point average, ranked 20th in his class, and earned the Scholastic "C" Award all four years... member of the National Honor Society and Student Council... played with the Pocket City AAU basketball team.

Personal -- Born 2/20/99... accounting major... parents are Beth and the late Mark Nunge... has four siblings, Rebecca, Jessica, Joey, and Bobby... father, Mark, played basketball at the University of Rochester... mother, Beth, played basketball and softball at Central College... sister, Jessica, is a freshman volleyball athlete at Florida State University... high school coach was Brian Gibson... AAU coach was N.D. Kendrick.

NUNGE'S FAVORITES

- Movie:** *Shawshank Redemption*
- TV Show:** *Game of Thrones*
- Pro Team(s):** Indianapolis Colts
- Snack:** Oranges
- Restaurant:** Pancheros
- Hobby:** Playing Golf
- Technological Gadget:** MacBook
- Celebrity:** Kevin Durant
- Candy:** Rolos
- Book:** The Hunger Games
- Class:** Math

CAREER BESTS

- Points:** 18 at Ohio State, 2/10/18
- Rebounds:** 8 at Iowa State, 12/7/17
- FGM:** 7 at Iowa State, 12/7/17
- FGA:** 14 at Iowa State, 12/7/17
- 3-pt FG:** 3 vs. Grambling State, 11/16/17
- 3-pt FGA:** 5, 2x, last at Iowa State, 12/7/17
- FTM:** 6, 2x, last vs. Southern, 12/10/17
- FTA:** 7 vs. Chicago State, 11/10/17
- Assists:** 6 vs. Savannah State, 11/13/16
- Steals:** 4 vs. Chicago State, 11/10/17
- Blocks:** 4 vs. Southern, 12/10/17
- Minutes:** 28 vs. Louisiana, 11/20/17

CAREER STATISTICS																
YEAR	GP/GS	FG-FGA	PCT	3-PT	PCT	FT-FTA	PCT	O-D=RB	AVG	PF-DI	AST	TO	BLK	STL	PTS	AVG
Fresh.	33/14	66-149	.443	19-57	.333	37-49	.755	35-56=91	2.8	38-0	34	32	25	21	188	5.7
Soph.	5/5	12-33	.364	3-14	.214	3-4	.750	7-16=23	4.6	7-0	9	6	0	1	30	6.0
TOTALS	38/19	78-182	.429	22-71	.310	40-53	.755	42-72=114	3.0	45-0	43	38	25	22	218	5.7



*1 -- Joe Toussaint

Guard

6-0, 190, Freshman

Bronx, New York

Cardinal Hayes HS



Hawk Items -- Enters his sophomore season having scored in double figures seven times and an active 17 straight free throws made streak.

2019-20 -- Competed in all 31 contests, starting the last 20... averaged 6.5 points, 2.9 assists, 2.0 rebounds, and a team-best 1.2 steals... made 83 percent (54-of-65) from the free throw line... scored in double figures seven times, led team in assists nine times and steals eight times... started first career game in win over Cincinnati... made 17 straight free throws (Jan. 27-March 8)... netted 14 points at #23 Illinois... scored 13 points, bolstered by sinking all nine free throw attempts, against San Diego State... dished out a personal-best eight assists in home win over #16 Penn State... tied for seventh in the Big Ten in steals per game (1.2)... his 2.9 assists per game tied for the 16th most in the conference and the second most by Big Ten freshmen... named Big Ten Freshman of the Week (Jan. 6) after recording personal-best 18 points against #21 Penn State behind a 16-point outburst in the second half... posted personal bests in assists (7) and steals (5) in second career start against Kennesaw State; marking the 11th time a player in the Coach McCaffery era recorded at least five steals... snagged a personal-best eight rebounds in win over Cal Poly... season canceled by Big Ten Conference and NCAA on March 12 due to concerns of coronavirus (COVID-19)... letterwinner.

High School -- Finalist for 2019 Mr. Basketball in the state of New York... Cardinal Hayes HS all-time leading scorer... averaged 22.5 points, 5.3 assists, 4.7 rebounds, and 1.7 steals helping lead Cardinal Hayes High School to a 21-8 record and a berth in the 2018 Catholic High School Athletic Association (CHSAA) semifinals... helped lead Cardinal Hayes HS to its first CHSAA city championship on the "AA" level since 1990 in 2017, earning MVP honors as a sophomore... enters his senior year with 1,059 points, 279 assists, 202 rebounds, 112 steals... No. 5 ranked player in the state of New York, according to

247Sports... played with the PSA Cardinals on the Nike EYBL circuit, averaging 5.7 points and 4.2 assists per game helping lead the team to a berth at the 2018 Nike Peach Jam... averaged 5.4 points, 3.4 assists, and three rebounds in five games at the Nike Peach Jam... selected to participate in the Pangos All-American Camp and the NBPA Top 100 Camp along with Iowa classmate Patrick McCaffery... competed on PSA Cardinals AAU team.

Personal -- Born 10/6/00... open major... mother is Satuyee Toussaint... has three siblings, Christopher, Brian, and Ashley... high school coach was Joe Lods... AAU coach was Terrance "Munch" Williams.

TOUSSAINT'S FAVORITES

Movie(s): Rush Hour(s), Little Man, Good Burger, Friday(s)

TV Show(s): Power, Empire, Star

Snack: Oreo, Twinkies

Hobbies: Playing 2K on PS4

Website: YouTube

Restaurant: Shake Shack

Band/Musician(s): Lil Baby, Meek Mil

Pro Team: Los Angeles Lakers

Technological Gadget: iPhone

Celebrity: LeBron James, Kyrie Irving

CAREER BESTS

Points: 18 vs. Penn State, 1/4/20

Rebounds: 8 vs. Cal Poly, 11/24/19

FGM: 7 at Nebraska, 1/7/20

FGA: 18 at Nebraska, 1/7/20

3-pt FG: 2, 4x, last at Illinois, 3/8/20

3-pt FGA: 5 at Nebraska, 1/7/20

FTM: 9 vs. San Diego State, 11/29/19

FTA: 9 vs. San Diego State, 11/29/19

Assists: 8 vs. Penn State, 2/29/20

Steals: 5 vs. Kennesaw State, 12/29/19

Blocks: 1, 2x, last at Purdue, 2/5/20

Minutes: 34 at Nebraska, 1/7/20

CAREER STATISTICS

YEAR	GP/GS	FG-FGA	PCT	3-PT	PCT	FT-FTA	PCT	O-D=RB	AVG	PF-DI	AST	TO	BLK	STL	PTS	AVG
Fresh.	31/20	68-180	.378	11-37	.297	54-65	.831	20-42=62	2.0	62-1	90	62	2	36	201	6.5



***22 -- Patrick McCaffery**

Forward
6-9, 200, Redshirt Freshman
Iowa City, Iowa
West HS



Hawk Item -- Granted retired uniform #22 by lettermen and All-American Bill Seaberg (1954-56) in honor of Austin "Flash" Schroeder, who passed away in 2015.

2019-20 -- Saw limited action in two games... missed the remainder of the season due to health and wellness.

High School -- Iowa City West High School's all-time leading scorer... finalist for 2019 *Des Moines Register's* All-Iowa Boys' Basketball Player of the Year... finalist for the 2019 Cedar Rapids Gazette Male Athlete of the Year... ranked as the 60th-best recruit in the nation according to ESPN.com... helped lead West HS to the 2017 4A State Championship; state runner-up finishes in 2016 and 2018; state tournament appearance in 2019... won a combined 86 games during his four-year career, winning 21 or more games all four seasons... two-time team captain (2018, 2019)... first team all-state, all-conference, and all-sub state as a junior and senior... second team all-state, first team all-conference, and first team all-sub state as a sophomore... averaged 25.1 points per game (58.2 field goal percentage) and 7.6 rebounds as a senior, 19.9 points and six rebounds per game as a junior, and 13.8 points and five rebounds as a sophomore... shot better the basketball better than 50 percent during his prep career... three-year starter and four-year letterwinner... member of the USA Basketball 3-on-3 Youth Olympics team that competed in Brazil in October, 2018... invited for USA Basketball U18 Trials... selected to compete for the US All-Stars at the Capital Hoops Classic in Washington, D.C., registering 10 points, five rebounds, and two assists in a starting role... competed on D1 Minnesota's AAU team the summer of 2019.

Personal -- Born 3/20/00... sport and recreation management major... parents are Fran and Margaret McCaffery... has three siblings, Connor, Marit, and Jonathan... father is Iowa's head men's basketball coach and played basketball at Wake Forest and Penn... mother is an All-American basketball player at Notre Dame... older brother Connor is a redshirt sophomore teammate... high school coach was Steve Bergman.

MCCAFFERY'S FAVORITES

- Movie(s):** Rocky Series, Creed
- TV Show(s):** Entourage, The Office, 24
- Snack:** Fruit snacks, Cheese-It
- Hobbies:** Watching TV, playing 2K
- Website:** YouTube
- Restaurant:** Pancheros
- Band/Musician(s):** Drake
- Pro Team:** Any team with LeBron James
- Technological Gadget:** iPhone
- Celebrity:** Drake, LeBron James, Anna Kendrick

MCCAFFERY'S CAREER STATISTICS

YEAR	GP/GS	FG-FGA	PCT	3-PT	PCT	FT-FTA	PCT	O-D=RB	AVG	PF-DI	AST	TO	BLK	STL	PTS	AVG
Fresh.	2/0	3-10	.300	0-4	.000	0-0	.000	2-3=5	2.5	2-0	1	0	0	1	6	3.0

ASH'S CAREER STATISTICS

YEAR	GP/GS	FG-FGA	PCT	3-PT	PCT	FT-FTA	PCT	O-D=RB	AVG	PF-DI	AST	TO	BLK	STL	PTS	AVG
Fresh.	9/0	5-18	.278	5-16	.313	0-1	.000	0-5=5	0.6	1-0	4	0	0	3	15	1.7
Soph.	9/0	3-12	.250	3-11	.273	3-4	.750	0-5=5	0.6	3-0	2	2	0	3	12	1.3
TOTALS	18/0	8-30	.267	8-27	.296	3-5	.600	0-10=10	0.6	4-0	6	2	0	6	27	1.5

****13 -- Austin Ash**

Guard
6-3, 179, Redshirt Junior
Cedar Rapids, Iowa
Mount Vernon HS



Hawk Item -- Non-scholarship athlete... averaged 2.8 points and 1.8 rebounds in 12 total minutes of action on Iowa's four-game tour in Europe in August, 2018.

2019-20 -- Saw limited action in nine contests... set season highs in minutes (9), points (8), 3-pt FGM (2), and 3-pt FGA (5) in home win over Nebraska... posted career highs in steals (2) and rebounds (2) to go along with one point and an assist at Indiana... made 3-of-4 free throw attempts... season canceled by Big Ten Conference and NCAA on March 12 due to concerns of coronavirus (COVID-19)... letterwinner.

2018-19 Honors -- Academic All-Big Ten honoree. **2018-19** -- Saw limited action in nine games... netted first career points in win over Alabama State... scored a personal-best nine points to go along with two assists and a steal in 19 minutes of action in victory over Savannah State... competed in both Big Ten Tournament games against Illinois and Michigan... letterwinner.

2017-18 -- Spring Dean's List honoree... redshirted.

High School -- First team all-conference, all-district and second team all-state his senior year on the Mount Vernon men's basketball team... averaged 23 points, 6.4 rebounds, 3.5 assists, 2.5 steals, and one block as team captain his senior season... holds the school record for most 3-pointers made in a career (140)... second team all-conference, averaging 16 points, three assists, 2.6 rebounds, and 1.5 steals, while helping lead his team to the conference championship as a junior... honorable mention all-conference, averaging nine points, 1.7 rebounds, 1.5 assists, and one steal his sophomore campaign... member of the Iowa Barnstormers AAU squad... 2015 Hardwood Classic 3-Point Champion... Iowa Honor Roll student... competed one season on the men's golf team.

Personal -- Born 6/9/98... sport and recreation management major... parents are Carey and Jean Ash... has an older sister, Emily... high school coach was Ed Timm.

ASH'S FAVORITES

- Class:** Math
- TV Show:** How I Met Your Mother
- Dessert:** Brownies
- Pro Team(s):** L.A. Lakers and Green Bay Packers
- Hobbies:** Bowling, golf, and playing cards
- Video Game:** NBA 2K19
- Band/Musician(s):** Black Eyed Peas
- Holiday:** Christmas
- Book:** Hatchet
- Celebrities:** Will Ferrell and Jennifer Aniston



****0 -- Michael Baer**

Forward
6-7, 215, Redshirt Junior
Bettendorf, Iowa
Bettendorf HS



Hawk Item -- Non-scholarship athlete... two-time Big Ten Distinguished Scholar... served as a student manager as a freshman in 2017-18.

2019-20 Honors -- Academic All-Big Ten honoree... Big Ten Distinguished Scholar... Spring Semester Dean's List honoree. **2019-20** -- Saw limited action in four games... scored two points and grabbed a career-high three rebounds in win over Kennesaw State... season canceled by Big Ten Conference and NCAA on March 12 due to concerns of coronavirus (COVID-19)... letterwinner.

2018-19 Honors -- Academic All-Big Ten honoree... Big Ten Distinguished Scholar... Spring Dean's List honoree... shared the team's Academic Excellence Award with Connor McCaffery. **2018-19** -- Saw limited action in nine games... made Iowa's record-breaking 19th three-pointer in win over Savannah State, which established a new school record for three-pointers made in a single game... netted three points in two games (Alabama State, Savannah State)... letterwinner.

High School -- Senior captain on Bettendorf High School's boys basketball team in 2017... averaged 3.9 points, 2.6 rebounds, 1.3 assists on Bettendorf's conference championship team that won 18 games... academic all-conference as a junior and senior... Academic All-District as a senior... AP Scholar with Honors as a senior... National Honor Society member... student council representative.

Personal -- Born 4/2/99... management major... parents are John and Joy Baer... mother, Joy, is a University of Iowa graduate... has three sisters and a brother... brother, Nicholas, was an Iowa basketball letterwinner (2015-19)... cousin, Molly Kelly, was an Iowa volleyball letterwinner (2015-18)... cousin, Joe, is a junior on the Iowa wrestling team... cousin, Kristin, was a Notre Dame volleyball letterwinner (2016-19)... high school coach was Curtis Clark.

BAER'S FAVORITES

Class: *Western Civilizations*
Movie: *Shawshank Redemption*
TV Show: *The Office*
Dessert: Pizookie (Wig & Pen)
Hobbies: Read, Netflix, Euchre
Video Game: Fortnite
Musicians: Post Malone, Thomas Rhett
Hobbies: Guitar, Entrepreneurship
Holiday: Christmas
Book: *The Slight Edge*

BAER'S CAREER STATISTICS

YEAR	GP/GS	FG-FGA	PCT	3-PT	PCT	FT-FTA	PCT	O-D=RB	AVG	PF-DI	AST	TO	BLK	STL	PTS	AVG
Soph.	9/0	2-4	.500	1-1	1.000	1-4	.250	1-3=4	0.3	1-0	0	1	0	0	6	0.7
Junior	4/0	1-2	.500	0-0	.000	0-2	.000	2-3=5	1.3	2-0	0	0	0	0	2	0.5
TOTALS	13/0	3-6	.500	1-1	1.000	1-6	.167	3-6=9	0.7	3-0	0	1	0	0	8	0.6

HOBBS' CAREER STATISTICS

YEAR	GP/GS	FG-FGA	PCT	3-PT	PCT	FT-FTA	PCT	O-D=RB	AVG	PF-DI	AST	TO	BLK	STL	PTS	AVG
Soph.	6/0	3-5	.600	2-3	.667	0-0	.000	0-2=2	0.3	0-0	3	1	0	0	8	1.3
Junior	5/0	1-6	.167	0-1	.000	0-0	.000	0-1=1	0.2	1-0	0	2	0	0	2	0.4
TOTALS	11/0	4-1	.364	2-4	.500	0-0	.000	0-3=3	0.3	1-0	3	3	0	0	10	0.9

****24 -- Nicolas Hobbs**

Guard
6-2, 200, Redshirt Junior
Chicago, Illinois
Fenwick HS



Hawk Item -- Non-scholarship athlete... served as a student manager as a freshman in 2017-18.

2019-20 -- Saw limited action in five games... scored only basket of the season in home win over Nebraska... season canceled by Big Ten Conference and NCAA on March 12 due to concerns of coronavirus (COVID-19)... letterwinner.

2018-19 -- Saw limited action in six games... recorded personal bests in minutes (7), points (5), rebounds (1), assists (2), and field goals made and attempted (2-of-3) in win over Savannah State... competed in both of Iowa's Big Ten Tournament games... made Iowa's only three-pointer against Michigan in Big Ten Tournament Quarterfinals... letterwinner.

High School -- Member of Fenwick High School's boys basketball team that were state runners-up in 2017 and two-time Chicago Catholic League champions (2016 and 2017)... competed on the Chicago MeanStreets AAU team... honor roll student.

Personal -- Born 10/19/98... finance major... parents are John Hobbs, Zoraida Sambolin, and stepdad Kenny Williams... has seven brothers and sisters... mother, Zoraida, is a news anchor at the NBC affiliate in Chicago... stepdad, Kenny, is the executive vice president of the Chicago White Sox... high school coach was Rick Malnati... AAU coach was Tim Anderson.

HOBBS' FAVORITES

Movie: *Batman Dark Knight*
TV Show: *Fresh Prince of Bel Air*
Dessert: Root Beer Float
Pro Team: Chicago White Sox
Video Game: NBA 2K19
Musicians: Drake
Hobbies: Hanging with friends
Holiday: Valentine's Day
Book: *The Bible*
Celebrity: Odell Beckham JR
Technological Gadget: iPhone X

15 - - Keegan Murray

Forward
6-8, 215, Freshman
Cedar Rapids, Iowa
Prairie HS/DME Sports Academy (FL)



Hawk Items -- Son of former Hawkeye Kenyon Murray (1993-96), who ranks third in Iowa career steals with 200... twin brother, Kris, is also a freshman on the 2020-21 roster.

High School -- After graduating from Prairie High School in 2019, spent a post-graduate year at DME Sports Academy in Daytona Beach, Florida... National Prep School Invitational Most Outstanding Player... averaged 20.5 points, 7.3 rebounds, 3.1 assists, 1.8 blocks, and 1.3 steals per game as a senior... postseason honors following his senior year at Prairie HS: Metro Player of the Year; first-team all-state by Prep Hoops IA and IBCA; unanimous first-team all-conference and first-team all-metro; Eastern Iowa All-Area Team; All-Sub State District 5... established a new Prairie High School record in career free throw percentage (.876)... two-time team captain (2018, 2019)... High Honor Roll student all four years of high school... three-year letterwinner in golf.

Personal -- Born 8/19/00... pre-business major... parents are Kenyon and Michelle Murray... has three siblings, Kris (twin), Mckenna, and Demetrius Harper... high school coach was Jeremy Rickertson... DME Academy Coach was Wesam Al-Sous... AAU coach was Tanner Carlson.

MURRAY'S FAVORITES

- Movie:** *Semi-Pro*
- TV Show:** *The Office*
- Snack:** Blueberries/Raspberries
- Hobbies:** Golf and fishing
- Restaurant:** Houligan's
- App:** YouTube
- Band/Musician:** Polo G
- Pro Team:** Miami Dolphins
- Technological Gadget:** Ps4
- Celebrity:** LeBron James

20 - - Kris Murray

Forward
6-8, 215, Freshman
Cedar Rapids, Iowa
Prairie HS/DME Sports Academy (FL)



Hawk Items -- Son of former Hawkeye Kenyon Murray (1993-96), who named Kris as a tribute to former teammate Chris Street, who died in an auto accident midway through his junior season in 1993.

High School -- After graduating from Prairie High School in 2019, spent a post-graduate year at DME Sports Academy in Daytona Beach, Florida... averaged 19.5 points, 6.4 rebounds, 2.1 assists, 2.5 blocks, and 1.1 steals per game as a senior... postseason honors following his senior year at Prairie HS: second-team all-state by Prep Hoops IA and IBCA; unanimous first-team all-league; first-team all-metro; Eastern Iowa All-Area Team; All-Sub State District 5... unanimous first-team all-conference and all-metro as a junior... two-time team captain (2018, 2019)... Honor Roll student all four years of high school... three-year letterman in golf.

Personal -- Born 8/19/00... journalism & mass communication major... parents are Kenyon and Michelle Murray... has three siblings, Keegan (twin), Mckenna, and Demetrius Harper... high school coach was Jeremy Rickertson... DME Academy Coach was Wesam Al-Sous... AAU coach was Tanner Carlson.

MURRAY'S FAVORITES

- Movie(s):** *Step Brothers, Happy Gilmore*
- TV Show(s):** *The Office, Criminal Minds*
- Snack:** Trail mix
- Hobbies:** Golfing, puzzles
- Website:** ESPN.com
- Restaurant:** Houligan's, Leonardo's
- Phone App:** TikTok
- Pro Teams:** Boston Celtics, New Orleans Saints, Philadelphia Phillies
- Technological Gadget:** Phone, PS4
- Celebrity:** Kevin Hart



23 - - Josh Ogundele
(pronounced Oh-GOON-deh-leh)
 Center
 6-10, 285, Freshman
 London, England
 Worcester Academy (MA)



Hawk Items -- Second London native to be recruited by Fran McCaffery (Gabe Olaseni, 2012-15)... moved to U.S. when he was 16 years old.

High School -- Two-year starter for Worcester Academy... averaged 7.3 points, four rebounds in 26 games as a junior... played for Boston Amateur Basketball Club (BABC) in Nike's Elite Youth Basketball League (EYBL) since 2018... averaged 13.4 points and 13.8 rebounds in EYBL... posted 14 points and nine rebounds versus nationally-ranked Link Year Prep at National Prep Showcase in 2019... tallied a career-high 20 points versus Bradford Christian Academy as a sophomore... volunteered more than 100 hours of community service at Worcester Academy (St. John's Soup Kitchen; Union Hill School; Hill-O-Ween; Friendly House; Rainbow Child Development Center)... played for the English National Team in 2015... won a silver medal on the 2016 Great Britain National Team.

Personal -- Born 12/19/00... open major... mother is Angela Enaohwo and stepfather is Emmanuel Ojingba... has three step sisters, Tegan, and twins Megan, and Payton... high school coaches were Jamie Sullivan, Michael Adu, and Dan Sullivan... AAU coach was Leo Papile.

OGUNDELE'S FAVORITES

Movie(s): *The Hate You Give, End Game*
TV Show(s): *Stranger Things, Money Heist, You, Umbrella Academy*
Snack: Barbeque Crisps
Hobbies: PS4, watching movies and shows, hanging out with friends
Phone App: Instagram or Snapchat
Band/Musician(s): Roddy Ricch, Pop Smoke, Meek Mill, Unknown T
Technological Gadgets: iPhone, PS4

11 - - Tony Perkins
 Guard
 6-4, 210, Freshman
 Indianapolis, Indiana
 Lawrence North



High School -- One of 13 seniors named to the 2020 Indiana All-Star Team... averaged 18.6 points, 5.6 rebounds, 3.5 assists and 1.8 steals leading Lawrence North to a 25-2 record... shot 58 percent from the field and 35 percent from 3-point range in 2020... averaged 15.9 points, 4.8 rebounds, and three assists per game while shooting 38 percent from 3-point range as a junior... Junior All-Star... earned all-state recognition one year and was a two-time honorable mention all-state honoree... two-time all-conference selection... two-time team Most Valuable Player and Defensive Player of the Year... led Lawrence North High School to 18 wins as a sophomore and 17 victories as a junior... three-time team captain... starter on his high school team all four years... competed on the EG10 AAU team.

Personal -- Born 12/4/01... open major... parents are Tony Perkins and Renita Hendersen... has three younger brothers, Davion, Danzon, and Dalen... high school coach was Jack Keefer... AAU coach was Franklin Hendersen.

PERKINS' FAVORITES

Movie(s): *Friday, Next Friday, All About The Benjamins*
TV Show(s): *All-American*
Snack: Chips and ice cream
Hobbies: Videos games, listening to music
Restaurant: Texas Roadhouse, Applebee's, Friday's
Pro Team(s): Los Angeles Lakers, New England Patriots, New York Yankees

4 - - Ahron Ulis

Guard
6-3, 190, Freshman
Chicago Heights, Illinois
Marian Catholic



High School -- Two-time ESCC Player of the Year... named to the AP All-State Class 4A First Team as a senior... three-year starter and finished with over 1,500 points, trailing only his brother, Tyler, in the school's record book... averaged 20.3 points, 4.1 rebounds, and 2.8 assists in 2019-20... averaged 18 points, five assists, and four rebounds as a junior... averaged 13.5 points, five assists, and three rebounds as a sophomore... second team all-state and Chicago Sun Times All-Area as a junior... three-time ESCC All-Conference and two-time Daily Southtown All-Area honoree... Chicago All-Area as a junior and senior... led Marian Catholic to 78 wins his final three seasons as starting point guard, including 27 victories as a junior and 26 as a sophomore, third and fourth most in school single-season history, respectively... led Marian Catholic to its first third place finish at the ISHA 3A state championship; sectional and super-sectional championships in 2019... led team in scoring and assists his final two seasons... three-time Hinsdale All-Tournament Team

(MVP as a junior) and Chicago Heights All-Tournament Team... helped Marian Catholic secure three straight regional titles and an ESCC title in 2019 and 2020... three-time team captain... Peach Jam competitor the last two summers on the Nike Meanstreets AAU team... tallied 22 points, seven rebounds, and six assists in win over Drive Nation and 20 points, eight rebounds, and eight assists in triumph over Bluff City Legends on the AAU circuit... older brother, Tyler, played two seasons at Kentucky (2015-16).

Personal -- Born 10/4/01... open major... parents are James Ulis and Kelly Reed... has three siblings, Tyler, Jay and Anton Porter... high school coach was Mike Taylor... AAU coach was Tai Streets.

ULIS' FAVORITES

- TV Show:** *Martin*
- Snack:** Tollhouse Chocolate Chip Cookies
- Hobbies:** PS4
- Website:** YouTube.com
- Food:** Ribeye Steak
- Restaurant:** Maestros
- Phone App:** Snap
- Band/Musician(s):** Polo G, Lil Herb
- Celebrity:** LeBron James



The Hawkeyes won 13 consecutive home games in 2019-20, including six over ranked opponents, its second longest streak in a single season.

**AUSTIN ASH****2018-19**

Opponent	Min.	FG-FGA	PCT	3-PT. FG	PCT	FT-FTA	PCT	REB	PF	AST	TO	BLK	STL	PTS
Alabama State	7	1-3	.333	1-3	.333	0-0	.000	1	1	0	0	0	0	3
vs. Northern Iowa	2	1-1	1.000	1-1	1.000	0-1	.000	1	0	0	0	0	0	3
Western Carolina	1	0-1	.000	0-0	.000	0-0	.000	0	0	0	0	0	0	0
Savannah State	19	3-9	.333	3-8	.375	0-0	.000	1	0	2	0	0	1	9
Illinois	2	0-1	.000	0-1	.000	0-0	.0000	0	0	0	0	0	1	0
at Ohio State	1	0-1	.000	0-1	.000	0-0	.000	0	0	0	0	0	0	0
at Wisconsin	2	0-0	.000	0-0	.000	0-0	.000	0	0	1	0	0	1	0
vs. Illinois	1	0-0	.000	0-0	.000	0-0	.000	0	0	0	0	0	0	0
vs. Michigan	2	0-2	.000	0-2	.000	0-0	.000	1	0	1	0	0	0	0
Totals = 9	37	5-18	.278	5-16	.313	0-1	.000	5	1	4	0	0	3	15
	4.1							0.6						1.7

2019-20

Opponent	Min.	FG-FGA	PCT	3-PT. FG	PCT	FT-FTA	PCT	REB	PF	AST	TO	BLK	STL	PTS
SIUE	2	0-0	.000	0-0	.000	0-0	.000	0	0	0	1	0	0	0
North Florida	1	0-0	.000	0-0	.000	0-0	.000	0	0	0	0	0	0	0
Cal Poly	3	0-2	.000	0-1	.000	0-0	.000	0	1	0	0	0	1	0
Maryland	0+	0-1	.000	0-1	.000	0-0	.000	0	0	0	0	0	0	0
at Purdue	4	1-2	.500	1-2	.500	0-0	.000	1	1	1	1	0	0	3
Nebraska	9	2-5	.400	2-5	.400	2-2	1.000	2	1	0	0	0	0	8
at Indiana	5	0-1	.000	0-1	.000	1-2	.500	2	0	1	0	0	2	1
at Michigan State	0+	0-1	.000	0-1	.000	0-1	.000	0	0	0	0	0	0	0
Totals = 8	25	3-12	.250	3-11	.273	3-4	.750	5	3	2	2	0	3	12
	3.1							0.6						1.5

MICHAEL BAER**2018-19**

Opponent	Min.	FG-FGA	PCT	3-PT. FG	PCT	FT-FTA	PCT	REB	PF	AST	TO	BLK	STL	PTS
Alabama State	3	1-2	.500	0-0	.000	1-2	.500	1	1	0	0	0	0	3
vs. Northern Iowa	2	0-0	.000	0-0	.000	0-0	.000	0	0	0	0	0	0	0
Western Carolina	1	0-0	.000	0-0	.000	0-0	.000	0	0	0	0	0	0	0
Savannah State	7	1-1	1.000	1-1	1.000	0-0	.000	2	0	0	1	0	0	3
Illinois	2	0-0	.000	0-0	.000	0-2	.000	0	0	0	0	0	0	0
at Ohio State	1	0-0	.000	0-0	.000	0-0	.000	0	0	0	0	0	0	0
Rutgers	1	0-0	.000	0-0	.000	0-0	.000	0	0	0	0	0	0	0
vs. Illinois	1	0-1	.000	0-0	.000	0-0	.000	1	0	0	0	0	0	0
vs. Michigan	2	0-0	.000	0-0	.000	0-0	.000	0	0	0	0	0	0	0
Totals = 9	20	2-4	.500	1-1	1.000	1-4	.250	4	1	0	1	0	0	6
	2.2							0.4						0.7

2019-20

Opponent	Min.	FG-FGA	PCT	3-PT. FG	PCT	FT-FTA	PCT	REB	PF	AST	TO	BLK	STL	PTS
Cal Poly	3	0-0	.000	0-0	.000	0-0	.000	1	0	0	0	0	0	0
Kennesaw State	5	1-1	1.000	0-0	.000	0-2	.000	3	1	0	0	0	0	2
at Purdue	2	0-0	.000	0-0	.000	0-0	.000	0	0	0	0	0	0	0
Nebraska	4	0-1	.000	0-0	.000	0-0	.000	1	0	0	0	0	0	0
Totals = 4	14	1-2	.500	0-0	.000	0-2	.000	5	2	0	0	0	0	2
	3.5							1.3						



JORDAN BOHANNON

Kennesaw State	21	2-4	.500	2-4	.500	0-0	.000	0	2	2	2	0	0	6
Savannah State	21	2-8	.250	2-6	.333	0-0	.000	2	1	7	1	0	0	6
Seton Hall	19	0-2	.000	0-1	.000	3-4	.750	3	2	4	3	0	1	3
UTRGV	24	1-7	.143	1-6	.167	2-2	1.000	7	1	3	1	0	3	8
vs. Virginia	23	2-8	.250	2-6	.333	0-0	.000	4	1	0	3	0	0	6
vs. Memphis	24	2-8	.250	1-4	.250	0-0	.000	2	3	6	4	0	2	5
at Notre Dame *	32	7-18	.389	7-15	.467	2-2	1.000	2	3	7	1	0	0	23
Omaha *	35	7-14	.500	6-12	.500	0-0	.000	3	3	6	4	0	0	20
Stetson *	26	1-9	.111	0-3	.000	0-0	.000	1	1	5	2	0	1	2
Iowa State *	30	2-8	.250	2-6	.333	2-2	1.000	5	1	4	3	0	0	8
vs. UNI *	31	2-7	.286	2-5	.400	0-0	.000	4	1	3	2	0	0	6
North Dakota *	34	5-9	.556	2-4	.500	6-8	.750	3	1	3	3	0	0	18
Delaware State *	20	2-5	.400	1-2	.500	0-0	.000	1	0	5	2	0	1	5
at Purdue *	23	2-8	.250	0-4	.000	2-2	1.000	1	0	4	0	0	1	6
Michigan *	31	6-8	.750	3-5	.600	2-2	1.000	4	2	6	0	0	0	17
at Nebraska *	40	2-10	.200	2-7	.286	0-0	.000	5	1	3	3	1	0	6
Rutgers *	29	2-5	.400	0-2	.000	4-4	1.000	1	2	8	4	0	1	8
Purdue *	36	4-7	.571	2-3	.667	2-2	1.000	1	3	9	1	0	1	12
at Northwestern *	31	2-7	.286	2-6	.333	0-0	.000	3	0	2	3	0	0	6
Maryland *	38	4-14	.286	3-11	.273	0-0	.000	3	2	5	3	0	4	11
at Illinois *	21	1-9	.111	1-7	.143	0-0	.000	1	2	4	2	0	1	3
Ohio State *	29	4-10	.400	4-10	.400	0-0	.000	4	0	1	2	0	2	12
at Rutgers *	26	6-9	.667	5-7	.714	0-0	.000	0	0	4	0	0	1	17
Nebraska *	33	4-7	.571	4-6	.667	3-4	.750	5	3	2	2	0	1	15
at Minnesota *	45	5-11	.455	2-6	.33	0-0	.000	1	3	8	1	1	2	12
at Michigan State *	18	0-8	.000	0-6	.000	0-0	.000	3	2	1	1	0	1	0
Illinois *	29	3-6	.500	3-4	.750	2-4	.500	1	3	2	2	0	1	11
Indiana *	27	1-5	.200	1-4	.250	6-6	1.000	1	1	6	3	0	4	9
at Maryland *	31	8-13	.615	8-10	.800	0-0	.000	3	3	5	2	0	0	24
at Wisconsin *	32	4-11	.364	3-9	.333	0-0	.000	4	1	5	2	0	0	11
Penn State *	30	3-9	.333	2-6	.333	3-4	.750	1	1	5	5	0	0	11
vs. Indiana *	37	7-13	.538	6-11	.545	4-4	1.000	0	2	10	4	0	2	24
South Dakota *	37	7-12	.583	3-4	.750	2-2	1.000	2	2	11	1	0	1	19
TCU *	42	8-15	.533	7-12	.583	2-3	.677	2	3	13	3	0	0	25
Totals = 34	1,005	118-304	.388	89-214	.416	47-55	.855	76	55	175	76	2	29	372
	14.5							2.2						10.9

2017-18

Opponent	Min.	FG-FGA	PCT	3-PT. FG	PCT	FT-FTA	PCT	REB	PF	AST	TO	BLK	STL	PTS
Chicago State *	21	4-10	.400	4-7	.571	0-0	.000	1	1	6	0	0	1	12
Alabama State *	18	1-4	.250	1-4	.250	2-2	1.000	1	1	6	1	0	0	5
Grambling State *	28	1-7	.143	1-4	.250	9-10	.900	2	2	7	1	0	2	12
vs. Louisiana *	36	7-16	.438	4-9	.444	3-4	.750	1	2	1	4	0	0	21
vs. South Dakota St. *	32	2-5	.400	2-5	.400	1-2	.500	2	3	7	1	0	0	7
vs. UAB *	35	9-12	.750	6-8	.750	6-6	1.000	1	1	4	2	0	1	30
at Virginia Tech *	36	4-12	.333	4-8	.500	0-0	.000	2	1	3	2	0	0	12
Penn State *	34	3-6	.500	2-4	.500	0-0	.000	2	2	4	3	0	1	8
at Indiana *	29	2-8	.250	2-6	.333	1-2	.500	4	1	4	5	0	0	7
at Iowa State *	31	7-13	.538	5-10	.500	0-0	.000	1	3	2	4	0	0	19
Southern *	25	1-6	.167	0-3	.000	2-2	1.000	3	1	5	0	0	1	4
vs. Drake *	29	6-8	.750	3-4	.750	0-1	.000	2	0	7	1	0	0	15
Southern Utah *	29	1-7	.143	1-4	.250	0-0	.000	5	2	7	2	0	0	3
vs. Colorado *	27	4-7	.571	1-4	.250	5-7	.714	6	2	2	3	0	1	14
Northern Illinois *	21	2-7	.286	1-5	.200	0-0	.000	2	0	7	0	0	0	5
Michigan *	33	4-11	.364	4-7	.571	0-0	.000	4	3	3	2	0	0	12
Ohio State *	30	6-13	.462	1-5	.200	2-2	1.000	1	4	10	1	0	0	15
at Maryland *	36	5-13	.385	5-10	.500	2-2	1.000	2	3	5	6	0	0	17
at Illinois *	41	7-16	.438	5-12	.417	10-10	1.000	1	1	5	4	0	1	29
at Rutgers *	37	6-13	.462	5-9	.556	6-6	1.000	1	3	2	4	0	1	23
Purdue *	33	3-9	.333	1-5	.200	2-2	1.000	2	1	4	0	0	2	9
Wisconsin *	38	5-12	.417	1-6	.167	2-2	1.000	3	1	11	2	0	1	13
at Nebraska *	40	8-15	.533	6-11	.545	2-2	1.000	0	2	7	0	0	7	24
Minnesota *	38	6-11	.545	4-8	.500	4-4	1.000	0	1	10	2	0	3	20
at Penn State *	24	1-3	.333	1-3	.333	0-0	.000	0	1	3	3	0	1	3
Michigan State *	32	6-12	.500	5-8	.625	0-0	.000	5	4	6	0	0	0	17
at Ohio State *	36	4-11	.364	3-8	.375	0-0	.000	1	1	5	2	0	0	11
at Michigan *	34	3-5	.600	1-3	.333	0-0	.000	4	1	5	0	0	0	7
Indiana *	36	3-12	.250	2-10	.200	2-2	1.000	3	2	7	2	0	1	10
at Minnesota *	21	0-2	.000	0-1	.000	0-0	.000	3	2	6	2	0	1	0
Northwestern *	40	7-14	.500	7-14	.500	4-5	.800	6	1	5	1	0	2	25
vs. Illinois *	30	6-10	.600	5-7	.714	8-8	1.000	1	3	6	5	0	1	25
vs. Michigan *	40	3-14	.214	3-11	.273	2-2	1.000	2	3	6	3	0	0	11
Totals = 33	1,050	137-324	.423	96-223	.430	75-83	.904	74	59	178	68	0	22	445
	31.8							2.2						13.5

**2018-19**

Opponent	Min.	FG-FGA	PCT	3-PT. FG	PCT	FT-FTA	PCT	REB	PF	AST	TO	BLK	STL	PTS
UMKC *	25	2-6	.333	1-5	.200	7-8	.875	4	3	3	4	0	0	12
Green Bay *	36	4-8	.500	3-6	.500	2-3	.667	4	1	3	0	0	1	13
vs. Oregon *	34	3-8	.375	1-5	.200	9-10	.900	4	2	8	4	0	2	16
vs. Connecticut *	23	1-4	.250	0-2	.000	5-6	.833	1	3	2	1	0	0	7
Alabama State *	20	0-2	.000	0-1	.000	0-0	.000	2	0	3	1	0	0	0
Pittsburgh *	37	4-12	.333	3-9	.333	1-2	.500	2	3	2	3	0	6	12
Wisconsin *	33	3-12	.250	3-8	.375	2-2	1.000	3	1	0	0	0	0	11
at Michigan State *	25	4-12	.333	2-7	.286	1-2	.500	1	1	0	1	0	0	11
Iowa State *	26	2-7	.286	1-5	.200	2-2	1.000	2	3	5	2	0	0	7
vs. UNI *	23	3-6	.500	3-5	.600	0-0	.000	2	1	1	0	0	0	9
Western Carolina *	23	1-4	.250	1-3	.333	1-2	.500	1	1	1	1	0	0	4
Savannah State *	26	6-14	.429	6-14	.429	0-0	.000	3	1	4	0	0	0	18
Bryant *	38	5-12	.417	5-12	.417	2-2	1.000	2	2	2	0	0	1	17
at Purdue *	33	2-5	.400	1-3	.333	3-4	.750	3	0	5	3	0	1	8
Nebraska *	35	5-11	.455	5-8	.625	10-10	1.000	3	2	5	2	0	0	25
at Northwestern *	32	2-7	.286	0-4	.000	4-4	1.000	1	1	1	0	0	0	8
Ohio State *	34	1-7	.143	1-3	.333	3-4	.750	4	2	8	2	0	2	6
at Penn State *	34	6-10	.600	5-8	.625	2-2	1.000	3	2	6	1	0	0	19
Illinois *	22	3-4	.750	2-2	1.000	2-2	1.000	3	1	4	1	0	1	10
Michigan State *	34	1-7	.143	1-7	.143	0-0	.000	2	1	3	1	0	0	3
at Minnesota *	21	1-3	.333	0-0	.000	0-0	.000	0	2	5	3	0	0	2
Michigan *	28	2-6	.333	2-4	.500	2-2	1.000	1	1	2	2	0	0	8
at Indiana *	36	7-13	.538	5-8	.625	6-7	.857	0	1	6	0	0	1	25
Northwestern *	29	5-9	.556	3-4	.750	2-2	1.000	0	3	3	1	0	1	15
at Rutgers *	36	5-11	.455	3-7	.429	5-7	.714	2	3	5	3	0	2	18
Maryland *	31	2-11	.182	2-7	.286	8-9	.889	3	1	5	2	0	0	14
Indiana *	34	5-11	.455	5-9	.556	2-2	1.000	3	2	3	2	0	0	17
at Ohio State *	32	2-8	.250	0-5	.000	4-4	1.000	2	1	2	2	0	0	8
Rutgers *	37	4-12	.333	3-9	.333	4-4	1.000	4	3	2	3	0	2	15
at Wisconsin *	34	3-11	.273	2-8	.250	0-0	.000	2	2	2	3	0	0	8
at Nebraska *	40	6-12	.500	4-10	.400	4-4	1.000	3	2	5	3	0	1	20
vs. Illinois *	26	2-6	.333	2-5	.400	2-2	1.000	0	2	5	2	0	1	8
vs. Michigan *	27	0-2	.000	0-2	.000	0-0	.000	3	2	3	2	0	0	0
vs. Cincinnati *	38	5-10	.500	1-4	.250	2-4	.500	5	1	4	2	0	0	13
vs. Tennessee *	42	5-11	.455	3-7	.429	5-5	1.000	6	4	1	1	0	1	18
Totals = 35	1087	112-294	.381	79-206	.383	102-117	.872	84	61	118	58	0	23	405
	31.1							2.4						11.6

2019-20

Opponent	Min.	FG-FGA	PCT	3-PT. FG	PCT	FT-FTA	PCT	REB	PF	AST	TO	BLK	STL	PTS
SIUE	19	2-5	.400	1-4	.250	4-4	1.000	2	0	4	0	0	0	9
DePaul	16	1-6	.167	1-3	.333	0-0	.000	0	1	0	2	0	1	3
Oral Roberts	22	4-8	.500	3-7	.429	0-0	.000	1	3	2	0	0	1	11
North Florida	18	2-8	.250	1-6	.167	0-0	.000	1	0	2	0	0	1	5
vs. Texas Tech *	33	4-11	.364	4-9	.444	8-8	1.000	1	1	6	1	0	0	20
vs. San Diego State *	23	1-4	.250	1-3	.333	0-0	.000	0	2	2	3	0	2	3
at Syracuse *	37	6-15	.400	5-14	.357	0-0	.000	1	3	1	1	0	1	17
at Michigan *	30	3-11	.273	2-6	.333	0-0	.000	0	3	3	1	0	0	8
Minnesota *	25	0-4	.000	0-2	.000	0-0	.000	5	1	0	0	0	0	0
at Iowa State *	27	2-12	.167	2-7	.286	6-6	1.000	5	2	3	3	0	2	12
Totals = 10	250	25-84	.298	20-61	.328	18-18	1.000	16	17	33	11	0	8	88
	25.0							1.6						8.8



CJ FREDRICK

2019-20

Opponent	Min.	FG-FGA	PCT	3-PT. FG	PCT	FT-FTA	PCT	REB	PF	AST	TO	BLK	STL	PTS
SIUE *	19	2-3	.667	0-1	.000	0-0	.000	1	1	4	1	0	1	4
DePaul *	25	5-7	.714	2-3	.667	4-6	.667	0	3	1	2	0	2	16
Oral Roberts *	24	2-7	.286	1-4	.250	1-1	1.000	5	2	3	1	1	0	6
North Florida *	19	2-6	.333	1-2	.500	0-0	.000	0	1	3	1	0	0	5
Cal Poly *	26	7-8	.875	5-5	1.000	2-3	.667	1	0	5	0	0	1	21
vs. Texas Tech *	28	3-5	.600	2-3	.667	2-2	1.000	3	2	2	3	0	1	10
vs. San Diego State *	31	6-10	.600	2-5	.400	2-3	.667	3	1	5	1	0	1	16
at Michigan *	30	3-6	.500	0-2	.000	0-0	.000	0	2	5	2	0	0	6
Minnesota *	28	4-7	.571	2-4	.500	0-1	.000	1	2	2	0	0	0	10
at Iowa State *	32	4-8	.500	3-6	.500	0-0	.000	0	2	0	0	0	2	11
vs. Cincinnati *	37	6-11	.545	3-6	.500	6-8	.750	3	3	1	3	1	1	21
Kennesaw State *	25	3-5	.600	2-3	.667	0-0	.000	4	2	5	1	1	2	8
vs. Penn State *	14	0-4	.000	0-2	.000	0-0	.000	1	1	2	0	0	0	0
at Northwestern *	31	4-10	.400	3-7	.429	0-0	.000	2	1	5	2	0	2	11
Michigan *	38	6-9	.667	3-4	.750	6-6	1.000	4	1	3	4	1	0	21
Rutgers *	35	3-8	.375	2-7	.286	0-0	.000	2	2	3	1	0	0	8
Wisconsin *	37	5-11	.455	2-5	.400	5-6	.833	4	2	2	2	0	1	17
at Maryland *	35	4-12	.333	3-8	.375	1-1	1.000	2	3	1	1	0	1	12
Illinois *	36	6-8	.750	2-4	.500	4-5	.800	3	1	1	0	0	0	18
at Purdue *	25	3-6	.500	2-2	1.000	0-0	.000	1	1	2	4	0	1	8
Nebraska *	29	2-9	.222	2-6	.333	0-0	.000	3	2	3	1	0	1	6
at Indiana *	11	0-1	.000	0-1	.000	0-0	.000	0	1	0	1	0	0	0
Penn State *	32	4-8	.500	2-4	.500	0-0	.000	2	3	3	0	1	0	10
Purdue *	35	2-7	.286	2-5	.400	2-2	1.000	1	1	5	0	0	0	8
at Illinois *	31	1-4	.250	1-3	.333	0-0	.000	2	3	3	1	0	0	3
Totals = 25	715	87-180	.483	47-102	.461	35-44	.795	48	43	69	32	5	17	256
	28.6							1.9						10.2

LUKA GARZA

2017-18

Opponent	Min.	FG-FGA	PCT	3-PT. FG	PCT	FT-FTA	PCT	REB	PF	AST	TO	BLK	STL	PTS
Chicago State *	18	6-6	1.000	0-0	.000	4-8	.500	5	1	1	1	3	0	16
Alabama State *	19	2-8	.250	0-1	.000	7-11	.636	13	1	1	1	2	0	11
Grambling State *	28	6-9	.667	0-1	.000	1-4	.250	9	3	2	2	3	2	13
vs. Louisiana *	12	0-2	.000	0-1	.000	0-0	.000	5	2	2	2	0	1	0
vs. South Dakota St. *	28	2-7	.286	0-2	.000	0-3	.000	10	1	1	0	1	0	4
vs. UAB *	29	6-8	.750	0-0	.000	2-3	.666	4	4	1	1	3	0	14
at Virginia Tech *	14	2-6	.333	0-0	.000	0-2	.000	4	2	0	0	1	0	4
Penn State *	14	2-4	.500	0-1	.000	2-4	.500	3	0	0	0	0	1	6
at Indiana *	15	3-4	.750	0-0	.000	0-2	.000	3	2	1	1	0	0	6
at Iowa State	7	1-1	1.000	0-0	.000	0-2	.000	4	2	1	2	0	0	2
Southern	19	7-10	.700	1-1	1.000	8-10	.800	13	3	2	1	1	0	23
vs. Drake	17	4-8	.500	1-2	.500	4-6	.666	7	3	1	0	0	3	13
Southern Utah	19	5-9	.556	0-1	.000	7-8	.875	5	1	1	2	2	0	17
vs. Colorado	11	1-4	.250	0-1	.000	0-0	.000	4	3	2	1	0	0	2
Northern Illinois	16	8-8	1.000	3-3	1.000	6-8	.750	7	2	1	1	5	0	25
Michigan	21	3-8	.375	0-0	.000	0-0	.000	5	1	0	1	1	1	6
Ohio State *	26	4-7	.571	1-3	.333	6-8	.750	6	2	0	0	1	0	15
at Maryland *	16	3-3	1.000	0-0	.000	0-0	.000	1	3	0	2	1	0	6
at Illinois *	30	5-8	.625	0-1	.000	9-9	1.000	11	3	1	1	1	0	19
at Rutgers *	23	3-9	.333	0-2	.000	2-2	1.000	8	3	3	2	0	0	8
Purdue *	20	8-10	.800	2-3	.667	1-2	.500	3	1	2	2	1	1	19
Wisconsin *	28	6-9	.667	1-1	1.000	4-6	.667	16	3	0	1	1	1	17
at Nebraska *	18	2-5	.400	1-3	.333	3-4	.750	4	5	0	1	0	0	8
Minnesota *	27	4-9	.444	0-1	.000	2-3	.667	7	4	3	0	1	0	10
at Penn State *	24	3-13	.231	0-2	.000	7-9	.778	6	2	0	2	0	1	13
Michigan State *	22	4-8	.500	0-1	.000	1-1	1.000	3	2	3	0	0	0	9
at Ohio State *	24	4-9	.444	0-1	.000	0-0	.000	4	3	1	1	2	0	8
at Michigan *	30	10-16	.625	0-2	.000	2-2	1.000	6	4	0	4	1	0	22
Indiana *	29	6-8	.750	1-1	1.000	4-4	1.000	3	1	3	1	0	0	17
at Minnesota *	26	7-14	.500	1-2	.500	1-3	.333	9	2	0	0	0	0	16
Northwestern *	26	6-10	.600	1-2	.500	5-6	.833	5	2	1	1	1	0	18
vs. Illinois *	31	8-10	.800	1-2	.500	3-3	1.000	8	4	0	0	0	0	20
vs. Michigan *	28	5-12	.417	2-5	.400	1-2	.500	7	5	1	1	0	0	13
Totals = 26	715	146-262	.557	16-46	.348	92-135	.681	211	80	35	35	32	11	400
	27.5							6.4						12.1

**2018-19**

Opponent	Min.	FG-FGA	PCT	3-PT. FG	PCT	FT-FTA	PCT	REB	PF	AST	TO	BLK	STL	PTS
UMKC *	17	2-5	.400	0-2	.000	4-4	1.000	3	2	0	1	0	0	8
Green Bay *	26	8-12	.667	0-1	.000	1-3	.333	5	2	2	1	3	2	17
vs. Oregon *	25	3-5	.600	2-2	1.000	4-4	1.000	7	3	0	1	0	0	12
vs. Connecticut *	31	7-14	.500	2-5	.400	6-6	1.000	6	1	0	2	1	0	22
Alabama State *	21	8-8	1.000	1-1	1.000	5-6	.833	4	2	1	1	2	2	22
Pittsburgh *	17	2-4	.500	1-1	1.000	0-0	.000	2	2	2	1	0	0	5
Wisconsin *	24	4-8	.500	0-3	.000	3-4	.750	3	4	2	1	0	0	11
at Michigan State *	22	1-10	.100	1-3	.333	4-4	1.000	9	3	3	2	1	0	7
Iowa State *	16	2-6	.333	0-1	.000	0-0	.000	4	2	0	2	0	0	4
vs. UNI *	26	7-14	.5000	2-5	.400	1-2	.500	4	2	1	2	0	0	17
Western Carolina *	22	5-9	.556	1-3	.333	4-5	.800	6	3	0	0	0	2	15
Nebraska	10	3-6	.500	0-1	.000	2-2	1.000	2	2	1	1	0	0	8
at Northwestern	25	3-9	.333	0-3	.000	10-11	.909	5	3	0	2	0	0	16
Ohio State *	27	6-7	.857	1-2	.500	3-4	.750	4	3	1	1	1	1	16
at Penn State *	30	9-17	.529	0-2	.000	4-5	.800	12	3	0	4	0	0	22
Illinois *	30	9-15	.600	0-3	.000	2-2	1.000	2	0	2	1	2	0	20
Michigan State *	26	8-14	.571	1-2	.500	3-3	1.000	3	2	0	1	0	1	20
at Minnesota *	28	9-13	.692	3-4	.750	4-4	1.000	3	4	1	2	0	0	25
Michigan *	21	8-12	.667	1-3	.333	2-4	.500	8	3	0	1	2	0	19
at Indiana *	13	1-4	.250	0-0	.000	2-2	1.000	5	5	0	1	0	0	4
Northwestern *	17	0-4	.000	0-2	.000	0-0	.000	1	4	2	0	0	0	0
at Rutgers *	31	3-10	.300	1-4	.250	0-0	.000	7	1	1	3	1	0	7
Maryland *	21	1-7	.143	0-2	.000	3-5	.600	3	1	1	1	1	1	5
Indiana *	28	7-13	.538	0-2	.000	2-2	1.000	9	3	2	3	0	1	16
at Ohio State *	19	3-6	.500	0-1	.000	0-0	.000	0	2	2	0	0	0	0
Rutgers *	24	3-5	.600	1-2	.500	3-6	.500	2	1	1	0	0	0	10
at Wisconsin *	13	3-4	.750	0-1	.000	0-0	.000	2	3	0	1	1	0	6
at Nebraska *	35	10-16	.625	0-2	.000	5-6	.833	7	2	1	1	0	0	25
vs. Illinois *	23	3-7	.429	1-3	.333	0-0	.000	1	1	2	1	0	0	7
vs. Michigan *	24	6-11	.545	0-2	.000	2-4	.5000	4	0	0	2	0	0	14
vs. Cincinnati *	32	8-11	.727	2-3	.667	2-3	.667	7	1	0	1	0	0	20
vs. Tennessee *	32	4-8	.500	0-1	.000	5-6	.833	4	4	0	1	2	0	13
Totals = 32	756	156-294	.531	21-72	.292	86-107	.804	144	74	28	42	17	10	419
	23.6							4.5						13.1

2019-20

Opponent	Min.	FG-FGA	PCT	3-PT. FG	PCT	FT-FTA	PCT	REB	PF	AST	TO	BLK	STL	PTS
SIUE *	26	7-13	.538	0-1	.000	6-10	.600	12	0	0	2	2	0	20
DePaul *	25	5-12	.417	2-3	.667	2-2	1.000	8	0	1	3	1	0	14
Oral Roberts *	30	12-19	.632	2-4	.500	4-8	.500	10	1	1	2	1	2	30
North Florida *	28	12-18	.667	2-2	1.000	3-6	.500	12	2	0	0	3	0	29
Cal Poly *	27	8-13	.615	1-2	.500	1-2	.500	9	0	1	1	3	0	18
vs. Texas Tech *	33	7-13	.538	0-2	.000	3-6	.500	12	3	1	3	2	1	17
vs. San Diego State *	25	3-8	.375	1-3	.333	2-2	1.000	8	4	1	2	0	1	9
at Syracuse *	36	9-15	.600	1-1	1.000	4-5	.800	9	1	2	2	0	1	23
at Michigan *	36	17-32	.531	0-3	.000	10-13	.769	8	4	0	0	0	0	44
Minnesota *	30	8-17	.471	1-2	.500	4-5	.800	10	3	2	3	1	1	21
at Iowa State *	34	9-16	.563	1-3	.333	2-3	.667	11	2	3	0	1	0	21
vs. Cincinnati *	34	5-12	.417	1-4	.250	1-4	.250	13	4	2	3	5	1	12
Kennesaw State *	23	9-11	.818	0-1	.000	5-8	.625	8	1	2	0	1	2	23
vs. Penn State *	35	13-19	.684	1-3	.333	7-14	.500	12	3	0	1	2	1	34
at Nebraska *	36	7-15	.467	0-4	.000	2-3	.667	18	2	2	0	1	1	16
Maryland *	35	8-21	.381	1-4	.250	4-6	.667	13	3	1	1	2	1	21
at Northwestern *	24	10-14	.714	2-3	.667	5-6	.833	3	3	0	2	2	0	27
Michigan *	33	10-18	.556	2-3	.667	11-13	.846	7	2	0	2	1	1	33
Rutgers *	34	11-17	.647	2-4	.500	4-7	.571	13	3	0	0	4	2	28
Wisconsin *	37	6-17	.353	0-2	.000	9-13	.692	18	3	0	4	3	0	21
at Maryland *	25	9-19	.474	2-5	.400	1-2	.500	4	4	2	2	2	0	21
Illinois *	33	9-16	.563	4-9	.444	3-5	.600	10	2	1	4	1	1	25
at Purdue *	31	10-17	.588	1-4	.250	5-7	.714	1	3	0	2	1	2	26
Nebraska *	27	9-13	.692	2-4	.500	2-3	.667	8	2	2	2	1	2	22
at Indiana *	39	14-22	.636	3-6	.500	7-8	.875	8	3	0	3	4	0	38
at Minnesota *	28	11-21	.524	1-3	.333	1-3	.333	8	5	1	3	1	2	24
Ohio State *	35	9-15	.600	2-7	.286	4-9	.444	6	2	4	2	0	0	24
at Michigan State *	39	8-21	.381	0-5	.000	4-7	.571	9	4	3	2	0	0	20
Penn State *	35	11-28	.393	1-4	.250	2-4	.500	17	2	1	1	4	0	25
Purdue *	38	9-17	.529	2-5	.400	6-8	.750	12	3	1	4	4	4	26
at Illinois *	40	12-21	.571	1-3	.333	3-3	1.000	8	4	2	1	2	0	28
Totals = 31	992	287-530	.542	39-109	.358	127-195	.651	305	78	36	57	55	26	740
	32.0							9.8						23.9



NICOLAS HOBBS

2018-19

Opponent	Min.	FG-FGA	PCT	3-PT. FG	PCT	FT-FTA	PCT	REB	PF	AST	TO	BLK	STL	PTS
Alabama State	2	0-0	.000	0-0	.000	0-0	.000	0	0	0	0	0	0	0
vs. Northern Iowa	1	0-1	.000	0-0	.000	0-0	.000	0	0	1	0	0	0	0
Western Carolina	0	0-0	.000	0-0	.000	0-0	.000	0	0	0	0	0	0	0
Savannah State	7	2-3	.667	1-2	.500	0-0	.000	1	0	2	1	0	0	5
vs. Illinois	1	0-0	.000	0-0	.000	0-0	.000	0	0	0	0	0	0	0
vs. Michigan	2	1-1	1.000	1-1	1.000	0-0	.000	1	0	0	0	0	0	3
Totals = 6	13	3-5	.600	2-3	.667	0-0	.000	2	0	3	1	0	0	3
	2.2							0.3						1.3

2019-20

Opponent	Min.	FG-FGA	PCT	3-PT. FG	PCT	FT-FTA	PCT	REB	PF	AST	TO	BLK	STL	PTS
SIUE	1	0-0	.000	0-0	.000	0-0	.000	0	0	0	0	0	0	0
Cal Poly	2	0-0	.000	0-0	.000	0-0	.000	0	1	0	1	0	0	0
Kennesaw State	4	0-2	.000	0-1	.000	0-0	.000	0	0	0	0	0	0	0
at Purdue	2	0-0	.000	0-0	.000	0-0	.000	0	0	0	0	0	0	0
Nebraska	4	1-4	.250	0-0	.000	0-0	.000	1	0	0	1	0	0	2
Totals = 5	13	1-6	.167	0-1	.000	0-0	.000	1	1	0	2	0	0	2
	2.6							0.2						0.4

CONNOR MCCAFFERY

2017-18

Opponent	Min.	FG-FGA	PCT	3-PT. FG	PCT	FT-FTA	PCT	REB	PF	AST	TO	BLK	STL	PTS
Southern	17	1-1	1.000	1-1	1.000	2-3	.667	3	0	4	1	0	1	5
vs. Drake	9	0-0	.000	0-0	.000	0-0	.000	0	0	0	0	0	0	0
Southern Utah	15	0-1	.000	0-1	.000	0-0	.000	1	1	2	0	0	1	0
vs. Colorado	12	1-1	1.000	0-0	.000	1-1	1.000	0	1	1	3	0	1	3
Totals = 4	53	2-3	.667	1-2	.500	3-4	.750	4	2	7	4	0	2	8
	13.3							1.0						2.0

**2018-19**

Opponent	Min.	FG-FGA	PCT	3-PT. FG	PCT	FT-FTA	PCT	REB	PF	AST	TO	BLK	STL	PTS
UMKC	19	1-2	.500	0-1	.000	5-5	1.000	0	1	3	0	0	0	7
Green Bay	25	2-4	.500	0-1	.000	7-8	.875	1	3	3	1	0	2	11
vs. Oregon	15	1-3	.333	1-1	1.000	4-4	1.000	1	4	1	1	0	0	7
vs. Connecticut	29	5-8	.625	0-1	.000	9-11	.818	3	3	5	1	0	0	19
Alabama State	22	3-4	.750	0-0	.000	3-4	.750	1	2	7	2	0	1	9
Pittsburgh	20	0-3	.000	0-1	.000	1-2	.000	2	3	4	0	0	0	1
Wisconsin	22	2-3	.667	0-1	.000	2-2	1.000	1	1	1	1	0	0	6
at Michigan State	19	0-5	.000	0-2	.000	1-3	.333	4	3	3	1	0	0	1
Iowa State	21	2-5	.400	0-0	.000	8-8	1.000	3	3	5	2	1	0	12
vs. Northern Iowa	19	0-1	.000	0-0	.000	0-0	.000	3	0	1	2	0	2	0
Western Carolina	23	1-1	1.000	0-0	.000	7-10	.700	3	0	5	2	0	1	9
Bryant	12	0-0	.000	0-0	.000	3-4	.750	0	3	2	1	1	1	3
at Purdue	18	0-3	.000	0-1	.000	0-0	.000	3	0	3	1	0	0	0
Nebraska	12	0-1	.000	0-0	.000	0-0	.000	3	4	1	1	0	0	0
at Northwestern	18	2-6	.333	0-0	.000	1-1	1.000	2	1	4	1	0	1	5
Ohio State	14	0-1	.000	0-0	.000	1-2	.500	1	1	0	1	0	1	1
at Penn State	25	1-4	.250	0-2	.000	1-2	.500	2	1	2	1	0	2	3
Illinois	21	1-2	.500	0-0	.000	1-2	.500	1	2	8	2	0	0	3
Michigan State	21	1-5	.200	0-0	.000	2-2	1.000	2	2	5	0	0	1	4
at Minnesota	19	0-1	.000	0-1	.000	1-2	.500	1	3	3	0	0	1	1
Michigan	17	1-2	.500	0-0	.000	2-2	1.000	1	3	0	1	0	1	4
at Indiana	15	1-1	1.000	0-0	.000	1-2	.500	1	0	0	1	0	3	3
Northwestern	18	1-2	.500	1-2	.500	0-0	.000	2	2	5	1	0	1	3
at Rutgers	16	0-2	.000	0-1	.000	2-2	1.000	0	1	0	1	0	0	2
Maryland	17	2-3	.667	0-1	.000	2-3	.667	2	0	4	4	0	0	6
Indiana	24	0-0	.000	0-0	.000	1-2	.500	1	2	5	1	0	1	1
at Ohio State	18	1-3	.333	0-1	.000	0-0	.000	1	4	3	1	1	1	2
Rutgers	17	1-3	.333	0-0	.000	3-6	.500	1	3	2	2	0	0	5
at Wisconsin	17	1-6	.167	1-3	.333	3-4	.750	1	1	1	3	0	0	6
at Nebraska	16	2-4	.500	1-3	.333	1-2	.500	1	2	2	3	0	1	6
vs. Illinois	20	1-2	.500	1-1	1.000	0-1	.000	0	2	8	1	0	1	3
vs. Michigan	20	1-5	.200	0-3	.000	1-1	1.000	1	1	2	2	0	0	3
vs. Cincinnati	11	1-2	.500	1-2	.500	0-0	.000	0	0	2	1	0	0	3
vs. Tennessee	13	0-0	.000	0-0	.000	0-0	.000	0	0	2	0	0	1	0
Totals = 34	633	35-97	.361	6-29	.207	73-97	.753	49	61	102	43	3	23	149
	18.6							1.4						4.4

2019-20

Opponent	Min.	FG-FGA	PCT	3-PT. FG	PCT	FT-FTA	PCT	REB	PF	AST	TO	BLK	STL	PTS
SIUE *	23	2-4	.500	1-2	.500	2-2	1.000	1	1	3	1	0	1	7
DePaul *	24	1-3	.333	1-2	.500	6-6	1.000	0	3	3	2	0	0	9
Oral Roberts *	28	3-6	.500	0-2	.000	4-5	.800	3	3	7	1	0	2	10
North Florida *	23	0-2	.000	0-2	.000	0-0	.000	3	2	7	1	1	0	0
Cal Poly *	29	2-4	.500	0-1	.000	2-2	1.000	2	0	7	2	0	3	6
vs. Texas Tech *	25	2-6	.333	1-4	.250	0-0	.000	5	5	4	0	0	1	5
vs. San Diego *	28	5-7	.714	2-3	.667	3-4	.750	5	4	3	0	0	0	15
at Syracuse *	36	2-6	.333	1-4	.250	0-0	.000	5	2	4	0	0	1	5
at Michigan *	30	4-8	.500	0-2	.000	4-5	.800	7	4	3	0	0	0	12
Minnesota *	31	2-7	.286	2-4	.500	2-2	1.000	4	2	0	2	0	2	8
at Iowa State *	31	3-6	.500	1-3	.333	5-5	1.000	7	1	2	1	0	1	12
vs. Cincinnati *	28	0-4	.000	0-1	.000	3-6	.500	9	3	3	2	1	1	3
Kennesaw State *	29	2-8	.250	1-4	.250	0-2	.000	3	2	2	0	1	2	5
vs. Penn State *	29	1-6	.167	1-3	.333	0-0	.000	4	3	4	0	0	0	3
at Nebraska *	37	3-8	.375	3-7	.429	0-2	.000	2	4	4	0	0	3	9
Maryland *	31	1-7	.143	1-3	.333	0-0	.000	3	2	2	1	0	1	3
at Northwestern *	31	3-5	.600	2-3	.667	0-0	.000	7	3	3	1	0	0	8
Michigan *	34	0-2	.000	0-0	.000	0-0	.000	13	2	5	2	0	1	0
Rutgers *	24	0-4	.000	0-3	.000	4-4	1.000	4	3	3	2	0	0	4
Wisconsin *	30	0-4	.000	0-4	.000	3-4	.750	6	2	2	1	0	0	3
at Maryland *	28	1-3	.333	1-2	.500	0-0	.000	6	5	5	1	0	0	3
Illinois *	38	3-5	.600	3-5	.600	0-0	.000	3	2	7	0	0	3	9
at Purdue *	27	0-5	.000	0-4	.000	0-0	.000	3	2	2	1	0	0	0
Nebraska *	27	3-6	.500	2-4	.500	0-0	.000	0	3	4	0	0	3	8
at Indiana *	35	0-4	.000	0-2	.000	4-4	1.000	2	4	2	2	0	1	4
at Minnesota *	39	1-5	.200	1-3	.333	3-4	.750	4	1	7	0	0	1	6
Ohio State *	35	1-3	.333	1-3	.333	0-0	.000	1	1	4	1	0	2	3
at Michigan State *	38	4-8	.500	2-5	.400	1-2	.500	2	1	7	0	0	3	11
Penn State *	28	2-2	1.000	2-2	1.000	0-1	.000	2	3	4	0	0	1	6
Purdue *	28	2-8	.250	2-8	.250	0-0	.000	3	4	3	2	0	2	6
at Illinois *	29	2-4	.500	2-2	1.000	4-4	1.000	5	3	8	1	0	0	10
Totals = 31	933	55-160	.344	33-97	.340	50-64	.781	124	80	124	27	3	35	193
	30.1							4.0						6.2

PATRICK MCCAFFERY

2019-20

Opponent	Min.	FG-FGA	PCT	3-PT. FG	PCT	FT-FTA	PCT	REB	PF	AST	TO	BLK	STL	PTS
SIUE	16	2-7	.286	0-3	.000	0-0	.000	4	0	0	0	0	0	4
DePaul	11	1-3	.333	0-1	.000	0-0	.000	1	2	1	0	0	1	2
Totals = 2	27	3-10	.300	0-4	.000	0-0	.000	5	2	1	0	0	1	6
	13.4							2.5						3.0

JACK NUNGE

2017-18

Opponent	Min.	FG-FGA	PCT	3-PT. FG	PCT	FT-FTA	PCT	REB	PF	AST	TO	BLK	STL	PTS
Chicago State	19	2-4	.500	0-1	.000	6-7	.857	4	1	0	2	1	4	10
Alabama State	20	2-6	.333	2-4	.500	0-0	.000	5	1	1	1	2	3	6
Grambling State	27	6-8	.750	3-5	.600	2-4	.500	7	0	2	0	1	0	17
vs. Louisiana	28	3-6	.500	0-1	.000	3-5	.600	2	1	0	4	0	1	9
vs. South Dakota St.	25	5-5	1.000	2-2	1.000	2-4	.500	2	2	1	2	0	1	14
vs. UAB *	14	0-3	.000	0-1	.000	0-0	.000	3	2	3	0	0	0	0
at Virginia Tech	20	2-4	.500	0-1	.000	0-0	.000	6	1	0	1	0	1	4
Penn State	15	1-1	1.000	0-0	.000	0-0	.000	1	2	0	2	3	0	2
at Indiana *	26	4-8	.500	2-4	.500	2-2	1.000	6	3	1	0	1	1	12
at Iowa State *	23	7-14	.500	1-5	.200	1-3	.333	8	4	4	0	1	0	16
Southern *	20	2-5	.400	1-2	.500	6-6	1.000	2	1	2	1	4	0	11
vs. Drake *	10	2-3	.667	0-0	.000	1-1	1.000	0	2	0	2	1	0	5
Southern Utah *	21	4-5	.800	0-1	.000	1-2	.500	4	0	4	1	1	0	9
vs. Colorado *	10	1-2	.500	0-1	.000	1-1	1.000	1	0	1	0	0	0	3
Northern Illinois *	21	3-8	.375	1-4	.250	0-0	.000	2	0	1	1	2	2	7
Michigan *	8	1-3	.333	0-2	.000	0-0	.000	0	1	2	0	0	0	2
Ohio State	8	1-3	.333	1-1	1.000	0-0	.000	2	1	0	2	0	0	3
at Maryland	3	0-0	.000	0-0	.000	0-0	.000	1	0	0	0	0	0	0
at Illinois	3	0-0	.000	0-0	.000	0-0	.000	0	2	0	1	0	1	0
at Rutgers	10	1-2	.500	0-0	.000	0-0	.000	2	3	0	1	0	0	2
Purdue	12	0-3	.000	0-2	.000	0-0	.000	2	1	2	1	1	2	0
Wisconsin	2	1-1	1.000	0-0	.000	0-0	.000	0	1	0	0	0	0	2
at Nebraska	22	1-5	.200	1-2	.500	2-2	1.000	4	1	1	1	1	1	5
Minnesota	14	2-5	.400	2-3	.667	0-0	.000	3	1	1	0	2	0	6
at Penn State	22	2-7	.286	0-0	.000	0-0	.000	2	1	0	0	0	0	4
Michigan State	15	1-3	.333	0-1	.000	0-0	.000	2	0	2	2	0	1	2
at Ohio State	21	6-12	.500	1-4	.250	5-5	1.000	5	0	1	0	0	0	18
at Michigan *	12	0-4	.000	0-2	.000	0-0	.000	4	1	3	1	1	2	6
Indiana *	21	2-3	.667	2-3	.667	2-2	1.000	5	1	1	2	2	1	8
at Minnesota *	17	3-6	.500	0-2	.000	0-0	.000	4	1	3	1	1	2	6
Northwestern	9	0-5	.000	0-2	.000	0-0	.000	3	1	0	0	0	0	0
vs. Illinois	10	1-2	.500	0-0	.000	3-4	.750	1	0	0	1	0	0	5
vs. Michigan	9	0-3	.000	0-1	.000	0-0	.000	1	2	0	1	0	0	0
Totals = 33	517	66-149	.443	19-57	.333	37-49	.755	91	38	34	32	25	21	188
	15.7							2.8						5.7

2019-20

Opponent	Min.	FG-FGA	PCT	3-PT. FG	PCT	FT-FTA	PCT	REB	PF	AST	TO	BLK	STL	PTS
SIUE *	15	0-3	.000	0-2	.000	2-2	1.000	1	2	2	2	0	0	2
DePaul *	10	0-2	.000	0-0	.000	0-0	.000	0	1	0	1	0	0	0
Oral Roberts *	27	6-13	.462	2-5	.400	0-0	.000	10	2	2	1	0	0	14
North Florida *	24	5-11	.455	1-5	.200	0-0	.000	7	2	3	1	0	1	11
Cal Poly *	12	1-4	.250	0-2	.000	1-2	.500	5	0	2	1	0	0	3
Totals = 5	88	12-33	.364	3-14	.214	3-4	.750	23	7	9	6	0	1	30
	17.7							4.6						6.0

**JOE TOUSSAINT**

2019-20

Opponent	Min.	FG-FGA	PCT	3-PT. FG	PCT	FT-FTA	PCT	REB	PF	AST	TO	BLK	STL	PTS
SIUE	15	3-5	.600	2-3	.667	1-2	.500	0	0	1	1	0	2	9
DePaul	13	4-7	.571	0-1	.000	5-7	.714	1	2	2	1	0	2	13
Oral Roberts	6	1-2	.500	0-0	.000	0-0	.000	0	2	1	0	0	0	2
North Florida	19	3-5	.600	0-0	.000	4-4	1.000	3	1	4	1	0	0	10
Cal Poly	17	1-9	.111	0-2	.000	3-5	.600	8	0	2	2	0	1	5
vs. Texas Tech	16	1-4	.250	0-0	.000	0-0	.000	2	2	2	1	0	1	2
vs. Sn Diego State	22	2-11	.182	0-2	.000	9-9	1.000	1	1	4	4	0	2	13
at Syracuse	13	2-7	.286	0-4	.000	1-2	.500	2	3	2	1	0	2	5
at Michigan	12	3-6	.500	0-0	.000	0-1	.000	1	2	1	2	0	1	6
Minnesota	15	1-4	.250	0-0	.000	1-2	.500	3	1	2	1	0	2	3
at Iowa State	15	2-3	.667	0-1	.000	2-2	1.000	1	1	4	2	0	0	6
vs. Cincinnati *	3	0-0	.000	0-0	.000	0-0	.000	0	3	0	3	0	0	0
Kennesaw State *	22	2-5	.400	0-0	.000	2-2	1.000	1	2	7	2	0	5	6
vs. Penn State *	29	6-14	.429	2-4	.500	4-4	1.000	1	3	4	3	0	2	18
at Nebraska *	35	7-18	.389	0-5	.000	0-0	.000	6	4	4	4	0	0	14
Maryland *	16	1-4	.250	0-0	.000	2-2	1.000	1	2	5	5	1	3	4
at Northwestern *	16	0-5	.000	0-0	.000	0-0	.000	0	0	1	0	0	0	0
Michigan *	13	1-3	.333	0-0	.000	0-0	.000	2	0	1	3	0	0	2
Rutgers *	30	5-8	.625	1-1	1.000	3-6	.500	7	3	4	2	0	1	14
Wisconsin *	25	4-8	.500	0-1	.000	3-3	1.000	2	2	4	1	0	1	11
at Maryland *	27	2-10	.200	0-1	.000	4-4	1.000	2	5	4	1	0	2	8
Illinois *	12	1-5	.200	0-0	.000	0-0	.000	2	2	2	3	0	1	2
at Purdue *	19	0-2	.000	0-1	.000	2-2	1.000	2	2	1	1	0	1	2
Nebraska *	23	3-5	.600	0-1	.000	0-0	.000	1	2	3	1	0	2	6
at Indiana *	16	1-3	.333	0-0	.000	1-1	1.000	1	2	5	5	0	1	3
at Minnesota *	12	1-2	.500	1-1	1.000	0-0	.000	2	2	0	1	0	1	3
Ohio State *	19	3-6	.500	2-2	1.000	1-1	1.000	3	3	3	3	0	1	9
at Michigan State *	22	2-5	.400	1-2	.500	0-0	.000	3	4	3	2	1	0	5
Penn State *	16	1-5	.200	0-0	.000	0-0	.000	0	1	8	1	0	2	2
Purdue *	15	1-2	.500	0-1	.000	2-2	1.000	3	4	4	3	0	0	4
at Illinois *	20	4-7	.571	2-4	.500	4-4	1.000	1	1	2	2	0	0	14
Totals = 20	553	68-180	.378	11-37	.297	54-65	.831	62	62	90	62	2	36	201
	17.9							2.0						6.5

JOE WIESKAMP

2018-19

Opponent	Min.	FG-FGA	PCT	3-PT. FG	PCT	FT-FTA	PCT	REB	PF	AST	TO	BLK	STL	PTS
UMKC *	28	5-10	.500	4-6	.667	1-2	.500	4	2	1	1	0	0	15
Green Bay *	31	3-6	.500	0-2	.000	4-4	1.000	7	2	2	4	0	0	10
vs. Oregon *	27	1-6	.167	1-4	.250	1-2	.500	3	2	0	3	1	0	4
vs. Connecticut *	19	0-2	.000	0-1	.000	1-2	.500	5	2	1	3	0	2	1
Alabama State *	20	6-7	.857	2-3	.667	6-7	.857	5	2	3	0	0	1	20
Pittsburgh *	34	7-13	.538	4-8	.500	0-0	.000	11	1	0	1	2	1	18
Wisconsin *	33	3-11	.273	1-4	.250	1-1	1.000	8	3	0	0	1	1	8
at Michigan State *	23	2-5	.400	0-1	.000	4-7	.571	4	2	1	2	1	2	8
Iowa State *	22	2-5	.400	0-2	.000	3-5	.600	1	2	2	2	0	0	7
vs. UNI *	18	4-5	.800	2-3	.667	0-1	.000	1	3	0	2	0	0	10
Western Carolina *	18	3-6	.500	1-3	.333	3-3	1.000	2	1	0	0	0	1	10
Savannah State *	19	8-10	.800	5-7	.714	3-4	.750	4	0	1	0	0	1	24
Bryant *	27	3-7	.429	1-5	.200	3-6	.500	5	3	1	2	0	0	10
at Purdue *	28	3-8	.375	3-6	.500	0-0	.000	4	1	0	0	0	0	9
Nebraska *	29	4-10	.4000	2-4	.500	0-0	.000	7	1	2	1	1	0	10
at Northwestern *	32	7-11	.636	2-5	.400	3-5	.600	7	2	1	1	0	1	19
Ohio State *	32	3-7	.429	0-2	.000	4-4	1.000	7	2	2	1	2	2	10
at Penn State *	31	3-10	.3000	0-3	.000	4-4	1.000	7	2	0	1	1	2	10
Illinois *	33	8-8	1.000	6-6	1.000	2-2	1.000	5	1	3	1	0	1	24
Michigan State *	25	2-6	.333	1-5	.200	0-0	.000	3	3	0	1	0	2	5
at Minnesota *	20	0-2	.000	0-1	.000	3-4	.750	3	2	1	0	0	1	3
Michigan *	32	6-10	.600	1-3	.333	3-4	.750	7	2	2	1	0	5	16
at Indiana *	34	4-7	.571	4-6	.667	1-2	.500	2	1	1	0	0	0	13
Northwestern *	32	7-10	.700	3-5	.600	4-4	1.000	4	1	0	1	0	1	21
at Rutgers *	23	4-7	.571	1-3	.333	0-0	.000	3	2	2	1	0	0	9
Maryland *	20	0-5	.000	0-3	.000	2-2	1.000	3	3	0	2	1	2	2
Indiana *	21	2-6	.333	0-3	.000	1-1	1.000	3	0	1	0	0	0	5
at Ohio State *	25	5-6	.833	5-6	.833	2-2	1.000	3	3	1	2	0	0	17
Rutgers *	33	1-7	.143	0-3	.000	3-5	.600	9	4	3	1	2	0	5
at Wisconsin *	30	2-6	.333	1-4	.250	0-0	.000	3	2	0	1	2	1	5
at Nebraska *	40	4-10	.400	3-6	.500	3-4	.750	8	2	3	0	0	0	14
vs. Illinois *	30	5-7	.714	1-3	.333	2-2	1.000	7	1	0	0	0	1	13
vs. Michigan *	32	1-5	.200	0-2	.000	1-2	.500	5	1	2	0	1	1	3
vs. Cincinnati *	33	6-8	.750	4-6	.667	3-4	.750	5	1	1	2	1	1	19
vs. Tennessee *	37	1-7	.143	1-5	.200	8-8	1.000	7	3	2	1	0	1	11
Totals = 35	971	125-256	.488	59-139	.424	79-103	.767	172	65	39	38	16	31	388
	27.7							4.9						11.1

INDIVIDUAL CAREER GAME-BY-GAME STATS

2019-20	Opponent	Min.	FG-FGA	PCT	3-PT. FG	PCT	FT-FTA	PCT	REB	PF	AST	TO	BLK	STL	PTS
	SIUE *	28	5-10	.500	3-7	.429	3-3	1.000	4	1	2	1	1	2	16
	DePaul *	27	1-7	.143	0-3	.000	2-2	1.000	5	1	1	3	0	2	4
	Oral Roberts *	29	3-7	.429	0-1	.000	5-8	.625	6	2	3	1	1	0	11
	North Florida *	26	6-12	.500	1-3	.333	1-2	.500	8	0	2	0	2	0	14
	Cal Poly *	27	3-7	.429	1-3	.333	3-3	1.000	5	1	1	1	1	0	10
	vs. Texas Tech *	35	6-12	.500	4-7	.571	0-0	.000	6	3	2	6	0	3	16
	vs. San Diego State *	26	2-10	.200	1-4	.250	0-0	.000	1	0	0	0	0	0	5
	at Syracuse *	36	5-12	.417	3-8	.375	0-0	.000	9	0	4	2	1	3	13
	at Michigan *	30	2-6	.333	1-2	.500	2-3	.667	5	3	1	1	0	0	7
	Minnesota	34	8-15	.533	5-7	.714	2-2	1.000	6	1	2	0	2	0	23
	at Iowa State *	32	5-10	.500	2-6	.333	1-1	1.000	8	0	0	1	0	2	13
	vs. Cincinnati *	36	5-11	.455	3-7	.429	3-4	.750	6	2	4	3	0	0	16
	Kennesaw State *	22	8-12	.667	1-4	.250	1-1	1.000	3	2	2	1	0	1	18
	vs. Penn State *	35	8-15	.533	5-10	.500	2-2	1.000	10	2	1	4	0	0	23
	at Nebraska *	35	10-23	.435	1-10	.100	0-0	.000	7	2	2	3	0	1	21
	Maryland *	39	9-16	.563	5-9	.556	3-3	1.000	11	1	0	2	1	4	26
	at Northwestern *	35	2-8	.250	0-3	.000	7-7	1.000	6	3	3	0	1	2	11
	Michigan *	34	4-11	.364	3-5	.600	9-10	.900	5	2	3	1	0	0	20
	Rutgers *	34	5-9	.556	2-5	.400	6-6	1.000	4	1	4	1	1	0	18
	Wisconsin *	35	4-12	.333	1-5	.200	3-4	.750	10	0	1	0	1	0	12
	at Maryland *	38	5-14	.357	2-5	.400	5-7	.714	6	1	1	2	1	3	17
	Illinois *	33	6-11	.545	1-3	.333	5-7	.714	6	2	1	3	0	1	18
	at Purdue *	26	3-8	.375	1-5	.200	1-2	.500	4	3	0	2	0	2	8
	Nebraska *	28	10-15	.667	2-4	.500	8-8	1.000	7	0	3	0	1	2	30
	at Indiana *	38	5-11	.455	1-3	.333	5-8	.625	6	1	0	2	0	2	16
	at Minnesota *	36	1-7	.143	0-1	.000	0-0	.000	8	2	1	1	0	0	2
	Ohio State *	37	4-12	.333	1-6	.167	4-4	1.000	4	1	1	0	0	1	13
	at Michigan State *	34	1-8	.125	0-5	.000	2-2	1.000	5	2	0	2	0	1	4
	Penn State *	35	3-10	.300	1-4	.250	6-6	1.000	6	0	1	2	0	0	13
	Purdue *	30	3-7	.429	0-2	.000	4-4	1.000	7	4	0	3	1	0	10
	at Illinois *	34	2-9	.222	1-3	.333	2-2	1.000	5	2	3	2	0	0	7
	Totals = 31	1009	144-337	.427	52-150	.347	95-111	.856	188	45	49	50	15	32	435
		32.6							6.1						14.0



**Overall: 20-11****Big Ten: 11-9****Home: 14-2****Away: 4-7****Neutral: 2-2**

Date	Opponent	Result	Attend.	Top Scorer	Top Rebounder
Nov. 8	SIUE	W, 87-60	10,300	Luka Garza, 20	Luka Garza, 12
^ Nov. 11	DePaul	L, 78-93	9,961	CJ Fredrick, 16	Kriener/Garza, 8
Nov. 15	Oral Roberts	W, 87-74	11,021	Luka Garza, 30	Garza, Nunge, 10
Nov. 21	North Florida	W, 83-68	9,389	Luka Garza, 29	Luka Garza, 12
Nov. 24	Cal Poly	W, 85-59	10,730	CJ Fredrick, 21	Luka Garza, 9
# Nov. 28	#12 Texas Tech	W, 72-61	4,855	Jordan Bohannon, 20	Luka Garza, 12
# Nov. 29	San Diego State	L, 73-83	4,855	CJ Fredrick, 16	Luka Garza, 8
\$ Dec. 3	at Syracuse	W, 68-54	20,844	Luka Garza, 23	Garza/Wieskamp, 9
* Dec. 6	at #4/5 Michigan	L, 91-103	12,707	Luka Garza, 44	Luka Garza, 8
* Dec. 9	Minnesota	W, 72-52	10,442	Joe Wieskamp, 23	Luka Garza, 10
+ Dec. 12	at Iowa State	W, 84-68	14,384	Luka Garza, 21	Luka Garza, 11
~ Dec. 21	vs. Cincinnati	W, 77-70	6,814	CJ Fredrick, 21	Luka Garza, 13
Dec. 29	Kennesaw State	W, 93-51	15,056	Luka Garza, 23	Luka Garza, 8
!* Jan. 4	vs. #21 Penn State	L, 86-89	7,881	Luka Garza, 34	Luka Garza, 12
* Jan. 7	at Nebraska	L, 70-76	14,722	Joe Wieskamp, 21	Luka Garza, 18
* Jan. 10	#12/14 Maryland	W, 67-49	11,721	Joe Wieskamp, 26	Luka Garza, 13
* Jan. 14	at Northwestern	W, 75-62	6,023	Luka Garza, 27	Connor McCaffery, 7
* Jan. 17	#19/20 Michigan	W, 90-83	14,136	Luka Garza, 33	Connor McCaffery, 13
* Jan. 22	#24/25 Rutgers	W, 85-80	10,006	Luka Garza, 28	Luka Garza, 13
* Jan. 27	Wisconsin	W, 68-62	12,566	Luka Garza, 21	Luka Garza, 18
* Jan. 30	at #15/15 Maryland	L, 72-82	16,369	Luka Garza, 21	Cordell PemsI, 8
* Feb. 2	#19/19 Illinois	W, 72-65	15,056	Luka Garza, 25	Luka Garza, 10
* Feb. 5	at Purdue	L, 68-104	14,804	Luka Garza, 26	Wieskamp/Kriener, 4
* Feb. 8	Nebraska	W, 96-72	15,056	Joe Wieskamp, 30	Luka Garza, 8
* Feb. 13	at Indiana	L, 77-89	17,222	Luka Garza, 38	Luka Garza, 8
* Feb. 16	at Minnesota	W, 58-55	14,625	Luka Garza, 24	Garza/Wieskamp, 8
* Feb. 20	#25/24 Ohio State	W, 85, 76	14,001	Luka Garza, 24	Cordell PemsI, 8
* Feb. 22	at #24/24 Michigan State	L, 70-78	14,797	Luka Garza, 20	Luka Garza, 9
* Feb. 29	#16/14 Penn State	W, 77-68	15,056	Luka Garza, 25	Luka Garza, 17
* March 3	Purdue	L, 68-77	13,216	Luka Garza, 26	Luka Garza, 12
* March 8	at #23/22 Illinois	L, 76-78	15,544	Luka Garza, 28	Luka Garza, 8

^ - *Gavitt Games*\$ - *Big Ten/ACC Challenge*+ - *Iowa Corn Cy-Hawk Series*# - *Las Vegas Invitational -- Las Vegas** - *Big Ten Conference Game*~ - *Chicago Legends -- Chicago*! - *The Palestra -- Philadelphia*% - *Big Ten Tournament -- Indianapolis*

Attendance Summary	Games	Totals	Average
Home	16	197,713	12,357
Away	11	162,041	14,731
Neutral	4	24,405	6,101
Totals	31	384,159	12,392

OVERALL GAMES: 20-11

Player	GP-GS	FG-FGA	PCT	3-pt. FG-FGA	3-pt. PCT	FT-FTA	PCT	REB	AVG	PF-D	AST	TO	BK	ST	PTS	AVG	MIN
Garza	31-31	287-530	.542	39-109	.358	127-195	.651	305	9.8	78-1	36	57	55	26	740	23.9	32.0
Wieskamp	31-31	144-337	.427	52-150	.347	95-111	.856	188	6.1	45-0	49	50	15	32	435	14.0	32.6
Fredrick	25-25	87-180	.483	47-102	.461	35-44	.795	48	1.9	43-0	69	32	5	17	256	10.2	28.6
Bohannon	10-6	25-84	.298	20-61	.328	18-18	1.000	16	1.6	17-0	33	11	0	8	88	8.8	25.0
Kriener	31-6	92-169	.544	15-46	.326	40-52	.769	127	4.1	60-2	26	40	24	10	239	7.7	18.2
Toussaint	31-20	68-180	.378	11-37	.297	54-65	.831	62	2.0	61-1	90	62	2	36	201	6.5	17.9
McCaffery, C	31-31	55-160	.344	33-97	.340	50-64	.781	124	4.0	80-2	124	27	3	35	193	6.2	30.1
Nunge	5-5	12-33	.364	3-14	.214	3-4	.750	23	4.6	7-0	9	6	0	1	30	6.0	17.7
Evelyn	31-0	34-100	.340	20-67	.299	27-31	.871	48	1.5	51-0	61	43	2	11	115	3.7	18.3
McCaffery, P	2-0	3-10	.300	0-4	.000	0-0	.000	5	2.5	2-0	1	0	0	1	6	3.0	13.4
Pemsl	28-0	26-53	.491	1-4	.250	26-42	.619	89	3.2	30-0	34	26	9	8	79	2.8	12.7
Ash	8-0	3-12	.250	3-11	.273	3-4	.750	5	0.6	3-0	2	2	0	3	12	1.5	3.1
Till	19-0	4-12	.333	0-0	.000	4-11	.364	14	0.7	15-0	4	4	5	3	12	0.6	4.8
Baer	4-0	1-2	.500	0-0	.000	0-2	.000	5	1.3	2-0	0	0	0	0	2	0.5	3.5
Hobbs	5-0	1-6	.167	0-1	.000	0-0	.000	1	0.2	1-0	0	2	0	0	2	0.4	2.6
<i>Team</i>								102				14					
TOTAL	31	842-1868	.451	244-703	.347	482-643	.750	1162	37.5	496-6	538	376	120	191	2410	77.7	40.0
OPP.	31	815-1895	.430	243-758	.321	368-507	.726	1095	35.3	589-13	478	384	115	192	2241	72.3	40.0

Score by Periods:	1	2	Total
Iowa	1148	1262	2410
Opponents	1099	1142	2241

BIG TEN GAMES ONLY: 11-9

Player	GP-GS	FG-FGA	PCT	3-pt. FG-FGA	3-pt. PCT	FT-FTA	PCT	REB	AVG	PF-D	AST	TO	BK	ST	PTS	AVG	MIN
Garza	20-20	201-380	.529	28-83	.337	94-139	.676	193	9.7	60-1	22	39	36	18	524	26.2	33.6
Wieskamp	20-20	95-227	.419	33-97	.340	76-87	.874	128	6.4	33-0	28	31	9	19	299	15.0	34.2
Fredrick	15-15	47-110	.427	26-64	.406	18-21	.857	28	1.9	26-0	40	19	2	6	138	9.2	29.9
Kriener	20-5	61-121	.504	11-39	.282	22-28	.786	80	4.0	46-2	17	25	20	5	155	7.8	20.1
Toussaint	20-18	47-122	.385	9-24	.375	27-32	.844	43	2.2	45-1	61	44	2	21	130	6.5	19.6
McCaffery, C	20-20	33-104	.317	25-69	.362	25-32	.781	81	4.1	54-1	79	17	0	23	116	5.8	31.5
Evelyn	20-0	24-74	.324	13-48	.271	20-22	.909	34	1.7	38-0	47	26	2	4	81	4.1	20.1
Bohannon	2-2	3-15	.200	2-8	.250	0-0	.000	5	2.5	5-0	13	1	0	0	8	4.0	27.2
Pemsl	19-0	18-30	.600	1-4	.250	14-22	.636	64	3.4	17-0	25	21	6	6	51	2.7	12.5
Ash	5-0	3-10	.300	3-10	.300	3-4	.750	5	1.0	2-0	2	1	0	2	12	2.0	2.4
Hobbs	2-0	1-4	.250	0-0	.000	0-0	.000	1	0.5	0-0	0	1	0	0	2	1.0	2.7
Till	13-0	3-7	.429	0-0	.000	1-2	.500	6	0.5	11-0	2	3	1	1	7	0.5	3.9
Baer	2-0	0-1	.000	0-0	.000	0-0	.000	1	0.5	1-0	0	0	0	0	0	0.0	2.9
<i>Team</i>								69				10					
TOTAL	20	536-1205	.445	151-446	.339	300-389	.771	738	36.9	338-5	336	238	78	105	1523	76.2	40.0
OPP.	20	539-1225	.440	167-509	.328	255-361	.706	721	36.1	367-9	335	224	79	120	1500	75.0	40.0

Score by Periods:	1	2	Total
Iowa	717	806	1523
Opponents	748	752	1500



CATEGORY	IOWA		OPPONENTS
<u>Points</u>	High	96 Nebraska	104 Purdue
	Low	58 Minnesota	49 Maryland
<u>FG Made</u>	High	39 Kennesaw State	41 Purdue
	Low	20 Wisconsin	17 Maryland
<u>FG Att.</u>	High	77 Nebraska	72 Cincinnati/Penn State
	Low	50 Cincinnati/Illinois	3x, last vs. Maryland
<u>FG%</u>	High	.600 Kennesaw State	.631 Purdue
	Low	.333 Wisconsin	.327 Maryland
<u>3-FG Made</u>	High	11 5x, last vs. Nebraska	19 Purdue
	Low	3 Michigan/Wisconsin	3 Cal Poly
<u>3-FG Att.</u>	High	34 Syracuse	34 Michigan/Purdue
	Low	13 Minnesota	17 Northwestern
<u>3-FG%</u>	High	.563 Michigan	.559 Purdue
	Low	.121 Nebraska	.136 Cal Poly
<u>FTM</u>	High	27 SIUE/Michigan	29 Michigan
	Low	2 Nebraska	3 Purdue
<u>FTA</u>	High	32 SIUE/DePaul/Wisconsin	34 Michigan
	Low	5 Nebraska	4 SIUE
<u>FT% (min. 10)</u>	High	1.000 Illinois	.947 San Diego State
	Low	.500 Kennesaw State	.500 Minnesota
<u>Off. Reb.</u>	High	20 North Florida	21 Purdue
	Low	5 3x, last vs. Ohio State	5 DePaul
<u>Def. Reb.</u>	High	38 Cincinnati	32 Maryland
	Low	15 Michigan/Purdue	18 Illinois
<u>Total Reb.</u>	High	48 3x, last at Nebraska	47 Purdue
	Low	24 Purdue	25 Michigan
<u>Assists</u>	High	27 Kennesaw State	29 Purdue
	Low	9 Indiana	7 Kennesaw State
<u>Steals</u>	High	14 Kennesaw State	13 Cincinnati
	Low	0 Illinois	1 Maryland
<u>Blocks</u>	High	8 Kennesaw State/Purdue	9 Minnesota
	Low	0 San Diego State/Michigan	0 Rutgers/Illinois
<u>Turnovers</u>	High	24 Cincinnati	24 Kennesaw State
	Low	6 North Florida	5 Illinois
<u>Fouls</u>	High	22 Michigan/Maryland/Indiana	28 Wisconsin
	Low	8 SIUE	13 Syracuse

GAME-BY-GAME SPECIALTY STATS

Date	Opponent	Pts. Off	Pts. in	2nd	Bench
		TO's	Paint	Chance	Points
11/8	SIUE	11	36	13	38
11/11	DePaul	21	32	10	35
11/15	Oral Roberts	18	42	13	16
11/21	North Florida	16	40	24	24
11/24	Cal Poly	17	34	13	27
11/28	vs. #12 Texas Tech	8	18	8	4
11/29	vs. San Diego State	17	22	10	25
12/3	at Syracuse	14	24	15	8
12/6	at #4/5 Michigan	10	56	27	14
12/9	Minnesota	16	32	10	10
12/12	at Iowa State	8	34	18	15
12/21	vs. Cincinnati	10	20	13	25
12/29	Kennesaw State	34	64	8	33
1/4	vs. #21 Penn State	7	34	19	8
1/7	at Nebraska	16	52	17	4
1/10	#12/14 Maryland	13	26	13	6
1/12	at Northwestern	3	26	4	18
1/17	#19/20 Michigan	6	30	2	14
1/22	#24/25 Rutgers	12	36	11	13
1/27	Wisconsin	9	28	16	4
1/30	at #15/15 Maryland	9	24	14	11
2/2	#19/19 Illinois	13	30	9	0
2/5	at Purdue	14	26	9	24
2/8	Nebraska	19	40	14	24
2/13	at Indiana	18	38	8	16
2/16	at Minnesota	11	32	8	13
2/20	#25/24 Ohio State	19	34	7	24
2/22	at #24 Michigan St	18	34	20	12
2/29	#16/14 Penn State	13	38	12	21
3/3	Purdue	10	20	9	14
3/8	at #23/22 Illinois	7	32	10	14
AVG.		13.5	33.3	12.3	15.9

IOWA AND OPPONENT INDIVIDUAL HIGH PERFORMANCES

CATEGORY	IOWA	OPPONENTS
<u>Points</u>	44 Luka Garza at Michigan	31 Anthony Cowan (Maryland)
<u>Field Goals Made</u>	17 (17-32) Luka Garza at Michigan	10 Oturu (Minnesota) / Harper (Rutgers)
<u>Field Goals Attempted</u>	32 (17-32) Luka Garza at Michigan	18 (8-18) Lamar Stevens (Penn State)
<u>Field Goal Percentage (min. 5 made)</u>	1.000 (9-9) Ryan Kriener vs. Kennesaw State	.900 (9-10) Tuukka Jaakkola (Cal Poly)
<u>3-Point Field Goals Made</u>	5 5x, last by Wieskamp vs. Maryland	7 (7-11) Devonte Green (Indiana)
<u>3-Point Field Goals Attempted</u>	14 (5-14) Jordan Bohannon at Syracuse	12 (5-12) Seth Lundy (Penn State)
<u>3-Point Field Goals Pct. (min. 5 made)</u>	1.000 (5-5) CJ Fredrick vs. Cal Poly	.667 (6-9) Ivan Gandia-Rosa (North Florida)
<u>Free Throws Made</u>	10 (10-13) Luka Garza at Michigan	10 (10-11) Anthony Cowan (Maryland)
<u>Free Throws Attempted</u>	14 (7-14) Luka Garza vs. Penn State	11 (10-11) Anthony Cowan (Maryland)
<u>Free Throw Pct. (min. 7 made)</u>	1.000 (9-9) Joe Toussaint vs. San Diego State	1.000 (9-9) Malachi Flynn (San Diego State)
<u>Offensive Rebounds</u>	7 Luka Garza vs. Penn State	7 Jackson-Davis (Indiana) / Boudreaux (Purdue)
<u>Defensive Rebounds</u>	12 2x, last by Luka Garza vs. Wisconsin	11 3x, last by Jalen Smith (Maryland)
<u>Total Rebounds</u>	18 2x, last by Luka Garza vs. Wisconsin	14 Smith (Maryland) / Boudreaux (Purdue)
<u>Assists</u>	10 Jordan Bohannon vs. Minnesota	9 Cassius Winston (Michigan State)
<u>Steals</u>	5 Joue Toussaint vs. Kennesaw State	5 Chris McNeal (Cincinnati)
<u>Blocks</u>	5 Luka Garza vs. Cincinnati	5 3x, last by Jalen Smith (Maryland)
<u>Turnovers</u>	6 Joe Wieskamp vs. Texas Tech	8 Two players

Season Bests

<u>Player</u>	<u>Points</u>	<u>3-Pointers</u>	<u>Rebounds</u>	<u>Assists</u>	<u>Blocks</u>	<u>Steals</u>
Austin Ash	8, Nebraska	2, Nebraska	2, twice	1, twice	---	2, Indiana
Michael Baer	2, Kennesaw State	---	3, Kennesaw State	---	---	---
Jordan Bohannon	20, Texas Tech	5, Syracuse	5, twice	10, Minnesota	---	2, twice
Bakari Evelyn	15, twice	3, twice	7, Cincinnati	7, Northwestern	1, twice	2, twice
CJ Fredrick	21, three times	5, Cal Poly	5, Oral Roberts	5, six times	1, five times	2, four times
Luka Garza	44, Michigan	4, Illinois	18, twice	4, Ohio State	5, Cincinnati	4, Purdue
Nicolas Hobbs	2, Nebraska	---	1, Nebraska	---	---	---
Ryan Kriener	20, Kennesaw State	2, twice	8, DePaul	3, Michigan	4, Minnesota	2, Cal Poly
Connor McCaffery	15, San Diego State	3, twice	13, Michigan	8, Illinois	1, three times	3, five times
Patrick McCaffery	4, SIUE	---	4, SIUE	1, DePaul	---	1, DePaul
Jack Nunge	14, Oral Roberts	2, Oral Roberts	10, Oral Roberts	3, North Florida	---	1, North Florida
Cordell Pems	10, Cal Poly	1, Maryland	8, three times	4, three times	1, six times	2, Ohio State
Riley Till	2, five times	---	3, Syracuse	1, four times	2, Kennesaw State	2, SIUE
Joe Toussaint	18, Penn State	2, three times	8, Cal Poly	8, Penn State	---	5, Kennesaw State
Joe Wieskamp	30, Nebraska	5, three times	11, Maryland	4, three times	2, twice	4, Maryland

Career Bests

<u>Player</u>	<u>Points</u>	<u>3-Pointers</u>	<u>Rebounds</u>	<u>Assists</u>	<u>Blocks</u>	<u>Steals</u>
Austin Ash	9, Savannah St., '18	3, Savannah St., '18	2, twice	2, Savannah St., '18	---	2, Indiana
Michael Baer	3, twice	1, Savannah St., '18	3, Kennesaw St., '19	---	---	---
Jordan Bohannon	30, UAB, '17	8, Maryland, '17	6, twice	13, TCU, '17	1, Nebraska '17	6, Pitt, '18
Bakari Evelyn	30, UNCW, '17	6, G. Wash, '18	9, SIU, '18	7, twice	1, eight times	4, three times
CJ Fredrick	21, three times	5, Cal Poly, '19	5, Oral Roberts, '19	5, six times	1, five times	2, four times
Luka Garza	44, Michigan, '19	4, Illinois, '20	18, twice	4, Ohio State	5, twice	4, Purdue, '20
Nicolas Hobbs	5, Savannah St., '18	1, Savannah St., '18	1, twice	2, Savannah St., '18	---	---
Ryan Kriener	20, Kennesaw St, '19	2, twice	10, Michigan, '19	5, Penn State, '19	4, Minnesota	2, seven times
Connor McCaffery	19, UConn, '18	3, twice	13, Michigan, '20	8, three times	1, four times	3, five times
Patrick McCaffery	4, SIUE, '19	---	4, SIUE, '19	---	---	---
Jack Nunge	18, Ohio State, '18	3, Grambling St, '17	20, Oral Roberts, '19	4, twice	4, Southern, '17	4, Chicago St, '17
Cordell Pems	21, Stetson, '16	1, Maryland, '20	14, Virginia Tech, '17	6, Virginia Tech, '17	3, Rutgers, '17	4, South Dakota, '17
Riley Till	10, Savannah St., '18	---	3, twice	2, twice	2, Kennesaw State	2, twice
Joe Toussaint	18, Penn State, '20	2, three times	8, Cal Poly, '19	8, Penn State, '20	---	5, Kennesaw St, '19
Joe Wieskamp	30, Nebraska, '20	6, Illinois, '18	11, twice	4, three times	2, three times	5, Michigan, '19



Capacity crowds at the 15,056-seat Carver-Hawkeye Arena are the norm in Iowa City. Iowa has ranked in the Top 30 in national attendance each of the past eight seasons, including 27th a year ago.

**2019-20 IOWA HAWKEYE FINAL NOTES**

- If not for the COVID-19 global pandemic, Iowa would have competed in its 27th NCAA Tournament, including its fifth appearance in seven seasons.
- No. 25 Iowa had seven victories over ranked opponents, the most by an Iowa team since 2006 (8) and the most by any team in the country in 2019-20.
- Luka Garza earned National Player of the Year honors by six major news outlets, was recognized as the Big Ten and USBWA District VI Player of the Year, NABC Pete Newell Big Man of the Year and Naismith Kareem Abdul-Jabbar Center of the Year, as well as being honored as a unanimous consensus first-team All-American.
- Iowa posted six victories away from Iowa City (four true road wins), fifth most in the Big Ten behind Michigan State (10), Michigan (8), Maryland (8), and Penn State (7).
- The Hawkeyes owned nine Quad 1 wins and four Quad 2 victories in 2019-20. The 13 combined wins tied Penn State and Wisconsin for third most among Big Ten teams (Maryland and Michigan State each had 14).
- Fran McCaffery has guided Iowa to 20 wins or more in six of the last eight years. He has led Iowa to Big Ten upper division finishes seven of the last eight years. Only Michigan State (8) has more first division finishes than Iowa (7) and Wisconsin (7) since the 2013 season.
- Luka Garza scored 20+ points in 16 straight Big Ten games, breaking the school's 49-year old record. The 16-game streak is the most in the Big Ten since Ohio State's Dennis Hopson accomplished the feat in 1987. Garza scored 20+ points in 19-of-20 Big Ten games in 2019-20. His 740 points are the most in a single-season by any Iowa player.
- Luka Garza was the only player in the country to amass 700+ points, 300+ rebounds, 50+ blocks and 35+ 3-pointers in 2019-20. The last three D-I players to accomplish the feat: Frank Kaminsky (2014-15); Michael Beasley (2007-08); Kevin Durant (2006-07).
- Iowa is the first Big Ten school to have student-athletes earn Player of the Year honors in men's basketball (Luka Garza), women's basketball (Kathleen Doyle), and wrestling (Spencer Lee), dating back to 1986. Additionally, Wayne Lawrence was named Men's Indoor Track Athlete of the Year and Laulaga Tausaga was tabbed Women's Indoor Field Athlete of the Year.
- Iowa has three athletes who finished the 2019-20 season with consecutive free throws made streaks: Jordan Bohannon has made 24 straight, including all 18 attempts in 2019-20; Joe Wieskamp has made his last 22 free throw attempts, dating back to Feb. 13; Joe Toussaint has sank 17 straight from the charity stripe, dating back to Jan. 27.
- Luka Garza was one of only two players nationally to average better than 23 points and nine rebounds per contest. He ranked first in the Big Ten in scoring (23.9 ppg), third in double-doubles (15), and fourth in rebounding (9.8 rpg).
- Luka Garza (23.9) and Joe Wieskamp (14.0) combined to average 37.9 points per game, which was the fifth best scoring duo in the country in 2019-20. Garza and Wieskamp combined for 1,175 points, the third highest scoring duo in program history.
- Iowa has won 10 or more Big Ten games five of the last six seasons.
- Connor McCaffery was the only player in the country with 120+ assists and less than 30 turnovers. He also led the country in assist-to-turnover ratio (4.59).
- Iowa led the Big Ten in scoring offense (77.7); the Hawkeyes have led the conference in scoring three of the last seven seasons, including the last two years.

2019-20 POSTSEASON CANCELED DUE TO COVID-19 PANDEMIC

On March 12, 2020, the Big Ten Conference announced the cancellation of all conference and nonconference competitions and participation in all NCAA tournaments and competitions, including the 2020 NCAA Basketball Championship.

The NCAA followed suit, canceling all Winter Championships.

The cancellation occurred hours before No. 5 seed Iowa (20-11) was slated to play 12th-seeded Minnesota (15-16) at the Big Ten Tournament in Indianapolis.

LUKA GARZA HAS HISTORIC SEASON

Junior Luka Garza had a historic season, earning National Player of the Year honors by six major news outlets, recognized as the Big Ten and USBWA District VI Player of the Year, Pete Newell Big Man of the Year and Kareem Abdul-Jabbar Center of the Year, as well as being honored as a unanimous consensus first-team All-American.

The six news outlets to name Garza National Player of the Year include: *Sporting News*, *Basketball Times*, *Stadium*, *Bleacher Report*, FOX, and ESPN. He is the first Iowa men's basketball player to earn national player of the year distinction. Garza was also a unanimous consensus first-team All-America selection. He joins former Hawkeyes Murray Wier (1948) and Charles Darling (1952) as the program's only consensus first team All-Americans. Garza is also the first Hawkeye to win the Abdul-Jabbar and Newell national awards.

Garza (740 points and 305 rebounds) is one of three Big Ten players to ever total 740+ points and 300+ rebounds in a single-season (Purdue's Glenn Robinson in 1994 and Purdue's Joe Barry Carroll in 1979). He ranked second nationally with 12 20-point/10-rebound performances, 20-point games (25); third in total field goals made (287) and points per 40 minutes played (29.8), fifth in scoring (23.9), 10th in 30-point games (5), 19th in double-doubles (15) and offensive rebounds per game (3.58), and 34th in rebounding (9.8). His 15 double-doubles are third most in a single-season by a Hawkeye in three decades and the most since 2002 (Reggie Evans, 18). Garza averaged 26.7 points, 11.1 rebounds, and 1.7 blocks in 12 games against AP ranked opponents in 2019-20, including recording 11 straight 20-point performances, the longest streak by any player since UConn's Kemba Walker in 2011.

Iowa's Male Athlete of the Year, Garza finished the 20-game league schedule averaging 26.2 points per game, becoming the first player to average at least 26 points in Big Ten play since Purdue's Glenn Robinson in 1994 (31.1 ppg). Garza scored a school-record 740 points this season, breaking the program's 50-year old record previously set by John Johnson in 1970. He scored 20 points or more in a school-record 16 straight Big Ten games, the longest streak by any player in the Big Ten since Ohio State's Dennis Hopson 16 in 1987.

Garza is the only Big Ten player to register seven 25-point/10-rebound performances in the same season in more than 17 years. He has produced the two highest point totals in a game by a Big Ten player this season (44 at Michigan; 38 at Indiana).

LUKA GARZA HONORS (2019-20)

- National POY (*Sporting News*, *Basketball Times*, ESPN, Stadium, Bleacher Report, FOX)
- Unanimous Consensus First-Team All-America
- NABC Pete Newell Big Man of the Year
- Naismith Kareem Abdul-Jabbar Center of the Year
- Big Ten Men's Basketball Player of the Year
- USBWA District VI Player of the Year
- Naismith Trophy, Wooden Award, Oscar Robertson Trophy, and Lute Olson Award finalist
- Iowa Male Athlete of the Year



COOL HAND LUKA

Luka Garza became the sixth Hawkeye to average 22+ points per game and first in 49 years since Fred Brown averaged 27.6 points per game in 1971. He became the fourth Big Ten player since 1993 to average at least 23 points per game (Glenn Robinson, Shawn Respert, and Carsen Edwards).

Garza finished the 20-game conference schedule averaging 26.2 points per game to become Iowa's first scoring leader in Big Ten games only since Adam Haluska (21.3 ppg) in 2007. Garza is the first player to average at least 26 points in Big Ten play since Purdue's Glenn Robinson in 1994 (31.1 ppg) and highest Big Ten scoring average by a true center since Minnesota's Tom Kondla (28.3 ppg) in 1967.

Garza tallied 38 points at Indiana (Feb. 13). The 38 points were two points shy of matching the Assembly Hall single-game record by an opponent. Garza had the two highest single-game point totals in the Big Ten in 2019-20: 44 at Michigan & 38 at Indiana. He amassed 77 points in two games against Michigan, the most points by any Big Ten player versus a single opponent in regular season conference play over the last 20 seasons.

Garza, who is 12th on Iowa's career scoring chart with 1,559 points, is the fourth Hawkeye over the last four decades to average better than 20 points per game. He totaled 287 field goals and 530 field goal attempts; two field goals from John Johnson's record of 289 in 1970 and five attempts from tying Fred Brown's record of 535 in 1971.

He is one of six Hawkeyes in school history with 1,550 points and 650 rebounds and is the only Iowa player to post those numbers through his junior season. Garza joined Jarrod Uthoff (2015 & 2016) as the only players in program history to total 50+ blocks and 35+ 3-pointers in a season.

Garza is also one of only five Big Ten players since the 2010-11 season to register multiple 30-point/10-rebounds games in the same season.

Garza was twice named Big Ten Player of the Week, Dec. 9 and Jan. 20. He averaged 33.5 points and 8.5 rebounds in road games at Syracuse and No. 4 Michigan in early December and averaged 30 points and five rebounds in wins over Northwestern and Michigan.

Garza scored 25 points or more 13 times in 2019-20 (fifth nationally). He controlled 10 rebounds or more in 14 games. He grabbed 12 or more rebounds 10 times. He snagged a career-best 18 boards twice in 2019-20 (at Nebraska and versus Wisconsin).

Garza is the first Hawkeye in program history to score 700 points in a season.

TOUSSAINT SHINED AS POINT GUARD IN FRESHMAN SEASON

Freshman Joe Toussaint started Iowa's last 20 games after coming off the bench the first 11 contests. He was first on the squad in steals per game (1.15), second in assists (2.9) and fifth among active players in scoring (6.5) in 2019-20.

Toussaint made his last 17 free throw attempts, dating back to Jan. 27, and was six of his last 10 from 3-point range (.600) over the last six contests.

The New York native was named Big Ten Freshman of the Week (Jan. 6) for his efforts versus No. 21 Penn State (Jan. 4). He scored a personal-best 18 points to go along with team bests in assists (4) and steals (2). Toussaint netted 16 of his 18 points in the second half and tied a personal best sinking two 3-pointers.

KRIENER FINISHED COLLEGIATE CAREER STRONG

Ryan Kriener played at a high level over the course of his final season as a Hawkeye. Kriener ranked fifth on the team in scoring (7.7) and fourth in rebounding (4.1) in 2019-20. He led the team in field goal accuracy (.544). Kriener was second on the team in scoring (9.8) and fourth in rebounding (4.0) over the last five outings.

Kriener posted double digits in three of the last six games: No. 25 Ohio State (12 points and four rebounds); Minnesota (10 points, seven rebounds, and rejected a game and personal-best four shots) and No. 24 Michigan State (18 points and seven rebounds).

He made 16 straight field goals over a span of three home games (Kennesaw State; Maryland; Michigan). He has had four games in 2019-20 where he did not miss a field goal attempt (5-of-5 vs. DePaul; 3-of-3 vs. Cal Poly; 9-of-9 vs. Kennesaw State; 2-of-2 vs. Maryland).

Kriener had a career night against Kennesaw State (Dec. 29). The senior was a perfect 9-of-9 from the field, including sinking his only 3-point attempt, and making his only free throw attempt for a career-best 20 points. Kriener scored eight straight points in the first half, while also rejecting a personal-best three shots versus Penn State (Jan. 4).

CONNOR McCAFFERY VALUED THE BASKETBALL

Sophomore Connor McCaffery was the nation's best in taking care of the basketball in 2019-20. He was the only player in the country with 120+ assists and less than 30 turnovers. He finished the 2019-20 campaign as the national leader in assist-to-turnover ratio (4.6) and was only player in the country averaging at least six points, four rebounds, four assists, and fewer than one turnover per game.

He is the only player nationally, dating back to 1993, with 120+ assists, 120+ rebounds, 175+ points, 25+ steals, and 27 or fewer turnovers in a season.

McCaffery registered 33 assists and only four turnovers over the last six games (197 minutes). Over the last 10 games, he had three seven-assist/0-turnover efforts, boasting a 6.85 assist-to-turnover ratio (48 assists; seven turnovers in a combined 322 minutes).

McCaffery, who had to play multiple positions in 2019-20 due to lack of depth (1-4), had more steals (35) than turnovers (27).

McCaffery (finance major) was named to the CoSIDA Academic All-District First Team, posting a 3.5 GPA. He was also selected as Iowa's male representative on the Big Ten Sportsmanship Award.

CJ FREDRICK MADE IMMEDIATE IMPACT

Freshman CJ Fredrick made an impact in 2019-20. He was third on the team in scoring (10.2), and first in the Big Ten in 3-point accuracy (.461, 47-of-102) and 14th in field goal accuracy (.483, 87-of-180). His 10.2 points per game ranked third among Big Ten freshmen.

Fredrick was one of only three players nationally -- and only player from a major conference dating back to 1993 -- with 65+ assists, 32 or fewer turnovers, and shoot 46%+ from 3-point range.

Fredrick missed six full games and two second halves, dating back to early December, due to sustaining different injuries (quad, ankle, stress reaction in foot).

Fredrick was named Big Ten Freshman of the Week on Jan. 20, after averaging 16 points, four assists, and three rebounds in wins over Northwestern and Michigan.

Fredrick was named to the Las Vegas Invitational All-Tournament Team after averaging 13 points, 3.5 assists, and 3.0 rebounds. He equaled a personal-best 21 points in Iowa's win over Cincinnati.

Fredrick led Iowa in scoring four times (DePaul, Cal Poly, San Diego State, and Cincinnati).

**HAWKEYES EARN POSTSEASON HONORS**

In addition to Luka Garza being named Big Ten Men's Basketball Player of the Year, Garza was also a unanimous first-team all-conference selection by both the media and coaches. Sophomore Joe Wieskamp was a third-team all-conference honoree, while CJ Fredrick was selected to the five-player All-Freshman Team. Red-shirt sophomore Connor McCaffery is the recipient of Iowa's Big Ten Men's Basketball Sportsmanship Award.

Head Coach Fran McCaffery has coached a first-team All-Big Ten honoree five of the last seven seasons, the most over a seven-year span since 1956-62. Garza joins Devyn Marble (2014), Aaron White (2015), Jarrod Uthoff (2016), and Peter Jok (2017) as first team selections.

Fredrick is the ninth Hawkeye to be voted to the five-player All-Freshman Team since the honor was first introduced in 2003. Fredrick is the seventh rookie to be recognized on the All-Freshman Team under Fran McCaffery and the fourth in four years (Jordan Bohannon and Tyler Cook in 2017; Joe Wieskamp in 2019).

Garza was also voted the United States Basketball Writers Association (USBWA) District VI Player of the Year on Tuesday, as well as the all-district team. Joining Garza on the 10-player all-district squad is teammate Joe Wieskamp.

Garza and Wieskamp's honor marks the sixth time in seven seasons that a Hawkeye has garnered all-district recognition (Devyn Marble in 2014; Aaron White in 2015; Jarrod Uthoff and Peter Jok in 2016; Jok in 2017; Cook in 2019; Luka Garza and Joe Wieskamp in 2020).

IOWA'S STATISTICAL COMPARISONS

	All Games	Big Ten	Home Games	Away Games	Iowa Wins	Iowa Losses
Record	20-11	11-9	14-2	6-9	20-0	0-11
Points	77.7	76.2	80.8	74.5	79.1	75.4
Opp. Pts	72.3	75.0	68.1	76.8	64.5	86.5
FG%	.451	.445	.465	.436	.462	.431
FG Def.	.430	.440	.414	.448	.392	.502
3-PT%	.347	.339	.364	.331	.379	.291
3-pt. Def.	.321	.328	.301	.342	.276	.399
FT%	.750	.771	.741	.762	.737	.774
REB	37.5	36.9	38.5	36.4	39.5	33.9
AST	17.4	16.8	18.9	15.7	18.9	14.5
TO	12.1	11.9	11.5	12.8	11.5	13.3
STL	6.2	5.3	6.7	5.6	6.5	5.6
BLK	3.9	3.9	4.6	3.1	4.4	3.0

JORDAN BOHANNON TO RETURN FOR REDSHIRT SENIOR SEASON

Jordan Bohannon had surgery on his left hip last December after playing in 10 games in 2019-20. The native of Marion, Iowa, had the same procedure successfully performed on his right hip May, 2019. He played in 10 games prior to his latest procedure, averaging 8.8 points and 3.3 assists per game.

Bohannon has made a school-record 284 three-pointers and enters his final season as a Hawkeye 90 triples from tying the all-time Big Ten record (374, Jon Diebler).

A third-team All-Big Ten performer in 2019, Bohannon was credited with a team-best 118 assists, becoming just the seventh Hawkeye to register three 100-assist seasons. He is one of 10 Division I basketball players since 1992, to total at least 79 3-pointers and 118 assists in each of his first three seasons. As a junior, Bohannon ranked third on the team in scoring (11.6 ppg) and led the Big Ten in free throw accuracy during league play.

Bohannon became the seventh Hawkeye to register three 100-assist seasons (Dean Oliver, Jeff Horner, B.J. Armstrong, Andre Woolridge, Mike Gesell, Devyn Marble).

LUKA GARZA MAKES HISTORY

- Luka Garza became the 49th Hawkeye to score No. 1,000 points, reaching the 1,000-point milestone after netting a career-high 44 points against the Wolverines on Dec. 6. Garza's 44 points are the most by an Iowa big man, third most in a single-game in program history, and are the most scored by a Hawkeye in a single-game since guard John Johnson poured in a school-record 49 points against Northwestern on Feb. 24, 1970.
- Garza's 44 points are the most scored by a visiting player in Crisler Center history, besting Ohio State's Dennis Hopson's 39 points on Jan. 8, 1987. The 44-point outburst is the second highest scoring output by any player in Crisler Center history (48 by Rudy Tomjanovich vs. Indiana on Jan. 7, 1969).
- Garza's 44 points are believed to be the most in a game by a Big Ten player since Purdue's Glenn Robinson scored 44 against Kansas on March 24, 1994.
- Garza made 17 field goals, tying Bruce King (vs. Michigan on Jan. 31, 1976) for third most in a game in Iowa history. Garza's 32 attempts tie three others (Fred Brown, Murray Wier and Charles Darling) for fourth most in Iowa history.
- Garza's 27 first-half points are the most by a Hawkeye in a half since Jarrod Uthoff had 30 at Iowa State (Dec. 10, 2015).
- Garza scored all 44 of his points against the Wolverines at the free throw line and inside the 3-point arc. Garza is the first Big Ten player to score 40 points or more without making a 3-pointer since Jared Sullinger had 40 points without a triple against IUPUI in 2010.

IOWA HAD 4 BIG TEN STAT CHAMPIONS IN 2019-20

The Hawkeyes had four different players lead the conference in four major statistical categories. Luka Garza was first in points per game (23.9), Joe Wieskamp led all players in free throw accuracy (.856), CJ Fredrick was tops in 3-point field goal percentage (.461), while Connor McCaffery led the league and nation in assist-to-turnover ratio (4.6).

All four will be returning in 2020-21, along with redshirt senior Jordan Bohannon, who is Iowa's all-time 3-point leader.

IOWA VS. RANKED TEAMS

The Hawkeyes were 7-5 against ranked opponents, posting wins over No. 12 Texas Tech, No. 12 Maryland, No. 19 Michigan, No. 24 Rutgers, No. 19 Illinois, No. 25 Ohio State, and No. 16 Penn State. Iowa's seven wins over ranked opponents are the most in a single-season since 2006 (8) and the most by any team nationally in 2019-20.

McCAFFERY RECORDS WIN NO. 20

Fran McCaffery and the Iowa Hawkeyes have reached the 20-win plateau for the sixth time in eight seasons. McCaffery joins Lute Olson (6) and Tom Davis (10) as the only Iowa head coaches to win 20 or more games in at least five seasons.

McCaffery has taken Iowa to the NCAA Tournament four times, and likely a fifth time this past March if not for the postseason cancellation due to the COVID-19 global pandemic. Among Iowa's head basketball coaches, McCaffery ranks third in tournament appearances behind Davis (9) and Olson (5). Davis is Iowa's all-time winningest coach, while McCaffery is second.

HAWKEYE TRIFECTA

Iowa has had a student-athlete lead the Big Ten in free throw percentage (league games only) each of the past three seasons. Jordan Bohannon led the conference in 2018 (.949) and 2019 (.901), while Joe Wieskamp was first in 2020 (.874).



HAWKEYE FASTBREAKS

- Iowa posted a 4-2 record in Big Ten one-plays in 2019-20. The Hawkeyes beat Ohio State, Northwestern, Rutgers, and Wisconsin. Iowa lost at Indiana and at No. 24 Michigan State.
- Iowa posted a 14-2 record at home in 2019-20, winning 13 straight contests between Nov. 15 and Feb. 29. The 13-game home winning streak was the second longest in a single-season in Carver-Hawkeye Arena history (17 in 2006). Iowa was the last team to win a loose a Big Ten home game in 2019-20.
- Iowa was 13-0 when holding opponents to 69 points or fewer. The Hawkeyes were 14-4 when outrebounding their opponents.
- Iowa was 3-3 against the top four teams (Michigan State, Wisconsin, Maryland, and Illinois in the Big Ten in 2019-20. The three wins tied Rutgers (3-3) and Maryland (3-2) for second most behind Michigan State (4-2).
- Iowa and Maryland were the only Big Ten schools to have both men's and women's basketball teams ranked in the final AP Poll.
- Iowa was nationally ranked in the AP Poll each of the last eight weeks and in the Coaches Poll nine straight weeks. The Hawkeyes were ranked No. 25 in the final AP Poll.
- Iowa won five straight Big Ten games during the month of January, marking the fourth time in the last six seasons that the Hawkeyes have won at least five consecutive Big Ten games (2019-20; 2018-19; 2015-16; 2014-15).
- The Hawkeyes registered 189 wins over the last decade, the third highest winning decade in program history. Iowa won 207 games in the 1980's and 194 in the 1990's.
- Iowa won five games during the months of November, December, January, and February.
- Iowa recorded an 84-68 win over Iowa State in Ames on Dec. 12. The win snapped Iowa State's eight-game win streak over the Hawkeyes in Hilton Coliseum. The Hawkeye victory is Iowa's first over the Cyclones in Ames since March 21, 2003.
- Luka Garza and CJ Fredrick were named to the 2019 Las Vegas Invitational All-Tournament Team.
- Iowa finished runners-up at the Las Vegas Invitational, beating No. 12 Texas Tech in the semifinals and falling to San Diego State in the championship game.
- Iowa's 85 points are the most Rutgers has allowed in 2019-20 (Jan. 22). The Hawkeyes were also the first Rutgers opponent to shoot better than 50 percent from the field this past season.
- Iowa visited The Palestra in Philadelphia on Jan. 4, for a Big Ten game against Penn State. It marked the Hawkeyes' first visit to the historic building since 1961. Fran McCaffery played in The Palestra for three years while a guard at Penn (1980-82).
- Jordan Bohannon dished out a season-high 10 assists (zero turnovers) against Minnesota (Dec. 9), marking the seventh time in his career that the senior was credited with 10 assists or more.
- Luka Garza netted a career-high 30 points, bolstered by sinking 12 field goals against Oral Roberts (Nov. 15). The 12 field goals made ties four former Hawkeyes for most in a single-game in the Fran McCaffery era (Peter Jok, Jarrod Uthoff, Matt Gatens, and Isaiah Moss). Garza is the seventh Hawkeye to score 30 or more points in a single game in the McCaffery era. Garza is the first Hawkeye to total 29 or more points in back-to-back games (Oral Roberts, North Florida) since Matt Gatens in 2011-12.
- Iowa's 96 points against Nebraska on Feb. 8 (96-72) in Iowa City was a season high and most points scored against Nebraska in the 34-game series history. The 24-point win is Iowa's third largest margin of victory over Nebraska in the series.
- Iowa registered its first season sweep over Minnesota in eight seasons and posted its first win at Williams Arena in five years.

- Iowa held the Minnesota to 52 points on Dec. 9, the fewest in the series since 2007 (49). The Hawkeyes held Maryland to 49 points on Jan. 10, its lowest point total in a league game since joining the Big Ten in 2014-15.
- Michael Baer, Joe Wieskamp, and Connor McCaffery were recognized on the spring semester Dean's List. Additionally, those three players and Jack Nunge were named Academic All-Big Ten.
- Iowa has qualified for four NCAA tournaments over the last six completed seasons (2014, 2015, 2016, 2019) and seven post-season tournaments over the last eight seasons (4 NCAA; 3 NIT).
- Iowa has won 64 of its last 69 nonconference home games, dating back to 2012.
- Iowa is 96-23 when scoring 80 points or more, the last 10 seasons. The Hawkeyes are 78-2 when holding opponents to fewer than 61 points, the last 10 years.

IOWA RANKS HIGH IN NATIONAL ATTENDANCE

Iowa ranked No. 27 in the country in attendance, averaging 12,357 fans in 16 home games. It marked the eighth straight season that the Hawkeyes ranked in the top 30 nationally in attendance.

The Big Ten led all leagues in attendance for the 43rd straight year.

3 HAWKEYES GRANTED MEDICAL HARDSHIP WAIVERS

Forwards Jack Nunge and Patrick McCaffery, and guard Jordan Bohannon were each granted medical hardship waivers in 2019-20.

Nunge suffered a season-ending torn anterior cruciate ligament (ACL) of his right knee in November. Bohannon had season-ending hip surgery in December, while McCaffery was dealing with residual health and wellness issues related to his thyroid.

COACHING EXPERIENCE

Fran McCaffery has the most experienced coaching staffs in the country. The Iowa men's basketball staff has 73 years of combined collegiate head coaching experience and more than 125 years of collegiate coaching under their belts.

Iowa is one of two programs nationwide who have four current/former Division I head coaches on their active coaching staffs (Pitt).

RECENT GRADUATES PLAYING PROFESSIONAL BASKETBALL

A number of recent Iowa basketball graduates are playing professionally: Jarrod Uthoff (NBA: Washington Wizards), Nicholas Baer (NBA G League: Raptors 905), Devyn Marble (Italy), Tyler Cook (NBA: Denver Nuggets), Adam Woodbury (NBA G League: Grand Rapids Drive), Anthony Clemmons (Monaco), Gabriel Olaseni (Turkey), Melsahn Basabe (Slovakia), Peter Jok (France), Aaron White (Greece), and Ryan Kriener (Slovenia).

IOWA HISTORY

Iowa has played 2,838 games since beginning basketball in 1902. Iowa's overall record is 1,668-1,168 (.588). Iowa's 1,668 wins are 38th most among Division I programs. That includes a 1,066-372 (.741) record in home games, a 596-795 (.428) record in contests away from Iowa City, a 786-797 (.496) mark in Big Ten games and a 471-146 (.763) record in Carver-Hawkeye Arena.

SHARING THE ROCK

One of the trademarks of Fran McCaffery's style of play is sharing the basket.

Iowa ranked third in the country in assists per field goals made, registering assists on 63.9 percent of its made baskets in 2019-20.



School	1st Mtg.	Last Mtg.	W-L	School	1st Mtg.	Last Mtg.	W-L	School	1st Mtg.	Last Mtg.	W-L
Abilene Christian	1986	1986	2-0	Coe	1905	1921	15-2	Hawai'i	1970	2001	3-0
Air Force	2005	2005	1-0	Colgate	1990	2006	3-0	Hawaii-Hilo	1986	1991	2-0
Alabama	2007	2010	1-1	Colorado	1954	2017	5-3	Hawaii-Pacific	1986	1986	1-0
Alabama-Birmingham	1999	2017	2-0	Colorado College	1949	1950	2-0	Highland Park	1903	1913	4-1
Alabama State	2002	2018	3-0	Colorado State	1954	1980	2-2	Holy Cross	1976	1976	1-0
Alaska-Anchorage	1987	1987	1-0	Concordia (MO)	1930	1930	0-1	Houston	1969	1982	1-1
Alcorn State	2014	2014	1-0	Connecticut	1996	2018	3-1	Howard	2012	2012	1-0
American-Puerto Rico	1993	1993	1-0	Coppin State	1999	2015	4-0	Idaho	1982	1982	0-1
Arizona	1958	1996	5-3	Cornell (IA)	1911	1924	16-4	Idaho State	2008	2010	2-0
Arizona State	1981	2007	1-2	Cornell (NY)	1958	2007	3-0	Illinois	1908	2020	76-86
Arkansas	1966	1999	3-2	Creighton	1922	2011	14-11	Illinois State	1988	1988	0-1
Arkansas-Little Rock	1985	1986	2-0	Dartmouth	1988	1994	2-0	Illinois YMCA	1906	1906	0-1
Arkansas-Pine Bluff	2013	2013	1-0	Davidson	1969	2015	2-0	Illinois Wesleyan	1921	1985	3-1
Arkansas State	1986	1986	0-1	Dayton	1980	2015	2-1	Indiana	1909	2020	78-104
Army	1992	1992	1-0	Delaware	1987	1987	1-0	Indiana State	1941	2013	2-0
Ashland (OH)	1971	1971	1-0	Delaware State	2016	2016	1-0	Iowa National Guard	1905	1913	2-1
Augustana (IL)	1902	1946	8-2	Denver	1937	1978	7-0	Iowa State	1910	2020	46-27
Augustana (SD)	1976	1976	1-0	DePaul	1939	2020	2-2	Iowa Wesleyan	1912	1916	3-0
Austin Peay	1997	1997	1-0	DePauw	1940	1952	4-0	IPFW	2011	2011	1-0
Baylor	1983	2013	1-1	Des Moines College	1903	1903	1-0	Ithaca	1949	1949	1-0
Boise State	2011	2011	1-0	Des Moines YMCA	1902	1913	3-5	Jackson State	1989	1989	1-0
Boston College	1975	2009	0-2	Detroit	1941	2001	7-0	Jacksonville	1970	1970	0-1
Boston University	1985	2002	3-0	Drake	1909	2017	59-10	James Madison	1983	1983	1-0
Bowling Green	1968	1971	3-0	Drexel	1990	1990	1-0	Kansas	1902	2000	7-3
Bradley	1930	2008	6-4	Dubuque YMCA	1902	1902	1-0	Kansas City AC	1907	1907	0-1
Brigham Young	1983	1987	2-0	Duke	1969	2002	1-7	Kansas State	1947	2009	4-4
BYU-Hawaii	1995	1995	1-0	Duquesne	1930	1972	2-2	Kennesaw State	2016	2020	2-0
Brown	1989	2011	2-0	Eastern Illinois	1989	2008	5-0	Kent	1977	1979	3-0
Bryant	2009	2018	2-0	Eastern Michigan	1993	1993	1-0	Kentucky	1956	2006	3-5
Bucknell	1998	1998	1-0	Eastern Washington	2004	2004	1-0	Knox	1922	1943	4-0
Butler	1924	1992	6-6	East Tennessee State	1991	1996	2-0	Lafayette	1988	1988	1-0
California	1952	1997	6-4	Evansville	1960	1966	5-2	La Salle	1955	1996	1-1
Cal-Irvine	1987	1993	2-1	Fairfield	2006	2006	1-0	Lawrence Tech	1950	1950	0-1
Cal-Poly	1969	2020	2-0	Farleigh Dickinson	2013	2013	1-0	Leander-Clarke	1912	1914	3-0
Cal State-Northridge	1978	1997	2-0	Florida Atlantic	2003	2003	1-0	Lehigh	1986	1994	2-0
Cal-Santa Barbara	1990	1990	1-0	Florida Gulf Coast	2008	2008	1-0	Lewis Institute	1906	1911	0-2
Campbell	2011	2011	0-1	Florida State	1988	2015	2-1	Liberty	2003	2003	1-0
Carleton	1911	1948	10-6	Furman	1986	1986	1-0	Lombard	1917	1922	2-1
Carnegie Tech	1950	1950	1-0	Gardner-Webb	2012	2015	2-0	Long Beach State	1994	2010	1-1
Cedar Rapids YMCA	1908	1908	2-0	George Mason	1985	1985	1-0	Long Island	1995	1998	2-0
Centenary	1992	2005	3-0	George Washington	1996	1996	1-0	Longwood	2014	2014	1-0
Central Conn. State	1993	1993	1-0	Georgetown	1980	1980	1-0	Loyola-Chicago	1936	1968	4-3
Central Arkansas	2011	2011	1-0	Georgia	1989	1998	1-1	Loyola-Marymount	1956	1987	2-0
Central Florida	1989	1989	1-0	Georgia State	1985	2007	2-0	Loyola-New Orleans	1957	1960	2-0
Central Michigan	2012	2012	1-0	Georgia Tech	2001	2003	1-1	Los Angeles State	1962	1962	1-0
Charleston Southern	2009	2009	1-0	Gonzaga	1984	2015	2-1	Louisiana	2017	2017	0-1
Charlotte	1973	1973	1-0	Grambling State	1997	2017	2-0	Louisiana-Monroe	1976	2010	4-1
Chaminade	1991	1997	2-0	Green Bay	1974	2018	3-0	Louisiana Tech	1992	2010	3-0
Chattanooga	2001	2001	1-0	Grinnell	1902	1917	18-19	LSU	1964	2002	0-3
Chicago	1905	1946	33-17	Hamline	1935	1935	1-0	Louisville	1980	2005	2-2
Chicago State	1973	2017	5-0	Hampton	2014	2014	1-0	Luther	1908	1910	3-0
Cincinnati	1960	2020	4-6	Hardin-Simmons	1971	1972	2-0	Mankato State	1978	1978	1-0
Citadel	2007	2009	2-0	Harvard	1948	1948	1-0	Marquette	1924	2015	11-7
Clemson	1963	2011	2-1	Haskall Indians	1909	1909	1-0	Maryland	1985	2020	4-7

SERIES RESULTS VS. ALL OPPONENTS

School	1st Mtg.	Last Mtg.	W-L	School	1st Mtg.	Last Mtg.	W-L	School	1st Mtg.	Last Mtg.	W-L
MD-Baltimore County	1990	1990	2-0	Oral Roberts	1988	2020	2-0	Syracuse	1958	2020	3-1
MD-Eastern Shore	1992	2008	5-0	Oregon	1950	2018	6-1	Tampa	1986	1986	1-0
McNeese State	1989	1989	1-0	Oregon State	1958	1984	2-5	Temple	1956	2016	3-0
Mercer	2002	2002	1-0	Ottumwa	1913	1913	0-1	Tennessee	1968	2019	2-3
Memphis	1983	2016	2-1	Penn State	1955	2020	31-18	Tennessee State	2003	2003	2-0
Miami (OH)	1958	1958	2-0	Pennsylvania	1955	2014	3-1	Tennessee Tech	1970	2015	2-0
Michigan	1921	2020	65-96	Pepperdine	1965	1995	3-0	Texas	1992	2006	2-3
Michigan State	1938	2020	55-76	Pittsburgh	1928	2018	3-5	Texas State	1989	1989	1-0
Millikin	1921	1941	4-2	Portland	1987	1987	1-0	Texas Tech	2020	2020	1-0
Milwaukee	1969	2001	2-0	Prairie View A&M	2009	2009	1-0	Texas A&M-CC	2012	2012	1-0
Minnesota	1902	2020	96-107	Princeton	1948	1955	2-0	TCU	1947	2017	2-1
Minnesota A.C.	1902	1905	1-1	Providence	1965	1965	0-1	Texas-El Paso	1966	2014	3-2
Minnesota-Duluth	1973	1973	1-0	Puerto Rico-Mayaguez	1998	1998	1-0	Texas Rio Grande Valley	1988	2016	5-0
Mississippi State	1980	1993	2-0	Purdue	1909	2020	76-92	Texas-San Antonio	2005	2009	2-1
Mississippi Valley State	1993	1993	1-0	Regis	1948	1948	1-0	Texas Southern	1990	2007	5-0
Missouri	1908	2004	10-7	Rider	1987	1987	1-0	Texas Tech	1959	2005	4-1
Missouri-St. Louis	1987	1987	1-0	Rice	1998	1998	1-0	Toledo	1938	2007	1-3
Monmouth (IL)	1930	1944	4-1	Ripon	1943	1943	1-0	Tulsa	2001	2003	2-0
Monmouth (NJ)	1989	1989	1-0	Robert Morris	2006	2006	1-0	UCLA	1951	1991	5-3
Montana State	1947	2003	2-0	Rockford	1921	1921	1-0	UMKC	2015	2018	2-0
Morehead State	1956	1996	3-0	Rutgers	1989	2020	7-2	U.S. International	1976	1976	1-0
Morgan State	1995	1995	1-0	Sacred Heart	1912	1912	1-0	Upper Iowa	1902	1922	4-0
Navy	1983	1988	2-0	St. Ambrose	1933	1934	2-0	Utah	1965	1965	0-1
Nebraska	1907	2020	21-13	St. Bonaventure	1998	1998	1-0	Utah State	1950	2008	2-1
Nebraska-Omaha	1981	2016	2-1	St. Francis (PA)	1970	1970	1-0	Valparaiso	2003	2006	2-0
Nevada-Las Vegas	1978	1990	1-3	St. John's (NY)	1960	1970	1-1	Villanova	1962	2016	1-5
Nevada	1962	1981	3-0	St. Joseph's (PA)	1912	1986	0-2	Virginia	1997	2016	2-1
New Mexico	1977	1977	0-1	Saint Louis	1926	2006	11-7	VCU	1975	1980	2-0
New York University	1960	1960	1-0	St. Mary's (CA)	1947	1955	3-0	Virginia Tech	2007	2017	0-4
North Carolina	1989	2005	3-1	San Diego State	2020	2020	0-1	Wabash	1925	1941	2-2
North Carolina AT&T	2011	2011	1-0	San Francisco	1956	1956	0-1	Wake Forest	1975	2010	0-4
North Florida	2014	2020	2-0	San Jose State	1975	1975	0-1	Washington	1956	1967	2-3
NC Central	2009	2009	1-0	Santa Clara	1987	1987	1-0	Washington (MO)	1929	1957	9-1
UNC-Asheville	2004	2004	1-0	Savannah State	2016	2018	2-0	Washington State	1964	1964	1-0
UNC-Greensboro	2005	2005	1-0	Seton Hall	1983	2016	1-1	Wayne State	1940	1940	0-1
UNC-Wilmington	2013	2013	1-0	Simpson	1913	1913	0-1	Weber State	1998	1998	1-0
North Carolina State	1957	2006	3-3	South Alabama	1999	1999	1-0	West College	1902	1903	2-0
North Dakota	1924	2016	8-0	South Carolina	1972	1985	3-0	West Virginia	1957	2009	1-1
North Dakota State	1933	1933	1-1	South Carolina State	2009	2012	2-0	Western Carolina	1995	2018	3-0
North Texas	1998	1998	1-0	South Dakota	1929	2017	12-0	Western Kentucky	2012	2012	1-0
Northeastern	1987	1987	1-0	South Dakota State	1930	2017	7-3	Western Illinois	1944	2015	9-0
Northern Colorado	2008	2008	1-0	South Florida	1992	1992	0-1	Western Michigan	1936	1952	2-2
Northern Illinois	1974	2017	8-0	SE Missouri State	2009	2009	1-0	Western Reserve	1949	1950	2-0
Northern Iowa	1906	2018	36-10	Southeastern Louisiana	2008	2008	1-0	Wichita State	1956	2015	5-5
Northern Michigan	1969	1969	1-0	Southern	2017	2017	1-0	Wilton	1902	1903	2-0
Northwestern	1905	2020	119-60	Southern California	1954	1984	5-2	Wisconsin	1909	2020	82-85
Northwestern St. (LA)	2006	2006	0-1	Southern Illinois	1966	1993	3-1	Wisconsin-Eau Claire	1981	1981	1-0
Notre Dame	1923	2016	6-10	Southern Utah	2017	2017	1-0	Wyoming	1959	1974	3-2
Oakland University	2009	2009	1-0	SIUE	2010	2020	2-0	Xavier	1938	2013	2-1
Ohio State	1915	2020	81-81	SMU	1956	2002	5-1				
Ohio University	1963	2000	5-1	Southern Mississippi	1998	2003	2-0	2020-21 opponents listed in bold face			
Oklahoma	1952	1987	3-2	Stanford	1935	2000	5-3				
Oklahoma State	1930	1930	1-0	Stetson	2016	2016	1-0				
Omaha	1949	1949	1-0	Stony Brook	2013	2013	1-0				



American Athletic Conference	Won	Lost	Big East	Won	Lost	Colonial Athletic	Won	Lost
Cincinnati	4	6	Butler	6	6	College of Charleston	0	0
East Carolina	0	0	Connecticut	3	1	Delaware	1	0
Houston	1	1	Creighton	14	11	Drexel	1	0
Memphis	2	1	DePaul	2	2	Elon	0	0
SMU	5	1	Georgetown	1	0	Hofstra	0	0
South Florida	0	1	Marquette	11	7	James Madison	1	0
Temple	3	0	Providence	0	1	UNC Wilmington	1	0
Tulane	0	0	St. John's	1	1	Northeastern	1	0
Tulsa	2	0	Seton Hall	1	1	Towson	0	0
UCF	1	0	Villanova	1	5	William & Mary	0	0
Wichita State	5	5	Xavier	2	1	Totals (1.000)	5	0
Totals (.605)	23	15	Totals (.538)	42	36	Conference USA	Won	Lost
America East	Won	Lost	Big Sky	Won	Lost	UAB	2	0
Albany	0	0	Eastern Washington	1	0	Charlotte	1	0
Binghamton	0	0	Idaho	0	1	Florida Atlantic	1	0
Hartford	0	0	Idaho State	2	0	Florida International	0	0
Maine	0	0	Montana	0	0	Louisiana Tech	3	0
Maryland-Baltimore Co.	2	0	Montana State	2	0	Marshall	0	0
New Hampshire	0	0	Northern Arizona	0	0	Middle Tennessee	0	0
NJIT	0	0	Northern Colorado	1	0	North Texas	1	0
Stony Brook	1	0	Portland State	0	0	Old Dominion	0	0
Vermont	0	0	Sacramento State	0	0	Rice	1	0
UMass Lowell	0	0	Southern Utah	1	0	Southern Mississippi	2	0
Totals (1.000)	3	0	Weber State	1	0	Texas-San Antonio	2	1
Atlantic Coast	Won	Lost	Big South	Won	Lost	UTEP	3	2
Boston College	0	2	Campbell	0	1	Western Kentucky	1	0
Clemson	2	1	Charleston Southern	1	0	Totals (.850)	17	3
Duke	1	7	Gardner-Webb	2	0	Horizon League	Won	Lost
Florida State	2	1	Hampton	1	0	Cleveland State	0	0
Georgia Tech	1	1	High Point	0	0	Detroit	7	0
Louisville	2	2	Longwood	0	0	Green Bay	3	0
Miami	0	0	UNC Asheville	1	0	Illinois-Chicago	0	0
North Carolina	3	1	Presbyterian	0	0	IPFW	1	0
NC State	3	3	Radford	0	0	IUPUI	0	0
Notre Dame	6	10	South Carolina Upstate	0	0	Milwaukee	2	0
Pittsburgh	3	5	Winthrop	0	0	Northern Kentucky	0	0
Syracuse	3	1	Totals (.800)	4	1	Oakland	1	0
Virginia	2	1	Big Ten	Won	Lost	Robert Morris	1	0
Virginia Tech	0	4	Illinois	76	86	Wright State	0	0
Wake Forest	0	4	Indiana	78	104	Youngstown State	0	0
Totals (.394)	28	43	Maryland	4	7	Totals (1.000)	17	0
Atlantic Sun	Won	Lost	Michigan	65	96	Ivy League	Won	Lost
Bellarmine	0	0	Michigan State	55	76	Brown	2	0
Florida Gulf Coast	1	0	Minnesota	97	106	Columbia	0	0
Jacksonville	0	1	Nebraska	21	13	Cornell	3	0
Kennesaw State	2	0	Northwestern	119	60	Dartmouth	2	0
Liberty	1	0	Ohio State	81	81	Harvard	1	0
Libscomb	0	0	Penn State	31	18	Penn	3	1
North Alabama	0	0	Purdue	76	92	Princeton	2	0
North Florida	2	0	Rutgers	8	2	Yale	0	0
Stetson	1	0	Wisconsin	82	85	Totals (.928)	13	1
Totals (.857)	6	1	Totals (.489)	792	826	Metro Atlantic	Won	Lost
Atlantic 10	Won	Lost	Big 12	Won	Lost	Canisius	0	0
Davidson	2	0	Baylor	1	1	Fairfield	1	0
Dayton	2	1	Iowa State	46	27	Iona	0	0
Duquesne	2	2	Kansas	7	3	Manhattan	0	0
Fordham	0	0	Kansas State	4	4	Marist	0	0
George Mason	1	0	Oklahoma	3	2	Monmouth	1	0
George Washington	1	0	Oklahoma State	1	0	Niagara	0	0
La Salle	1	1	Texas	2	3	Quinnipiac	0	0
Massachusetts	0	0	TCU	2	1	Rider	1	0
Rhode Island	0	0	Texas Tech	5	1	St. Peter's	0	0
Richmond	0	0	West Virginia	1	1	Siena	0	0
St. Bonaventure	1	0	Totals (.626)	72	43	Totals (1.000)	3	0
Saint Joseph's (PA)	0	2	Big West	Won	Lost	Bakersfield	0	0
Saint Louis	11	7	Cal Poly	2	0	Cal Poly	2	0
VCU	2	0	Cal State Fullerton	0	0	Cal State Fullerton	0	0
Totals (.638)	23	13	Cal State Northridge	2	0	Cal State Northridge	2	0
			UC Davis	0	0	UC Davis	0	0
			UC Irvine	2	1	UC Irvine	2	1
			UC Riverside	0	0	UC Riverside	0	0
			UC San Diego	0	0	UC San Diego	0	0
			UC Santa Barbara	1	0	UC Santa Barbara	1	0
			Hawai'i	3	0	Hawai'i	3	0
			Long Beach State	1	1	Long Beach State	1	1
			Totals (.912)	11	2			

IOWA RECORD BY CONFERENCE

IOWA BASKETBALL



2021 MEDIA GUIDE

Mid-American	Won	Lost	Ohio Valley	Won	Lost	Southland	Won	Lost
Akron	0	0	Austin Peay	1	0	A&M-Corpus Christi	1	0
Ball State	0	0	Belmont	0	0	Abilene Christian	0	0
Bowling Green	3	0	Eastern Illinois	5	0	Central Arkansas	1	0
Buffalo	0	0	Eastern Kentucky	0	0	Houston Baptist	0	0
Central Michigan	1	0	Jacksonville State	0	0	Incarnate Word	0	0
Eastern Michigan	1	0	Morehead State	3	0	Lamar	0	0
Kent State	3	0	Murray State	0	0	McNeese State	1	0
Miami (Ohio)	2	0	SE Missouri State	1	0	New Orleans	0	0
Northern Illinois	7	0	SIUE	2	0	Nicholls State	0	0
Ohio University	5	1	Tennessee-Martin	0	0	Northwestern State (La.)	0	1
Toledo	1	3	Tennessee State	2	0	Sam Houston State	0	0
Western Michigan	2	2	Tennessee Tech	2	0	Southeastern La.	1	0
Totals (.806)	25	6	Totals (1.000)	16	0	Stephen F. Austin	0	0
Mid-Eastern Athletic	Won	Lost	Pacific 12	Won	Lost	Totals (.800)	4	1
Bethune-Cookman	0	0	Arizona	5	3	Southwestern Athletic	Won	Lost
Coppin State	4	0	Arizona State	1	2	Alabama A&M	0	0
Delaware State	1	0	California	6	4	Alabama State	3	0
Florida A&M	0	0	Colorado	5	3	Alcorn State	1	0
Howard	1	0	Oregon	6	1	Arkansas-Pine Bluff	0	0
Maryland-Eastern Shore	5	0	Oregon State	2	5	Grambling State	2	0
Morgan State	1	0	Southern California	5	2	Jackson State	1	0
Norfolk State	0	0	Stanford	5	3	Mississippi Valley State	1	0
North Carolina A&T	1	0	UCLA	5	3	Prairie View A&M	1	0
NC Central	1	0	Utah	0	1	Southern	1	0
Savannah State	2	0	Washington	2	3	Texas Southern	5	0
South Carolina State	2	0	Washington State	1	0	Totals (1.000)	15	0
Totals (1.000)	18	0	Totals (.597)	43	29	The Summit League	Won	Lost
Missouri Valley	Won	Lost	Patriot	Won	Lost	Denver	7	0
Bradley	6	4	American	0	0	Omaha	2	1
Drake	58	10	Army	1	0	North Dakota	8	0
Evansville	5	2	Boston University	3	0	North Dakota State	1	1
Illinois State	0	1	Bucknell	1	0	Oral Roberts	2	0
Indiana State	2	0	Colgate	3	0	South Dakota	12	0
Loyola (Ill.)	4	3	Holy Cross	1	0	South Dakota State	7	3
Missouri State	0	0	Lafayette	1	0	UMKC	2	0
Northern Iowa	36	10	Lehigh	2	0	Western Illinois	9	0
Southern Illinois	3	1	Loyola (Md.)	0	0	Totals (.909)	50	5
Valparaiso	2	0	Navy	2	0	Sun Belt	Won	Lost
Totals (.771)	121	36	Totals (1.000)	14	0	Appalachian State	0	0
Mountain West	Won	Lost	Southeastern	Won	Lost	Arkansas-Little Rock	2	0
Air Force	1	0	Alabama	1	1	Arkansas State	0	1
Boise State	1	0	Arkansas	3	2	Coastal Carolina	0	0
Colorado State	2	2	Auburn	0	0	Georgia State	2	0
Fresno State	0	0	Florida	0	0	Georgia Southern	0	0
New Mexico	0	1	Georgia	1	1	Louisiana	0	1
Nevada	3	0	Kentucky	3	5	Louisiana-Monroe	4	1
San Diego State	0	1	LSU	0	3	South Alabama	1	0
San Jose State	0	1	Mississippi	0	0	Texas-Arlington	0	0
UNLV	1	3	Mississippi State	2	0	Texas State	1	0
Utah State	2	1	Missouri	10	7	Troy	0	0
Wyoming	3	2	South Carolina	3	0	Totals (.769)	10	3
Totals (.542)	13	11	Tennessee	2	3	West Coast	Won	Lost
Northeast	Won	Lost	Texas A&M	0	0	BYU	2	0
Bryant	2	0	Vanderbilt	0	0	Gonzaga	2	1
Central Connecticut State	1	0	Totals (.532)	25	22	Loyola Marymount	2	0
Fairleigh Dickinson	1	0	Southern	Won	Lost	Pacific	0	0
Long Island	2	0	Chattanooga	1	0	Pepperdine	3	0
Merrimack	0	0	Citadel	2	0	Portland	1	0
Mount Saint Mary's	0	0	East Tennessee State	2	0	St. Mary's (CA)	3	0
Sacred Heart	1	0	Furman	1	0	San Diego	0	0
St. Francis, N.Y.	0	0	Mercer	1	0	San Francisco	0	1
St. Francis, Pa.	1	0	UNC Greensboro	1	0	Santa Clara	1	0
Wagner	0	0	Samford	0	0	Totals (.875)	14	2
Totals (1.000)	8	0	Virginia Military	0	0	Western Athletic	Won	Lost
			Western Carolina	3	0	California Baptist	0	0
			Wofford	0	0	Chicago State	6	0
			Totals (1.000)	11	0	Dixie State	0	0
						Grand Canyon	0	0
						New Mexico State	0	0
						Seattle	0	0
						Tarleton State	0	0
						UTRGV	5	0
						Utah Valley	0	0
						Totals (1.000)	11	0



Abilene Christian (Iowa leads, 2-0)
 11/30/85 W 92-62 Iowa City, IA
 11/17/13 W 103-41 Iowa City, IA

Air Force Academy (Iowa leads, 1-0)
 12/28/04 W 73-63 Iowa City, IA

Alabama (Series Tied, 1-1)
 %11/19/06 L 60-72 St. Thomas, VI
 %11/19/10 W 55-47 St. Thomas, VI

Alabama-Birmingham (Iowa leads, 2-0)
 *3/11/99 W 77-64 Denver, CO
 %11/22/17 W 95-85 Caymand Islands

Alabama State (Iowa leads 3-0)
 %11/30/01 W 73-64 Iowa City, IA
 11/12/17 W 92-58 Iowa City, IA
 11/21/18 W 105-78 Iowa City, IA

Alaska-Anchorage (Iowa leads, 1-0)
 11/28/86 W 91-81 Anchorage, AK

Alcorn State (Iowa leads 1-0)
 12/9/14 W 67-44 Iowa City, IA

American-Puerto Rico (Iowa leads, 1-0)
 %12/20/92 W 101-47 San Juan, P. Rico

Arizona (Iowa leads, 5-3)
 12/7/57 W 80-63 Iowa City, IA
 12/19/60 W 105-64 Iowa City, IA
 %12/26/62 W 57-56 Portland, OR
 %12/29/75 W 82-80 Honolulu, HI
 2/7/87 W 89-80 Tucson, AZ
 12/12/87 L 59-66 Iowa City, IA
 *3/25/88 L 79-99 Seattle, WA
 *3/17/96 L 73-87 Tempe, AZ

Arizona State (ASU leads, 2-1)
 %12/7/80 L 88-96 Tempe, AZ
 12/17/05 W 62-43 Iowa City, IA
 11/25/06 L 64-67 Tempe, AZ

Arkansas (Iowa leads, 3-2)
 %12/29/65 W 77-75 El Paso, TX
 %12/28/85 W 71-52 Honolulu, HI
 *3/14/85 L 54-63 Salt Lake City, UT
 %12/30/94 L 92-101 Honolulu, HI
 *3/13/99 W 82-72 Denver, CO

Arkansas-Little Rock (Iowa leads, 2-0)
 11/24/84 W 76-47 Iowa City, IA
 %11/25/85 W 108-99# Hilo, HI

Arkansas-Pine Bluff (Iowa leads, 1-0)
 12/22/13 W 86-61 Iowa City, IA

Arkansas State (ASU leads, 1-0)
 12/6/85 L 62-66 Iowa City, IA

Army (Iowa leads, 1-0)
 12/6/91 W 74-39 Iowa City, IA

Ashland, Ohio (Iowa leads, 1-0)
 12/8/70 W 82-56 Iowa City, IA

Augustana, IL (Iowa leads, 8-2)
 1/17/02 W 22-21 Rock Island, IL
 1/7/04 W 20-12 Rock Island, IL
 1/30/04 L 21-44 Iowa City, IA
 1/21/05 L 20-41 Rock Island, IL
 2/4/05 W 28-24 Iowa City, IA
 1905 W 25-11 Iowa City, IA
 3/2/06 W 28-25 Rock Island, IL
 12/10/21 W 41-16 Iowa City, IA
 1/15/44 W 56-30 Iowa City, IA
 12/1/45 W 87-25 Iowa City, IA

Augustana, SD (Iowa leads, 1-0)
 11/29/75 W 111-81 Iowa City, IA

Austin Peay (Iowa leads, 1-0)
 12/27/96 W 90-58 Iowa City, IA

Baylor (Series tied, 1-1)
 %12/2/83 W 67-44 Iowa City, IA
 &4/4/13 L 54-74 New York, NY

Boise State (Iowa Leads, 1-0)
 12/22/11 W 81-72 Iowa City, IA

Boston College (BC leads, 2-0)
 %12/30/74 L 81-86 Pullman, WA
 12/02/08 L 55-57 Boston, MA

Boston University (Iowa leads, 3-0)
 %12/7/84 W 67-53 Iowa City, IA
 %12/28/85 W 76-71 Pullman, WA
 %11/13/01 W 89-59 Iowa City, IA

Bowling Green (Iowa leads, 3-0)
 12/2/67 W 79-73 Iowa City, IA
 12/14/71 W 89-78 Bowling Green, OH
 11/20/09 W 68-46 Iowa City, IA

Bradley (Iowa leads, 6-4)
 1/18/30 L 28-35 Iowa City, IA
 12/15/30 L 16-17 Iowa City, IA
 12/5/31 L 19-24 Iowa City, IA
 12/3/32 W 42-29 Iowa City, IA
 2/3/34 W 43-25 Iowa City, IA
 12/5/36 W 33-27 Iowa City, IA
 2/10/73 W 90-73 Peoria, IL
 12/8/75 W 100-96 Peoria, IL
 12/6/76 W 90-77 Iowa City, IA
 %11/23/07 L 56-67 South Padre Island, TX

BYU (Iowa leads, 2-0)
 11/27/82 W 91-80 Provo, UT
 12/9/86 W 86-75 Iowa City, IA

BYU-Hawaii (Iowa leads, 1-0)
 12/23/94 W 61-57 Laie, HI

Brown (Iowa leads, 2-0)
 12/2/88 W 109-61 Iowa City, IA
 12/3/11 W 75-54 Iowa City, IA

Bryant University (Iowa leads, 2-0)
 12/5/08 W 61-36 Iowa City, IA
 12/29/18 W 72-67 Iowa City, IA

Bucknell (Iowa leads, 1-0)
 12/28/97 W 91-52 Iowa City, IA

Butler (Series tied, 6-6)
 12/15/23 W 26-23 Iowa City, IA
 12/18/24 L 22-26 Iowa City, IA
 12/17/25 W 26-24 Iowa City, IA
 1927 L 32-47 Iowa City, IA
 12/18/37 W 36-31 Indianapolis, IN
 12/17/38 L 29-31 Indianapolis, IN
 12/18/39 L 25-32 Indianapolis, IN
 12/20/41 L 35-41 Indianapolis, IN
 12/11/50 L 51-54 Indianapolis, IN
 2/4/52 W 58-57 Iowa City, IA
 12/1/52 W 62-52 Iowa City, IA
 %12/27/91 W 114-92 Tampa, FL

California (Iowa leads, 6-4)
 12/27/51 W 69-64 Berkeley, CA
 12/27/52 W 69-60 Iowa City, IA
 12/30/55 L 45-70 Berkeley, CA
 12/19/58 L 52-71 Berkeley, CA
 %12/28/60 W 83-80#### Los Angeles, CA
 12/21/66 W 72-62 Iowa City, IA
 12/22/67 L 73-79 Berkeley, CA
 12/10/76 W 94-73 Iowa City, IA
 12/10/77 W 75-70 Berkeley, CA
 %11/25/96 L 59-75 Maui, HI

Cal-Irvine (Iowa leads, 2-1)
 %12/29/86 W 105-103 Long Beach, CA
 %12/5/87 W 124-88 Iowa City, IA
 12/29/93 L 78-86 Irvine, CA

Cal-Poly (Iowa leads, 2-0)
 11/30/68 W 91-73 Iowa City, IA
 11/24/19 W 85-59 Iowa City, IA

Cal-State Northridge (Iowa leads, 2-0)
 12/3/77 W 66-63 Iowa City, IA
 12/29/96 W 90-65 Iowa City, IA

Cal-Santa Barbara (Iowa leads, 1-0)
 %12/2/89 W 85-79 Iowa City, IA

Campbell (Campbell leads, 1-0)
 11/23/11 L 61-77 Iowa City, IA

Carleton (Iowa leads, 10-6)
 2/9/11 W 25-14 Northfield, MN
 3/2/12 L 9-15 Northfield, MN
 3/8/13 L 20-28 Northfield, MN
 2/13/14 L 16-25 Northfield, MN
 1/23/15 L 19-20 Northfield, MN
 12/12/31 L 26-35 Iowa City, IA
 12/17/32 W 34-19 Iowa City, IA
 12/16/33 W 44-24 Iowa City, IA
 12/10/34 W 36-23 Iowa City, IA
 12/10/35 W 52-27 Iowa City, IA
 12/10/36 W 52-26 Iowa City, IA
 12/9/37 W 44-20 Iowa City, IA
 12/3/38 L 33-37 Iowa City, IA
 12/2/39 W 24-21 Northfield, MN
 12/14/42 W 46-43 Iowa City, IA
 12/1/47 W 82-43 Iowa City, IA

Carnegie Tech (Iowa leads, 1-0)
 12/23/49 W 73-42 Iowa City, IA

Cedar Rapids YMCA (Iowa leads, 2-0)
 12/7/07 W 69-39 Cedar Rapids, IA
 12/14/07 W 63-12 Iowa City, IA

Centenary College (Iowa leads, 3-0)
 1/4/92 W 121-76 Iowa City, IA
 12/19/00 W 72-52 Iowa City, IA
 %12/3/04 W 88-53 Iowa City, IA

Central Arkansas (Iowa leads, 1-0)
 12/19/11 W 105-64 Iowa City, IA

Central Connecticut State (Iowa leads, 1-0)
 1/2/93 W 104-58 Iowa City, IA

Central Florida (Iowa leads, 1-0)
 12/14/88 W 102-68 Iowa City, IA

Central Michigan (Iowa leads, 1-0)
 11/12/12 W 73-61 Iowa City, IA

Chaminade (Iowa leads, 2-0)
 12/30/90 W 104-64 Chaminade, HI
 %11/27/96 W 67-37 Maui, HI

Charleston Southern (Iowa leads, 1-0)
 %11/15/08 W 68-48 Iowa City, IA

Chicago (Iowa leads, 33-17)
 3/10/05 L 16-20 Chicago, IL
 2/2/06 L 20-27 Chicago, IL
 12/20/07 L 26-35 Iowa City, IA
 1908 L 12-32 Chicago, IL
 1/28/09 L 10-29 Chicago, IL
 1/17/13 L 8-28 Chicago, IL
 1/17/14 L 13-47 Chicago, IL
 2/16/14 L 13-28 Iowa City, IA
 1/15/15 W 19-18 Chicago, IL
 2/12/16 W 16-15 Iowa City, IA
 1/16/17 L 15-22 Chicago, IL
 2/9/17 W 24-17 Iowa City, IA
 1/5/18 L 20-46 Chicago, IL
 2/23/18 W 29-26 Iowa City, IA
 1/17/19 L 19-31 Chicago, IL
 2/19/19 L 10-22 Iowa City, IA
 1/27/20 W 22-19 Iowa City, IA
 2/10/20 L 18-37 Chicago, IL
 1/22/21 L 17-42 Chicago, IL
 1/31/21 W 17-16 Iowa City, IA
 2/1/22 W 27-17 Chicago, IL
 1/6/23 W 35-23 Chicago, IL
 2/3/23 W 20-12 Iowa City, IA
 2/2/24 L 18-31 Iowa City, IA
 2/16/24 W 21-13 Chicago, IL
 1/19/26 W 18-13 Chicago, IL
 2/27/26 W 32-20 Iowa City, IA
 1926 W 19-13 Chicago, IL
 1927 W 25-23 Iowa City, IA
 1929 W 23-21 Chicago, IL
 1929 W 31-20 Iowa City, IA
 2/6/32 W 43-25 Iowa City, IA
 2/29/32 W 46-28 Chicago, IL
 1/16/33 W 36-32 Chicago, IL
 2/6/33 W 42-12 Iowa City, IA

1/7/35	W	39-29	Iowa City, IA
2/23/35	L	40-41	Chicago, IL
2/15/36	W	33-20	Iowa City, IA
3/2/36	W	47-39	Chicago, IL
2/12/38	W	42-29	Chicago, IL
2/19/38	L	35-38	Iowa City, IA
1/16/39	W	29-19	Iowa City, IA
1/15/40	W	41-27	Chicago, IL
2/3/41	W	58-36	Iowa City, IA
1/5/42	W	53-39	Chicago, IL
2/2/42	W	64-40	Iowa City, IA
2/22/43	W	62-34	Chicago, IL
2/5/44	W	103-31	Iowa City, IA
1/21/46	W	58-32	Chicago, IL
2/2/46	W	68-36	Iowa City, IA

Chicago State (Iowa leads, 5-0)

12/1/72	W	101-44	Iowa City, IA
12/18/90	W	93-70	Iowa City, IA
11/14/97	W	105-60	Iowa City, IA
11/11/11	W	96-53	Iowa City, IA
11/10/17	W	95-62	Iowa City, IA

Cincinnati (Cincinnati leads, 6-4)

%12/30/59	L	83-96	New York, NY
2/4/61	L	60-77	Cincinnati, OH
12/30/66	W	78-69	Cincinnati, OH
12/18/69	L	105-114	Cincinnati, OH
12/17/70	L	70-73#	Iowa City, IA
1/22/71	L	69-73	Cincinnati, OH
%12/6/80	W	69-64	Tempe, AZ
*3/17/05	L	64-76	Indianapolis, IN
*3/22/19	W	79-72	Columbus, OH
12/21/19	W	77-70	Chicago, IL

Citadel (Iowa leads, 2-0)

11/13/06	W	75-53	Iowa City, IA
11/20/08	W	70-48	Charleston, SC

Clemson (Iowa leads, 2-1)

12/17/62	W	74-64	Iowa City, IA
%12/18/81	W	80-68	Houston, TX
11/29/11	L	55-71	Iowa City, IA

Coe College (Iowa leads, 15-2)

3/4/05	W	50-9	Iowa City, IA
1905	W	65-20	Cedar Rapids, IA
2/17/06	W	43-13	Cedar Rapids, IA
3/3/06	W	70-12	Iowa City, IA
1/12/07	W	49-36	Iowa City, IA
2/16/07	L	31-33	Cedar Rapids, IA
2/15/08	W	42-28	Cedar Rapids, IA
2/27/08	W	38-12	Iowa City, IA
1/21/09	W	48-10	Iowa City, IA
2/9/09	W	36-24	Cedar Rapids, IA
1/10/09	W	32-17	Iowa City, IA
1/10/10	W	51-19	Iowa City, IA
2/3/13	W	42-12	Iowa City, IA
1/8/18	W	25-22	Iowa City, IA
1/1/20	W	39-11	Iowa City, IA
1/2/20	L	21-22	Iowa City, IA
1/6/21	W	33-5	Iowa City, IA

Colgate (Iowa leads, 3-0)

%11/30/90	W	80-59	Iowa City, IA
%12/2/95	W	79-59	Iowa City, IA
%11/15/05	W	73-51	Iowa City, IA

Colorado (Iowa leads, 5-3)

12/21/53	W	78-72	Iowa City, IA
3/19/55	L	54-75	Kansas City, MO
12/12/55	L	57-60	Boulder, CO
12/1/58	W	67-46	Iowa City, IA
12/14/59	L	68-76	Boulder, CO
12/19/83	W	72-56	Iowa City, IA
12/28/95	W	100-85	Boulder, CO
12/22/17	W	80-73	Sioux Falls, SD

Colorado College (Iowa leads, 2-0)

12/4/48	W	77-44	Iowa City, IA
12/1/49	W	76-54	Iowa City, IA

Colorado State (Series tied, 2-2)

12/15/53	W	72-55	Iowa City, IA
%12/26/63	L	56-61	Pullman, WA
12/2/78	L	69-72	Fort Collins, CO
12/3/79	W	113-66	Iowa City, IA

Concordia, MO (Concordia leads, 1-0)

2/15/30	L	32-41	St. Louis, MO
---------	---	-------	---------------

Connecticut (Iowa leads, 3-1)

%11/24/95	W	101-95#	Anchorage, AK
*3/18/99	L	68-78	Phoenix, AZ
%11/11/99	W	70-68	New York, NY
%11/16/18	W	91-72	New York, NY

Coppin State (Iowa leads, 4-0)

12/23/98	W	87-73	Iowa City, IA
%12/2/06	W	83-67	Iowa City, IA
12/22/12	W	80-50	Iowa City, IA
11/15/15	W	103-68	Iowa City, IA

Cornell, IA (Iowa leads, 16-4)

2/20/11	W	24-10	Iowa City, IA
2/22/12	W	24-10	Iowa City, IA
2/5/13	W	13-3	Mt. Vernon, IA
2/18/13	W	19-16	Iowa City, IA
1/14/14	W	50-13	Iowa City, IA
3/3/14	W	20-13	Mt. Vernon, IA
1/16/15	W	32-16	Iowa City, IA
3/1/15	W	36-22	Mt. Vernon, IA
1/7/15	W	30-12	Iowa City, IA
2/7/16	W	28-19	Mt. Vernon, IA
1/9/16	W	28-13	Iowa City, IA
12/15/17	L	18-38	Iowa City, IA
2/22/19	W	28-6	Iowa City, IA
12/15/19	L	20-22	Iowa City, IA
12/17/19	L	16-24	Iowa City, IA
12/18/19	L	32-35	Iowa City, IA
1/10/21	W	44-13	Iowa City, IA
12/17/21	W	34-14	Iowa City, IA
12/19/22	W	36-19	Iowa City, IA
12/18/23	W	25-15	Iowa City, IA

Cornell, NY (Iowa leads, 3-0)

%12/28/57	W	73-68	Buffalo, NY
%12/27/84	W	59-56#	Honolulu, HI
12/30/06	W	65-50	Iowa City, IA

Creighton (Iowa leads, 14-11)

12/22/22	L	17-19	Omaha, NE
12/23/22	W	20-17	Omaha, NE
1/2/24	L	13-36	Omaha, NE
1/17/25	L	20-38	Iowa City, IA
1/30/28	W	30-26	Iowa City, IA
1/26/29	W	28-26	Iowa City, IA
2/8/30	W	33-28	Iowa City, IA
12/23/30	W	28-22	Omaha, NE
2/3/33	W	37-30	Iowa City, IA
12/11/48	W	77-38	Iowa City, IA
3/4/50	W	70-46	Iowa City, IA
12/12/60	W	89-71	Iowa City, IA
2/3/62	L	67-68	Iowa City, IA
12/16/63	L	72-77#	Iowa City, IA
12/12/64	W	98-83	Iowa City, IA
12/8/65	W	103-77	Iowa City, IA
12/5/66	L	68-69	Omaha, NE
12/21/68	W	100-73	Iowa City, IA
12/20/69	L	88-97	Iowa City, IA
12/4/70	L	73-98	Omaha, NE
%12/1/90	W	83-77	Iowa City, IA
11/25/98	L	73-75	Iowa City, IA
11/27/99	L	76-85	Omaha, NE
*3/15/01	W	69-56	Long Island, NY
11/20/11	L	59-82	Des Moines, IA

Dartmouth (Iowa leads, 2-0)

1/23/88	W	102-87	Iowa City, IA
12/20/94	W	104-65	Iowa City, IA

Davidson (Iowa leads, 2-0)

2/1/69	W	76-61	Davidson, NC
*3/22/15	W	83-52	Seattle, WA

Dayton (Iowa leads, 2-1)

%12/23/79	W	61-54	Dayton, OH
&3/13/12	W	84-75	Iowa City, IA
%11/26/15	L	77-82	Orlando, FL

Delaware (Iowa leads, 1-0)

%12/5/86	W	95-47	Iowa City, IA
----------	---	-------	---------------

Delaware State (Iowa leads, 1-0)

12/22/16	W	89-57	Iowa City, IA
----------	---	-------	---------------

Denver (Iowa leads 7-0)

12/16/36	W	34-30	Iowa City, IA
12/11/39	W	44-32	Iowa City, IA
1/1/44	W	63-20	Iowa City, IA
12/19/44	W	60-41	Iowa City, IA
12/8/45	W	67-40	Iowa City, IA
12/8/56	W	58-57	Iowa City, IA
12/17/77	W	107-65	Iowa City, IA

DePaul (Series tied, 2-2)

12/19/38	W	34-29	Chicago, IL
12/18/1956	L	72-73	Chapel Hill, NC
&3/15/95	W	97-86	Moline, IL
11/11/19	L	78-93	Iowa City, IA

DePauw (Iowa leads, 4-0)

2/5/40	W	35-25	Iowa City, IA
1/3/41	W	45-35	Iowa City, IA
12/4/50	W	74-67	Iowa City, IA
12/8/51	W	69-53	Iowa City, IA

Des Moines College (Iowa leads, 1-0)

1/29/03	W	NA	Des Moines, IA
---------	---	----	----------------

Des Moines YMCA (D.M. YMCA leads, 5-3)

2/14/02	W	42-17	Des Moines, IA
1/30/03	L	21-24	Des Moines, IA
1/15/04	W	23-16	Des Moines, IA
1/27/05	W	24-22	Des Moines, IA
2/18/05	L	25-33	Iowa City, IA
2/23/06	L	27-33	Des Moines, IA
1/18/07	L	26-32	Des Moines, IA
1/2/13	L	10-15	Des Moines, IA

Detroit Mercy (Iowa leads, 7-0)

12/21/40	W	37-35	Detroit, MI
12/12/46	W	67-51	Iowa City, IA
2/5/66	W	107-73	Detroit, MI
12/8/79	W	80-57	Detroit, MI
12/1/80	W	98-55	Iowa City, IA
%12/5/98	W	61-60	Iowa City, IA
%12/28/00	W	69-68	Honolulu, HI

Drake (Iowa leads, 59-10)

2/22/09	W	36-13	Des Moines, IA
2/4/10	W	26-8	Des Moines, IA
3/1/10	W	43-7	Iowa City, IA
1/21/11	W	30-20	Iowa City, IA
2/23/11	W	23-15	Des Moines, IA
1/29/16	W	31-24	Iowa City, IA
2/15/16	W	22-14	Des Moines, IA
1/24/30	W	25-18	Des Moines, IA
2/22/30	L	25-26	Iowa City, IA
1/5/31	W	21-20	Des Moines, IA
1/4/32	W	24-18	Des Moines, IA
12/12/32	W	52-11	Des Moines, IA
1/30/34	W	39-18	Des Moines, IA
1/3/35	L	25-45	Des Moines, IA
1/4/36	W	35-22	Iowa City, IA
12/11/65	W	66-60	Des Moines, IA
12/18/65	W	69-51	Iowa City, IA
12/10/66	W	90-83	Des Moines, IA
12/17/66	W	83-75	Iowa City, IA
12/16/67	L	65-74	Iowa City, IA
12/14/68	L	74-89	Des Moines, IA
12/22/69	W	101-78	Iowa City, IA
12/12/70	L	70-72	Des Moines, IA
12/30/71	W	89-83	Iowa City, IA
12/27/72	L	80-98	Des Moines, IA
12/4/73	W	70-55	Iowa City, IA
12/3/74	W	86-81	Des Moines, IA
12/23/75	W	77-73	Iowa City, IA
2/10/76	W	71-65	Des Moines, IA
12/4/76	W	86-71	Des Moines, IA
12/21/76	W	82-69	Iowa City, IA
12/30/77	W	89-87	Iowa City, IA
12/9/78	L	69-72	Des Moines, IA
12/23/78	W	112-73	Iowa City, IA
12/29/79	W	77-66	Iowa City, IA
12/13/80	W	90-68	Iowa City, IA
12/30/81	W	60-49	Iowa City, IA
11/29/82	W	68-63	Des Moines, IA
12/21/83	W	66-43	Iowa City, IA
12/3/85	W	55-43	Des Moines, IA
12/13/86	W	69-62	Des Moines, IA
12/1/87	W	70-59	Iowa City, IA
11/29/88	W	96-72	Des Moines, IA
11/28/89	W	68-54	Des Moines, IA



Table with columns for date, result, score, and location. Includes teams like Des Moines, IA, Iowa City, IA, and Des Moines, IA.

Drexel (Iowa leads, 1-0)
12/18/89 W 59-50 Iowa City, IA

Dubuque YMCA (Iowa leads, 1-0)
1/16/02 W 36-27 Dubuque, IA

Duke (Duke leads, 7-1)
%12/31/68 L 82-85 New Orleans, LA
*3/16/91 L 70-85 Minneapolis, MN
*3/21/92 L 62-75 Greensboro, NC
1/16/93 L 56-65 Durham, NC
12/22/93 L 76-79 Iowa City, IA
%12/27/94 W 81-71 Honolulu, HI
%11/25/95 L 81-88 Anchorage, AK
11/27/01 L 62-80 Chicago, IL

Duquesne (Series tied, 2-2)
12/9/29 W 35-26 Iowa City, IA
12/11/69 W 98-87 Iowa City, IA
12/10/71 L 75-80 Pittsburgh, PA
%11/17/09 L 50-52 Iowa City, IA

Eastern Illinois (Iowa leads, 5-0)
%12/23/88 W 89-71 Chaminade, HI
1/2/94 W 91-52 Iowa City, IA
11/21/99 W 95-79 Iowa City, IA
12/30/03 W 71-62 Iowa City, IA
12/1/07 W 57-45 Iowa City, IA

Eastern Michigan (Iowa leads, 1-0)
%12/21/92 W 103-66 San Juan, P. Rico

Eastern Washington (Iowa leads, 1-0)
%12/5/03 W 70-54 Iowa City, IA

East Tennessee State (Iowa leads, 2-0)
*3/14/91 W 76-73 Minneapolis, MN
%12/1/95 W 104-58 Iowa City, IA

Evansville (Iowa leads, 5-2)
12/1/59 W 86-84 Evansville, IN
12/3/60 W 83-71 Evansville, IN
12/2/61 L 59-65 Evansville, IN
12/1/62 W 62-57 Evansville, IN
12/7/63 W 75-72 Evansville, IN
12/5/64 L 83-90 Evansville, IN
12/4/65 W 80-73 Evansville, IN

Fairfield (Iowa leads, 1-0)
%12/2/05 W 75-59 Iowa City, IA

Fairleigh Dickinson (Iowa leads, 1-0)
12/9/13 W 92-59 Iowa City, IA

Florida Atlantic (Iowa leads, 1-0)
11/24/02 W 79-52 Iowa City, IA

Florida Gulf Coast (Iowa leads, 1-0)
%11/18/07 W 62-49 Iowa City, IA

Florida State (Iowa leads, 2-1)
*3/18/88 W 102-98 Los Angeles, CA
12/2/02 L 67-80 Tallahassee, FL
12/2/15 W 78-75# Iowa City, IA

Furman (Iowa leads, 1-0)
12/14/85 W 81-61 Iowa City, IA

Gardner-Webb (Iowa leads, 2-0)
%11/17/12 W 65-56 Iowa City, IA
11/13/15 W 76-59 Iowa City, IA

George Mason (Iowa leads, 1-0)
12/1/84 W 111-82 Iowa City, IA

George Washington (Iowa leads, 1-0)
*3/15/96 W 81-79 Tempe, AZ

Georgetown (Iowa leads, 1-0)
*3/16/80 W 81-80 Philadelphia, PA

Georgia (Series tied, 1-1)
%12/3/88 W 102-76 Iowa City, IA
&3/11/98 L 93-100 Iowa City, IA

Georgia State (Iowa leads, 2-0)
12/12/84 W 89-40 Iowa City, IA
12/20/06 W 101-59 Iowa City, IA

Georgia Tech (Series tied, 1-1)
11/28/00 W 85-67 Iowa City, IA
&3/24/03 L 78-79 Iowa City, IA

Gonzaga (Iowa leads, 2-1)
11/26/84 W 62-40 Iowa City, IA
12/23/85 W 84-64 Spokane, WA
*3/22/15 L 68-87 Seattle, WA

Grambling State (Iowa leads, 2-0)
%12/6/96 W 93-73 Iowa City, IA
11/16/17 W 85-74 Iowa City, IA

Green Bay (Iowa leads, 3-0)
12/29/73 W 74-67# Iowa City, IA
12/2/03 W 82-56 Iowa City, IA
11/11/18 W 93-82 Iowa City, IA

Grinnell (Grinnell leads, 19-18)
11/6/01 W 34-19 Iowa City, IA
2/15/02 W 25-21 Grinnell, IA
2/2/03 L 5-6 Grinnell, IA
2/14/03 L 13-15 Iowa City, IA
12/4/03 W 39-35 Iowa City, IA
1/14/04 W 21-20 Grinnell, IA
1/19/04 L 12-35 Grinnell, IA
1904 W 23-19 Iowa City, IA
1/28/05 L 22-32 Grinnell, IA
2/23/05 W 24-17 Iowa City, IA
3/6/05 L 26-34 Grinnell, IA
1906 W 26-13 Iowa City, IA
2/22/06 L 19-20 Grinnell, IA
3/9/06 W 20-17 Iowa City, IA
1/30/07 W 20-17 Grinnell, IA
2/9/07 L 21-24 Iowa City, IA
1/20/08 W 15-13 Iowa City, IA
2/22/08 L 11-34 Grinnell, IA
3/11/08 L 12-26 Grinnell, IA
2/6/09 L 18-19 Iowa City, IA
2/12/09 L 14-25 Grinnell, IA
1/29/10 W 20-13 Iowa City, IA
2/11/10 L 13-18 Grinnell, IA
2/27/11 L 10-21 Grinnell, IA
3/9/11 W 12-10 Grinnell, IA
2/10/12 L 19-20 Iowa City, IA
1912 L 14-18 Grinnell, IA
1/24/13 L 12-26 Iowa City, IA
2/21/13 L 11-35 Grinnell, IA
1/23/14 L 20-38 Iowa City, IA
2/27/14 W 20-18 Grinnell, IA
1/30/15 L 14-15 Iowa City, IA
2/19/15 W 26-20 Grinnell, IA
1/25/16 W 25-16 Iowa City, IA
2/26/16 W 22-15 Grinnell, IA
1/27/17 W 19-16 Iowa City, IA
2/23/17 W 17-15 Grinnell, IA

Hampton (Iowa leads, 1-0)
11/14/14 W 90-56 Iowa City, IA

Hamline (Iowa leads, 1-0)
12/1/34 W 38-26 Iowa City, IA

Hardin-Simmons (Iowa leads, 2-0)
12/21/70 W 90-77 Iowa City, IA
12/1/71 W 80-58 Iowa City, IA

Harvard (Iowa leads, 1-0)
12/31/47 W 61-41 Iowa City, IA

Haskall Indians (Iowa leads, 1-0)
2/2/09 W 32-18 Iowa City, IA

Hawai'i (Iowa leads, 3-0)
%12/30/69 W 111-60 Honolulu, HI
%12/4/82 W 99-67 Iowa City, IA
%12/29/94 W 84-82 Honolulu, HI

Hawaii-Hilo (Iowa leads, 2-0)
11/22/85 W 80-69 Hilo, HI
12/28/90 W 78-65 Hilo, HI

Hawaii-Pacific (Iowa leads, 1-0)
11/23/85 W 85-68 Honolulu, HI

Highland Park (Iowa leads, 4-1)
1903 W 27-17 Iowa City, IA
1/17/04 W 28-19 Highland Park
1/26/05 W 23-22 Highland Park
1/19/07 W 32-17 Highland Park
12/31/13 L 4-14 Highland Park

Holy Cross (Iowa leads, 1-0)
&12/27/75 W 98-75 Honolulu, HI

Houston (Series tied, 1-1)
%12/30/68 W 95-87 New Orleans, LA
12/19/81 L 52-62 Houston, TX

Howard (Iowa leads, 1-0)
%11/15/12 W 66-36 Iowa City, IA

Idaho (Idaho leads, 1-0)
*3/14/82 L 67-69# Pullman, WA

Idaho State (Iowa leads, 2-0)
11/9/07 W 58-43 Iowa City, IA
12/4/10 W 70-53 Iowa City, IA

Illinois (Illinois leads, 86-76)
12/14/08 W 46-36 Iowa City, IA
1/28/13 L 9-35 Champaign, IL
2/23/24 L 14-26 Iowa City, IA
2/29/24 L 19-38 Champaign, IL
1/24/25 L 15-23 Champaign, IL
2/27/25 W 33-25 Iowa City, IA
1/22/27 L 33-40# Champaign, IL
2/12/27 W 26-24 Iowa City, IA
1/13/28 W 36-30 Iowa City, IA
2/24/28 W 41-27 Champaign, IL
2/14/31 L 23-26 Iowa City, IA
2/28/31 L 13-31 Champaign, IL
2/27/33 W 30-27 Iowa City, IA
3/4/33 L 16-44 Champaign, IL
1/15/34 W 36-14 Iowa City, IA
2/26/34 L 31-35 Champaign, IL
1/4/36 W 27-26 Iowa City, IA
2/10/36 L 14-36 Champaign, IL
1/16/37 L 28-42 Champaign, IL
2/27/37 L 29-40 Iowa City, IA
2/6/39 L 26-34 Champaign, IL
3/2/40 W 62-47 Iowa City, IA
2/17/41 L 53-56 Champaign, IL
1/19/42 L 35-42 Champaign, IL
3/2/42 W 46-32 Iowa City, IA
1/16/43 L 41-61 Champaign, IL
1/18/43 L 34-66 Champaign, IL
1/21/44 W 56-51 Iowa City, IA
1/22/44 W 53-44 Iowa City, IA
1/26/45 L 42-43 Champaign, IL
3/3/45 W 43-37 Iowa City, IA
12/22/45 W 41-39 Iowa City, IA
2/23/46 L 51-57 Champaign, IL
2/8/47 L 36-45 Champaign, IL
2/9/48 W 70-61 Iowa City, IA
2/21/49 L 49-80 Champaign, IL
2/11/50 W 70-65 Champaign, IL
1/8/51 L 69-72 Iowa City, IA

ALL-TIME SERIES RESULTS



1/20/51	L	53-69	Champaign, IL	1/26/00	L	58-69	Iowa City, IA	2/10/41	L	40-50	Bloomington, IN
2/9/52	W	73-68	Iowa City, IA	2/12/00	L	50-78	Champaign, IL	2/22/41	L	36-47	Iowa City, IA
2/23/52	L	62-78	Champaign, IL	1/11/01	W	78-62	Iowa City, IA	2/23/42	W	55-52	Iowa City, IA
2/14/53	L	63-80	Champaign, IL	2/24/01	L	63-89	Champaign, IL	1/23/43	L	55-71	Iowa City, IA
2/21/53	W	67-62	Iowa City, IA	1/15/02	L	66-77	Champaign, IL	1/25/43	L	43-64	Iowa City, IA
1/18/54	W	79-70	Champaign, IL	1/15/03	W	68-61	Iowa City, IA	1/28/44	W	43-42	Bloomington, IN
2/20/54	L	51-74	Iowa City, IA	1/17/04	L	82-88	Champaign, IL	1/29/44	W	52-40	Bloomington, IN
1/17/55	W	92-80	Iowa City, IA	2/25/04	L	59-78	Champaign, IL	1/22/45	W	56-51	Iowa City, IA
2/21/55	W	89-70	Champaign, IL	1/20/05	L	68-73#	Champaign, IL	2/10/45	W	45-40	Bloomington, IN
3/3/56	W	96-72	Iowa City, IA	2/19/05	L	65-75	Iowa City, IA	1/12/46	L	39-45	Bloomington, IN
1/7/57	L	70-81	Champaign, IL	1/7/06	W	63-48	Iowa City, IA	2/25/46	L	46-49	Iowa City, IA
1/6/58	W	70-68	Champaign, IL	2/25/06	L	59-71	Champaign, IL	1/18/47	L	48-50	Bloomington, IN
2/22/58	W	83-79	Iowa City, IA	1/10/07	L	70-74	Champaign, IL	2/22/47	W	68-46	Bloomington, IN
1/12/59	L	97-103	Champaign, IL	3/3/07	W	60-53	Iowa City, IA	1/17/48	W	61-52	Iowa City, IA
2/28/59	L	70-72	Iowa City, IA	3/1/08	L	47-58	Iowa City, IA	2/14/48	L	47-49	Bloomington, IN
2/27/60	L	70-85	Champaign, IL	2/1/09	L	54-62	Champaign, IL	1/10/49	L	39-50	Bloomington, IN
1/16/61	W	78-71	Iowa City, IA	1/5/10	L	42-59	Champaign, IL	2/26/49	L	60-76	Iowa City, IA
2/10/62	L	81-91	Iowa City, IA	2/3/10	L	49-57	Iowa City, IA	1/14/50	W	65-64	Iowa City, IA
3/3/62	W	88-78	Iowa City, IA	12/29/10	L	77-87	Iowa City, IA	2/25/50	W	59-53	Bloomington, IN
1/5/63	L	76-85	Iowa City, IA	2/26/11	L	68-81	Champaign, IL	2/12/51	L	54-63	Iowa City, IA
3/9/63	L	69-73	Champaign, IL	2/26/12	L	54-65	Champaign, IL	2/26/51	L	53-63	Bloomington, IN
1/11/64	L	70-87	Iowa City, IA	\$3/8/12	W	64-61	Indianapolis, IN	1/12/52	W	78-59	Iowa City, IA
3/9/64	L	67-90	Champaign, IL	3/5/13	W	63-55	Iowa City, IA	1/21/52	L	69-82	Bloomington, IN
2/23/65	L	80-97	Champaign, IL	2/1/14	W	81-74	Champaign, IL	12/22/53	L	72-91	Iowa City, IA
3/6/65	W	94-84	Iowa City, IA	3/8/14	L	63-66	Iowa City, IA	3/9/53	L	61-68	Bloomington, IN
3/5/66	L	90-106	Champaign, IL	2/25/15	W	68-60	Iowa City, IA	2/22/54	W	82-64	Bloomington, IN
2/17/67	W	96-89	Iowa City, IA	2/7/16	W	77-65	Champaign, IL	2/12/55	W	90-75	Iowa City, IA
2/3/68	L	63-66	Champaign, IL	\$3/10/16	L	66-68	Indianapolis, IN	2/20/56	W	87-83	Bloomington, IN
3/2/68	W	61-56	Iowa City, IA	1/25/17	L	64-76	Champaign, IL	3/5/56	W	84-73	Iowa City, IA
2/8/69	L	69-98	Champaign, IL	2/18/17	L	66-70	Iowa City, IA	2/2/57	L	66-82	Iowa City, IA
2/25/69	W	74-53	Iowa City, IA	1/11/18	W	104-87#	Champaign, IL	2/18/57	L	76-90	Bloomington, IN
2/17/70	W	83-81	Champaign, IL	\$2/28/18	W	96-87	New York, NY	1/18/58	W	79-75	Iowa City, IA
2/2/71	W	92-84	Iowa City, IA	1/20/19	W	95-71	Iowa City, IA	1/17/59	W	88-78	Bloomington, IN
2/15/72	W	87-84#	Iowa City, IA	\$3/14/19	W	83-62	Chicago, IL	2/8/60	L	74-87	Bloomington, IN
3/7/72	L	84-91	Champaign, IL	2/2/20	W	72-65	Iowa City, IA	2/20/60	L	64-79	Iowa City, IA
1/13/73	L	78-80	Champaign, IL	3/8/20	L	76-78	Champaign, IL	2/11/61	W	74-67	Bloomington, IN
3/10/73	W	93-76	Iowa City, IA					3/4/61	L	69-78	Iowa City, IA
2/23/74	L	84-91	Champaign, IL	Illinois State (Illinois State leads, 1-0)				2/17/62	L	69-72	Bloomington, IN
1/4/75	W	95-70	Iowa City, IA	%12/29/88	L	88-89	Oklahoma City, OK	2/18/63	L	71-72	Iowa City, IA
3/8/75	W	73-70	Champaign, IL	Illinois YMCA (Illinois YMCA leads, 1-0)				1/4/64	W	72-71	Bloomington, IN
1/3/76	W	84-60	Iowa City, IA	2/1/06	L	24-35	Chicago, IL	2/10/64	W	82-75	Iowa City, IA
3/6/76	W	82-70	Champaign, IL	Illinois Wesleyan (Iowa leads, 3-1)				1/11/65	L	76-85	Iowa City, IA
1/15/77	W	84-81#	Champaign, IL	12/31/20	L	26-29	Bloomington, IL	1/18/65	W	74-68	Bloomington, IN
2/24/77	W	76-64	Iowa City, IA	11/26/83	W	86-60	Iowa City, IA	1/17/66	L	61-73	Bloomington, IN
1/26/78	L	61-70	Iowa City, IA	12/15/84	W	99-39	Iowa City, IA	3/7/66	W	82-77	Iowa City, IA
2/18/78	L	76-77	Champaign, IL					1/7/67	W	84-73	Iowa City, IA
1/25/79	W	58-52	Iowa City, IA	Indiana (Indiana leads, 104-78)				2/25/67	W	75-74#	Bloomington, IN
2/17/79	W	67-53	Champaign, IL	2/6/09	L	12-18	Bloomington, IN	2/24/68	W	78-70	Bloomington, IN
1/3/80	W	72-71	Champaign, IL	1/19/15	W	29-20	Iowa City, IA	1/11/69	W	91-72	Iowa City, IA
3/1/80	W	75-71	Iowa City, IA	2/23/15	W	20-19	Bloomington, IN	1/31/70	W	100-93	Iowa City, IA
1/31/81	L	66-79	Champaign, IL	1/12/17	L	12-21	Iowa City, IA	2/7/70	W	104-89	Bloomington, IN
2/7/81	W	72-66	Iowa City, IA	1/19/17	L	7-12	Bloomington, IN	2/13/71	L	84-86	Iowa City, IA
1/9/82	W	56-50	Iowa City, IA	2/17/18	L	25-29	Iowa City, IA	3/6/71	L	88-104	Bloomington, IN
3/4/82	L	67-73#	Champaign, IL	3/8/18	W	13-11	Bloomington, IN	2/19/72	L	79-86	Bloomington, IN
2/3/83	L	61-62	Champaign, IL	1/13/19	L	14-23	Iowa City, IA	3/3/73	L	64-80#	Iowa City, IA
2/12/83	W	68-66	Iowa City, IA	1/24/19	W	21-12	Bloomington, IN	1/19/74	L	51-55	Iowa City, IA
2/2/84	L	52-54##	Iowa City, IA	2/7/20	W	28-20	Iowa City, IA	2/2/74	L	50-85	Bloomington, IN
2/12/84	L	53-73	Champaign, IL	2/13/20	L	19-25	Bloomington, IN	1/11/75	L	49-102	Bloomington, IN
1/5/85	W	64-60	Iowa City, IA	2/21/21	W	22-15	Iowa City, IA	2/8/75	L	56-79	Iowa City, IA
3/7/85	L	53-59#	Champaign, IL	2/26/21	W	26-17	Bloomington, IN	1/26/76	L	73-88	Iowa City, IA
1/4/86	W	60-59	Champaign, IL	1/22/23	W	19-13	Bloomington, IN	2/23/76	L	81-101	Bloomington, IN
3/6/86	W	57-53	Iowa City, IA	2/5/23	L	21-23	Bloomington, IN	1/29/77	L	65-81	Bloomington, IN
1/14/87	W	91-88#	Champaign, IL	1/31/25	L	28-30	Iowa City, IA	2/28/77	W	80-73	Iowa City, IA
2/14/87	W	66-61	Iowa City, IA	2/9/25	L	21-28	Bloomington, IN	1/5/78	L	51-69	Bloomington, IN
1/21/88	W	93-79	Iowa City, IA	1/16/26	W	29-22	Iowa City, IA	3/4/78	L	55-71	Iowa City, IA
3/6/88	L	81-94	Champaign, IL	2/1/26	L	20-30	Bloomington, IN	1/13/79	W	90-61	Iowa City, IA
2/5/89	W	86-82	Iowa City, IA	2/11/28	L	33-50	Bloomington, IN	2/22/79	L	62-64	Bloomington, IN
3/8/89	L	94-118	Champaign, IL	2/26/28	L	39-49	Iowa City, IA	1/17/80	L	69-81	Bloomington, IN
1/29/90	W	69-67	Iowa City, IA	2/21/29	W	29-27	Iowa City, IA	2/14/80	L	55-66	Iowa City, IA
3/4/90	L	85-118	Champaign, IL	3/4/29	L	30-35	Bloomington, IN	1/22/81	W	56-53	Bloomington, IN
1/28/91	L	50-53	Champaign, IL	1/19/31	L	20-28	Iowa City, IA	2/19/81	W	78-65	Iowa City, IA
2/23/91	L	74-79	Iowa City, IA	2/9/31	L	18-31	Bloomington, IN	2/4/82	W	62-40	Iowa City, IA
1/15/92	W	74-69	Iowa City, IA	1/18/32	L	27-35	Bloomington, IN	2/13/82	L	58-73	Bloomington, IN
2/23/92	L	72-77#	Champaign, IL	2/20/32	L	33-34	Iowa City, IA	1/29/83	W	63-48	Iowa City, IA
2/4/93	L	77-78	Champaign, IL	2/5/34	L	25-34	Bloomington, IN	2/16/83	W	58-57	Bloomington, IN
3/13/93	W	63-53	Iowa City, IA	2/17/34	W	29-26	Iowa City, IA	1/28/84	L	47-54	Bloomington, IN
1/19/94	L	90-105	Champaign, IL	1/19/35	L	35-40	Bloomington, IN	2/16/84	L	45-49	Iowa City, IA
2/19/94	W	83-69	Iowa City, IA	2/11/35	L	30-34	Bloomington, IN	1/31/85	W	72-59	Bloomington, IN
2/1/95	L	74-79	Iowa City, IA	1/4/37	L	24-28	Bloomington, IN	3/3/85	W	70-50	Iowa City, IA
2/11/95	L	97-104#	Champaign, IL	2/6/37	L	34-38	Iowa City, IA	1/30/86	W	79-69	Iowa City, IA
1/18/96	W	82-79	Iowa City, IA	1/4/38	W	48-39	Iowa City, IA	3/2/86	L	73-80	Bloomington, IN
2/24/96	L	86-91	Champaign, IL	1/17/38	W	36-32	Bloomington, IN	1/22/87	W	101-88	Iowa City, IA
1/29/97	W	82-65	Iowa City, IA	2/11/39	L	39-50	Iowa City, IA	2/21/87	L	75-84	Bloomington, IN
2/9/97	L	51-66	Champaign, IL	1/8/40	L	30-45	Bloomington, IN	1/6/88	W	84-70	Iowa City, IA
1/8/98	L	64-76	Iowa City, IA	2/19/40	L	42-46	Iowa City, IA	3/12/88	L	89-116	Bloomington, IN
2/22/98	L	72-79	Champaign, IL					1/30/89	L	89-104	Bloomington, IN
1/7/99	W	84-62	Iowa City, IA					3/11/89	W	87-70	Iowa City, IA
2/21/99	W	78-72	Champaign, IL					1/18/90	L	79-83	Iowa City, IA

ALL-TIME SERIES RESULTS

Loyola-New Orleans (Iowa leads, 2-0)
12/17/56 W 80-65 Iowa City, IA
12/22/59 W 68-96 Iowa City, IA

Los Angeles State (Iowa leads, 1-0)
12/18/61 W 82-72 Iowa City, IA

Louisiana (Louisiana leads, 1-0)
%11/20/17 L 71-80 Cayman Islands

Louisiana-Monroe (Iowa leads, 4-1)
12/6/75 W 97-87 Iowa City, IA
*3/12/82 W 70-63 Pullman, WA
*3/19/93 W 82-69 Nashville, TN
%11/30/07 L 67-72# Iowa City, IA
11/16/10 W 68-40 Iowa City, IA

Louisiana Tech (Iowa leads, 3-0)
%12/7/91 W 84-65 Iowa City, IA
11/17/01 W 75-67 Iowa City, IA
12/21/11 W 77-58 Iowa City, IA

Louisiana State (LSU leads, 3-0)
%12/28/64 L 81-92 Pullman, WA
%11/26/96 L 60-70+ Maui, HI
&3/13/02 L 61-63 Iowa City, IA

Louisville (Series tied, 2-2)
*3/22/80 L 72-80 Indianapolis, IN
12/7/83 L 58-79 Louisville, KY
11/29/03 W 70-69# Indianapolis, IN
%11/22/04 W 76-71 Maui, HI

Luther (Iowa leads, 3-0)
1908 W 34-32 Decorah, IA
2/26/09 W 34-12 Decorah, IA
1/19/10 W 19-15 Decorah, IA

Mankato State (Iowa leads, 1-0)
12/1/77 W 91-71 Iowa City, IA

Marquette (Iowa leads, 11-7)
1/15/23 L 20-21 Iowa City, IA
1/11/24 W 28-17 Milwaukee, WI
1/2/26 W 19-16 Milwaukee, WI
1/1/27 W 35-21 Milwaukee, WI
1/1/28 W 31-17 Milwaukee, WI
12/21/29 W 38-15 Milwaukee, WI
12/21/29 L 19-29 Milwaukee, WI
3/4/30 L 21-39 Iowa City, IA
12/30/35 W 31-27 Milwaukee, WI
1/2/37 W 37-34 Milwaukee, WI
1/1/38 L 23-36 Milwaukee, WI
12/30/39 L 43-49# Milwaukee, WI
*3/12/55 W 86-81 Kansas City, MO
12/23/72 L 61-69 Iowa City, IA
12/8/73 L 70-86 Milwaukee, WI
12/5/81 W 86-65# Milwaukee, WI
12/8/82 W 87-66 Iowa City, IA
11/19/15 W 89-61 Milwaukee, WI

Maryland (Maryland leads, 7-4)
%12/25/84 L 68-70 Honolulu, HI
11/30/99 L 65-83 Baltimore, MD
&4/2/13 W 71-60 New York, NY
2/8/15 W 71-55 Iowa City, IA
1/28/16 L 68-74 College Park, MD
1/19/17 L 76-84 Iowa City, IA
2/25/17 W 83-69 College Park, MD
1/7/18 L 73-91 College Park, MD
2/19/19 L 65-66 Iowa City, IA
1/10/20 W 67-49 Iowa City, IA
1/30/20 L 72-82 College Park, MD

Maryland-Baltimore County (Iowa leads, 2-0)
12/15/90 W 98-81 Iowa City, IA
12/6/14 W 77-47 Iowa City, IA

Maryland Eastern Shore (Iowa leads, 5-0)
11/23/91 W 101-45 Iowa City, IA
11/13/01 W 89-59 Iowa City, IA
%11/14/05 W 86-41 Iowa City, IA
%11/20/07 W 65-48 Iowa City, IA
11/14/13 W 109-63 Iowa City, IA

McNeese State (Iowa leads, 1-0)
11/26/88 W 77-56 Iowa City, IA

Memphis (Iowa leads, 2-1)
%2/30/83 W 73-66 Los Angeles, CA
%11/20/01 W 75-71 Kansas City, MO
%11/26/16 L 92-100 Niceville, FL

Mercer (Iowa leads, 1-0)
12/28/01 W 77-43 Iowa City, IA

Miami, Ohio (Iowa leads, 2-0)
2/8/58 W 82-77 Iowa City, IA
12/9/61 W 75-55 Iowa City, IA

Michigan (Michigan leads, 96-65)
1/21/21 L 15-19 Ann Arbor, MI
2/27/22 L 20-22 Iowa City, IA
3/4/22 L 19-25 Ann Arbor, MI
1/15/23 W 18-17 Iowa City, IA
3/3/23 W 20-18 Ann Arbor, MI
1/19/24 L 18-23 Ann Arbor, MI
2/25/24 L 25-27 Iowa City, IA
1/11/26 L 16-22 Ann Arbor, MI
2/13/26 W 24-21 Iowa City, IA
1/15/27 L 22-41 Iowa City, IA
3/7/27 L 29-31# Ann Arbor, MI
1/12/29 L 25-36 Iowa City, IA
2/23/29 L 18-25 Ann Arbor, MI
2/15/32 L 22-40 Ann Arbor, MI
2/27/32 L 27-35 Iowa City, IA
1/7/33 L 25-33 Iowa City, IA
2/18/33 W 36-35 Ann Arbor, MI
2/16/35 L 27-29 Iowa City, IA
2/25/35 W 37-25 Ann Arbor, MI
2/3/36 L 27-31# Ann Arbor, MI
2/22/36 L 25-31 Iowa City, IA
2/14/38 W 38-20 Ann Arbor, MI
2/26/38 W 37-25 Iowa City, IA
1/21/39 L 32-47 Iowa City, IA
1/13/40 L 38-47 Ann Arbor, MI
2/15/41 L 29-40 Iowa City, IA
1/3/42 W 40-34 Ann Arbor, MI
2/21/42 W 59-38 Iowa City, IA
1/19/45 W 29-27 Ann Arbor, MI
2/3/45 W 50-37 Iowa City, IA
2/15/47 W 55-46 Iowa City, IA
3/1/48 L 35-51 Ann Arbor, MI
3/5/49 W 63-62 Iowa City, IA
1/7/50 L 46-66 Ann Arbor, MI
2/24/51 W 70-48 Iowa City, IA
3/5/51 W 65-55 Ann Arbor, MI
1/7/52 W 54-46 Ann Arbor, MI
2/11/52 W 82-59 Iowa City, IA
12/13/52 W 85-77 Iowa City, IA
1/12/53 L 61-66 Ann Arbor, MI
1/11/54 W 93-78 Iowa City, IA
2/8/54 W 86-68 Ann Arbor, MI
2/6/55 W 96-84 Iowa City, IA
3/7/55 L 58-74 Ann Arbor, MI
1/21/56 W 78-67 Ann Arbor, MI
3/2/57 L 79-83 Iowa City, IA
1/4/58 L 65-73 Iowa City, IA
3/8/58 L 92-95 Ann Arbor, MI
1/31/59 W 78-74 Iowa City, IA
2/16/59 L 86-90 Ann Arbor, MI
3/5/60 W 68-53 Iowa City, IA
2/20/61 W 50-46 Ann Arbor, MI
1/15/62 L 55-56 Ann Arbor, MI
2/24/62 W 68-63 Iowa City, IA
1/7/63 L 67-88 Iowa City, IA
2/25/63 L 70-78 Ann Arbor, MI
3/7/64 L 61-69 Iowa City, IA
2/8/65 L 66-81 Ann Arbor, MI
2/21/66 W 91-82 Iowa City, IA
2/28/66 L 88-103 Ann Arbor, MI
1/23/67 W 91-81 Iowa City, IA
3/11/67 W 83-76 Ann Arbor, MI
2/10/68 W 99-86 Ann Arbor, MI
3/9/68 L 70-71 Iowa City, IA
1/4/69 L 92-99# Ann Arbor, MI
2/15/69 L 85-86 Iowa City, IA
1/6/70 W 107-99 Ann Arbor, MI
3/9/71 L 82-86 Iowa City, IA
1/25/72 L 86-90 Ann Arbor, MI
3/11/72 W 95-69 Iowa City, IA
1/8/73 L 59-71 Ann Arbor, MI
1/29/73 W 75-68 Iowa City, IA
1/26/74 L 84-86# Iowa City, IA
1/18/75 L 70-75 Iowa City, IA
2/15/75 L 75-99 Ann Arbor, MI

1/31/76 L 95-104 Ann Arbor, MI
2/28/76 L 74-88 Iowa City, IA
1/17/77 L 75-99 Iowa City, IA
2/17/77 L 80-91 Ann Arbor, MI
1/12/78 L 56-66 Iowa City, IA
2/25/78 L 76-82 Ann Arbor, MI
1/6/79 W 85-79 Ann Arbor, MI
3/1/79 L 53-61 Iowa City, IA
1/5/80 L 65-68 Ann Arbor, MI
2/28/80 W 83-67 Iowa City, IA
1/17/81 W 73-58 Ann Arbor, MI
2/26/81 W 69-66 Iowa City, IA
1/23/82 W 56-38 Iowa City, IA
2/20/82 L 58-68 Ann Arbor, MI
1/8/83 W 79-72 Iowa City, IA
3/10/83 L 60-66 Ann Arbor, MI
1/7/84 L 49-53 Ann Arbor, MI
3/7/84 L 46-53 Iowa City, IA
1/19/85 L 67-69### Ann Arbor, MI
2/14/85 L 52-56 Iowa City, IA
1/18/86 L 57-61 Iowa City, IA
2/15/86 L 66-82 Ann Arbor, MI
1/31/87 L 92-100 Ann Arbor, MI
2/28/87 W 95-85 Iowa City, IA
2/3/88 L 103-120 Ann Arbor, MI
2/27/88 W 95-87 Iowa City, IA
2/9/89 L 107-108### Iowa City, IA
3/4/89 L 96-119 Ann Arbor, MI
1/20/90 W 78-76# Iowa City, IA
3/10/90 L 96-127 Ann Arbor, MI
1/10/91 W 79-78 Iowa City, IA
2/9/91 L 70-84 Ann Arbor, MI
1/9/92 L 77-80# Iowa City, IA
2/12/92 L 74-79 Ann Arbor, MI
1/31/93 W 88-80 Iowa City, IA
3/2/93 L 73-82 Ann Arbor, MI
1/8/94 L 70-71 Iowa City, IA
2/16/94 L 76-89 Ann Arbor, MI
1/11/95 L 82-83### Ann Arbor, MI
3/5/95 W 86-69 Iowa City, IA
1/28/96 W 70-61 Iowa City, IA
2/13/96 W 62-55 Ann Arbor, MI
1/19/97 L 71-79 Ann Arbor, MI
2/20/97 W 80-75 Iowa City, IA
2/1/98 L 66-80 Iowa City, IA
\$3/6/98 L 66-77 Chicago, IL
1/30/99 W 81-68 Ann Arbor, MI
1/22/00 W 83-78 Iowa City, IA
3/1/00 L 78-87 Ann Arbor, MI
1/20/01 L 69-70 Iowa City, IA
2/14/01 L 85-94 Ann Arbor, MI
2/23/02 W 76-56 Iowa City, IA
2/8/03 L 62-70 Ann Arbor, MI
1/28/04 L 84-90 Ann Arbor, MI
2/14/04 W 69-61 Iowa City, IA
\$3/12/04 L 70-79 Indianapolis, IN
1/5/05 L 63-65 Iowa City, IA
3/5/05 W 74-72# Ann Arbor, MI
2/4/06 W 94-66 Iowa City, IA
1/31/07 W 69-62 Ann Arbor, MI
1/19/08 W 68-60 Ann Arbor, MI
2/14/08 L 52-60 Iowa City, IA
\$3/13/08 L 47-55 Indianapolis, IN
1/11/09 L 49-64 Ann Arbor, MI
2/22/09 W 70-60# Iowa City, IA
\$3/12/09 L 45-73 Indianapolis, IN
1/30/10 L 46-60 Ann Arbor, MI
2/16/10 L 78-80# Iowa City, IA
\$3/11/10 L 52-59 Indianapolis, IN
1/30/11 L 73-87 Ann Arbor, MI
2/19/11 L 72-75# Iowa City, IA
1/14/12 W 75-59 Iowa City, IA
1/6/13 L 67-95 Ann Arbor, MI
1/22/14 L 67-75 Ann Arbor, MI
2/8/14 W 85-67 Iowa City, IA
2/5/15 W 72-54 Ann Arbor, MI
1/17/16 W 82-71 Iowa City, IA
3/5/16 W 71-61 Ann Arbor, MI
1/1/17 W 86-83# Iowa City, IA
1/2/18 L 68-75 Iowa City, IA
2/14/18 L 59-74 Ann Arbor, MI
\$3/1/18 L 71-77# New York, NY
2/1/19 W 74-59 Iowa City, IA
\$3/15/19 L 53-74 Chicago, IL
12/6/19 L 91-103 Ann Arbor, MI
1/17/20 W 90-83 Iowa City, IA



Michigan State (Michigan State leads, 76-55)

Table of Michigan State vs Iowa City games with dates, scores, and locations.

Table of Michigan State vs Iowa City games (continued) with dates, scores, and locations.

Millikin (Iowa leads, 4-2)

Table of Michigan State vs Millikin games with dates, scores, and locations.

Minnesota (Minnesota leads, 106-97)

Table of Michigan State vs Minnesota games with dates, scores, and locations.

Table of Michigan State vs Iowa City games (continued) with dates, scores, and locations.

2/2/78	L	71-82	Minneapolis, MN
2/11/78	L	65-78	Iowa City, IA
1/27/79	W	81-64	Iowa City, IA
2/3/79	W	97-71	Minneapolis, MN
1/26/80	W	80-73	Iowa City, IA
2/2/80	W	73-63	Minneapolis, MN
1/24/81	L	48-60	Iowa City, IA
2/12/81	W	60-58#	Minneapolis, MN
1/14/82	L	56-61	Minneapolis, MN
2/27/82	L	55-57###	Iowa City, IA
1/20/83	W	68-52	Minneapolis, MN
2/27/83	L	69-71	Iowa City, IA
1/19/84	L	49-56	Iowa City, IA
2/25/84	W	62-50	Minneapolis, MN
1/12/85	L	57-65	Minneapolis, MN
2/6/85	W	70-65	Iowa City, IA
1/11/86	W	75-62	Iowa City, IA
2/9/86	L	60-65	Minneapolis, MN
1/10/87	W	78-57	Minneapolis, MN
2/7/87	W	78-47	Iowa City, IA
1/30/88	W	76-51	Iowa City, IA
2/20/88	W	107-86	Minneapolis, MN
1/14/89	L	78-80	Minneapolis, MN
2/18/89	W	99-61	Iowa City, IA
1/25/90	L	72-84	Minneapolis, MN
2/24/90	L	80-102	Iowa City, IA
1/12/91	L	77-79	Minneapolis, MN
2/14/91	W	82-69	Iowa City, IA
2/1/92	W	87-70	Iowa City, IA
2/25/92	W	79-64	Minneapolis, MN
1/13/93	W	84-77	Iowa City, IA
2/13/93	L	85-91	Minneapolis, MN
2/2/94	W	92-88	Iowa City, IA
3/5/94	L	96-107###	Minneapolis, MN
1/28/95	L	54-55	Iowa City, IA
2/15/95	W	74-70	Minneapolis, MN
1/6/96	W	92-63	Iowa City, IA
3/6/96	L	64-72	Minneapolis, MN
1/23/97	L	51-66	Minneapolis, MN
2/15/97	L	66-68	Iowa City, IA
1/18/98	W	82-69	Minneapolis, MN
2/12/98	L	71-73	Iowa City, IA
1/16/99	L	70-75	Minneapolis, MN
2/10/99	W	76-73	Iowa City, IA
1/12/00	L	82-85	Minneapolis, MN
2/27/00	W	71-59	Iowa City, IA
\$3/9/00	W	81-78	Chicago, IL
1/24/01	W	87-74	Minneapolis, MN
1/31/01	W	64-55	Iowa City, IA
2/9/02	L	78-86	Iowa City, IA
2/12/03	L	64-77	Minneapolis, MN
1/13/04	W	83-68	Minneapolis, MN
2/28/04	W	66-62	Iowa City, IA
1/15/05	W	66-60	Iowa City, IA
2/23/05	L	57-65	Minneapolis, MN
1/18/06	W	76-72###	Iowa City, IA
2/18/06	L	61-74	Minneapolis, MN
\$3/10/06	W	67-57	Indianapolis, IN
1/13/07	W	60-49	Iowa City, IA
2/7/07	W	91-78	Minneapolis, MN
2/9/08	L	50-63	Minneapolis, MN
1/8/09	L	49-52	Iowa City, IA
1/2/10	L	74-86	Iowa City, IA
3/7/10	L	53-88	Minneapolis, MN
1/16/11	L	59-69	Minneapolis, MN
2/13/11	L	45-62	Iowa City, IA
1/4/12	W	64-62	Minneapolis, MN
2/1/12	W	63-59	Iowa City, IA
2/3/13	L	59-62	Minneapolis, MN
2/17/13	W	72-51	Iowa City, IA
1/19/14	W	94-73	Iowa City, IA
2/25/14	L	89-95	Minneapolis, MN
1/13/15	W	77-75	Minneapolis, MN
2/12/15	L	59-64	Iowa City, IA
2/14/16	W	75-71	Iowa City, IA
2/8/17	L	89-101##	Minneapolis, MN
1/30/18	W	94-80	Iowa City, IA
2/21/18	L	82-86	Minneapolis, MN
1/27/19	L	87-92	Minneapolis, MN
12/9/19	W	72-52	Iowa City, IA
2/16/20	W	58-55	Minneapolis, MN
Minnesota A.C. (Series tied, 1-1)			
3/3/02	L	20-24	Minneapolis, MN
1/11/05	W	24-18	Minneapolis, MN
Minnesota-Duluth (Iowa leads, 1-0)			
12/30/73	W	92-72	Iowa City, IA

Mississippi State (Iowa leads, 2-0)			
%12/22/80	W	81-62	Dayton, OH
%12/5/92	W	69-54	Iowa City, IA
Mississippi Valley State (Iowa leads, 1-0)			
12/1/92	W	100-69	Iowa City, IA
Missouri (Iowa leads, 10-7)			
1/30/08	W	46-16	Iowa City, IA
2/16/10	W	20-6	Iowa City, IA
1/11/30	L	24-25	Iowa City, IA
2/2/51	W	63-53	Iowa City, IA
12/15/51	W	48-43	Columbia, MO
2/6/54	W	73-53	Iowa City, IA
12/11/54	L	94-97	Columbia, MO
*3/19/83	W	77-63	Louisville, KY
12/21/96	W	88-77	Iowa City, IA
1/24/98	L	79-80#	Columbia, MO
12/19/98	W	82-68	Iowa City, IA
12/18/99	L	61-72	Columbia, MO
12/16/00	W	99-94###	Iowa City, IA
%11/21/01	L	77-78	Kansas City, MO
12/15/01	W	83-65	Columbia, MO
1/4/03	L	82-88	Iowa City, IA
1/3/04	L	56-76	Columbia, MO
Missouri-St. Louis (Iowa leads, 1-0)			
12/3/86	W	89-64	Iowa City, IA
Monmouth, IL (Iowa leads, 4-1)			
3/10/30	L	23-29	Monmouth, IL
12/9/32	W	28-22	Iowa City, IA
12/9/38	W	37-34	Iowa City, IA
12/7/40	W	75-35	Iowa City, IA
12/18/43	W	54-29	Iowa City, IA
Monmouth, NJ (Iowa leads, 1-0)			
12/30/89	W	55-46	Iowa City, IA
Montana State (Iowa leads, 2-0)			
%12/23/46	W	76-49	Iowa City, IA
%12/6/02	W	65-44	Iowa City, IA
Morehead State (Iowa leads, 3-0)			
3/16/56	W	97-83	Iowa City, IA
11/28/84	W	89-46	Iowa City, IA
12/23/95	W	82-57	Iowa City, IA
Morgan State (Iowa leads, 1-0)			
11/25/94	W	126-79	Iowa City, IA
Navy (Iowa leads, 2-0)			
%12/3/82	W	76-65	Iowa City, IA
%12/4/87	W	91-61	Iowa City, IA
Nebraska (Iowa leads, 21-13)			
1/21/07	L	17-27	Lincoln, NE
2/22/07	W	32-29	Iowa City, IA
3/7/08	W	39-26	Iowa City, IA
1/25/30	L	26-41	Lincoln, NE
12/19/31	W	34-29	Iowa City, IA
12/20/34	W	31-24	Lincoln, NE
12/30/41	L	34-41	Iowa City, IA
12/19/42	L	43-52	Iowa City, IA
12/10/43	W	50-33	Iowa City, IA
12/16/44	W	61-45	Lincoln, NE
12/17/45	W	61-35	Iowa City, IA
12/12/53	L	70-81	Lincoln, NE
12/6/54	W	84-61	Lincoln, NE
12/3/55	W	60-51	Iowa City, IA
12/3/56	L	43-67	Lincoln, NE
12/5/70	L	82-56	Lincoln, NE
12/21/71	W	86-77	Iowa City, IA
12/2/75	W	72-65	Iowa City, IA
11/27/76	W	71-57	Lincoln, NE
1/26/12	L	73-79	Iowa City, IA
2/29/12	W	62-53	Lincoln, NE
2/23/13	L	60-64	Lincoln, NE
3/9/13	W	74-60	Iowa City, IA
12/31/13	W	67-57	Iowa City, IA
1/5/15	W	70-59	Iowa City, IA
2/22/15	W	74-46	Lincoln, NE
1/5/16	W	77-66	Iowa City, IA
1/5/17	L	90-93##	Lincoln, NE
2/5/17	W	81-70	Iowa City, IA
1/27/18	L	84-98	Lincoln, NE
1/6/19	W	93-84	Iowa City, IA
3/10/19	L	91-93#	Lincoln, NE

1/7/20	L	70-76	Lincoln, NE
2/8/20	W	96-72	Iowa City, IA
Omaha (Iowa leads, 2-1)			
11/30/81	W	71-58	Iowa City, IA
11/10/13	W	83-75	Iowa City, IA
12/3/16	L	89-98	Iowa City, IA
Nevada-Las Vegas (UNLV leads, 3-1)			
%12/21/77	L	84-85	Las Vegas, NV
*3/22/87	L	81-84	Seattle, WA
*3/20/88	W	104-86	Los Angeles, CA
12/23/89	L	80-97	Las Vegas, NV
Nevada (Iowa leads, 3-0)			
12/21/61	W	88-46	Iowa City, IA
12/13/71	W	87-85	Iowa City, IA
12/9/80	W	112-71	Iowa City, IA
New Mexico (New Mexico leads, 1-0)			
%12/29/77	L	83-96	Albuquerque, NM
New York University (Iowa leads, 1-0)			
%12/28/59	W	80-75	New York, NY
North Carolina (Iowa leads, 3-1)			
1/7/89	W	98-97	Chapel Hill, NC
12/9/90	W	87-74	Iowa City, IA
%11/24/04	L	92-106	Maui, HI
12/3/14	W	60-55	Chapel Hill, NC
North Carolina A&T (Iowa leads, 1-0)			
11/14/11	W	95-79	Iowa City, IA
North Carolina-Asheville (Iowa leads, 1-0)			
11/23/03	W	107-80	Iowa City, IA
North Carolina-Charlotte (Iowa leads, 1-0)			
1/27/73	W	72-49	Iowa City, IA
North Carolina Central (Iowa leads, 1-0)			
11/28/09	W	73-63	Iowa City, IA
North Carolina-Greensboro (Iowa leads, 1-0)			
%12/4/04	W	83-58	Iowa City, IA
North Carolina-Wilmington (Iowa leads, 1-0)			
11/8/13	W	82-39	Iowa City, IA
North Carolina State (Series tied, 3-3)			
%12/27/56	L	70-84	Chapel Hill, NC
*3/8/80	W	77-64	Greensboro, NC
*3/14/86	L	64-66	Minneapolis, MN
%11/29/86	W	90-89	Anchorage, AK
*3/19/89	L	96-102##	Providence, RI
11/30/05	W	45-42	Iowa City, IA
North Dakota (Iowa leads, 8-0)			
12/8/23	W	22-11	Iowa City, IA
2/3/37	W	35-30	Iowa City, IA
1/6/41	W	43-23	Grand Forks, ND
12/13/47	W	58-47	Iowa City, IA
12/7/59	W	79-43	Iowa City, IA
12/21/64	W	106-65	Iowa City, IA
12/19/69	W	91-59	Iowa City, IA
12/20/16	W	84-73	Iowa City, IA
North Dakota State (Series tied, 1-1)			
1/3/33	L	17-21	Iowa City, IA
11/17/14	W	87-56	Iowa City, IA
North Florida (Iowa leads, 2-0)			
12/22/14	W	80-70	Iowa City, IA
11/21/19	W	83-68	Iowa City, IA
North Texas (Iowa leads, 1-0)			
11/16/97	W	112-64	Iowa City, IA
Northeastern (Iowa leads, 1-0)			
%11/30/86	W	103-80	Anchorage, AK
Northern Colorado (Iowa leads, 1-0)			
11/14/07	W	59-47	Iowa City, IA



Northern Illinois (Iowa leads, 8-0)

Table with 4 columns: Date, Result, Score, Location. Rows include 12/1/73, 12/1/79, 11/29/80, etc.

Northern Iowa (Iowa leads, 36-10)

Table with 4 columns: Date, Result, Score, Location. Rows include 1/13/06, 2/16/06, 12/13/06, etc.

Northern Michigan (Iowa leads, 1-0)

Table with 4 columns: Date, Result, Score, Location. Row: 12/4/68 W 99-69 Iowa City, IA

Northwestern (Iowa leads, 119-60)

Table with 4 columns: Date, Result, Score, Location. Rows include 3/11/05 L 23-24 Evanston, IL; 2/19/10 W 18-11 Evanston, IL; etc.

Table with 4 columns: Date, Result, Score, Location. Rows include 2/13/28 L 28-49 Evanston, IL; 1/17/29 L 27-28 Evanston, IL; etc.

Table with 4 columns: Date, Result, Score, Location. Rows include 1/24/85 W 66-47 Iowa City, IA; 2/23/85 L 58-78 Evanston, IL; etc.

Table with 4 columns: Date, Result, Score, Location. Rows include 1/24/85 W 66-47 Iowa City, IA; 2/23/85 L 58-78 Evanston, IL; etc.

Northwestern State (NSU leads, 1-0)

Table with 4 columns: Date, Result, Score, Location. Row: *3/17/06 L 63-64 Auburn Hills, MI

Notre Dame (Notre Dame leads, 10-6)

Table with 4 columns: Date, Result, Score, Location. Rows include 1/3/23 L 23-24 Iowa City, IA; 12/18/25 L 16-17 South Bend, IN; etc.

Saint Louis (Iowa leads, 11-7)

12/7/26	W	35-19	Iowa City, IA
12/4/27	W	43-13	Iowa City, IA
2/17/30	L	25-32	St. Louis, MO
2/25/30	L	24-31	Iowa City, IA
12/8/30	L	14-26	Iowa City, IA
3/6/33	W	52-20	St. Louis, MO
12/31/38	W	47-37	Iowa City, IA
1/1/46	W	51-40	Iowa City, IA
12/10/60	L	55-61	Iowa City, IA
12/16/61	L	61-79	St. Louis, MO
12/10/62	L	58-65	St. Louis, MO
12/9/63	W	79-77	Iowa City, IA
%12/30/67	W	80-77	Los Angeles, CA
%12/24/88	W	83-80	Chaminade, HI
%12/30/00	W	68-56	Honolulu, HI
&3/17/04	L	69-70	St. Charles, MO
12/31/04	W	67-58	Iowa City, IA
12/30/05	W	60-50	St. Louis, MO

San Diego State (San Diego State leads, 1-0)

%11/29/19	L	73-83	Las Vegas, NV
-----------	---	-------	---------------

San Francisco (San Francisco leads, 1-0)

*3/23/56	L	71-83	Evanston, IL
----------	---	-------	--------------

San Jose State (San Jose State leads, 1-0)

12/21/75	L	103-105###	Iowa City, IA
----------	---	------------	---------------

Santa Clara (Iowa leads, 1-0)

*3/13/87	W	99-76	Tucson, AZ
----------	---	-------	------------

Savannah State (Iowa leads, 2-0)

11/13/16	W	116-84	Iowa City, IA
12/22/18	W	110-64	Iowa City, IA

Seton Hall (Series tied, 1-1)

%12/29/82	W	85-63	Rochester, NY
11/17/16	L	83-91	Iowa City, IA

Simpson (Simpson leads, 1-0)

1/3/13	L	14-24	Knoxville, IA
--------	---	-------	---------------

South Alabama (Iowa leads, 1-0)

%12/4/99	W	82-58	Iowa City, IA
----------	---	-------	---------------

South Carolina (Iowa leads, 3-0)

1/22/72	W	91-85	Columbia, SC
1/2/82	W	57-47	Columbia, SC
12/22/84	W	88-78	Iowa City, IA

South Carolina State (Iowa leads, 2-0)

12/21/09	W	82-69	Iowa City, IA
12/19/12	W	90-46	Iowa City, IA

Southeast Missouri State (Iowa leads, 1-0)

%11/25/08	W	75-41	Iowa City, IA
-----------	---	-------	---------------

Southeastern Louisiana (Iowa leads, 1-0)

12/29/07	W	57-50	Iowa City, IA
----------	---	-------	---------------

South Dakota (Iowa leads, 12-0)

12/8/29	W	37-17	Iowa City, IA
1/2/34	W	42-32	Iowa City, IA
12/14/36	W	44-23	Iowa City, IA
1/31/38	W	35-34	Iowa City, IA
1/30/39	W	35-30	Iowa City, IA
12/3/45	W	91-26	Iowa City, IA
12/16/46	W	53-25	Iowa City, IA
12/6/47	W	66-30	Iowa City, IA
12/2/63	W	85-66	Iowa City, IA
12/1/64	W	93-68	Iowa City, IA
12/4/12	W	87-63	Iowa City, IA
&3/15/17	W	87-75	Iowa City, IA

South Dakota State (Iowa leads, 7-3)

1/7/30	L	20-30	Iowa City, IA
1/29/40	W	24-23	Iowa City, IA
12/10/42	W	52-46	Iowa City, IA
12/11/44	W	87-37	Iowa City, IA
12/11/45	W	71-33	Iowa City, IA
12/2/46	W	73-32	Iowa City, IA
12/1/60	W	77-75	Iowa City, IA
12/11/62	W	69-52	Iowa City, IA
11/14/10	L	69-79	Iowa City, IA
%11/21/17	L	72-80	Cayman Islands

South Florida (South Florida leads, 1-0)

%12/28/92	L	78-85	Tampa, FL
-----------	---	-------	-----------

Southern (Iowa leads, 1-0)

12/10/17	W	91-60	Iowa City, IA
----------	---	-------	---------------

Southern California (Iowa leads, 5-2)

12/18/53	W	66-57	Iowa City, IA
12/31/53	L	60-70	Los Angeles, CA
%12/29/60	W	70-62	Los Angeles, CA
%12/28/64	W	71-65	Los Angeles, CA
%12/30/75	L	73-81	Honolulu, HI
12/11/82	W	66-55	Iowa City, IA
%12/29/83	W	62-61	Los Angeles, CA

Southern Illinois (Iowa leads, 3-1)

12/6/65	W	69-58	Iowa City, IA
12/6/69	L	67-73	Carbondale, IL
12/4/67	W	61-49	Iowa City, IA
%12/22/93	W	90-70	San Juan, P. Rico

Southern Utah (Iowa leads, 1-0)

12/19	W	92-64	Iowa City, IA
-------	---	-------	---------------

SIUE (Iowa leads, 2-0)

11/26/10	W	111-50	Iowa City, IA
11/8/19	W	87-60	Iowa City, IA

Southern Methodist (Iowa leads, 5-1)

12/9/55	W	80-62	Iowa City, IA
12/3/57	W	66-60	Iowa City, IA
12/6/58	L	55-65	Dallas, TX
12/5/59	W	89-58	Iowa City, IA
12/12/63	W	73-70	Iowa City, IA
%12/1/01	W	86-69	Iowa City, IA

Southern Mississippi (Iowa leads, 2-0)

%12/22/97	W	82-58	San Juan, P. Rico
%12/7/02	W	65-63	Iowa City, IA

Southwest Texas State (Iowa leads, 1-0)

12/30/88	W	96-77	Iowa City, IA
----------	---	-------	---------------

Stanford (Iowa leads, 5-3)

12/29/34	W	38-28	Iowa City, IA
12/30/54	W	73-46	Iowa City, IA
12/29/55	L	52-54	Palo Alto, CA
12/23/66	W	77-74	Iowa City, IA
12/23/67	L	86-87	Palo Alto, CA
%12/30/78	W	83-68	San Diego, CA
%11/27/87	W	78-75	Maui, HI
%11/12/99	L	58-72	New York, NY

Stetson (Iowa leads, 1-0)

12/5/16	W	95-68	Iowa City, IA
---------	---	-------	---------------

Stony Brook (Iowa leads, 1-0)

&3/22/13	W	75-63	Iowa City, IA
----------	---	-------	---------------

Syracuse (Iowa leads, 3-1)

%12/30/57	W	58-52	Buffalo, NY
*3/14/80	W	88-77	Philadelphia, PA
%11/21/14	L	63-66	New York, NY
12/3/19	W	68-54	Syracuse, NY

Tampa (Iowa leads, 1-0)

%12/17/85	W	54-45	Pullman, WA
-----------	---	-------	-------------

Temple (Iowa leads, 3-0)

*3/22/56	W	83-76	Evanston, IL
&11/15/90	W	73-71	Iowa City, IA
*3/18/16	W	72-70#	Brooklyn, NY

Tennessee (Tennessee leads, 3-2)

%12/28/67	W	64-59	Los Angeles, CA
%12/20/77	W	92-86	Las Vegas, NV
%12/29/00	L	68-80	Honolulu, HI
*3/19/14	L	65-78#	Dayton, OH
*3/24/19	L	77-83#	Columbus, OH

Tennessee-Chattanooga (Iowa leads, 1-0)

%12/1/01	W	79-60	Iowa City, IA
----------	---	-------	---------------

Tennessee State (Iowa leads, 2-0)

11/30/02	W	84-51	Iowa City, IA
1/12/10	W	67-62	Iowa City, IA

Tennessee Tech (Iowa leads, 2-0)

1/24/70	W	96-68	Iowa City, IA
12/22/15	W	85-63	Iowa City, IA

Texas (Texas leads, 3-2)

*3/19/92	W	98-92	Greensboro, NC
%11/23/04	W	82-80	Maui, HI
%11/22/05	L	59-68	Kansas City, MO
%11/23/09	L	60-85	Kansas City, MO
%11/20/14	L	57-71	New York, NY

Texas A&M-Corpus Christi (Iowa leads, 1-0)

12/1/12	W	88-59	Iowa City, IA
---------	---	-------	---------------

TCU (Iowa leads, 2-1)

12/31/46	W	61-37	Iowa City, IA
12/22/48	W	47-46#	Iowa City, IA
&3/19/17	L	92-94#	Iowa City, IA

Texas-Rio Grande Valley (Iowa leads, 5-0)

12/21/87	W	110-64	Iowa City, IA
12/4/92	W	85-29	Iowa City, IA
%12/1/06	W	62-46	Iowa City, IA
11/9/12	W	86-55	Iowa City, IA
11/20/16	W	95-67	Iowa City, IA

Texas-San Antonio (Iowa leads, 2-1)

11/26/05	W	79-46	Iowa City, IA
%11/17/08	W	73-67	Iowa City, IA
%11/15/09	L	50-62	Iowa City, IA

Texas Southern (Iowa leads, 5-0)

11/24/90	W	80-64	Iowa City, IA
12/28/92	W	91-70	Iowa City, IA
12/16/95	W	110-67	Iowa City, IA
%12/3/99	W	73-51	Iowa City, IA
12/23/06	W	90-63	Iowa City, IA

Texas Tech (Iowa leads, 5-1)

12/13/58	W	75-73	Iowa City, IA
12/12/59	W	76-66	Lubbock, TX
%12/8/85	W	58-48	Iowa City, IA
12/22/03	L	59-65	Dallas, TX
12/21/04	W	83-53	Chicago, IL
%11/28/19	W	72-61	Las Vegas, NV

Toledo (Toledo leads, 3-1)

12/21/37	L	39-59	Toledo, OH
1/1/40	L	30-54	Toledo, OH
*3/10/79	L	72-74	Bloomington, IN
%11/17/06	W	78-65	St. Thomas, VI

Tulsa (Iowa leads, 2-0)

%12/2/00	W	66-65	Iowa City, IA
12/28/02	W	73-67	Tulsa, OK

UCLA (Iowa leads, 5-3)

12/23/50	W	80-63	Iowa City, IA
12/30/53	W	65-50	Los Angeles, CA
12/30/60	W	71-65	Los Angeles, CA
1/29/64	W	87-82	Chicago, IL
12/4/71	L	72-106	Los Angeles, CA
1/17/74	L	44-66	Los Angeles, CA
2/18/82	L	66-75	Los Angeles, CA
12/22/90	W	88-71	Iowa City, IA

UMKC (Iowa leads, 2-0)

12/5/15	W	95-75	Iowa City, IA
11/8/19	W	77-63	Iowa City, IA

U.S. International (Iowa leads, 1-0)

12/20/75	W	67-52	Iowa City, IA
----------	---	-------	---------------

Upper Iowa (Iowa leads, 4-0)

12/14/01	W	42-13	Iowa City, IA
1/15/02	W	27-26	Fayette, IA
1908	W	42-25	Fayette, IA
1/2/22	W	32-15	Iowa City, IA

Utah (Utah leads, 1-0)

%12/29/64	L	88-92	Los Angeles, CA
-----------	---	-------	-----------------

Utah State (Iowa leads, 2-1)

1/2/50	W	62-58	Iowa City, IA
*3/17/83	W	64-59	Louisville, KY
%11/24/07	L	62-75	South Padre Island, TX

**UTEP (Iowa leads, 3-2)**

%12/30/65	L	68-86	El Paso, TX
12/18/67	W	59-53	Iowa City, IA
12/7/71	L	57-65	El Paso, TX
*3/15/87	W	84-82	Tucson, AZ
%11/29/13	W	89-53	Bahamas

Valparaiso (Iowa leads, 2-0)

&3/17/03	W	62-60	Iowa City, IA
%12/3/06	W	72-59	Iowa City, IA

Villanova (Villanova leads, 5-1)

%12/30/61	L	56-69	Philadelphia, PA
*3/25/83	L	54-55	Kansas City, MO
%11/29/87	W	97-74	Maui, HI
%11/20/06	L	60-89	St. Thomas, VI
%11/30/13	L	83-88#	Bahamas
*3/20/16	L	68-87	Brooklyn, NY

Virginia (Iowa leads, 2-1)

*3/13/97	W	73-60	Salt Lake City, UT
&3/27/13	W	75-64	Charlottesville, VA
%11/25/16	L	41-74	Niceville, FL

VCU (Iowa leads, 2-0)

11/30/74	W	95-80	Iowa City, IA
*3/6/80	W	86-72	Greensboro, NC

Virginia Tech (Tech leads, 4-0)

11/29/06	L	65-69	Blacksburg, VA
12/1/09	L	64-70	Iowa City, IA
11/27/12	L	79-95	Blacksburg, VA
11/28/17	L	55-79	Blacksburg, VA

Wabash (Series tied, 2-2)

12/13/24	L	24-28	Iowa City, IA
12/12/25	W	38-26	Iowa City, IA
1927	L	13-28	Iowa City, IA
12/13/40	W	42-22	Iowa City, IA

Wake Forest (Wake Forest leads, 4-0)

%12/28/74	L	71-92	Portland, OR
*3/21/93	L	78-84	Nashville, TN
11/26/07	L	47-56	Iowa City, IA
11/30/10	L	73-76	Winston-Salem, NC

Washington (Washington leads, 3-2)

12/27/55	L	71-76	Seattle, WA
12/20/58	L	68-81	Iowa City, IA
12/15/65	W	99-70	Iowa City, IA
12/2/66	W	66-50	Seattle, WA
12/3/66	L	65-76	Seattle, WA

Washington, MO (Iowa leads, 9-1)

1928	W	22-18	Iowa City, IA
12/19/36	W	42-45	St. Louis, MO
12/13/37	W	41-34	Iowa City, IA
12/12/38	W	42-26	Iowa City, IA
12/13/41	W	52-31	Iowa City, IA
12/20/47	W	44-41	St. Louis, MO
12/17/51	W	60-53	St. Louis, MO
12/5/53	W	51-45	Iowa City, IA
12/1/54	W	80-61	Iowa City, IA
2/4/57	L	54-62	St. Louis, MO

Washington State (Iowa leads, 1-0)

%12/30/63	W	74-66	Pullman, WA
-----------	---	-------	-------------

Wayne State (Wayne State leads, 1-0)

12/16/39	L	30-34	Detroit, MI
----------	---	-------	-------------

Weber State (Iowa leads, 1-0)

%12/6/97	W	81-56	Iowa City, IA
----------	---	-------	---------------

West Virginia (Series tied, 1-1)

%12/29/56	W	79-76	Chapel Hill, NC
%11/28/08	L	68-87	Las Vegas, NV

West College (Iowa leads, 2-0)

1/24/02	W	24-7	Toledo, IA
1903	W	24-14	Iowa City, IA

Western Carolina (Iowa leads, 3-0)

12/20/94	W	85-60	Iowa City, IA
12/18/04	W	88-75	Iowa City, IA
12/18/18	W	78-60	Iowa City, IA

Western Illinois (Iowa leads, 9-0)

12/15/43	W	82-34	Iowa City, IA
12/9/44	W	101-23	Iowa City, IA
11/26/91	W	95-58	Iowa City, IA
12/20/95	W	93-41	Iowa City, IA
11/22/96	W	81-66	Moline, IL
11/15/98	W	74-63	Moline, IL
11/19/04	W	85-62	Iowa City, IA
12/27/08	W	58-43	Iowa City, IA
12/7/15	W	90-56	Iowa City, IA

Western Kentucky (Iowa leads, 1-0)

%11/20/12	W	63-55	Cancun, Mexico
-----------	---	-------	----------------

Western Michigan (Series tied, 2-2)

12/21/35	L	35-48	Kalamazoo, MI
12/22/41	W	49-48	Kalamazoo, MI
12/9/50	L	49-58	Kalamazoo, MI
12/1/51	W	72-68	Iowa City, IA

Western Reserve (Iowa leads, 2-0)

1/3/48	W	61-54	Iowa City, IA
12/17/49	W	97-57	Cleveland, OH

Wichita State (Series tied, 5-5)

2/4/56	W	98-86	Iowa City, IA
12/16/57	L	78-81	Wichita, KS
12/28/66	W	94-76	Iowa City, IA
12/12/68	L	88-93	Wichita, KS
11/28/78	W	91-67	Iowa City, IA
12/11/79	W	81-62	Wichita, KS
*3/15/81	L	56-60	Wichita, KS
%11/24/09	L	57-74	Kansas City, MO
%11/21/12	L	63-75	Cancun, Mexico
%11/29/15	W	84-61	Orlando, FL

Wilton (Iowa leads, 2-0)

2/1/02	W	66-4	Wilton Junction
1/24/03	W	68-7	Iowa City, IA

Wisconsin-Eau Claire (Iowa leads, 1-0)

1/3/81	W	86-62	Iowa City, IA
--------	---	-------	---------------

Wisconsin (Wisconsin leads, 84-83)

3/1/09	L	9-30	Madison, WI
1/5/12	L	12-38	Iowa City, IA
2/14/12	L	5-30	Madison, WI
1/10/16	L	31-36#	Iowa City, IA
2/28/16	L	19-38	Madison, WI
1/8/18	L	22-36	Iowa City, IA
1/21/18	L	19-34	Madison, WI
2/10/19	L	19-28	Madison, WI
3/11/19	W	29-27	Iowa City, IA
1/5/20	L	18-35	Iowa City, IA
1/19/20	W	21-20	Madison, WI
1/7/22	L	15-18	Iowa City, IA
2/13/22	W	24-18	Madison, WI
3/8/24	W	22-19	Iowa City, IA
3/11/24	L	26-36	Madison, WI
2/16/25	L	15-16	Iowa City, IA
3/3/25	L	23-25	Madison, WI
2/22/27	L	21-24	Madison, WI
3/22/27	W	26-17	Iowa City, IA
2/20/28	L	21-31	Iowa City, IA
3/3/28	L	17-20	Madison, WI
1/17/31	L	13-24	Madison, WI
2/16/31	W	19-17	Iowa City, IA
1/9/33	L	19-21	Madison, WI
2/13/33	W	31-25	Iowa City, IA
1/8/34	W	32-26	Iowa City, IA
3/3/34	L	32-35	Madison, WI
1/18/36	L	21-27	Madison, WI
2/17/36	W	32-25	Iowa City, IA
1/18/37	L	23-29	Madison, WI
2/20/37	W	43-35	Iowa City, IA
1/7/39	L	24-28	Madison, WI
2/10/40	W	37-35	Iowa City, IA
1/11/41	L	35-49	Madison, WI
1/10/42	W	49-45	Iowa City, IA
3/7/42	L	45-62	Madison, WI
2/19/45	W	54-53	Iowa City, IA
2/24/45	W	68-38	Madison, WI
1/7/46	W	57-50	Iowa City, IA
2/16/46	W	44-39	Madison, WI
1/4/47	L	62-63	Iowa City, IA
2/3/47	L	53-60	Madison, WI
1/12/48	L	51-60	Madison, WI

2/21/48	W	62-40	Iowa City, IA
2/19/49	W	61-60	Iowa City, IA
2/28/49	L	47-70	Madison, WI
2/13/50	L	62-66#	Iowa City, IA
2/18/50	L	44-53	Madison, WI
2/17/51	W	73-60	Madison, WI
3/3/52	L	75-78	Iowa City, IA
12/15/52	L	70-75	Madison, WI
12/29/52	W	83-66	Iowa City, IA
1/9/54	W	71-54	Iowa City, IA
1/3/55	W	86-69	Madison, WI
2/6/56	W	78-74	Madison, WI
2/18/56	W	80-66	Iowa City, IA
1/19/57	W	70-47	Madison, WI
3/9/57	L	59-60	Iowa City, IA
2/17/58	W	74-61	Iowa City, IA
2/14/59	W	94-84	Madison, WI
1/4/60	W	71-64	Madison, WI
2/15/60	L	58-63	Iowa City, IA
1/9/61	W	76-68	Madison, WI
2/13/61	W	63-61	Iowa City, IA
1/6/62	L	79-91	Madison, WI
3/10/62	W	81-64	Iowa City, IA
1/14/63	W	65-56	Iowa City, IA
3/4/63	L	69-75	Madison, WI
1/13/64	L	61-79	Madison, WI
1/4/65	W	92-62	Iowa City, IA
1/8/66	L	68-69	Madison, WI
2/26/66	W	80-70	Iowa City, IA
2/18/67	L	95-96###	Iowa City, IA
3/7/67	W	90-87#	Madison, WI
2/17/68	W	69-61	Iowa City, IA
3/8/69	L	74-84	Madison, WI
1/10/70	W	92-74	Madison, WI
2/10/70	W	119-100	Iowa City, IA
2/6/71	W	93-91	Madison, WI
2/27/71	L	83-89	Iowa City, IA
1/8/72	L	80-81	Madison, WI
2/17/73	W	100-76	Iowa City, IA
2/9/74	L	87-113	Madison, WI
3/4/74	L	58-74	Iowa City, IA
2/1/75	L	85-86#	Madison, WI
3/1/75	W	75-68	Iowa City, IA
1/17/76	W	81-71	Madison, WI
2/14/76	W	96-82	Iowa City, IA
2/5/77	W	90-73	Iowa City, IA
3/5/77	W	94-93##	Madison, WI
1/28/78	W	88-73	Iowa City, IA
2/4/78	L	72-82	Madison, WI
2/1/79	W	70-64	Madison, WI
2/10/79	W	79-65	Iowa City, IA
1/12/80	W	66-65	Iowa City, IA
2/21/80	L	58-62	Madison, WI
1/5/81	W	76-66	Madison, WI
2/28/81	W	96-75	Iowa City, IA
1/16/82	W	78-62	Madison, WI
2/25/82	W	79-55	Iowa City, IA
1/22/83	W	62-65+	Madison, WI
2/24/83	W	93-63	Iowa City, IA
1/21/84	W	75-62	Iowa City, IA
2/23/84	W	63-55	Madison, WI
1/26/85	W	105-65	Iowa City, IA
2/20/85	L	53-54	Madison, WI
1/25/86	L	63-69	Madison, WI
2/20/86	W	101-48	Iowa City, IA
1/5/87	W	78-63	Iowa City, IA
3/8/87	W	81-71	Madison, WI
1/25/88	W	104-89	Madison, WI
3/10/88	W	103-70	Iowa City, IA
1/26/89	W	78-70	Iowa City, IA
2/11/89	L	54-65	Madison, WI
1/11/90	L	69-73#	Madison, WI
2/10/90	L	71-80	Iowa City, IA
1/17/91	L	79-91	Madison, WI
2/16/91	L	55-56	Iowa City, IA
1/29/92	W	73-66	Iowa City, IA
3/7/92	W	70-65	Madison, WI
3/10/93	W	91-65	Iowa City, IA
3/9/94	L	71-95	Madison, WI
1/21/95	W	96-84	Iowa City, IA
2/22/95	W	84-77	Madison, WI
1/13/96	L	71-80	Madison, WI
2/28/96	W	69-54	Iowa City, IA
1/11/97	W	78-53	Iowa City, IA
2/26/97	L	48-49	Madison, WI
2/3/98	W	79-76	Madison, WI
1/23/99	L	52-72	Iowa City, IA



\$3/5/99	L	60-74	Chicago, IL
1/29/00	W	61-55	Madison, WI
2/23/00	L	45-54	Iowa City, IA
1/16/01	L	54-67	Madison, WI
3/3/01	L	57-59	Iowa City, IA
1/2/02	W	69-57	Iowa City, IA
2/19/02	L	56-64	Madison, WI
\$3/8/02	W	58-56	Indianapolis, IN
1/22/03	L	61-74	Madison, WI
2/22/03	L	53-61	Iowa City, IA
2/11/04	L	52-54	Iowa City, IA
2/9/05	L	69-72	Madison, WI
\$3/12/05	L	56-59	Chicago, IL
1/5/06	L	52-66	Madison, WI
3/4/06	W	59-44	Iowa City, IA
1/28/07	L	46-57	Iowa City, IA
2/10/07	L	62-74	Madison, WI
1/5/08	L	51-64	Madison, WI
2/6/08	L	54-60	Iowa City, IA
1/21/09	W	73-69#	Iowa City, IA
2/11/09	L	52-69	Madison, WI
3/3/10	L	40-67	Madison, WI
2/9/11	L	59-62#	Iowa City, IA
12/31/11	W	72-65	Madison, WI
2/23/12	W	67-66	Iowa City, IA

1/19/13	W	70-66	Iowa City, IA
2/6/13	L	70-74##	Madison, WI
1/5/14	L	71-75	Madison, WI
2/22/14	L	74-79	Iowa City, IA
1/20/15	L	50-82	Madison, WI
1/31/15	L	63-74	Iowa City, IA
2/24/16	L	59-67	Iowa City, IA
3/2/17	W	59-57	Madison, WI
1/23/18	W	85-67	Iowa City, IA
11/30/18	L	66-72	Iowa City, IA
3/7/19	L	45-65	Madison, WI
1/27/20	W	68-62	Iowa City, IA

Wisconsin-Milwaukee (Iowa leads, 2-0)

12/7/68	W	116-80	Iowa City, IA
11/19/00	W	83-79	Iowa City, IA

Wyoming (Iowa leads, 3-2)

%12/27/58	W	82-74	Portland, OR
12/17/60	W	78-67	Iowa City, IA
%12/29/67	L	87-94##	Los Angeles, CA
1/2/71	W	87-84	Iowa City, IA
12/22/73	L	79-86	Laramie, WY

Xavier (Iowa leads, 2-1)

12/20/37	W	33-28	Cincinnati, OH
%11/19/10	L	73-86	Virgin Islands, VI
%11/28/13	W	77-74#	Bahamas

- @ -- Big Ten Conference Playoff
- * -- NCAA Tournament
- & -- National Invitation Tournament
- % -- In-season Tournament
- \$ -- Big Ten Tournament
- # -- overtime (s)
- + -- awarded forfeit

<p>North Carolina Central SID: Jonathan Duren E-Mail: jduren@nccu.edu</p> <p>Southern SID: Rodney Kirschner E-Mail: rodney_kirschner@subr.edu</p> <p>Western Illinois SID: Monyae Williamson E-Mail: ms-williamson@wiu.edu</p> <p>North Carolina SID: Steve Kirschner E-Mail: stevekirschner@unc.edu</p> <p>Iowa State SID: Matt Schoultz E-Mail: mshoultz@iastate.edu</p> <p>Northern Illinois SID: Jeremy Reid E-Mail: jreid1@niu.edu</p> <p>Gonzaga SID: Barrett Henderson E-Mail: hendersonb@gonzaga.edu</p>	<p>Indiana SID: JD Campbell E-Mail: jc56@indiana.edu</p> <p>Illinois SID: Derrick Burson E-Mail: burson@uiuc.edu</p> <p>Maryland SID: Sean Ellenby E-Mail: sellenby@umd.edu</p> <p>Michigan SID: Tom Wywrot E-Mail: twywrot@umich.edu</p> <p>Michigan State SID: Mike "Mex" Carey E-Mail: carey@ath.msu.edu</p> <p>Minnesota SID: TBD E-Mail: TBD</p> <p>Nebraska SID: Shamus McKnight E-Mail: smcknight@huskers.com</p>	<p>Northwestern SID: Ray O'Connell E-Mail: raymond.oconnell@northwestern.edu</p> <p>Ohio State SID: Dan Wallenberg E-Mail: wallenberg.1@osu.edu</p> <p>Penn State SID: Rose Carter E-Mail: rpc14@psu.edu</p> <p>Purdue SID: Chris Forman E-Mail: cforman@purdue.edu</p> <p>Rutgers SID: Jordan Ozer E-Mail: jozer@scarletknights.com</p> <p>Wisconsin SID: Brandon Harrison E-Mail: bah@athletics.wisc.edu</p>
---	---	--

**Points**

Game 49, John Johnson vs. Northwestern, 2/24/1970
Season 740, Luka Garza (23.9 avg.), 2020
 Career 2,116, Roy Marble (15.8 avg.), 1986-89

Field Goals

Game 20, John Johnson vs. Northwestern, 2/24/1970
 Season 289, John Johnson, 1970
 Career 787, Roy Marble, 1986-89

Field Goal Attempts

Game 33, John Johnson vs. Northwestern, 2/24/1970
 33, Fred Brown vs. Indiana, 1971
 Season 535, Fred Brown, 1971
 Career 1,459, Roy Marble, 1986-89

Field Goal Percentage (min. 10 FGA for single-game record)

Game 100.0, Greg Stokes (11-11) vs. Georgia St., 12/12/1984
 Season 62.2%, Les Jepsen (155-249), 1990
 Career 57.5%, Ryan Bowen (397-690), 1995-98

3-pt. Field Goals

Game 9, Chris Kingsbury vs. Long Island, 12/17/1994
 9, Chris Kingsbury vs. Drake, 11/29/1994
 Season 117, Chris Kingsbury, 1995
Career 284, Jordan Bohannon, 2017-20 (active)

3-pt. Field Goal Attempts

Game 19, Chris Kingsbury vs. Long Island, 12/17/1994
 Season 297, Chris Kingsbury, 1995
 Career 713, Jeff Horner, 2003-06

3-pt. Field Goal Percentage (minimum 1.5 made per game)

Game 100%, Joe Wieskamp (6-6) vs. Illinois, 1/20/2019
 100%, Jeff Horner (6-6) vs. Penn State, 1/31/2004
 100%, Jim Bartels (6-6) at Ohio State, 1/25/1995
 100%, Val Barnes (6-6) at Penn State, 2/22/1993
100%, CJ Fredrick (5-5) vs. Cal Poly, 11/24/2019
 100%, Val Barnes (5-5) vs. Centenary, 1/4/1992
 100%, Kent McCausland (5-5) vs. W. Illinois, 11/22/1996
 Season 52.2%, Kent McCausland (70-134), 1997
 Career 45.3%, Kent McCausland (214-472), 1996-99

Free Throws

Game 22, Peter Jok vs. Indiana, 2/21/2017
 Season 218, Reggie Evans, 2001
 Career 618, Aaron White, 2011-15

Free Throw Attempts

Game 26, Dave Gunther vs. West Virginia, 12/29/1956
 Season 346, Reggie Evans, 2001
 Career 800, Aaron White, 2011-15

Games Played

Career 140, Aaron White, 2011-15

Consecutive Free Throws

Game 15, Andre Woolridge vs. Northwestern, 3/8/1997
 Season 34, Chris Street (six games), 1/2 thru 1/16/1993
34, Jordan Bohannon (15 games), 1/4 thru 2/25/2018

Consecutive Games Scoring 20+ Points

Overall 16, Luka Garza, 1/10 - 3/8/2020
 16, Fred Brown, 12/23/1970 - 3/9/1971
 Big Ten 16, Luka Garza, 1/10 - 3/8/2020
 13, Fred Brown, 12/23/1970 - 3/9/1971

Scoring 20+ Points

Season 25, Luka Garza, 2019-20
 21, Fred Brown, 1970-71

Free Throw Percentage (minimum 10 FTA/game)

Game 100%, Glenn Vidnovic (13-13) vs. Purdue, 2/4/1969
 100%, Peter Jok (12-12) vs. Omaha, 12/3/2016
 100%, Luke Recker (12-12) vs. Kansas State, 12/22/2001
 100%, Val Barnes (12-12) vs. Ohio State, 2/18/1992
 100%, Roy Marble (12-12) vs. UNI, 12/6/1988
 100%, Sam Williams (12-12) vs. Ohio State, 3/4/1967
 100%, (11-11) on eight occasions
 (last by Luke Recker vs. Minnesota, 2/9/2002)
100%, (10-10) on 15 occasions
(last by Jordan Bohannon vs. Nebraska, 1/6/2019)
 Season 91.1%, Peter Jok (154-169), 2016-17
Career 88.6%, Jordan Bohannon (242-273), 2017-20 (active)
 88.1%, Peter Jok (310-352), 2014-17
 87.3%, Luke Recker (185-212), 2001-02
 86.3, Matt Gatens (346-401), 2008-12

Rebounds

Game 30, Charles Darling vs. Wisc., 3/3/1952
 Season 416, Reggie Evans (11.9 avg.), 2001
 Career 990, Greg Brunner (7.8 avg), 2003-06

Assists

Game 16, Cal Wulfsberg vs. Ohio State, 1/24/1976
 Season 193, Andre Woolridge (6.0 avg), 1996
 Career 612, Jeff Horner (5.0 avg), 2003-06

Blocked Shots

Game 9, Acie Earl vs. Wisconsin, 1/29/1992
 Season 121, Acie Earl (4.0 avg), 1991-92
 Career 365, Acie Earl (3.1 avg), 1990-93

Steals

Game 9, Kenyon Murray vs. Ohio State, 2/18/1995
 9, Acie Earl vs. Texas Southern, 12/28/1993
 Season 79, Ryan Bowen (2.5 avg), 1997-98
 Career 208, Ryan Bowen (1.7 avg), 1995-98

Note - - Players listed in boldface are current players.



Points
 Game 126 vs. Morgan State, 11/25/1994
 126 at Oral Roberts, 12/30/1987
 Half 77 at Michigan, 2/3/1988
 Season 3,181 (93.6 avg.) in 1988
 Average per Game 98.7 (2,467 in 25 games) in 1970

Field Goals
 Game 52 (98 att.) vs. Notre Dame, 3/14/1970
 Season 1,141 (2,160 att.) in 1988

Field Goal Attempts
 Game 127 vs. Augustana, 12/1/1945
 Season 2,194 (1,140 made) in 1987

Field Goal Percentage
 Game 69.8 (37-53) vs. Northeastern, 11/30/1986
 Season 52.8 (1,141-2,160) in 1988

3-pt. Field Goals
 Game 19 (42 att.) vs. Savannah State, 12/22/2018
 Big Ten Game 16 (26 att.) at Maryland, 2/25/2017
 Season 300 (791 att.) in 2017

3-pt. Field Goal Attempts
 Game 43 (18 made) vs. Savannah State, 11/13/2016
 Season 791 (300 made) in 2017

3-pt. Field Goal Percentage (min. 10 att.)
 Game 75.0 (15-20) vs. Northwestern, 1/3/1998
 75.0 (9-12) vs. Northwestern, 3/5/1987
 Season 41.9 (44-105) in 1983

Free Throws
 Game 41 (43 att.) vs. Drake, 12/22/1969
 Season 753 (1,068 att.) in 2001
 Consecutive 25 vs. Drake, 1969

Free Throw Attempts
 Game 61 (made 37) vs. Long Beach State, 12/4/1993
 Season 1,068 (made 753) in 2001

Free Throw Percentage
 Game 100% (20-20) vs. Western Illinois, 11/19/2004
 95.6 (22-23) vs. DePaul, 3/15/1995
 Season 78.0 (549-704) in 1970

Rebounds
 Game 77 vs. UM-Duluth, 12/30/1972
 Season 1,508 in 1987 (43.1 avg.)
 Average 51.5 (1134 in 22 games) in 1951

Assists
 Game 34 vs. Northern Illinois, 12/29/2017
 34 vs. George Mason, 12/1/1984
 Season 602 in 2017 and 2018

Blocked Shots
 Game 13 vs. Illinois, 3/5/2013
 Season 183 in 2013

Steals
 Game 23 vs. Northern Iowa, 12/7/1994
 23 vs. Northwestern, 2/22/1986
 Season 365 in 1995

Fewest Turnovers (since 1980)
 Season 339 (10.3 per game) in 2015-16

Overall Wins By Senior Class	Home Wins By Senior Class
1989.....97	2015.....59
1988.....95	2016.....58
2016.....89	2017.....55
1983.....87	1988.....54
1998.....86	2008.....54
2015.....85	2009.....54
1982.....85	

Iowa's Biggest Comebacks

- ** vs. Gardner-Webb (Nov. 17, 2012): Trailed 38-15 (23 points) with 13 seconds left in first half; won 65-56
- ** at Illinois (Jan. 14, 1987): Trailed 61-39 (22 points) with approximately 16 minutes remaining; won 91-88 in OT
- ** at Illinois (Jan. 11, 2018): Trailed 49-29 (20 points) with 3:53 remaining in the first half; won 104-97 (OT)
- ** at Purdue (Jan. 2, 2016): Trailed 37-18 (19 points) with 2:21 remaining in the first half; won 70-63

- ** at Kansas (Dec. 8, 1988): Trailed 59-41 (18 points) with 12:52 left in the second half; won 85-81
- ** at Michigan State (Jan. 28, 1993): Trailed by 17 points with 5:32 left; won 96-90 in OT
- ** vs. George Washington (March 15, 1996): Trailed 73-56 (17 points) with 8:21 remaining, won 81-79 in regulation (NCAA Tournament game)
- ** vs. Northwestern (Feb. 10, 2019): Trailed 72-57 (15 points) with 4:15 remaining, won 80-79 in regulation

**Points**

- 49..... John Johnson vs. Northwestern, 2/24/1970
- 46..... John Johnson vs. UW-Milwaukee, 12/7/1968
- 44..... Luka Garza at Michigan, 12/6/2019**
- 43..... Dick Ives vs. Chicago, 2/5/1944
- 42..... Peter Jok vs. Memphis, 11/26/2016
- 42..... Bruce King vs. Pittsburgh, 12/30/1976
- 40..... Rick Williams vs. South Carolina, 1/22/1972
- 39..... Sam Williams vs. Northwestern, 1/21/1967
- 39..... Don Nelson vs. Wisconsin, 1/6/1962
- 38..... Luka Garza at Indiana, 2/13/2020**
- 38..... John Johnson vs. Ohio State, 2/21/1970
- 38..... Chris Pervall vs. Illinois, 3/6/1965

Field Goals

- 20..... John Johnson vs. Northwestern, 2/24/1970
- 19..... John Johnson vs. UW-Milwaukee, 12/7/1968
- 17..... Luka Garza at Michigan, 12/6/2019**
- 17..... Bruce King vs. Michigan, 1/31/1976
- 16..... John Johnson vs. Ohio State, 3/30/1970
- 16..... John Johnson vs. Ohio State, 2/21/1970
- 15..... 7x (last by Roy Marble vs. Michigan, 3/4/1989)

Field Goal Attempts

- 33..... Fred Brown vs. Indiana, 3/6/1971
- 33..... John Johnson vs. Northwestern, 2/24/1970
- 33..... Murray Wier vs. Illinois, 2/9/1948
- 32..... Luka Garza at Michigan, 12/6/2019**
- 32..... Fred Brown vs. Michigan, 2/9/1971
- 32..... Charles Darling vs. Indiana, 1/21/1952
- 32..... Murray Wier vs. Northwestern, 2/2/1948
- 31..... 6x (last by John Johnson vs. Notre Dame, 3/14/1970)

3-pt. Field Goals

- 9..... Chris Kingsbury vs. Long Island, 12/17/1994
- 9..... Chris Kingsbury vs. Drake, 11/29/1994
- 8..... Jordan Bohannon at Maryland, 2/25/2017**
- 8..... Peter Jok vs. Memphis, 11/26/2016
- 8..... Devan Bawinkel vs. Ohio State, 3/3/2009
- 8..... Justin Johnson vs. Ohio State, 2/2/2008
- 8..... Justin Johnson vs. Indiana, 1/2/2008
- 7..... 14x (last by Jordan Bohannon vs. Northwestern, 2/25/2018)**

3-pt. Field Goal Attempts

- 19..... Chris Kingsbury vs. Long Island, 12/17/1994
- 15..... Jordan Bohannon at Notre Dame, 11/29/2016**
- 15..... Justin Johnson vs. LA-Monroe, 12/30/2007
- 14..... Jordan Bohannon at Syracuse, 12/3/2019**
- 14..... Jordan Bohannon vs. Savannah State, 12/22/2018**
- 14..... Jordan Bohannon vs. Northwestern, 2/25/2018**
- 14..... Anthony Tucker vs. Virginia Tech, 12/1/2009
- 14..... Adam Haluska vs. Citadel, 11/13/2006
- 14..... Chris Kingsbury vs. Wisconsin, 1/13/1996
- 13..... 13x (last by Devan Bawinkel vs. Ohio State, 3/3/2009)

Free Throws

- 22..... Peter Jok vs. Indiana, 2/21/2017
- 21..... Don Nelson vs. Indiana, 2/17/1962
- 18..... Bruce King vs. Pittsburgh, 12/30/1976
- 17..... Dave Gunther vs. West Virginia, 12/29/1956
- 16..... Adam Haluska vs. Northwestern, 2/15/2007
- 16..... Reggie Evans vs. Purdue, 2/21/2001
- 16..... Andre Woolridge vs. Northwestern, 3/8/1997
- 16..... B.J. Armstrong vs. Florida State, 3/18/1988
- 16..... Charles Darling vs. Minnesota, 1/19/1952
- 15..... Glenn Vidnovic vs. Indiana, 1/31/1970

Free Throw Attempts

- 26..... Dave Gunther vs. West Virginia, 12/29/1956
- 25..... Don Nelson vs. Indiana, 2/17/1962
- 23..... Peter Jok vs. Indiana, 2/21/2017
- 23..... Bruce King vs. Pittsburgh, 12/30/1976
- 22..... Reggie Evans vs. Purdue, 2/21/2001
- 21..... Don Nelson vs. Indiana, 2/17/1962
- 21..... Charles Darling vs. Minnesota, 1/19/1952
- 20..... B.J. Armstrong vs. Florida State, 3/18/1988
- 20..... Don Nelson vs. Wisconsin, 1/4/1960
- 20..... Nolden Gentry vs. Texas Tech, 12/13/1958
- 19..... Roy Devyn Marble vs. UNI, 12/15/2012
- 19..... Reggie Evans at Kansas State, 12/23/2000
- 19..... Acie Earl vs. Iowa State, 12/14/1992
- 19..... Dave Roach vs. Saint Louis, 12/9/1963

Rebounds

- 30..... Charles Darling vs. Wisconsin, 3/3/1952
- 25..... Frank Allen vs. California, 12/28/1960
- 25..... Charles Darling vs. Purdue, 1/6/1951
- 23..... Greg Brunner vs. Minnesota, 1/18/2006
- 23..... Kevin Kunnert vs. Drake, 12/27/1972
- 23..... Kevin Kunnert vs. Illinois, 3/7/1972
- 23..... John Johnson vs. Northwestern, 2/11/1969
- 23..... John Johnson vs. Cal-Poly, 11/30/1968
- 23..... Tom Harris vs. California, 12/28/1960
- 23..... Nolden Gentry vs. Michigan, 1/4/1958
- 23..... Bill Logan vs. Michigan, 2/26/1955

Assists

- 16..... Cal Wulfsberg vs. Ohio State, 1/24/1976
- 15..... B.J. Armstrong vs. Minnesota, 2/18/1989
- 14..... Ronnie Lester vs. Northwestern, 2/16/1978
- 13..... Jordan Bohannon vs. TCU, 3/19/2017**
- 13..... Cal Wulfsberg vs. Michigan, 1/31/1976
- 12..... Mike Gesell vs. Minnesota, 2/14/2016
- 12..... Mike Gesell vs. Coppin State, 11/15/2015
- 12..... Dean Oliver vs. Chicago State, 11/14/1997
- 12..... Kevin Smith vs. Centenary, 1/4/1992
- 12..... B.J. Armstrong vs. Georgia, 12/3/1988
- 12..... B.J. Armstrong vs. Ohio State, 2/13/1989
- 12..... Cal Wulfsberg vs. Drake, 12/21/1976

Blocked Shots

- 9..... Acie Earl vs. Wisconsin, 1/29/1992
- 8..... Acie Earl at Drake, 1/4/1993
- 8..... Acie Earl vs. Duke, 3/21/1992
- 8..... Acie Earl vs. Louisiana Tech, 12/7/1991
- 8..... Acie Earl vs. UMES, 11/23/1991
- 8..... Acie Earl vs. UNI, 12/4/1990
- 7..... Gabriel Olaseni vs. Illinois, 3/5/2013
- 7..... Melsahn Basabe vs. Iowa State, 12/10/2010
- 7..... Ereik Hansen vs. Fairfield, 12/2/2005
- 7..... Ereik Hansen vs. Saint Louis, 12/31/2004
- 7..... Ereik Hansen vs. Iowa State, 12/10/2004
- 7..... Acie Earl vs. Michigan State, 2/27/1993

Steals

- 9..... Kenyon Murray vs. Ohio State, 2/18/1995
- 9..... Acie Earl vs. Texas Southern, 12/28/1992
- 8..... Bill Jones vs. Dartmouth, 1/23/1988
- 7..... Eric May vs. SIUE, 11/26/2010
- 7..... Jeff Horner vs. Western Illinois, 11/19/2004
- 7..... Brody Boyd vs. Northern Illinois, 12/6/2003
- 7..... Ryan Bowen vs. Northwestern, 1/3/1998
- 7..... Andre Banks vs. Northwestern, 2/22/1986
- 6..... 12x (last by Jordan Bohannon vs. Pitt, 11/27/2018)**

Note -- Players listed in boldface are current players.



Points

1.	740	Luka Garza (23.9 avg.), 2020
2.	699	John Johnson (27.9 avg.), 1970
3.	675	Roy Marble (20.5 avg.), 1989
4.	662	Fred Brown (27.6 avg.), 1971
5.	645	Andre Woolridge (20.2 avg.), 1997
6.	638	Greg Stokes (19.9 avg.), 1985
7.	637	Adam Haluska (20.5 avg.), 2007
8.	636	Peter Jok (19.9 avg.), 2017
9.	632	Sam Williams (25.3 avg.), 1968
10.	624	Jarrod Uthoff (18.9 avg.), 2016
11.	604	Ed Horton (18.3 avg.), 1989

Field Goals

1.	289	John Johnson, 1970
2.	287	Luka Garza, 2020
3.	268	Fred Brown, 1971
4.	262	Greg Stokes, 1985
5.	254	Scott Thompson, 1976
6.	250	Ed Horton, 1989
7.	241	Roy Marble, 1989
	241	Bruce King, 1976
9.	219	Greg Stokes, 1983
	219	Sam Williams, 1968
11.	218	Jarrod Uthoff, 2016

Field Goal Attempts

1.	535	Fred Brown, 1971
2.	530	Luka Garza, 2020
3.	517	Scott Thompson, 1976
4.	508	John Johnson, 1970
5.	489	Charles Darling, 1952
6.	487	Jarrod Uthoff, 2016
7.	479	Greg Stokes, 1985
8.	477	Bruce King, 1976
9.	475	Sam Williams, 1968
10.	472	Andre Woolridge, 1997

3-pt. Field Goals

1.	117	Chris Kingsbury, 1995
2.	96	Jordan Bohannon, 2018
3.	93	Justin Johnson, 2008
4.	92	Luke Recker, 2002
5.	90	Adam Haluska, 2007
6.	89	Jordan Bohannon, 2017
7.	86	Jeff Horner, 2005
8.	84	Peter Jok, 2017
9.	80	Peter Jok, 2016
10.	79	Jordan Bohannon, 2019
11.	75	Matt Gatens, 2012
12.	74	Kent McCausland, 1998

3-pt. Field Goal Attempts

1.	297	Chris Kingsbury, 1995
2.	269	Justin Johnson, 2008
3.	248	Adam Haluska, 2007
4.	223	Jordan Bohannon, 2018
	223	Luke Recker, 2002
6.	221	Peter Jok, 2017
7.	214	Jordan Bohannon, 2017
8.	211	Jeff Horner, 2005
	211	Chris Kingsbury, 1996
10.	206	Jordan Bohannon, 2019
11.	201	Jeff Horner, 2006

Free Throws

1.	218	Reggie Evans, 2001
2.	195	Aaron White, 2015
3.	194	Sam Williams, 1968
4.	193	Aaron White, 2013
5.	187	Reggie Evans, 2002
6.	186	Don Nelson, 1962
7.	178	Sam Williams, 1966
8.	176	Don Nelson, 1961
9.	172	Roy Marble, 1989
10.	167	Adam Haluska, 2007

Free Throw Attempts

1.	346	Reggie Evans, 2001
2.	302	Reggie Evans, 2002
3.	268	Don Nelson, 1961
4.	265	Sam Williams, 1968
5.	264	Don Nelson, 1962
6.	258	Aaron White, 2013
7.	243	Acie Earl, 1992
8.	238	Aaron White, 2015
9.	242	Acie Earl, 1991
10.	232	Sam Williams, 1966

Rebounds

1.	416	Reggie Evans (12.8 avg.), 2001
2.	387	Charles Darling (17.6 avg.), 1951
3.	378	Reggie Evans (11.1 avg.), 2002
4.	353	Kevin Kunnert (14.7 avg.), 1972
5.	350	Ed Horton (10.6 avg.), 1989
6.	334	Kevin Kunnert (13.9 avg.), 1973
7.	332	Bruce King (13.3 avg.), 1977
8.	314	Greg Brunner (9.2 avg.), 2006
9.	305	Luka Garza (9.8 avg.), 2020
10.	286	Acie Earl (8.9 avg.), 1993
11.	285	Don Nelson (11.9 avg.), 1962

Assists

1.	205	Mike Gesell (6.2 avg.), 2016
2.	193	Andre Woolridge (6.0 avg.), 1996
3.	192	Andre Woolridge (6.0 avg.), 1997
4.	191	Cal Wulfsberg (6.6 avg.), 1976
5.	190	Andre Woolridge (5.8 avg.), 1995
6.	182	Bryce Cartwright (5.9 avg.), 2011
7.	180	Jeff Horner (5.5 avg.), 2005
8.	178	Jordan Bohannon (5.4 avg.), 2018
9.	175	Jordan Bohannon (5.1 avg.), 2017
10.	173	B.J. Armstrong (5.4 avg.), 1989
11.	169	Jeff Horner (5.6 avg.), 2006

Blocked Shots

1.	121	Acie Earl (4.0 avg.), 1992
2.	106	Acie Earl (3.3 avg.), 1991
3.	89	Erek Hansen (2.6 avg.), 2006
4.	88	Acie Earl (2.8 avg.), 1993
5.	86	Jarrod Uthoff (2.6 avg.), 2016
6.	83	Erek Hansen (2.6 avg.), 2005
7.	79	Greg Stokes (2.5 avg.), 1983
8.	62	Greg Stokes (1.9 avg.), 1985
9.	58	Greg Stokes (2.1 avg.), 1984
10.	56	Jarrod Uthoff (1.6 avg.), 2015

Steals

1.	79	Ryan Bowen (2.5 avg.), 1998
2.	72	Bill Jones (2.1 avg.), 1988
3.	70	Jim Bartels (2.1 avg.), 1995
4.	68	Brody Boyd (2.3 avg.), 2004
5.	66	Andre Banks (2.1 avg.), 1986
	66	Steve Carfino (2.4 avg.), 1984
7.	62	Dean Oliver (2.1 avg.), 2000
8.	61	B.J. Armstrong (1.8 avg.), 1988
9.	60	Roy Marble (1.8 avg.), 1988
	60	Roy Devyn Marble (1.8 avg.), 2014

**Points**

1.	2,116	Roy Marble, 1986-89
2.	1,859	Aaron White, 2011-15
3.	1,779	Acie Earl, 1990-93
4.	1,768	Greg Stokes, 1982-85
5.	1,705	B.J. Armstrong, 1986-89
6.	1,694	Roy Devyn Marble, 2011-14
7.	1,675	Ronnie Lester, 1977-80
8.	1,635	Matt Gatens, 2009-12
9.	1,611	Jess Settles, 1994-97, 1999
10.	1,578	Adam Haluska, 2005-07

Field Goals

1.	787	Roy Marble, 1986-89
2.	705	Greg Stokes, 1982-85
3.	642	Acie Earl, 1990-93
4.	622	Ronnie Lester, 1977-80
5.	590	Aaron White, 2011-15
6.	589	Luka Garza, 2018-20
7.	583	B.J. Armstrong, 1986-89
8.	581	Jess Settles, 1994-99
9.	573	Bruce King, 1975-77
10.	564	Roy Devyn Marble, 2011-14

Field Goal Attempts

1.	1,459	Roy Marble, 1986-89
2.	1,359	Roy Devyn Marble, 2011-14
3.	1,321	Ronnie Lester, 1977-80
4.	1,294	Greg Stokes, 1982-85
5.	1,265	Acie Earl, 1990-93
6.	1,264	Matt Gatens, 2009-12
7.	1,213	Dean Oliver, 1998-01
8.	1,205	James Moses, 1989-92
9.	1,195	Bruce King, 1975-77
10.	1,191	Peter Jok, 2014-17

3-pt. Field Goals

1.	284	Jordan Bohannon, 2017-20 (active)
2.	262	Jeff Horner, 2003-06
3.	239	Matt Gatens, 2009-12
4.	226	Chris Kingsbury, 1994-96
5.	216	Peter Jok, 2014-17
6.	214	Kent McCausland, 1996-99
7.	212	Adam Haluska, 2005-07
8.	193	Brody Boyd, 2001-04
9.	161	Dean Oliver, 1998-01
10.	139	Luke Recker, 2001-02
11.	138	Justin Johnson, 2007-08

3-pt. Field Goal Attempts

1.	713	Jeff Horner, 2003-06
2.	704	Jordan Bohannon, 2017-20 (active)
3.	652	Matt Gatens, 2009-12
4.	645	Chris Kingsbury, 1994-96
5.	582	Adam Haluska, 2005-07
6.	571	Peter Jok, 2014-17
7.	544	Brody Boyd, 2001-04
8.	472	Kent McCausland, 1996-99
9.	465	Dean Oliver, 1998-01
10.	396	Roy Devyn Marble, 2011-14

Free Throws

1.	619	Aaron White, 2011-15
2.	516	Roy Marble, 1986-89
3.	493	Acie Earl, 1990-93
4.	468	Dean Oliver, 1998-01
5.	462	Don Nelson, 1960-62
6.	432	Roy Devyn Marble, 2011-14
7.	431	Ronnie Lester, 1977-80
8.	405	Reggie Evans, 2001-02
9.	403	B.J. Armstrong, 1986-89
10.	384	Adam Haluska, 2005-07

Free Throw Attempts

1.	800	Aaron White, 2011-14
2.	725	Acie Earl, 1990-93
3.	707	Roy Marble, 1986-89
4.	687	Don Nelson, 1960-62
5.	648	Reggie Evans, 2001-02
6.	621	Dean Oliver, 1998-01
7.	595	Roy Devyn Marble, 2011-14
8.	566	Greg Brunner, 2003-06
9.	557	Ronnie Lester, 1977-80
10.	554	Greg Stokes, 1982-85

Rebounds

1.	990	Greg Brunner (7.8 avg.), 2003-06
2.	914	Kevin Kunnert (12.7 avg.), 1971-73
3.	901	Aaron White, (6.4 avg.), 2011-15
4.	877	Ed Horton (6.6 avg.), 1986-89
5.	857	Michael Payne (7.3 avg.), 1982-85
6.	852	Bruce King (10.7 avg.), 1975-77
7.	811	Acie Earl (7.0 avg.), 1990-93
8.	807	Greg Stokes (6.7 avg.), 1982-85
9.	804	Ryan Bowen (6.7 avg.), 1995-98
10.	794	Reggie Evans (11.5 avg.), 2001-02

Assists

1.	612	Jeff Horner (5.0 avg.), 2003-06
2.	575	Andre Woolridge (5.9 avg.), 1995-97
3.	561	Dean Oliver (4.5 avg.), 1998-01
4.	557	Mike Gesell (4.16 avg.), 2012-16
5.	517	B.J. Armstrong (4.0 avg.), 1986-89
6.	504	Jordan Bohannon (4.5 avg.), 2017-20 (active)
7.	480	Ronnie Lester (4.8 avg.), 1977-80
8.	397	Roy Devyn Marble (2.9 avg.), 2011-14
9.	358	Mon'ter Gasper (2.9 avg.), 1993-96
10.	352	Kenny Arnold (3.2 avg.), 1979-82

Blocked Shots

1.	365	Acie Earl (3.1 avg.), 1990-93
2.	229	Greg Stokes (1.9 avg.), 1982-85
3.	212	Erek Hansen (2.4 avg.), 2004-06
4.	177	Jarrod Uthoff (1.8 avg.), 2013-16
5.	148	Melsahn Basabe (1.1 avg.), 2011-14
6.	141	Gabriel Olaseni (1.2 avg.), 2011-15
7.	124	Ryan Bowen (1.0 avg.), 1995-98
8.	121	Nicholas Baer (0.9 avg.), 2016-19
9.	120	Michael Payne (1.0 avg.), 1982-85
10.	104	Luka Garza (1.1 avg.), 2018-20
	104	Greg Brunner (0.8 avg.), 2003-06

Steals

1.	208	Ryan Bowen (1.7 avg.), 1995-98
2.	205	Dean Oliver (1.6 avg.), 1998-01
3.	200	Kenyon Murray (1.6 avg.), 1993-96
4.	183	Roy Marble (1.4 avg.), 1986-89
5.	182	Steve Carfino (1.6 avg.), 1981-84
6.	178	B.J. Armstrong (1.4 avg.), 1986-89
7.	176	Roy Devyn Marble (1.3 avg.), 2011-14
8.	166	Jeff Horner (1.3 avg.), 2003-06
9.	160	Mike Gesell (1.2 avg.), 2012-16
10.	155	Jim Bartels (1.6 avg.), 1991-95

Games Played

1.	140	Aaron White, 2012-15 (consecutive)
2.	138	Adam Woodbury, 2012-16 (consecutive)
3.	137	Anthony Clemmons, 2012-16
	137	Zach McCabe, 2011-14 (consecutive)
5.	136	Roy Devyn Marble, 2011-14
	136	Melsahn Basabe, 2011-14
7.	134	Mike Gesell, 2012-16
	134	Roy Marble, 1986-89
9.	133	Eric May, 2012-13
10.	131	Ed Horton, 1986-89
	131	Jeff Moe, 1985-88

<p>Points</p> <ol style="list-style-type: none"> 126 vs. Morgan State, 11/25/1994 126 vs. Oral Roberts, 12/30/1987 124 vs. UC-Irvine, 12/5/1987 121 vs. Centenary, 1/4/1992 121 vs. Notre Dame, 3/14/1970 119 vs. Wisconsin, 2/10/1970 116 vs. Savannah State, 11/13/2016 116 vs. Northwestern, 2/9/1995 116 vs. Northwestern, 2/24/1970 116 vs. UW-Milwaukee, 12/7/1968 <p>Field Goals</p> <ol style="list-style-type: none"> 52 vs. Notre Dame, 3/14/1970 50 vs. Nevada-Reno, 12/9/1980 48 vs. Northwestern, 2/24/1970 47 on three occasions <p>Field Goal Attempts</p> <ol style="list-style-type: none"> 127 vs. Augustana, 12/1/1945 115 vs. S. Dakota State, 12/2/1946 108 vs. Minn.-Duluth, 12/30/1972 104 vs. UCLA, 12/23/1950 100 vs. Creighton, 12/11/1948 <p>Field Goal Percentage</p> <ol style="list-style-type: none"> 69.8 (37-53) vs. Northeastern, 11/30/1986 68.0 (34-50) vs. Illinois, 1/20/2019 67.5 (27-40) vs. Air Force, 12/28/2004 66.7 (30-45) vs. UMBC, 12/15/1990 66.7 (28-42) vs. Ohio State, 2/18/1984 66.1 (37-56) at UNI, 12/10/1991 66.1 (43-65) vs. Holy Cross, 12/27/1975 <p>3-pt. Field Goals</p> <ol style="list-style-type: none"> 19 vs. Savannah State, 12/22/2018 18 vs. Savannah State, 11/13/2016 16 at Maryland, 2/25/2016 16 vs. TCU, 3/19/2017 15 vs. Prairie View A&M, 12/5/2009 15 vs. Northwestern, 1/3/1998 15 vs. Long Island, 12/17/1994 	<p>3-pt. Field Goal Att.</p> <ol style="list-style-type: none"> 43 vs. Savannah State, 11/13/2016 42 vs. Savannah State, 12/22/2018 37 vs. Texas, 11/23/2009 36 at Iowa State, 12/7/2017 36 vs. Long Island, 12/17/1994 35 at Notre Dame, 11/29/2016 34 at Syracuse, 12/3/2019 34 vs. Omaha, 12/3/2016 33 at Nebraska, 1/7/2020 33 vs. Ohio State, 1/9/2008 <p>3-pt. Field Goal Pct. (minimum 10 att.)</p> <ol style="list-style-type: none"> 75.0 (15-20) vs. Northwestern, 1/3/1998 75.0 (9-12) at Northwestern, 3/5/1987 73.3 (11-15) vs. So. Miss., 12/22/1997 71.4 (15-21) vs. Illinois, 1/20/2019 70.0 (7-10) vs. East Tenn. State, 3/14/1991 70.0 (7-10) at Drake, 11/29/1988 68.4 (13-19) vs. Michigan, 2/4/2006 <p>Free Throws</p> <ol style="list-style-type: none"> 41 vs. Drake, 12/22/1969 40 vs. Wisconsin, 1/21/1995 39 vs. Indiana, 2/21/2017 39 vs. Minnesota, 1/13/1993 38 vs. Omaha, 11/10/2013 38 vs. South Alabama, 12/4/1998 38 vs. Creighton, 12/21/1968 <p>Free Throw Att.</p> <ol style="list-style-type: none"> 61 vs. Long Beach State, 12/4/1993 53 vs. Drake, 11/30/1993 52 vs. Wisconsin, 1/21/1995 51 vs. UC-Santa Barbara, 12/2/1989 50 vs. Missouri, 12/16/2000 <p>Free Throw Pct. (minimum 13 att.)</p> <ol style="list-style-type: none"> 100.0 (20-20) vs. Western Illinois, 11/19/2004 100.0 (18-18) vs. Indiana, 1/14/1979 100.0 (15-15) at Illinois, 3/8/2020 100.0 (15-15) at Virginia, 3/27/2013 100.0 (13-13) at Purdue, 12/28/2016 95.6 (22-23) vs. DePaul, 3/15/1995 	<p>Rebounds</p> <ol style="list-style-type: none"> 77 vs. Minn.-Duluth, 12/30/1972 76 at California, 12/28/1960 76 vs. Ohio State, 2/14/1955 75 vs. Purdue, 1/6/1951 74 vs. American-Puerto Rico, 12/20/1992 74 vs. Cal-Poly, 11/30/1968 <p>Assists</p> <ol style="list-style-type: none"> 34 vs. Northern Illinois, 12/29/2017 34 vs. George Mason, 12/1/1984 33 vs. Savannah State, 11/13/2016 32 vs. Central Arkansas, 12/19/2011 32 vs. Nevada-Reno, 12/9/1980 31 vs. Coppin State, 11/15/2015 31 vs. Morgan State, 11/25/1994 30 vs. Savannah State, 12/22/2018 30 vs. Central Conn. St., 1/2/1993 30 vs. Centenary, 1/4/1992 <p>Blocked Shots</p> <ol style="list-style-type: none"> 14 vs. Drake, 12/19/2015 13 vs. Illinois, 3/5/2013 12 vs. Northern Illinois, 11/26/2014 12 vs. UNC Wilmington, 11/8/2013 12 vs. Saint Louis, 12/31/2004 12 vs. UNC Greensboro, 12/4/2004 12 at North Carolina, 11/24/2004 11 vs. Fairfield, 12/2/2005 11 at Minnesota, 2/23/2005 11 at Drake, 1/4/1993 <p>Steals</p> <ol style="list-style-type: none"> 23 vs. UNI, 12/7/1994 23 vs. Northwestern, 2/22/1986 21 vs. Morgan State, 11/25/1994 21 vs. Drake, 11/30/1993 19 vs. SIUE, 11/26/2010 19 vs. Bucknell, 12/28/1997 19 vs. Ohio State, 1/10/1996 19 vs. Drake, 12/3/1991 19 vs. Morehead State, 11/28/1984
---	--	--

TEAM LEADERS -- SEASON

<p>Wins</p> <ol style="list-style-type: none"> 30 in 1987 25 in 2013 25 in 2006 24 in 1988 23 in 2001 23 in 1996 23 in 1989 23 in 1980 <p>Winning Percentage</p> <ol style="list-style-type: none"> 94.4 (17-1) in 1945 86.7 (13-2) in 1923 86.4 (19-3) in 1952 85.7 (30-5) in 1987 83.3 (10-2) in 1902 <p>Points</p> <ol style="list-style-type: none"> 3,181 in 1988 3,055 in 1987 2,957 in 1989 2,757 in 1995 2,740 in 2019 2,689 in 2014 	<p>Scoring Average</p> <ol style="list-style-type: none"> 98.7 in 1970 93.6 in 1988 89.6 in 1989 87.3 in 1987 <p>Field Goals</p> <ol style="list-style-type: none"> 1,141 in 1988 1,140 in 1987 1,092 in 1989 <p>Field Goal Att.</p> <ol style="list-style-type: none"> 2,194 in 1987 2,160 in 1988 2,156 in 2013 2,122 in 2017 <p>Field Goal Pct.</p> <ol style="list-style-type: none"> 52.8 in 1988 52.3 in 1970 52.0 in 1987 <p>3-pt. Field Goals</p> <ol style="list-style-type: none"> 300 in 2017 285 in 2019 274 in 1995 269 in 2016 258 in 2009 	<p>3-pt. Field Goal Att.</p> <ol style="list-style-type: none"> 791 in 2017 782 in 2019 753 in 2010 743 in 1995 <p>3-pt. Field Goal Pct.</p> <ol style="list-style-type: none"> 41.9 in 1983 41.5 in 1988 40.6 in 1991 <p>Free Throws</p> <ol style="list-style-type: none"> 753 in 2001 711 in 1988 660 in 2014 655 in 2013 647 in 1989 <p>Free Throw Attempts</p> <ol style="list-style-type: none"> 1,068 in 2001 996 in 1988 929 in 1987 919 in 1989 <p>Free Throw Pct. (min. 500 att.)</p> <ol style="list-style-type: none"> 78.0 in 1970 77.1 in 1969 75.0 in 2020 74.7 in 1971 74.4 in 2015 74.4 in 2007 	<p>Rebounds</p> <ol style="list-style-type: none"> 1,508 in 1987 1,484 in 2013 1,370 in 1993 1,367 in 1989 <p>Rebounding Average</p> <ol style="list-style-type: none"> 51.5 in 1951 49.4 in 1973 48.4 in 1972 <p>Assists</p> <ol style="list-style-type: none"> 602 in 2018 602 in 2017 600 in 1988 600 in 1985 581 in 1987 <p>Blocked Shots</p> <ol style="list-style-type: none"> 183 in 2013 174 in 2005 167 in 2006 165 in 1993 164 in 2014 <p>Steals</p> <ol style="list-style-type: none"> 365 in 1995 329 in 1988 315 in 1998
--	--	---	--

**40-Plus Point Games**

Player	Pts	Opponent	Date
John Johnson	49	Northwestern	2/24/1970
John Johnson	46	Milwaukee	12/7/1968
Luka Garza	44	at Michigan	12/6/2019
Dick Ives	43	Chicago	2/5/1944
Bruce King	42	Pittsburgh	12/30/1976
Peter Jok	42	vs. Memphis	11/26/2016
Rick Williams	40	South Carolina	1/22/1972

30-Plus Point Games

Player	Pts	Opponent	Date
Don Nelson	39	at Wisconsin	1/6/1962
Sam Williams	39	at Northwestern	1/21/1967
Chris Pervall	38	Illinois	3/6/1965
John Johnson	38	at Ohio State	2/21/1970
Luka Garza	38	at Michigan	12/6/2019
Dick Ives	37	Western Illinois	12/15/1943
Dave Gunther	37	Ohio State	2/21/1959
Don Nelson	37	at Indiana	2/17/1962
Sam Williams	37	at Stanford	12/23/1967
John Johnson	37	Ohio State	3/3/1970
Fred Brown	37	Purdue	2/20/1971
Roy Marble	37	at Illinois	3/8/1989
Bill Logan	36	vs. Temple	3/22/1956
Dave Gunther	36	vs. Wyoming	12/27/1958
Don Nelson	36	Northwestern	1/8/1962
John Johnson	36	Michigan State	2/14/1970
Fred Brown	36	Illinois	2/2/1971
Bruce King	36	at Michigan	1/31/1976
Bruce King	36	Michigan State	2/7/1977
Acie Earl	36	Wisconsin	3/10/1993
Rob Griffin	36	Penn State	3/4/2000
Adam Haluska	36	Georgia State	12/20/2006
Dave Gunther	35	Washington	12/20/1958
Don Nelson	35	Wisconsin	3/10/1962
Sam Williams	35	Illinois	2/6/1967
Fred Brown	35	Ohio State	1/9/1971
Fred Brown	35	at Northwestern	1/30/1971
Fred Brown	35	Michigan	3/9/1971
Rick Williams	35	at Michigan	1/25/1972
Greg Stokes	35	George Mason	12/1/1984
B.J. Armstrong	35	vs. Florida State	3/18/1988
B.J. Armstrong	35	vs. Rutgers	3/18/1989
Peter Jok	35	Indiana	2/21/2017

Murray Wier	34	Illinois	2/9/1948
Charles Darling	34	Minnesota	1/19/1952
Charles Darling	34	Wisconsin	3/3/1952
Carl Cain	34	Kentucky	3/17/1956
Dave Gunther	34	vs. Oregon State	12/29/1958
Don Nelson	34	Arizona	12/19/1960
Don Nelson	34	Michigan State	1/14/1961
Sam Williams	34	at Minnesota	3/4/1968
John Johnson	34	at Michigan	1/6/1970
Kevin Kunnert	34	at Indiana	2/19/1972
Andre Woolridge	34	at Northwestern	3/8/1997
Adam Haluska	34	at Minnesota	2/7/2007
Peter Jok	34	at Nebraska	1/5/2017
Luka Garza	34	vs. Penn State	1/4/2020
Don Nelson	33	at Evansville	12/1/1960
Sam Williams	33	at Michigan State	1/23/1968
John Johnson	33	at Minnesota	3/4/1969
John Johnson	33	at Cincinnati	12/18/1969
John Johnson	33	at Hawai'i	12/30/1969
John Johnson	33	Minnesota	2/3/1970
John Johnson	33	at Indiana	2/7/1970
Fred Brown	33	at Bowling Green	12/14/1970
Rick Williams	33	at Michigan State	2/26/1972
Greg Stokes	33	at Wisconsin	2/23/1983
Val Barnes	33	at Penn State	2/22/1993
Adam Haluska	33	Indiana	2/3/2007
Matt Gatens	33	Wisconsin	2/23/2012
Peter Jok	33	Omaha	12/3/2016
Luka Garza	33	Michigan	1/17/2020
Dave Danner	32	Chicago	2/5/1944
Frank Calsbeek	32	Indiana	1/14/1950
Bill Logan	32	Michigan	1/11/1954
Don Nelson	32	at Illinois	3/3/1962
Dave Roach	32	Saint Louis	12/9/1963
George Peeples	32	Purdue	2/20/1965
Gerry Jones	32	at Minnesota	2/20/1967
Sam Williams	32	vs. Saint Louis	12/30/1967
Sam Williams	32	Ohio State	1/13/1968
John Johnson	32	at Northwestern	3/7/1970
Fred Brown	32	Creighton	12/4/1970
Fred Brown	32	at Drake	12/12/1970
Rick Williams	32	Illinois	2/15/1972
Kevin Kunnert	32	at Northwestern	2/19/1973
Candy LaPrince	32	at Michigan State	1/21/1974
Chad Calabria	32	Purdue	2/11/1974
Jim Collins	32	Purdue	2/11/1974
Bruce King	32	Illinois	1/3/1976
Roy Marble	32	Michigan	2/9/1989
Ed Horton	32	vs. N.C. State	3/19/1989
Ray Thompson	32	at Iowa State	12/7/1989
Acie Earl	32	at Iowa State	12/14/1991
Chris Kingsbury	32	Northwestern	2/9/1995
Andre Woolridge	32	Missouri	12/21/1996
Jeff Horner	32	at Purdue	2/1/2006
Jarrod Uthoff	32	at Iowa State	12/10/2015
Isaiah Moss	32	at Minnesota	2/21/2018



Charles Darling	31	at Indiana	1/21/1952
Charles Darling	31	Butler	2/4/1952
Dave Gunther	31	at Indiana	1/17/1959
John Johnson	31	at Wisconsin	1/10/1970
Glenn Vidnovic	31	Indiana	1/31/1970
Fred Brown	31	at Minnesota	2/23/1971
Kevin Kunnert	31	Ohio State	2/12/1973
Larry Parker	31	VCU	11/30/1974
Bruce King	31	Ohio State	1/27/1977
Ronnie Lester	31	at Ohio State	1/7/1978
Ronnie Lester	31	at Ohio State	2/24/1979
Val Barnes	31	Iowa State	12/8/1990
Acie Earl	31	UMBC	12/15/1990
Acie Earl	31	vs. Butler	12/27/1991
Andre Woolridge	31	UNI	12/10/1996
Luke Recker	31	at Missouri	12/15/2001
Adam Haluska	31	Coppin State	12/2/2006
Roy Devym Marble	31	at Oregon	3/18/2012
Dave Gunther	30	at Michigan State	2/10/1958
Fred Brown	30	at Michigan State	1/12/1971
Scott Thompson	30	at Michigan State	1/5/1976
Scott Thompson	30	at Michigan	1/31/1976
Ronnie Lester	30	at Purdue	2/23/1979
B.J. Armstrong	30	Wisconsin	3/10/1988
Roy Marble	30	at Michigan	3/4/1989
Acie Earl	30	UCLA	12/22/1990
James Moses	30	Illinois	2/23/1991
Chris Kingsbury	30	at Hawai'i	12/29/1994
Chris Kingsbury	30	vs. Connecticut	11/24/1995
Kyle Galloway	30	vs. Minnesota	3/9/2000
Dean Oliver	30	vs. Michigan State	3/10/2000
Reggie Evans	30	vs. Penn State	3/10/2001
Reggie Evans	30	UMES	11/13/2001
Adam Haluska	30	at Penn State	2/28/2007
Aaron Fuller	30	Michigan	2/16/2010
Matt Gatens	30	Indiana	2/19/2012
Roy Devyn Marble	30	vs. Northern Iowa	12/15/2012
Roy Devyn Marble	30	vs. Xavier	11/28/2013
Peter Jok	30	Seton Hall	11/17/2016
Jordan Bohannon	30	vs. UAB	11/22/2017
Joe Wieskamp	30	Nebraska	2/8/2020
Luka Garza	30	Oral Roberts	11/15/2019

Career 40+ Point Games

Player	Years	No.
John Johnson	1969-70	2
Luka Garza	2018-20	1
Dick Ives	1944-47	1
Peter Jok	2014-17	1
Bruce King	1975-77	1
Rick Williams	1972-73	1

Career 30+ Point Games

Player	Years	No.
John Johnson	1969-70	13
Fred Brown	1970-71	10
Don Nelson	1960-62	8
Sam Williams	1967-68	7
Dave Gunther	1957-59	6
Bruce King	1975-77	5
Acie Earl	1990-93	5
Luka Garza	2018-20	5
Adam Haluska	2005-07	5
Peter Jok	2014-17	5
Charles Darling	1950-52	4
Rick Williams	1972-73	4
B.J. Armstrong	1986-89	3
Chris Kingsbury	1994-96	3
Kevin Kunnert	1971-73	3
Ronnie Lester	1977-80	3
Roy Marble	1986-89	3
Roy Devyn Marble	2011-14	3
Andre Woolridge	1995-97	3
Val Barnes	1991-93	2
Reggie Eavns	2000-02	2
Matt Gatens	2009-12	2
Dick Ives	1944-47	2
Bill Logan	1954-56	2
Greg Stokes	1982-85	2
Scott Thompson	1974-76	2
Jordan Bohannon	2017-present	1
Carl Cain	1954-56	1
Chad Calabria	1968-70	1
Frank Calsbeek	1949-51	1
Jim Collins	1972-74	1
Dave Danner	1944-47	1
Aaron Fuller	2009-10	1
Kyle Galloway	1998, 2000-01	1
Rob Griffin	2000	1
Jeff Horner	2003-06	1
Ed Horton	1986-89	1
Gerry Jones	1965, 1967	1
Candy LaPrince	1973-74	1
James Moses	1989-92	1
Isaiah Moss	2017-present	1
Dean Oliver	1998-2000	1
Larry Parker	1973-76	1
George Peeples	1964-66	1
Chris Pervall	1965-66	1
Luke Recker	2001-02	1
Dave Roach	1962-64	1
Ray Thompson	1989-90	1
Jarrod Uthoff	2014-16	1
Glenn Vidnovic	1968-70	1
Murray Wier	1945-48	1
Joe Wieskamp	2019-20	1

**B.J. Armstrong (1986-89)**

30	Wisconsin	3/10/1988
35	vs. Florida State	3/18/1988
35	vs. Rutgers	3/18/1989

Val Barnes (1991-93)

31	Iowa State	12/8/1990
33	at Penn State	2/22/1993

Jordan Bohannon (2017-present)

30	vs. UAB	11/22/2017
----	---------	------------

Fred Brown (1970-71)

32	Creighton	12/4/1970
32	at Drake	12/12/1970
33	at Bowling Green	12/14/1970
35	Ohio State	1/9/1971
30	at Michigan State	1/12/1971
35	at Northwestern	1/30/1971
36	Illinois	2/2/1971
31	at Minnesota	2/23/1971
37	Purdue	2/20/1971
35	Michigan	3/9/1971

Carl Cain (1954-56)

34	Kentucky	3/17/1956
----	----------	-----------

Chad Calabria (1968-70)

32	Purdue	2/11/1974
----	--------	-----------

Frank Calsbeek (1949-51)

32	Indiana	1/14/1950
----	---------	-----------

Jim Collins (1972-74)

32	Purdue	2/11/1974
----	--------	-----------

Dave Danner (1944-47)

32	Chicago	2/5/1944
----	---------	----------

Charles Darling (1950-52)

34	Minnesota	1/19/1952
31	at Indiana	1/21/1952
31	Butler	2/4/1952
34	Wisconsin	3/3/1952

Acie Earl (1990-93)

31	UMBC	12/15/1990
30	UCLA	12/22/1990
32	at Iowa State	12/14/1991
31	vs. Butler	12/27/1991
36	Wisconsin	3/10/1993

Reggie Evans (2000-02)

30	vs. Penn State	3/10/2001
30	UMES	11/13/2001

Aaron Fuller (2009-10)

30	Michigan	2/16/2010
----	----------	-----------

Kyle Galloway (1998, 2000-01)

30	vs. Minnesota	3/9/2000
----	---------------	----------

Luka Garza (2018-present)

30	Oral Roberts	11/15/2019
44	at Michigan	12/6/2019
34	vs. Penn State	1/4/2020
33	Michigan	1/17/2020
38	at Indiana	2/13/2020

Matt Gatens (2009-12)

30	Indiana	2/19/2012
33	Wisconsin	2/23/2012

Rob Griffin (2000)

36	Penn State	3/4/2000
----	------------	----------

Dave Gunther (1957-59)

30	at Michigan State	2/10/1958
35	Washington	12/20/1958
36	vs. Wyoming	12/27/1958

34	vs. Oregon State	12/29/1958
31	at Indiana	1/17/1959
37	Ohio State	2/21/1959

Adam Haluska (2005-07)

31	Coppin State	12/2/2006
36	Georgia State	12/20/2006
33	Indiana	2/3/2007
34	at Minnesota	2/7/2007
30	at Penn State	2/28/2007

Jeff Horner (2003-06)

32	at Purdue	2/1/2006
----	-----------	----------

Ed Horton (1986-89)

32	vs. N.C. State	3/19/1989
----	----------------	-----------

Dick Ives (1944-47)

37	Western Illinois	12/15/1943
43	Chicago	2/5/1944

John Johnson (1969-70)

46	Milwaukee	12/7/1968
33	at Minnesota	3/4/1969
33	at Cincinnati	12/18/1969
33	at Hawai'i	12/30/1969
34	at Michigan	1/6/1970
31	at Wisconsin	1/10/1970
33	Minnesota	2/3/1970
33	at Indiana	2/7/1970
36	Michigan State	2/14/1970
38	at Ohio State	2/21/1970
49	Northwestern	2/24/1970
37	Ohio State	3/3/1970
32	at Northwestern	3/7/1970

Peter Jok (2014-17)

30	Seton Hall	11/17/2016
42	vs. Memphis	11/26/2016
33	Omaha	12/3/2016
34	at Nebraska	1/5/2017
35	Indiana	2/21/2017

Gerry Jones (1965, 1967)

32	at Minnesota	2/20/1967
----	--------------	-----------

Bruce King (1975-77)

32	Illinois	1/3/1976
36	at Michigan	1/31/1976
42	vs. Pittsburgh	12/30/1976
31	Ohio State	1/27/1977
36	Michigan State	2/7/1977

Chris Kingsbury (1994-96)

30	at Hawai'i	12/29/1994
32	Northwestern	2/9/1995
30	vs. Connecticut	11/24/1995

Kevin Kunnert (1971-73)

31	Ohio State	2/12/1973
32	at Northwestern	2/19/1973
34	at Indiana	2/19/1972

Candy LaPrince (1973-74)

32	at Michigan State	1/21/1974
----	-------------------	-----------

Ronnie Lester (1977-80)

31	at Ohio State	1/7/1978
30	at Purdue	2/23/1979
31	at Ohio State	2/24/1979

Bill Logan (1954-56)

32	Michigan	1/11/1954
36	vs. Temple	3/22/1956

Roy Marble (1986-89)

32	Michigan	2/9/1989
30	at Michigan	3/4/1989
37	at Illinois	3/8/1989

Roy Devyn Marble (2011-14)

31	at Oregon	3/18/2012
30	vs. UNI	12/15/2012
30	vs. Xavier	11/28/2013

James Moses (1989-92)

30	Illinois	2/23/1991
----	----------	-----------

Isaiah Moss (2017-present)

32	at Minnesota	2/21/2018
----	--------------	-----------

Don Nelson (1960-62)

33	at Evansville	12/1/1960
34	Arizona	12/19/1960
34	Michigan State	1/14/1961
39	at Wisconsin	1/6/1962
36	Northwestern	1/8/1962
37	at Indiana	2/17/1962
32	at Illinois	3/3/1962
35	Wisconsin	3/10/1962

Dean Oliver (1998-2000)

30	vs. Michigan State	3/10/2000
----	--------------------	-----------

Larry Parker (1973-76)

31	VCU	11/30/1974
----	-----	------------

George Peeples (1964-66)

32	Purdue	2/20/1965
----	--------	-----------

Chris Pervall (1965-66)

38	Illinois	3/6/1965
----	----------	----------

Luke Recker (2001-02)

31	at Missouri	12/15/2001
----	-------------	------------

Dave Roach (1962-64)

32	Saint Louis	12/9/1963
----	-------------	-----------

Greg Stokes (1982-85)

33	at Wisconsin	2/23/1983
35	George Mason	12/1/1984

Ray Thompson (1989-90)

32	at Iowa State	12/7/1989
----	---------------	-----------

Scott Thompson (1974-76)

30	at Michigan State	1/5/1976
30	at Michigan	1/31/1976

Jarrod Uthoff (2014-16)

32	at Iowa State	12/10/2015
----	---------------	------------

Glenn Vidnovic (1968-70)

31	Indiana	1/31/1970
----	---------	-----------

Murray Wier (1945-48)

34	Illinois	2/9/1948
----	----------	----------

Joe Wieskamp (2019-present)

30	Nebraska	2/8/2020
----	----------	----------

Rick Williams (1972-73)

40	South Carolina	1/22/1972
35	at Michigan	1/25/1972
32	Illinois	2/15/1972
33	at Michigan State	2/26/1972

Sam Williams (1967-68)

39	at Northwestern	1/21/1967
35	Illinois	2/6/1967
37	at Stanford	12/23/1967
32	vs. Saint Louis	12/30/1967
32	Ohio State	1/13/1968
33	at Michigan State	1/23/1968
34	at Minnesota	3/4/1968

Andre Woolridge (1995-97)

31	UNI	12/10/1996
32	Missouri	12/21/1996
34	at Northwestern	3/8/1997



20+ Rebound Games

Player	Rbs	Opponent	Date
Charles Darling	30	Wisconsin	3/3/1952
Frank Allen	25	California	12/28/1960
Charles Darling	25	Purdue	1/6/1951
Greg Brunner	23	Minnesota	1/18/2006
Kevin Kunnert	23	Drake	12/27/1972
Kevin Kunnert	23	Illinois	3/7/1972
John Johnson	23	Northwestern	2/11/1969
John Johnson	23	Cal-Poly	11/30/1968
Tom Harris	23	California	12/28/1960
Nolden Gentry	23	Michigan	1/4/1958
Bill Logan	23	Michigan	2/26/1955
Kevin Kunnert	22	Purdue	3/4/1972
Kevin Kunnert	22	Michigan	3/9/1971
Bruce King	21	Ohio State	1/27/1977
Bruce King	21	Indiana	2/8/1975
Kevin Kunnert	21	Iowa State	12/23/1970
Clay Hargrave	20	Illinois	1/26/1980
Bruce King	20	vs. Pittsburgh	12/30/1976
Fred Haberecht	20	at Wisconsin	2/1/1975
Kevin Kunnert	20	Indiana	3/3/1973
Kevin Kunnert	20	Michigan State	2/12/1972
Jim Collins	20	Minnesota-Duluth	12/30/1972
Kevin Kunnert	20	Hardin-Simmons	12/1/1971

Career 20+ Rebounds Games

Player	Years	No.
Kevin Kunnert	1971-73	8
Bruce King	1975-77	3
John Johnson	1969-70	2
Charles Darling	1950-52	2
Greg Brunner	2003-06	1
Clay Hargrave	1976-78	1
Fred Haberecht	1975-76	1
Jim Collins	1972-74	1
Frank Allen	1960	1
Tom Harris	1960	1
Nolden Gentry	1958-60	1
Bill Logan	1954-56	1

Career 20-Plus Rebound Games

Frank Allen (1960)		
California	12/28/1960	25
Greg Brunner (2003-06)		
Minnesota	1/18/2006	23
Jim Collins (1972-74)		
Minnesota-Duluth	12/30/1972	20
Charles Darling (1950-52)		
Purdue	1/6/1951	25
Wisconsin	3/3/1952	30
Nolden Gentry (1958-60)		
Michigan	1/4/1958	23
Fred Haberecht (1975-76)		
at Wisconsin	2/1/1975	20
Clay Hargrave (1976-78)		
Illinois	1/26/1980	20
Tom Harris (1960)		
California	12/28/1960	23
John Johnson (1969-70)		
Cal-Poly	11/30/1968	23
Northwestern	2/11/1969	23
Bruce King (1975-77)		
Indiana	2/8/1975	21
vs. Pittsburgh	12/30/1976	20
Ohio State	1/27/1977	21
Kevin Kunnert (1971-73)		
Iowa State	12/23/1970	21
Michigan	3/9/1971	22
Hardin-Simmons	12/1/1971	20
Michigan State	2/12/1972	20
Purdue	3/4/1972	22
Illinois	3/7/1972	23
Drake	12/2/1972	23
Indiana	3/3/1973	20
Bill Logan		
Michigan	2/26/1955	23

**Career 10+ Assists Games**

Player	Years	No.
Jordan Bohannon	2017-present	7
Cal Wulfsberg	1976-77	6
B.J. Armstrong	1986-89	5
Mike Gesell	2013-16	5
Andre Woolridge	1995-97	4
Bryce Cartwright	2011-12	3
Jeff Horner	2003-06	3
Ronnie Lester	1977-80	3
Steve Carfino	1981-84	2
Mon'ter Glasper	1993-96	2
Dean Oliver	1998-2001	2
Andre Banks	1983-86	1
Kevin Boyle	1979-82	1
Tony Freeman	2006-08	1
Brian Garner	1989	1
Jake Kelly	2008-09	1
Roy Devyn Marble	2011-14	1
Kevin Smith	1991-93	1

Career 10+ Assists Games**B.J. Armstrong (1986-89)**

vs. Oklahoma	3/20/1987	10
Georgia	12/3/1988	12
Ohio State	2/13/1989	12
Minnesota	2/18/1989	15
Indiana	3/11/1989	10

Andre Banks (1983-86)

Baylor	12/2/1983	10
--------	-----------	----

Jordan Bohannon (2017-present)

Indiana	3/9/2017	10
South Dakota	3/15/2017	11
TCU	3/19/2017	13
Ohio State	1/4/2018	10
Wisconsin	1/23/2018	11
Minnesota	1/30/2018	10
Minnesota	12/9/2019	10

Kevin Boyle (1979-82)

Nevada	12/9/1980	10
--------	-----------	----

Steve Carfino (1981-84)

Michigan	1/23/1982	11
Marquette	12/8/1982	10

Bryce Cartwright (2011-12)

Michigan State	2/2/2011	10
Dayton	3/13/2012	11
at Oregon	3/18/2012	10

Tony Freeman (2006-08)

The Citadel	11/13/2006	11
-------------	------------	----

Brian Garner (1989)

Brown	12/2/1988	11
-------	-----------	----

Jeff Horner (2003-06)

Fairfield	12/2/2005	10
Minnesota	2/18/2006	10
vs. Ohio State	3/12/2006	10

Mike Gesell (2013-16)

Coppin State	11/15/2015	12
Tennessee Tech	12/22/2015	10
Nebraska	1/5/2016	10
Minnesota	2/14/2016	12
at Michigan	3/5/2016	11

Mon'ter Glasper (1993-96)

Iowa State	12/11/1993	10
at Indiana	2/12/1994	10

Jake Kelly (2008-09)

Penn State	3/7/2009	11
------------	----------	----

Ronnie Lester (1977-80)

vs. Tennessee	12/20/1977	11
Minnesota	2/11/1978	11
Northwestern	2/16/1978	14

Roy Devyn Marble (2011-14)

Wisconsin	2/22/2014	11
-----------	-----------	----

Dean Oliver (1998-2001)

Chicago State	11/14/1997	12
Purdue	2/21/2001	11

Kevin Smith (1991-93)

Centenary	1/4/1992	12
-----------	----------	----

Andre Woolridge (1995-97)

Illinois	2/1/1995	10
Michigan	3/5/1995	10
vs. DePaul	3/15/1995	10
vs. Virginia	3/13/1997	10

Cal Wulfsberg (1976-77)

Augustana (SD)	11/29/1975	11
at Northwestern	1/19/1976	11
Ohio State	1/24/1976	16
at Michigan	1/31/1976	13
Michigan State	3/1/1976	11
Drake	12/21/1976	12

Career Double-Doubles

Since the 1969-70 season

Kevin Kunnert	1971-73	48
Bruce King	1975-77	43
Reggie Evans	2001-02	40
Greg Brunner	2003-06	32
Acie Earl	1990-93	27
Ed Horton	1986-89	27
Ryan Bowen	1995-98	23
Greg Stokes	1982-85	23
Dan Frost	1975-76	21
Luka Garza	2018-pre.	20
Michael Payne	1982-85	18
Jess Settles	1994-96, '99	18
Chris Street	1991-93	17
Aaron White	2012-15	16
Melsahn Basabe	2011-14	15
Tyler Cook	2017-pre.	15
Clay Hargrave	1976-78	14
Les Jepsen	1987-90	13
John Johnson	1969-70	12
Williams Mayfield	1976-79	11
Kevin Boyle	1979-82	10
Steve Waite	1978-81	10
Adam Woodbury	2013-16	9
Jim Collins	1972-74	8
Fred Haberecht	1975-76	8
Jeff Horner	2003-06	8
Jacob Jaacks	1999-2000	8
Steve Krafacisin	1979-81	8
Roy Marble	1986-89	8
Jarryd Cole	2008-11	7
Neil Fegebank	1972-74	7
Brad Lohaus	1983-87	7
Jared Reiner	2001-04	7
Cyrus Tate	2007-09	7
Jarrold Uthoff	2013-16	7
Jordan Bohannon	2017-pre.	6
Aaron Fuller	2009-10	6
Gabriel Olaseni	2012-15	6
Glen Worley	2001-04	6
Gerry Wright	1985-87	6
B.J. Armstrong	1986-89	5
Russ Millard	1993-96	5
Joe Wieskamp	2019-pre.	4
Nicholas Baer	2016-pre.	4
Peter Jok	2014-17	4
Al Lorenzen	1985-88	4
Darryl Moore	1997-98	4
Glenn Vidnovic	1968-70	4
James Winters	1991-94	4
Jim Bartels	1991, '93-95	3
Mark Gannon	1980-83	3
Bob Hansen	1980-83	3
Duez Henderson	1999-2002	3
Bill Jones	1985-88	3
Ronnie Lester	1977-80	3
Nate Washington	1974	3
Andre Woolridge	1995-97	3

Craig Anderson	1981-84	2
Vince Brookins	1978-81	2
Fred Brown	1970-71	2
Bryce Cartwright	2011-12	2
Adam Haluska	2005-07	2
Jake Kelly	2008-09	2
Ben McGilmer	1966, '69-70	2
James Moses	1989-92	2
Isaiah Moss	2017-pre	2
Kenyon Murray	1993-96	2
Larry Olsthoorn	1977-78	2
Guy Rucker	1997-99	2
Harold Sullinger	1972	2
Jay Webb	1990-93	2
Devon Archie	2010-12	1
Val Barnes	1991-93	1
Matt Bullard	1989-90	1
Steve Carfino	1981-84	1
Brennan Cougill	2010	1
Ricky Davis	1998	1
Terry Drake	1975-78	1
Kyle Galloway	1998-2001	1
Matt Gatens	2009-12	1
Mike Gesell	2013-16	1
Joe Gould	1971	1
Ken Grabinski	1970-72	1
Rob Griffin	2000	1
Dave Gunther	1957-59	1
Omar Hazley	1969-71	1
Kent Hill	1985-88	1
Justin Johnson	2007-08	1
J.R. Koch	1996-99	1
Ryan Kriener	2017-pre.	1
Wade Lookingbill	1989-93	1
Ryan Luehrsmann	1997-2000	1
Roy Devyn Marble	2011-14	1
Eric May	2010-13	1
Dean Oliver	1977-78	1
Larry Parker	1973-76	1
Cordell Pemsil	2016-pre.	1
Pierre Pierce	2002, '04	1
Luke Recker	2001-02	1
Sean Sondeleiter	2001-03	1
Ray Thompson	1989	1
Anthony Tucker	2009	1
Dom Uhl	2015-pre.	1
Reggie Vaughn	1973	1
Jack Nunge	2018-pre.	1

Single Season Double-Double Leaders

Since the 1969-70 season (10 or more)

Reggie Evans	2000-01	22
Kevin Kunnert	1972-73	20
Ed Horton	1988-89	19
Kevin Kunnert	1971-72	19
Reggie Evans	2001-02	18
Bruce King	1976-77	17
Bruce King	1975-76	16
Luka Garza	2018-pre.	15
Acie Earl	1992-93	14
Dan Frost	1975-76	13
Les Jepsen	1989-90	12
John Johnson	1969-70	12
Greg Brunner	2005-06	11
Greg Brunner	2004-05	11
Ryan Bowen	1997-98	11
Greg Stokes	1984-85	11
Ryan Bowen	1996-97	10
Acie Earl	1991-92	10
Clay Hargrave	1977-78	10
Bruce King	1974-75	10

**Craig Anderson (2)**

Opponent	Date	Pts	Reb	Ast
Detroit	12/1/1980	12	12	--
vs. Memphis	12/30/1983	11	10	--

Devon Archie (1)

Opponent	Date	Pts	Reb	Ast
vs. Xavier	11/19/2010	10	11	--

B.J. Armstrong (5)

Opponent	Date	Pts	Reb	Ast
vs. Oklahoma	3/20/1987	16	--	10
Georgia	12/3/1988	15	--	12
Ohio State	2/13/1989	20	--	12
Minnesota	2/18/1989	12	--	15
Indiana	3/11/1989	18	--	10

Nicholas Baer (4)

Opponent	Date	Pts	Reb	Ast
vs. UNI	12/17/2016	11	11	--
Penn State	3/5/2017	20	10	--
TCU	3/19/2017	15	10	--
vs. Drake	12/16/2017	11	14	--

Val Barnes (1)

Opponent	Date	Pts	Reb	Ast
Michigan	1/9/1992	14	11	--

Jim Bartels (3)

Opponent	Date	Pts	Reb	Ast
Cal-Irvine	12/29/1993	10	12	--
Morgan State	11/25/1994	12	12	--
at Michigan	1/11/1995	10	10	--

Melsahn Basabe (15)

Opponent	Date	Pts	Reb	Ast
Iowa State	12/10/2010	12	14	--
Ohio State	1/4/2011	22	13	--
at Minnesota	1/16/2011	20	13	--
Indiana	1/23/2011	20	10	--
at Indiana	2/5/2011	20	13	--
Wisconsin	2/9/2011	13	11	--
North Carolina A&T	11/14/2011	15	10	--
Brown	12/3/2011	14	10	--
Boise State	12/22/2011	14	11	--
Penn State	1/31/2013	10	10	--
Nebraska	3/9/2013	11	13	--
vs. Northwestern	3/14/2013	10	12	--
Fairleigh Dickinson	12/9/2013	12	11	--
Northwestern	1/9/2014	16	10	--
at Ohio State	1/12/2014	11	10	--

Jordan Bohannon (6)

Opponent	Date	Pts	Reb	Ast
vs. Indiana	3/9/2017	24	--	10
South Dakota	3/15/2017	19	--	11
TCU	3/19/2017	25	--	13
Ohio State	1/4/2018	15	--	10
Wisconsin	1/23/2018	13	--	11
Minnesota	1/30/2018	20	--	10

Ryan Bowen (23)

Opponent	Date	Pts	Reb	Ast
Western Carolina	12/20/1994	13	11	--
at UNI	12/5/1995	12	11	--
LaSalle	12/7/1996	12	18	--

UNI	12/10/1996	12	10	--
Missouri	12/21/1996	12	10	--
Austin Peay	12/27/1996	14	12	--
Cal-Northridge	12/29/1996	18	14	--
at Purdue	1/7/1997	12	10	--
Ohio State	1/15/1997	11	13	--
at Michigan	1/19/1997	20	10	--
Indiana	2/4/1997	11	13	--
vs. Virginia	3/13/1997	15	16	--
Chicago State	11/14/1997	20	11	--
Long Island	11/29/1997	20	19	--
Drake	12/2/1997	13	13	--
UNI	12/9/1997	17	12	--
at Indiana	12/31/97	19	14	--
Michigan State	1/21/1998	10	11	--
at Missouri	1/24/1998	15	11	--
Minnesota	2/12/1998	10	14	--
Ohio State	2/14/1998	15	13	--
at Illinois	2/22/1998	16	10	--
Georgia	3/11/1998	24	11	--

Kevin Boyle (10)

Opponent	Date	Pts	Reb	Ast
at Illinois Wesleyan	12/16/1978	11	10	--
Illinois	1/25/1979	11	10	--
Minnesota	1/27/1979	17	19	--
at Wisconsin	2/1/1979	12	10	--
Ohio State	1/10/1980	14	12	--
Purdue	2/9/1980	12	12	--
at Ohio State	2/23/1980	19	10	--
vs. Cincinnati	12/5/1980	11	10	--
Michigan State	1/10/1981	14	11	--
at Ohio State	3/7/1981	13	11	--

Vince Brookins (2)

Opponent	Date	Pts	Reb	Ast
Drake	12/29/1979	20	14	--
Michigan State	1/10/1981	16	14	--

Fred Brown (2)

Opponent	Date	Pts	Reb	Ast
Wyoming	1/2/1971	29	10	--
Ohio State	1/9/1971	35	10	--

Greg Brunner (32)

Opponent	Date	Pts	Reb	Ast
Green Bay	12/2/2003	13	11	--
Eastern Washington	12/5/2003	15	10	--
at Michigan State	2/4/2004	10	13	--
at Indiana	2/7/2004	23	14	--
Wisconsin	2/11/2004	10	13	--
Minnesota	2/28/2004	13	12	--
at Northwestern	3/3/2004	19	11	--
at Purdue	3/6/2004	14	13	--
vs. Michigan	3/12/2004	10	11	--
vs. Louisville	11/22/2004	13	10	--
Iowa State	12/10/2004	11	13	--
Western Carolina	12/18/2004	11	11	--
Saint Louis	12/31/2004	10	11	--
at Ohio State	1/8/2005	14	11	--
Minnesota	1/15/2005	13	11	--
at Illinois	1/20/2005	16	11	--
Purdue	1/22/2005	14	11	--
at Purdue	2/16/2005	19	10	--
at Penn State	2/26/2005	14	14	--
vs. Cincinnati	3/17/2005	20	10	--

vs. Kentucky	11/21/2005	17	12	--
Fairfield	12/2/2005	23	11	--
at UNI	12/6/2005	26	10	--
at Iowa State	12/9/2005	26	10	--
Arizona State	12/17/2005	12	15	--
Drake	12/20/2005	17	12	--
Robert Morris	12/22/2005	15	10	--
Minnesota	1/18/2006	17	23	--
at Michigan State	1/21/2006	17	11	--
at Northwestern	2/8/2006	13	11	--
Michigan State	2/14/2006	15	10	--
vs. Northwestern St	3/17/2006	16	10	--

Matt Bullard (1)

Opponent	Date	Pts	Reb	Ast
UNI	12/6/1988	10	12	--

Steve Carfino (1)

Opponent	Date	Pts	Reb	Ast
Marquette	12/8/1982	17	--	10

Bryce Cartwright (2)

Opponent	Date	Pts	Reb	Ast
Michigan State	2/2/2011	12	--	10
at Oregon	3/18/2012	12	--	10

Jarryd Cole (7)

Opponent	Date	Pts	Reb	Ast
Penn State	3/7/2009	14	11	--
NC Central	11/28/2009	24	10	--
at Indiana	1/24/2010	11	10	--
UNI	12/7/2010	10	15	--
Louisiana Tech	12/21/2010	10	12	--
Wisconsin	2/9/2011	10	12	--
Purdue	3/5/2011	16	10	--

Jim Collins (8)

Opponent	Date	Pts	Reb	Ast
Illinois	2/15/1972	12	10	--
Minnesota-Duluth	12/30/1972	18	21	--
Wisconsin	2/17/1973	14	15	--
Drake	12/4/1973	13	10	--
at Michigan State	1/21/1974	12	13	--
Purdue	2/11/1974	32	15	--
at Illinois	2/23/1974	10	15	--
Wisconsin	3/4/1974	14	10	--

Tyler Cook (15)

Opponent	Date	Pts	Reb	Ast
Maryland	2/25/2017	25	10	--
Penn State	3/5/2017	11	10	--
Penn State	12/2/2017	23	12	--
at Illinois	1/11/2018	21	13	--
at Rutgers	1/17/2018	10	10	--
at Nebraska	1/27/2018	24	10	--
Minnesota	1/30/2018	17	10	--
Indiana	2/17/2018	28	10	--
Northwestern	2/25/2018	14	11	--
Wisconsin	11/30/2018	19	15	--
Iowa State	12/6/2018	26	11	--
vs. UNI	12/15/2018	17	13	--
Bryant	12/29/2018	19	12	--
Northwestern	2/10/2019	19	11	--
at Ohio State	2/26/2019	12	10	--

CAREER DOUBLE-DOUBLE CLUB (SINCE 1969-70)



Brennan Coughill (1)

Opponent	Date	Pts	Reb	Ast
at Iowa State	12/11/2009	12	10	--

Ricky Davis (1)

Opponent	Date	Pts	Reb	Ast
Indiana	2/28/1998	14	11	--

Terry Drake (1)

Opponent	Date	Pts	Reb	Ast
vs. Wake Forest	12/28/1974	11	10	--

Acie Earl (27)

Opponent	Date	Pts	Reb	Ast
Drake	11/27/1990	23	13	--
UCLA	12/22/1990	30	12	--
at Michigan	2/9/1991	10	10	--
UMES	11/23/1991	12	13	--
Western Illinois	11/26/1991	25	12	--
Drake	12/3/1991	25	12	--
Army	12/6/1991	14	10	--
at UNI	12/10/1991	18	10	--
Centenary	1/4/1992	23	10	--
Michigan	1/9/1992	19	10	--
at Ohio State	1/19/1992	22	10	--
at Wisconsin	3/7/1992	16	11	--
vs. Duke	3/21/1992	19	12	--
Mississippi State	12/5/1992	19	13	--
at Amer.-Puerto Rico	12/20/1992	14	11	--
at Indiana	1/6/1993	11	10	--
at Ohio State	1/9/1993	13	12	--
Minnesota	1/13/1993	19	13	--
at Michigan State	1/28/1993	27	16	--
at Minnesota	2/13/1993	14	10	--
Ohio State	2/16/1993	12	10	--
at Penn State	2/22/1993	13	10	--
Penn State	2/24/1993	10	10	--
Michigan State	2/27/1993	20	10	--
at Purdue	3/6/1993	19	12	--
Wisconsin	3/10/1993	36	10	--
vs. NE Louisiana	3/19/1993	23	15	--

Reggie Evans (40)

Opponent	Date	Pts	Reb	Ast
Milwaukee	11/19/2000	16	12	--
at Drake	11/21/2000	12	15	--
Georgia Tech	11/28/2000	17	15	--
UT-Chattanooga	12/1/2000	27	12	--
Tulsa	12/2/2000	20	14	--
Northern Iowa	12/5/2000	11	11	--
Iowa State	12/9/2000	13	13	--
Missouri	12/16/2000	20	18	--
Centenary	12/19/2000	11	10	--
at Kansas State	12/23/2000	18	18	--
vs. Tennessee	12/29/2000	19	10	--
at Purdue	1/13/2001	17	18	--
Michigan	1/20/2001	22	10	--
at Minnesota	1/24/2001	25	10	--
Minnesota	1/31/2001	19	15	--
Ohio State	2/7/2001	14	11	--
at Northwestern	2/10/2001	18	14	--
Purdue	2/21/2001	20	16	--
Penn State	3/1/2001	13	16	--
vs. Northwestern	3/8/2001	20	14	--
vs. Penn State	3/10/2001	30	18	--
vs. Kentucky	3/17/2001	18	13	--
UMES	11/13/2001	30	15	--

vs. Memphis	11/20/2001	19	15	--
vs. Missouri	11/21/2001	21	11	--
SMU	12/1/2001	17	12	--
at UNI	12/4/2001	16	16	--
Iowa State	12/8/2001	24	17	--
Drake	12/12/2001	19	10	--
at Missouri	12/15/2001	15	17	--
Mercer	12/28/2001	12	12	--
Wisconsin	1/2/2002	21	17	--
Northwestern	1/9/2002	21	11	--
at Northwestern	1/19/2002	14	17	--
Penn State	2/2/2002	18	13	--
at Penn State	2/13/2002	23	13	--
at Wisconsin	2/19/2002	12	12	--
Michigan	2/23/2002	20	11	--
vs. Purdue	3/7/2002	19	18	--
vs. Indiana	3/9/2002	11	10	--

Neil Fegebank (7)

Opponent	Date	Pts	Reb	Ast
Hardon-Simmons	12/1/1971	12	15	--
Ohio State	2/8/1972	11	13	--
Michigan State	2/12/1972	15	16	--
at Michigan State	2/26/1972	11	10	--
Illinois	3/10/1973	12	14	--
Northern Illinois	12/1/1973	15	10	--
at Wyoming	12/22/1973	20	12	--

Dan Frost (21)

Opponent	Date	Pts	Reb	Ast
at Kansas	12/7/1974	16	11	--
San Jose State	12/21/1974	21	13	--
at Northwestern	1/2/1975	13	12	--
at Ohio State	1/13/1975	20	12	--
Michigan State	1/20/1975	21	12	--
Michigan	1/18/1975	14	11	--
Wisconsin	3/1/1975	19	14	--
Northwestern	3/3/1975	12	13	--
Augustana (SD)	11/29/1975	27	15	--
Nebraska	12/2/1975	25	12	--
at Bradley	12/8/1975	29	13	--
Drake	12/23/1975	17	10	--
vs. Holy Cross	12/27/1975	27	12	--
vs. Arizona	12/29/1975	22	10	--
at Wisconsin	1/17/1976	18	10	--
at Northwestern	1/19/1976	25	12	--
Ohio State	1/24/1976	19	12	--
at Purdue	2/2/1976	17	10	--
at Drake	2/10/1976	14	19	--
Northwestern	2/16/1976	25	12	--
Michigan State	3/1/1976	25	10	--

Aaron Fuller (6)

Opponent	Date	Pts	Reb	Ast
Tennessee State	1/12/2010	24	10	--
Penn State	1/16/2010	20	10	--
At Ohio State	2/7/2010	11	10	--
Northwestern	2/10/2010	13	11	--
Michigan	2/16/2010	30	13	--
vs. Michigan	3/11/2010	10	13	--

Kyle Galloway (1)

Opponent	Date	Pts	Reb	Ast
Drake	12/28/1999	16	10	--

Mark Gannon (3)

Opponent	Date	Pts	Reb	Ast
Drake	12/29/1979	15	11	--
UW-Eau Claire	1/3/1981	10	10	--
USC	12/11/1982	10	14	--

Luka Garza (20)

Opponent	Date	Pts	Reb	Ast
Alabama State	11/12/2017	11	13	--
Southern	12/10/2017	23	13	--
at Illinois	1/11/2018	19	11	--
Wisconsin	1/23/2018	17	16	--
at Penn State	1/16/2019	22	12	--
SIUE	11/8/2019	20	12	--
Oral Roberts	11/15/2019	30	10	--
North Florida	11/21/2019	29	12	--
vs. Texas Tech	11/28/2019	17	12	--
Minnesota	12/9/2019	21	10	--
at Iowa State	12/12/2019	21	11	--
vs. Cincinnati	12/21/2019	12	13	--
vs. Penn State	1/4/2020	34	12	--
at Nebraska	1/7/2020	16	18	--
Maryland	1/10/2020	21	13	--
Rutgers	1/22/2020	28	13	--
Wisconsin	1/27/2020	21	18	--
Illinois	2/2/2020	25	10	--
Penn State	2/29/2020	25	17	--
Purdue	3/3/2020	26	12	--

Matt Gatens (1)

Opponent	Date	Pts	Reb	Ast
Western Illinois	12/27/2008	11	10	--

Mike Gesell (1)

Opponent	Date	Pts	Reb	Ast
Nebraska	1/5/2016	22	10	--

Joe Gould (1)

Opponent	Date	Pts	Reb	Ast
Hardin-Simmons	12/21/1970	16	10	--

Ken Grabinski (1)

Opponent	Date	Pts	Reb	Ast
Ashland (OH)	12/8/1970	10	10	--

Rob Griffin (1)

Opponent	Date	Pts	Reb	Ast
at Indiana	1/18/2000	18	15	--

Dave Gunther (1)

Opponent	Date	Pts	Reb	Ast
Michigan State	2/10/1958	30	10	--

Fred Haberecht (8)

Opponent	Date	Pts	Reb	Ast
San Jose State	12/21/1974	11	10	--
Illinois	1/4/1975	15	10	--
Michigan State	1/20/1975	12	11	--
at Wisconsin	2/1/1975	29	20	--
Wisconsin	3/1/1975	11	10	--
Northwestern	3/3/1975	10	11	--
Wisconsin	2/14/1976	11	10	--
at Ohio State	2/21/1976	12	11	--

**Adam Haluska (2)**

Opponent	Date	Pts	Reb	Ast
Indiana	1/24/2006	20	10	--
at Michigan	1/31/2007	17	10	--

Bob Hansen (3)

Opponent	Date	Pts	Reb	Ast
Northern Illinois	11/28/1981	10	10	--
at BYU	11/27/1982	20	10	--
Navy	12/3/1982	22	10	--

Clay Hargrave (14)

Opponent	Date	Pts	Reb	Ast
at Illinois	1/15/1977	10	10	--
at Ohio State	2/14/1977	11	12	--
Indiana	2/28/1977	15	10	--
at Wisconsin	3/5/1977	15	15	--
at UNLV	12/21/1977	16	10	--
at Ohio State	1/7/1978	17	11	--
at Northwestern	1/14/1978	14	14	--
Illinois	1/26/1978	12	20	--
Wisconsin	1/30/1978	10	13	--
at Wisconsin	2/4/1978	10	12	--
Michigan State	2/9/1978	14	13	--
Minnesota	2/11/1978	11	11	--
Northwestern	2/16/1978	14	13	--
Indiana	3/4/1978	10	12	--

Omar Hazley (1)

Opponent	Date	Pts	Reb	Ast
at Cincinnati	12/18/1969	10	10	--

Duez Henderson (3)

Opponent	Date	Pts	Reb	Ast
Texas Southern	12/3/1999	10	12	--
at Michigan	3/1/2000	18	10	--
at Purdue	1/13/2001	14	10	--

Kent Hill (1)

Opponent	Date	Pts	Reb	Ast
Northwestern	1/16/1988	17	15	--

Jeff Horner (8)

Opponent	Date	Pts	Reb	Ast
Illinois	1/15/2003	16	11	--
Purdue	1/7/2004	10	10	--
at Indiana	2/7/2004	17	10	--
UNC Greensboro	12/4/2004	14	--	11
Western Carolina	12/18/2004	20	--	10
Fairfield	12/2/2006	12	--	10
Minnesota	1/18/2006	10	--	10
vs. Ohio State	3/12/2006	16	--	10

Ed Horton (27)

Opponent	Date	Pts	Reb	Ast
Abilene Christian	11/20/1985	10	12	--
vs. Alaska-Anchorage	11/28/1986	12	10	--
Iowa State	12/20/1986	17	11	--
Indiana	1/22/1987	14	11	--
at Iowa State	12/19/1987	19	12	--
vs. Illinois State	12/29/1987	13	10	--
at Michigan	2/6/1988	22	12	--
Michigan	2/27/1988	16	11	--
Jackson State	12/12/1988	22	16	--
vs. Eastern Illinois	12/23/1988	16	14	--
vs. Saint Louis	12/24/1988	13	12	--

vs. UC-Riverside	12/25/1988	20	16	--
SW Texas State	12/30/1988	22	10	--
at North Carolina	1/7/1989	21	19	--
at Ohio State	1/19/1989	11	11	--
at Purdue	1/21/1989	26	10	--
Wisconsin	1/26/1989	22	13	--
at Indiana	1/30/1989	26	14	--
Illinois	2/5/1989	26	17	--
Michigan	2/9/1989	19	14	--
Ohio State	2/13/1989	18	14	--
Minnesota	2/18/1989	18	11	--
Purdue	2/26/1989	12	10	--
at Michigan	3/4/1989	20	13	--
at Illinois	3/8/1989	21	11	--
Indiana	3/11/1989	18	10	--
vs. N.C. State	3/19/1989	32	12	--

Jacob Jaacks (8)

Opponent	Date	Pts	Reb	Ast
Ohio State	2/13/1999	14	15	--
Eastern Illinois	11/21/1999	29	12	--
Ohio	12/4/1999	16	11	--
Northwestern	1/5/2000	12	13	--
Michigan	1/22/2000	10	10	--
Kansas	2/3/2000	16	10	--
at Illinois	2/12/2000	12	13	--
Minnesota	2/27/2000	12	13	--

Les Jepsen (13)

Opponent	Date	Pts	Reb	Ast
at North Carolina	1/7/1989	10	10	--
Texas Southern	11/24/1989	15	16	--
Ohio	12/1/1989	24	17	--
UCSB	12/2/1989	16	12	--
North Carolina	12/9/1989	13	10	--
at UNLV	12/23/1989	20	13	--
at UNI	1/3/1990	12	14	--
at Wisconsin	1/11/1990	19	11	--
Indiana	1/18/1990	21	10	--
Michigan	1/20/1990	19	16	--
Illinois	1/29/1990	18	17	--
Wisconsin	2/10/1990	24	14	--
at Northwestern	2/22/1990	19	17	--

John Johnson (12)

Opponent	Date	Pts	Reb	Ast
St. Francis (PA)	12/9/1969	29	13	--
Duquesne	12/11/1969	18	13	--
at Cincinnati	12/18/1969	33	13	--
Drake	12/22/1969	21	13	--
at Michigan	1/6/1970	34	10	--
at Wisconsin	1/10/1970	31	12	--
at Illinois	2/17/1970	17	19	--
at Ohio State	2/21/1970	38	13	--
Northwestern	2/24/1970	49	15	--
at Purdue	2/28/1970	26	12	--
Ohio State	3/3/1970	37	11	--
at Northwestern	3/7/1970	32	15	--

Justin Johnson (1)

Opponent	Date	Pts	Reb	Ast
Louisiana-Monroe	11/30/2007	26	10	--

Peter Jok (4)

Opponent	Date	Pts	Reb	Ast
Seton Hall	11/17/2016	30	11	--

Omaha	12/3/2016	33	10	--
Rutgers	1/8/2017	18	11	--
Illinois	2/18/2017	16	10	--

Bill Jones (3)

Opponent	Date	Pts	Reb	Ast
at Wisconsin	1/25/1988	17	10	--
Michigan State	2/6/1988	15	11	--
Wisconsin	3/10/1988	16	12	--

Jake Kelly (2)

Opponent	Date	Pts	Reb	Ast
Ohio State	3/3/2009	19	11	--
Penn State	3/7/2009	22	--	11

Bruce King (43)

Opponent	Date	Pts	Reb	Ast
at Iowa State	12/12/1974	16	14	--
San Jose State	12/21/1974	19	16	--
vs. Boston College	12/30/1974	21	12	--
Illinois	1/4/1975	18	15	--
Purdue	1/6/1975	12	17	--
Michigan State	1/20/1975	12	11	--
Indiana	2/8/1975	14	21	--
Ohio State	2/10/1975	17	11	--
at Michigan State	2/17/1975	15	10	--
Northwestern	3/3/1975	10	12	--
at Bradley	12/8/1975	15	11	--
at Iowa State	12/12/1975	11	14	--
Drake	12/23/1975	19	17	--
vs. Holy Cross	12/27/1975	22	11	--
vs. USC	12/30/1975	28	12	--
Illinois	1/3/1976	32	12	--
at Minnesota	1/10/1976	20	10	--
at Wisconsin	1/17/1976	16	11	--
at Michigan	1/31/1976	36	11	--
at Purdue	2/2/1976	12	10	--
Minnesota	2/7/1976	16	15	--
Northwestern	2/16/1976	16	11	--
at Ohio State	2/21/1976	18	14	--
Michigan State	3/1/1976	29	15	--
Purdue	3/3/1976	27	13	--
at Illinois	3/6/1976	14	11	--
Kent State	11/29/1976	18	17	--
Bradley	12/6/1976	19	13	--
California	12/10/1976	22	11	--
Iowa State	12/18/1976	23	18	--
at New Mexico	12/29/1976	17	12	--
vs. Pittsburgh	12/30/1976	42	20	--
at Purdue	1/13/1977	21	11	--
Northwestern	1/22/1977	24	13	--
Ohio State	1/27/1977	31	21	--
Wisconsin	2/5/1977	18	18	--
Michigan State	2/7/1977	36	13	--
Minnesota	2/12/1977	18	16	--
at Ohio State	2/14/1977	13	19	--
at Michigan State	2/19/1977	16	13	--
Purdue	2/26/1977	13	14	--
Indiana	2/28/1977	28	15	--
at Northwestern	3/3/1977	28	18	--

J.R. Koch (1)

Opponent	Date	Pts	Reb	Ast
vs. Chaminade	11/27/1996	22	11	--

CAREER DOUBLE-DOUBLE CLUB (SINCE 1969-70)



Steve Krafcisin (8)

Opponent	Date	Pts	Reb	Ast
at Northwestern	1/4/1979	16	10	--
Ohio State	1/10/1980	10	12	--
at Indiana	1/17/1980	16	10	--
at Michigan State	1/19/1980	15	10	--
Northwestern	1/24/1980	20	10	--
at Purdue	1/31/1980	17	10	--
at Drake	12/13/1980	25	18	--
at Michigan	1/17/1981	13	10	--

Ryan Kriener (1)

Opponent	Date	Pts	Reb	Ast
Michigan	2/1/2019	15	10	--

Kevin Kunnert (48)

Opponent	Date	Pts	Reb	Ast
at Nebraska	2/5/1970	15	16	--
Iowa State	12/23/1970	13	21	--
at Wisconsin	2/6/1971	11	11	--
Indiana	2/13/1971	16	10	--
at Ohio State	2/23/1971	28	11	--
Wisconsin	2/27/1971	16	14	--
at Indiana	3/6/1971	21	14	--
Michigan	3/9/1971	14	22	--
at Purdue	3/13/1971	19	16	--
Hardin-Simmons	12/1/1971	17	20	--
at UTEP	12/7/1971	16	12	--
at Duquesne	12/9/1971	25	17	--
Nevada	12/13/1971	24	15	--
at Iowa State	12/18/1971	11	12	--
Drake	12/30/1971	24	11	--
Kansas	1/3/1972	26	12	--
at Wisconsin	1/8/1972	17	10	--
at South Carolina	1/22/1972	20	14	--
at Michigan	1/25/1972	11	14	--
Minnesota	1/29/1972	21	16	--
at Ohio State	2/1/1972	23	15	--
Ohio State	2/8/1972	16	18	--
Michigan State	2/12/1972	19	20	--
at Indiana	2/19/1972	34	18	--
at Michigan State	2/26/1972	27	14	--
Purdue	3/4/1972	19	22	--
at Illinois	3/7/1972	24	23	--
Michigan	3/11/1972	12	17	--
Chicago State	12/1/1972	16	16	--
at Kansas	12/9/1972	23	14	--
at Kentucky	12/4/1972	17	12	--
Marquette	12/23/1972	14	15	--
at Drake	12/27/1972	19	23	--
Iowa State	1/2/1973	21	14	--
Minnesota	1/6/1973	26	15	--
at Michigan	1/8/1973	23	11	--
at Illinois	1/13/1973	23	14	--
Michigan State	1/15/1973	22	17	--
at Ohio State	1/20/1973	22	14	--
UNC-Charlotte	1/27/1973	20	15	--
Michigan	1/29/1973	24	17	--
at Michigan State	2/3/1973	16	10	--
at Bradley	2/10/1973	15	14	--
Ohio State	2/12/1973	31	16	--
at Northwestern	2/19/1973	32	16	--
Indiana	3/3/1973	12	20	--
at Minnesota	3/5/1973	23	18	--
Illinois	3/10/1973	19	17	--

Ronnie Lester (3)

Opponent	Date	Pts	Reb	Ast
vs. Tennessee	12/20/1977	21	--	11
Minnesota	2/11/1978	12	--	11
Northwestern	2/16/1978	23	--	14

Brad Lohaus (7)

Opponent	Date	Pts	Reb	Ast
Illinois Wesleyan	11/26/1983	16	12	--
at Alaska-Anchorage	11/28/1986	15	12	--
at UC-Irvine	12/29/1987	20	10	--
at Illinois	1/14/1987	23	12	--
Ohio State	1/24/1987	13	16	--
Michigan State	2/26/1987	13	12	--
at Northwestern	3/5/1987	12	10	--

Wade Lookingbill (1)

Opponent	Date	Pts	Reb	Ast
at Northwestern	2/20/1993	14	11	--

Al Lorenzen (4)

Opponent	Date	Pts	Reb	Ast
vs. Tampa	12/27/1985	17	11	--
Minnesota	1/11/1986	14	12	--
vs. Villanova	11/29/1987	11	10	--
Drake	12/1/1987	13	10	--

Ryan Luehrsmann (1)

Opponent	Date	Pts	Reb	Ast
Michigan	1/22/2000	14	10	--

Roy Marble (8)

Opponent	Date	Pts	Reb	Ast
at Drake	12/3/1985	15	10	--
Minnesota	1/11/1986	16	11	--
Michigan State	1/16/1986	18	11	--
at UC-Irvine	12/29/1986	28	10	--
Dartmouth	1/23/1988	14	10	--
Michigan State	2/6/1988	15	11	--
Northern Iowa	12/6/1988	22	10	--
Michigan	2/9/1989	32	10	--

Roy Devyn Marble (1)

Opponent	Date	Pts	Reb	Ast
Wisconsin	2/22/2014	21	--	11

Eric May (1)

Opponent	Date	Pts	Reb	Ast
Prairie View A&M	12/5/2009	14	11	--

William Mayfield (11)

Opponent	Date	Pts	Reb	Ast
Bradley	12/6/1976	14	10	--
at Kent State	11/28/1977	13	11	--
Denver	12/17/1977	16	11	--
at UNLV	12/21/1977	20	12	--
at Colorado State	12/2/1978	18	11	--
at Drake	12/9/1978	21	19	--
at Illinois Wesleyan	12/16/1978	11	12	--
vs. Stanford	12/30/1978	22	11	--
at Michigan	1/6/1979	16	11	--
Wisconsin	2/10/1979	17	10	--
Northwestern	3/3/1979	11	14	--

Ben McGilmer (2)

Opponent	Date	Pts	Reb	Ast
Tennessee Tech	1/24/1970	14	11	--
vs. St. John's	12/26/1969	10	11	--

James Moses (2)

Opponent	Date	Pts	Reb	Ast
Colgate	11/30/1990	11	11	--
vs. Texas	3/19/1992	22	16	--

Isaiah Moss (2)

Opponent	Date	Pts	Reb	Ast
Nebraska	1/6/2019	12	10	--
Maryland	2/19/2019	12	10	--

Russ Millard (5)

Opponent	Date	Pts	Reb	Ast
Cal-Irvine	12/29/1993	12	11	--
Drake	11/28/1995	22	10	--
Texas Southern	12/16/1995	20	10	--
Minnesota	1/6/1996	20	10	--
at Michigan	2/13/1996	18	15	--

Darryl Moore (4)

Opponent	Date	Pts	Reb	Ast
at Drake	12/3/1996	12	13	--
UNI	12/9/1997	12	10	--
Iowa State	12/13/1997	10	14	--
at Minnesota	1/18/1998	12	10	--

Kenyon Murray (2)

Opponent	Date	Pts	Reb	Ast
at Northwestern	1/26/1994	12	10	--
Long Island	12/17/1994	15	11	--

Jack Nunge (1)

Opponent	Date	Pts	Reb	Ast
Oral Roberts	11/15/2019	14	10	--

Gabriel Olaseni (6)

Opponent	Date	Pts	Reb	Ast
vs. Xavier	11/28/2013	10	11	--
Fairleigh Dickinson	12/9/2013	14	10	--
at Northwestern	1/25/2014	14	10	--
at Illinois	2/1/2014	15	12	--
North Dakota St.	11/17/2014	14	11	--
Alcorn State	12/9/2014	12	10	--

Dean Oliver (1)

Opponent	Date	Pts	Reb	Ast
Chicago State	11/14/1997	10	--	12

Larry Olsthoorn (2)

Opponent	Date	Pts	Reb	Ast
Michigan	1/17/1977	20	14	--
at California	12/10/1977	11	10	--

Larry Parker (1)

Opponent	Date	Pts	Reb	Ast
at Kansas	12/7/1974	11	13	--

Michael Payne (18)

Opponent	Date	Pts	Reb	Ast
Northern Illinois	11/28/1981	13	10	--
vs. Clemson	12/19/1981	10	11	--
Drake	12/30/1981	18	11	--



at Northwestern	1/21/1982	12	10	--
at Michigan	2/20/1982	15	12	--
Minnesota	2/27/1982	12	12	--
at Drake	11/29/1982	14	10	--
Marquette	12/8/1982	12	16	--
Ohio State	1/27/1983	15	12	--
at Michigan	3/10/1983	11	10	--
at Oregon State	12/10/1983	11	11	--
Colorado	12/19/1984	15	10	--
at Iowa State	1/14/1984	18	10	--
George Mason	12/1/1984	16	15	--
Purdue	1/3/1985	16	12	--
at Minnesota	1/12/1985	10	16	--
at Michigan	1/19/1985	12	11	--
Ohio State	2/28/1985	18	12	--

Cordell Pemsli (1)

Opponent	Date	Pts	Reb	Ast
Indiana	3/9/2017	14	11	--

Pierre Pierce (1)

Opponent	Date	Pts	Reb	Ast
Minnesota	2/28/2004	12	10	--

Luke Recker (1)

Opponent	Date	Pts	Reb	Ast
Boston University	11/14/2001	18	10	--

Jared Reiner (7)

Opponent	Date	Pts	Reb	Ast
Florida Atlantic	11/24/2002	15	14	--
Tennessee State	11/30/2002	10	14	--
at Ohio State	2/25/2003	16	10	--
at Indiana	3/1/2003	25	17	--
Northwestern	3/8/2003	20	12	--
Valparaiso	3/17/2003	11	10	--
UNC Asheville	11/23/2003	14	11	--

Guy Rucker (2)

Opponent	Date	Pts	Reb	Ast
North Texas	11/16/1997	10	11	--
vs. Puerto Rico	12/21/1997	10	10	--

Jess Settles (18)

Opponent	Date	Pts	Reb	Ast
Drake	11/30/1993	13	11	--
Dartmouth	12/20/1993	15	10	--
Cal-Irvine	12/29/1993	21	11	--
at Minnesota	3/5/1994	21	11	--
at Wisconsin	3/9/1994	29	14	--
Ohio State	3/12/1994	17	10	--
Ohio	12/3/1994	26	12	--
at Purdue	3/1/1995	13	11	--
Ohio	3/21/1995	11	10	--
Colgate	12/2/1995	10	12	--
at UNI	12/5/1995	20	15	--
Morehead State	12/23/1995	11	17	--
at Colorado	12/28/1995	20	10	--
Indiana	2/11/1996	10	11	--
at Illinois	2/24/1996	17	12	--
vs. George Washington	3/15/1996	21	15	--
vs. Arizona	3/17/1996	13	12	--
Illinois	1/7/1999	11	11	--

Sean Sondeleiter (1)

Opponent	Date	Pts	Reb	Ast
at Penn State	2/5/2003	18	11	--

Greg Stokes (23)

Opponent	Date	Pts	Reb	Ast
Navy	12/3/1982	16	11	--
Hawai'i	12/4/1982	22	10	--
Michigan State	1/5/1983	12	11	--
Indiana	1/29/1983	23	12	--
Purdue	2/10/1983	18	10	--
at Ohio State	2/19/1983	28	11	--
vs. Villanova	3/25/1983	22	11	--
Baylor	12/2/1983	23	12	--
Oregon State	12/3/1983	16	11	--
at Louisville	12/7/1983	16	14	--
Purdue	2/4/1984	11	11	--
Michigan	3/7/1984	14	13	--
Ark.-Little Rock	11/21/1984	18	10	--
Boston University	12/7/1984	20	10	--
Texas Tech	12/8/1984	22	11	--
Georgia State	12/12/1984	22	13	--
Illinois Wesleyan	12/15/1984	20	12	--
vs. Maryland	12/25/1984	29	10	--
Illinois	1/5/1985	24	11	--
at Michigan State	1/17/1985	27	11	--
at Indiana	1/31/1985	21	10	--
at Ohio State	2/2/1985	20	12	--
Ohio State	2/28/1985	29	11	--

Chris Street (17)

Opponent	Date	Pts	Reb	Ast
Chicago State	12/18/1990	11	12	--
Western Illinois	11/26/1991	13	12	--
Louisiana Tech	12/7/1991	14	14	--
at UNI	12/10/1991	16	10	--
at South Florida	12/28/1991	11	13	--
Michigan	1/9/1992	15	11	--
Illinois	1/15/1992	10	11	--
at Northwestern	1/22/1992	13	10	--
at Indiana	2/9/1992	12	16	--
at Illinois	2/23/1992	12	14	--
Mississippi Valley St.	12/1/1992	17	12	--
Iowa State	12/12/1992	12	10	--
vs. Eastern Michigan	12/21/1992	21	16	--
vs. Southern Illinois	12/22/1992	20	10	--
Texas Southern	12/28/1992	13	16	--
C. Connecticut St.	1/2/1993	12	13	--
Minnesota	1/13/1993	14	11	--

Harold Sullinger (2)

Opponent	Date	Pts	Reb	Ast
at Duquesne	12/9/1971	16	14	--
Northwestern	1/11/1972	14	15	--

Cyrus Tate (7)

Opponent	Date	Pts	Reb	Ast
Purdue	2/21/2007	11	10	--
at Michigan	1/19/2008	21	11	--
Northwestern	2/19/2008	18	11	--
vs. Michigan	3/13/2008	16	11	--
Oakland	11/23/2008	11	13	--
Indiana	1/3/2009	22	11	--
Penn State	3/7/2009	15	10	--

Ray Thompson (1)

Opponent	Date	Pts	Reb	Ast
Texas Southern	11/24/1989	26	10	--

Anthony Tucker (1)

Opponent	Date	Pts	Reb	Ast
SE Missouri State	11/25/2008	14	10	--

Dom Uhl (1)

Opponent	Date	Pts	Reb	Ast
UMKC	12/5/2015	14	10	--

Jarrold Uthoff (7)

Opponent	Date	Pts	Reb	Ast
UMES	11/14/2013	11	11	--
Fairleigh Dickinson	12/9/2013	10	10	--
North Florida	12/22/2014	10	12	--
Michigan State	1/8/2015	12	10	--
at Michigan State	1/14/2016	15	10	--
at Illinois	2/7/2016	18	12	--
Minnesota	2/14/2016	25	15	--

Reggie Vaughn (1)

Opponent	Date	Pts	Reb	Ast
Minnesota-Duluth	12/30/1972	10	11	--

Glenn Vidnovic (4)

Opponent	Date	Pts	Reb	Ast
vs. Notre Dame	3/14/1969	24	11	--
at Ohio State	2/21/1970	20	10	--
Ohio State	3/3/1970	22	14	--
at Northwestern	3/7/1970	25	10	--

Steve Waite (10)

Opponent	Date	Pts	Reb	Ast
Drake	12/30/1977	13	11	--
at Ohio State	1/7/1978	13	11	--
at Michigan	2/25/1978	17	16	--
Ohio State	3/2/1978	16	14	--
Kent State	11/25/1978	13	10	--
Wichita State	11/28/1978	15	11	--
at Detroit	12/8/1979	10	15	--
Minnesota	1/26/1980	14	10	--
vs. VCU	3/6/1980	17	10	--
Iowa State	12/20/1980	12	14	--

Nate Washington (3)

Opponent	Date	Pts	Reb	Ast
Kentucky	12/14/1973	10	13	--
UW-Green Bay	12/29/1973	12	10	--
Minnesota	2/5/1974	13	13	--

Jay Webb (2)

Opponent	Date	Pts	Reb	Ast
Amer.-Puerto Rico	12/20/1992	12	12	--
vs. Eastern Michigan	12/21/1992	18	10	--

Aaron White (16)

Opponent	Date	Pts	Reb	Ast
Chicago State	11/11/2011	19	10	--
at Northwestern	2/9/2012	19	10	--
at Penn State	2/16/2012	16	10	--
Dayton	3/13/2012	25	11	--
Gardner-Webb	11/17/2012	13	10	--
at Virginia Tech	11/27/2012	21	10	--
at Nebraska	2/23/2013	15	13	--

Indiana State	3/20/2013	11	13	--
Omaha	11/10/2013	20	15	--
at Iowa State	12/13/2013	25	17	--
Northwestern	1/9/2014	18	10	--
Purdue	3/2/2014	15	10	--
vs. Syracuse	11/21/2014	15	12	--
at Nebraska	2/22/2015	18	11	--
at Penn State	2/28/2015	21	14	--
vs. Penn State	3/12/2015	21	13	--

Joe Wieskamp (4)

Opponent	Date	Pts	Reb	Ast
Pittsburgh	11/27/2018	18	11	--
vs. Penn State	1/4/2020	23	10	--
Maryland	1/10/2020	26	11	--
Wisconsin	1/27/2020	12	10	--

James Winters (4)

Opponent	Date	Pts	Reb	Ast
Drake	11/30/1993	16	11	--
Lehigh	12/3/1993	24	11	--
Duke	12/22/1993	22	10	--
Indiana	1/11/1994	14	10	--

Adam Woodbury (9)

Opponent	Date	Pts	Reb	Ast
North Dakota St.	11/17/2014	10	11	--
Ohio State	1/7/2015	13	10	--
vs. Notre Dame	11/27/2015	14	10	--
Florida State	12/2/2015	11	10	--
at Rutgers	1/21/2016	12	11	--
Purdue	1/24/2016	13	10	--
at Maryland	1/28/2016	11	10	--
at Illinois	2/7/2016	10	14	--
at Indiana	2/11/2016	13	15	--

Andre Woolridge (3)

Opponent	Date	Pts	Reb	Ast
Illinois	2/1/1995	18	--	10
vs. DePaul	3/15/1995	17	--	10
vs. Virginia	3/13/1997	17	--	10

Glen Worley (6)

Opponent	Date	Pts	Reb	Ast
Kansas State	12/22/2001	11	12	--
Michigan	2/23/2002	14	10	--
Penn State	2/15/2003	15	10	--
Indiana	2/19/2003	11	13	--
Wisconsin	2/22/2003	14	14	--
at Ohio State	2/18/2004	12	10	--

Gerry Wright (6)

Opponent	Date	Pts	Reb	Ast
Ark.-Little Rock	11/24/1984	23	11	--
Wisconsin	1/26/1985	19	10	--
vs. Ark.-Little Rock	11/25/1985	16	13	--
Michigan	2/14/1985	14	11	--
Northwestern	2/22/1986	11	11	--
at Ohio State	2/26/1986	17	14	--



Kevin Kunnert is Iowa's all-time leader in double-doubles with 48 (1971-73).



2020 Big Ten Player of the Year Luka Garza registered 15 double-doubles a year ago, the third highest total in a single season by a Hawkeye over the last 30 decades.

**Career 1,000 Points and 500 Rebounds**

Player	Points	Rebounds
1. Roy Marble (1986-89)	2,116	668
2. Aaron White (2012-15)	1,859	901
3. Acie Earl (1990-93)	1,779	811
4. Greg Stokes (1982-85)	1,768	807
5. Jess Settles (1994-97, '99)	1,611	747
6. Luka Garza (2018-20)	1,559	660
7. Don Nelson (1960-62)	1,522	784
8. Greg Brunner (2003-06)	1,516	990
9. Jeff Horner (2003-06)	1,502	563
10. Ed Horton (1986-89)	1,372	876
11. Bruce King (1975-77)	1,361	852
12. Tyler Cook (2017-present)	1,315	619
13. Jarrod Uthoff (2014-16)	1,298	579
14. Kenyon Murray (1993-96)	1,230	566
15. Kevin Boyle (1979-82)	1,189	674
16. Dave Gunther (1957-59)	1,188	690
17. Bill Logan (1954-56)	1,188	553
18. John Johnson (1969-70)	1,172	509
19. Kevin Kunenrt (1971-73)	1,145	914
20. Melsahn Basabe (2011-14)	1,119	752
21. Michael Payne (1982-85)	1,118	857
22. Ryan Bowen (1995-98)	1,090	804
23. Glen Worley (2001-04)	1,060	552
24. Reggie Evans (2001-02)	1,054	794
25. Carl Cain (1954-56)	1,054	501
26. Gerry Jones (1965-67)	1,039	665
27. George Peeples (1964-66)	1,025	654

1,000 Points and 100 Steals

Player	Points	Steals
1. Roy Marble (1986-89)	2,116	179
2. Aaron White (2012-15)	1,859	149
3. Acie Earl (1990-93)	1,779	111
4. Greg Stokes (1982-83)	1,768	110
5. B.J. Armstrong (1986-89)	1,705	171
6. Roy Devyn Marble (2011-14)	1,694	176
7. Matt Gatens (2009-12)	1,635	141
8. Jess Settles (1994-97, '99)	1,611	154
9. Adam Haluska (2005-07)	1,578	113
10. Dean Oliver (1998-2001)	1,561	205
11. Andre Woolridge (1995-97)	1,525	123
12. Jeff Horner (2003-06)	1,502	166
13. James Moses (1989-92)	1,343	139
14. Kenyon Murray (1993-96)	1,230	200
15. Val Barnes (1991-93)	1,181	119
16. Bob Hansen (1980-83)	1,145	100
17. Michael Payne (1982-85)	1,118	115
18. Ryan Bowen (1995-98)	1,090	208
19. Mike Gesell (2013-16)	1,072	160
20. Steve Carfino (1981-84)	1,037	178
21. Peter Jok (2014-17)	1,508	102

1,000 Points and 400 Assists

Player	Points	Assists
1. B.J. Armstrong (1986-89)	1,705	517
2. Ronnie Lester (1977-80)	1,675	480
3. Dean Oliver (1998-2001)	1,561	561
4. Andre Woolridge (1995-97)	1,525	575
5. Jeff Horner (2003-06)	1,502	612
6. Jordan Bohannon (2017-present)	1,310	504
7. Mike Gesell (2013-16)	1,072	557

1,000 Points and 100 Blocked Shots

Player	Points	Blocks
1. Acie Earl (1990-93)	1,779	365
2. Greg Stokes (1982-85)	1,768	228
3. Luka Garza (2018-20)	1,559	104

4. Greg Brunner (2003-06)	1,516	104
5. Jarrod Uthoff (2014-16)	1,298	177
6. Melsahn Basabe (2011-14)	1,119	148
7. Michael Payne (1982-85)	1,118	232
8. Ryan Bowen (1995-98)	1,090	124

Top Scoring Tandems in a Single Season

1,279	Roy Marble (675); Ed Horton (604)	1989
1,178	John Johnson (699); Chad Calabria (479)	1970
1,175	Luka Garza (740); Joe Wieskamp (435)	2020
1,138	Jarrod Uthoff (624); Peter Jok (514)	2016
1,125	Luke Recker (600); Reggie Evans (525)	2002
1,114	B.J. Armstrong (592); Roy Marble (522)	1988
1,106	Scott Thomson (567); Bruce King (539)	1976
1,098	Adam Haluska (637); Tyler Smith (461)	2007
1,051	Reggie Evans (529); Dean Oliver (522)	2001
1,042	Roy Devyn Marble (554); Aaron White (488)	2013
1,024	Greg Stokes (548); Bob Hansen (476)	1983
1,014	Chris Kingsbury (553); Andre Woolridge (461)	1995
1,011	Acie Earl (542); Val Barnes (469)	1993

Most 500 Point Scorers in a Season

1989	Roy Marble (675); Ed Horton (604); B.J. Armstrong (596)
2016	Jarrod Uthoff (624); Peter Jok (514)

Most 400 Point Scorers in a Season

1970	4	John Johnson (699); Chad Calabria (479); Glenn Vidnovic (433); Fred Brown (429)
1988	4	B.J. Armstrong (592); Roy Marble (522); Bill Jones (442); Jeff Moe (437)
1989	3	Roy Marble (675); Ed Horton (604); B.J. Armstrong (596)
1976	3	Scott Thompson (567); Bruce King (539); Dan Frost (496)
1995	3	Chris Kingsbury (553); Andre Woolridge (461); Jess Settles (405)
2005	3	Greg Brunner (485); Adam Haluska (467); Jeff Horner (463)
1967	3	Sam Williams (549); Gerry Jones (448); Tom Chapman (402)
1987	3	Roy Marble (520); B.J. Armstrong (434); Kevin Gamble (418)
2006	3	Greg Brunner (481); Adam Haluska (474); Jeff Horner (407)
2018	3	Tyler Cook (506); Jordan Bohannon (445); Luka Garza (400)
1996	3	Jess Settles (484); Russ Millard (439); Andre Woolridge (419)
2019	3	Tyler Cook (478); Luka Garza (419); Jordan Bohannon (405)

Two 500 Point Seasons

1.	Roy Marble	1986-87 (520), 1987-88 (522), 1988-89 (675)
2.	Acie Earl	1990-91 (520), 1991-92 (586), 1992-93 (542)
3.	Greg Stokes	1982-83 (548), 1984-85 (638)
4.	B.J. Armstrong	1987-88 (592), 1988-89 (596)
5.	Devyn Marble	2012-13 (554), 2013-14 (550)
6.	Ronnie Lester	1977-78 (536), 1978-79 (524)
7.	Don Nelson	1960-61 (570), 1961-62 (571)
8.	Bruce King	1975-76 (539), 1976-77 (524)
9.	Sam Williams	1966-67 (544), 1967-68 (632)
10.	Reggie Evans	2000-01 (529), 2001-02 (525)

Three 500 Point Seasons

1.	Roy Marble	1986-87 (520), 1987-88 (522), 1988-89 (675)
2.	Acie Earl	1990-91 (520), 1991-92 (586), 1992-93 (542)

Three 400 Point Seasons

1.	Roy Marble	1986-87 (520), 1987-88 (522), 1988-89 (675)
2.	Aaron White	2012-13 (488), 2013-14 (424), 2014-15 (558)
3.	Acie Earl	1990-91 (520), 1991-92 (586), 1992-93 (542)
4.	Greg Stokes	1982-83 (548), 1983-84 (417), 1984-85 (638)
5.	B.J. Armstrong	1986-87 (434), 1987-88 (592), 1988-89 (596)
6.	Luka Garza	2017-18 (400); 2018-19 (419); 2019-20 (740)
7.	Devyn Marble	2011-12 (402), 2012-13 (554), 2013-14 (550)
8.	Jess Settles	1993-94 (414), 1994-95 (405), 1995-96 (484)
9.	Adam Haluska	2004-05 (467), 2005-06 (474), 2006-07 (637)
10.	Andre Woolridge	1994-95 (461), 1995-96 (419), 1996-97 (645)

Three 200 Rebound Seasons

1.	Aaron White	2012-13 (234), 2013-14 (220), 2014-15 (248)
2.	Don Nelson	1959-60 (241), 1960-61 (258), 1961-62 (285)
3.	Greg Brunner	2003-04 (239), 2004-05 (275), 2005-06 (314)
4.	Bruce King	1974-75 (228), 1975-76 (292), 1976-77 (332)
5.	Kevin Kunnert	1970-71 (227), 1971-72 (353), 1972-73 (334)
6.	Michael Payne	1981-82 (201), 1982-83 (233), 1984-85 (235)

Four 100 Assist Seasons

1.	Dean Oliver	1997-98 (131), 1998-99 (136), 1999-00 (126), 2000-01 (168)
2.	Jeff Horner	2002-03 (140), 2003-04 (123), 2004-05 (180), 2005-06 (169)

Three 100 Assist Seasons

1.	Dean Oliver	1997-98 (131), 1998-99 (136), 1999-00 (126), 2000-01 (168)
2.	Jeff Horner	2002-03 (140), 2003-04 (123), 2004-05 (180), 2005-06 (169)
3.	B.J. Armstrong	1986-87 (148), 1987-88 (155), 1988-89 (173)
4.	Jordan Bohannon	2016-17 (175), 2017-18 (178); 2018-19 (118)
5.	Roy Devyn Marble	2011-12 (126), 2012-13 (112), 2013-14 (118)
6.	Andre Woolridge	1994-95 (190), 1995-96 (193), 1996-97 (192)
7.	Mike Gesell	2013-14 (128), 2014-15 (135), 2015-16 (205)

Four 40 Steal Seasons

1.	Kenyon Murray	1992-93 (45), 1993-94 (56), 1994-95 (58), 1995-96 (41)
----	---------------	--

Three 40 Steal Seasons

1.	Kenyon Murray	1992-93 (45), 1993-94 (56), 1994-95 (58), 1995-96 (41)
2.	Dean Oliver	1997-98 (42), 1998-99 (51), 1999-00 (62), 2000-01 (50)
3.	B.J. Armstrong	1986-87 (50), 1987-88 (58), 1988-89 (55)
4.	Roy Devyn Marble	2011-12 (53), 2012-13 (42), 2013-14 (60)
5.	Jess Settles	1993-94 (40), 1994-95 (41), 1995-96 (48)
6.	Jeff Horner	2002-03 (40), 2004-05 (47), 2005-06 (41)
7.	Mike Gesell	2012-13 (40), 2013-14 (43), 2015-16 (44)

Four 40 Block Seasons

1.	Acie Earl	1989-90 (50), 1990-91 (106), 1991-92 (121), 1992-93 (62)
----	-----------	--

Three 40 Block Seasons

1.	Acie Earl	1981-82 (50), 1982-83 (78), 1983-84 (58), 1984-85 (62)
2.	Greg Stokes	1982-83 (78), 1983-84 (58), 1984-85 (62)
3.	Erek Hansen	2003-04 (40), 2004-05 (83), 2005-06 (89)

500 Points and 300 Rebounds in a Season

	Player, Season	Points	Rebounds
1.	Luka Garza, 2019-20	740	305
2.	Ed Horton, 1988-89	604	350
3.	Bruce King, 1976-77	524	332
4.	Reggie Evans, 2000-01	529	416
5.	Reggie Evans, 2001-02	525	378

500 Points and 250 Rebounds in a Season

	Player, Season	Points	Rebounds
1.	Luka Garza, 2019-20	740	305
2.	Acie Earl, 1992-93	542	286
3.	Greg Stokes, 1984-85	638	268
4.	Don Nelson, 1960-61	570	258
5.	Don Nelson, 1961-62	571	285
6.	Ed Horton, 1988-89	604	350
7.	Bruce King, 1975-76	539	292
8.	Bruce King, 1976-77	524	332
9.	Sam Williams, 1967-68	632	273
10.	John Johnson, 1969-70	699	253
11.	Reggie Evans, 2000-01	529	416
12.	Reggie Evans, 2001-02	525	378

500 Points and 100 Assists in a Season

	Player, Season	Points	Assists
1.	B.J. Armstrong, 1987-88	592	155
2.	B.J. Armstrong, 1988-89	550	118
3.	Roy Devyn Marble, 2012-13	554	112
4.	Roy Devyn Marble, 2012-13	550	118
5.	Ronnie Lester, 1977-78	536	163
6.	Ronnie Lester, 1977-78	524	147
7.	Dean Oliver, 2000-01	522	168
8.	Andre Woolridge, 1996-97	645	192

400 Points and 100 Assists in a Season

	Player, Season	Points	Assists
1.	B.J. Armstrong, 1986-87	434	148
2.	B.J. Armstrong, 1987-88	592	155
3.	B.J. Armstrong, 1988-89	550	118
4.	Kenny Arnold, 1979-80	444	142
5.	Jordan Bohannon, 2017-18	445	178
6.	Jordan Bohannon, 2018-19	405	118
7.	Jeff Horner, 2004-05	463	180
8.	Jeff Horner, 2005-06	407	169
9.	Roy Devyn Marble, 2011-12	402	126
10.	Roy Devyn Marble, 2012-13	554	112
11.	Roy Devyn Marble, 2012-13	550	118
12.	Ronnie Lester, 1977-78	536	163
13.	Ronnie Lester, 1977-78	524	147
14.	Dean Oliver, 1999-2000	408	126
15.	Dean Oliver, 2000-01	522	168
16.	Andre Woolridge, 1994-95	461	190
17.	Andre Woolridge, 1995-96	419	193
18.	Andre Woolridge, 1996-97	645	192

500 Points and 50 Steals in a Season

	Player, Season	Points	Steals
1.	Roy Marble, 1987-88	522	59
2.	B.J. Armstrong, 1987-88	592	58
3.	B.J. Armstrong, 1988-89	596	55
4.	Roy Devyn Marble, 2013-14	550	60
5.	Dean Oliver, 2000-01	522	50
6.	Reggie Evans, 2001-02	525	54

500 Points and 50 Blocks in a Season

	Player, Season	Points	Blocks
1.	Luka Garza, 2019-20	740	55
2.	Acie Earl, 1990-91	520	106
3.	Acie Earl, 1991-92	586	121
4.	Greg Stokes, 1982-83	548	78
5.	Greg Stokes, 1984-85	638	62
6.	Jarrod Uthoff, 2015-16	624	86

**Points**

Based on total points

Year	Player	No.	Avg
1939	Ben Stephens	215	13.4
1940	Vic Siegel	189	9.0
1941	Vic Siegel	194	9.7
1942	Tom Chapman	245	12.3
1943	Ben Trickey	229	13.5
1944	Dick Ives	327	18.2
1945	Dick Ives	217	12.1
1946	Dick Ives	187	10.4
1947	Murray Wier	272	15.1
1948	Murray Wier *	399	21.0
1949	Charlie Mason	146	7.8
1950	Frank Calsbeek	333	15.1
1951	Charles Darling	358	16.3
1952	Charles Darling *	561	25.5
1953	Deacon Davis	327	14.9
1954	Bill Logan	315	14.3
1955	Bill Logan	413	15.9
1956	Bill Logan	460	17.7
1957	Dave Gunther	271	12.3
1958	Dave Gunther	435	19.8
1959	Dave Gunther	482	21.9
1960	Don Nelson	380	15.8
1961	Don Nelson	570	23.7
1962	Don Nelson	572	23.8
1963	Dave Roach	289	12.0
1964	Dave Roach	367	15.9
1965	Chris Pervall	507	21.1
1966	Chris Pervall	458	19.1
1967	Sam Williams	544	22.6
1968	Sam Williams	632	25.3
1969	John Johnson	473	19.7
1970	John Johnson *	699	27.9
1971	Fred Brown	662	27.6
1972	Rick Williams	469	19.5
1973	Kevin Kunnert	460	19.2
1974	Candy LaPrince	457	19.0
1975	Bruce King	298	11.5
1976	Scott Thompson	567	19.5
1977	Bruce King	524	21.0
1978	Ronnie Lester	536	19.9
1979	Ronnie Lester	524	18.7
1980	Kenny Arnold	444	13.5
1981	Vince Brookins	411	14.7
1982	Michael Payne	308	11.4
1983	Greg Stokes	548	17.7
1984	Greg Stokes	417	14.9
1985	Greg Stokes	638	19.9
1986	Roy Marble	399	12.5
1987	Roy Marble	520	14.9
1988	B.J. Armstrong	592	17.4
1989	Roy Marble	675	20.5
1990	Les Jepsen	417	14.9
1991	Acie Earl	520	16.3
1992	Acie Earl	586	19.5
1993	Acie Earl	542	16.9
1994	James Winters	414	18.0
	Jess Settles	414	15.3
1995	Chris Kingsbury	553	16.8
1996	Jess Settles	484	15.1
1997	Andre Woolridge *	645	20.2
1998	Ricky Davis	464	15.0
1999	Dean Oliver	357	11.9
2000	Dean Oliver	408	13.6
2001	Reggie Evans	529	15.1
2002	Luke Recker	600	17.1
2003	Chauncey Leslie	490	15.8
2004	Pierre Pierce	468	16.1
2005	Greg Brunner	485	14.7
2006	Greg Brunner	481	14.1
2007	Adam Haluska *	637	20.5
2008	Justin Johnson	378	11.8
2009	Jake Kelly	372	11.6
2010	Matt Gatens	385	12.3
2011	Matt Gatens	366	12.6
2012	Matt Gatens	518	15.2
2013	Roy Devyn Marble	554	15.0
2014	Roy Devyn Marble	560	17.0
2015	Aaron White	558	16.4
2016	Jarrold Uthoff	624	18.9
2017	Peter Jok	636	19.9
2018	Tyler Cook	506	15.3
2019	Tyler Cook	478	14.5
2020	Luka Garza *	740	23.9

* -- Big Ten scoring leader

Rebounds

Based on total rebounds

Year	Player	No.	Avg
1951	Charles Darling	387	17.6
1952	not available		
1953	not available		
1954	not available		
1955	Bill Logan	285	11.0
1956	Bill Logan	268	10.3
1957	Dave Gunther	197	8.9
1958	Nolden Gentry	241	10.9
1959	Dave Gunther	243	12.1
1960	Don Nelson	241	10.0
1961	Don Nelson	258	10.8
1962	Don Nelson	285	11.9
1963	Dave Roach	162	6.8
1964	Dave Roach	162	7.0
1965	George Peeples	249	10.4
1966	George Peeples	260	10.8
1967	Gerry Jones	257	10.7
1968	Sam Williams	273	10.9
1969	John Johnson	256	10.7
1970	John Johnson	253	10.1
1971	Kevin Kunnert	227	9.4
1972	Kevin Kunnert	353	14.7
1973	Kevin Kunnert	334	13.9
1974	Neil Fegebank	162	6.8
1975	Bruce King	228	8.8
1976	Bruce King	292	10.1
1977	Bruce King	332	12.3
1978	Clay Hargrave	267	9.9
1979	William Mayfield	236	8.4
1980	Steve Krafcsin	211	6.4
1981	Steve Krafcsin	179	6.4
1982	Michael Payne	201	6.9
1983	Michael Payne	233	7.5
1984	Greg Stokes	193	6.9
1985	Greg Stokes	268	8.4
1986	Gerry Wright	204	6.6
1987	Brad Lohaus	268	7.7
1988	Kent Hill	222	6.5
1989	Ed Horton	350	10.6
1990	Les Jepsen	281	10.0
1991	Acie Earl	213	6.7
1992	Chris Street	247	8.2
1993	Acie Earl	286	8.9
1994	Jess Settles	203	7.5
1995	Jim Bartels	204	6.2
1996	Jess Settles	239	7.5
1997	Ryan Bowen	264	9.1
1998	Ryan Bowen	271	8.7
1999	Jess Settles	133	4.8
2000	Jacob Jaacks	220	7.3
2001	Reggie Evans *	416	11.9
2002	Reggie Evans	378	11.1
2003	Jared Reiner	231	8.3
2004	Greg Brunner	239	8.2
2005	Greg Brunner	275	8.3
2006	Greg Brunner	314	9.2
2007	Tyler Smith	153	4.9
2008	Cyrus Tate	166	5.4
2009	Cyrus Tate	131	5.7
2010	Aaron Fuller	172	6.2
2011	Melsahn Basabe	210	6.8
2012	Aaron White	180	5.7
2013	Aaron White	234	6.2
2014	Aaron White	220	6.7
2015	Aaron White	248	7.3
2016	Adam Woodbury	273	8.3
2017	Nicholas Baer	197	5.8
2018	Tyler Cook	224	6.8
2019	Tyler Cook	252	7.6
2020	Luka Garza	305	9.8

Field Goal Percentage

Minimum of four att./game

Year	Player	FG%	FG-FGA
1947	Noble Jorgensen	.322	46-143
1948	Murray Wier	.354	152-429
1949	Franklin Calsbeek	.333	40-120
1950	Franklin Calsbeek	.341	127-372
1951	Charles Darling	.372	139-376
1952	Charles Darling	.417	204-489
1953	Chuck Jarnagin	.319	68-219
1954	Carl Cain	.427	106-248

1955	McKinley Davis	.479	92-192
1956	Bill Logan	.440	175-420
1957	Jim McConnell	.393	79-201
1958	Dave Gunther	.448	169-377
1959	Dave Gunther	.426	169-393
1960	Mike Heitman	.458	104-227
1961	Don Nelson	.522	197-377
1962	Don Nelson	.554	193-348
1963	Dave Roach	.455	117-257
1964	Dave Roach	.397	145-397
1965	George Peeples	.511	156-305
1966	George Peeples	.515	171-332
1967	Tom Chapman	.526	146-274
1968	Sam Williams	.461	219-475
1969	Ben McGilmer	.529	109-206
1970	John Johnson	.569	289-508
1971	Fred Brown	.501	268-535
1972	Kevin Kunnert	.516	180-349
1973	Kevin Kunnert	.545	198-363
1974	Neil Fegebank	.495	148-299
1975	Fred Haberecht	.469	97-209
1976	Dan Frost	.538	203-337
1977	Bruce King	.473	198-419
1978	Clay Hargrave	.520	117-225
1979	William Mayfield	.493	148-300
1980	Steve Krafcsin	.536	155-289
1981	Steve Krafcsin	.549	124-226
1982	Steve Carfino	.562	100-178
1983	Greg Stokes	.543	219-403
1984	Greg Stokes	.574	163-284
1985	Greg Stokes	.547	262-479
1986	Gerry Wright	.592	138-233
1987	Roy Marble	.557	199-357
1988	Kent Hill	.607	91-150
1989	Ray Thompson	.597	148-248
1990	Les Jepsen	.622	155-249
1991	Rodell Davis	.592	109-184
1992	Chris Street	.564	114-202
1993	Acie Earl	.505	203-402
1994	Jess Settles	.574	156-272
1995	Jim Bartels	.504	128-254
1996	Russ Millard	.609	151-248
1997	Ryan Bowen	.553	120-217
1998	Ryan Bowen	.603	164-272
1999	Joey Range	.525	85-162
2000	Jacob Jaacks	.468	123-263
2001	Duez Henderson	.514	75-146
2002	Reggie Evans	.496	169-341
2003	Jared Reiner	.541	92-170
2004	Greg Brunner	.549	123-224
2005	Greg Brunner	.512	175-342
2006	Erek Hansen	.581	93-160
2007	Seth Gorney	.575	77-134
2008	Cyrus Tate	.667	86-129
2009	Jeff Peterson	.450	81-180
2010	Jarryd Cole	.566	103-182
2011	Melsahn Basabe	.572	131-229
2012	Melsahn Basabe	.524	109-208
2013	Adam Woodbury	.488	81-166
2014	Aaron White	.584	143-245
2015	Aaron White	.521	171-328
2016	Adam Woodbury	.550	94-171
2017	Cordell Pemsl	.617	116-188
2018	Tyler Cook	.566	192-339
2019	Ryan Kriener	.539	76-141
2020	Ryan Kriener	.544	92-169

3-Pt. Field Goal Percentage

Minimum of one 3-pt. FGA per game

Year	Player	FG%	FG-FGA
1983	Steve Carfino	.454	30-66
1987	B.J. Armstrong	.519	28-54
1988	B.J. Armstrong	.453	62-137
1989	B.J. Armstrong	.397	46-116
1990	Troy Skinner	.267	16-60
1991	Troy Skinner	.472	42-89
1992	Troy Skinner	.360	18-50
1993	Wade Lookingbill	.377	20-53
1994	Jim Bartels	.374	49-131
1995	Jim Bartels	.413	59-143
1996	Jess Settles	.348	40-115
1997	Kent McCausland	.522	70-134
1998	J.R. Koch	.471	16-34
1999	Kent McCausland	.421	59-140
2000	Rob Griffin	.401	57-142



2001	Luke Recker	.431	47-109
2002	Ryan Hogan	.471	33-70
2003	Brody Boyd	.309	55-178
2004	Jeff Horner	.425	65-153
2005	Jeff Horner	.408	86-211
2006	Jeff Horner	.348	70-201
2007	Justin Johnson	.455	45-99
2008	Jake Kelly	.408	30-69
2009	Matt Gatens	.403	52-129
2010	Devan Bawinkel	.381	32-84
2011	Matt Gatens	.331	54-163
2012	Zach McCabe	.449	22-49
2013	Roy Devyn Marble	.327	49-150
2014	Jarrod Uthoff	.425	17-40
2015	Anthony Clemmons	.373	22-59
2016	Dom Uhl	.450	27-60
2017	Brady Ellingson	.471	32-68
2018	Jordan Bohannon	.430	96-223
2019	Joe Wieskamp	.424	59-139
2020	CJ Fredrick	.461	47-102

Free Throw Percentage

Minimum of two att./game

Year	Player	FT%	FT-FTA
1939	Ben Stephens	.707	75-106
1940	Dick Evans	.758	25-33
1941	Vic Siegel	.750	60-80
1942	Tom Chapman	.726	69-95
1943	Tom Chapman	.766	46-60
1944	Dick Ives	.602	41-68
1945	Clayton Wilkinson	.632	43-68
1946	Murray Wier	.629	39-62
1947	Murray Wier	.667	62-93
1948	Leonard Metcalfe	.750	27-36
1949	Al Weiss	.637	37-58
1950	Bob Vollers	.633	33-57
1951	Charles Darling	.667	80-120
1952	Charles Darling	.702	153-218
1953	Herb Thompson	.666	78-117
1954	Bill Logan	.659	83-126
1955	Bill Seaberg	.788	82-104
1956	Bill Seaberg	.780	110-141
1957	Dave Gunther	.685	87-127
1958	Dave Gunther	.688	97-141
1959	Dave Gunther	.737	112-152
1960	Mike Heitman	.837	41-49
1961	Don Nelson	.656	176-268
1962	Don Nelson	.704	186-264
1963	Jimmy Rodgers	.800	92-115
1964	Jimmy Rodgers	.829	87-105
1965	Jimmy Rodgers	.845	93-110
1966	Chris Pervall	.751	130-173
1967	Tom Chapman	.870	114-131
1968	Sam Williams	.732	194-265
1969	Glenn Vidnovic	.862	163-189
1970	Glenn Vidnovic	.875	133-152
1971	Fred Brown	.829	126-152
1972	Rick Williams	.863	113-131
1973	Rick Williams	.851	63-74
1974	John Hairston	.702	40-57
1975	Larry Moore	.794	50-63
1976	Cal Wulfsberg	.818	63-77
1977	Dick Peth	.819	86-105
1978	Ronnie Lester	.746	132-177
1979	Ronnie Lester	.845	136-161
1980	Ronnie Lester	.800	80-100
1981	Vince Brookins	.798	75-94
1982	Kenny Arnold	.784	91-116
1983	Bob Hansen	.760	98-129
1984	Steve Carfino	.757	56-74
1985	Jeff Moe	.778	49-63
1986	Bill Jones	.802	65-81
1987	B.J. Armstrong	.794	100-126
1988	B.J. Armstrong	.849	124-146
1989	B.J. Armstrong	.833	160-192
1990	Troy Skinner	.841	53-63
1991	Troy Skinner	.845	98-116
1992	Val Barnes	.862	81-94
1993	Wade Lookingbill	.828	72-87
1994	Chris Kingsbury	.821	46-56
1995	Chris Kingsbury	.803	98-122
1996	Russ Millard	.799	115-144
1997	Andre Woolridge	.749	155-207
1998	Dean Oliver	.762	96-126
1999	Jess Settles	.783	54-69

2000	Kyle Galloway	.841	69-82
2001	Luke Recker	.856	77-90
2002	Luke Recker	.885	108-122
2003	Chauncey Leslie	.781	107-137
2004	Jeff Horner	.860	98-114
2005	Adam Haluska	.808	105-130
2006	Adam Haluska	.848	112-132
2007	Adam Haluska	.870	167-192
2008	Jeff Peterson	.733	44-60
2009	Matt Gatens	.904	75-83
2010	Matt Gatens	.832	84-101
2011	Matt Gatens	.874	76-87
2012	Matt Gatens	.854	111-130
2013	Roy Devyn Marble	.810	153-189
2014	Aaron White	.807	130-161
2015	Aaron White	.819	195-238
2016	Peter Jok	.852	92-108
2017	Peter Jok	.911	154-169
2018	Jordan Bohannon	.904	75-83
2019	Jordan Bohannon	.872	102-117
2020	Joe Wieskamp	.856	95-111

Blocked Shots

(Based on total blocks)

Year	Player	No.	Avg
1980	Steve Krafcisin	23	0.6
1981	Steve Waite	16	0.6
1982	Greg Stokes	30	1.0
1983	Greg Stokes	79	2.5
1984	Greg Stokes	58	2.1
1985	Greg Stokes	62	1.9
1986	Gerry Wright	33	1.1
1987	Brad Lohaus	37	1.1
1988	Kent Hill	11	0.3
1989	Les Jepsen	28	0.9
1990	Acie Earl	50	2.3
1991	Acie Earl	106	3.3
1992	Acie Earl *	121	4.0
1993	Acie Earl	88	2.8
1994	James Winters	26	1.1
1995	Ryan Bowen	34	1.0
1996	Russ Millard	25	0.8
1997	Guy Rucker	39	1.2
1998	Ryan Bowen	41	1.3
1999	J.R. Koch	32	1.1
2000	Jacob Jaacks	13	0.4
2001	Reggie Evans	21	0.6
2002	Glen Worley	31	0.9
2003	Jared Reiner	34	1.2
	Glen Worley	34	1.1
2004	Erek Hansen	40	1.8
2005	Erek Hansen	83	2.6
2006	Erek Hansen	89	2.6
2007	Kurt Looby	53	1.7
2008	Kurt Looby	43	1.3
2009	Cyrus Tate	13	0.6
2010	Eric May	26	0.8
2011	Melsahn Basabe	41	1.3
2012	Melsahn Basabe	36	1.0
2013	Melsahn Basabe	45	1.2
2014	Gabriel Olaseni	43	1.3
2015	Jarrod Uthoff	56	1.6
2016	Jarrod Uthoff	86	2.6
2017	Nicholas Baer	48	1.4
2018	Luka Garza	32	0.9
2019	Nicholas Baer	36	1.0
2020	Luka Garza	55	1.8

Steals (Based on total steals)

Year	Player	No.	Avg
1980	Kevin Boyle	58	1.7
1981	Kevin Boyle	38	1.4
1982	Steve Carfino	44	1.5
1983	Steve Carfino	54	1.7
1984	Steve Carfino	66	2.3
1985	Greg Stokes	48	1.5
1986	Andre Banks	66	2.1
1987	B.J. Armstrong	50	1.4
1988	Bill Jones	72	2.1
1989	B.J. Armstrong	59	1.8
1990	James Moses	43	1.5
1991	Kevin Smith	41	1.3
1992	James Moses	47	1.6
1993	Kenyon Murray	45	1.4

1994	Kenyon Murray	56	2.1
1995	Jim Bartels	70	2.1
1996	Mon'ter Glasper	50	1.6
1997	Ryan Bowen	55	1.9
1998	Ryan Bowen *	79	2.5
1999	Dean Oliver	51	1.7
2000	Dean Oliver	62	2.1
2001	Dean Oliver	50	1.4
2002	Luke Recker	56	1.6
2003	Chauncey Leslie	45	1.5
2004	Brody Boyd	68	2.3
2005	Jeff Horner	47	1.4
2006	Jeff Horner	41	1.4
2007	Tyler Smith	45	1.5
2008	Tony Freeman	22	1.0
2009	Jake Kelly	33	1.0
2010	Eric May	34	1.1
2011	Matt Gatens	38	1.3
2012	Roy Devyn Marble	53	1.5
2013	Mike Gesell	40	1.2
2014	Roy Devyn Marble	60	1.8
2015	Aaron White	45	1.3
2016	Mike Gesell	44	1.3
2017	Nicholas Baer	43	1.3
2018	Nicholas Baer	27	1.0
2019	Nicholas Baer	34	1.0
2020	Joe Toussaint	36	1.2

Assists (Based on total assists)

Year	Player	No.	Avg
1975	Larry Moore	70	2.7
1976	Cal Wulfsberg	191	9.0
1977	Cal Wulfsberg	110	4.1
1978	Ronnie Lester	163	6.1
1979	Ronnie Lester	147	5.3
1980	Kenny Arnold	142	4.3
1981	Kenny Arnold	110	3.9
1982	Kevin Boyle	101	3.5
1983	Steve Carfino	134	4.3
1984	Andre Banks	83	3.3
1985	Andre Banks	104	3.5
1986	Andre Banks	119	3.7
1987	B.J. Armstrong	148	4.2
1988	B.J. Armstrong	155	4.6
1989	B.J. Armstrong	173	5.4
1990	Troy Skinner	107	3.8
1991	Troy Skinner	109	3.4
1992	Kevin Smith	110	4.8
1993	Kevin Smith	110	3.9
1994	Mon'ter Glasper	140	5.2
1995	Andre Woolridge	190	5.8
1996	Andre Woolridge	193	6.0
1997	Andre Woolridge	192	6.0
1998	Dean Oliver	131	4.2
1999	Dean Oliver	136	4.5
2000	Dean Oliver	126	4.2
2001	Dean Oliver	168	4.8
2002	Pierre Pierce	114	3.2
2003	Jeff Horner	140	4.5
2004	Jeff Horner	123	4.2
2005	Jeff Horner	180	5.5
2006	Jeff Horner	169	5.6
2007	Tony Freeman	116	3.7
2008	Jeff Peterson	92	3.1
2009	Jeff Peterson	106	4.2
2010	Cully Payne	122	3.8
2011	Bryce Cartwright	182	5.9
2012	Bryce Cartwright	154	4.8
2013	Roy Devyn Marble	112	3.0
2014	Mike Gesell	128	3.9
2015	Mike Gesell	135	4.0
2016	Mike Gesell	205	6.2
2017	Jordan Bohannon	175	5.1
2018	Jordan Bohannon	178	5.4
2019	Jordan Bohannon	118	3.4
2020	Connor McCaffery	124	4.0

Note: Players listed in boldface are current players.

**Largest Iowa Basketball Crowds**

Crowd	Date	Opponent	Site	Result
&28,114	March 16, 1991	Duke	Metrodome, Minneapolis, MN	Duke, 85-70
&27,444	March 14, 1986	N.C. State	Metrodome, Minneapolis, MN	N.C. State, 66-64
&27,284	March 17, 2005	Cincinnati	RCA Dome, Indianapolis, IN	Cincinnati, 76-64
&25,759	March 14, 1991	East Tennessee State	Metrodome, Minneapolis, MN	Iowa, 76-73
#23,697	March 12, 2005	Wisconsin	United Center, Chicago, IL	Wisconsin, 59-56
#23,418	March 10, 2001	Penn State	United Center, Chicago, IL	Iowa, 94-74
&23,229	March 25, 1988	Arizona	Kingdome, Seattle, WA	Arizona, 99-79
&23,229	March 22, 1987	UNLV	Kingdome, Seattle, WA	UNLV, 84-81
&22,914	March 20, 1987	Oklahoma	Kingdome, Seattle, WA	Iowa, 93-91
*22,797	Jan. 3, 1990	UNI	UNI-Dome, Cedar Falls, IA	UNI, 77-74
*22,508	Nov. 27, 1982	BYU	Marriott Activities Center, Provo, UT	Iowa, 91-80
#22,081	March 11, 2001	Indiana	United Center, Chicago, IL	Iowa, 63-61
#21,739	March 9, 2001	Ohio State	United Center, Chicago, IL	Iowa, 75-66
#21,711	March 6, 1998	Michigan	United Center, Chicago, IL	Michigan, 77-66
#21,517	March 11, 2005	Michigan State	United Center, Chicago, IL	Iowa, 71-69
*21,175	Jan. 7, 1989	North Carolina	Smith Center, Chapel Hill, NC	Iowa, 98-97
*20,844	Dec. 3, 2019	Syracuse	Carrier Dome, Syracuse, NY	Iowa, 68-54
#20,003	March 8, 2001	Northwestern	United Center, Chicago, IL	Iowa, 72-55
#19,627	March 10, 2000	Michigan State	United Center, Chicago, IL	Michigan State, 75-65
&19,641	March 22, 2019	Cincinnati	Nationwide Arena, Columbus, OH	Iowa, 79-72
&19,610	March 24, 2019	Tennessee	Nationwide Arena, Columbus, OH	Tennessee, 83-77 (OT)
*19,548	Nov. 12, 1999	Stanford	Madison Square Garden, New York, NY	Stanford, 72-58
*19,548	Nov. 11, 1999	Connecticut	Madison Square Garden, New York, NY	Iowa, 70-68
#19,269	March 5, 1999	Wisconsin	United Center, Chicago, IL	Wisconsin, 77-64
*19,213	Nov. 29, 2003	Louisville	Conseco Fieldhouse, Indianapolis, IN	Iowa, 70-69 (OT)
*19,200	Jan. 5, 2002	Ohio State	Schottenstein Center, Columbus, OH	OSU, 72-62
*19,100	Feb. 9, 2000	Ohio State	Schottenstein Center, Columbus, OH	Iowa, 67-64
#19,066	March 10, 2005	Purdue	United Center, Chicago, IL	Iowa, 71-52
*19,042	Dec. 10, 1991	UNI	UNI-Dome, Cedar Falls, IA	Iowa, 108-85

* -- Regular season game

-- Big Ten Tournament

& -- NCAA Tournament

BEST ATTENDANCE YEARS**All Games**

Year	Games	Attendance	Avg.	National Ranking
1990	28	428,799	15,314	19th
2014	33	504,108	15,276	---
2000	30	452,141	15,071	17th
2002	35	526,451	15,041	5th
1992	30	434,226	14,474	13th
2001	35	499,990	14,285	9th
1999	30	426,044	14,201	19th
1984	28	393,344	14,048	13th
2015	34	475,998	14,000	---
1991	32	446,586	13,956	10th
1994	27	374,614	13,875	---
1983	31	422,438	13,627	7th
1996	32	431,697	13,491	17th
1988	34	457,970	13,470	11th
1989	33	444,354	13,465	16th
2019	35	470,893	13,454	TBA
1995	33	441,931	13,392	9th
1985	32	425,347	13,292	8th
1987	35	459,827	13,138	8th
2004	29	380,509	13,121	---
1993	32	412,067	12,877	14th
1980	33	421,007	12,758	8th
2006	34	432,602	12,724	---
2003	31	393,417	12,691	---
2013	38	478,871	12,602	---
1982	29	363,355	12,529	11th
1997	32	399,114	12,472	---
1981	28	348,970	12,463	23rd
2012	33	410,659	12,444	---
1998	31	385,704	12,442	---
2020	31	384,159	12,392	---
2012	35	432,496	12,357	---
1986	32	392,260	12,258	15th
2005	33	401,804	12,176	---
2017	34	405,278	11,919	---
2007	31	362,462	11,692	---
2011	31	343,977	11,096	---
2018	33	363,907	11,027	---
2008	32	347,626	10,863	---
2010	32	347,370	10,855	---

Home Games

Year	Games	Attendance	Avg.	National Ranking
1989	17	263,500	15,500	9th
2001	16	248,000	15,500	12th
1990	16	248,000	15,500	12th
1988	16	248,000	15,500	10th
1984	14	216,300	15,450	8th
1996	15	231,244	15,416	11th
1992	15	230,143	15,343	13th
1994	15	229,676	15,312	9th
1993	16	243,446	15,215	10th
2002	17	258,511	15,207	12th
1995	18	273,540	15,197	12th
2000	13	197,030	15,156	13th
1985	18	286,131	15,060	8th
1991	17	252,856	14,874	13th
1983	14	207,444	14,817	8th
1986	13	192,068	14,774	9th
1987	15	218,892	14,593	12th
2014	17	254,588	14,976	17th
1997	16	233,368	14,586	10th
1999	15	212,595	14,173	17th
2015	18	253,817	14,101	20th
1998	16	223,404	13,963	14th
2016	15	207,528	13,835	19th
2013	20	272,496	13,625	21st
1970	12	160,791	13,399	4th
1980	13	173,745	13,365	11th
1982	13	173,745	13,365	12th
1981	14	185,876	13,276	13th
2003	18	238,233	13,235	20th
2004	14	181,680	12,977	23rd
2017	20	250,959	12,547	23rd
2019	18	231,650	12,869	23rd
2020	16	197,713	12,357	27th
2007	16	195,139	12,196	26th
2018	15	180,391	12,026	28th
2006	17	204,102	12,006	25th
2005	16	190,413	11,901	22nd
2012	19	238,170	11,908	31st
2011	16	186,157	11,635	---

Note: Iowa home games moved from Iowa Fieldhouse (13,365) to Carver-Hawkeye Arena (15,500) for the final 10 home games in 1983. Due to Carver-Hawkeye Arena renovations, the capacity dropped from 15,500 to 15,400 in 2012 and 15,400 to 15,056 in 2019.

Biggest Margins of Victory

Year	Score	Opponent	Margin
1945	101-23	Western Illinois	78
1944	103-31	Chicago	72
1946	91-26	South Dakota	65
2013	103-41	Abilene Christian	62
1946	87-25	Augustana	62
1902	66-4	Wilton	62
2010	111-50	SIUE	61
1966	111-50	Pepperdine	61
1903	68-7	Wilton	61
1985	99-39	Illinois Wesleyan	60
1998	96-37	Puerto Rico-Mayaguez	59
1906	70-12	Coe	58
1907	73-16	UNI	57
1973	101-44	Chicago State	57
1992	101-45	UMES	56
1993	85-29	UTRGV	56
1993	101-47	at American-Puerto Rico	54
1986	101-48	Wisconsin	53
1949	78-26	Ithaca	52
1996	93-41	Western Illinois	52
1908	63-12	Cedar Rapids (YMCA)	51
1970	111-60	at Hawai'i	51
1945	87-37	South Dakota State	50
1916	55-6	Iowa Wesleyan	49
1985	89-40	Georgia State	49
1998	112-64	North Texas	48
1944	82-34	Western Illinois	48
1987	95-47	Delaware	48
1980	113-66	Colorado State	47
1995	126-79	Morgan State	47
2018	110-64	Savannah State	46
2013	109-63	UMES	46
1993	104-58	Central Connecticut State	46
1996	104-58	East Tennessee State	46
1998	105-60	Chicago State	45
1906	65-20	at Coe	45
1906	70-25	at UNI	45
1992	121-76	Centenary	45
2012	90-46	South Carolina State	44
2013	82-39	UNC Wilmington	43
2011	96-53	Chicago State	43
1944	63-20	Denver	43
1965	111-68	Michigan State	43
1980	86-43	Northern Illinois	43
1981	98-55	Detroit	43
1985	89-46	Morehead State	43
1996	110-67	Texas Southern	43
2019	93-51	Kennesaw State	42
2007	101-59	Georgia State	42
2002	101-59	Drake	42
1906	51-9	UNI	42
1962	88-46	Nevada	42
1978	107-65	Denver	42
2011	105-64	Central Arkansas	41
1905	50-9	Coe	41
1933	52-11	at Drake	41
1947	73-32	South Dakota State	41
1961	105-64	Arizona	41
1965	106-55	North Dakota	41
1981	112-71	Nevada-Reno	41
1909	49-9	UNI	40
1979	95-55	Illinois Wesleyan	40
1985	105-65	Wisconsin	40
1991	104-64	at Chaminade	40
1997	67-37	at Chaminade	40

Biggest Margins of Defeat

Year	Score	Opponent	Margin
1975	49-102	at Indiana	53
1990	71-118	at Indiana	47
1974	67-105	at Kansas State	38
1975	60-97	at Oregon State	37
1902	10-47	at Minnesota	37
2020	68-104	at Purdue	36
2017	89-54	at Northwestern	35
2010	53-88	at Minnesota	35
1975	54-89	at Kansas	35
1975	72-107	at Purdue	35
1974	54-89	at Indiana	35
1972	72-106	at UCLA	34
1914	13-47	at Chicago	34
2016	74-41	vs. Virginia	33
1990	85-118	at Illinois	33
2007	49-81	at Michigan State	32
1943	34-66	at Illinois	32
2015	50-82	at Wisconsin	32
2008	48-79	at Ohio State	31
1995	79-110	at Indiana	31
1990	96-127	at Michigan	31
1949	49-80	at Illinois	31
1905	17-48	at Minnesota	31

Iowa Streaks

All-game Wins:	18, 1986-87
All-game Home Wins:	24, 1946-47 to 1948-49
All games, in CHA:	21, 2004-05 to 2006-07
Most Home Wins, Season:	17 (17-0), 2005-06
All-game Road Wins:	8, 1955-56 season; 1969-70 season
Non-conference Wins:	33, 1944-45 to 1949-50
Non-conf. Home Wins:	77, 1942-43 to 1958-59
Non-conf. Away Wins:	9, 1979-80
Big Ten Wins:	14, 1969-70 season
Big Ten Home Wins:	14, 1980-81 to 1981-82
Big Ten Wins, CHA:	12, 2004-05 to 2006-07
Big Ten Away Wins:	7, 1955-56 season; 1969-70 season
Season-opener Wins:	31, 1978-79 to 2008-09
Home-opener Wins:	45, 1963-64 to 2008-09
Away-opener Wins:	8, 1930-31 to 1937-38
All-game Losses:	8, 1929-30 to 1930-31; 1973-74 season
All-game Home Losses:	6, 1929-30 to 1930-31
All-game Away Losses:	18, 2008-09 to 2009-10
Non-conference Losses:	8, 1929-30 to 1930-31
Non-conf. Home Losses:	5, 1929-30 to 1939-31
Non-conf. Away Losses:	6, 2007-08 to 2010-11
Big Ten Losses:	10, 1910-11 to 1912-13
Big Ten Home Losses:	5, 1910-11 to 1912-13
Big Ten Away Losses:	13, 1928-29 to 1931-32
Season-opener Losses:	2, 1930-31 to 1931-32, 1969-70 to 1970-71, 2009-10 to 2010-11
Home-opener Losses:	2, 1930-31 to 1931-32, 2009-10 to 2010-11
Away-opener Losses:	5, 1967-68 to 1971-72

Iowa's Longest Winning Streaks

Wins	Year	Final Record	
		Overall	Big Ten
18	1986-87	30-5	14-4
17	1955-56	20-6	13-1
16	1969-70	20-5	14-0
12	1951-52	19-3	11-3
12	1943-44	14-4	9-3
11	1998-99	20-10	9-7
11	1992-93	23-9	11-7
11	1922-23	13-2	11-1



- 26 NCAA Tournament appearances
- 30-28 all-time NCAA Tournament record

Final Four (3x)

1980, 1956, 1955

Elite Eight (4x)

1987, 1980, 1956, 1955

Sweet 16 (8x)

1999, 1988, 1987, 1983, 1980, 1970, 1956, 1955

Second Round (12x since 64/68-team format began in 1985)

2019, 2016, 2015, 2001, 1999, 1997, 1996, 1993, 1992, 1991, 1989, 1988, 1987

1955, Mideast Region, Evanston, IL

Penn State W 82-53

Marquette W 86-81

Final Four, Kansas City, MO

LaSalle L 73-76

Colorado L 54-75

1956, Mideast Region, Iowa City, IA

Morehead State W 97-83

Kentucky W 89-77

Final Four, Evanston, IL

Temple W 83-76

San Francisco L 71-83

1970, Mideast Region, Columbus, OH

Jacksonville L 103-104

Notre Dame W 121-106

1979, Mideast Region, Bloomington, IN (#4 Seed)

Toledo L 72-74

1980, East Region, Greensboro, NC (#5 Seed)

VCU W 86-72

N.C. State W 77-64

Philadelphia, PA

Syracuse W 88-77

Georgetown W 81-80

Final Four, Indianapolis, IN

Louisville L 72-80

Purdue L 58-75

1981, Midwest Region, Wichita, KS (#3 Seed)

Wichita State L 56-60

1982, West Region, Pullman, WA (#6 Seed)

Northeast Louisiana W 70-63

Idaho L 67-69 (OT)

1983, Midwest Region, Louisville, KY (#7 Seed)

Utah State W 64-59

Missouri W 77-63

Kansas City, MO

Villanova L 54-55

1985, West Region, Salt Lake City, UT (#8 Seed)

Arkansas L 54-63

1986, Midwest Region, Minneapolis, MN (#11 Seed)

NC State L 64-66

1987, West Region, Tucson, AZ (#2 Seed)

Santa Clara W 99-76

Texas-El Paso W 84-82

Seattle, WA

Oklahoma W 93-91

UNLV L 81-84

1988, West Region, Los Angeles, CA (#5 Seed)

Florida State W 102-98

Nevada-Las Vegas W 104-86

Seattle, WA

Arizona L 79-99

1989, East Region, Providence, RI (#4 Seed)

Rutgers W 87-83

North Carolina State L 96-102 (2 OT)

1991, Midwest Region, Minneapolis, MN (#7 Seed)

East Tennessee State W 76-73

Duke L 70-85

1992, East Region, Greensboro, NC (#9 Seed)

Texas W 98-92

Duke L 62-75

1993, Southeast Region, Nashville, TN (#4 Seed)

Northeast Louisiana W 82-69

Wake Forest L 78-84

1996, West Region, Tempe, AZ (#6 Seed)

George Washington W 81-79

Arizona L 73-87

1997, West Region, Salt Lake City, UT (#8 Seed)

Virginia W 73-60

Kentucky L 69-75

1999, West Region, Denver, CO (#5 Seed)

UAB W 77-64

Arkansas W 82-72

Phoenix, AZ

Connecticut L 68-78

2001, East Region, Long Island, NY (#7 Seed)

Creighton W 69-56

Kentucky L 79-92

2005, Austin Region, Indianapolis, IN (#10 seed)

Cincinnati L 64-76

2006, Atlanta Region, Auburn Hills, MI (#3 seed)

Northwestern State L 63-64

2014, Midwest Region, Dayton, OH (#11 seed)

Tennessee L 65-78 (OT)

2015, South Region, Seattle, WA (#7 seed)

Davidson W 83-52

Gonzaga L 68-87

2016, South Region, Brooklyn, NY (#7 seed)

Temple W 72-70 (OT)

Villanova L 68-87

2019, South Region, Columbus, OH (#10 seed)

Cincinnati W 79-72

Tennessee L 77-83 (OT)

2020 NCAA Tournament canceled due to COVID-19 global pandemic



Points Per Game

1.	18.1	Dick Ives, 1943-44
2.	15.3	Jess Settles, 1993-94
3.	15.0	Ricky Davis, 1997-98
4.	14.9	Tyler Smith, 2006-07
5.	14.4	Dave Danner, 1943-44
6.	13.4	Ronnie Lester, 1976-77
7.	12.5	Roy Marble, 1985-86
8.	12.3	Tyler Cook, 2016-17
9.	12.1	Luka Garza, 2017-18
10.	11.9	Kevin Boyle, 1978-79

Total Points

1.	464	Ricky Davis, 1997-98
2.	461	Tyler Smith, 2006-07
3.	414	Jess Settles, 1993-94
4.	400	Luka Garza, 2017-18
5.	399	Roy Marble, 1985-86
6.	389	Aaron White, 2011-12
7.	388	Joe Wieskamp, 2018-19
8.	372	Jordan Bohannon, 2016-17
9.	363	Ronnie Lester, 1976-77
10.	357	Ray Thompson, 1988-89
11.	345	Matt Gatens, 2008-09

Field Goal Percentage (minimum 2 made/game)

1.	.617 (116-188)	Cordell Pems, 2016-17
2.	.597 (148-248)	Ray Thompson, 1988-89
3.	.574 (156-272)	Jess Settles, 1993-94
4.	.572 (131-229)	Melsahn Basabe, 2010-11
5.	.557 (146-262)	Luka Garza, 2017-18
6.	.554 (128-231)	Tyler Cook, 2016-17
7.	.526 (91-173)	Greg Brunner, 2002-03
8.	.525 (85-162)	Joey Range, 1998-99
9.	.523 (157-300)	Roy Marble, 1985-86
10.	.518 (146-282)	Guy Rucker, 1996-97

Free Throw Percentage (minimum 2 att./game)

1.	.904 (75-83)	Matt Gatens, 2008-09
2.	.789 (86-109)	Jess Settles, 1993-94
3.	.767 (56-73)	Jeff Horner, 2002-03
4.	.767 (79-103)	Joe Wieskamp, 2018-19
5.	.762 (96-126)	Dean Oliver, 1997-98
6.	.750 (72-96)	Kevin Boyle, 1978-79
7.	.727 (96-132)	Tyler Smith, 2006-07
8.	.722 (78-108)	Glen Worley, 2000-01
9.	.720 (85-118)	Roy Marble, 1985-86

3-Point Field Goal Percentage (1 att./game)*

1.	.461 (47-102)	CJ Fredrick, 2019-20
2.	.435 (30-69)	Jake Kelly, 2007-08
3.	.424 (59-139)	Joe Wieskamp, 2018-19
4.	.416 (89-214)	Jordan Bohannon, 2016-17
5.	.403 (52-129)	Matt Gatens, 2008-09
6.	.396 (19-48)	Ryan Luehrsmann, 1996-97
7.	.384 (28-73)	Kyle Galloway, 1999-00
8.	.381 (16-42)	Jess Settles, 1993-94
9.	.373 (47-126)	Brody Boyd, 2000-01
10.	.372 (45-121)	Josh Oglesby, 2011-12

3-Point Field Goals

1.	89 (89-214)	Jordan Bohannon, 2016-17
2.	59 (59-139)	Joe Wieskamp, 2018-19
3.	52 (52-129)	Matt Gatens, 2008-09
4.	47 (47-102)	CJ Fredrick, 2019-20
	47 (47-126)	Brody Boyd, 2000-01
6.	45 (45-121)	Josh Oglesby, 2011-12
7.	44 (44-137)	Chris Kingsbury, 1993-94
8.	30 (30-69)	Jake Kelly, 2007-08
9.	29 (29-81)	Isaiah Moss, 2016-17
10.	28 (28-73)	Klye Galloway, 1999-00

Rebounds

1.	211	Luka Garza, 2017-18
2.	210	Melsahn Basabe, 2010-11
3.	203	Jess Settles, 1993-94
4.	201	Michael Payne, 1981-82
5.	199	Aaron White, 2011-12
6.	186	Kevin Boyle, 1978-79
7.	181	Adam Woodbury, 2012-13
	181	Guy Rucker, 1996-97
9.	172	Joe Wieskamp, 2018-19
10.	169	Cordell Pems, 2016-17
11.	162	Greg Brunner, 2002-03

Assists**

1.	175	Jordan Bohannon, 2016-17
2.	140	Jeff Horner, 2002-03
3.	131	Dean Oliver, 1997-98
4.	122	Cully Payne, 2009-10
5.	114	Pierre Pierce, 2001-02
6.	105	Anthony Clemmons, 2012-13
7.	111	Tyler Smith, 2006-07
8.	101	Kevin Smith, 1990-91
9.	98	Ronnie Lester, 1976-77
10.	92	Jeff Peterson, 2007-08

Steals***

1.	45	Tyler Smith, 2006-07
	45	Kenyon Murray, 1992-93
	45	Ray Thompson, 1988-89
4.	42	Dean Oliver, 1997-98
5.	41	Kevin Smith, 1990-91
6.	40	Mike Gesell, 2012-13
	40	Jeff Horner, 2002-03
	40	Joey Range, 1998-99
	40	Jess Settles, 1993-94

Blocked Shots***

1.	52	Chris Street, 1990-91
2.	50	Acie Earl, 1989-90
3.	41	Melsahn Basabe, 2010-11
4.	39	Guy Rucker, 1996-97
5.	34	Ryan Bowen, 1994-95
6.	32	Luka Garza, 2017-18
7.	30	Greg Stokes, 1981-82
8.	29	Adam Woodbury, 2012-13
9.	26	Eric May, 2009-10
10.	24	Cordell Pems, 2016-17
11.	23	Aaron White, 2011-12
	23	Kenyon Murray, 1992-93
	23	Michael Payne, 1981-82

* - 3-point field goals did not exist prior to 1986-87

** - Assists were not recorded prior to 1974-75

*** - Blocks and steals were not recorded prior to 1979-80

Note: Players listed in boldface are current players.

**Points Per Game**

1.	19.9	Ronnie Lester, 1977-78
2.	17.7	Greg Stokes, 1982-83
3.	16.8	Chris Kingsbury, 1995-96
4.	16.3	Acie Earl, 1990-91
5.	16.1	Pierre Pierce, 2003-04
6.	15.8	Don Nelson, 1959-60
7.	15.6	Jess Settles, 1994-95
8.	15.3	Tyler Cook, 2017-18
9.	14.9	Roy Marble, 1986-87
10.	14.3	Bill Logan, 1953-54
11.	14.2	Adam Haluska, 2004-05

Total Points

1.	553	Chris Kingsbury, 1995-96
2.	548	Greg Stokes, 1982-83
3.	536	Ronnie Lester, 1977-78
4.	520	Roy Marble, 1986-87
5.	520	Acie Earl, 1990-91
6.	506	Tyler Cook, 2017-18
7.	488	Aaron White, 2012-13
8.	468	Pierre Pierce, 2003-04
9.	467	Adam Haluska, 2004-05
10.	461	Andre Woolridge, 1994-95
11.	445	Jordan Bohannon, 2017-18

Field Goal Percentage (minimum 2 made/game)

1.	.604 (55-91)	Ryan Bowen, 1995-96
2.	.566 (192-339)	Tyler Cook, 2017-18
3.	.564 (114-202)	Chris Street, 1991-92
4.	.557 (199-357)	Roy Marble, 1986-87
5.	.543 (219-403)	Greg Stokes, 1982-83
6.	.549 (123-224)	Greg Brunner, 2003-04
7.	.532 (84-158)	Jeff Moe, 1985-86
8.	.531 (156-294)	Luka Garza, 2018-19
9.	.524 (109-208)	Melsahn Basabe, 2011-12
10.	.522 (72-138)	Steve Waite, 1978-79
11.	.519 (153-295)	B.J. Armstrong, 1986-87

Free Throw Percentage (minimum 2 att./game)

1.	.904 (75-83)	Jordan Bohannon, 2017-18
2.	.860 (98-114)	Jeff Horner, 2003-04
3.	.856 (95-111)	Joe Wieskamp, 2019-20
4.	.849 (45-53)	Bob Hansen, 1980-81
5.	.841 (69-82)	Kyle Galloway, 1999-00
6.	.841 (53-63)	Troy Skinner, 1989-90
7.	.835 (66-79)	Jake Kelly, 2008-09
8.	.832 (84-101)	Matt Gatens, 2009-10
9.	.819 (86-105)	Dick Peth, 1976-77
10.	.809 (38-47)	Ben McGilmer, 1965-66
11.	.808 (105-130)	Adam Haluska, 2004-05
12.	.804 (86-107)	Luka Garza, 2018-19

3-Point Field Goal Percentage (1 att./game)*

1.	.522 (70-134)	Kent McCausland, 1996-97
2.	.471 (32-68)	Brady Ellingson, 2016-17
3.	.450 (27-60)	Dom Uhl, 2015-16
4.	.449 (22-49)	Zach McCabe, 2011-12
5.	.430 (96-324)	Jordan Bohannon, 2017-18
6.	.425 (65-153)	Jeff Horner, 2003-04
7.	.420 (34-81)	Brody Boyd, 2001-02
8.	.409 (38-98)	Val Barnes, 1990-91
9.	.397 (46-116)	Nicholas Baer, 2016-17
10.	.397 (23-58)	Jeff Peterson, 2008-09
11.	.394 (117-297)	Chris Kingsbury, 1994-95

3-Point Field Goals

1.	117 (117-297)	Chris Kingsbury, 1994-95
2.	96 (96-223)	Jordan Bohannon, 2017-18
3.	70 (70-134)	Kent McCausland, 1996-97
4.	65 (65-153)	Jeff Horner, 2003-04
5.	58 (58-149)	Adam Haluska, 2004-05
6.	52 (52-150)	Joe Wieskamp, 2019-20
7.	46 (46-116)	Nicholas Baer, 2016-17
8.	38 (38-98)	Val Barnes, 1990-91

Rebounds

1.	247	Chris Street, 1991-92
2.	241	Don Nelson, 1959-60
3.	239	Greg Brunner, 2003-04
4.	234	Aaron White, 2012-13
5.	234	Gerry Jones, 1964-65
6.	233	Michael Payne, 1982-83
7.	227	Kevin Kunnert, 1970-71
8.	224	Tyler Cook, 2017-18
9.	223	Greg Stokes, 1982-83
10.	197	Nicholas Baer, 2016-17
	197	Ed Hortgon, 1986-87
	197	Dave Gunther, 1956-57

Assists**

1.	190	Andre Woolridge, 1994-95
2.	178	Jordan Bohannon, 2017-18
3.	163	Ronnie Lester, 1977-78
4.	148	B.J. Armstrong, 1986-87
5.	142	Kenny Arnold, 1979-80
6.	140	Mon'ter Gasper, 1993-94
7.	136	Dean Oliver, 1998-99
8.	128	Mike Gesell, 2013-14
9.	126	Roy Devyn Marble, 2011-12
10.	123	Jeff Horner, 2003-04
11.	115	Ryan Luehrsmann, 1997-98

Steals***

1.	56	Kenyon Murray, 1993-94
2.	53	Roy Devyn Marble, 2011-12
3.	51	Dean Oliver, 1998-99
4.	50	B.J. Armstrong, 1986-87
5.	48	Nicholas Baer, 2016-17
6.	45	Mon'ter Gasper, 1993-94
7.	43	Mike Gesell, 2013-14
8.	43	James Moses, 1989-90
9.	42	Andre Woolridge, 1994-95
10.	41	Aaron White, 2012-13
	41	Ryan Luehrsmann, 1997-98
	41	Chris Kingsbury, 1994-95

Blocked Shots***

1.	106	Acie Earl, 1990-91
2.	79	Greg Stokes, 1982-83
3.	43	Nicholas Baer, 2016-17
4.	40	Erek Hansen, 2003-04
5.	36	Melsahn Basabe, 2011-12
6.	32	Greg Brunner, 2003-04
7.	31	Glen Worley, 2001-02
8.	27	Aaron White, 2012-13
9.	25	Jared Reiner, 2001-02
	25	J.R. Koch, 1996-97

* - 3-point field goals did not exist prior to 1986-87

** - Assists were not recorded prior to 1974-75

*** - Blocks and steals were not recorded prior to 1979-80

Note: Players listed in boldface are current players.



Points Per Game

1.	23.9	Luka Garza, 2019-20
2.	23.7	Don Nelson, 1960-61
3.	22.6	Sam Williams, 1966-67
4.	21.1	Chris Pervall, 1964-65
5.	19.8	Dave Gunther, 1957-58
6.	19.7	John Johnson, 1968-69
7.	19.5	Rick Williams, 1971-72
	19.5	Acie Earl, 1991-92
9.	18.7	Ronnie Lester, 1978-1979
10.	18.6	Bruce King, 1975-76

Total Points

1.	740	Luka Garza, 2019-20
2.	592	B.J. Armstrong, 1987-88
3.	586	Acie Earl, 1991-92
4.	570	Don Nelson, 1960-61
5.	554	Roy Devyn Marble, 2012-13
6.	544	Sam Williams, 1966-67
7.	529	Reggie Evans, 2000-01
8.	524	Ronnie Lester, 1978-1979
9.	522	Roy Marble, 1987-88
10.	514	Peter Jok, 2015-16

Field Goal Percentage (minimum 2 made/game)

1.	.600 (75-125)	J.R. Koch, 1997-98
2.	.592 (138-233)	Gerry Wright, 1985-1986
3.	.592 (109-184)	Rodell Davis, 1990-91
4.	.584 (143-245)	Aaron White, 2013-14
5.	.574 (163-284)	Greg Stokes, 1983-1984
6.	.566 (103-182)	Jarryd Cole, 2009-10
7.	.564 (66-117)	Matt Bullard, 1988-89
8.	.564 (53-94)	Les Jepsen, 1988-89
9.	.554 (190-343)	Roy Marble, 1987-88
10.	.553 (120-217)	Ryan Bowen, 1996-97

Free Throw Percentage (minimum 2 att./game)

1.	.878 (65-74)	Ben McGilmer, 1968-69
2.	.874 (76-87)	Matt Gatens, 2010-11
3.	.872 (102-117)	Jordan Bohannon, 2018-19
4.	.863 (113-131)	Rick Williams, 1971-72
5.	.862 (81-94)	Val Barnes, 1991-92
	.862 (163-189)	Glenn Vidnovic, 1968-69
7.	.856 (77-90)	Luke Recker, 2000-01
8.	.852 (92-108)	Peter Jok, 2015-16
9.	.849 (124-146)	B.J. Armstrong, 1987-88
10.	.848 (112-132)	Adam Haluska, 2005-06
11.	.845 (136-161)	Ronnie Lester, 1978-79
	.845 (98-116)	Troy Skinner, 1990-91

3-Point Field Goal Percentage (1 att./game)*

1.	.471 (16-34)	J.R. Koch, 1997-98
2.	.460 (74-161)	Kent McCausland, 1997-98
3.	.455 (45-99)	Justin Johnson, 2006-07
4.	.453 (62-137)	B.J. Armstrong, 1987-88
5.	.431 (47-109)	Luke Recker, 2000-01
6.	.421 (48-114)	Isaiah Moss, 2018-19
7.	.408 (86-211)	Jeff Horner, 2004-05
8.	.403 (31-77)	Josh Oglesby, 2013-14
9.	.402 (80-199)	Peter Jok, 2015-16
10.	.401 (57-142)	Rob Griffin, 1999-00

3-Point Field Goals

1.	86 (86-211)	Jeff Horner, 2004-05
2.	80 (80-199)	Peter Jok, 2015-16
3.	79 (79-206)	Jordan Bohannon, 2018-19
4.	74 (74-161)	Kent McCausland, 1997-98
5.	64 (64-185)	Adam Haluska, 2005-06
6.	62 (62-137)	B.J. Armstrong, 1987-88
7.	57 (57-142)	Rob Griffin, 1999-00

Rebounds

1.	416	Reggie Evans, 2000-01
2.	353	Kevin Kunnert, 1971-72
3.	305	Luka Garza, 2019-20
4.	292	Bruce King, 1975-76
5.	275	Greg Brunner, 2004-05
6.	264	Ryan Bowen, 1996-97
7.	258	Don Nelson, 1960-61
8.	256	John Johnson, 1968-69
9.	252	Tyler Cook, 2018-19
10.	249	George Peeples, 1964-65
11.	239	Jess Settles, 1995-96

Assists**

1.	193	Andre Woolridge, 1995-96
2.	182	Bryce Cartwright, 2010-11
3.	180	Jeff Horner, 2004-05
4.	155	B.J. Armstrong, 1987-88
5.	147	Ronnie Lester, 1978-79
6.	135	Mike Gesell, 2014-15
7.	134	Steve Carfino, 1982-1983
8.	126	Dean Oliver, 1999-00
9.	118	Jordan Bohannon, 2018-19
10.	112	Roy Devyn Marble, 2012-13
11.	110	Kevin Smith, 1992-93
	110	Kenny Arnold, 1980-1981

Steals***

1.	62	Dean Oliver, 1999-00
2.	61	B.J. Armstrong, 1987-88
3.	60	Roy Marble, 1987-88
4.	58	Kenyon Murray, 1994-95
5.	55	Ryan Bowen, 1996-97
6.	52	Jim Bartels, 1993-94
7.	49	Pierre Pierce, 2004-05
8.	48	Jess Settles, 1995-96
9.	47	Jeff Horner, 2004-05
10.	42	Roy Devyn Marble, 2012-13

Blocked Shots***

1.	121	Acie Earl, 1991-92
2.	83	Erek Hansen, 2004-05
3.	58	Greg Stokes, 1983-84
4.	56	Jarrod Uthoff, 2014-15
5.	55	Luka Garza, 2019-20
6.	53	Kurt Looby, 2006-07
7.	45	Melsahn Basabe, 2012-13
8.	43	Gabriel Olaseni, 2013-14
9.	34	Glen Worley, 2002-03
	34	Jared Reiner, 2002-03
11.	33	Gerry Wright, 1985-1986

* - - 3-point field goals did not exist prior to 1986-87

** - - Assists were not recorded prior to 1974-75

*** - - Blocks and steals were not recorded prior to 1979-80

Note: Players listed in boldface are current players.

**Points Per Game**

1.	27.9	John Johnson, 1969-70
2.	27.6	Fred Brown, 1970-71
3.	25.5	Chuck Darling, 1951-52
4.	25.3	Sam Williams, 1967-68
5.	21.9	Dave Gunther, 1958-59
6.	21.0	Bruce King, 1976-77
7.	20.5	Adam Haluska, 2006-07
8.	20.5	Roy Marble, 1988-89
9.	20.2	Andre Woolridge, 1996-97
10.	19.9	Peter Jok, 2016-17

Total Points

1.	699	John Johnson, 1969-70
2.	675	Roy Marble, 1988-89
3.	662	Fred Brown, 1970-71
4.	645	Andre Woolridge, 1996-97
5.	637	Peter Jok, 2016-17
6.	637	Adam Haluska, 2006-07
7.	632	Sam Williams, 1967-68
8.	624	Jarrod Uthoff, 2015-16
9.	604	Ed Horton, 1988-89
10.	600	Luke Recker, 2001-02

Field Goal Percentage (minimum 2 made/game)

1.	.622 (155-249)	Les Jepsen, 1989-90
2.	.609 (151-248)	Russ Millard, 1995-96
3.	.607 (91-150)	Kent Hill, 1987-88
4.	.603 (164-272)	Ryan Bowen, 1997-98
5.	.594 (63-106)	Michael Ingram, 1989-90
6.	.590 (184-312)	Bill Jones, 1987-88
7.	.581 (93-160)	Erik Hansen, 2005-06
8.	.563 (289-508)	John Johnson, 1969-70
9.	.568 (92-162)	Jarryd Cole, 2010-11
10.	.565 (70-124)	Al Lorenzen, 1987-88

Free Throw Percentage (minimum 2 att./game)

1.	.911 (154-169)	Peter Jok, 2016-17
2.	.885 (108-122)	Luke Recker, 2001-02
3.	.875 (133-152)	Glenn Vidnovic, 1969-70
4.	.870 (167-192)	Adam Haluska, 2006-07
5.	.870 (114-131)	Tom Chapman, 1966-67
6.	.854 (111-130)	Matt Gatens, 2011-12
7.	.851 (63-74)	Rick Williams, 1972-73
8.	.845 (93-110)	Jimmy Rodgers, 1964-65
9.	.840 (68-81)	Dick Peth, 1978-79
10.	.837 (41-49)	Mike Heitman, 1959-60

3-Point Field Goal Percentage (1 att./game)*

1.	.475 (29-61)	Michael Reaves, 1987-88
2.	.471 (33-70)	Ryan Hogan, 2001-02
3.	.440 (22-50)	Russ Millard, 1995-96
4.	.421 (59-140)	Kent McCausland, 1998-99
5.	.413 (92-223)	Luke Recker, 2001-02
6.	.413 (59-143)	Jim Bartels, 1994-95
7.	.410 (75-183)	Matt Gatens, 2011-12
8.	.397 (46-116)	B.J. Armstrong, 1988-89
9.	.396 (21-53)	Roy Marble, 1988-89
10.	.399 (71-178)	Jeff Moe, 1987-88

3-Point Field Goals

1.	92 (92-223)	Luke Recker, 2001-02
2.	90 (90-248)	Adam Haluska, 2006-07
3.	84 (64-221)	Peter Jok, 2016-17
4.	75 (75-183)	Matt Gatens, 2011-12
5.	70 (70-201)	Jeff Horner, 2005-06
6.	71 (71-178)	Jeff Moe, 1987-88
7.	65 (65-211)	Chris Kingsbury, 1996
8.	65 (65-179)	Dean Oliver, 2000-01

Rebounds

1.	378	Reggie Evans, 2001-02
2.	350	Ed Horton, 1988-89
3.	334	Kevin Kunnert, 1972-73
4.	332	Bruce King, 1976-77
5.	314	Greg Brunner, 2005-06
6.	281	Les Jepsen, 1989-90
7.	276	Dan Frost, 1975-76
8.	273	Adam Woodbury, 2015-16
9.	273	Sam Williams, 1967-68
10.	268	Brad Lohaus, 1986-87
11.	268	Dave Gunther, 1958-59

Assists**

1.	205	Mike Gesell, 2015-16
2.	192	Andre Woolridge, 1996-97
3.	191	Cal Wulfsberg, 1975-76
4.	173	B.J. Armstrong, 1988-89
5.	169	Jeff Horner, 2005-06
6.	168	Dean Oliver, 2000-01
7.	154	Bryce Cartwright, 2011-12
8.	136	Vince Brookins, 1980-81
9.	119	Andre Banks, 1985-86
10.	118	Roy Devyn Marble, 2013-14

Steals***

1.	79	Ryan Bowen, 1997-98
2.	70	Jim Bartels, 1994-95
3.	68	Brody Boyd, 2003-04
4.	66	Andre Banks, 1985-86
5.	66	Steve Carfino, 1983-84
6.	60	Roy Devyn Marble, 2013-14
7.	59	B.J. Armstrong, 1988-89
8.	56	Luke Recker, 2001-02
9.	54	Reggie Evans, 2001-02
10.	50	Dean Oliver, 2000-01
11.	50	Mon'ter Gasper, 1995-96
12.	50	Roy Marble, 1988-89

Blocked Shots***

1.	89	Erek Hansen, 2005-06
2.	86	Jarrod Uthoff, 2015-16
3.	88	Acie Earl, 1992-93
4.	54	Gabriel Olaseni, 2014-15
5.	43	Kurt Looby, 2007-08
6.	41	Ryan Bowen, 1997-98
7.	37	Brad Lohaus, 1986-87
8.	36	Nicholas Baer, 2018-19
9.	32	J.R. Koch, 1998-99
10.	31	Les Jepsen, 1989-90
11.	28	Doug Thomas, 2005-06

* - 3-point field goals did not exist prior to 1986-87

** - Assists were not recorded prior to 1974-75

*** - Blocks and steals were not recorded prior to 1979-80

Note: Players listed in boldface are current players.

Iowa In Overtime

One Overtime.....Date

Wisconsin 36, Iowa 30.....	1916
Illinois 40, Iowa 33.....	1927
Michigan 31, Iowa 29.....	1927
Pittsburgh 44, Iowa 40.....	1928
Minnesota 24, Iowa 22.....	3/5/1932
Iowa 39, Minnesota 33.....	1/14/1935
Michigan 31, Iowa 27.....	2/3/1936
Marquette 49, Iowa 43.....	12/30/1939
Iowa 63, Minnesota 61.....	1/28/1946
Iowa 57, Northwestern 54.....	2/2/1948
Iowa 47, TCU 46.....	12/22/1948
Iowa 70, Oregon 69.....	12/30/1949
Wisconsin 66, Iowa 62.....	2/13/1950
Iowa 81, Minnesota 79.....	3/2/1953
Iowa 86, Minnesota 82.....	2/13/1954
Iowa 83, Minnesota 73.....	2/25/1956
DePaul 73, Iowa 72.....	12/28/1956
Iowa 77, Oregon State 67.....	12/21/1957
Northwestern 82, Iowa 80.....	1/13/1958
Iowa 66, Northwestern 65.....	2/9/1963
Creighton 77, Iowa 72.....	12/16/1963
Minnesota 85, Iowa 84.....	3/9/1965
Wisconsin 96, Iowa 95.....	2/18/1967
Iowa 75, Indiana 74.....	2/25/1967
Iowa 90, Wisconsin 87.....	3/7/1967
Iowa 64, Tennessee 59.....	12/28/1967
Iowa 80, St. Louis 77.....	12/30/1967
Iowa 74, Ohio State 72.....	1/13/1968
Michigan 99, Iowa 92.....	1/4/1969
Iowa 84, Northwestern 80.....	2/11/1969
Cincinnati 73, Iowa 70.....	12/17/1970
Iowa 87, Illinois 84.....	2/15/1972
Iowa 65, Minnesota 62.....	1/6/1973
Iowa 94, Northwestern 83.....	2/19/1973
Iowa 74, Wisc.-Green Bay 67.....	12/29/1973
Michigan 86, Iowa 84.....	1/26/1974
Wisconsin 86, Iowa 85.....	2/1/1975
Northwestern 99, Iowa 92.....	1/19/1976
Iowa 84, Illinois 81.....	1/15/1977
Iowa 74, Ohio State 70.....	2/14/1977
Michigan State 83, Iowa 72.....	1/20/1979
Iowa 44, Michigan State 39.....	2/7/1980
Iowa 60, Minnesota 58.....	2/12/1981
Michigan State 71, Iowa 70.....	3/5/1981
Iowa 68, Marquette 65.....	12/5/1981
Iowa 69, Ohio State 65.....	2/6/1982
Idaho 69, Iowa 67.....	3/14/1982
Maryland 70, Iowa 68.....	12/25/1984
Iowa 59, Cornell (NY) 56.....	12/27/1984
Illinois 59, Iowa 53.....	3/7/1985
Iowa 108, Ark.-Little Rock 99.....	11/25/1985
Purdue 76, Iowa 73.....	1/2/1986
Iowa 90, N.C. State 89.....	11/29/1986
Iowa 91, Illinois 88.....	1/14/1987
Iowa State 102, Iowa 100.....	12/19/1987
Wisconsin 73, Iowa 69.....	1/11/1990
Iowa 78, Michigan 76.....	1/20/1990
Iowa 80, Indiana 79.....	2/21/1991
Michigan 80, Iowa 77.....	1/9/1992
Purdue 77, Iowa 69.....	1/11/1992
Illinois 77, Iowa 72.....	2/23/1992
Iowa 96, Michigan State 90.....	1/28/1993
Illinois 104, Iowa 97.....	2/11/1995
Iowa 101, Connecticut 95.....	11/24/1995
Penn State 95, Iowa 87.....	2/3/1996
Missouri 80, Iowa 79.....	1/24/1998
Iowa 78, Purdue 72.....	2/21/2001

Purdue 80, Iowa 77.....	2/1/2003
Indiana 91, Iowa 88.....	3/1/2003
Iowa 70, Louisville 69.....	11/29/2003
Illinois 73, Iowa 68.....	1/20/2005
Northwestern 75, Iowa 74.....	1/26/2005
Iowa 74, Michigan 72.....	3/5/2005
Northern Iowa 67, Iowa 63.....	12/6/2005
La.-Monroe 72, Iowa 67.....	11/30/2007
Iowa 73, Wisconsin 69.....	1/21/2009
Iowa 70, Michigan 60.....	2/22/2009
Michigan 80, Iowa 78.....	2/16/2010
Wisconsin 62, Iowa 59.....	2/9/2011
Michigan 75, Iowa 72.....	2/19/2011
Purdue 65, Iowa 62.....	1/27/2013
Iowa 77, Xavier 74.....	11/28/2013
Villanova 88, Iowa 83.....	11/30/2013
Michigan State 71, Iowa 69.....	1/28/2014
Tennessee 78, Iowa 65.....	3/19/2014
Northwestern 66, Iowa 61.....	2/15/2015
Iowa 81, Penn State 77.....	2/28/2015
Iowa 78, Florida State 75.....	12/2/2015
Iowa 72, Temple 70.....	3/18/2016
Iowa 86, Michigan 83.....	1/1/2017
Iowa 96, Indiana 90.....	2/21/2017
TCU 94, Iowa 92.....	3/17/2017
Iowa 104, Illinois 97.....	1/11/2018
Michigan 77, Iowa 71.....	3/1/2018
Iowa 76, Indiana 70.....	2/22/2019
Nebraska 93, Iowa 91.....	3/10/2019
Tennessee 83, Iowa 77.....	3/24/2019

Two Overtimes.....Date

Purdue 19, Iowa 17.....	1917
Purdue 52, Iowa 49.....	2/24/1941
Wyoming 94, Iowa 87.....	12/29/1967
Iowa 65, Northwestern 58.....	3/3/1975
Iowa 94, Wisconsin 93.....	3/5/1977
Iowa 87, Pennsylvania 84.....	12/29/1978
Ohio State 89, Iowa 83.....	1/27/1983
Iowa State 76, Iowa 72.....	1/14/1984
Illinois 54, Iowa 52.....	2/2/1984
Michigan 108, Iowa 107.....	2/9/1989
N.C. State 102, Iowa 96.....	3/19/1989
Michigan 83, Iowa 82.....	1/11/1995
Iowa 83, Drake 76.....	12/28/1999
Iowa 99, Missouri 94.....	12/16/2000
Iowa 84, Indiana 82.....	2/7/2004
Iowa 75, Penn State 67.....	3/7/2009
Wisconsin 74, Iowa 70.....	2/6/2013
Nebraska 93, Iowa 90.....	1/5/2017
Minnesota 101, Iowa 90.....	2/8/2017

Three Overtimes.....Date

Iowa 112, Purdue 111.....	2/11/1974
San Jose State 105, Iowa 103.....	12/21/1974
Minnesota 57, Iowa 55.....	2/27/1982
Michigan 69, Iowa 67.....	1/19/1985
Minnesota 107, Iowa 96.....	3/5/1994
Iowa 76, Minnesota 72.....	1/18/2006

Four Overtimes.....Date

Iowa 83, California 80.....	12/28/1960
-----------------------------	------------

Overtime Totals

Iowa in one overtime:.....	47-50
Iowa in two overtimes:.....	7-12
Iowa in three overtimes:.....	2-4
Iowa in four overtimes:.....	1-0
Total:.....	57-66

Iowa Over The Century Mark (97-6)

Iowa	Opp.	Date
126 Oral Roberts	94	12/30/87
126 Morgan State	79	11/25/94
124 California-Irvine	88	12/5/87
121 Notre Dame	106	3/14/70
121 Centenary	76	1/4/92
119 Wisconsin	100	2/10/70
116 Savannah State	84	11/13/16
116 UW-Milwaukee	80	12/7/68
116 Northwestern	97	2/24/70
116 Northwestern	77	2/9/95
115 Northwestern	101	3/7/70
114 Butler	92	12/27/91
113 Ohio State	92	3/3/70
113 Colorado State	66	12/3/79
112 Purdue	111 (3OT)	2/11/74
112 Drake	73	12/23/78
112 Nevada-Reno	71	12/9/80
112 North Texas	64	11/16/98
111 SIUE	50	11/26/10
111 Michigan State	68	1/16/65
111 Pepperdine	50	12/2/65
111 Hawai'i	60	12/30/69
111 Augustana (IL)	81	11/29/75
111 Kent State	76	11/25/78
111 George Mason	82	12/1/84
110 UTRGV	64	12/21/87
110 Texas Southern	67	12/16/95
110 Savannah State	64	12/22/18
109 UMES	63	11/14/13
109 Lafayette	68	1/11/88
109 Brown	61	12/2/88
108 Purdue	107	2/28/70
108 Ark.-Little Rock	99 (OT)	11/25/85
108 UNI	85	12/10/91
107 UNC-Asheville	80	11/23/03
107 Detroit	73	2/5/66
107 Michigan	99	1/6/70
107 Denver	65	12/17/77
107 Minnesota	86	2/20/88
107 Michigan	108 (2OT)	2/9/89
106 North Dakota	65	12/21/64
105 Central Arkansas	64	12/19/11
105 Arizona	64	12/19/60
105 Cincinnati	114	12/18/69
105 Wisconsin	65	1/26/85
105 California-Irvine	103	12/29/86
105 Chicago State	60	11/14/98
105 Alabama State	78	11/21/18
104 Indiana	89	2/7/70
104 Rider	71	12/22/86
104 Wisconsin	89	1/25/88
104 NUNLV	86	3/20/88
104 Chaminade	64	12/30/90
104 Central Conn. State	58	1/2/93
104 Lehigh	77	12/3/93
104 Dartmouth	65	12/20/93
104 East Tennessee State	58	12/1/95
104 Illinois	97	1/11/18
103 Coppin State	68	11/15/15
103 Abilene Christian	41	11/17/13
103 Chicago	31	2/5/44
103 Creighton	77	12/8/65
103 Michigan State	77	2/14/70
103 Jacksonville	104	3/12/70
103 San Jose State	105 (3OT)	12/21/74
103 Pittsburgh	80	12/30/76
103 Northeastern	80	11/30/86



103	Loyola-Marymount	80	12/6/86
103	Northwestern	76	3/5/87
103	Michigan	120	2/3/88
103	Michigan State	87	3/3/88
103	Wisconsin	70	3/10/88
103	Eastern Michigan	66	12/21/92
103	Drake	68	11/29/94
102	Michigan State	98	2/26/72
102	Dartmouth	87	1/23/88
102	Florida State	98	3/18/88
102	Georgia	76	12/3/88
102	Central Florida	68	12/14/88
102	Northwestern	84	2/2/89
102	Long Island	72	12/17/94
101	Western Illinois	23	12/9/44
101	Purdue	85	2/20/65
101	Drake	78	12/22/69
101	Chicago State	44	12/1/72
101	Wisconsin	48	2/20/86
101	Indiana	88	1/22/87
101	Michigan State	72	2/6/88
101	UMES	45	11/23/91
101	American-Puerto Rico	47	12/20/92
101	Long Beach State	79	12/4/93
101	Connecticut (OT)	95	11/24/95
101	Long Island	69	11/29/98
101	Drake	59	12/12/01
101	Georgia State	59	12/20/06
100	Creighton	73	12/21/68
100	Indiana	93	1/31/70
100	Wisconsin	76	2/17/73
100	Bradley	96	12/8/75
100	Kansas	81	11/28/87
100	Iowa State	102 (OT)	12/19/87
100	Miss. Valley State	69	12/1/92
100	Colorado	85	12/28/95

Opponents 100 Point Games (6-46)

Minnesota 102, Iowa 81.....	2/25/19/57
Illinois 103, Iowa 97.....	1/12/1959
Michigan State 107, Iowa 82.....	2/15/1964
Michigan State 107, Iowa 89.....	2/22/1964
Michigan 103, Iowa 88.....	2/28/1966
Illinois 106, Iowa 90.....	3/5/1966
Cincinnati 114, Iowa 105.....	12/18/1969
Wisconsin 100, Iowa 119.....	2/10/1970
Purdue 107, Iowa 108.....	2/28/1970
Northwestern 101, Iowa 115.....	3/7/1970
Jacksonville 104, Iowa 103.....	3/12/1970
Notre Dame 106, Iowa 121.....	3/14/1970
Indiana 104, Iowa 88.....	3/6/1971
Purdue 110, Iowa 84.....	3/13/1971
UCLA 106, Iowa 72.....	12/4/1971
Michigan State 100, Iowa 91.....	2/12/1972
Kansas State 105, Iowa 67.....	12/11/1973
Wisconsin 113, Iowa 87.....	2/9/1974
Purdue 111, Iowa 112 (3OT).....	2/11/1974
San Jose St 105, Iowa 103 (3OT).....	12/21/1974
Indiana 102, Iowa 49.....	1/11/1975
Purdue 107, Iowa 72.....	2/3/1975
Michigan State 105, Iowa 88.....	1/5/1976
Michigan 104, Iowa 95.....	1/31/1976
Indiana 101, Iowa 81.....	2/23/1976
Cal-Irvine 103, Iowa 105.....	12/29/1986
Michigan 100, Iowa 92.....	1/31/1987
Iowa State 102, Iowa 100 (OT).....	12/19/1987
Michigan 120, Iowa 103.....	2/3/1988
Indiana 116, Iowa 89.....	3/12/1988
Cal-Riverside 110, Iowa 92.....	12/25/1988
Ohio State 102, Iowa 91.....	1/19/1989
Indiana 104, Iowa 89.....	1/30/1989
Michigan 108, Iowa 107 (2OT).....	2/9/1989
Michigan 119, Iowa 96.....	3/4/1989
Illinois 118, Iowa 94.....	3/8/1989
N.C. State 102, Iowa 96 (2OT).....	3/19/1989
Indiana 118, Iowa 71.....	2/17/1990
Minnesota 102, Iowa 80.....	2/24/1990

Illinois 118, Iowa 85.....	3/4/1990
Michigan 127, Iowa 96.....	3/10/1990
Illinois 105, Iowa 90.....	1/19/1994
Minnesota 107, Iowa 96 (3OT).....	3/5/1994
Arkansas 101, Iowa 92.....	12/30/1994
Illinois 104, Iowa 95 (OT).....	2/11/1995
Indiana 110, Iowa 79.....	3/12/1995
Georgia 100, Iowa 93.....	3/11/1998
North Carolina 106, Iowa 92.....	11/24/2004
Indiana 103, Iowa 89.....	1/29/2012
Oregon 108, Iowa 97.....	3/18/2012
Memphis 100, Iowa 92.....	11/26/2016
Minnesota 101, Iowa 90 (2OT).....	2/8/2017

Iowa's Record By Decade

Years	Record	PCT.
1902-1910	71-41	.634
1911-1920	83-78	.516
1921-1930	86-83	.509
1931-1940	96-95	.503
1941-1950	128-63	.670
1951-1960	147-83	.639
1961-1970	143-98	.593
1971-1980	145-121	.545
1981-1990	207-103	.668
1991-2000	194-115	.628
2000-2009	171-130	.568
2010-2019	189-152	.554
2020-	10-8	.556
Totals	1,670-1,171	.588

TOP SCORING AVERAGES (MINIMUM TWO YEARS)

Player, Years	Games	Average	Points	Career High
Sam Williams, 1967-68	49	24.0	1,176	39 vs. Northwestern, 1967
John Johnson, 1969-70	49	23.9	1,172	49 vs. Northwestern, 1970
Fred Brown, 1970-71	48	22.7	1,091	37 vs. Purdue, 1971
Don Nelson, 1960-62	72	21.2	1,522	39 vs. Wisconsin, 1962
Dave Gunther, 1957-59	66	18.0	1,188	37 vs. Ohio State, 1959
Luke Recker, 2001-02	53	17.5	926	31 at Missouri, 2001
Charles Darling, 1950-52	63	17.4	1,094	34, twice
Bruce King, 1975-77	80	17.0	1,361	42 vs. Pittsburgh, 1977
Ronnie Lester, 1977-80	99	16.9	1,675	31, twice
Luka Garza, 2018-20	96	16.2	1,559	44 at Michigan, 2019
Gerry Jones, 1965-67	64	16.2	1,039	32 vs. Minnesota, 1966
Adam Haluska, 2005-07	98	16.1	1,578	36 vs. Georgia State, 2006
Dan Frost, 1975-76	49	16.1	790	29 vs. Bradley, 1976
Bill Logan, 1954-56	74	16.1	1,188	36 vs. Temple, 1956
Glenn Vidnovic, 1968-70	59	16.1	949	31 vs. Indiana, 1970
Kevin Kunnert, 1971-73	72	15.9	1,145	34 vs. Indiana, 1972
Roy Marble, 1986-89	134	15.8	2,116	37 vs. Illinois, 1989
Chad Calabria, 1968-70	74	15.8	1,168	31 vs. Notre Dame, 1970
Andre Woolridge, 1995-97	97	15.7	1,526	34 vs. Northwestern, 1997
Reggie Evans, 2001-02	69	15.3	1,054	30, twice
Acie Earl, 1990-93	116	15.3	1,779	36 vs. Wisconsin, 1993
George Peeples, 1964-66	68	15.1	1,025	32 vs. Purdue, 1965



IOWA'S NCAA TOURNAMENT RECORDS

Individual

Points	36, Bill Logan vs. Temple, 3/22/56
FG	15, Chad Calabria vs. Notre Dame, 3/14/70
FGA	31, John Johnson vs. Notre Dame, 3/14/70
3pt. FG	6, Dean Oliver vs. Kentucky, 3/17/01 6, B.J. Armstrong vs. Rutgers, 3/17/89
3pt. FGA	9, Adam Haluska vs. Northwestern St., 3/17/06 9, Dean Oliver vs. Kentucky, 3/17/01 9, Kent McCausland vs. Arkansas, 3/13/99 9, B.J. Armstrong vs. Rutgers, 3/17/89
FT	16, B.J. Armstrong vs. Florida State, 3/18/88
FTA	20, B.J. Armstrong vs. Florida State, 3/18/88
Rebounds	18, Bill Schoof vs. Temple, 3/22/56
Assists	10, Andre Woolridge vs. Virginia, 3/13/97 10, B.J. Armstrong vs. Oklahoma, 3/20/87
Blocks	8, Acie Earl vs. Duke, 3/21/92
Steals	5, Chris Street vs. East Tennessee St., 3/14/91 5, Steve Carfino vs. Utah State, 3/17/83

Team

Points	121 vs. Notre Dame, 3/14/70
Pts/Half	75 vs. Notre Dame, 3/14/70
FG	52 vs. Notre Dame, 3/14/70
FGA	100 vs. Morehead State, 3/16/56
FG%	63.5% vs. Rutgers (33 of 52), 3/17/89
3pt. FG	12 vs. Alabama-Birmingham, 3/11/99
3pt. FGA	23 vs. Alabama-Birmingham, 3/11/99
3pt. FG%	70% vs. East Tennessee St. (7-of-10), 3/14/91
FT	35 vs. Morehead State, 3/16/56
FTA	52 vs. Morehead State, 3/16/56
FT%	95.2% vs. N.C. State (20-of-21), 3/19/89
Rebounds	60 vs. Morehead State, 3/16/56
Assists	25 vs. Virginia Commonwealth, 3/6/80
Blocks	10 vs. Duke, 3/21/92
Steals	13 vs. Santa Clara, 3/13/87

IOWA'S NIT RECORDS

(Includes preseason and postseason NIT)

Individual

Points	31, Roy Devyn Marble at Oregon, 3/18/12
FG	11, Ryan Bowen vs. Georgia, 3/11/98
FGA	21, Ricky Davis vs. Georgia, 3/11/98
3pt. FG	7, Jordan Bohannon vs. TCU, 3/19/17 7, Roy Devyn Marble at Oregon, 3/18/12
3pt. FGA	13, Chris Kingsbury vs. Ohio Univ., 3/21/95
FT	13, Chauncey Leslie vs. Georgia Tech, 3/24/03
FTA	15, Chauncey Leslie vs. Georgia Tech, 3/24/03
Rebounds	13, Aaron White vs. Indiana State, 3/20/13
Assists	13, Jordan Bohannon vs. TCU, 3/19/17
Blocks	4, Ryan Bowen vs. Penn State, 3/23/95
Steals	5, Jim Bartels vs. DePaul, 3/15/95

Team

Points	97 at Oregon, 3/18/12
Pts/Half	51 at Oregon, 3/18/12
FG	37 at Oregon, 3/18/12
FGA	74 vs. Georgia, 3/11/98
FG%	56.9% vs. Dayton, 3/13/12
3pt. FG	16 vs. TCU, 3/19/17
3pt. FGA	30 vs. TCU, 3/19/17
3pt. FG%	53.3% vs. TCU, 3/19/17
FT	24 vs. Georgia Tech, 3/24/03
FTA	31 vs. Georgia Tech, 3/24/03
FT%	100.0% at Virginia, 3/27/13
Rebounds	42 vs. Indiana State, 3/20/13
Assists	26 vs. TCU, 3/19/17
Blocks	8 vs. Penn State, 3/23/95
Steals	17 vs. Georgia, 3/11/98

IOWA'S BIG TEN TOURNAMENT RECORDS

Individual

Points	30, Reggie Evans vs. Penn State, 3/10/01 30, Dean Oliver vs. Michigan State, 3/10/00 30, Kyle Galloway vs. Minnesota, 3/9/00
FG	11, Dean Oliver vs. Michigan State, 3/10/00
FGA	18, Roy Devyn Marble vs. Northwestern, 3/13/14 18, Pierre Pierce vs. Michigan, 3/12/04
3pt. FG	6, Jordan Bohannon vs. Indiana, 3/9/17 6, Jeff Horner vs. Minnesota, 3/10/06
3pt. FGA	11, Jordan Bohannon vs. Michigan, 3/1/18 11, Jordan Bohannon vs. Indiana, 3/9/17 11, Jeff Horner vs. Michigan State, 3/11/05 11, Brody Boyd vs. Ohio State, 3/13/03
FT	12, Reggie Evans vs. Penn State, 3/10/01
FTA	17, Cyrus Tate vs. Michigan, 3/13/08 17, Reggie Evans vs. Penn State, 3/10/01
Rebounds	18, Reggie Evans vs. Purdue, 3/7/02 18, Reggie Evans vs. Penn State, 3/10/01
Assists	10, Jordan Bohannon vs. Indiana, 3/9/17 10, Jeff Horner vs. Ohio State, 3/12/06
Blocks	5, Gabriel Olaseni vs. Penn State, 3/12/15 5, Melsahn Basabe vs. Northwestern, 3/14/13
Steals	5, Kurt Looby vs. Purdue, 3/9/07 5, Isaiah Moss vs. Indiana, 3/9/17 5, Jeff Horner vs. Minnesota, 3/10/06 5, Luke Recker vs. Wisconsin, 3/8/02

Team

Points	96 vs. Illinois, 2/28/18
Pts/Half	61 vs. Illinois, 2/28/18
FG	31 vs. Purdue, 3/7/02
FGA	65 vs. Indiana, 3/9/17
FG%	.574 (31-54) vs. Purdue, 3/7/02
3pt. FG	12 vs. Illinois, 3/14/19
3pt. FGA	26 vs. Indiana, 3/9/17
3pt. FG%	.571 (8-14) vs. Illinois, 2/28/18
FT	36 vs. Penn State, 3/10/01
FTA	48 vs. Penn State, 3/10/01
FT%	.917 (11-12) vs. Michigan State, 3/15/13
Rebounds	48 vs. Northwestern, 3/14/13
Assists	25 vs. Illinois, 3/14/19
Blocks	9 vs. Purdue, 3/9/07
Steals	13 vs. Wisconsin, 3/8/02



(Iowa best in parentheses if not the record)

Individual

Table listing individual records for various statistics such as Points, FG, FGA, FT, Rebounds, Assists, Blocks, Steals, and Team performance.

IOWA VS. ALL OPPONENTS IN CARVER-HAWKEYE ARENA

Table listing Iowa's record against all opponents in Carver-Hawkeye Arena, including opponent names and W-L records.

**No. 1 ROY MARBLE - - 2,116 (1986, 87, 88, 89)**

Year	GP	FG-FGA	FG%	FT-FTA	FT%	Reb	Avg	Ast	Blk	Stl	Pts	Avg
1986	32	157-300	.523	85-118	.732	157	4.9	48	2	38	399	11.5
1987	35	199-357	.557	118-173	.682	178	5.1	97	8	35	520	14.9
1988	34	190-343	.544	141-190	.742	147	4.3	67	2	59	522	15.4
1989	33	241-459	.525	172-226	.761	186	5.6	69	2	47	675	20.5
Totals	134	*787-1,459	.539	516-707	.729	668	4.9	281	14	179	2,116	15.8

* - - includes 26 three-point FGs

No. 2 AARON WHITE - - 1,859 (2012, 13, 14, 15)

Year	GP	FG-FGA	FG%	FT-FTA	FT%	Reb	Avg	Ast	Blk	Stl	Pts	Avg
2012	35	134-270	.504	100-143	.699	199	5.7	31	23	31	389	11.1
2013	38	140-299	.468	193-258	.748	234	6.2	51	27	41	488	12.8
2014	33	143-245	.584	130-161	.807	220	6.7	60	19	32	424	12.8
2015	34	171-328	.521	195-238	.356	248	7.3	48	16	45	558	16.4
Totals	140	*590-1,142	.517	618-800	.773	901	6.4	190	85	149	1,859	13.3

* - - includes 61 three-point FGs

No. 3 ACIE EARL - - 1,779 (1990, 91, 92, 93)

Year	GP	FG-FGA	FG%	FT-FTA	FT%	Reb	Avg	Ast	Blk	Stl	Pts	Avg
1990	22	48-109	.440	34-46	.739	78	3.6	24	50	11	131	6.0
1991	32	179-356	.503	161-242	.665	136	6.7	48	106	29	520	16.3
1992	30	212-398	.533	162-243	.667	234	7.8	27	121	30	586	19.5
1993	32	203-402	.505	136-194	.701	286	8.9	40	88	41	542	16.9
Totals	116	*642-1,265	.508	493-725	.680	811	6.9	139	365	111	1,779	15.3

* - - includes two three-point FGs

No. 4 GREG STOKES - - 1,768 (1982, 83, 84, 85)

Year	GP	FG-FGA	FG%	FT-FTA	FT%	Reb	Avg	Ast	Blk	Stl	Pts	Avg
1982	29	61-128	.477	43-77	.558	123	4.2	12	30	11	165	5.7
1983	31	219-403	.543	110-173	.636	223	7.2	44	78	26	548	17.7
1984	28	163-284	.574	91-134	.679	193	6.9	25	58	25	417	14.9
1985	32	262-479	.547	114-170	.671	268	8.4	47	62	48	638	19.9
Totals	120	705-1,294	.545	358-554	.646	807	6.7	128	228	110	1,768	14.7

No. 5 B.J. ARMSTRONG - - 1,705 (1986, 87, 88, 89)

Year	GP	FG-FGA	FG%	FT-FTA	FT%	Reb	Avg	Ast	Blk	Stl	Pts	Avg
1986	29	32-66	.485	19-21	.905	16	0.6	41	0	8	83	2.9
1987	35	153-295	.519	100-126	.794	89	2.5	148	1	50	434	12.4
1988	34	203-421	.482	124-146	.849	74	2.2	155	1	58	592	17.4
1989	32	195-403	.484	160-192	.822	79	2.5	173	6	55	596	18.6
Totals	130	*583-1,185	.492	403-485	.831	258	1.9	517	8	171	1,705	13.1

* - - includes 136 three-point field goals

No. 6 ROY DEVYN MARBLE - - 1,694 (2011, 12, 13, 14)

Year	GP	FG-FGA	FG%	FT-FTA	FT%	Reb	Avg	Ast	Blk	Stl	Pts	Avg
2011	31	66-174	.379	35-66	.530	74	2.4	41	2	21	178	5.7
2012	35	139-319	.436	102-141	.723	133	3.8	126	14	53	402	11.5
2013	37	176-430	.409	153-189	.810	147	4.0	112	10	42	554	15.0
2014	33	183-436	.420	142-199	.714	106	3.2	118	7	60	550	17.0
Totals	136	*564-1,359	.415	432-595	.726	460	3.4	397	33	176	1,694	12.5

* - - includes 134 three-point FGs

No. 7 RONNIE LESTER - - 1,675 (1977, 78, 79, 80)

Year	GP	FG-FGA	FG%	FT-FTA	FT%	Reb	Avg	Ast	Blk	Stl	Pts	Avg
1977	27	140-312	.437	83-119	.697	66	2.4	98	N/A	N/A	363	13.4
1978	27	202-423	.478	132-177	.746	68	2.5	163	N/A	N/A	536	19.9
1979	28	194-401	.484	136-161	.845	63	2.3	147	N/A	N/A	524	18.7
1980	17	86-185	.465	80-100	.800	29	1.7	72	N/A	N/A	252	14.8
Totals	99	622-1,321	.471	431-557	.774	226	2.3	480	N/A	N/A	1,675	16.9

No. 8 MATT GATENS - - 1,635 (2009, 10, 11, 12)

Year	GP	FG-FGA	FG%	FT-FTA	FT%	Reb	Avg	Ast	Blk	Stl	Pts	Avg
2009	32	109-258	.422	75-83	.904	121	3.8	71	10	26	345	10.8
2010	32	125-338	.370	84-101	.832	138	4.3	105	3	29	392	12.3
2011	29	118-299	.395	76-87	.874	71	2.4	53	3	38	366	12.6
2012	35	173-369	.469	111-130	.854	125	3.6	69	6	48	532	15.2
Totals	128	525-1,264	.415	346-401	.863	455	3.6	298	22	141	1,635	12.8

* - - includes 238 three-point field goals

**No. 9 JESS SETTLES -- 1,611 (1994, 95, 96, 97, 99)**

Year	GP	FG-FGA	FG%	FT-FTA	FT%	Reb	Avg	Ast	Blk	Stl	Pts	Avg
1994	27	156-272	.574	86-109	.789	203	7.5	61	3	40	414	15.3
1995	26	138-294	.469	97-121	.802	162	6.2	53	4	41	405	15.6
1996	32	179-375	.477	86-116	.741	239	7.5	99	8	48	484	15.1
1997	3	10-20	.500	13-14	.929	10	3.3	6	1	3	34	11.3
1999	28	98-225	.436	54-69	.783	133	4.8	76	4	22	274	9.8
Totals	116	*581-1,186	.490	336-429	.783	747	6.4	295	20	154	1,611	13.9

* -- includes 113 three-point FGs

No. 10 ADAM HALUSKA -- 1,578 (2005, 06, 07)

Year	GP	FG-FGA	FG%	FT-FTA	FT%	Reb	Avg	Ast	Blk	Stl	Pts	Avg
2005	33	152-318	.478	105-130	.808	131	4.0	52	9	35	467	14.2
2006	34	149-357	.417	112-132	.848	159	4.7	78	6	36	474	13.9
2007	31	190-466	.408	167-192	.870	144	4.6	80	8	42	637	20.5
Totals	98	491-1,141	.430	384-454	.846	434	4.4	210	23	113	1,578	16.1

* -- includes 212 three-point FGs

No. 11 DEAN OLIVER -- 1,561 (1998, 99, 00, 01)

Year	GP	FG-FGA	FG%	FT-FTA	FT%	Reb	Avg	Ast	Blk	Stl	Pts	Avg
1998	31	79-211	.374	96-126	.762	78	2.5	131	1	42	274	8.8
1999	30	105-262	.401	111-155	.716	106	3.5	136	2	51	357	11.9
2000	30	125-339	.369	118-154	.766	87	2.9	126	4	62	408	13.6
2001	35	157-401	.392	143-186	.769	98	2.8	168	5	50	522	14.9
Career	126	*466-1,213	.384	468-621	.751	369	2.9	561	12	205	1,561	12.4

* -- includes 161 three-point FGs

No. 12 LUKA GARZA -- 1,559 (2018, 19, 20)

Year	GP	FG-FGA	FG%	FT-FTA	FT%	Reb	Avg	Ast	Blk	Stl	Pts	Avg
2018	33	146-262	.557	92-135	.681	211	6.4	35	32	11	400	12.1
2019	32	156-294	.531	86-107	.804	144	4.5	28	17	10	419	13.1
2020	31	287-530	.542	127-195	.651	305	9.8	36	55	26	740	23.9
Career	96	589-1,086	.542	305-437	.698	660	6.9	99	104	47	1,559	16.2

* -- includes 76 three-point FGs

No. 13 ANDRE WOOLRIDGE -- 1,525 (1995, 96, 97)

Year	GP	FG-FGA	FG%	FT-FTA	FT%	Reb	Avg	Ast	Blk	Stl	Pts	Avg
1995	33	153-320	.478	131-171	.766	82	2.5	190	5	42	461	14.0
1996	32	150-320	.469	97-132	.735	103	3.2	193	6	36	419	13.1
1997	32	216-472	.458	155-207	.749	87	2.7	192	8	45	645	20.2
Totals	97	*519-1,112	.467	383-510	.751	272	2.8	575	19	123	1,525	15.7

* -- includes 104 three-point FGs

No. 14 DON NELSON -- 1,522 (1960, 61, 62)

Year	GP	FG-FGA	FG%	FT-FTA	FT%	Reb	Avg	Ast	Blk	Stl	Pts	Avg
1960	24	140-320	.437	100-155	.645	241	10.0	N/A	N/A	N/A	380	15.8
1961	24	197-377	.522	176-268	.656	258	10.8	N/A	N/A	N/A	570	23.7
1962	24	193-348	.554	186-264	.704	285	11.9	N/A	N/A	N/A	571	23.8
Totals	72	530-1,045	.507	462-687	.672	784	10.9	N/A	N/A	N/A	1,522	21.2

No. 15 GREG BRUNNER -- 1,516 (2003, 04, 05, 06)

Year	GP	FG-FGA	FG%	FT-FTA	FT%	Reb	Avg	Ast	Blk	Stl	Pts	Avg
2003	31	91-173	.526	45-77	.584	162	5.2	46	20	23	234	7.5
2004	29	123-224	.549	64-115	.557	239	8.2	24	32	9	316	10.9
2005	33	175-342	.512	118-171	.690	275	8.3	62	32	9	485	14.7
2006	34	164-361	.454	141-203	.695	314	9.2	60	20	33	481	14.1
Totals	127	553-1,100	.503	368-566	.650	990	7.8	192	104	74	1,516	11.9

* -- includes 42 three-point FGs

No. 16 PETER JOK -- 1,508 (2014, 15, 16, 17)

Year	GP	FG-FGA	FG%	FT-FTA	FT%	Reb	Avg	Ast	Blk	Stl	Pts	Avg
2014	27	38-95	.400	27-34	.794	25	0.9	19	3	9	119	4.4
2015	34	83-232	.358	37-41	.902	88	2.6	44	4	19	239	7.0
2016	32	171-397	.431	92-108	.852	112	3.5	46	1	40	514	16.1
2017	32	199-467	.426	154-169	.911	176	5.5	84	3	34	636	19.9
Totals	125	491-1,191	.412	310-352	.881	401	3.2	193	11	102	1,508	12.1

* -- includes 216 three-point FGs



No. 17 JEFF HORNER -- 1,502 (2003, 04, 05, 06)

Year	GP	FG-FGA	FG%	FT-FTA	FT%	Reb	Avg	Ast	Blk	Stl	Pts	Avg
2003	31	79-238	.332	56-73	.767	137	4.4	140	5	40	255	8.2
2004	29	107-243	.440	98-114	.860	155	5.3	123	1	38	377	13.0
2005	33	146-359	.407	85-108	.787	148	4.5	180	6	47	463	14.0
2006	30	126-331	.381	85-114	.746	123	4.1	169	3	41	407	13.6
Totals	123	458-1,171	.391	324-409	.792	563	4.6	612	15	166	1,502	12.2

* - - includes 262 three-point FGs

No. 18 ED HORTON -- 1,372 (1986, 87, 88, 89)

Year	GP	FG-FGA	FG%	FT-FTA	FT%	Reb	Avg	Ast	Blk	Stl	Pts	Avg
1986	29	44-104	.423	22-48	.458	116	4.0	13	7	13	110	3.8
1987	35	106-228	.465	61-104	.587	197	5.6	52	13	15	273	7.8
1988	34	160-301	.532	65-117	.556	213	6.3	61	6	23	385	11.3
1989	33	250-453	.552	103-181	.569	350	10.6	65	13	26	604	18.3
Totals	131	*560-1,086	.516	251-450	.558	876	6.7	191	39	77	1,372	10.5

* - - includes one three-point FG

No. 19 BRUCE KING -- 1,361 (1975, 76, 77)

Year	GP	FG-FGA	FG%	FT-FTA	FT%	Reb	Avg	Ast	Blk	Stl	Pts	Avg
1975	26	134-299	.448	30-41	.732	228	8.8	6	N/A	N/A	298	11.5
1976	29	241-477	.505	57-71	.803	292	10.0	32	N/A	N/A	539	18.6
1977	25	198-419	.473	128-170	.753	332	13.3	19	N/A	N/A	524	21.0
Totals	80	573-1,195	.479	215-282	.762	852	10.7	57	N/A	N/A	1,361	17.0

No. 20 JAMES MOSES -- 1,343 (1989, 90, 91, 92)

Year	GP	FG-FGA	FG%	FT-FTA	FT%	Reb	Avg	Ast	Blk	Stl	Pts	Avg
1989	33	68-194	.351	20-34	.588	63	1.9	22	1	16	177	5.4
1990	28	120-337	.356	102-143	.713	80	2.9	45	5	43	365	13.0
1991	32	144-309	.466	62-90	.689	101	3.2	42	2	33	384	12.0
1992	30	148-365	.406	90-109	.826	105	3.5	52	0	47	417	13.9
Totals	123	*480-1,205	.398	274-376	.729	349	2.8	161	8	139	1,343	10.9

* - - includes 109 three-point FGs

No. 21 TYLER COOK -- 1,315 (2017, 18, 19)

Year	GP	FG-FGA	FG%	FT-FTA	FT%	Reb	Avg	Ast	Blk	Stl	Pts	Avg
2017	27	128-231	.554	73-122	.598	143	5.3	26	11	18	331	12.3
2018	33	192-339	.566	121-183	.661	224	6.8	58	20	21	506	15.3
2019	33	174-341	.510	130-202	.644	252	7.6	80	18	24	478	14.5
Totals	93	494-911	.542	324-507	.639	619	6.7	164	49	63	1,315	14.1

* - - includes three three-point FGs

No. 22 JORDAN BOHANNON -- 1,310 (2017, 18, 19)

Year	GP	FG-FGA	FG%	FT-FTA	FT%	Reb	Avg	Ast	Blk	Stl	Pts	Avg
2017	34	118-304	.388	47-55	.855	76	2.2	175	2	29	372	10.9
2018	33	137-324	.423	75-83	.904	74	2.2	178	0	22	445	13.5
2019	35	112-294	.381	102-117	.872	84	2.4	118	0	23	405	11.6
2020	10	25-84	.298	18-18	1.000	16	1.6	33	0	8	88	8.8
Totals	112	392-1,006	.390	242-273	.886	250	2.2	504	2	82	1,310	11.7

* - - includes 284 three-point FGs (school record)

No. 23 JARROD UTHOFF -- 1,298 (2014, 15, 16)

Year	GP	FG-FGA	FG%	FT-FTA	FT%	Reb	Avg	Ast	Blk	Stl	Pts	Avg
2014	33	84-168	.500	67-82	.817	152	4.6	26	35	11	252	7.6
2015	34	156-363	.430	56-76	.737	218	6.4	59	56	38	422	12.4
2016	33	218-487	.448	122-150	.813	209	6.3	36	86	32	624	18.9
Totals	100	458-1,018	.450	245-308	.795	579	5.8	121	177	81	1,298	13.0

* - - includes 137 three-point FGs

No. 24 JEFF MOE -- 1,248 (1985, 86, 87, 88)

Year	GP	FG-FGA	FG%	FT-FTA	FT%	Reb	Avg	Ast	Blk	Stl	Pts	Avg
1985	30	91-205	.444	49-63	.778	43	1.4	80	0	31	231	7.7
1986	32	84-158	.532	23-29	.793	11	0.3	60	1	13	191	6.0
1987	35	135-289	.467	59-77	.766	75	2.1	43	0	24	389	11.1
1988	34	135-275	.491	96-122	.787	72	2.1	55	1	28	437	12.9
Totals	131	*445-927	.480	227-291	.780	201	1.5	238	2	96	1,248	9.5

* - - includes 131 three-point FGs

**No. 25 KENYON MURRAY -- 1,230 (1993, 94, 95, 96)**

Year	GP	FG-FGA	FG%	FT-FTA	FT%	Reb	Avg	Ast	Blk	Stl	Pts	Avg
1993	32	77-182	.423	55-95	.579	130	4.1	35	23	45	215	6.7
1994	27	122-297	.411	77-137	.562	157	5.8	55	19	56	333	12.3
1995	33	141-307	.459	71-120	.592	139	4.2	39	14	58	379	11.5
1996	32	129-229	.563	40-64	.625	140	4.4	57	7	41	303	9.5
Totals	124	*469-1015	.462	243-416	.584	566	4.6	186	63	200	1,230	9.9

* -- includes 49 three-point FGs

No. 26 KEVIN BOYLE -- 1,189 (1979, 80, 81, 82)

Year	GP	FG-FGA	FG%	FT-FTA	FT%	Reb	Avg	Ast	Blk	Stl	Pts	Avg
1979	28	131-289	.453	72-96	.750	186	6.6	45	N/A	N/A	334	11.9
1980	33	163-318	.513	62-88	.705	205	6.2	101	2	58	388	11.8
1981	28	110-218	.505	58-71	.817	151	5.4	88	1	38	278	9.9
1982	29	78-166	.470	33-63	.529	132	4.6	101	2	38	189	6.5
Totals	118	482-991	.486	225-318	.708	674	5.7	335	N/A	N/A	1,189	10.1

No. 27 (tie) DAVE GUNTHER -- 1,188 (1957, 58, 59)

Year	GP	FG-FGA	FG%	FT-FTA	FT%	Reb	Avg	Ast	Blk	Stl	Pts	Avg
1957	22	92-268	.343	87-127	.685	197	9.0	N/A	N/A	N/A	271	12.3
1958	22	169-377	.448	97-141	.688	225	10.2	N/A	N/A	N/A	435	19.8
1959	22	180-433	.415	122-167	.730	268	12.2	N/A	N/A	N/A	482	21.9
Total	66	441-1,078	.409	306-435	.703	690	10.5	N/A	N/A	N/A	1,188	18.0

No. 27 (tie) BILL LOGAN -- 1,188 (1954, 55, 56)

Year	GP	FG-FGA	FG%	FT-FTA	FT%	Reb	Avg	Ast	Blk	Stl	Pts	Avg
1954	22	116-299	.387	83-126	.659	-	-	N/A	N/A	N/A	315	14.3
1955	26	155-387	.400	103-157	.657	285	11.0	N/A	N/A	N/A	413	15.9
1956	26	175-420	.440	110-179	.615	268	10.3	N/A	N/A	N/A	460	17.7
Totals	74	446-1105	.403	296-462	.641	553	10.6	N/A	N/A	N/A	1,188	16.1

No. 29 VAL BARNES -- 1,181 (1991, 92, 93)

Year	GP	FG-FGA	FG%	FT-FTA	FT%	Reb	Avg	Ast	Blk	Stl	Pts	Avg
1991	32	133-336	.396	64-87	.736	79	2.5	59	1	38	368	11.5
1992	30	116-267	.435	81-94	.862	100	3.3	68	1	38	344	11.5
1993	32	173-392	.441	81-106	.764	103	3.2	68	2	43	469	14.7
Totals	94	*422-995	.424	226-287	.787	282	3.0	195	4	119	1,181	12.6

* -- includes 111 three-point FGs

No. 30 SAM WILLIAMS -- 1,176 (1967, 68)

Year	GP	FG-FGA	FG%	FT-FTA	FT%	Reb	Avg	Ast	Blk	Stl	Pts	Avg
1967	24	183-387	.473	178-232	.767	225	9.4	N/A	N/A	N/A	544	22.6
1968	25	219-475	.461	194-265	.732	273	10.9	N/A	N/A	N/A	632	25.3
Totals	49	402-862	.466	372-497	.794	498	10.2	N/A	N/A	N/A	1,176	24.0

No. 31 JOHN JOHNSON -- 1,172 (1969, 70)

Year	GP	FG-FGA	FG%	FT-FTA	FT%	Reb	Avg	Ast	Blk	Stl	Pts	Avg
1969	24	174-344	.506	125-186	.627	256	10.7	N/A	N/A	N/A	473	19.7
1970	25	289-508	.569	121-161	.752	253	10.1	N/A	N/A	N/A	699	27.9
Totals	49	463-852	.543	246-347	.709	509	10.4	N/A	N/A	N/A	1,172	23.9

No. 32 CHAD CALABRIA -- 1,168 (1968, 69, 70)

Year	GP	FG-FGA	FG%	FT-FTA	FT%	Reb	Avg	Ast	Blk	Stl	Pts	Avg
1968	25	138-324	.425	72-108	.667	115	4.6	N/A	N/A	N/A	348	13.9
1969	24	125-283	.442	91-117	.778	99	4.1	N/A	N/A	N/A	341	14.2
1970	25	181-330	.548	117-146	.801	139	5.6	N/A	N/A	N/A	479	19.1
Totals	74	444-937	.474	280-371	.755	353	4.8	N/A	N/A	N/A	1,169	15.8

No. 33 (tie) KEVIN KUNNERT -- 1,145 (1971, 72, 73)

Year	GP	FG-FGA	FG%	FT-FTA	FT%	Reb	Avg	Ast	Blk	Stl	Pts	Avg
1971	24	106-220	.482	37-53	.698	227	9.5	N/A	N/A	N/A	249	10.4
1972	24	180-349	.516	76-122	.623	353	14.7	N/A	N/A	N/A	436	18.2
1973	24	198-363	.545	64-92	.696	334	13.9	N/A	N/A	N/A	460	19.2
Totals	72	484-932	.519	177-267	.663	914	12.7	N/A	N/A	N/A	1,145	15.9



No. 33 (tie) BOB HANSEN -- 1,145 (1980, 81, 82, 83)

Year	GP	FG-FGA	FG%	FT-FTA	FT%	Reb	Avg	Ast	Blk	Stl	Pts	Avg
1980	33	71-167	.425	43-73	.589	67	2.0	65	7	16	185	5.6
1981	22	70-156	.449	45-53	.849	75	3.4	33	1	17	185	8.4
1982	25	117-237	.494	64-93	.699	102	4.1	50	8	28	299	12.0
1983	31	184-378	.453	98-129	.760	166	5.4	111	2	39	476	15.4
Totals	111	*462-938	.493	251-348	.721	410	3.7	259	18	100	1,145	10.3

* -- includes 10 three-point FGs

No. 35 MELSAHN BASABE -- 1,119 (2011, 12, 13, 14)

Year	GP	FG-FGA	FG%	FT-FTA	FT%	Reb	Avg	Ast	Blk	Stl	Pts	Avg
2011	31	131-229	.572	80-112	.714	210	6.8	9	41	12	342	11.0
2012	35	109-208	.524	69-105	.657	168	4.8	11	36	18	287	8.2
2013	38	99-206	.481	61-93	.656	192	5.1	18	45	16	259	6.8
2014	32	92-164	.561	46-68	.676	182	5.7	10	26	12	231	7.2
Totals	136	*431-807	.534	256-378	.677	752	5.5	48	148	58	1,119	8.2

* -- includes 1 three-point FG

No. 36 (tie) CHRIS KINGSBURY -- 1,118 (1994, 95, 96)

Year	GP	FG-FGA	FG%	FT-FTA	FT%	Reb	Avg	Ast	Blk	Stl	Pts	Avg
1994	27	65-195	.333	46-56	.821	71	2.6	35	2	23	220	8.2
1995	33	169-423	.400	98-122	.803	88	2.7	55	5	41	553	16.8
1996	29	99-290	.341	82-103	.796	68	2.4	54	3	16	345	11.9
Totals	89	*333-908	.367	226-281	.804	227	2.5	144	10	80	1,118	12.6

* -- includes 226 three-point FGs

No. 36 (tie) MICHAEL PAYNE -- 1,118 (1982, 83, 84, 85)

Year	GP	FG-FGA	FG%	FT-FTA	FT%	Reb	Avg	Ast	Blk	Stl	Pts	Avg
1982	27	126-270	.467	56-81	.691	201	7.4	46	23	20	308	11.4
1983	31	118-288	.410	94-127	.744	233	7.5	48	52	34	330	10.6
1984	28	99-210	.471	62-90	.689	188	6.7	36	22	25	260	9.3
1985	31	92-203	.453	36-58	.621	235	7.6	102	23	36	220	7.1
Totals	117	435-971	.448	248-356	.697	857	7.3	232	120	115	1,118	9.6

No. 38 KENNY ARNOLD -- 1,112 (1979, 80, 81, 82)

Year	GP	FG-FGA	FG%	FT-FTA	FT%	Reb	Avg	Ast	Blk	Stl	Pts	Avg
1979	19	22-57	.386	6-16	.375	21	1.1	17	N/A	N/A	50	2.6
1980	33	171-363	.471	102-136	.750	114	3.5	142	1	38	444	13.5
1981	28	131-303	.432	65-85	.765	67	2.4	110	1	28	327	11.7
1982	29	100-237	.422	91-116	.784	59	2.0	83	1	15	291	10.0
Totals	109	424-960	.442	264-353	.748	261	2.4	352	N/A	N/A	1,112	10.2

No. 39 CHARLES DARLING -- 1,094 (1950, 51, 52)

Year	GP	FG-FGA	FG%	FT-FTA	FT%	Reb	Avg	Ast	Blk	Stl	Pts	Avg
1950	19	67-212	.316	41-65	.623	-	-	N/A	N/A	N/A	175	9.2
1951	22	139-376	.372	80-120	.667	387	17.6	N/A	N/A	N/A	358	16.3
1952	22	204-489	.417	153-218	.702	-	-	N/A	N/A	N/A	561	25.5
Totals	63	410-1,077	.381	274-403	.680	387	17.6	N/A	N/A	N/A	1,094	17.4

No. 40 FRED BROWN -- 1,091 (1970, 71)

Year	GP	FG-FGA	FG%	FT-FTA	FT%	Reb	Avg	Ast	Blk	Stl	Pts	Avg
1970	24	180-360	.500	69-86	.802	91	3.8	N/A	N/A	N/A	429	17.9
1971	24	268-535	.501	126-152	.829	111	4.6	N/A	N/A	N/A	662	27.6
Totals	48	448-895	.501	195-238	.819	202	4.2	N/A	N/A	N/A	1,091	22.7

No. 41 RYAN BOWEN -- 1,090 (1995, 96, 97, 98)

Year	GP	FG-FGA	FG%	FT-FTA	FT%	Reb	Avg	Ast	Blk	Stl	Pts	Avg
1995	33	58-110	.527	35-59	.593	148	4.5	16	34	38	151	4.6
1996	27	55-91	.604	39-58	.672	121	4.5	16	20	36	149	5.5
1997	29	120-217	.553	93-135	.689	264	9.1	35	29	55	343	11.8
1998	31	164-272	.603	111-161	.689	271	8.7	48	41	79	447	14.4
Totals	120	*397-690	.575	278-413	.673	804	6.7	115	124	208	1,090	9.1

* -- includes 18 three-point FGs

**No. 42 (tie) MIKE GESELL -- 1,072 (2013, 14, 15, 16)**

Year	GP	FG-FGA	FG%	FT-FTA	FT%	Reb	Avg	Ast	Blk	Stl	Pts	Avg
2013	34	106-263	.403	50-63	.794	88	2.6	89	10	40	295	8.7
2014	33	90-240	.375	49-73	.671	67	2.0	128	4	43	258	7.8
2015	34	97-238	.408	42-61	.689	66	1.9	135	5	33	252	7.4
2016	33	91-232	.392	69-93	.742	104	3.2	205	5	44	267	8.1
Totals	134	384-973	.395	210-290	.724	325	2.4	557	24	160	1,072	8.0

* - - includes 94 three-point FGs

No. 42 (tie) PIERRE PIERCE -- 1,072 (2002, 04, 05)

Year	GP	FG-FGA	FG%	FT-FTA	FT%	Reb	Avg	Ast	Blk	Stl	Pts	Avg
2002	35	93-222	.419	57-93	.613	114	3.3	114	9	30	248	7.1
2004	29	174-364	.478	108-188	.574	164	5.7	63	4	16	468	16.1
2005	20	139-289	.481	55-104	.529	104	5.2	84	9	49	356	17.8
Totals	84	406-875	.464	220-385	.571	382	4.5	261	22	95	1,072	12.8

* - - includes 40 three-point FGs

No. 44 GLEN WORLEY -- 1,060 (2001, 02, 03, 04)

Year	GP	FG-FGA	FG%	FT-FTA	FT%	Reb	Avg	Ast	Blk	Stl	Pts	Avg
2001	35	89-198	.449	78-108	.722	133	3.8	23	13	14	264	7.5
2002	35	85-188	.452	71-98	.724	145	4.1	34	31	18	254	7.3
2003	31	115-258	.446	93-129	.721	161	5.2	47	34	22	339	10.9
2004	25	69-167	.413	48-64	.750	113	4.5	25	8	20	203	8.1
Totals	126	358-811	.441	290-399	.727	552	4.4	129	86	74	1,060	8.4

* - - includes 54 three-point FGs

No. 45 (tie) REGGIE EVANS -- 1,054 (2001, 02)

Year	GP	FG-FGA	FG%	FT-FTA	FT%	Reb	Avg	Ast	Blk	Stl	Pts	Avg
2001	35	155-326	.583	218-346	.630	416	11.9	55	21	31	529	15.1
2002	34	169-341	.496	187-302	.619	378	11.1	44	17	54	525	15.4
Totals	69	324-667	.486	405-648	.625	794	11.5	99	38	85	1,054	15.3

* - - includes one three-point FG

No. 45 (tie) CARL CAIN -- 1,054 (1954, 55, 56)

Year	GP	FG-FGA	FG%	FT-FTA	FT%	Reb	Avg	Ast	Blk	Stl	Pts	Avg
1954	22	106-248	.427	71-119	.597	-	-	N/A	N/A	N/A	283	12.9
1955	26	133-333	.399	94-140	.671	244	9.4	N/A	N/A	N/A	360	13.8
1956	26	165-403	.409	81-112	.723	257	9.9	N/A	N/A	N/A	411	15.8
Totals	74	404-984	.411	246-371	.663	501	9.6	N/A	N/A	N/A	1,054	14.2

No. 47 GERRY JONES -- 1,039 (1965, 66, 67)

Year	GP	FG-FGA	FG%	FT-FTA	FT%	Reb	Avg	Ast	Blk	Stl	Pts	Avg
1965	24	140-323	.433	57-90	.633	234	9.8	N/A	N/A	N/A	337	14.0
1966	16	99-242	.409	56-71	.789	174	10.9	N/A	N/A	N/A	254	15.8
1967	24	169-367	.461	110-154	.714	257	10.7	N/A	N/A	N/A	448	18.6
Totals	64	408-932	.438	223-315	.708	665	10.4	N/A	N/A	N/A	1,039	16.2

No. 48 STEVE CARFINO -- 1,037 (1981, 82, 83, 84)

Year	GP	FG-FGA	FG%	FT-FTA	FT%	Reb	Avg	Ast	Blk	Stl	Pts	Avg
1981	28	54-121	.446	19-30	.633	32	1.1	43	1	18	127	4.5
1982	29	100-178	.562	45-65	.692	52	1.8	82	4	44	245	8.4
1983	31	129-265	.487	49-67	.731	63	2.0	129	5	50	337	10.9
1984	28	136-293	.464	56-74	.757	67	2.4	66	1	66	328	11.7
Totals	116	*419-857	.489	169-236	.716	214	1.8	320	11	178	1,037	8.9

* - - includes 30 three-point FGs

No. 49 GEORGE PEEPLES -- 1,025 (1964, 65, 66)

Year	GP	FG-FGA	FG%	FT-FTA	FT%	Reb	Avg	Ast	Blk	Stl	Pts	Avg
1964	20	73-262	.361	42-78	.538	145	7.3	N/A	N/A	N/A	188	9.4
1965	24	156-305	.511	97-157	.618	249	10.3	N/A	N/A	N/A	409	17.0
1966	24	171-332	.515	86-143	.601	260	10.8	N/A	N/A	N/A	428	17.8
Totals	68	400-899	.445	225-378	.595	654	9.6	N/A	N/A	N/A	1,025	15.1

IOWA 82, PENN STATE 53 (Sweet 16)

March 11, 1955, Evanston, IL

Iowa -- 82					
Name	FG	FT	PF	TP	RB
Davis, F.	6-13	7	2	19	6
Cain	8-13	5	3	21	9
Logan	4-14	0	1	8	5
Scheuerman	1-3	0	1	2	3
Seaberg	6-8	1	1	13	2
Johnson	0-1	0	0	0	1
Schoof	2-4	2	0	6	5
George	3-5	1	1	7	4
Ridley	1-4	0	1	2	4
Martel	0-3	1	0	1	1
Hawthorne	1-3	1	0	3	1
Duncan	0-0	0	1	0	1
Totals	32-71	18	11	82	42
FG%:	.459				

Penn State -- 53					
Name	FG	FT	PF	TP	RB
Weidenhammer	2-7	0	2	4	1
Hoffman	6-18	2	1	14	3
Arnelle	3-15	5	2	11	10
Fields	1-6	1	1	3	5
Blocker	2-9	1	0	5	7
Rohland	0-0	2	0	2	0
Edwards	0-0	0	0	0	1
Ramsey	1-3	1	4	3	2
Marisa	3-7	2	2	8	6
Hartnett	0-3	0	2	0	2
Watts	1-3	0	2	2	1
Hall	0-1	1	0	1	0
Totals	19-72	15	18	53	46

SCORE BY PERIODS				ATTENDANCE: 9,700
Iowa	39	43	82	
Penn State	25	28	53	

IOWA 86, MARQUETTE 81 (Elite Eight)

March 12, 1955, Kansas City, MO

Iowa -- 86					
Name	FG	FT	PF	TP	RB
Davis	2-11	3	2	7	4
Cain	5-14	0	4	10	8
Logan	11-20	9	5	31	15
Seaberg	5-8	2	5	12	5
Scheuerman	3-8	5	2	11	7
Schoof	3-8	2	5	8	7
Johnson, C.	1-1	1	0	3	0
George	1-1	1	1	3	0
Hawthorne	0-0	1	0	1	0
Totals	31-71	24	24	86	46

Marquette -- 81					
Name	FG	FT	PF	TP	RB
Hopfensperger	5-11	6	4	16	0
Schulz	5-11	12	4	22	9
Rand	7-11	3	5	17	12
Bugalski	0-5	7	4	7	6
Walczak	1-7	1	3	3	3
O'Keefe	0-1	0	0	0	2
Wittberger	7-14	2	5	16	6
Vanvooren	0-0	0	0	0	0
Sevcik	0-0	0	1	0	1
Totals	25-61	31	26	81	41

SCORE BY PERIODS				ATTENDANCE: 9,700
Iowa	46	40	86	
Marquette	33	48	81	

LASALLE 76, IOWA 73 (Final Four)

March 18, 1955, Kansas City, MO

Iowa -- 73				
Name	FG	FT	PF	TP
Davis	1	0	2	2
Schoof	3	0	4	6
Cain	8	1	3	17
Logan	7	6	3	20
Seaberg	5	5	2	15
Scheuerman	1	11	3	13
Totals	25	23	17	73

LaSalle -- 76				
Name	FG	FT	PF	TP
O'Malley	1	4	1	6
Maples	1	2	0	4
Singler	5	6	2	16
Blatcher	2	1	5	5
Gola	8	7	4	23
Lewis	5	4	3	14
Greenberg	4	0	4	8
Totals	26	24	19	76

SCORE BY PERIODS				ATTENDANCE: NA
Iowa	36	37	73	
LaSalle	45	31	76	

COLORADO 75, IOWA 54 (Final Four Consolation Game)

March 19, 1955, Kansas City, MO

Iowa -- 54				
Name	FG	FT	PF	TP
Davis	1	0	3	2
Schoof	2	2	3	6
Cain	4	6	2	14
Ridley	0	0	0	0
Duncan	0	0	1	0
Logan	5	7	1	17
George	0	3	3	3
Seaberg	1	2	1	4
Johnson	0	0	3	0
Martel	1	0	2	2
Scheuerman	2	2	3	6
Hawthorne	0	0	1	0
Totals	16	22	23	54

Colorado -- 75				
Name	FG	FT	PF	TP
Jeangerard	5	4	3	14
Walter	0	0	0	0
Ranglos	6	6	4	18
Yardley	0	0	0	0
Halderson	4	4	4	12
Hannah	1	4	1	6
Mock	3	7	3	13
Mansfield	0	0	0	0
Peterson	3	4	2	10
Grant	1	0	0	2
Totals	23	29	17	75

SCORE BY PERIODS				ATTENDANCE: NA
Iowa	28	26	54	
Colorado	35	40	75	

**IOWA 97, MOREHEAD STATE 83 (Sweet 16)**

March 15, 1956, Iowa City, IA

Iowa -- 97

Name	FG	FT	PF	TP	RB
Cain	8-25	12-13	3	28	14
Schoof	5-13	5-8	3	15	11
Logan	6-21	5-8	2	17	11
Seaberg	4-12	1-1	5	9	7
Scheuerman	6-10	2-3	5	14	5
George	0-4	3-8	4	3	3
Hawthorne	0-7	4-4	4	4	0
Martel	1-4	0-2	3	2	4
Sebolt	0-1	0-1	3	0	1
Paul	1-1	1-2	0	3	1
McConnell	0-2	0-0	2	0	1
Schroeder	0-0	2-2	1	2	2
Totals	31-100	35-52	35	97	60
FG%:	.310	FT%:	.673		

Morehead State -- 83

Name	FG	FT	PF	TP	RB
Keleher	0-4	3-4	5	3	3
Hamilton	7-18	5-6	5	19	16
Swartz	8-23	4-6	5	20	12
Gaunce	5-14	14-24	3	24	8
Tolle	2-8	2-4	4	6	4
Carroll	1-3	0-0	2	2	1
Richards	0-2	0-0	2	0	1
Jewell	0-2	2-3	1	2	4
Shimfessel	1-4	1-3	5	3	2
Thompson	1-2	2-3	1	4	3
Totals	25-80	33-53	33	83	54
FG%:	.313	FT%:	.623		

SCORE BY PERIODS

Iowa	54	43	97
Morehead State	35	48	83

ATTENDANCE: 14,500

IOWA 89, KENTUCKY 77 (Elite Eight)

March 17, 1956, Iowa City, IA

Iowa -- 89

Name	FG	FT	PF	TP	RB
Cain	12-21	10-11	2	34	9
Schoof	2-6	0-0	3	4	3
Logan	6-18	2-6	3	14	13
Seaberg	2-12	5-5	1	9	11
Scheuerman	8-13	6-9	4	22	5
George	3-10	0-1	3	6	11
Hawthorne	0-0	0-0	0	0	0
Martel	0-0	0-0	0	0	0
Sebolt	0-0	0-0	0	0	0
Paul	0-2	0-0	0	0	2
McConnell	0-1	0-0	2	0	1
Totals	33-83	23-32	18	89	55
FG%:	.398	FT%:	.719		

Kentucky -- 77

Name	FG	FT	PF	TP	RB
Bird	9-21	5-9	1	23	24
Grawemeyer	2-10	1-1	4	5	7
Burrow	13-23	5-8	3	31	12
Calvert	3-10	1-1	3	7	6
Hatton	2-4	0-3	2	4	1
Johnson	1-9	1-3	1	3	6
Brewer	2-5	0-0	4	4	1
Collinsworth	0-0	0-0	1	0	0
Cassady	0-0	0-0	0	0	0
Totals	32-82	13-25	19	77	57
FG%:	.398	FT%:	.719		

SCORE BY PERIODS

Iowa	49	40	89
Kentucky	38	39	77

ATTENDANCE: 15,375

IOWA 83, TEMPLE 76 (Final Four)

March 22, 1956, Evanston, IL

Iowa -- 83

Name	FG	FT	PF	TP	RB
Cain	8-20	4-9	1	20	15
Schoof	5-15	8-9	4	18	18
Logan	13-21	10-15	2	36	8
Seaberg	1-7	0-0	4	2	6
Scheuerman	1-2	2-2	4	4	2
Martel	1-4	1-3	0	3	2
Totals	29-70	25-38	15	83	51
FG%:	.414	FT%:	.658		

Temple -- 76

Name	FG	FT	PF	TP	RB
Norman	1-8	0-2	4	2	17
Reinfeld	1-6	0-0	2	2	2
Fleming	1-4	0-0	1	4	2
Cohen	3-7	0-1	5	6	12
VanPatton	1-4	0-1	4	2	5
Rodgers	12-29	4-9	3	28	7
Lear	15-30	2-4	4	32	2
Totals	35-88	6-17	23	76	47
FG%:	.398	FT%:	.353		

SCORE BY PERIODS

Iowa	39	44	83
Temple	36	40	76

ATTENDANCE: 10,525

SAN FRANCISCO 83, IOWA 71 (National Championship)

March 23, 1956, Evanston, IL

Iowa -- 71

Name	FG	FT	PF	TP	RB
Cain	7-25	3-4	1	17	12
Schoof	5-10	4-4	3	14	9
Logan	5-23	2-2	3	12	15
George	0-0	0-0	0	0	0
Seaberg	5-13	7-10	1	17	4
Martel	0-1	0-0	0	0	0
Scheuerman	4-7	3-4	2	11	7
McConnell	0-0	0-0	0	0	1
Totals	26-81	19-24	10	71	48
FG%:	.325	FT%:	.750		

San Francisco -- 83

Name	FG	FT	PF	TP	RB
Boldt	7-15	1-2	4	16	5
Baxter	2-6	0-0	0	4	0
Farmer	0-10	0-0	2	0	12
Preaseau	3-4	1-2	3	7	3
Russell	11-24	4-5	2	26	27
Nelson	0-0	0-0	0	0	0
Perry	6-14	2-2	2	14	4
Bush	0-0	0-0	0	0	0
Brown	6-14	4-4	0	16	9
Payne	0-0	0-0	0	0	0
Totals	35-87	13-15	13	83	60
FG%:	.402	FT%:	.813		

SCORE BY PERIODS

Iowa	33	38	71
San Francisco	38	45	83

ATTENDANCE: N/A

JACKSONVILLE 104, IOWA 103 (Sweet 16)

March 12, 1970, Columbus, OH

Iowa -- 103

Name	FG	FT	PF	RB	TP
Vidnovic	8-13	8-11	3	8	24
Johnson	9-19	1-3	3	8	19
Jensen	1-8	2-3	3	4	4
Brown	13-23	1-2	3	4	27
Calabria	7-12	7-8	4	8	21
McGilmer	4-8	0-2	4	3	8
Grabinski	0-0	0-2	0	2	0
Team				9	
Totals	42-83	19-31	20	46	103
FG%:	.506	FT%:	.612		

Jacksonville -- 104

Name	FG	FT	PF	RB	TP
Blevins	0-1	0-0	3	1	0
Burrows	11-12	1-2	3	9	23
Gilmore	13-24	4-7	5	17	30
Wedeking	2-8	1-3	1	4	5
Morgan	9-14	5-9	4	4	23
Dublin	2-8	0-0	5	2	4
Nelson	6-7	6-6	1	9	18
McIntyre	0-1	1-2	0	1	1
Baldwin	0-1	0-0	1	0	0
Team				4	
Totals	43-76	18-29	23	51	104
FG%:	.565	FT%:	.620		

SCORE BY PERIODS

Iowa	49	54	103
Jacksonville	50	54	104

ATTENDANCE: 13,937

IOWA 121, NOTRE DAME 106 (Sweet 16 Consolation)

March 14, 1970, Columbus, OH

Iowa -- 121

Name	FG	FT	PF	RB	TP
Vidnovic	7-14	10-10	1	11	24
Johnson	14-31	3-3	3	9	31
Jensen	2-2	1-1	1	7	5
Brown	8-16	0-0	3	6	16
Calabria	15-22	1-2	3	8	31
McGilmer	6-9	0-0	3	6	12
Schultz	0-1	0-0	0	0	0
Hodge	0-0	2-2	0	0	2
Grabinski	0-1	0-1	1	0	0
Hazley	0-1	0-0	0	1	0
Miller	0-1	0-0	0	1	0
Team				3	
Totals	52-98	17-19	15	52	121
FG%:	.530	FT%:	.894		

Notre Dame -- 106

Name	FG	FT	PF	RB	TP
Jones	12-24	0-0	3	8	24
Carr	21-39	3-4	2	10	45
Catlett	3-10	1-1	2	6	7
O'Connell	1-3	0-0	1	0	2
Meehan	1-3	1-1	0	1	3
Ziznewski	2-6	3-4	2	10	7
Sinnott	2-5	6-6	2	3	10
Hinga	2-5	2-2	1	2	6
Gallagher	1-2	0-0	0	2	2
Team				8	
Totals	45-97	16-18	13	50	106
FG%:	.463	FT%:	.888		

SCORE BY PERIODS

Iowa	75	46	121
Notre Dame	42	64	106

ATTENDANCE: 13,865

TOLEDO 74, IOWA 72 (2nd Round)

March 10, 1979, Bloomington, IN

Iowa -- 72

Name	FG	FT	RB	PF	TP	A	TO	BK	S	MIN
Mayfield	8-11	3-8	5	4	19	1	0	1	1	28
Boyle	2-9	3-6	4	2	7	0	3	0	1	34
Waite	1-2	0-0	3	3	2	0	0	1	0	22
Lester	9-13	5-6	4	4	23	6	3	1	2	38
Peth	1-3	1-2	2	5	3	2	1	0	0	23
Krafcsin	2-4	2-5	6	5	6	2	2	0	1	18
Norman	4-8	0-0	0	5	8	1	2	0	0	17
Brookins	2-3	0-0	2	3	4	0	1	0	0	10
Arnold	0-2	0-0	1	0	0	2	0	0	0	10
Team				6						
Totals	29-55	14-27	33	31	72	14	12	3	5	200
FG%:	.527	FT%:	.519							

Toledo -- 74

Name	FG	FT	RB	PF	TP	A	TO	BK	S	MIN
Swaney	5-12	2-2	4	4	12	0	2	1	0	16
Appel	2-4	0-0	3	2	4	1	0	0	0	24
Miller	5-8	8-17	14	4	18	4	2	0	1	40
Joplin	3-7	9-11	0	4	15	3	2	0	3	32
Lehman	2-4	6-8	5	2	10	3	5	0	0	35
Selgo	2-4	2-2	4	5	6	2	1	0	1	23
Knuckles	3-4	1-1	2	2	7	0	6	0	0	15
Garwood	0-0	0-0	0	1	0	0	1	0	0	1
Montague	1-2	0-0	1	0	2	0	0	0	0	14
Team				11						
Totals	23-45	28-41	41	24	74	13	19	1	5	200
FG%:	.511	FT%:	.683							

SCORE BY PERIODS

Iowa	41	31	72
Toledo	29	45	74

ATTENDANCE, 8,500

IOWA 86, VCU 72 (1st Round)

March 6, 1980, Greensboro, NC

Iowa -- 86

Name	FG	FT	RB	PF	TP	A	TO	BK	S	MIN
Boyle	8-14	1-3	8	3	17	4	2	0	1	39
Waite	7-14	3-4	10	3	17	2	3	0	1	34
Krafcsin	5-9	0-1	9	3	10	5	4	1	1	32
Lester	4-8	9-13	1	2	17	8	1	0	0	32
Arnold	8-12	7-8	4	3	23	4	0	0	2	36
Hansen	0-0	0-0	1	1	0	1	2	1	0	8
Brookins	1-3	0-0	6	2	2	1	1	1	0	16
Heller	0-0	0-0	0	0	0	0	0	0	0	1
Darsee	0-0	0-0	0	0	0	0	0	0	0	1
Grogan	0-0	0-0	0	0	0	0	0	0	0	1
Team				4						
Totals	33-60	20-29	43	17	86	25	13	3	5	200
FG%:	.550	FT%:	.690							

Virginia Commonwealth -- 72

Name	FG	FT	RB	PF	TP	A	TO	BK	S	MIN
Kottak	4-9	2-2	3	5	10	2	0	0	1	33
McCray	9-18	0-1	11	4	18	1	2	2	1	37
Jones	2-5	1-1	7	3	5	0	4	1	0	27
Knight	6-19	1-1	7	4	13	5	2	0	2	33
Sherod	5-11	4-7	3	4	14	5	2	0	2	40
Harris	0-1	2-2	0	2	2	0	0	0	0	5
Stancel	5-7	0-0	3	2	10	1	0	0	0	21
Shropshire	0-0	0-0	0	1	0	0	0	0	0	2
Ringo	0-0	0-0	0	0	0	0	0	0	0	1
Bates	0-0	0-0	0	0	0	0	0	0	0	1
Totals	31-70	10-14	34	25	72	14	10	3	6	200
FG%:	.433	FT%:	.714							

SCORE BY PERIODS

Iowa	39	47	86
VCU	28	44	72

ATTENDANCE: 6,865

**IOWA 77, N.C. STATE 64 (2nd Round)**

March 8, 1980, Greensboro, NC

Iowa -- 77

Name	FG	FT	RB	PF	TP	A	TO	BK	S	MIN
Boyle	3-5	3-5	7	3	9	3	1	0	2	33
Waite	0-4	3-5	4	1	3	0	2	0	0	33
Kraficisin	0-2	7-8	4	1	7	1	1	1	0	18
Lester	6-10	5-6	0	4	17	4	3	0	1	28
Arnold	6-11	6-8	4	1	18	2	0	1	0	39
Hansen	2-5	0-0	2	2	4	3	1	0	1	17
Brookins	7-7	3-5	2	2	17	0	2	2	0	31
Heller	1-1	0-0	0	0	2	0	0	0	0	1
Team			7							
Totals	25-45	27-37	30	14	77	13	10	4	4	200
FG%:	.556		FT%:	.730						

North Carolina State -- 64

Name	FG	FT	RB	PF	TP	A	TO	BK	S	MIN
Whitney	5-16	0-2	11	5	10	4	2	1	0	35
Bailey	0-3	2-2	3	3	2	0	1	0	1	23
Watts	6-6	0-0	4	2	12	1	2	2	0	24
Austin	9-18	0-0	1	4	18	0	3	0	0	23
Lowe	1-3	3-4	0	3	5	10	2	0	1	33
Matthews	3-6	0-0	0	1	6	0	1	0	0	19
Jones	2-4	0-1	4	3	4	2	2	0	1	28
Parzych	0-0	0-0	0	0	0	0	0	0	0	2
Whittenburg	2-4	0-0	1	1	4	0	0	0	0	7
Perry	0-0	0-0	0	0	0	0	0	0	0	2
Nevitt	1-1	0-0	1	3	2	0	0	1	0	3
Weber	0-0	1-1	0	0	1	2	0	0	0	1
Team			4							
Totals	29-61	6-10	29	25	64	19	13	4	3	200
FG%:	.415		FT%:	.600						

SCORE BY PERIODS

Iowa	26	51	77
NC State	29	35	64

ATTENDANCE: 13,210

IOWA 88, SYRACUSE 77 (Sweet 16)

March 14, 1980, Philadelphia, PA

Iowa -- 88

Name	FG	FT	RB	PF	TP	A	TO	BK	S	MIN
Brookins	5-10	11-12	5	4	21	2	1	2	0	31
Boyle	8-12	2-2	5	3	18	0	3	0	0	40
Kraficisin	6-9	2-2	3	5	14	1	0	1	1	23
Lester	3-10	3-5	3	1	9	7	3	0	2	35
Arnold	2-7	8-13	5	1	12	5	1	0	2	35
Hansen	1-2	2-2	1	4	4	3	1	0	0	15
Waite	4-5	2-3	5	2	10	0	3	2	0	21
Team			4							
Totals	29-55	30-39	31	20	88	18	12	5	5	200
FG%:	.527		FT%:	.760						

Syracuse -- 77

Name	FG	FT	RB	PF	TP	A	TO	BK	S	MIN
Stantifer	5-9	4-4	3	4	14	1	3	0	1	31
Orr	10-17	5-5	16	2	25	8	5	0	0	39
Bouie	7-8	4-5	3	5	18	0	2	2	0	19
Moss	4-7	0-0	1	5	8	3	2	0	2	29
Headd	0-7	0-0	3	2	0	3	2	0	0	26
Bruin	1-5	0-0	3	3	2	2	1	0	1	21
Cohen	0-2	0-0	1	4	0	2	1	0	1	13
Schayes	2-7	6-9	2	3	10	1	1	0	0	22
Team			5							
Totals	29-62	19-23	37	28	77	20	17	2	5	200
FG%:	.468		FT%:	.826						

SCORE BY PERIODS

Iowa	40	48	88
Syracuse	33	44	77

ATTENDANCE: 17,569

IOWA 81, GEORGETOWN 80 (Elite Eight)

March 16, 1980, Philadelphia, PA

Iowa -- 81

Name	FG	FT	RB	PF	TP	A	TO	BK	S	MIN
Brookins	10-17	2-2	4	1	22	0	1	1	1	39
Boyle	7-11	0-0	3	4	14	4	1	0	1	34
Kraficisin	1-2	0-1	3	2	2	1	0	1	0	21
Lester	2-7	4-4	2	3	8	9	0	0	1	39
Arnold	5-8	2-2	2	1	12	3	1	0	1	32
Waite	4-4	7-7	4	3	15	2	2	0	0	22
Hansen	2-2	4-4	1	1	8	1	1	0	0	13
Team			2							
Totals	31-51	19-20	21	15	81	20	6	2	4	200
FG%:	.608		FT%:	.950						

Georgetown -- 80

Name	FG	FT	RB	PF	TP	A	TO	BK	S	MIN
Dutch	1-4	0-0	3	3	2	0	0	0	0	12
Shelton	7-10	2-3	5	5	16	0	1	1	0	32
Hancock	2-3	0-0	1	1	4	0	1	0	0	12
Floyd	11-14	9-10	3	0	31	2	1	0	1	36
Doren	5-9	0-0	3	2	10	8	4	0	1	36
Smith	2-5	0-0	0	1	4	2	1	0	0	28
Frazier	4-5	1-1	3	4	9	0	1	0	1	15
Fenlon	0-1	0-0	0	1	0	1	1	0	0	6
Spriggs	0-2	2-2	2	2	2	0	1	1	0	15
Bullis	1-2	0-0	1	0	2	0	0	0	0	6
Team			3							
Totals	33-55	14-16	24	19	80	13	10	2	3	200
FG%:	.620		FT%:	.875						

SCORE BY PERIODS

Iowa	32	49	81
Georgetown	42	38	80

ATTENDANCE: 15,981

LOUISVILLE 80, IOWA 72 (Final Four)

March 22, 1980, Indianapolis, IN

Iowa -- 72

Name	FG	FT	RB	PF	TP	A	TO	BK	S	MIN
Brookins	6-18	2-2	6	5	14	2	2	0	1	33
Boyle	0-8	0-0	7	2	0	5	4	0	2	38
Kraficisin	4-5	4-4	3	5	12	0	1	1	0	32
Lester	4-4	2-2	1	2	10	1	0	0	0	12
Arnold	9-17	2-2	3	1	20	5	1	0	1	39
Waite	4-6	1-1	2	5	9	0	3	0	2	29
Hansen	2-8	3-4	4	2	7	4	0	0	1	17
Gannon	0-0	0-0	0	0	0	0	0	0	0	1
Henry	0-0	0-0	0	1	0	0	0	0	0	1
Team			4							
Totals	29-66	14-15	26	23	72	17	11	1	7	200
FG%:	.439		FT%:	.933						

Louisville -- 80

Name	FG	FT	RB	PF	TP	A	TO	BK	S	MIN
Brown	1-3	0-2	5	4	2	2	4	0	0	29
Smith	3-7	7-8	8	2	13	2	1	0	0	37
McCray	5-7	4-4	9	2	14	3	2	2	2	37
Eaves	2-4	4-5	4	1	8	1	1	0	0	22
Griffith	14-21	6-8	5	1	34	6	4	2	3	36
Wright	1-2	0-0	3	1	2	1	1	0	0	15
Burkman	2-3	3-4	2	3	7	0	5	0	1	22
Branch	0-0	0-0	0	0	0	0	0	0	0	2
Deuser	0-0	0-0	0	0	0	0	0	0	0	1
Cleveland	0-0	0-0	0	0	0	0	0	0	0	1
Pulliam	0-0	0-0	0	0	0	0	0	0	0	1
Team			5							
Totals	28-47	24-31	36	14	80	15	18	4	6	200
FG%:	.596		FT%:	.774						

SCORE BY PERIODS

Iowa	29	43	72
Louisville	34	46	80

ATTENDANCE: 16,637

PURDUE 75, IOWA 58 (Final Four Consolation Game)

March 24, 1980, Indianapolis, IN

Iowa -- 58										
Name	FG	FT	RB	PF	TP	A	TO	BK	S	MIN
Brookins	2-6	0-1	6	5	4	2	2	1	0	20
Waite	3-5	2-5	7	4	8	1	3	1	1	27
Krafcsin	2-8	2-2	6	5	6	1	3	0	1	24
Arnold	8-14	3-5	2	2	19	3	6	0	1	40
Boyle	3-8	3-4	7	4	9	2	3	0	1	36
Hansen	4-13	2-2	4	4	10	3	2	0	1	30
Gannon	1-8	0-0	3	0	2	0	0	0	0	15
Heller	0-2	0-0	1	1	0	0	0	0	0	4
Henry	0-1	0-0	1	1	0	0	1	1	0	4
Grogan	0-0	0-0	0	0	0	0	0	0	0	1
Arens	0-0	0-0	0	0	0	0	0	0	0	1
Darsee	0-0	0-0	0	0	0	0	0	0	0	1
Team			3							
Totals	23-65	12-19	40	26	58	12	20	3	5	200
	FG%:	.354	FT%:	.632						

Purdue -- 75										
Name	FG	FT	RB	PF	TP	A	TO	BK	S	MIN
Morris	3-3	1-1	1	3	7	3	5	0	1	22
Hallman	4-9	0-3	3	3	8	2	2	0	2	35
Carroll	14-17	7-11	12	3	35	2	7	4	0	37
Edmonson	6-11	5-8	4	2	17	3	4	2	1	35
Walker	0-1	0-0	5	3	0	4	5	0	2	20
Stallings	1-3	2-2	1	1	4	3	0	0	1	12
Walker	1-3	2-3	4	2	4	4	0	0	1	26
Barnes	0-2	0-0	1	0	0	0	0	0	0	5
Others	0-2	0-0	1	3	0	1	0	0	0	8
Team			4							
Totals	29-49	17-28	36	20	75	22	23	6	8	200
	FG%:	.592	FT%:	.607						

SCORE BY PERIODS				ATTENDANCE: 16,637
Iowa	27	31	58	
Purdue	32	43	75	

WICHITA STATE 60, IOWA 56 (2nd Round)

March 15, 1981, Wichita, KS

Iowa -- 56										
Name	FG	FT	RB	PF	TP	A	TO	BK	S	MIN
Brookins	6-8	4-6	3	3	16	3	2	0	2	35
Waite	2-4	1-1	3	4	3	0	2	0	0	19
Krafcsin	6-13	1-3	7	5	13	0	1	0	2	24
Arnold	5-10	2-2	1	0	12	2	3	0	0	35
Boyle	2-10	0-0	1	5	4	3	3	0	4	35
Carfino	0-1	0-0	1	1	0	0	0	0	0	10
Johnson	1-2	0-0	1	0	2	0	0	0	0	4
Hansen	1-1	0-0	2	2	2	2	3	0	0	14
Gannon	1-5	0-0	6	3	2	0	1	0	1	24
Team			1							
Totals	24-54	8-12	26	23	56	10	15	0	10	200
	FG%:	.444	FT%:	.667						

Wichita State -- 60										
Name	FG	FT	RB	PF	TP	A	TO	BK	S	MIN
Carr	6-15	8-10	12	3	20	1	3	5	3	39
Jackson	2-5	0-0	3	4	4	2	4	0	1	35
Levingston	10-18	5-8	16	2	25	1	5	0	0	39
Smithson	1-2	4-6	2	3	6	5	2	0	1	40
Martin	2-4	0-0	1	3	4	1	2	0	0	11
Gibbs	0-2	0-0	1	2	0	2	2	0	0	12
Jones	0-1	1-2	2	1	1	0	2	0	0	9
Papke	0-2	0-0	0	2	0	1	0	0	0	14
Denny	0-0	0-0	0	0	0	0	0	0	0	1
Team			2							
Totals	21-49	18-26	39	20	60	13	20	5	5	200
	FG%:	.428	FT%:	.692						

SCORE BY PERIODS				ATTENDANCE: 10,666
Iowa	36	20	56	
Wichita State	25	35	60	

IOWA 70, NORTHEAST LOUISIANA 63 (1st Round)

March 12, 1982, Pullman, WA

Iowa -- 70										
Name	FG	FT	RB	PF	TP	A	TO	BK	S	MIN
Boyle	4-8	3-3	6	5	11	2	0	1	0	32
Payne	0-6	1-4	14	4	1	0	4	1	0	30
Stokes	5-10	1-2	6	3	11	0	3	3	1	21
Hansen	7-14	5-5	4	4	19	2	7	1	2	31
Arnold	5-9	4-4	4	3	14	1	2	0	0	39
Carfino	4-5	4-4	0	2	12	5	2	0	1	31
Anderson	0-0	0-0	0	0	0	0	0	0	0	1
Gannon	1-5	0-0	2	1	2	2	1	0	0	15
Team			5							
Totals	26-57	18-22	41	22	70	12	19	6	4	200
	FG%:	.456	FT%:	.818						

Northeast Louisiana -- 63										
Name	FG	FT	RB	PF	TP	A	TO	BK	S	MIN
Wilson	6-15	6-8	10	3	18	1	2	0	1	37
Martin	6-15	4-5	11	1	16	0	4	0	0	40
Morris	5-16	5-6	7	4	15	0	4	0	1	40
Butler	5-10	0-0	2	3	10	0	2	0	0	36
Richard	2-6	0-0	0	5	4	1	3	0	0	32
Douglas	0-2	0-0	0	0	0	1	0	0	0	5
Dean	0-1	0-1	1	1	0	0	1	0	0	7
Williams	0-0	0-0	1	1	0	0	0	0	0	3
Totals	24-65	15-20	38	18	63	3	16	0	2	200
	FG%:	.369	FT%:	.750						

SCORE BY PERIODS				ATTENDANCE: 9,420
Iowa	28	42	70	
NE Louisiana	29	34	63	

IDAHO 69, IOWA 67 -- OT (2nd Round)

March 14, 1982, Pullman, WA

Iowa -- 67										
Name	FG	FT	RB	PF	TP	A	TO	BK	S	MIN
Hansen	5-12	1-2	4	3	11	1	2	0	0	44
Boyle	5-7	0-0	2	5	10	1	2	0	1	33
Payne	4-11	1-2	7	5	9	4	2	2	0	28
Carfino	4-6	0-0	4	5	8	3	2	0	0	25
Arnold	3-8	2-2	2	3	8	5	1	0	0	45
Berkenpas	1-2	0-0	0	0	2	0	1	0	0	4
Dennard	2-4	2-3	2	1	6	0	0	0	0	11
Anderson	2-4	1-3	2	0	5	1	0	0	0	22
Stokes	2-3	4-7	2	5	8	0	0	0	1	13
Team			9							
Totals	28-57	11-19	34	27	67	15	10	2	2	225
	FG%:	.491	FT%:	.579						

Idaho -- 69										
Name	FG	FT	RB	PF	TP	A	TO	BK	S	MIN
Herbert	1-6	2-2	3	3	4	1	3	0	0	45
Hopson	7-12	7-10	9	3	21	1	2	1	0	45
Smith	7-10	2-3	8	5	16	1	2	1	0	34
Kellerman	5-9	4-6	2	4	14	2	2	0	1	45
Owens	0-5	12-12	1	2	12	4	5	0	0	45
Prigge	0-2	2-2	0	1	2	0	0	0	0	11
Team			9							
Totals	20-44	29-35	33	18	69	9	14	2	1	225
	FG%:	.455	FT%:	.829						

SCORE BY PERIODS				ATTENDANCE: 12,340
Iowa	23	34	10	67
Idaho	33	24	12	69

**IOWA 64, UTAH STATE 59 (1st Round)**

March 18, 1983, Louisville, KY

Iowa -- 64

Name	FG	FT	RB	PF	TP	A	TO	BK	S	MIN
Payne	2-9	2-2	10	5	6	1	3	2	1	35
Gannon	2-4	5-8	7	1	9	0	0	0	0	39
Stokes	7-12	3-4	9	4	17	0	3	1	1	31
Carfino	1-5	3-6	0	3	5	3	2	0	5	34
Hansen	8-20	8-8	7	3	24	0	1	0	0	38
Anderson	0-1	3-4	1	0	3	1	0	0	0	10
Banks	0-1	0-0	1	3	0	4	0	0	0	9
Berkenpas	0-2	0-0	0	0	0	1	0	0	0	2
Dennard	0-1	0-0	0	1	0	0	0	0	0	2
Team			1							
Totals	20-55	24-32	36	20	64	10	9	3	7	200
	FG%:	.364	FT%:	.750						

Utah State -- 59

Name	FG	FT	RB	PF	TP	A	TO	BK	S	MIN
McCullough	4-8	4-4	7	4	12	3	4	0	0	33
Ence	3-6	2-3	5	4	8	3	1	0	1	35
Grant	7-15	3-5	10	2	17	3	3	3	0	37
Washington	2-4	0-0	0	5	4	0	5	0	0	27
McMullin	2-6	0-2	4	3	4	1	1	0	0	35
Harries	1-3	0-0	1	2	2	0	3	1	0	9
Peterson	3-3	0-0	2	2	6	0	1	0	0	11
Rotta	1-2	4-5	1	2	6	0	0	0	0	13
Team			2							
Totals	23-47	13-19	32	24	59	10	18	4	1	200
	FG%:	.489	FT%:	.684						

SCORE BY PERIODS

Iowa	30	34	64
Utah State	37	22	59

ATTENDANCE: 12,745

IOWA 77, MISSOURI 63 (2nd Round)

March 20, 1983, Louisville, KY

Iowa -- 77

Name	FG	FT	RB	PF	TP	A	TO	BK	S	MIN
Payne	7-12	5-6	7	3	19	1	1	1	2	39
Gannon	4-6	3-5	9	2	11	4	1	0	1	38
Stokes	7-11	8-10	6	2	22	2	1	3	0	39
Carfino	3-4	2-3	5	3	8	2	2	0	2	36
Hansen	4-12	7-8	6	3	15	3	5	0	0	37
Banks	1-1	0-1	1	1	2	1	0	0	0	7
Anderson	0-0	0-0	0	0	0	0	0	0	1	1
King	0-0	0-0	0	0	0	0	0	0	0	1
Dennard	0-0	0-0	1	0	0	0	0	0	0	1
Lohaus	0-0	0-0	0	0	0	0	0	0	0	1
Team			1							
Totals	26-46	25-33	36	14	77	13	10	4	6	200
	FG%:	.565	FT%:	.758						

Missouri -- 63

Name	FG	FT	RB	PF	TP	A	TO	BK	S	MIN
Cavener	4-9	1-2	10	4	9	1	4	0	1	37
Jones	2-4	2-2	5	4	6	2	0	0	0	24
Stipanovich	3-11	0-0	8	5	6	1	2	1	1	33
Bridges	5-7	0-1	2	4	10	2	2	0	0	35
Sundvold	14-24	1-2	1	3	29	2	2	0	0	39
Dressler	0-4	0-0	1	2	0	2	0	0	1	18
Walker	0-0	0-0	0	0	0	0	0	0	0	1
Moody	0-2	0-2	0	3	0	1	0	0	0	10
Roundtree	0-0	0-0	0	0	0	0	0	0	0	1
Laurie	1-1	1-2	0	0	3	0	0	0	0	1
Musser	0-0	0-0	1	0	0	0	0	0	0	1
Totals	29-62	5-11	28	25	63	11	10	1	3	200
	FG%:	.468	FT%:	.455						

SCORE BY PERIODS

Iowa	32	45	77
Missouri	20	43	63

ATTENDANCE: 14,105

VILLANOVA 55, IOWA 54 (Sweet 16)

March 25, 1983, Kansas City, MO

Iowa -- 54

Name	FG	FT	RB	PF	TP	A	TO	BK	S	MIN
Payne	1-6	1-2	2	5	3	1	2	0	0	24
Gannon	2-5	0-0	1	3	4	0	1	0	2	30
Stokes	10-15	2-4	11	3	22	1	3	1	2	39
Carfino	1-7	0-0	5	3	2	5	1	0	4	39
Hansen	9-15	3-4	8	2	21	3	2	0	0	40
Banks	1-4	0-1	2	0	2	0	1	1	1	23
Anderson	0-1	0-0	0-0	0	0	1	0	0	0	5
Team			1							
Totals	24-53	6-11	30	16	54	10	10	2	9	200
	FG%:	.463	FT%:	.545						

Villanova -- 55

Name	FG	FT	RB	PF	TP	A	TO	BK	S	MIN
Pressley	1-5	0-0	3	0	2	3	1	1	1	24
Pickney	2-6	4-4	11	4	8	3	1	1	2	38
Pinone	6-12	6-6	9	4	18	1	3	1	1	39
Gringer	5-9	1-4	1	1	11	4	4	0	1	39
McClain	5-9	0-0	1	3	10	1	3	0	1	30
McLain	0-1	2-2	0	2	2	0	1	0	0	9
Hulquin	2-2	0-0	1	4	4	1	0	0	0	11
Dobbs	0-0	0-0	0	0	0	0	0	0	0	1
Team			1							
Totals	21-44	13-16	27	18	55	13	13	3	6	200
	FG%:	.477	FT%:	.813						

SCORE BY PERIODS

Iowa	24	30	54
Villanova	24	31	55

ATTENDANCE: 17,036

ARKANSAS 63, IOWA 54 (1st Round)

March 14, 1985, Salt Lake City, UT

Iowa -- 54

Name	FG	FT	RB	PF	TP	A	TO	BK	S	MIN
Payne	1-4	0-0	4	2	2	1	2	1	3	33
Lorenzen	1-3	0-2	3	3	2	0	2	0	1	21
Stokes	6-12	2-2	8	5	14	2	5	0	0	32
Banks	3-8	0-1	5	3	6	6	3	0	2	35
Berkenpas	8-17	0-0	2	3	16	2	0	0	4	31
Wright	5-7	4-7	5	3	14	2	3	0	1	25
Reaves	0-2	0-0	0	1	0	1	0	0	1	8
Jones	0-1	0-2	1	2	0	1	0	0	0	3
Moe	0-2	0-0	0	0	0	2	0	0	0	7
Morgan	0-1	0-0	0	0	0	0	1	0	0	1
Snedeker	0-0	0-0	1	1	0	0	0	0	0	3
Hill	0-0	0-0	0	1	0	1	0	0	0	1
Team			4							
Totals	24-57	6-15	33	24	54	18	16	1	12	200
	FG%:	.421	FT%:	.400						

Arkansas -- 63

Name	FG	FT	RB	PF	TP	A	TO	BK	S	MIN
Mills	2-6	6-8	3	4	10	5	7	0	1	27
Balentine	6-7	2-2	8	4	14	3	1	0	3	39
Kleine	10-17	5-8	14	3	25	0	3	0	2	38
Hutchinson	0-3	4-7	3	3	4	5	3	0	2	30
Freeman	3-5	0-0	4	0	6	2	2	0	1	28
Rehl	1-2	0-0	0	2	2	1	0	0	0	6
Irvin	1-6	0-0	1	0	2	0	0	0	0	14
Moore	0-0	0-0	1	0	0	0	0	0	0	9
Lang	0-0	0-2	0	2	0	0	1	1	0	8
Poerschke	0-0	0-0	0	0	0	0	0	0	1	1
Team			5							
Totals	23-46	17-27	39	18	63	16	17	1	10	200
	FG%:	.500	FT%:	.629						

SCORE BY PERIODS

Iowa	33	21	54
Arkansas	26	37	63

ATTENDANCE: 6,928

N.C. STATE 66, IOWA 64 (1st Round)

March 14, 1986, Minneapolis, MN

Iowa -- 64										
Name	FG	FT	RB	PF	TP	A	TO	BK	S	MIN
Wright	5-8	5-5	7	5	15	1	2	0	1	33
Marble	5-11	5-12	5	3	15	1	1	1	1	36
Lorenzen	3-5	2-4	5	5	8	0	0	0	0	25
Jones	3-7	2-2	1	1	8	1	1	0	1	30
Banks	8-13	0-0	4	2	16	0	1	0	2	40
Moe	1-3	0-1	0	1	2	1	1	0	0	14
Horton	0-0	0-2	1	4	0	0	0	0	1	10
Lohaus	0-1	0-0	1	0	0	0	1	0	0	11
Others	0-0	0-0	0	0	0	0	0	0	0	2
Team			7							
Totals	25-48	14-26	31	21	64	4	7	1	6	200
	FG%: .520	FT%: .538								

North Carolina State -- 66										
Name	FG	FT	RB	PF	TP	A	TO	BK	S	MIN
Bolton	5-7	3-4	6	5	13	2	0	0	0	33
Shackleford	5-10	0-3	8	3	10	0	0	0	1	35
Washburn	8-20	2-7	9	2	18	2	2	0	1	34
McMillan	5-10	5-6	6	4	15	3	4	0	1	40
Myers	2-8	0-0	2	3	4	0	2	0	1	36
Brown	1-2	0-0	2	0	2	0	0	0	0	10
Others	2-4	0-1	2	2	4	1	0	0	1	12
Team			7							
Totals	28-61	10-21	42	19	66	8	8	0	5	200
	FG%: .459	FT%: .476								

SCORE BY PERIODS				ATTENDANCE: 27,444			
Iowa		39	25	64			
NC State		36	30	66			

IOWA 99, SANTA CLARA 76 (1st Round)

March 13, 1987, Tucson, AZ

Iowa -- 99											
Name	FG	3-PT	FT	RB	PF	TP	A	TO	BK	S	MIN
Wright	1-4	0-0	2-4	3	3	4	0	2	0	1	18
Marble	8-10	0-2	0-0	7	1	16	2	2	1	2	22
Lohaus	2-4	0-1	2-2	1	0	6	1	1	0	0	18
Armstrong	1-3	0-1	0-0	1	1	2	4	1	0	2	18
Gamble	8-8	0-0	2-2	1	2	18	1	0	0	2	18
Moe	3-5	2-3	4-4	4	3	12	1	2	0	0	17
Horton	4-7	0-0	3-4	2	2	11	1	1	0	1	14
Jones	0-4	0-0	4-6	5	2	4	1	1	0	2	15
Lorenzen	4-6	0-1	0-0	4	3	8	1	1	0	1	16
Reaves	2-2	0-0	5-6	3	1	9	0	4	0	1	14
Hill	0-2	0-0	1-2	4	1	1	1	2	0	0	9
Morgan	2-4	0-0	0-0	3	2	4	0	2	0	1	11
Jepsen	1-2	0-0	0-1	3	3	2	0	1	0	0	5
Jewell	1-2	0-0	0-0	0	0	2	1	0	0	0	5
Team				2							
Totals	37-63	2-8	23-31	43	24	99	14	20	1	13	200
	FG%: .587	3-PT%: .250	FT%: .742								

Santa Clara -- 76											
Name	FG	3-PT	FT	RB	PF	TP	A	TO	BK	S	MIN
Gordon	9-14	0-0	6-6	6	3	24	0	3	0	0	37
Moody	0-5	0-2	1-2	2	4	1	1	3	0	0	17
Weiss	2-4	0-0	5-7	2	2	9	1	1	0	0	28
Appiah	1-6	0-0	2-3	2	4	4	2	2	0	0	24
Lane	6-11	2-2	4-4	1	4	18	3	3	0	4	33
Horvath	1-1	0-0	0-0	1	1	2	0	3	0	1	17
Burley	4-12	3-9	0-0	0	3	11	2	4	0	0	20
McPherson	0-2	0-0	0-0	3	1	0	0	1	1	0	13
Others	2-2	1-1	2-4	3	1	7	0	1	0	0	11
Team				3							
Totals	25-57	6-14	20-26	23	23	76	9	21	1	5	200
	FG%: .439	3-PT%: .429	FT%: .769								

SCORE BY PERIODS				ATTENDANCE: 13,214			
Iowa		51	48	99			
Santa Clara		22	54	76			

IOWA 84, UTEP 82 (2nd Round)

March 15, 1987, Tucson, AZ

Iowa -- 84											
Name	FG	3-PT	FT	RB	PF	TP	A	TO	BK	S	MIN
Marble	9-14	0-1	10-11	7	1	28	3	4	1	1	36
Gamble	6-9	0-1	2-3	4	3	14	2	3	0	1	32
Lohaus	2-7	2-4	1-2	5	0	7	2	2	1	1	30
Armstrong	5-8	3-4	3-4	2	0	16	1	3	0	0	29
Wright	2-3	0-0	3-5	4	1	7	1	4	1	0	20
Jones	0-0	0-0	0-0	3	0	0	0	2	0	0	7
Moe	2-4	1-3	0-0	0	1	5	1	1	0	0	12
Horton	1-4	0-0	1-2	6	5	3	1	1	0	0	20
Lorenzen	2-2	0-0	0-2	2	1	4	3	0	0	0	10
Reaves	0-0	0-0	0-0	0	0	0	1	0	0	0	4
Team				4							
Totals	29-51	6-13	20-29	37	12	84	15	20	3	3	200
	FG%: .569	3-PT%: .462	FT%: .690								

Texas-El Paso -- 82											
Name	FG	3-PT	FT	RB	PF	TP	A	TO	BK	S	MIN
Sandle	4-6	0-1	0-0	4	5	8	1	0	0	1	24
Gates	4-13	1-4	1-2	3	4	10	1	1	0	1	31
Richmond	6-11	0-0	6-7	5	2	18	0	1	1	2	29
Hardaway	5-7	1-1	0-0	2	3	11	6	0	1	2	29
Jackson	7-17	2-5	0-1	1	2	16	3	2	0	5	30
Blocker	4-12	1-2	0-2	2	3	9	4	2	0	1	23
Campbell	5-9	0-0	0-0	5	2	10	1	3	0	0	25
Stallworth	0-0	0-0	0-0	0	2	0	0	1	0	1	7
Davis	0-1	0-0	0-0	1	0	0	0	1	0	0	2
Team				5							
Totals	35-76	5-13	7-12	28	23	82	16	11	2	13	200
	FG%: .461	3-PT%: .385	FT%: .583								

SCORE BY PERIOD				ATTENDANCE: 13,214			
Iowa		38	46	84			
Texas-El Paso		42	40	82			

IOWA 93, OKLAHOMA 91 -- OT (Sweet 16)

March 20, 1987, Seattle, WA

Iowa -- 93											
Name	FG	3-PT	FT	RB	PF	TP	A	TO	BK	S	MIN
Marble	4-13	0-0	3-5	7	2	11	2	5	0	0	43
Lohaus	4-8	1-2	0-0	5	2	9	3	1	1	1	33
Wright	4-9	0-0	2-2	5	5	10	1	0	1	0	26
Armstrong	4-8	2-4	6-6	3	1	16	10	2	0	1	38
Gamble	11-13	2-2	2-6	3	1	26	4	1	1	2	31
Jones	0-0	0-0	0-0	0	1	0	0	0	0	0	1
Moe	2-8	0-3	1-2	3	1	5	0	1	0	0	18
Horton	2-5	0-0	2-2	4	4	6	1	3	0	2	19
Lorenzen	3-5	0-0	4-4	5	3	10	0	2	0	0	10
Reaves	0-0	0-0	0-0	1	0	0	0	0	0	0	6
Team				6							
Totals	34-69	5-11	20-27	42	20	93	21	15	3	6	225
	FG%: .493	3-PT%: .455	FT%: .741								

Oklahoma -- 91											
Name	FG	3-PT	FT	RB	PF	TP	A	TO	BK	S	MIN
Kennedy	8-16	0-0	0-1	3	4	16	4	2	0	1	40
Johnson	8-12	0-0	4-8	12	3	20	0	4	0	1	36
Grant	6-12	0-0	3-3	7	4	15	1	2	3	0	36
Grace	2-4	0-2	2-2	0	4	6	8	1	0	7	26
McCalister	9-18	7-11	1-5	6	2	26	3	3	0	4	45
King	1-4	0-0	0-1	2	2	2	0	0	2	1	13
Watson	0-0	0-0	0-0	0	1	0	0	0	0	0	4
Sieger	2-6	0-1	2-4	3	1	6	5	1	0	0	25
Team				7							
Totals	36-72	7-14	12-24	40	21	91	21	13	5	14	225
	FG%: .500	3-PT%: .500	FT%: .500								

**UNLV 84, IOWA 81 (Elite Eight)**

March 22, 1987, Seattle, WA

Iowa -- 81

Name	FG	3-PT	FT	RB	PF	TP	A	TO	BK	S	MN
Marble	3-11	0-1	3-7	6	3	9	5	4	0	1	35
Lohaus	4-6	0-1	4-5	7	2	12	1	2	0	1	29
Wright	3-5	0-0	2-4	3	3	8	4	2	0	2	26
Armstrong	6-12	0-1	6-7	2	1	18	2	1	0	1	32
Gamble	7-11	1-2	3-3	3	4	18	2	4	0	1	27
Reaves	2-2	0-0	0-0	1	1	4	1	2	0	1	8
Jones	0-0	0-0	0-0	0	0	0	0	0	0	0	2
Moe	1-2	1-1	1-2	1	3	4	0	1	0	0	16
Horton	4-5	0-0	0-1	4	2	8	1	1	0	0	14
Lorenzen	0-0	0-0	0-0	1	3	0	2	1	0	0	11
Team				5							
Totals	30-54	2-6	19-29	33	22	81	18	18	0	7	200
FG%:	.556	3-PT%:	.333	3-PT%:	.655						

Nevada-Las Vegas -- 84

Name	FG	3-PT	FT	RB	PF	TP	A	TO	BK	S	MN
Paddio	7-16	4-11	2-2	4	3	20	2	2	0	0	29
Gilliam	11-16	0-0	5-6	10	4	27	0	2	2	2	38
Basnight	3-3	0-0	1-2	2	4	7	0	1	0	1	25
Wade	1-2	1-1	0-0	4	4	3	12	4	0	2	35
Banks	5-20	4-13	3-5	3	1	17	5	1	0	0	37
Robinson	0-0	0-0	0-0	0	0	0	0	0	1	1	4
West	0-0	0-0	0-0	0	1	0	0	0	0	0	1
Graham	3-10	2-5	2-2	1	4	10	2	2	0	0	14
Hudson	0-1	0-0	0-0	6	3	0	1	1	0	0	15
Willard	0-0	0-0	0-0	1	2	0	0	1	0	0	2
Team				2							
Totals	30-68	11-30	13-17	33	26	84	22	15	3	6	200
FG%:	.441	3-PT%:	.367	3-PT%:	.765						

SCORE BY PERIODS

Iowa	58	23	81
UNLV	42	42	84

ATTENDANCE: 27,914

IOWA 102, FLORIDA STATE 98 (1st Round)

March 18, 1988, Los Angeles, CA

Iowa -- 102

Name	FG	3-PT	FT	RB	PF	TP	A	TO	BK	S	MN
Hill	4-5	0-0	2-3	8	2	10	2	2	0	0	26
Marble	3-6	0-0	8-10	7	4	14	1	1	0	0	27
Horton	6-7	0-0	2-4	6	4	14	2	2	0	0	32
Armstrong	8-14	3-6	16-20	0	1	35	3	2	0	1	33
Moe	4-7	2-5	3-4	2	1	13	0	1	0	1	27
Reaves	2-5	1-3	0-0	0	0	5	1	0	0	0	20
Jones	5-8	0-0	1-2	3	2	11	2	1	0	2	22
Morgan	0-1	0-0	0-0	0	0	0	3	0	0	0	13
Team				1							
Totals	32-53	6-14	32-43	27	14	102	14	9	0	4	200
FG%:	.604	3-PT%:	.429	3-PT%:	.744						

Florida State -- 98

Name	FG	3-PT	FT	RB	PF	TP	A	TO	BK	S	MN
Johnson	4-5	3-3	1-1	0	3	12	3	0	0	1	26
Dawson	13-21	0-0	4-5	4	5	30	1	2	0	2	35
Hunter	2-6	0-0	0-0	9	3	4	1	1	0	0	25
Mayes	7-14	2-7	1-2	3	5	17	2	1	0	0	30
McCloud	8-19	5-13	0-1	3	5	21	0	2	0	0	35
Polite	1-3	0-0	2-2	4	1	4	0	2	0	0	16
Fitchett	1-2	1-2	0-0	3	1	3	1	1	0	0	10
Boyd	3-4	1-1	0-0	2	4	7	2	1	0	0	11
Mitchell	0-1	0-0	0-0	1	5	0	0	3	0	0	10
White	0-0	0-0	0-0	0	0	0	0	0	0	0	2
Team				7							
Totals	39-75	12-26	8-11	36	32	98	10	13	0	3	200
FG%:	.520	3-PT%:	.462	3-PT%:	.727						

SCORE BY PERIODS

Iowa	51	51	102
Florida State	46	52	98

ATTENDANCE: 12,591

IOWA 104, UNLV 86 (2nd Round)

March 20, 1988, Los Angeles, CA

Iowa -- 104

Name	FG	3-PT	FT	RB	PF	TP	A	TO	BK	S	MN
Jones	5-10	0-0	2-2	6	2	12	2	2	0	3	28
Marble	7-12	0-0	8-10	5	0	22	3	1	0	3	30
Horton	10-16	0-0	4-11	9	3	24	0	2	0	0	32
Moe	7-10	3-6	7-9	1	1	24	5	1	0	1	25
Armstrong	2-7	0-3	5-6	2	2	9	7	3	0	2	33
Reaves	0-1	0-1	2-4	5	1	2	2	4	0	1	20
Hill	3-3	0-0	2-2	3	3	8	0	2	0	1	15
Morgan	1-3	0-0	1-2	1	0	3	0	1	0	0	10
Jepsen	0-0	0-0	0-0	0	0	0	0	0	0	1	0
Jewell	0-0	0-0	0-0	0	1	0	0	0	0	0	3
Westen	0-0	0-0	0-0	0	0	0	0	0	0	0	2
Team				2							
Totals	35-62	3-10	31-46	34	13	104	19	16	3	11	200
FG%:	.565	3-PT%:	.300	3-PT%:	.674						

Nevada-Las Vegas -- 86

Name	FG	3-PT	FT	RB	PF	TP	A	TO	BK	S	MN
Basnight	1-1	0-0	0-0	6	5	2	0	4	0	0	15
Paddio	12-26	8-19	2-2	6	3	34	2	0	0	1	38
Todd	0-1	0-0	0-0	3	2	0	0	3	0	0	14
Augmon	5-6	0-0	0-1	10	4	10	4	5	0	2	37
James	8-19	1-5	4-4	2	4	21	4	6	0	2	31
Robinson	2-4	0-0	0-0	4	5	4	0	2	1	0	24
Rossum	4-10	1-3	2-2	2	2	11	1	0	0	0	24
Cvijanovich	2-4	0-2	0-1	1	3	4	0	1	0	1	14
Willard	0-6	0-0	0-0	3	0	0	0	0	1	0	3
Team				4							
Totals	34-77	10-29	8-10	41	28	86	11	23	2	6	200
FG%:	.442	3-PT%:	.345	3-PT%:	.800						

SCORE BY PERIODS

Iowa	51	53	104
UNLV	39	47	86

ATTENDANCE: 12,591

ARIZONA 99, IOWA 79 (Sweet 16)

March 25, 1988, Seattle, WA

Iowa -- 79

Name	FG	3-PT	FT	RB	PF	TP	A	TO	BK	S	MN
Jones	4-6	0-1	4-6	6	3	12	3	0	0	1	31
Marble	6-15	0-1	2-3	5	3	14	2	1	0	1	36
Horton	2-5	0-0	0-0	3	5	4	0	2	0	1	22
Moe	4-9	3-8	0-0	1	3	11	1	4	0	1	26
Armstrong	11-21	3-7	2-3	1	1	27	7	5	0	3	34
Hill	4-5	0-0	1-2	7	5	9	0	3	0	0	23
Reaves	1-6	0-3	0-0	3	1	2	1	2	0	1	20
Jewell	0-0	0-0	0-0	2	1	0	0	0	0	0	2
Jepsen	0-0	0-0	0-0	0	0	0	0	0	0	0	2
Morgan	0-0	0-0	0-0	0	1	0	0	0	0	0	4
Team				2							
Totals	32-67	6-20	9-14	30	23	79	14	17	0	8	200
FG%:	.478	3-PT%:	.300	3-PT%:	.643						

Arizona -- 99

Name	FG	3-PT	FT	RB	PF	TP	A	TO	BK	S	MN
Elliott	11-18	1-5	2-2	3	3	25	8	4	0	2	39
Cook	8-12	0-0	3-3	6	2	19	0	1	1	0	31
Tolbert	7-13	0-0	3-4	9	2	17	1	4	0	3	36
Kerr	5-11	5-10	2-3	4	2	17	8	0	0	1	39
McMillan	2-6	2-5	2-2	2	3	8	4	0	0	1	22
Lofton	2-3	1-2	1-2	0	1	6	1	1	0	3	11
Mason	2-3	2-2	0-1	1	0	6	0	1	0	0	8
Turner	0-0	0-0	1-2	1	3	1	0	0	0	0	7
Others	0-0	0-0	0-0	1	0	0	0	2	0	2	7
Team				5							
Totals	37-66	11-24	14-19	32	16	99	22	13	1	12	200
FG%:	.561	3-PT%:	.458	3-PT%:	.737						

SCORE BY PERIODS

Iowa	34	45	79
Arizona	38	61	99

ATTENDANCE: 23,229

IOWA 87, RUTGERS 83 (1st Round)

March 17, 1989, Providence, RI

Iowa -- 87												
Name	FG	3-PT	FT	RB	PF	TP	A	TO	BK	S	MN	
Horton	3-7	0-0	1-3	5	4	7	2	3	0	3	31	
Bullard	3-4	2-3	1-1	11	1	9	2	4	0	0	29	
Jepsen	1-1	0-0	0-0	4	2	2	1	1	0	0	18	
Armstrong	12-19	6-9	5-6	2	1	35	5	3	0	3	36	
Marble	9-13	1-2	5-7	4	2	24	2	4	0	0	37	
Moses	2-4	0-0	0-1	3	2	4	0	0	0	0	18	
Lookingbill	1-1	0-0	0-0	2	1	2	0	1	0	1	11	
Garner	2-3	0-0	0-1	0	3	4	6	4	0	0	16	
Skinner	0-0	0-0	0-0	0	0	0	0	0	0	0	1	
Team				1								
Totals	33-52	9-14	12-19	32	16	87	18	20	0	7	200	
	FG%: .635	3-PT%: .635	FT%: .632									

Rutgers -- 83												
Name	FG	3-PT	FT	RB	PF	TP	A	TO	BK	S	MN	
Ward	3-3	0-0	0-1	5	2	6	1	1	0	0	18	
Salvage	8-18	4-9	6-6	4	3	26	2	3	0	0	34	
Duckett	6-13	0-0	0-0	7	3	12	0	3	2	0	32	
Dadlka	4-14	2-9	0-0	0	5	10	4	1	0	6	39	
Carter	7-8	0-0	0-1	1	3	14	5	5	0	3	34	
Perry	1-3	0-1	0-0	5	3	2	0	1	0	0	21	
Everson	0-0	0-0	0-0	0	0	0	0	2	0	0	3	
Dixon	1-2	0-0	1-2	1	0	3	1	0	0	0	7	
Smith	0-1	0-0	0-0	0	0	0	0	0	0	0	2	
McInnis	0-0	0-0	0-0	2	0	0	0	1	0	0	10	
Team				2								
Totals	30-62	6-19	7-10	27	19	73	13	17	2	9	200	
	FG%: .484	3-PT%: .316	FT%: .700									

SCORE BY PERIODS				ATTENDANCE: 12,106			
Iowa		45	42	87			
Rutgers		39	34	73			

N.C. STATE 102, IOWA 96 -- 2OT (2nd Round)

March 19, 1989, Providence, RI

Iowa -- 96												
Name	FG	3-PT	FT	RB	PF	TP	A	TO	BK	S	MN	
Horton	13-22	0-1	6-6	12	4	32	3	2	0	1	46	
Bullard	2-9	0-3	4-4	4	1	8	4	2	0	0	34	
Jepsen	2-3	0-0	0-0	3	2	4	0	0	0	0	21	
Armstrong	7-13	2-4	4-4	3	3	20	5	1	1	1	46	
Marble	10-23	2-5	2-3	7	3	24	3	2	1	2	44	
Moses	0-4	0-0	0-0	1	3	0	0	1	0	0	11	
Garner	0-0	0-0	2-2	2	2	2	5	3	0	0	31	
Lookingbill	2-2	0-0	2-2	0	4	6	2	0	0	0	17	
Team				3								
Totals	36-76	4-13	20-21	35	22	96	22	11	2	4	250	
	FG%: .474	3-PT%: .308	FT%: .952									

North Carolina State -- 102												
Name	FG	3-PT	FT	RB	PF	TP	A	TO	BK	S	MN	
Howard	8-12	0-0	0-0	6	3	16	2	3	2	2	45	
Brown	5-7	1-1	3-6	4	5	14	0	1	1	0	43	
Lester	4-7	0-0	2-2	9	4	10	1	1	7	1	43	
Corchiani	5-8	2-2	4-6	3	4	16	10	3	1	1	49	
Monroe	13-21	4-10	10-11	4	2	40	4	1	0	1	47	
Weems	1-1	0-0	0-0	0	1	2	2	1	0	0	9	
D'Amico	0-1	0-0	0-0	0	1	0	0	0	0	0	7	
Hinnart	0-0	0-0	4-4	0	0	4	0	0	0	0	4	
Lee	0-0	0-0	0-0	0	0	0	0	1	0	0	3	
Team				1								
Totals	36-57	7-13	23-29	27	20	102	19	11	11	5	250	
	FG%: .632	3-PT%: .538	FT%: .793									

SCORE BY PERIODS				ATTENDANCE: 12,106			
Iowa		41	34	8	13	96	
NC State		31	34	8	19	102	

IOWA 76, EAST TENNESSEE STATE 73 (1st Round)

March 14, 1991, Minneapolis, MN

Iowa -- 76												
Name	FG	3-PT	FT	RB	PF	TP	A	TO	BK	S	MN	
Davis	3-4	1-1	4-4	4	1	11	0	2	0	2	20	
Street	0-3	0-0	2-4	7	2	2	3	2	0	5	23	
Winters	3-4	0-0	0-0	6	2	6	1	6	1	0	20	
Skinner	4-4	4-4	2-2	3	4	14	3	3	0	0	29	
Moses	5-9	2-3	2-2	5	1	14	0	4	0	2	34	
Earl	4-9	0-0	10-14	6	4	18	1	3	2	0	32	
Smith	2-5	0-1	1-2	2	1	5	1	2	0	0	15	
Barnes	3-10	0-1	0-0	3	0	6	1	0	0	2	22	
Webb	0-0	0-0	0-0	1	0	0	0	0	0	0	5	
Team				2								
Totals	24-48	7-10	21-28	39	15	76	10	22	3	11	200	
	FG%: .500	3-PT%: .700	FT%: .750									

East Tennessee State -- 73												
Name	FG	3-PT	FT	RB	PF	TP	A	TO	BK	S	MN	
English	11-17	0-0	3-3	10	3	25	0	3	0	3	36	
Story	2-5	0-1	3-4	4	5	7	0	1	0	3	22	
Jones	1-2	0-0	1-4	3	4	3	1	1	1	2	22	
Jennings	4-13	3-8	0-0	4	3	11	13	0	0	2	37	
Geer	3-7	1-4	0-1	1	1	7	0	1	0	1	22	
Pelphrey	3-10	2-6	0-0	1	5	8	1	4	0	1	27	
Silvers	2-4	0-0	0-0	0	0	4	1	2	0	1	10	
West	3-7	2-6	0-0	1	1	8	1	1	0	1	20	
Palmer	0-0	0-0	0-0	0	0	0	0	1	0	0	3	
Hayes	0-0	0-0	0-0	0	0	0	0	0	0	0	1	
Team				2								
Totals	29-65	8-25	7-12	26	22	73	18	13	1	14	200	
	FG%: .446	3-PT%: .320	FT%: .583									

SCORE BY PERIODS				ATTENDANCE: 25,759			
Iowa		33	43	76			
E. Tennessee St.		37	36	73			

DUKE 85, IOWA 70 (2nd Round)

March 16, 1991, Minneapolis, MN

Iowa -- 70												
Name	FG	3-PT	FT	RB	PF	TP	A	TO	BK	S	MN	
Winters	1-3	0-0	0-1	4	2	2	1	0	0	0	18	
Moses	10-14	3-4	0-0	0	5	23	0	2	0	1	23	
Street	2-2	0-0	1-3	4	4	5	1	3	0	0	25	
Davis	5-9	0-0	1-2	3	4	11	0	5	0	1	21	
Skinner	1-5	1-5	4-5	0	4	7	3	4	0	0	25	
Smith	0-6	0-1	1-2	2	0	1	6	3	0	2	19	
Earl	6-9	0-0	3-5	6	4	15	1	2	4	2	32	
Webb	0-0	0-0	2-2	0	1	2	0	0	0	0	6	
Barnes	2-5	0-2	0-0	2	2	4	3	2	0	1	31	
Team				8								
Totals	27-53	4-12	12-20	29	26	70	15	22	4	7	200	
	FG%: .509	3-PT%: .333	FT%: .600									

Duke -- 85												
Name	FG	3-PT	FT	RB	PF	TP	A	TO	BK	S	MN	
Koubek	4-8	1-4	0-0	3	2	9	1	2	0	0	16	
Hill	6-11	0-0	2-3	9	2	14	3	3	0	6	30	
Laettner	5-7	1-1	8-9	4	4	19	2	2	0	2	31	
Hurley	1-6	0-5	2-2	2	3	4	8	1	0	1	35	
Hill	6-10	0-0	5-7	5	3	17	0	2	1	0	26	
McCaffrey	4-9	0-0	2-4	3	1	10	2	2	0	3	27	
Lang	0-0	0-0	1-2	2	2	1	0	1	0	0	7	
Davis	3-6	0-0										

**IOWA 98, TEXAS 92 (1st Round)**

March 19, 1992, Greensboro, NC

Iowa -- 98

Name	FG	3-PT	FT	RB	PF	TP	A	TO	BK	S	MN
Moses	10-20	0-6	2-4	16	0	22	7	3	0	0	32
Street	6-8	1-2	3-4	9	3	16	0	1	0	1	32
Earl	11-17	0-0	3-6	5	2	25	0	1	3	0	33
Smith	0-0	0-0	1-2	1	1	1	5	2	0	0	21
Barnes	7-15	2-6	5-6	1	1	21	5	3	0	1	30
Skinner	0-0	0-0	0-1	1	1	0	3	1	0	1	19
Winters	3-4	0-0	3-4	3	4	9	1	1	0	1	13
Lookingbill	2-2	0-0	0-0	2	1	4	1	0	0	0	19
Webb	0-0	0-0	0-0	0	0	0	0	0	0	0	1
Team				3				1			
Totals	39-56	3-14	17-27	41	13	98	22	13	3	4	200
	FG%:	.591	3-PT%:	.214		FT%:	.630				

Texas -- 92

Name	FG	3-PT	FT	RB	PF	TP	A	TO	BK	S	MN
Williams	6-15	1-3	1-1	3	4	14	1	1	0	2	22
Cambridge	8-14	0-2	0-2	8	1	16	1	5	0	1	32
Burditt	1-2	0-0	0-0	8	3	2	2	0	0	0	39
Tyler	10-19	6-11	0-0	2	4	26	2	6	0	0	39
Rencher	9-20	5-11	3-3	5	5	26	6	1	0	2	34
Penders	0-0	0-0	0-0	0	2	0	0	0	0	0	1
Watson	1-2	1-2	0-0	0	1	3	3	0	0	0	13
Richardson	1-6	0-2	3-4	1	4	5	3	0	0	2	19
Houston	0-0	0-0	0-0	0	0	0	0	0	0	0	1
Team				8							
Totals	36-78	13-31	7-10	35	24	92	18	13	0	7	200
	FG%:	.462	3-PT%:	.419		FT%:	.700				

SCORE BY PERIODS

	1	2	3	4	ATTENDANCE: 15,800
Iowa	49	49	98		
Texas	42	50	92		

DUKE 75, IOWA 62 (2nd Round)

March 21, 1992, Greensboro, NC

Iowa -- 62

Name	FG	3-PT	FT	RB	PF	TP	A	TO	BK	S	MN
Moses	5-11	0-1	2-3	3	2	12	2	6	0	3	28
Street	3-3	0-0	1-2	1	5	7	1	0	1	1	19
Earl	8-17	0-0	3-4	12	4	19	0	6	8	3	37
Smith	0-3	0-0	0-0	0	2	0	3	4	0	1	18
Barnes	3-11	2-5	2-2	1	1	10	1	1	0	1	29
Skinner	1-3	1-2	2-2	0	2	5	4	1	0	1	22
Davis	2-4	0-0	0-0	2	0	4	1	0	0	0	9
Winters	0-3	0-1	0-2	5	5	0	2	3	1	2	20
Lookingbill	2-6	1-1	0-0	3	3	5	0	1	0	0	15
Webb	0-1	0-0	0-0	1	1	0	0	0	0	0	3
Team				5							
Totals	24-62	4-10	10-15	33	25	62	14	22	10	12	200
	FG%:	.387	3-PT%:	.400		FT%:	.667				

Duke -- 75

Name	FG	3-PT	FT	RB	PF	TP	A	TO	BK	S	MN
Lang	1-3	0-0	0-0	8	3	2	0	3	1	0	23
Davis	6-16	2-6	7-10	10	1	21	0	1	1	2	30
Laettner	6-12	0-2	7-7	8	3	19	1	5	3	4	37
Hurley	4-9	1-4	3-4	4	3	12	9	5	0	1	37
Hill	2-8	0-2	6-8	5	2	10	2	2	0	0	31
Clark	0-0	0-0	0-0	1	3	0	0	1	0	0	2
Blakeney	0-0	0-0	0-0	0	0	0	0	0	0	0	1
Burt	0-1	0-0	0-0	0	0	0	0	0	0	0	1
Hill	3-8	0-0	5-6	4	3	11	0	2	0	1	31
Parks	0-0	0-0	0-0	0	0	0	0	1	3	0	7
Team				6							
Totals	22-57	3-14	28-35	46	18	75	12	20	8	8	200
	FG%:	.386	3-PT%:	.214		FT%:	.800				

SCORE BY PERIODS

	1	2	3	4	ATTENDANCE: 15,800
Iowa	24	38	62		
Duke	48	27	75		

IOWA 82, NORTHEAST LOUISIANA 69 (1st Round)

March 19, 1993, Nashville, TN

Iowa -- 82

Name	FG	3-PT	FT	RB	PF	TP	A	TO	BK	S	MN
Winters	6-8	0-0	0-2	8	3	12	1	5	1	1	23
Lookingbill	3-5	0-2	0-0	4	0	6	2	3	0	1	25
Earl	10-18	0-0	3-3	15	1	23	1	3	5	0	32
Smith	0-1	0-0	2-2	3	3	2	3	6	0	2	25
Barnes	5-13	0-0	5-5	8	0	15	2	0	0	0	30
Webb	1-1	0-0	0-0	0	1	2	0	2	0	0	7
Murray	4-5	0-0	2-2	3	1	10	1	2	1	1	20
Millard	2-2	0-0	0-1	1	1	4	0	3	0	0	13
Bartels	1-2	1-2	0-0	2	1	3	2	0	0	3	10
Glasper	1-1	1-1	2-2	0	1	5	1	2	0	0	15
Team				1							
Totals	33-56	2-5	14-17	45	12	82	13	26	7	8	200
	FG%:	.589	3-PT%:	.400		FT%:	.778				

Northeast Louisiana -- 69

Name	FG	3-PT	FT	RB	PF	TP	A	TO	BK	S	MN
Davis	2-10	0-6	0-0	3	3	4	2	0	0	1	32
Stephen	6-13	0-0	1-2	5	3	13	2	5	0	2	39
Stuart	10-20	0-1	0-1	5	0	20	2	1	0	2	38
Johnson	8-16	0-1	0-2	4	5	16	4	7	0	3	35
Brown	5-8	3-5	1-1	1	0	14	3	3	0	1	35
Smith	0-1	0-0	0-0	0	1	0	0	0	0	0	2
Redmond	0-2	0-1	0-0	0	4	0	0	1	0	1	14
Enloe	0-0	0-0	0-0	1	1	0	1	0	0	0	4
Murray	1-1	0-0	0-0	0	0	2	0	0	0	0	1
Team				4							
Totals	32-71	3-14	2-6	23	17	69	14	17	0	10	200
	FG%:	.451	3-PT%:	.214		FT%:	.333				

SCORE BY PERIODS

	1	2	3	4	ATTENDANCE: 14,600
Iowa	37	45	82		
NE Louisiana	32	37	69		

WAKE FOREST 84, IOWA 78 (2nd Round)

March 21, 1993, Nashville, TN

Iowa -- 78

Name	FG	3-PT	FT	RB	PF	TP	A	TO	BK	S	MN
Winters	2-2	0-0	2-3	2	4	6	2	1	0	1	20
Lookingbill	6-9	3-5	0-0	4	4	15	1	4	0	1	25
Earl	7-12	0-0	2-3	7	2	16	2	1	0	1	34
Smith	3-6	1-3	0-0	1	0	7	9	0	0	0	30
Barnes	4-9	3-6	4-4	2	2	15	3	0	0	0	33
Millard	1-2	0-1	0-0	0	1	2	1	1	0	1	15
Murray	3-8	1-3	4-4	2	1	11	2	1	0	0	27
Glasper	0-0	0-0	0-0	1	1	0	2	0	0	1	10
Webb	2-2	0-0	2-2	1	0	6	0	1	0	0	6
Team				1							
Totals	28-50	8-18	14-16	20	15	78	22	9	0	5	200
	FG%:	.560	3-PT%:	.444		FT%:	.875				

Wake Forest -- 84

Name	FG	3-PT	FT	RB	PF	TP	A	TO	BK	S	MN
Owens	5-9	0-0	2-2	4	2	12	2	2	0	0	36
Rogers	12-17	2-5	7-11	10	1	33	0	2	0	2	38
Hicks	2-4	0-0	2-2	4	3	6	3	1	0	3	33
Harrison	1-5	1-4	0-0	1	1	3	4	3	0	0	23
Childress	8-11	5-7	4-4	1	0	25	6	2	0	2	36
Blucas	1-1	1-1	0-2	2	3	3	4	0	0	0	22
Banks	1-1	0-0	0-0	3	0	2	0	0			

IOWA 81, GEORGE WASHINGTON 79 (1st Round)

March 15, 1996, Tempe, AZ

Iowa -- 81												
Name	FG	3-PT	FT	RB	PF	TP	A	TO	BK	S	MN	
Murray	5-6	0-0	4-6	7	0	14	5	3	0	2	29	
Settles	8-17	1-1	4-6	15	4	21	0	4	0	1	31	
Millard	7-10	4-6	2-2	9	3	20	1	2	2	1	32	
Woolridge	4-12	0-0	3-5	3	3	11	7	6	0	0	30	
Glasper	0-0	0-0	0-0	2	0	0	2	2	0	1	25	
Robinson	0-0	0-0	0-0	0	0	0	0	0	0	0	3	
Kingsbury	5-13	3-8	1-1	4	2	14	4	2	1	1	24	
Koch	0-1	0-0	0-0	2	0	0	0	0	0	0	9	
Bowen	0-1	0-0	1-2	0	2	1	0	2	1	0	13	
Helmers	0-0	0-0	0-0	1	0	0	0	1	0	0	4	
Team				4				1				
Totals	29-60	8-15	15-22	47	14	81	19	23	4	6	200	
	FG%: .483	3-PT%: .333	FT%: .682									

George Washington -- 79												
Name	FG	3-PT	FT	RB	PF	TP	A	TO	BK	S	MN	
Brade	2-4	0-0	0-0	0	4	4	3	2	0	2	25	
Jones	6-9	0-1	3-6	2	3	15	4	3	0	2	31	
Koul	7-9	0-0	2-4	6	5	16	1	1	1	1	29	
Rogers	6-13	1-5	1-2	4	3	14	10	3	0	2	40	
Evans	8-17	6-11	2-6	3	2	24	1	2	0	2	38	
Mescheriakov	3-10	0-0	0-1	7	3	6	3	1	0	2	29	
Green	0-0	0-0	0-0	0	0	0	0	0	0	0	2	
Williams	0-0	0-0	0-0	0	2	0	0	0	0	0	5	
Team				3								
Totals	32-62	7-17	8-19	25	22	79	22	12	1	11	200	
	FG%: .516	3-PT%: .412	FT%: .421									

SCORE BY PERIODS				ATTENDANCE: 12,462			
Iowa		37	44	81			
Geo. Washington		36	43	79			

ARIZONA 87, IOWA 73 (2nd Round)

March 17, 1996, Tempe, AZ

Iowa -- 73												
Name	FG	3-PT	FT	RB	PF	TP	A	TO	BK	S	MN	
Murray	2-9	0-1	2-2	5	3	6	2	1	0	0	30	
Settles	6-15	0-3	1-3	12	4	13	1	5	0	2	32	
Millard	6-11	2-3	0-0	6	2	14	0	1	1	3	32	
Woolridge	6-17	0-1	0-0	3	3	12	7	5	0	0	36	
Glasper	1-2	1-2	0-0	1	2	3	3	1	0	0	22	
Bowen	1-2	0-0	0-2	1	3	2	0	1	0	1	15	
Kingsbury	4-11	4-8	4-5	1	2	16	0	0	0	0	22	
Koch	2-2	1-1	2-2	1	2	7	3	0	0	0	8	
Helmers	0-0	0-0	0-0	1	0	0	0	0	0	0	3	
Team				5								
Totals	28-69	8-19	9-14	36	21	73	16	14	1	6	200	
	FG%: .406	3-PT%: .421	FT%: .643									

Arizona -- 87												
Name	FG	3-PT	FT	RB	PF	TP	A	TO	BK	S	MN	
McLean	4-8	2-5	3-4	6	2	13	1	1	0	1	31	
Williams	5-10	1-4	0-0	5	2	11	1	2	1	0	33	
Davis	7-11	0-0	3-5	14	2	17	0	1	3	0	37	
Simon	5-13	1-7	4-4	1	4	15	6	4	0	2	34	
Geary	4-7	3-5	5-6	4	2	16	13	1	2	2	38	
Dickerson	5-13	1-4	2-5	4	4	13	3	1	1	1	24	
Bramlett	1-1	0-0	0-0	1	0	2	0	0	0	0	2	
Terry	0-1	0-1	0-0	0	0	0	0	1	0	0	3	
Team				7								
Totals	31-64	8-26	17-24	42	16	87	24	12	7	6	200	
	FG%: .484	3-PT%: .308	FT%: .708									

SCORE BY PERIODS				ATTENDANCE: 12,441			
Iowa		37	36	73			
Arizona		48	39	87			

IOWA 73, VIRGINIA 60 (1st Round)

March 13, 1997, Salt Lake City, UT

Virginia -- 60												
Name	FG	3-PT	FT	RB	PF	TP	A	TO	BK	S	MN	
Nolan	4-6	0-0	0-0	3	2	8	1	1	0	0	21	
Alexander	3-10	0-3	0-0	3	2	6	2	1	0	0	22	
Ducharme	2-4	0-0	4-4	1	0	8	1	0	1	0	25	
Staples	1-8	1-6	2-2	4	1	5	2	0	0	0	34	
Deane	8-15	4-9	4-4	2	4	24	3	1	0	0	39	
Robinson	2-2	0-0	0-0	3	3	4	0	0	0	0	16	
Dersch	1-2	1-2	0-0	0	1	3	3	1	1	1	18	
Marcaccini	0-1	0-1	0-0	0	0	0	0	1	0	1	11	
Hunter	1-2	0-0	0-0	6	1	2	1	0	1	0	8	
Other	0-0	0-0	0-0	1	2	0	1	0	0	0	6	
Team				4								
Totals	22-50	6-21	10-10	27	16	60	14	5	3	1	200	
	FG%: .440	3-PT%: .286	FT%: 1.000									

Iowa -- 73												
Name	FG	3-PT	FT	RB	PF	TP	A	TO	BK	S	MN	
Bowen	7-11	1-2	0-0	16	1	15	2	0	0	1	26	
Moore	4-6	0-0	0-2	2	0	8	1	0	0	0	25	
Rucker	8-16	0-0	3-4	5	1	19	1	0	4	0	29	
Woolridge	7-16	1-4	2-3	2	1	17	10	0	0	0	32	
McCausland	0-3	0-2	0-0	1	0	0	2	0	0	1	28	
Bauer	0-0	0-0	1-2	5	2	1	0	0	0	0	13	
Luehrsmann	0-6	0-5	3-4	1	0	3	2	1	0	1	19	
Koch	4-9	2-5	0-0	4	3	10	3	2	1	0	17	
Robinson	0-1	0-0	0-0	1	2	0	0	0	0	0	7	
Other	0-1	0-1	0-0	0	0	0	0	0	0	0	4	
Team				7								
Totals	30-69	4-19	9-15	44	10	73	21	3	5	3	200	
	FG%: .435	3-PT%: .211	FT%: .600									

SCORE BY PERIODS				ATTENDANCE: 13,886			
Virginia		28	32	60			
Iowa		37	36	73			

KENTUCKY 75, IOWA 69 (2nd Round)

March 15, 1997, Salt Lake City, UT

Iowa -- 69												
Name	FG	3-PT	FT	RB	PF	TP	A	TO	BK	S	MN	
Bowen	4-7	0-1	6-8	8	1	14	0	1	0	0	27	
Moore	1-2	0-0	0-0	10	2	2	0	3	1	0	26	
Rucker	3-12	0-0	4-6	7	1	10	0	2	2	0	33	
Woolridge	9-18	3-8	8-10	4	1	29	5	4	1	0	38	
McCausland	3-6	3-6	0-0	2	2	9	1	3	0	0	27	
Bauer	0-0	0-0	0-0	1	0	0	1	0	0	1	11	
Luehrsmann	1-5	1-3	0-0	3	1	3	2	2	0	0	18	
Koch	1-4	0-2	0-0	2	4	2	0	3	1	0	18	
Robinson	0-0	0-0	0-0	0	0	0	0	0	0	1	2	
Team				2								
Totals	22-54	7-20	18-24	39	12	69	9	20	5	2	200	
	FG%: .407	3-PT%: .350	FT%: .750									

Kentucky -- 75												
Name	FG	3-PT	FT	RB	PF	TP	A	TO	BK	S	MN	
Mercer	3-8	1-3	3-6	7	4	10	2	1	0	1	22	
Padgett	4-10	1-4	0-0	3	3	9	3	0	0	3	29	
Prickett	7-11	0-0	1-1	8	3	15	2	3	1	2	36	
Turner	6-16	0-0	1-2	1	2	13	1	1	0	0	27	
Epps	2-10	1-6	0-0	2	2	5	8	1	0	2	36	
Edwards	1-2	0-1	0-0	2	1	2	0	3	0	0	18	
Mohammed	5-8	0-0	0-0	10	3	10	0	1	2	1	14	
Mills	4-7	3-5</										

**IOWA 77, UAB 64 (1st Round)**

March 11, 1999, McNichols Sports Arena, Denver, CO

Alabama-Birmingham -- 64

Name	FG	3-PT	FT	RB	PF	TP	A	TO	BK	S	MN
Williams	11-25	1-4	3-5	14	2	26	1	1	0	1	36
Brown	6-10	0-0	4-6	7	3	16	0	1	2	3	33
Ward	0-7	0-2	0-2	4	4	0	6	4	1	1	35
Holmes	1-6	1-4	0-0	1	4	3	4	3	0	2	19
Cobb	2-5	2-5	0-0	2	4	6	4	3	0	1	31
Bass	0-0	0-0	0-0	0	0	0	0	1	0	0	6
Ransom	2-3	0-0	0-0	0	0	4	0	1	0	0	7
Armstrong	0-0	0-0	0-0	1	0	0	0	0	0	0	1
Mitchell	2-5	2-4	1-2	4	2	7	0	2	1	1	19
Jackson	0-2	0-0	2-4	2	2	2	0	0	0	0	12
Team				4							
Totals	24-63	6-19	10-19	39	22	64	15	16	4	9	200
FG%:	.381	3-PT%:	.316	FT%:	.526						

Iowa -- 77

Name	FG	3-PT	FT	RB	PF	TP	A	TO	BK	S	MN
Settles	7-12	3-6	0-0	9	3	17	0	6	0	1	29
Koch	3-5	1-1	5-5	4	3	12	1	2	0	1	25
Bauer	2-3	1-2	1-1	3	0	6	3	2	0	2	23
Luehrsmann	2-8	1-4	0-0	4	1	5	2	3	0	3	22
McCausland	4-8	3-7	2-6	2	2	13	1	0	0	0	26
Rucker	1-3	0-0	0-1	4	0	2	1	2	1	0	11
Jaacks	1-3	1-1	0-1	1	3	3	2	0	0	0	14
Oliver	5-7	2-2	3-6	2	1	15	6	1	0	2	19
Henderson	0-2	0-0	0-0	0	0	0	0	0	0	0	5
Range	1-1	0-0	2-2	2	5	4	1	3	0	1	23
Smith	0-1	0-0	0-0	1	0	0	0	0	0	1	3
Team				6				1			
Totals	26-53	12-23	13-22	38	18	77	17	20	1	11	200
FG%:	.491	3-PT%:	.522	FT%:	.591						

SCORE BY PERIODS:

Alabama-Birmingham	32	32	64
Iowa	37	40	77

ATTENDANCE: 16,237

IOWA 82, ARKANSAS 72 (2nd Round)

March 13, 1999, McNichols Sports Arena, Denver, CO

Iowa -- 82

Name	FG	3-PT	FT	RB	PF	TP	A	TO	BK	S	MN
Settles	2-12	0-2	4-5	7	3	8	2	3	0	3	27
Koch	3-8	0-2	6-8	8	3	12	3	2	2	0	25
Bauer	1-1	0-0	0-0	6	1	2	3	1	0	2	24
Oliver	3-7	1-3	10-13	2	1	17	4	2	0	1	27
McCausland	6-10	5-9	0-0	5	1	17	3	2	0	1	31
Rucker	2-5	0-0	0-0	3	1	4	0	1	1	0	12
Jaacks	2-4	0-0	0-1	7	3	4	0	6	0	0	15
Luehrsmann	2-4	1-1	1-2	2	1	6	1	3	0	3	19
Range	5-8	1-1	1-1	4	0	12	2	3	0	2	20
Team				3				1			
Totals	26-59	8-18	22-30	47	14	82	18	24	3	12	200
FG%:	.441	3-PT%:	.444	FT%:	.733						

Arkansas -- 72

Name	FG	3-PT	FT	RB	PF	TP	A	TO	BK	S	MN
Jefferies	0-3	0-1	0-0	1	4	0	0	3	0	1	10
Walker	7-14	6-12	2-2	5	3	22	0	2	0	6	32
Hood	3-9	0-0	3-4	9	2	9	2	3	2	1	35
Reid	8-17	1-6	1-3	2	4	18	11	5	0	1	38
Bradley	3-10	2-9	0-0	4	4	8	1	3	0	1	28
Cleveland	2-5	2-4	0-0	3	4	6	8	3	0	2	22
Dean	1-4	0-2	0-2	1	4	2	0	1	0	0	11
Davis	0-0	0-0	0-0	0	0	0	0	0	0	0	1
Gipson	2-4	1-3	2-2	0	0	7	1	0	0	1	17
Davenport	0-0	0-0	0-0	2	1	0	0	0	2	0	6
Team				5							
Totals	26-66	12-37	8-13	32	26	72	23	20	4	13	200
FG%:	.394	3-PT%:	.324	FT%:	.615						

SCORE BY PERIODS:

Iowa	34	48	82
Arkansas	41	31	72

ATTENDANCE: 16,237

CONNECTICUT 78, IOWA 68 (Sweet 16)

March 18, 1999, America West Arena, Phoenix, AZ

Iowa -- 68

Name	FG	3-PT	FT	RB	PF	TP	A	TO	BK	S	MN
Settles	3-11	1-5	4-4	6	4	11	2	3	0	0	24
Bauer	0-0	0-0	0-0	6	1	0	2	0	0	0	21
Koch	5-7	2-3	2-2	3	4	14	1	2	0	0	23
Oliver	2-10	1-4	0-3	2	2	5	2	4	0	0	31
McCausland	3-7	3-7	0-0	0	1	9	1	1	0	2	28
Rucker	4-6	0-0	0-0	6	1	8	0	1	0	0	14
Jaacks	2-5	0-1	3-5	5	2	7	1	3	0	0	16
Range	3-4	0-0	1-2	0	2	7	1	1	0	2	18
Luehrsmann	2-7	1-3	0-0	1	4	5	1	0	0	1	19
Others	1-4	0-0	0-0	2	0	2	0	0	0	1	6
Team				1							
Totals	25-61	8-23	10-16	32	21	68	11	15	0	6	200
FG%:	.410	3-PT%:	.348	FT%:	.625						

Connecticut -- 78

Name	FG	3-PT	FT	RB	PF	TP	A	TO	BK	S	MN
Freeman	4-6	0-0	2-2	6	1	10	0	1	0	2	32
Hamilton	8-17	1-4	7-8	3	2	24	4	2	1	0	38
Voskuhl	1-2	0-0	2-2	4	4	4	0	2	0	0	23
Moore	2-5	1-3	1-2	5	0	6	5	2	0	0	34
El-Amin	6-10	1-2	8-10	3	4	21	5	1	0	2	26
Mouring	4-6	3-4	0-0	3	1	11	4	1	0	0	15
Saunders	1-2	0-0	0-0	2	3	2	0	1	0	0	18
Harrison	0-0	0-0	0-0	0	0	0	0	0	0	0	6
Wane	0-0	0-0	0-0	0	1	0	0	2	1	1	6
Jones	0-0	0-0	0-0	0	0	0	0	0	0	0	2
Team				0							
Totals	26-48	6-13	20-24	26	16	78	18	12	2	5	200
FG%:	.542	3-PT%:	.462	FT%:	.833						

SCORE BY PERIODS:

Iowa	35	33	68
Connecticut	40	38	78

ATTENDANCE: 17,975

IOWA 69, CREIGHTON 56 (1st Round)

March 15, 2001, Nassau Coliseum, Uniondale, NY

Creighton -- 56

Name	FG	3-PT	FT	RB	PF	TP	A	TO	BK	S	MN
Taylor	3-8	1-5	0-0	2	2	7	2	1	0	0	25
Korver	2-13	2-13	4-5	7	4	10	1	2	1	0	34
Huss	3-3	0-0	0-0	1	5	6	1	1	1	0	15
Walker	5-13	0-3	1-1	9	4	11	1	2	0	1	30
Sears	3-11	2-7	0-0	0	3	8	4	3	0	2	40
Lindeman	1-1	0-0	0-0	4	3	2	1	0	0	0	14
Klein	0-0	0-0	0-0	0	2	0	0	0	0	0	7
Pyfrom	4-8	0-0	3-4	7	1	11	1	2	1	0	21
Other	0-6	0-0	1-2	4	4	1	0	1	0	0	14
Team				3							
Totals	21-63	5-28	9-12	37	28	56	11	12	3	3	200
FG%:	.333	3-PT%:	.179	FT%:	.750						

Iowa -- 69

Name	FG	3-PT	FT	RB	PF	TP	A	TO	BK	S	MN
Worley	3-6	0-0	6-6	4	5	12	0	4	0	0	30
Henderson	5-7	2-3	4-5	4	1	16	0	2	1	0	36
Evans	3-8	0-0	13-15	7	3	19	1	4	0	0	30
Boyd	1-5	0-3	1-2	3	0	3	3	0	0	1	29
Oliver	5-17	1-5	4-5	6	1	15	4	1	0	2	39
Reiner	0-1	0-0	0-0	1	1	0	0	0	0	0	4
Thompson	0-1	0-0	0-0	1	1	0	0	2	0	0	4
Galloway	0-0	0-0	2-2	1	0	2	0	0	0	0	3
Smith	0-0	0-0	0-0	3	1	0	0	0	0	0	15
Scott	0-0	0-0	0-0	1	1	0	0	0	0	0	2
Sonderleiter	1-1	0-0	0-0	1	1	2	0	0	1	0	8
Team				6							
Totals	18-46	3-11	30-35	38	15	69	8	13	2	3	200
FG%:	.391	3-PT%:	.273	FT%:	.857						

SCORE BY PERIODS:

Creighton	30	26	56
Iowa	32	37	69

ATTENDANCE: 9,086

KENTUCKY 92, IOWA 79 (2nd Round)

March 17, 2001, Nassau Coliseum, Uniondale, NY

Iowa -- 79											
Name	FG	3-PT	FT	RB	PF	TP	A	TO	BK	S	MN
Worley	1-5	0-0	4-5	4	5	6	0	2	0	1	28
Henderson	0-4	0-2	6-8	3	1	6	4	2	0	1	31
Evans	6-14	0-0	6-8	13	4	18	0	4	0	0	37
Boyd	2-8	2-7	0-0	1	1	6	2	3	0	1	33
Oliver	8-14	6-9	4-5	2	4	26	4	0	0	3	39
Thompson	4-5	2-2	1-1	2	4	11	0	1	0	0	13
Smith	1-1	1-1	0-0	1	0	3	2	1	0	1	7
Sonderleiter	0-0	0-0	1-2	1	2	1	0	0	0	0	3
Others	1-1	0-0	0-0	0	1	2	1	1	0	0	9
Team				1							
Totals	23-52	11-21	22-29	28	22	79	13	15	0	7	200
	FG%:	.442	3-PT%:	.524	FT%:	.759					

Kentucky -- 92											
Name	FG	3-PT	FT	RB	PF	TP	A	TO	BK	S	MN
Bogans	4-11	2-6	2-2	7	2	12	4	4	0	0	33
Prince	9-14	6-8	7-8	4	1	31	7	1	1	0	37
Parker	1-1	0-0	0-0	0	3	2	0	0	0	1	3
Fitch	3-4	1-1	3-4	2	3	10	2	0	0	1	17
Smith	2-6	2-5	2-2	2	3	8	5	2	0	0	35
Blevins	1-2	1-2	0-0	2	3	3	0	2	0	0	19
Daniels	1-3	0-1	0-0	3	1	2	0	1	0	0	14
Stone	1-1	0-0	0-2	3	1	2	0	1	1	0	14
Estill	9-11	1-1	3-5	6	3	22	0	2	2	1	22
Other	0-0	0-0	0-0	0	0	0	1	1	0	0	6
Team				1							
Totals	31-53	13-24	17-23	30	20	92	19	14	4	3	200
	FG%:	.585	3-PT%:	.542	FT%:	.739					

SCORE BY PERIODS:			ATTENDANCE: 14,595		
Iowa	33	46	79		
Kentucky	45	47	92		

CINCINNATI 76, IOWA 64 (1st Round)

March 17, 2005, RCA Dome, Indianapolis, IN

Iowa -- 64											
Name	FG	3-PT	FT	RB	PF	TP	A	TO	BK	S	MN
Brunner	7-17	2-4	4-4	10	3	20	0	0	0	1	32
Hansen	0-0	0-0	0-0	5	4	0	1	0	0	0	16
Haluska	4-13	0-4	2-3	5	2	10	1	1	0	2	37
Horner	4-13	2-6	2-2	4	1	12	1	4	0	1	39
Henderson	1-8	0-1	5-6	3	5	7	1	4	0	1	26
Angle	1-1	0-0	0-0	0	0	2	0	0	0	0	1
Thompson	1-2	0-0	1-2	3	0	3	0	0	0	0	8
Wieck	0-0	0-0	0-0	0	0	0	0	0	0	0	1
Brownlee	0-0	0-0	0-0	0	2	0	0	0	0	0	1
Thomas	0-2	0-0	5-8	9	2	5	0	1	1	1	23
Reed	2-3	1-2	0-0	2	1	5	1	1	0	0	15
Gorney	0-0	0-0	0-0	0	0	0	0	0	0	0	1
Team				2							
Totals	20-59	5-17	19-25	43	20	64	5	11	1	6	200
	FG%:	.339	3-PT%:	.294	FT%:	.760					

Cincinnati -- 76											
Name	FG	3-PT	FT	RB	PF	TP	A	TO	BK	S	MN
Hicks	5-10	0-1	0-2	9	2	10	2	1	2	1	34
White	4-12	2-5	5-5	6	2	15	4	1	0	1	37
Maxiell	8-11	2-2	4-8	9	2	22	1	1	6	2	36
Williams	5-9	3-5	0-0	4	5	13	4	1	0	1	35
Muhammad	2-8	1-3	4-6	2	3	9	6	2	0	0	31
Kirkland	1-5	1-2	0-0	1	4	3	1	1	0	0	17
Bright	2-2	0-0	0-1	3	1	4	0	1	0	0	10
Others	0-0	0-0	0-0	0	0	0	0	0	0	0	13
Team				2							
Totals	27-57	9-18	13-22	36	19	76	18	8	8	5	200
	FG%:	.474	3-PT%:	.500	FT%:	.591					

SCORE BY PERIODS:			ATTENDANCE: 27,284		
Iowa	22	42	64		
Cincinnati	32	44	76		

NORTHWESTERN STATE 64, IOWA 63 (1st Round)

March 17, 2006, The Palace at Auburn Hills, Auburn Hills, MI

Northwestern State -- 64											
Name	FG	3-PT	FT	RB	PF	TP	A	TO	BK	S	MN
Lee	7-15	4-6	0-0	2	3	18	1	3	0	1	27
Allen	3-6	0-0	1-5	4	5	7	0	2	0	1	22
Mitchell	1-3	1-2	2-2	6	2	5	6	3	0	2	31
Rogers	2-9	1-3	6-6	3	2	11	8	1	1	1	27
Wallace	4-8	2-5	0-0	4	1	10	0	0	0	3	24
Spencer	1-2	0-0	0-0	0	3	2	0	0	0	0	9
Jones	1-3	0-1	0-0	3	1	2	1	0	0	0	15
Forges	2-6	0-3	0-0	1	2	4	0	1	1	0	14
Bargeman	1-5	0-2	0-0	0	0	2	0	0	0	0	16
Dyer	1-2	1-1	0-0	0	1	3	1	0	2	0	11
Ross	0-1	0-0	0-1	3	1	0	0	1	0	1	4
Team				5							
Totals	23-60	9-23	9-14	31	21	64	17	11	4	9	200
	FG%:	.383	FT%:	.643	3PT%:	.391					

Iowa -- 63											
Name	FG	3-PT	FT	RB	PF	TP	A	TO	BK	S	MN
Brunner	5-8	0-1	6-9	10	3	16	1	1	1	0	30
Hansen	2-4	0-0	2-2	5	1	6	0	5	2	0	19
Haluska	6-10	5-9	3-3	3	1	20	2	2	0	0	37
Horner	4-13	1-7	2-2	5	1	11	4	3	0	3	39
Henderson	0-2	0-1	3-4	4	4	3	2	3	0	0	34
Thompson	0-1	0-0	0-0	3	1	0	0	2	0	1	10
Freeman	0-0	0-0	0-0	1	2	0	1	2	0	0	8
Thomas	1-3	0-0	5-6	4	4	7	0	0	2	0	21
Reed	0-0	0-0	0-0	0	0	0	0	0	0	0	2
Team				1							
Totals	18-41	6-18	21-26	36	17	63	10	19	5	4	200
	FG%:	.439	FT%:	.808	3-PT:	.333					

SCORE BY PERIODS:			ATTENDANCE: 18,456		
Northwestern State	24	40	64		
Iowa	28	35	63		

TENNESSEE 78, IOWA 65 -- OT (First Four)

March 19, 2014, Dayton Arena, Dayton, OH

Iowa -- 65											
Name	FG	3-PT	FT	RB	PF	TP	A	TO	BK	S	MN
Basabe	0-2	0-0	0-0	4	4	0	0	1	0	0	9
White	1-5	0-1	5-6	7	3	7	2	1	1	0	36
Woodbury	8-11	0-0	0-0	8	4	16	1	1	0	0	30
Marble	3-15	0-6	1-1	1	2	7	5	0	0	1	36
Gesell	0-4	0-1	0-0	1	4	0	4	0	0	0	19
Olaseni	1-1	0-0	1-2	0	3	3	0	1	0	0	16
Oglesby	2-5	1-3	0-0	0	2	5	1	1	0	0	17
Jok	4-5	2-3	0-0	0	0	10	0	0	0	1	16
Clemmons	1-1	0-0	0-0	1	1	2	0	1	0	0	4
McCabe	2-5	1-2	4-4	6	5	9	1	0	0	0	22
Uthoff	2-4	0-0	2-2	1	0	6	0	0	1	0	20
Team				1							
Totals	24-58	4-16	13-15	30	28	65	14	6	2	2	225
	FG%:	.414	FT%:	.867	3PT%:	.250					

Tennessee -- 78											
Name	FG	3-PT	FT	RB	PF	TP	A	TO	BK	S	MN
Stokes	5-7	0-0	8-11	13	2	18	0	0	0	0	39
Maymon	3-4	0-0	3-4	7	2	9	2	2	0	0	41
Richardson	6-13	1-5	4-4	8	3	17	2	2	0	1	32
Barton	2-8	2-6	4-4	1	2	10	2	0	0	0	32
McRae	6-15	2-6	6-7	4	0	20	3	3	1	0	42
Moore	2-3	0-1	0-0	2	0	4	3				

**IOWA 83, DAVIDSON 52 (1st Round)**

March 20, 2015, KeyArena, Seattle, WA

Davidson -- 52

Name	FG	3-PT	FT	RB	PF	TP	A	TO	BK	S	MN
Aldridge	6-13	2-7	0-0	2	2	14	2	0	1	0	37
Sullivan	3-14	2-5	0-0	3	2	8	4	1	0	0	40
Kalinoski	2-9	0-4	1-1	6	4	5	2	0	0	0	28
Barham	4-8	0-0	1-4	7	2	9	1	0	1	0	26
Gibbs	5-14	2-9	2-2	2	1	14	4	5	0	0	36
Ekwu	0-0	0-0	0-0	1	0	0	0	0	0	0	2
Watkins	0-1	0-1	0-0	0	1	0	0	0	0	0	3
Michelsen	0-2	0-2	0-0	1	0	0	0	0	0	0	9
Mackay	0-0	0-0	0-0	0	0	0	0	0	0	0	1
McAuliffe	1-2	0-0	0-3	5	3	2	0	0	2	1	18
Team				3							
Totals	21-63	6-28	4-10	30	15	52	13	6	4	1	200
	FG%: .333	FT%: .400	3PT%: .214								

Iowa -- 83

Name	FG	3-PT	FT	RB	PF	TP	A	TO	BK	S	MN
Uthoff	4-12	0-2	0-0	9	1	8	1	1	1	0	29
White	11-14	1-2	3-3	6	0	26	2	1	1	1	35
Woodbury	4-6	0-0	0-1	8	2	8	1	1	0	1	21
Jok	5-11	2-6	0-0	5	1	12	0	0	0	0	29
Gesell	6-12	1-2	2-3	2	1	15	6	0	0	0	28
Olaseni	2-6	0-0	2-3	6	2	6	0	1	3	0	18
Rose	0-0	0-0	0-0	0	0	0	1	0	0	0	2
Oglesby	0-2	0-0	0-0	0	2	0	0	0	0	0	15
Clemmons	1-4	1-3	0-0	3	2	3	1	1	0	1	17
Denning	1-1	1-1	0-0	0	0	3	0	0	0	0	1
Ukah	0-0	0-0	0-0	1	0	0	0	0	0	0	1
Uhl	1-1	0-0	0-0	2	0	0	0	0	0	0	4
Team				4							
Totals	35-69	6-16	7-10	46	11	83	12	5	5	3	200
	FG%: .507	FT%: .700	3-PT: .375								

SCORE BY PERIODS:

Davidson	29	23	52
Iowa	38	45	83

ATTENDANCE: 14,852

GONZAGA 87, IOWA 68 (2nd Round)

March 22, 2015, KeyArena, Seattle, WA

Iowa -- 68

Name	FG	3-PT	FT	RB	PF	TP	A	TO	BK	S	MN
Uthoff	10-19	0-3	0-0	8	0	20	1	0	1	0	38
White	7-13	2-3	3-3	1	3	19	1	1	0	3	38
Woodbury	1-2	0-0	0-0	3	5	2	0	1	1	0	18
Jok	1-6	0-3	2-2	0	2	4	1	2	0	0	15
Gesell	4-10	0-1	1-2	1	1	9	5	4	0	0	33
Olaseni	2-5	0-0	0-1	2	5	4	1	2	1	0	19
Oglesby	0-1	0-1	0-0	1	1	0	0	1	0	0	9
Clemmons	3-4	3-4	1-2	3	0	10	1	0	0	1	25
Uhl	0-0	0-0	0-0	0	0	0	0	0	0	0	5
Team				3							
Totals	28-60	5-15	7-10	22	17	68	10	11	3	4	200
	FG%: .467	FT%: .700	3PT%: .333								

Gonzaga -- 87

Name	FG	3-PT	FT	RB	PF	TP	A	TO	BK	S	MN
Wiltjer	10-12	4-6	0-0	7	3	24	1	1	0	0	25
Karnowski	4-6	0-0	1-4	4	0	9	4	3	2	1	27
Pangos	5-12	4-7	2-2	2	2	16	3	2	0	0	37
Bell Jr.	3-6	2-3	2-2	2	1	10	4	1	0	2	28
Wesley	2-3	0-0	1-2	2	0	5	2	2	0	0	20
Melson	0-0	0-0	0-0	0	0	0	0	0	0	0	3
Nunez	1-1	0-0	0-0	0	0	2	0	0	0	0	1
Dranginis	1-2	0-0	1-2	2	1	3	4	2	0	1	20
Sabonis	6-10	0-0	6-8	9	3	18	0	0	0	0	27
McClellan	0-0	0-0	0-1	3	1	0	2	0	0	0	12
Team				3							
Totals	32-52	10-16	13-21	34	11	87	20	11	2	4	200
	FG%: .615	FT%: .619	3-PT: .625								

SCORE BY PERIODS:

Iowa	29	39	68
Gonzaga	46	41	87

ATTENDANCE: 14,901

IOWA 72, TEMPLE 70 -- OT (1st Round)

March 18, 2016, Barclays Center, Brooklyn, NY

Temple -- 70

Name	FG	3-PT	FT	RB	PF	TP	A	TO	BK	S	MN
Enechionya	2-7	0-3	0-0	5	2	4	2	1	1	0	33
Bond	7-15	0-0	0-0	15	2	14	0	3	1	0	42
Brown	7-11	2-3	0-0	9	4	16	5	2	1	0	45
Decosey	10-22	1-6	5-5	8	4	26	1	5	0	0	40
Coleman	2-6	0-3	1-2	4	5	5	0	1	0	2	37
Alston	0-0	0-0	0-0	0	0	0	0	0	0	0	2
Dingle	0-0	0-0	0-1	1	1	0	1	0	0	0	6
Williams	2-5	1-3	0-1	3	3	5	3	0	0	0	20
Team				4							
Totals	30-66	4-18	6-9	49	21	70	12	12	3	2	225
	FG%: .455	FT%: .667	3PT%: .222								

Iowa -- 72

Name	FG	3-PT	FT	RB	PF	TP	A	TO	BK	S	MN
Uthoff	7-21	2-10	7-8	5	2	23	0	0	1	2	43
Woodbury	4-6	0-0	2-2	5	3	10	0	1	1	0	32
Jok	5-15	3-10	3-5	7	3	16	0	0	0	0	39
Gesell	0-8	0-1	4-4	3	2	4	5	2	0	1	32
Clemmons	2-6	1-2	1-2	5	2	6	6	0	0	2	36
Wagner	1-1	0-0	0-0	4	1	2	0	0	0	0	10
Williams	1-1	0-0	0-0	1	0	2	0	0	0	0	4
Uhl	3-9	1-4	0-1	4	0	7	1	0	1	1	20
Baer	1-2	0-1	0-0	2	2	2	1	0	0	0	9
Team				2							
Totals	24-69	7-28	17-22	38	15	72	13	3	3	6	225
	FG%: .348	FT%: .773	3-PT: .250								

SCORE BY PERIODS:

Temple	37	26	7	70
Iowa	38	25	9	72

ATTENDANCE: 17,333

VILLANOVA 87, IOWA 68 (2nd Round)

March 20, 2016, Barclays Center, Brooklyn, NY

Iowa -- 68

Name	FG	3-PT	FT	RB	PF	TP	A	TO	BK	S	MN
Uthoff	6-12	2-5	2-4	6	1	16	2	2	2	2	31
Woodbury	0-3	0-0	1-2	3	4	1	1	1	0	0	28
Jok	4-12	2-7	1-1	6	2	11	0	1	0	0	33
Gesell	3-8	0-3	0-0	1	5	6	6	4	0	0	28
Clemmons	3-6	0-1	3-4	2	4	9	4	1	0	0	19
Wagner	1-1	0-0	0-2	3	0	2	0	0	1	0	13
Fleming	1-1	0-0	0-0	0	0	2	0	0	0	0	1
Soukup, Michael	0-0	0-0	0-0	0	0	0	1	0	0	0	1
Williams	1-2	1-2	0-0	1	0	3	0	2	0	0	8
Soukup, Steven	0-0	0-0	0-0	0	0	0	0	0	0	0	1
Okah	0-0	0-0	0-0	0	0	0	0	0	0	0	1
Ellingson	0-0	0-0	0-0	0	0	0	0	0	0	0	1
Uhl	1-2	1-2	0-0	0	0	3	0	1	0	2	10
Baer	7-13	1-4	0-0	4	3	15	0	1	0	2	25
Team				3							
Totals	27-60	7-24	7-13	29	19	68	14	13	3	6	200
	FG%: .450	FT%: .292	3PT%: .538								

Villanova -- 87

Name	FG	3-PT	FT	RB	PF	TP	A	TO	BK	S	MN
Jenkins	6-9	3-5	0-0	1	3	15	6	0	0	2	31
Hart	7-11	1-4	4-4	4	2	19	2	5	0	1	27
Ochefu	3-5	0-0	0-0	11	1	6	4	3	3	3	28
Brunson	5-10	2-3	0-0	3	1	12	4	1	0	1	27
Archidiacono	5-8	2-3	4-4	0	1	16	4	0	0	1	29
Lowe	0-0	0-0	0-0	0	0	0	0	0	0	0	1
Booth	2-6	2-4	2-2	2	2	8	3	1	0	0	22
Farrell	0-0	0-0	0-0	0	0	0	0	0	0	0	1
Bridges	3-4	0-0	0-0	2	4	6	0	1	0	1	18
Reynolds	1-1	0-0	3-7	5	2	5	0	1	1	0	15
Rafferty	0-0	0-0	0-0	0	0	0	0	0	0	0	1
Team				4							
Totals	32-54	10-19	13-17	32	16	87	23	13	4	9	200
	FG%: .593	FT%: .765	3-PT: .526								

SCORE BY PERIODS:

Iowa	29	39	68
Villanova	54	33	87

ATTENDANCE: 17,401

IOWA 79, CINCINNATI 72 (1st Round)

March 22, 2019, Nationwide Arena, Columbus, OH

Iowa -- 79											
Name	FG	3-PT	FT	RB	PF	TP	A	TO	BK	S	MN
Garza	8-11	2-3	2-3	7	1	20	0	1	0	0	32
Cook	1-9	0-0	3-5	5	4	5	4	1	0	0	20
Bohannon	5-10	1-4	2-4	5	1	13	4	2	0	0	38
Moss	2-5	1-3	0-0	1	2	5	2	3	0	0	23
Wieskamp	6-8	4-6	3-4	5	1	19	1	2	1	1	33
Dailey	0-0	0-0	0-0	1	0	0	0	0	0	0	8
Kriener	2-2	0-0	0-0	0	4	4	1	2	0	0	13
McCaffery	1-2	1-2	0-0	0	0	3	2	1	0	0	11
Baer	4-6	2-4	0-0	4	2	10	1	2	0	0	22
Team				5							
Totals	29-53	11-22	10-16	33	15	79	15	14	1	1	200
	FG%:	.547	FT%:	.625		3PT%:	.500				

Cincinnati -- 72											
Name	FG	3-PT	FT	RB	PF	TP	A	TO	BK	S	MN
Scott	4-8	0-1	2-2	7	2	10	0	1	1	1	37
Brooks	5-8	0-0	1-2	5	5	11	0	0	1	0	21
Williams	2-5	0-2	0-0	6	3	4	1	1	0	1	27
Jenifer	7-12	3-7	2-2	4	0	19	2	1	0	0	35
Cumberland	7-17	3-9	1-2	1	1	18	4	2	0	1	39
Johnson	0-0	0-0	0-0	0	1	0	0	0	0	0	0+
Moore	0-3	0-3	2-2	1	4	2	1	0	0	0	9
Fredericks	0-1	0-1	0-0	1	0	0	0	0	0	0	3
Broome	3-9	0-4	2-4	2	0	8	1	1	0	0	19
Diarra	0-1	0-0	0-0	0	1	0	0	0	0	0	3
Nsoseme	0-1	0-0	0-0	1	1	0	0	0	0	1	7
Team				4				1			
Totals	28-65	6-27	10-14	32	18	72	9	7	2	4	200
	FG%:	.431	FT%:	.714		3-PT:	.222				

SCORE BY PERIODS:				ATTENDANCE: 19,641
Iowa		31	48	79
Cincinnati		36	36	72

TENNESSEE 83, IOWA 77 -- OT (2nd Round)

March 24, 2019, Nationwide Arena, Columbus, OH

Iowa -- 77											
Name	FG	3-PT	FT	RB	PF	TP	A	TO	BK	S	MN
Garza	4-8	0-1	5-6	4	4	13	0	1	2	0	32
Cook	4-12	0-0	3-6	2	4	11	2	3	0	0	37
Bohannon	5-11	3-7	5-5	6	4	18	1	1	0	1	42
Moss	6-12	3-5	1-2	5	0	16	0	2	0	2	29
Wieskamp	1-7	1-5	8-8	7	3	11	2	1	0	1	37
Dailey	0-1	0-1	0-0	0	0	0	0	1	0	0	4
Kriener	1-3	0-0	2-5	2	3	4	0	2	0	0	13
McCaffery	0-0	0-0	0-0	0	0	0	2	0	0	1	13
Baer	2-5	0-2	0-0	5	3	4	1	0	1	1	18
Team				3						1	
Totals	23-59	7-21	24-32	34	21	77	8	12	3	6	200
	FG%:	.390	FT%:	.750		3PT%:	.333				

Tennessee -- 83											
Name	FG	3-PT	FT	RB	PF	TP	A	TO	BK	S	MN
Williams	7-13	0-0	5-6	7	4	19	5	5	3	4	37
Alexander	2-2	0-0	4-5	9	4	8	0	2	1	0	33
Bone	5-12	2-5	2-2	3	2	14	3	3	0	0	38
Turner	5-13	3-7	2-2	6	2	15	3	1	0	0	41
Schofield	7-15	3-6	2-3	5	4	19	0	1	0	2	24
Fulkerson	0-0	0-0	0-0	2	2	0	0	0	0	0	9
Walker	0-0	0-0	0-0	0	2	0	0	1	0	0	3
Bowden	2-5	0-2	4-5	3	2	8	1	2	1	0	35
Pons	0-0	0-0	0-0	1	1	0	0	1	0	0	5
Team				5						1	
Totals	28-60	8-20	19-23	41	23	83	12	17	5	6	200
	FG%:	.467	FT%:	.826		3-PT:	.400				

SCORE BY PERIODS:				ATTENDANCE: 19,610	
Iowa		28	43	6	77
Tennessee		49	22	12	83



Iowa rallied from a 13-point deficit to upend 22nd-ranked Cincinnati, 79-72, in the first round of the NCAA Tournament on March 22, 2019, in Columbus, Ohio. The win was Iowa's second as a lower seed in the Round of 64 in program history.



IOWA 73, TEMPLE -- 71

Nov. 15, 1990, Carver-Hawkeye Arena, Iowa City, IA (Preseason)

Temple -- 71

Table with 13 columns: Name, FG, 3-PT, FT, RB, PF, TP, A, TO, BK, S, MN. Rows include Harden, Macon, Hodge, Kilgore, Strickland, Carstarphen, Lovelace, Spears, Post, Team, and Totals.

Iowa -- 73

Table with 13 columns: Name, FG, 3-PT, FT, RB, PF, TP, A, TO, BK, S, MN. Rows include Skinner, Barnes, Earl, Moses, Street, Tubbs, Webb, Winters, Davis, Smith, Lusk, Lookingbill, and Totals.

Score by Periods:

Score by Periods table with columns for Temple and Iowa, and Attendance: 7,356.

NOTRE DAME 77, IOWA 68

Nov. 17, 1990, JAC Center, South Bend, IN (Preseason)

Iowa -- 68

Table with 13 columns: Name, FG, 3-PT, FT, RB, PF, TP, A, TO, BK, S, MN. Rows include Moses, Street, Tubbs, Skinner, Barnes, Smith, Lusk, Davis, Winters, Lookingbill, Webb, Earl, Team, and Totals.

Notre Dame -- 77

Table with 13 columns: Name, FG, 3-PT, FT, RB, PF, TP, A, TO, BK, S, MN. Rows include Ellis, Sweet, Tower, Singleton, Bennett, Boyer, Ellery, Cozen, Ross, Team, and Totals.

Score by Periods:

Score by Periods table with columns for Iowa and Notre Dame, and Attendance: 6,608.

IOWA 96, DEPAUL 87 (1st Round)

March 15, 1995, Mark of the Quad Cities, Moline, IL

DePaul -- 87

Table with 13 columns: Name, FG, 3-PT, FT, RB, PF, TP, A, TO, BK, S, MN. Rows include Macon, Kleinschmidt, Bowden, Cole, Patton, Currie, Watts, Singer, Team, and Totals.

Iowa -- 96

Table with 13 columns: Name, FG, 3-PT, FT, RB, PF, TP, A, TO, BK, S, MN. Rows include Murray, Settles, Bartels, Woolridge, Kingsbury, Glasper, Bowen, Skillett, Carter, Millard, Team, and Totals.

Score by Periods:

Score by Periods table with columns for DePaul and Iowa, and Attendance: 10,678.

IOWA 66, OHIO UNIVERSITY 62 (2nd Round)

March 21, 1995, Carver-Hawkeye Arena, Iowa City, IA

Ohio -- 62

Table with 13 columns: Name, FG, 3-PT, FT, RB, PF, TP, A, TO, BK, S, MN. Rows include Trent, Simmons, Terry, Ford, Reese, Johnson, Sears, Greenwood, Team, and Totals.

Iowa -- 66

Table with 13 columns: Name, FG, 3-PT, FT, RB, PF, TP, A, TO, BK, S, MN. Rows include Murray, Settles, Bartels, Woolridge, Kingsbury, Carter, Bowen, Glasper, Skillett, Millard, Team, and Totals.

Score by Periods:

Score by Periods table with columns for Ohio and Iowa, and Attendance: 15,500.

PENN STATE 67, IOWA 64 (Quarterfinals)
March 23, 1995, Carver-Hawkeye Arena, Iowa City, IA

Penn State -- 67

Name	FG	3-PT	FT	RB	PF	TP	A	TO	BK	S	MN
Carlton	6-18	1-8	0-0	7	2	13	0	2	0	1	21
Sekunda	2-9	0-0	0-0	6	2	4	3	2	0	0	21
Amaechi	4-9	0-0	4-9	12	3	12	0	1	3	0	33
Earl	0-5	0-2	3-4	4	1	3	13	2	0	5	36
Williams	5-8	0-0	0-0	3	3	10	1	2	0	1	19
Bartram	3-5	2-4	0-0	6	1	8	1	5	0	0	20
Lisicky	4-10	4-7	0-0	1	1	12	1	3	0	0	26
Williams	1-3	0-0	1-5	6	4	3	0	1	0	0	14
Joseph	1-1	0-1	0-0	2	2	2	0	0	0	1	10
Team				3							
Totals	26-68	7-22	8-18	50	19	67	19	18	3	8	200
	FG%: .382	3-PT%: .318	FT%: .444								

Iowa -- 64

Name	FG	3-PT	FT	RB	PF	TP	A	TO	BK	S	MN
Murray	2-5	0-1	0-1	2	1	4	2	2	0	1	26
Settles	6-15	1-5	3-5	9	4	16	3	1	1	0	28
Bartels	3-9	1-6	1-3	3	1	8	0	2	1	2	32
Woolridge	10-17	2-3	6-8	6	1	28	5	3	1	1	35
Kingsbury	1-11	1-10	1-2	2	5	4	0	2	0	0	24
Carter	0-0	0-0	0-0	3	1	0	0	0	1	1	11
Bowen	0-0	0-0	0-0	4	3	0	0	3	4	2	14
Glasper	0-0	0-0	0-0	1	2	0	2	2	0	2	5
Skillett	0-0	0-0	0-0	1	0	0	2	0	0	2	10
Millard	2-2	0-0	0-0	4	2	4	0	1	0	0	15
Team				2							
Totals	24-59	5-25	11-19	37	20	64	14	16	8	11	200
	FG%: .407	3-PT%: .200	FT%: .579								

Score by Periods: ATTENDANCE: 15,500

Penn State	31	36	67
Iowa	34	30	64

GEORGIA 100, IOWA 93 (1st Round)
March 11, 1998, Carver-Hawkeye Arena, Iowa City, IA

Georgia -- 100

Name	FG	3-PT	FT	RB	PF	TP	A	TO	BK	S	MN
Brown	3-4	0-0	5-6	5	3	11	0	2	0	0	18
Jones	5-14	1-3	3-5	8	2	14	0	2	1	0	30
Chadwick	4-5	1-1	0-0	6	3	9	1	2	0	0	23
Smith	6-10	4-6	2-2	7	2	18	5	5	0	1	35
Harrison	10-17	0-2	2-3	4	0	22	9	2	0	1	39
Jones	0-0	0-0	0-0	1	1	0	1	1	0	0	6
Ransom	6-8	0-1	2-4	5	1	14	2	3	1	2	24
Hall	2-2	0-0	0-0	6	3	4	0	1	0	0	13
Dukes	2-3	2-3	0-2	2	2	6	0	1	2	0	7
Dryden	0-0	0-0	0-0	0	1	0	0	0	0	0	1
Nordin	1-1	0-0	0-0	2	3	2	1	1	0	0	4
Team				1				1			
Totals	39-64	8-16	14-22	47	21	100	19	21	4	4	200
	FG%: .609	3-PT%: .500	FT%: .636								

Iowa -- 93

Name	FG	3-PT	FT	RB	PF	TP	A	TO	BK	S	MN
Davis	9-21	2-4	5-7	8	2	25	1	2	1	3	34
Galloway	2-7	1-5	0-0	0	1	5	3	1	0	1	19
Bowen	11-15	0-0	2-6	11	4	24	1	0	2	4	30
Oliver	3-6	0-0	3-4	2	4	9	4	2	0	3	24
McCausland	3-9	3-7	0-0	4	1	9	1	1	0	0	28
Bauer	0-0	0-0	2-2	0	0	2	0	0	0	1	1
Rucker	0-3	0-0	0-0	0	0	0	0	0	0	0	3
Luehrsmann	1-6	0-2	1-2	4	3	3	5	3	0	3	27
Koch	0-1	0-0	6-6	1	0	6	0	1	1	1	10
Moore	3-5	1-2	1-2	0	1	8	2	0	1	1	19
Others	1-1	0-0	0-0	0	0	2	0	0	0	0	4
Team				1							
Totals	33-74	7-20	20-29	31	16	93	17	10	5	17	200
	FG%: .446	3-PT%: .350	FT%: .690								

Score by Periods: ATTENDANCE: 5,167

Georgia	52	48	100
Iowa	50	43	93

LSU 63, IOWA 61 (1st Round)
March 13, 2002, Carver-Hawkeye Arena, Iowa City, IA

Louisiana State -- 63

Name	FG	3-PT	FT	RB	PF	TP	A	TO	BK	S	MN
Dupree	8-18	0-3	3-6	11	4	19	1	2	0	2	35
Williams	1-5	0-0	8-8	7	2	10	4	1	1	4	36
Bridgewater	2-6	0-0	0-0	3	5	4	2	0	1	0	35
Bright	7-13	3-7	1-2	3	3	18	2	3	0	1	38
Hudson	4-12	1-4	0-0	3	2	9	1	3	0	1	33
Young	1-1	0-0	1-2	0	0	3	0	0	0	0	5
Thompson	0-0	0-0	0-0	0	1	0	1	0	0	0	8
Wilson	0-0	0-0	0-0	0	2	0	0	1	0	1	10
Team				3							
Totals	23-55	4-14	13-18	30	19	63	11	11	2	9	200
	FG%: .418	3-PT%: .286	FT%: .722								

Iowa -- 61

Name	FG	3-PT	FT	RB	PF	TP	A	TO	BK	S	MN	
Evans	3-5	0-0	4-8	9	3	10	1	1	0	1	33	
Sonderleiter	0-0	0-0	0-0	0	1	0	0	0	0	1	0	4
Leslie	2-4	2-2	0-0	3	3	6	3	2	0	0	20	
Pierce	6-8	0-2	1-2	8	3	13	5	2	1	1	35	
Recker	4-16	2-10	2-2	2	2	12	4	3	0	1	40	
Hogan	1-2	1-2	0-0	1	0	3	0	3	0	0	8	
Worley	2-5	0-1	1-2	2	2	5	0	4	1	0	16	
Reiner	1-1	0-0	0-0	2	0	2	1	0	1	0	12	
Boyd	0-2	0-2	1-2	2	0	1	0	2	0	0	9	
Henderson	3-7	0-2	3-3	3	2	9	0	1	1	0	23	
Team				6								
Totals	22-50	5-21	12-19	38	16	61	14	18	5	3	200	
	FG%: .440	3-PT%: .238	FT%: .632									

Score by Periods: ATTENDANCE: 10,511

Louisiana State	29	34	63
Iowa	28	33	61

IOWA 62, VALPARAISO, 60 (Opening Round)
March 13, 2003, Carver-Hawkeye Arena, Iowa City, IA

VALPARAISO -- 60

Name	FG	3-PT	FT	RB	PF	TP	A	TO	BK	S	MN
Gomes	4-8	0-3	1-3	4	4	9	4	2	1	2	26
Graf	4-9	0-2	1-3	5	5	9	1	0	1	1	28
Tonagel	2-4	1-2	0-0	2	1	5	1	2	0	1	36
Nieves	0-3	0-3	0-0	2	0	0	2	0	0	0	22
Berdiel	6-12	1-2	0-1	3	2	13	3	1	0	2	28
Ortiz	6-14	1-2	1-2	1	1	14	3	1	0	4	31
Oppland	1-1	0-0	0-0	0	2	2	0	1	0	0	14
Nikkila	2-3	0-0	4-4	3	2	8	0	0	2	0	15
Team				5							
Totals	25-54	3-14	7-13	26	17	60	14	9	4	10	200
	FG%: .463	3PT%: .214	FT%: .538								

IOWA -- 62

Name	FG	3-PT	FT	RB	PF	TP	A	TO	BK	S	MN
Worley	1-3	0-2	0-0	2	5	2	3	2	2	0	28
Brunner	2-6	0-0	3-4	4	2	7	1	1	1	1	21
Reiner	4-8	0-0	3-6	10	3	11	0	2	2	1	26
Leslie	7-15	1-3	0-0	4	1	15	5	3	0	1	40
Horner	1-4	0-2	3-5	7	1	5	7	4	0	0	35
Kimm	0-0	0-0	0-0	0	0	0	0	0	0	0	3
Boyd	4-5	3-4	0-0	1	0	11	0	0	0	1	28
Sonderleiter	5-7	0-0	1-1	3	2	11	0	5	1	0	19
Team				3							
Totals	24-48	4-11	10-16	34	14	62	16	17	6	4	200
	FG%: .500	3PT%: .364	FT%: .625								

Score by Periods: ATTENDANCE: 2,761

Valparaiso	29	31	60
Iowa	32	30	62

**IOWA 54, IOWA STATE 53 (1st Round)**

March 21, 2003, Hilton Coliseum, Ames, IA

IOWA -- 54

Name	FG	3-PT	FT	RB	PF	TP	A	TO	BK	S	MN
Leslie	5-8	0-1	1-2	3	0	11	1	4	0	0	39
Horner	2-6	1-2	4-6	2	3	9	1	4	0	1	37
Worley	5-10	0-1	3-4	5	5	13	0	4	2	2	30
Reiner	1-3	0-0	1-1	8	4	3	2	2	1	1	24
Brunner	1-2	0-0	0-0	9	3	2	1	3	2	2	22
Boyd	1-4	1-4	3-4	3	3	6	1	1	0	1	22
Sonderleiter	4-8	0-0	2-5	2	2	10	2	1	0	0	26
Team				3							
Totals	19-41	2-8	14-22	35	20	54	8	19	5	7	200
	FG%:	.463	3PT%:	.250		FT%:	.636				

IOWA STATE -- 53

Name	FG	3-PT	FT	RB	PF	TP	A	TO	BK	S	MN
Sullivan	3-16	2-10	0-2	1	3	8	1	1	0	3	39
Haluska	1-5	1-3	1-2	2	1	4	0	1	0	0	25
Vroman	7-12	0-0	6-11	9	5	20	2	2	3	2	30
Barnes	1-10	1-8	0-0	3	3	3	6	2	0	2	39
Homan	6-9	0-0	2-3	7	3	14	1	1	1	1	36
Varley	0-0	0-0	0-0	2	3	0	0	0	0	0	9
Neal	0-0	0-0	0-0	1	0	0	0	0	0	0	3
Jefferson	1-3	0-1	2-2	3	3	4	0	2	1	0	19
Team				2							
Totals	19-55	4-22	11-20	30	21	53	10	9	5	8	200
	FG%:	.345	3PT%:	.182		FT%:	.550				

Score by Periods:

Iowa	26	28	54
Iowa State	19	34	53

ATTENDANCE: 14,020

GEORGIA TECH 79, IOWA 78 (2nd Round)

March 24, 2003, Carver-Hawkeye Arena, Iowa City, IA

GEORGIA TECH -- 79

Name	FG	3-PT	FT	RB	PF	TP	A	TO	BK	S	MN
Bosh	3-6	1-2	10-13	9	4	17	1	5	1	0	34
Tarver	4-4	0-0	0-0	3	3	8	0	2	1	0	18
Elder	4-13	0-3	0-0	6	1	8	1	3	0	1	31
Jack	2-5	0-2	0-1	1	2	4	9	2	0	2	35
Lewis	3-7	3-6	3-4	4	3	12	1	0	0	1	28
Muhammad	4-8	0-0	3-5	7	2	11	2	0	0	0	21
Schenscher	1-2	0-0	0-0	2	2	2	0	0	0	0	5
Nelson	3-9	0-0	6-7	4	3	12	2	3	0	1	24
McHenry	2-2	1-1	0-0	0	2	5	0	0	0	0	4
Team				2							
Totals	26-56	5-14	22-30	38	22	79	16	15	2	5	200
	FG%:	.464	3PT%:	.357		FT%:	.733				

IOWA -- 78

Name	FG	3-PT	FT	RB	PF	TP	A	TO	BK	S	MN
Worley	0-4	0-1	2-2	5	5	2	1	4	2	3	24
Brunner	2-3	0-1	0-0	5	5	4	2	1	1	0	21
Reiner	3-6	0-0	3-5	4	3	9	0	0	0	0	26
Leslie	6-13	2-4	13-15	0	2	27	3	3	0	2	38
Horner	2-7	2-5	0-0	6	3	6	8	3	0	2	38
Kimm	0-0	0-0	0-0	0	0	0	0	1	0	0	3
Boyd	5-10	2-6	5-5	0	1	17	1	0	0	2	24
Sonderleiter	6-8	0-0	1-4	6	4	13	3	2	1	1	26
Team				2							
Totals	24-51	6-17	24-31	28	23	78	18	14	4	10	200
	FG%:	.471	3PT%:	.353		FT%:	.774				

Score by Periods:

Georgia Tech	44	35	79
Iowa	37	41	78

ATTENDANCE: 9,038

SAINT LOUIS 70, IOWA 69 (1st Round)

March 16, 2004, Family Arena, St. Charles, MO

IOWA -- 69

Name	FG	3-PT	FT	RB	PF	TP	A	TO	BK	S	MN
Pierce	7-13	0-0	2-2	6	4	16	0	5	0	0	28
Worley	4-7	1-1	1-1	9	4	10	1	3	3	1	38
Brunner	4-6	0-0	2-4	6	2	10	3	0	0	0	30
Horner	4-10	1-4	8-9	5	1	17	6	4	0	0	40
Boyd	3-6	0-3	2-2	1	2	8	4	3	0	1	35
Rand	0-0	0-0	0-0	0	0	0	0	0	0	0	3
Spurgeon	2-2	0-0	2-2	3	3	6	1	1	1	0	14
Hansen	1-3	0-0	0-0	4	1	2	0	1	3	0	12
Team				2							
Totals	25-47	2-8	17-20	39	17	69	15	18	6	2	200
	FG%:	.532	3PT%:	.250		FT%:	.850				

SAINT LOUIS -- 70

Name	FG	3-PT	FT	RB	PF	TP	A	TO	BK	S	MN
Sloan	5-12	1-5	5-8	6	2	16	5	0	0	0	39
Vouyoukas	0-2	0-0	0-0	1	1	0	0	0	0	0	10
Fisher	5-11	0-3	0-0	2	2	10	5	3	2	2	38
Bryant	4-12	1-4	1-1	4	1	10	3	2	0	1	30
Hunt	0-1	0-0	0-0	1	1	0	1	0	0	1	25
Clarke	3-5	1-3	1-2	2	2	8	0	1	0	0	12
Drejaj	7-8	4-4	5-6	1	3	23	2	0	0	1	24
Varner	1-6	0-2	1-1	1	1	3	1	0	0	1	11
Ohanon	0-2	0-0	0-0	1	2	0	1	0	0	1	11
Team				3							
Totals	25-59	7-21	13-18	22	15	70	18	6	2	7	200
	FG%:	.424	3PT%:	.333		FT%:	.722				

Score by Periods:

Iowa	35	34	69
Saint Louis	26	44	70

ATTENDANCE: 5,674

IOWA 84, DAYTON, 75 (1st Round)

March 13, 2012, Carver-Hawkeye Arena, Iowa City, IA

DAYTON -- 75

Name	FG	3-PT	FT	RB	PF	TP	A	TO	BK	S	MN
Oliver	3-11	0-3	1-2	4	3	7	1	1	0	1	28
Kavanaugh	2-4	0-0	2-2	2	2	6	0	1	0	0	26
Dillard	7-14	4-6	5-6	5	2	23	6	3	0	2	37
Johnson	3-8	0-3	2-2	7	2	8	1	0	0	0	24
Williams	4-7	2-4	2-2	0	2	12	1	0	0	0	32
Asmus	1-1	1-1	0-0	0	0	3	0	0	0	0	0+
Parker	3-10	2-7	1-2	2	1	9	0	2	0	0	25
Vonderhaar	0-0	0-0	0-0	0	0	0	1	0	0	0	0+
Fabrizius	0-6	0-6	1-2	3	1	1	0	0	0	0	12
Gavrilovic	3-5	0-0	0-0	7	1	6	0	1	0	0	14
Hill	0-0	0-0	0-0	0	1	0	0	0	0	0	2
Team				5							
Totals	26-66	9-30	14-18	35	15	75	10	9	0	3	200
	FG%:	.394	3PT%:	.300		FT%:	.778				

IOWA -- 84

Name	FG	3-PT	FT	RB	PF	TP	A	TO	BK	S	MN
McCabe	9-9	1-1	1-2	8	4	20	2	4	0	0	32
White	10-15	1-3	4-4	11	2	25	2	0	0	0	31
Marble	4-8	1-3	0-0	2	2	9	3	2	1	2	29
Gatens	2-9	2-6	1-2	2	3	7	4	1	1	0	37
Cartwright	1-4	0-1	3-4	4	0	5	11	2	1	0	35
Basabe	6-9	0-0	3-3	5	1	15	0	0	2	1	14
Oglesby	1-3	1-2	0-0	2	0	3	1	0	0	0	16
Brommer	0-0	0-0	0-0	0	0	0	0	1	0	0	3
May	0-1	0-0	0-0	0	0	0	0	0	0	0	3
Team				1							
Totals	33-58	6-16	12-15	34	12	84	23	11	5	3	200
	FG%:	.569	3PT%:	.375		FT%:	.800				

Score by Periods:

Dayton	41	34	75
Iowa	44	40	84

ATTENDANCE: 13,190

OREGON 108, IOWA 97 (2nd Round)

March 18, 2012, Matthew Knight Arena, Eugene, OR

IOWA -- 97

Name	FG	3-PT	FT	RB	PF	TP	A	TO	BK	S	MN
Marble	10-15	7-8	4-4	5	3	31	5	0	0	0	37
McCabe	3-6	1-1	1-2	2	5	8	0	4	0	0	13
White	7-17	1-5	7-8	8	2	22	1	0	0	1	35
Gatens	3-10	1-7	0-0	1	2	7	3	1	0	0	35
Cartwright	6-11	0-0	0-0	2	3	12	10	2	0	4	33
Olaseni	0-1	0-0	0-0	0	0	0	0	0	0	0	3
Basabe	8-13	0-0	1-1	8	5	17	0	0	0	0	18
Oglesby	0-1	0-0	0-0	0	0	0	0	0	0	0	17
Brommer	0-1	0-0	0-0	1	1	0	0	1	0	0	3
May	0-4	0-1	0-0	3	2	0	0	0	0	1	5
Stokes	0-0	0-0	0-0	0	0	0	0	0	0	0	1
Team				6							
Totals	37-79	10-22	13-15	36	23	97	19	8	0	6	200
	FG%:	.468	3PT%:	.455	FT%:	.867					

OREGON -- 108

Name	FG	3-PT	FT	RB	PF	TP	A	TO	BK	S	MN
Jacob	2-2	0-0	0-0	4	0	4	1	0	0	0	9
Singler	9-10	3-4	4-4	6	3	25	4	1	0	0	35
Woods	3-4	0-0	0-0	0	1	6	0	0	3	0	14
Sim	4-10	3-6	4-4	4	2	15	2	1	0	1	30
Joseph	5-10	3-7	2-2	2	2	15	8	2	0	0	39
Ashaolu	7-10	0-0	8-11	6	2	22	4	1	2	0	25
Loyd	1-4	0-2	0-0	1	2	2	5	2	0	1	13
Nared	0-1	0-1	0-0	2	0	0	0	0	2	0	6
Emory	4-8	1-3	10-11	7	4	19	2	3	0	1	29
Team				0							
Totals	35-59	10-23	28-32	32	16	108	26	10	7	3	200
	FG%:	.593	3PT%:	.435	FT%:	.875					

Score by Periods:

Iowa	51	46	97
Oregon	47	61	108

ATTENDANCE: 8,647

IOWA 68, INDIANA STATE, 52 (1st Round)

March 20, 2013, Carver-Hawkeye Arena, Iowa City, IA

INDIANA STATE -- 52

Name	FG	3-PT	FT	RB	PF	TP	A	TO	BK	S	MN
Arop	1-3	0-1	0-0	2	2	2	1	2	0	0	22
Mahurin	2-8	2-7	0-0	1	3	6	1	1	0	0	21
Gant	6-14	0-1	4-4	23	1	16	0	0	2	2	29
Cummings	2-6	0-3	0-0	4	5	4	5	1	0	1	27
Odom	2-6	1-2	0-0	7	2	5	3	6	0	2	30
Kitchell	0-1	0-0	0-0	1	0	0	0	1	0	0	7
Eitel	1-2	1-2	0-0	1	1	3	1	0	0	0	18
Brown	2-3	0-0	2-3	2	1	6	0	2	0	2	17
Smith, R.	0-0	0-0	0-0	0	0	0	0	0	0	0	0+
Burnett	1-4	0-1	4-4	3	1	6	1	1	0	0	15
Smith, K.	2-3	0-0	0-0	1	1	4	0	2	0	0	14
Team				2							
Totals	19-50	4-17	10-11	27	17	52	12	16	0	7	200
	FG%:	.380	3PT%:	.235	FT%:	.909					

IOWA -- 68

Name	FG	3-PT	FT	RB	PF	TP	A	TO	BK	S	MN
Basabe	4-9	0-0	1-2	8	0	9	0	0	1	0	20
White	3-8	0-2	5-7	13	0	11	1	4	0	1	33
Woodbury	2-3	0-0	0-0	3	2	4	0	3	1	0	13
Marble	7-15	2-5	8-10	5	0	24	6	1	0	4	34
Gesell	1-5	0-3	0-0	0	0	2	1	1	0	1	14
Olaseni	1-2	0-0	0-2	3	3	2	0	1	2	0	13
Oglesby	1-3	1-2	0-0	1	0	3	1	0	0	0	24
Clemmons	0-0	0-0	0-0	1	3	0	0	3	0	0	6
Rickert	0-0	0-0	0-0	0	0	0	0	0	0	0	0+
Denning	0-0	0-0	0-0	0	0	0	0	0	0	0	0+
McCabe	2-8	2-5	2-2	3	3	8	1	0	0	0	13
Ingram	0-0	0-0	0-0	0	0	0	0	0	0	0	0+
May	1-4	1-2	2-3	2	2	5	1	0	0	2	30
Stokes	0-0	0-0	0-0	0	0	0	0	0	0	0	0+
Team				3							
Totals	22-57	6-19	18-26	42	13	68	11	13	4	9	200
	FG%:	.386	3PT%:	.316	FT%:	.692					

Score by Periods:

Indiana State	30	22	52
Iowa	31	37	68

ATTENDANCE: 15,400

IOWA 75, STONY BROOK 63 (2nd Round)

March 22, 2013, Carver-Hawkeye Arena, Iowa City, IA

STONY BROOK -- 63

Name	FG	3-PT	FT	RB	PF	TP	A	TO	BK	S	MN
Warney	7-9	0-0	3-4	7	1	17	0	0	0	1	31
Brenton	2-6	0-0	1-4	5	2	5	4	2	0	0	34
King	1-2	1-2	1-2	3	1	4	1	0	0	0	12
Jackson	6-11	2-5	1-1	0	2	15	2	1	0	0	30
Coley	4-11	3-5	1-2	5	3	12	2	4	0	0	32
Bracey	0-0	0-0	0-0	1	1	0	0	1	0	0	3
Puriefoy	1-4	0-1	2-4	2	2	4	0	1	0	0	11
Rouse	1-3	0-2	0-0	0	3	2	0	2	0	0	14
Hayes	0-1	0-1	0-0	0	1	0	0	0	0	0	2
McAllister	2-4	0-0	0-0	3	3	4	0	0	1	0	22
Mayo	0-0	0-0	0-0	1	1	0	0	0	0	0	9
Team				3							
Totals	24-51	6-16	9-17	30	20	63	9	11	1	1	200
	FG%:	.471	3PT%:	.375	FT%:	.529					

IOWA -- 75

Name	FG	3-PT	FT	RB	PF	TP	A	TO	BK	S	MN
Basabe	4-5	0-0	0-0	6	1	8	2	1	1	0	19
May	1-5	1-1	1-2	4	4	4	4	0	0	0	30
White	4-10	1-4	4-4	7	2	13	2	2	2	0	33
Woodbury	0-1	0-0	0-0	5	4	0	2	1	2	1	17
Marble	9-18	2-6	8-11	2	0	28	5	1	0	2	35
Gesell	2-6	1-3	0-0	0	1	5	3	0	0	1	19
Olaseni	2-3	0-0	1-2	6	1	5	1	0	0	0	20
Oglesby	1-2	1-2	0-0	0	1	3	0	0	0	0	12
Clemmons	0-0	0-0	1-2	0	1	1	0	0	0	0	5
McCabe	3-5	2-3	0-0	3	3	8	1	3	0	1	10
Team				1							
Totals	26-55	8-19	15-21	34	18	75	20	8	5	5	200
	FG%:	.386	3PT%:	.316	FT%:	.692					

Score by Periods:

Stony Brook	34	29	63
Iowa	37	38	75

ATTENDANCE: 15,400

IOWA 75, VIRGINIA 64 (Quarterfinals)

March 27, 2013, John Paul Jones Arena, Charlottesville, VA

IOWA -- 75

Name	FG	3-PT	FT	RB	PF	TP	A	TO	BK	S	MN
Basabe	0-3	0-0	0-0	2	1	0	1	0	1	0	16
May	3-6	2-2	0-0	2	3	8	1	0	0	0	33
White	1-6	0-3	4-4	5	1	6	0	2	0	1	30
Woodbury	5-7	0-0	0-0	8	4	10	2	2	0	0	26
Marble	8-16	1-5	7-7	3	1	24	5	2	1	3	36
Olaseni	0-1	0-0	0-0	1	1	0	0	1	0	0	7
Oglesby	1-1	1-1	0-0	0	1	3	0	1	0	1	10
Clemmons	1-2	1-2	4-4	4	1	7	2	2	1	0	19
Gesell	3-5	1-2	0-0	1	0	7	1	1	0	2	8
McCabe	4-6	2-2	0-0	3	4	10	2	4	0	1	15
Team				5							
Totals	26-53	8-17	15-15	34	17	75	14	15	3	8	200
	FG%:										

**IOWA 71, MARYLAND 60 (Semifinals)**

April 2, 2013, Madison Square Garden, New York, NY

IOWA -- 71

Name	FG	3-PT	FT	RB	PF	TP	A	TO	BK	S	MN
Basabe	2-7	0-0	0-0	3	3	4	1	1	0	1	15
White	1-3	0-0	8-10	8	2	10	1	2	2	1	31
Woodbury	3-8	0-0	3-4	3	3	9	0	0	2	0	29
Marble	8-16	2-5	3-4	9	1	21	3	3	1	1	33
May	3-7	1-2	5-6	4	1	12	5	0	0	3	36
Olaseni	1-1	0-0	0-0	0	3	2	0	0	0	0	6
Oglesby	0-2	0-2	0-0	0	0	0	1	0	0	1	7
Clemmons	1-3	0-0	0-0	0	0	2	2	0	0	0	17
Gesell	2-5	0-1	0-0	1	1	4	1	0	0	0	11
McCabe	3-5	1-2	0-0	2	3	7	3	0	0	0	15
Team				6							
Totals	24-57	4-12	19-24	36	17	71	17	8	5	7	200
FG%:	.421	3PT%:	.333	FT%:	.792						

Maryland -- 60

Name	FG	3-PT	FT	RB	PF	TP	A	TO	BK	S	MN
Mitchell	3-7	0-0	0-0	4	0	6	3	3	0	0	18
Wells	4-11	0-2	1-2	4	5	9	3	1	0	0	27
Len	6-10	0-0	4-6	9	1	16	1	0	6	0	31
Howard	0-2	0-1	2-2	2	4	2	4	4	0	2	31
Faust	5-14	2-5	2-6	3	2	14	1	2	1	0	29
Aronhalt	3-8	3-6	0-0	3	0	9	0	2	0	0	25
Layman	2-5	0-1	0-0	7	4	4	0	4	2	1	27
Padgett	0-0	0-0	0-0	0	0	0	0	0	0	0	3
Cleare	0-0	0-0	0-0	1	2	0	0	0	1	0	9
Team				6							
Totals	23-57	5-15	9-16	39	18	60	12	17	10	3	200
FG%:	.404	3PT%:	.333	FT%:	.563						

Score by Periods:

Iowa	38	33	71
Maryland	33	27	60

ATTENDANCE: 10,009

BAYLOR 74, IOWA 54 (Final)

April 4, 2013, Madison Square Garden, New York, NY

IOWA -- 54

Name	FG	3-PT	FT	RB	PF	TP	A	TO	BK	S	MN
Basabe	0-5	0-0	1-2	6	2	1	0	0	0	0	13
White	4-13	0-2	4-4	6	0	12	1	2	0	2	34
Woodbury	0-4	0-0	2-4	6	2	2	0	1	0	1	16
Marble	3-12	0-4	0-0	1	2	6	4	4	0	2	27
May	3-9	1-4	1-2	1	5	8	0	0	0	0	26
Olaseni	1-4	0-0	0-0	2	2	2	0	0	0	0	18
Oglesby	1-4	1-4	0-0	1	0	3	1	0	0	0	14
Clemmons	2-2	2-2	1-2	3	1	7	1	2	0	0	17
Gesell	4-6	1-3	4-4	2	3	13	0	1	0	0	17
Rickert	0-0	0-0	0-0	1	0	0	0	0	0	0	1
Denning	0-0	0-0	0-0	0	0	0	1	0	0	0	1
McCabe	0-8	0-5	0-0	7	3	0	3	1	0	0	14
Ingram	0-0	0-0	0-0	0	0	0	0	0	0	0	1
Stokes	0-2	0-0	0-0	0	0	0	0	0	0	0	1
Team				3							
Totals	18-69	5-24	13-18	39	20	54	11	11	0	5	200
FG%:	.491	3PT%:	.471	FT%:	1.000						

Baylor -- 74

Name	FG	3-PT	FT	RB	PF	TP	A	TO	BK	S	MN
Walton	2-5	0-1	1-2	1	3	5	5	2	0	6	31
Jefferson	8-11	0-0	7-8	7	3	23	0	0	1	1	25
Austin	6-7	0-1	3-5	9	1	15	4	3	5	2	34
Heslip	1-4	1-4	1-2	4	2	4	0	0	0	0	24
Jackson	4-11	3-6	6-6	5	4	17	10	3	0	0	37
Rose	0-0	0-0	0-0	0	0	0	0	0	0	0	2
Gathers	3-3	0-0	0-0	4	3	6	0	2	1	0	14
Franklin	2-4	0-2	0-0	1	0	4	0	0	0	0	23
Bello	0-1	0-0	0-0	0	0	0	0	0	0	0	5
Neubart	0-1	0-1	0-0	0	0	0	0	0	0	0	1
Prince	0-1	0-0	0-0	1	1	0	0	0	0	0	3
Team				6							
Totals	26-48	4-15	18-23	38	17	74	19	11	7	9	200
FG%:	.542	3PT%:	.267	FT%:	.783						

Score by Periods:

Iowa	22	32	54
Baylor	27	47	74

ATTENDANCE: 5,301

IOWA 87, SOUTH DAKOTA 75 (1st Round)

March 15, 2017, Iowa City, IA

South Dakota -- 75

Name	FG	3-PT	FT	RB	PF	TP	A	TO	BK	S	MN
Burch-Manning	4-7	0-0	0-2	6	4	8	0	2	1	1	29
Flack	6-11	0-1	4-5	5	3	16	1	3	2	2	31
Dickerson	3-8	1-3	3-4	3	3	10	2	3	0	0	21
Hurst	1-3	0-1	5-6	7	3	7	3	1	0	2	33
Mooney	8-19	5-10	2-2	5	1	23	5	1	0	3	33
Simpson	1-3	1-1	1-2	0	3	4	2	0	0	1	22
Armstrong	0-2	0-1	0-0	0	0	0	0	0	0	0	4
Peterson	1-3	0-0	3-4	3	1	5	1	2	0	2	13
Hagedorn	1-3	0-0	0-0	1	1	2	1	0	0	0	14
Power	0-0	0-0	0-0	0	0	0	0	0	0	0	0+
Team				0							
Totals	25-59	7-17	18-25	30	19	75	15	12	3	11	200
FG%:	.424	3PT%:	.412	FT%:	.720						

Iowa -- 87

Name	FG	3-PT	FT	RB	PF	TP	A	TO	BK	S	MN
Wagner	3-3	0-0	0-0	7	3	6	0	2	0	1	19
Cook	8-8	0-0	2-5	8	2	18	3	2	1	0	29
Bohannon	7-12	3-4	2-2	2	2	19	11	1	0	1	37
Moss	6-12	4-9	0-1	4	0	16	1	0	2	1	27
Jok	7-14	3-6	3-4	6	4	20	1	2	0	1	27
Williams	0-1	0-0	0-0	0	0	0	1	1	0	0	8
Kriener	1-1	0-0	0-0	0	0	2	0	0	0	0	4
Ellingson	0-4	0-2	0-0	2	0	0	0	2	0	0	10
Uhl	0-2	0-1	0-0	1	1	0	2	0	0	0	10
Pemsl	2-3	0-0	0-3	4	3	4	2	3	0	4	16
Baer	1-2	0-1	0-0	1	3	2	0	1	1	0	13
Team				2							
Totals	35-62	10-23	7-15	37	18	87	21	16	4	8	200
FG%:	.565	3PT%:	.435	FT%:	.467						

Score by Periods:

South Dakota	38	37	75
Iowa	42	45	87

ATTENDANCE: 12,864

TCU 94, IOWA 92 -- OT (2nd Round)

March 19, 2017, Carver-Hawkeye Arena, Iowa City, IA

TCU -- 94

Name	FG	3-PT	FT	RB	PF	TP	A	TO	BK	S	MN
Brodziansky	9-12	0-0	1-1	4	3	19	2	0	1	0	28
Miller	3-8	1-4	0-0	4	2	7	0	1	0	1	24
Bane	3-9	1-3	6-7	2	3	13	4	1	0	0	37
Robinson	7-16	1-3	4-4	3	3	19	11	5	0	3	44
Williams, K.	6-11	2-5	1-2	10	2	15	6	1	1	4	39
Williams, M.	1-4	1-3	0-0	1	1	3	1	0	0	0	10
Parrish	5-7	4-6	0-2	1	4	14	1	0	0	3	26
Shepard	0-0	0-0	0-0	0	2	0	0	1	0	0	1
Washburn	2-4	0-0	0-2	4	1	4	1	0	0	2	16
Team				3							
Totals	36-71	10-24	12-18	32	21	94	26	9	2	13	200
FG%:	.507	3PT%:	.417	FT%:	.667						

Iowa -- 92

Name	FG	3-PT	FT	RB	PF	TP	A	TO	BK	S	MN
Wagner	2-4	0-0	2-6	4	2	6	3	1	0	1	19
Cook	7-7	0-0	2-5	5	2	16	0	7	0	0	28
Bohannon	8-15	7-12	2-3	2	3	25	13	3	0	0	42
Moss	0-1	0-1	0-0	1	0	0	0	0	0	0	10
Jok	8-18	5-10	1-2	3	3	22	5	3	0	0	41
Williams	0-1	0-0	0-0	0	1	0	0	1	0	0	3
Kriener	1-2	0-0	0-1	3	2	2	1	0	0	0	15
Ellingson	0-1	0-1	0-0	0	1	0	0	0	0	0	2
Uhl	1-1	0-0	0-0	1	0	2	2	1	0	0	15
Pemsl	2-5	0-0	0-0	7	3	4	2	1	1	0	16
Baer	5-8	4-6	1-2	10	4	15	0	0	3	2	34
Team				3							
Totals	34-63	16-30	8-19	39	21	92	26	17	4	3	200
FG%:	.540	3PT%:	.533	FT%:	.421						

Score by Periods:

TCU	44	40	10	94
Iowa	40	44	8	92

ATTENDANCE: 15,400

RANKED ACCORDING TO TOTAL VICTORIES

NAME	YEARS	OVERALL		BIG TEN	
		W-L	PCT.	W-L	PCT.
Tom Davis	1986-99	269-140	.658	125-105	.543
Fran McCaffery	2010-	194-143	.576	89-95	.484
Lute Olson	1975-83	168-90	.651	92-70	.568
Steve Alford	1999-07	152-106	.589	61-67	.477
Rollie Williams	1930-42, 51	139-131	.515	69-92	.429
Bucky O'Connor*	1950, 52-58	114-59	.659	71-41	.634
Pops Harrison*	1943-50	98-42	.700	48-38	.558
Ralph Miller	1965-70	95-51	.651	54-30	.643
Sharm Scheuerman	1959-64	72-69	.511	38-46	.452
Sam Barry	1923-29	62-54	.534	43-41	.512
George Raveling	1984-86	54-38	.587	26-28	.481
Maury Kent	1914-18	42-36	.538	10-29	.256
Dick Schultz	1971-74	41-55	.427	20-36	.357
Todd Lickliter	2007-10	38-58	.396	15-39	.278
Ed Rule	1902, 04, 06, 08	37-15	.712	0-0	.000
James Ashmore	1920-22	29-26	.527	17-17	.500
John Griffith	1907, 09-10	24-15	.615	3-7	.300
Walter Stewart	1911-12	15-12	.556	2-6	.250
Floyd Thomas	1913	9-13	.409	1-5	.167
Edwin Bannick	1919	8-7	.533	4-7	.364
John Chalmers	1905	6-8	.429	0-0	.000
Fred Bailey	1903	4-3	.571	0-0	.000
TOTALS		1,670-1,171	.588	788-799	.496

RANKED ACCORDING TO OVERALL GAME WINNING PERCENTAGE

NAME	YEARS	OVERALL		BIG TEN	
		W-L	PCT.	W-L	PCT.
Ed Rule	1902, 04, 06, 08	37-15	.712	0-0	.000
Pops Harrison*	1943-50	98-42	.700	48-38	.558
Bucky O'Connor*	1950, 52-58	114-59	.659	71-41	.634
Tom Davis	1986-99	269-140	.658	125-105	.543
Lute Olson	1975-83	168-90	.651	92-70	.568
Ralph Miller	1965-70	95-51	.651	54-30	.643
John Griffith	1907, 09-10	24-15	.615	3-7	.300
Steve Alford	1999-07	152-106	.589	61-67	.477
George Raveling	1984-86	54-38	.587	26-28	.481
Fran McCaffery	2010-	194-143	.576	89-95	.484
Fred Bailey	1903	4-3	.571	0-0	.000
Walter Stewart	1911-12	15-12	.556	2-6	.250
Maury Kent	1914-18	42-36	.538	10-29	.256
Sam Barry	1923-29	62-54	.534	43-41	.512
Edwin Bannick	1919	8-7	.533	4-7	.364
James Ashmore	1920-22	29-26	.527	17-17	.500
Rollie Williams	1930-42, 51	139-131	.515	69-92	.429
Sharm Scheuerman	1959-64	72-69	.511	38-46	.452
John Chalmers	1905	6-8	.429	0-0	.000
Dick Schultz	1971-74	41-55	.427	20-36	.357
Floyd Thomas	1913	9-13	.409	1-5	.167
Todd Lickliter	2007-10	38-58	.396	15-39	.278
TOTALS		1,670-1,171	.588	788-799	.496

*Both Pops Harrison and Bucky O'Connor coached 11 games in 1949-50.



YEAR	COACH	OVERALL GAMES					BIG TEN GAMES				
		W-L	HOME	IOWA AWAY	OPP. AVG.	AVG.	W-L	RANK	IOWA AVG.	OPP. AVG.	POSTSEASON
1902	Ed Rule	10-2	3-0	7-2	32.3	21.1	did not compete				
1903	Fred Bailey	4-3	3-1	1-2	22.6	11.9	did not compete				
1904	Ed Rule	6-2	2-1	4-1	23.4	25.0	did not compete				
1905	John Chalmers	6-8	3-1	3-7	24.9	27.9	did not compete				
1906	Ed Rule	11-5	6-1	5-4	36.5	21.0	did not compete				
1907	John Griffith	5-5	3-1	2-4	32.9	26.5	did not compete				
1908	Ed Rule	10-6	6-3	4-3	33.3	26.9	did not compete				
1909	John Griffith	8-7	4-1	4-6	27.1	18.2	1-5	8th	16.2	22.2	
1910	John Griffith	11-3	6-1	5-2	24.4	13.8	2-2	T-5th	20.0	14.8	
1911	Walter Stewart	9-4	4-1	5-3	22.8	18.6	2-2	T-5th	16.5	25.3	
1912	Walter Stewart	6-8	4-3	2-5	17.6	19.7	0-4	T-7th	11.0	33.3	
1913	Floyd Thomas	9-13	5-3	4-10	15.9	20.7	1-5	8th	10.3	24.3	
1914	Maury Kent	9-7	5-3	4-4	21.4	23.4	1-5	8th	16.8	31.5	
1915	Maury Kent	9-8	5-4	4-4	23.6	19.7	2-6	7th	16.8	21.8	
1916	Maury Kent	11-4	6-2	5-2	24.6	18.9	2-4	7th	18.0	25.7	
1917	Maury Kent	7-9	6-3	1-6	18.9	19.4	1-8	9th	15.4	22.6	
1918	Maury Kent	6-8	4-4	2-4	21.8	28.1	4-6	9th	22.6	30.1	
1919	Edwin Bannick	8-7	5-3	3-4	22.5	22.9	4-7	T-7th	20.7	25.3	
1920	James Ashmore	9-10	6-6	3-4	23.8	22.8	6-6	6th	22.7	23.8	
1921	James Ashmore	9-9	6-2	3-7	23.0	19.4	6-5	T-6th	20.2	19.7	
1922	James Ashmore	11-7	6-3	5-4	25.6	20.5	5-6	5th	23.9	23.0	
1923	Sam Barry	13-2	8-1	5-1	27.9	18.5	11-1	T-1st	27.8	18.8	
1924	Sam Barry	7-10	5-5	2-5	23.4	26.2	4-8	9th	24.3	28.3	
1925	Sam Barry	6-10	4-5	2-5	24.6	24.0	5-7	7th	24.6	22.9	
1926	Sam Barry	12-5	9-0	3-5	22.5	21.1	8-4	T-1st	20.8	21.4	
1927	Sam Barry	9-8	6-4	3-4	28.3	26.4	7-5	T-4th	28.3	26.8	
1928	Sam Barry	6-11	4-6	2-5	29.9	33.8	3-9	T-7th	29.8	36.9	
1929	Sam Barry	9-8	7-2	2-6	29.1	28.2	5-7	7th	27.6	29.8	
1930	Rollie Williams	4-13	3-7	1-6	29.1	30.1	did not compete				
1931	Rollie Williams	5-12	3-6	2-6	19.6	27.3	2-10	10th	19.3	30.2	
1932	Rollie Williams	5-12	2-7	3-5	27.0	29.5	3-9	9th	28.2	30.2	
1933	Rollie Williams	15-5	9-2	6-3	33.5	26.8	8-4	T-3rd	30.3	29.9	
1934	Rollie Williams	13-6	10-1	3-5	35.8	28.4	6-6	T-5th	33.1	31.9	
1935	Rollie Williams	10-9	6-4	4-5	35.6	32.8	6-6	6th	34.3	33.2	
1936	Rollie Williams	9-10	6-4	3-6	31.1	31.6	5-7	T-6th	29.4	32.1	
1937	Rollie Williams	11-9	7-4	4-5	34.5	33.9	3-9	T-8th	31.3	36.9	
1938	Rollie Williams	11-9	5-4	6-5	35.3	35.3	6-6	T-5th	34.8	34.3	
1939	Rollie Williams	8-11	7-4	1-7	35.5	36.5	3-9	10th	34.8	38.3	
1940	Rollie Williams	9-12	7-3	2-9	35.9	37.5	4-8	8th	37.3	40.7	
1941	Rollie Williams	12-8	8-3	4-5	44.3	39.3	4-8	8th	43.3	44.8	
1942	Rollie Williams	12-8	8-3	4-5	47.1	43.1	10-5	T-2nd	48.1	43.2	
1943	Pops Harrison	7-10	6-4	1-6	47.5	50.2	3-9	9th	44.6	52.5	
1944	Pops Harrison	14-4	10-1	4-3	52.8	40.3	9-3	T-2nd	50.3	42.8	
1945	Pops Harrison	17-1	11-0	6-1	57.2	39.2	11-1	1st	49.3	40.4	
1946	Pops Harrison	14-4	11-1	3-3	57.4	41.6	8-4	T-3rd	50.5	45.8	
1947	Pops Harrison	12-7	12-1	0-6	56.8	47.5	5-7	T-6th	54.3	52.3	
1948	Pops Harrison	15-4	12-0	3-4	56.9	47.5	8-4	2nd	53.6	51.0	
1949	Pops Harrison	10-10	10-3	0-7	55.1	54.9	3-9	8th	50.8	62.8	
1950	Pops Harrison	9-2	6-0	3-2	68.7	56.6	1-1		56.0	60.0	
	Bucky O'Connor	6-5	4-2	2-3	59.5	59.7	5-5	5th	58.4	61.1	
1951	Rollie Williams	15-7	8-2	7-5	65.0	59.5	9-5	3rd	65.4	58.5	
1952	Bucky O'Connor	19-3	10-1	9-2	69.7	61.7	11-3	2nd	72.4	64.4	
1953	Bucky O'Connor	12-10	9-2	3-8	69.8	68.3	9-9	6th	69.8	70.6	
1954	Bucky O'Connor	17-5	10-2	7-3	70.9	64.3	11-3	2nd	73.1	65.9	
1955	Bucky O'Connor	19-7	10-1	9-6	79.7	71.7	11-3	1st	81.6	74.8	NCAA Final Four
1956	Bucky O'Connor	20-6	12-1	8-5	77.7	69.9	13-1	1st	80.9	69.9	NCAA Final Four
1957	Bucky O'Connor	8-14	6-4	2-10	69.6	72.8	4-10	8th	70.8	73.9	
1958	Bucky O'Connor	13-9	8-3	5-6	73.7	73.1	7-7	6th	74.3	75.3	
1959	Sharm Scheuerman	10-12	7-3	3-9	75.7	76.6	7-7	T-5th	81.3	80.3	
1960	Sharm Scheuerman	14-10	8-3	6-7	73.0	71.0	6-8	T-6th	69.4	72.4	

YEAR	COACH	OVERALL GAMES					BIG TEN GAMES				
		W-L	HOME	AWAY	IOWA AVG.	OPP. AVG.	W-L	RANK	IOWA AVG.	OPP. AVG.	
1961	Sharm Scheuerman	18-6	9-3	9-3	70.9	64.7	10-4	T-2nd	66.4	61.4	
1962	Sharm Scheuerman	13-11	9-3	4-8	70.3	67.5	7-7	T-4th	70.8	71.5	
1963	Sharm Scheuerman	9-15	4-5	5-10	65.7	70.3	5-9	8th	68.6	73.6	
1964	Sharm Scheuerman	8-15	5-6	3-9	73.8	80.8	3-11	9th	73.7	85.1	
1965	Ralph Miller	14-10	8-3	6-7	83.8	78.1	8-6	5th	82.9	78.6	
1966	Ralph Miller	17-7	12-0	5-7	82.5	74.6	8-6	T-3rd	80.8	79.8	
1967	Ralph Miller	16-8	9-2	7-6	81.5	76.9	9-5	3rd	84.0	79.6	
1968	Ralph Miller	16-9	10-2	6-7	75.2	71.9	10-4	T-1st	76.6	71.6	
1969	Ralph Miller	12-12	10-2	2-10	84.4	79.9	5-9	T-8th	79.5	82.1	
1970	Ralph Miller	20-5	11-1	9-4	98.7	87.0	14-0	1st	102.9	90.3	NCAA Sweet 16
1971	Dick Schultz	9-15	6-6	3-9	81.1	82.8	4-10	T-7th	82.9	88.2	
1972	Dick Schultz	11-13	9-3	2-10	80.0	80.7	5-9	T-8th	80.3	79.7	
1973	Dick Schultz	13-11	8-5	5-6	77.5	72.1	6-8	T-6th	77.7	77.0	
1974	Dick Schultz	8-16	7-5	1-11	73.1	81.2	5-9	7th	74.1	81.7	
1975	Lute Olson	10-16	7-5	3-11	73.0	80.6	7-11	7th	70.6	77.8	
1976	Lute Olson	19-10	10-4	9-6	82.4	79.5	9-9	5th	80.7	81.8	
1977	Lute Olson	20-7	12-2	8-5	80.4	75.3	12-6	4th	77.4	77.3	
1978	Lute Olson	12-15	8-5	4-10	74.3	73.4	5-13	8th	69.1	72.9	
1979	Lute Olson	20-8	11-3	9-5	77.4	66.5	13-5	T-1st	72.9	64.2	NCAA 2nd Round
1980	Lute Olson	23-10	11-2	12-8	73.0	65.6	10-8	4th	67.9	66.6	NCAA Final Four
1981	Lute Olson	21-7	12-2	9-5	74.8	64.4	13-5	2nd	70.2	64.8	NCAA 2nd Round
1982	Lute Olson	21-8	12-1	9-7	65.4	58.2	12-6	T-2nd	62.4	56.7	NCAA 2nd Round
1983	Lute Olson	22-9	11-3	11-6	69.7	62.5	11-7	T-2nd	67.1	62.6	NCAA Sweet 16
1984	George Raveling	13-15	8-6	5-9	58.9	57.3	6-12	T-7th	54.9	56.8	
1985	George Raveling	21-11	16-3	5-8	70.2	58.8	10-8	5th	66.9	61.8	NCAA 1st Round
1986	George Raveling	20-12	11-2	9-10	73.6	65.7	10-8	6th	72.7	65.9	NCAA 1st Round
1987	Tom Davis	30-5	13-2	17-3	87.3	74.4	14-4	3rd	83.4	72.8	NCAA Elite Eight
1988	Tom Davis	24-10	14-2	10-8	93.6	81.4	12-6	T-3rd	91.2	82.1	NCAA Sweet 16
1989	Tom Davis	23-10	15-2	8-8	89.6	81.2	10-8	4th	86.6	84.4	NCAA 2nd Round
1990	Tom Davis	12-16	11-5	1-11	75.4	80.1	4-14	T-8th	75.6	87.1	
1991	Tom Davis	21-11	13-4	8-7	76.8	72.1	9-9	T-5th	73.2	72.9	NCAA 2nd Round
1992	Tom Davis	19-11	13-2	6-9	81.1	72.0	10-8	5th	73.9	71.9	NCAA 2nd Round
1993	Tom Davis	23-9	15-1	8-8	78.3	65.4	11-7	T-3rd	73.7	69.6	NCAA 2nd Round
1994	Tom Davis	11-16	9-6	2-10	83.5	81.7	5-13	T-10th	80.6	84.5	
1995	Tom Davis	21-12	13-5	8-7	83.6	74.6	9-9	T-7th	81.3	77.3	
1996	Tom Davis	23-9	14-1	9-8	79.6	67.9	11-7	4th	74.1	67.6	NCAA 2nd Round
1997	Tom Davis	22-10	14-2	8-8	72.3	63.7	12-6	T-2nd	69.7	62.2	NCAA 2nd Round
1998	Tom Davis	20-11	11-5	9-6	80.2	67.5	9-7	T-5th	74.4	69.8	
1999	Tom Davis	20-10	11-4	9-6	73.9	70.0	9-7	T-3rd	71.9	71.1	NCAA Sweet 16
2000	Steve Alford	14-16	9-4	5-12	68.8	71.6	6-10	T-7th	65.1	71.1	
2001	Steve Alford	23-12	12-4	11-8	74.1	70.5	7-9	T-6th	71.7	73.6	NCAA 2nd Round
2002	Steve Alford	19-16	13-4	6-12	72.6	68.1	5-11	T-8th	67.4	70.9	
2003	Steve Alford	17-14	11-7	6-7	69.1	66.5	7-9	T-8th	69.1	71.0	
2004	Steve Alford	16-13	11-3	5-10	71.4	68.9	9-7	4th	71.0	69.6	
2005	Steve Alford	21-12	13-3	8-9	72.9	67.3	7-9	7th	68.2	67.2	NCAA 1st Round
2006	Steve Alford	25-9	17-0	8-9	66.3	58.9	11-5	T-2nd	66.6	62.6	NCAA 1st Round
2007	Steve Alford	17-14	14-2	3-12	68.4	65.6	9-7	T-4th	67.0	66.9	
2008	Todd Lickliter	13-19	10-8	3-11	56.1	58.0	6-12	8th	55.4	60.2	
2009	Todd Lickliter	15-17	13-4	2-13	60.2	59.6	5-13	10th	57.9	62.5	
2010	Todd Lickliter	10-22	9-9	1-13	60.5	66.0	4-14	T-9th	57.9	66.9	
2011	Fran McCaffery	11-20	8-8	3-12	67.2	68.1	4-14	10th	65.2	72.8	
2012	Fran McCaffery	18-17	14-6	4-11	73.0	72.5	8-10	T-7th	67.8	71.6	
2013	Fran McCaffery	25-13	18-2	7-11	70.1	62.8	9-9	6th	66.3	64.6	
2014	Fran McCaffery	20-13	13-4	7-9	81.5	70.3	9-9	6th	78.3	73.6	NCAA First Four
2015	Fran McCaffery	22-12	14-4	8-5	69.8	62.3	12-6	T-3rd	69.1	63.8	NCAA 2nd Round
2016	Fran McCaffery	22-11	13-2	9-9	77.6	69.3	12-6	T-3rd	75.8	69.3	NCAA 2nd Round
2017	Fran McCaffery	19-15	15-5	4-10	80.5	78.1	10-8	T-5th	77.0	77.9	
2018	Fran McCaffery	14-19	9-6	5-13	79.7	78.7	4-14	T-11th	76.1	83.1	
2019	Fran McCaffery	23-12	14-4	9-8	78.3	73.9	10-10	6th	75.1	76.7	NCAA 2nd Round
2020	Fran McCaffery	20-11	14-2	6-9	77.7	72.3	11-9	T-5th	76.2	75.0	NCAA Canceled
Totals		1,670-1,171	1,070-372	591-784			788-799				

**Coach Ed Rule****1901-02 (10-2)**

11/6	Grinnell	W, 34-19
12/14	Upper Iowa	W, 42-13
1/15	at Upper Iowa	W, 27-26
1/16	at Dubuque YMCA	W, 36-27
1/17	at Augustana (IL)	W, 22-21
1/24	at West College	W, 24-7
2/1	at Wilton	W, 66-4
2/5	Kansas	W, 40-27
2/14	at D. M. YMCA	W, 42-17
2/15	at Grinnell	W, 25-21
3/1	at Minnesota	L, 10-47
3/3	at Minnesota A.C.	L, 20-24

Coach Fred Bailey**1902-03 (4-3)**

1/24	Wilton	W, 68-7
1/29	at Des Moines College	W, N/A
1/30	at Des Moines YMCA	L, 21-24
2/2	at Grinnell	L, 5-6
2/14	Grinnell	L, 13-15
N/A	West College	W, 24-14
N/A	Highland Park	W, 27-17

Coach Ed Rule**1903-04 (6-2)**

12/4	Grinnell	W, 39-35
1/7	at Augustana (IL)	W, 20-12
1/14	at Grinnell	W, 21-20
1/15	at Des Moines YMCA	W, 23-16
1/17	at Highland Park	W, 28-19
1/30	Augustana (IL)	L, 21-44
N/A	at Grinnell	L, 12-35
2/19	Grinnell	W, 23-19

Coach John Chalmers**1904-05 (6-8)**

1/11	at Minnesota A.C.	W, 24-18
1/12	at Minnesota	L, 17-48
1/21	at Augustana (IL)	L, 20-41
1/26	at Highland Park	W, 23-22
1/27	at Des Moines YMCA	W, 24-22
1/28	at Grinnell	L, 22-32
2/4	Augustana (IL)	W, 28-24
2/18	Des Moines YMCA	L, 25-33
2/23	Grinnell	W, 24-17
2/28	at Iowa Natl. Guard	L, 26-46
3/4	Coe	W, 50-9
3/6	at Grinnell	L, 26-34
3/10	at Chicago	L, 16-20
3/11	at Northwestern	L, 23-24

Coach Ed Rule**1905-06 (11-5)**

N/A	Augustana (IL)	W, 25-11
N/A	Lewis Institute	L, 25-31
N/A	at Coe	W, 65-20
N/A	Grinnell	W, 26-13
1/13	UNI	W, 51-9
1/26	at Iowa Natl. Guard	W, 42-26
2/1	at Central YMCA	L, 24-35
2/2	at Chicago	L, 20-27
2/14	Kansas	W, 29-19
2/16	at UNI	W, 70-25
2/17	at Coe	W, 43-13
2/22	at Grinnell	L, 19-20
2/23	at Des Moines YMCA	L, 27-33
3/2	at Augustana (IL)	W, 28-25
3/3	Coe	W, 70-12
3/9	Grinnell	W, 20-17

Coach John Griffith**1906-07 (5-5)**

12/13	UNI	W, 73-16
1/12	Coe	W, 49-35
1/18	at Des Moines YMCA	L, 26-32
1/19	at Highland Park	W, 32-17
1/21	at Nebraska	L, 17-27
1/23	at Kansas City A.C.	L, 28-35
1/30	at Grinnell	W, 20-17
2/9	Grinnell	L, 21-24
2/16	at Coe	L, 31-33
2/22	Nebraska	W, 32-29

Coach Ed Rule**1907-08 (10-6)**

12/7	at Cedar Rapids YMCA	W, 69-39
12/14	Cedar Rapids YMCA	W, 63-12
12/20	Chicago	L, 26-35
N/A	at Upper Iowa	W, 42-25
1/8	Minnesota	L, 12-31
N/A	at Luther	W, 34-32
N/A	at Chicago	L, 12-32
N/A	Minnesota	L, 25-33
1/20	Grinnell	W, 15-13
1/30	Missouri	W, 46-16
2/14	Illinois	W, 46-36
2/15	at Coe	W, 42-28
2/22	at Grinnell	L, 11-34
2/27	Coe	W, 38-12
3/7	Nebraska	W, 39-26
3/11	at Grinnell	L, 12-26

Coach John Griffith**1908-09 (8-7, 1-5 Big Ten/8th)**

1/13	UNI	W, 42-12
1/21	Coe	W, 48-10
1/28	at Chicago	L, 10-29
1/29	at Indiana	L, 12-18
1/30	at Purdue	L, 11-17
2/2	Haskell Indians	W, 32-18
2/6	Grinnell	L, 18-19
2/9	at Coe	W, 36-24
2/12	at Grinnell	L, 14-25
2/18	Minnesota	W, 37-14
2/19	at UNI	W, 49-9
2/22	at Drake	W, 36-13
2/26	at Luther	W, 34-12
2/27	at Minnesota	L, 18-23
3/1	at Wisconsin	L, 9-30

1909-10 (11-3, 2-2 Big Ten/T-5th)

1/10	at Coe	W, 32-17
1/19	at Luther	W, 19-15
1/20	at Minnesota	L, 9-20
1/22	at UNI	W, 34-11
1/29	Grinnell	W, 20-13
2/3	Minnesota	L, 18-22
2/4	at Drake	W, 26-8
2/5	at Iowa State	W, 30-27
2/11	at Grinnell	L, 13-18
2/16	Missouri	W, 20-6
2/19	at Northwestern	W, 18-11
2/27	Iowa State	W, 24-12
3/1	Drake	W, 43-7
3/5	Northwestern	W, 35-6

Coach Walter Stewart**1910-11 (9-4, 2-2 Big Ten/T-5th)**

1/10	Coe	W, 51-19
1/21	Drake	W, 30-20
1/27	Northwestern	W, 17-10
2/9	at Carleton	W, 25-14
2/10	at Minnesota	L, 7-37
2/11	at UNI	W, 43-17
2/17	at Lewis Institute	L, 10-19
2/18	at Northwestern	W, 27-18
2/20	Cornell	W, 24-10
2/23	at Drake	W, 21-15
2/27	at Grinnell	L, 10-21
3/4	Minnesota	L, 15-36
3/9	at Grinnell	W, 12-10

1911-12 (6-8, 0-4 Big Ten/T-7th)

12/20	Iowa Wesleyan	W, 41-22
1/5	Wisconsin	L, 12-38
1/16	Leander Clarke	W, 23-11
1/22	Minnesota	L, 17-36
1/27	UNI	W, 28-8
2/10	Grinnell	L, 19-20
2/12	at St. Joseph	L, 9-11
2/13	at Sacred Heart	W, 14-12
2/14	at Wisconsin	L, 5-30
2/22	Cornell	W, 24-10
N/A	at Grinnell	L, 14-18
2/29	UNI	W, 21-16
3/1	at Minnesota	L, 10-29
3/2	at Carleton	L, 9-15

Coach Floyd Thomas**1912-13 (9-13, 1-5 Big Ten/8th)**

12/16	Leander Clarke	W, 14-10
12/30	at Ottumwa	L, 17-41
12/31	at Highland Park	L, 4-14
1/1	at Iowa Natl. Guard	W, 25-16
1/2	at Des Moines YMCA	L, 10-15
1/3	at Simpson	L, 14-24
1/11	UNI	W, 24-20
1/16	at Northwestern	L, 12-29
1/17	at Chicago	L, 8-28
1/18	at Illinois	L, 9-35
1/24	Grinnell	L, 12-26
2/3	Coe	W, 42-12
2/5	at Cornell	W, 13-3
2/8	Iowa State	W, 27-15
2/15	Minnesota	L, 10-26
2/18	Cornell	W, 19-16
2/21	at Grinnell	L, 11-35
2/25	at Iowa State	W, 21-13
3/1	Northwestern	L, 11-19
3/6	at UNI	L, 15-21
3/7	at Minnesota	W, 12-9
3/8	at Carleton	L, 20-28

Coach Maury Kent**1913-14 (9-7, 1-5 Big Ten/8th)**

12/12	Leander Clarke	W, 24-13
1/7	UNI	W, 21-20
1/14	Cornell	W, 50-13
1/17	at Chicago	L, 13-47
1/19	Minnesota	W, 16-14
1/23	Grinnell	L, 20-38
1/31	Iowa State	W, 22-15
2/11	at UNI	W, 27-14
2/12	at Minnesota	L, 13-34
2/13	at Carleton	L, 16-25
2/16	Chicago	L, 13-28
2/21	Northwestern	L, 23-35
2/24	at Iowa State	W, 21-16
2/27	at Grinnell	W, 20-18
3/3	at Cornell	W, 20-13
3/7	at Northwestern	L, 23-41

1914-15 (9-8, 2-6 Big Ten/7th)

12/14	Iowa Wesleyan	W, 46-22
1/9	UNI	W, 44-16
1/13	at Northwestern	L, 15-26
1/16	Cornell	W, 32-16
1/19	Indiana	W, 29-20
1/22	at Minnesota	L, 14-29
1/23	at Carleton	L, 19-20
1/30	Grinnell	L, 14-15
2/8	Ohio State	L, 16-17
2/13	Minnesota	L, 9-11
2/16	Iowa State	W, 27-12
2/19	at Grinnell	W, 26-20
2/22	at Ohio State	L, 15-27
2/23	at Indiana	W, 20-19
3/1	at Cornell	W, 36-22
3/4	at Iowa State	W, 23-18
3/6	Northwestern	L, 16-25



1915-16 (11-4, 2-4 Big Ten/7th)

12/21	Iowa Wesleyan	W, 55-6
1/7	Cornell	W, 30-12
1/10	Wisconsin#	L, 31-36
1/15	at Chicago	W, 19-18
1/21	at Minnesota	L, 11-26
1/25	Grinnell	W, 25-16
1/29	Drake	W, 31-24
2/7	at Cornell	W, 28-19
2/12	Chicago	W, 16-15
2/15	at Drake	W, 22-14
2/19	Iowa State	W, 26-9
2/23	Minnesota	L, 13-21
2/26	at Grinnell	W, 22-15
2/28	at Wisconsin	L, 19-38
3/4	at Iowa State	W, 22-14

1916-17 (7-9, 1-8 Big Ten/9th)

12/15	UNI	W, 33-15
12/19	Lombard	W, 39-11
1/6	at Chicago	L, 15-22
1/9	Cornell	W, 28-13
1/12	Indiana	L, 12-21
1/19	at Indiana	L, 7-12
1/20	at Purdue##	L, 17-19
1/24	at Northwestern	L, 15-24
1/27	Grinnell	W, 19-16
2/9	Chicago	W, 24-17
2/16	at Iowa State	L, 12-24
2/19	Minnesota	L, 15-39
2/23	at Grinnell	W, 17-15
2/27	Iowa State	W, 15-13
3/2	at Minnesota	L, 19-31
3/10	Northwestern	L, 15-18

1917-18 (6-8, 4-6 Big Ten/9th)

12/15	Cornell	L, 18-38
12/20	Lombard	L, 15-25
1/5	at Chicago	L, 20-46
1/8	Wisconsin	L, 22-36
1/19	at Minnesota	L, 18-33
1/21	at Wisconsin	L, 19-34
1/28	Purdue	W, 33-19
2/4	Minnesota	W, 25-21
2/9	Iowa State	W, 24-9
2/16	Indiana	L, 25-29
2/23	Chicago	W, 29-26
3/1	at Iowa State	W, 22-20
3/8	at Indiana	W, 13-11
3/9	at Purdue	L, 22-46

Coach Edwin Bannick

1918-19 (8-7, 4-7 Big Ten/T-7th)

1/8	Coe	W, 25-22
1/13	Indiana	L, 14-23
1/17	at Chicago	L, 19-31
1/18	at Northwestern	W, 29-28
1/24	at Indiana	W, 21-12
1/25	at Purdue	L, 19-32
2/1	Minnesota	L, 18-28
2/8	at Minnesota	L, 22-36
2/10	at Wisconsin	L, 19-28
2/15	Iowa State	W, 27-17
2/19	Chicago	L, 10-22
2/22	Cornell	W, 28-6
3/1	at Iowa State	W, 29-20
3/8	Northwestern	W, 28-12
3/11	Wisconsin	W, 29-27

Coach James Ashmore

1919-20 (9-10, 6-6 Big Ten/6th)

12/15	Cornell	L, 20-22
12/17	Cornell	L, 16-24
12/18	Cornell	L, 32-35
1/1	Coe	W, 39-11
1/2	Coe	L, 21-22
1/5	Wisconsin	L, 18-35
1/9	at Minnesota	L, 19-21
1/17	at Northwestern	W, 25-13
1/19	at Wisconsin	W, 21-20
1/23	Iowa State	W, 27-15
1/27	Chicago	W, 22-19
2/2	Minnesota	W, 30-5

2/7	Indiana	W, 28-20
2/10	at Chicago	L, 18-37
2/13	at Indiana	L, 19-25
2/14	at Purdue	L, 19-25
2/20	Purdue	L, 26-42
2/27	Northwestern	W, 27-23
3/6	at Iowa State	W, 26-19

1920-21 (9-9, 6-5 Big Ten/T-6th)

12/29	at Rockford	W, 33-16
12/31	at Illinois Wesleyan	L, 26-29
1/1	at Millikin	L, 22-24
1/6	Coe	W, 33-5
1/10	Cornell	W, 44-13
1/15	at Minnesota	L, 19-24
1/21	at Michigan	L, 15-19
1/22	at Chicago	L, 17-42
1/31	Chicago	W, 17-16
2/7	Minnesota	L, 14-17
2/15	Iowa State	L, 16-20
2/19	Purdue	W, 20-15
2/21	Indiana	W, 22-15
2/26	at Indiana	W, 26-17
3/5	at Purdue	L, 19-21
3/11	at Iowa State	L, 18-26
3/14	Northwestern	W, 33-17
3/28	at Northwestern	W, 20-14

1921-22 (11-7, 5-6 Big Ten/5th)

12/10	Augustana (IL)	W, 41-16
12/17	Cornell	W, 34-14
12/20	Lombard	W, 26-14
12/22	at Creighton	L, 17-19
12/23	at Creighton	W, 20-17
12/31	at Knox	W, 27-21
1/2	Upper Iowa	W, 32-15
1/7	Wisconsin	L, 15-18
1/14	at Minnesota	L, 16-24
1/21	Purdue	L, 22-36
1/28	at Purdue	L, 26-27
2/11	at Chicago	W, 27-17
2/13	at Wisconsin	W, 24-18
2/18	Ohio State	W, 31-27
2/23	Minnesota	W, 29-21
2/27	Michigan	L, 20-22
3/4	at Michigan	L, 19-25
3/6	at Ohio State	W, 34-18

Coach Sam Barry

1922-23 (13-2, 11-1 Big Ten/T-1st)

12/10	Knox	W, 21-11
12/19	Cornell	W, 36-19
1/3	Notre Dame	L, 23-24
1/6	at Chicago	W, 35-23
1/15	Michigan	W, 18-17
1/20	Ohio State	W, 46-21
1/27	Northwestern	W, 29-22
1/29	at Minnesota	W, 32-16
2/3	Chicago	W, 20-12
2/10	at Northwestern	W, 28-11
2/12	at Ohio State	W, 36-25
2/22	Indiana	W, 19-13
2/26	Minnesota	W, 29-24
3/3	at Michigan	W, 20-18
3/5	at Indiana	L, 21-23

1923-24 (7-10, 4-8 Big Ten/9th)

12/8	North Dakota	W, 22-11
12/15	Butler	W, 26-23
12/18	Cornell	W, 25-15
1/2	at Creighton	L, 13-36
1/5	Marquette	L, 20-21
1/12	Purdue	W, 36-26
1/19	at Michigan	L, 18-23
1/21	at Ohio State	L, 28-43
2/2	Chicago	L, 18-31
2/9	Ohio State	L, 24-26
2/16	at Chicago	W, 21-13
2/22	Illinois	L, 14-26
2/25	Michigan	L, 25-27
2/29	at Illinois	L, 19-38
3/3	at Purdue	W, 40-31
3/8	Wisconsin	W, 22-19
3/11	at Wisconsin	L, 26-36

1924-25 (6-10, 5-7 Big Ten/T-7th)

12/13	Wabash	L, 24-28
12/18	Butler	L, 22-26
1/1	at Marquette	W, 28-17
1/5	Minnesota	W, 27-19
1/9	Purdue	W, 35-19
1/17	Creighton	L, 20-38
1/24	at Illinois	L, 15-23
1/31	Indiana	L, 28-30
2/7	at Northwestern	W, 35-20
2/9	at Indiana	L, 21-28
2/14	at Purdue	L, 23-35
2/16	at Wisconsin	L, 15-16
2/21	at Minnesota	L, 18-20
2/27	Illinois	W, 33-25
3/3	Wisconsin	L, 23-25
3/7	Northwestern	W, 26-15

1925-26 (12-5, 8-4 Big Ten/T-1st)

12/7	Saint Louis	W, 35-19
12/12	Wabash	W, 38-26
12/17	Butler	W, 26-24
12/18	at Notre Dame	L, 16-17
1/2	at Marquette	W, 19-16
1/9	at Chicago	W, 18-13
1/11	at Michigan	L, 16-22
1/16	Indiana	W, 29-22
1/23	at Ohio State	L, 21-35
1/25	at Northwestern	L, 21-27
2/1	at Indiana	L, 20-30
2/6	Minnesota	W, 21-14
2/13	Michigan	W, 24-21
2/20	Northwestern	W, 12-11
2/27	Chicago	W, 32-20
3/3	Ohio State	W, 18-17
3/13	at Minnesota	W, 17-15

1926-27 (9-8, 7-5 Big Ten/T-4th)

12/4	Saint Louis	W, 43-13
	Wabash	L, 13-28
12/20	Notre Dame	L, 18-19
1/1	at Marquette	W, 35-21
	at Chicago	W, 19-13
1/10	at Purdue	W, 39-25
1/15	Michigan	L, 22-41
1/22	at Illinois#	L, 33-40
	Butler	L, 32-47
2/5	Ohio State	W, 39-25
2/12	Illinois	W, 26-24
2/19	Purdue	W, 33-28
2/22	at Wisconsin	L, 21-24
	Chicago	W, 25-23
3/5	at Ohio State	L, 28-30
3/7	at Michigan#	L, 29-31
3/11	Wisconsin	W, 26-17

1927-28 (6-11, 3-9 Big Ten/T-7th)

	Knox	W, 30-21
12/12	Notre Dame	L, 20-23
12/19	Pittsburgh#	L, 40-44
1/1	at Marquette	W, 31-17
1/7	at Minnesota	L, 32-33
1/9	Northwestern	L, 32-37
1/13	Illinois	W, 36-30
1/21	Purdue	L, 28-46
1/30	Creighton	W, 30-26
2/6	Minnesota	W, 30-27
2/11	at Indiana	L, 33-50
2/13	at Northwestern	L, 28-49
2/20	Wisconsin	L, 21-31
2/24	at Illinois	W, 41-27
2/26	Indiana	L, 39-49
3/3	at Wisconsin	L, 17-20
3/5	at Purdue	L, 20-44

1928-29 (9-8, 5-7 Big Ten/7th)

12/8	South Dakota	W, 37-17
	Washington (MO)	W, 22-18
12/21	at Marquette	W, 38-15
12/30	at Pittsburgh	L, 39-45
1/5	Ohio State	W, 34-26
1/12	Michigan	L, 25-36
1/14	Minnesota	W, 36-23
1/17	at Northwestern	L, 27-28



1/26	Creighton	W, 28-26
	at Chicago	W, 23-21
2/9	Indiana	W, 29-27
	Chicago	W, 31-20
2/18	at Minnesota	L, 22-37
2/23	at Michigan	L, 18-25
2/25	at Ohio State	L, 23-42
3/2	Northwestern	L, 33-38
3/4	at Indiana	L, 30-35

Coach Rollie Williams

1929-30 (4-13)

12/9	Duquesne	W, 35-26
12/16	Pittsburgh	L, 21-29
12/21	at Marquette	L, 19-29
12/23	at Notre Dame	L, 19-32
1/7	South Dakota State	L, 20-30
1/11	Missouri	L, 24-25
1/18	Bradley	L, 28-35
1/24	at Drake	W, 25-18
1/25	at Nebraska	L, 26-41
1/30	Oklahoma State	W, 26-21
2/8	Creighton	W, 33-28
2/15	at Concordia (MO)	L, 32-41
2/17	at Saint Louis	L, 25-32
2/22	Drake	L, 25-26
2/25	Saint Louis	L, 24-31
3/4	Marquette	L, 21-39
3/10	at Monmouth	L, 23-29

1930-31 (5-12, 2-10 Big Ten/10th)

12/8	Saint Louis	L, 14-26
12/15	Bradley	L, 16-17
12/23	at Creighton	W, 28-22
1/5	at Drake	W, 21-20
1/10	Minnesota	L, 22-26
1/12	Purdue	W, 25-23
1/17	at Wisconsin	L, 13-24
1/19	Indiana	L, 20-28
2/2	at Minnesota	L, 14-36
2/9	at Indiana	L, 18-31
2/14	Illinois	L, 23-26
2/16	Wisconsin	W, 19-17
2/21	Northwestern	L, 30-40
2/28	at Illinois	L, 13-31
3/2	at Northwestern	L, 16-41
3/7	at Purdue	L, 19-39
3/14	Notre Dame	W, 23-17

1931-32 (5-12, 3-9 Big Ten/9th)

12/5	Bradley	L, 19-24
12/12	Carleton	L, 26-35
12/19	Nebraska	W, 34-29
1/4	at Drake	W, 24-18
1/9	at Ohio State	L, 17-20
1/11	Northwestern	L, 26-32
1/16	Ohio State	L, 23-40
1/18	at Indiana	L, 27-35
2/1	at Notre Dame	L, 18-33
2/6	Chicago	W, 43-25
2/8	at Minnesota	L, 22-24
2/13	at Northwestern	W, 30-25
2/15	at Michigan	L, 22-40
2/20	Indiana	L, 33-34
2/27	Michigan	L, 27-35
2/29	at Chicago	W, 46-28
3/5	Minnesota#	L, 22-24

1932-33 (15-5, 8-4 Big Ten/T-3rd)

Pos	Starters	Pts
F	Howard Moffitt	89
F	Gueldner Krumbholz	118
C	Howard Bastian	154
G	Ben Selzer	80
G	John Grim	69
Reserves		
F	Jack Kotlow	35
F	John Barko	39

12/3	Bradley	W, 42-29
12/9	Monmouth	W, 28-22
12/12	at Drake	W, 52-11
12/17	Carleton	W, 34-19
1/3	North Dakota State	L, 17-21
1/7	Michigan	L, 25-33
1/9	at Wisconsin	L, 19-21
1/14	at Purdue	W, 35-33
1/16	at Chicago	W, 36-32
1/30	at St. Ambrose	W, 44-24
2/3	Creighton	W, 37-30
2/6	Chicago	W, 42-12
2/11	Purdue	W, 34-30
2/13	Wisconsin	W, 31-25
2/18	at Michigan	W, 36-35
2/20	at Ohio State	L, 23-38
2/25	Ohio State	W, 37-29
2/27	Illinois	W, 30-27
3/4	at Illinois	L, 16-44
3/6	at Saint Louis	W, 52-20

1933-34 (13-6, 6-6 Big Ten/T-5th)

Pos	Starters	Pts
F	John Barko	138
F	Howard Moffitt	135
C	Howard Bastian	133
G	Ben Selzer	96
G	John Grim	65
Reserves		
C/F	Ivan Blackmer	58
G	Albert Bobby	14
G/F	Fred Schwartz	13

12/2	Millikin	W, 47-27
12/11	Iowa State	W, 30-12
12/16	Carleton	W, 44-24
1/2	South Dakota	W, 42-32
1/6	Northwestern	W, 41-28
1/8	Wisconsin	W, 32-26
1/13	at Minnesota	L, 38-39
1/15	Illinois	W, 36-14
1/27	at St. Ambrose	W, 39-18
1/30	at Drake	W, 39-18
2/3	Bradley	W, 43-25
2/5	at Indiana	L, 25-34
2/10	at Purdue	W, 38-36
2/12	at Northwestern	L, 29-35
2/17	Purdue	L, 33-45
2/19	Indiana	W, 29-26
2/24	Minnesota	W, 33-30
2/26	at Illinois	L, 31-35
3/3	at Wisconsin	L, 32-35

1934-35 (10-9, 6-6 Big Ten/6th)

Pos	Starters	Pts
F	John Berko	160
F	Sid Rosenthal	110
C	Ivan Blackmer	142
G	John Grim	92
G	Albert Bobby	73
Reserves		
F	Fred Schwartz	22
F	Glen Tangeman	20
F	Richard Moran	7

12/1	Hamline	W, 38-26
12/10	Carleton	W, 36-23
12/15	Pittsburgh	L, 26-38
12/20	at Nebraska	W, 31-24
12/29	Stanford	W, 38-28
1/1	at Iowa State	L, 33-41
1/3	at Drake	L, 25-45
1/5	Ohio State	W, 32-21

1/7	Chicago	W, 39-29
1/12	at Northwestern	W, 38-35
1/14	at Minnesota#	W, 39-33
1/19	Indiana	L, 35-40
2/2	Minnesota	L, 35-36
2/9	at Ohio State	L, 24-42
2/11	at Indiana	L, 30-34
2/16	Michigan	L, 27-29
2/23	at Chicago	L, 40-41
2/25	at Michigan	W, 37-25
3/4	Northwestern	W, 35-33

1935-36 (9-10, 5-7 Big Ten/T-6th)

Pos	Starters	Pts
F	Sid Rosenthal (Sr.)	162
F	John Barko (Sr.)	72
C	Jack Drees (So.)	49
G	Joe Van Ysseldyk (So.)	76
G	Kenneth Suesens (So.)	46
Reserves		
G	Wally Gaddis (Jr.)	44
F	Fred Schwartz (Sr.)	38
C	Matt Walsh (Jr.)	36

11/30	Millikin	L, 29-33
12/10	Carleton	W, 52-27
12/14	Pittsburgh	L, 22-32
12/19	at Loyola (IL)	W, 33-26
12/21	at Western Michigan	L, 35-48
12/30	at Marquette	W, 31-27
1/4	Drake	W, 35-22
1/11	Illinois	W, 27-26
1/13	Ohio State	W, 25-23
1/18	at Wisconsin	L, 21-27
1/20	at Ohio State	L, 26-34
2/3	at Michigan#	L, 27-31
2/8	Purdue	L, 38-39
2/10	at Illinois	L, 14-36
2/15	Chicago	W, 33-20
2/17	Wisconsin	W, 32-25
2/22	Michigan	L, 25-31
2/29	at Purdue	L, 38-54
3/2	at Chicago	W, 47-39

1936-37 (11-9, 3-9 Big Ten/T-8th)

Pos	Starters	Ppg
F	Ben Stephens (So.)	8.4
F	Sam Johnson (Fr.)	5.7
C	Jack Drees (Jr.)	4.1
G	Joe Van Ysseldyk (Jr.)	4.6
G	Albert Bobby (Sr.)	2.9
Reserves		
F	Wally Gaddis (Sr.)	7.2
C	Matt Walsh (Sr.)	1.3
G	Ken Suesens (Jr.)	1.8

12/5	Bradley	W, 33-27
12/10	Carleton	W, 52-26
12/14	South Dakota	W, 44-23
12/16	Denver	W, 34-30
12/19	at Washington (MO)	W, 42-35
12/21	at Millikin	W, 37-30
1/2	at Marquette	W, 37-34
1/4	at Indiana	L, 24-28
1/9	at Northwestern	W, 33-26
1/11	Purdue	L, 31-35
1/16	at Illinois	L, 28-42
1/18	at Wisconsin	L, 23-29
2/3	North Dakota	W, 35-30
2/6	Indiana	L, 34-38
2/8	Northwestern	W, 39-29
2/13	at Purdue	L, 29-54
2/15	Minnesota	L, 37-43
2/20	Wisconsin	W, 43-35
2/22	at Minnesota	L, 25-44
2/27	Illinois	L, 29-40

1937-38 (11-9, 6-6 Big Ten/T-5th)

Pos	Starters	Ppg
F	Ben Stephens (Jr.)	10.9
F	Nile Kinnick (So.)	6.1
C	Jack Drees (Sr.)	4.8
G	Joe Van Ysseldyk (Sr.)	4.4
G	Ken Suesens (Sr.)	2.5
Reserves		
F	Sam Johnson (So.)	3.9
F	Thomas Lind (So.)	2.6
G	Fred Hohenhorst (So.)	1.2

12/9	Carleton	W, 44-20
12/13	Washington (MO)	W, 41-34
12/18	at Butler	W, 36-31
12/20	at Xavier	W, 33-28
12/21	at Toledo	L, 39-59
12/22	at Michigan State	L, 37-52
1/1	at Marquette	L, 23-36
1/8	Indiana	W, 48-39
1/10	Northwestern	L, 28-36
1/15	at Ohio State	L, 29-48
1/17	at Indiana	W, 36-32
1/31	South Dakota	W, 35-34
2/5	Ohio State	L, 43-51
2/7	at Minnesota	L, 26-28
2/12	at Chicago	W, 42-29
2/14	at Michigan	W, 38-30
2/19	Chicago	L, 35-38
2/21	at Northwestern	W, 26-25
2/26	Michigan	W, 37-25
2/28	Minnesota	L, 29-30

1938-39 (8-11, 3-9 Big Ten/10th)

Pos	Starters	Ppg
F	Ben Stephens (Sr.)	13.4
F	Angelo Anapol	4.9
C	Ken Bastian (Jr.)	3.6
G	Erwin Prasse (Jr.)	4.5
G	Thomas Lind (Jr.)	3.6
Reserves		
C	Charles Plett	3.2
F/G	Howard Irvine	2.3
C	Dick Evans (Jr.)	3.0

12/3	Carleton	L, 33-37
12/9	Monmouth	W, 37-34
12/12	Washington (MO)	W, 42-26
12/17	at Butler	L, 29-31
12/19	at DePaul	W, 34-29
12/31	Saint Louis	W, 47-37
1/7	at Wisconsin	L, 24-28
1/9	at Minnesota	L, 29-36
1/14	Purdue	W, 49-41
1/16	Chicago	W, 29-19
1/21	Michigan	L, 32-47
1/30	South Dakota	W, 35-30
2/4	at Northwestern	L, 25-27
2/6	at Illinois	L, 26-34
2/11	Indiana	L, 39-50
2/18	at Ohio State	L, 40-53
2/20	at Indiana	L, 40-45
2/27	Northwestern	W, 41-26
3/6	Minnesota	L, 43-54

1939-40 (9-12, 4-8 Big Ten/8th)

Pos	#	Starters	Ppg
F	26	Vic Siegel (So.)	9.0
F	17	Thomas Lind (Sr.)	6.5
C	12	Dick Evans (Sr.)	3.9
G	16	Erwin Prasse (Sr.)	3.6
G	24	Vincent Harsha (So.)	1.8
Reserves			
C	10	Ken Bastian (Sr.)	2.7
G	22	Rudy Soderquist (So.)	1.6
G	4	Paul Siglin (So.)	1.9
F	23	Richard Hein (So.)	2.1

12/2	at Carleton	W, 24-21
12/8	Millikin	W, 43-26
12/11	Denver	W, 44-32
12/16	at Wayne	L, 30-34
12/18	at Butler	L, 25-32
12/30	at Marquette#	L, 43-49
1/1	at Toledo	L, 30-54

1/6	Minnesota	L, 34-42
1/8	at Indiana	L, 30-45
1/13	at Michigan	L, 38-47
1/15	at Chicago	W, 41-27
1/29	South Dakota State	W, 24-23
2/5	DePauw	W, 35-25
2/10	Wisconsin	W, 37-35
2/12	Ohio State	W, 43-33
2/17	at Minnesota	L, 29-34
2/19	Indiana	L, 42-46
2/24	at Northwestern	L, 29-39
2/26	at Purdue	L, 29-50
3/2	Illinois	W, 62-47
3/4	Northwestern	L, 34-43

1940-41 (12-8, 4-8 Big Ten/8th)

Pos	Starters	Ppg
F	Vic Siegel (Jr.)	9.7
F	Tom Chapman (So.)	6.3
C	Milton Kuhl (Jr.)	9.2
G	Rudy Soderquist (Jr.)	5.6
G	Bill Wheeler (Jr.)	2.7
Reserves		
F	Ben Trickey (So.)	3.1
G	Paul Siglin (Jr.)	2.3
F	Wendell Hill (Jr.)	2.2
F	Richard Hein (Jr.)	1.4

12/7	Monmouth	W, 75-35
12/13	Wabash	W, 42-22
12/16	Indiana State	W, 39-37
12/21	at Detroit	W, 37-35
12/23	at Michigan State	W, 40-34
1/3	DePauw	W, 45-35
1/6	at North Dakota	W, 43-23
1/11	at Wisconsin	L, 35-49
1/13	at Minnesota	W, 41-34
1/20	Northwestern	W, 52-41
2/1	Millikin	W, 46-27
2/3	Chicago	W, 58-36
2/8	at Ohio State	L, 44-49
2/10	at Indiana	L, 40-50
2/15	Michigan	L, 29-40
2/17	at Illinois	L, 53-56
2/22	Indiana	L, 36-47
2/24	Purdue##	L, 49-52
3/1	at Northwestern	L, 36-45
3/3	Minnesota	W, 46-39

1941-42 (12-8, 10-5 Big Ten/T-2nd)

Pos	#	Starters	Ppg
F	16	Tom Chapman (Jr.)	12.3
F	7	Wendell Hill (Sr.)	3.9
C	11	Milton Kuhl (Sr.)	8.1
G	22	Rudy Soderquist (Sr.)	6.0
G	26	Vic Siegel (Sr.)	7.6
Reserves			
F	27	Ben Trickey (Jr.)	6.2
F	23	Richard Hein (Sr.)	1.2
G	24	Vincent Harsha (Sr.)	1.3
C	15	Bruce Fountain (Sr.)	0.8

12/13	Washington (MO)	W, 52-31
12/20	at Butler	L, 35-41
12/22	at Western Michigan	W, 49-48
12/30	Nebraska	L, 34-41
1/3	at Michigan	W, 40-34
1/5	at Chicago	W, 53-39
1/10	Wisconsin	W, 49-45
1/12	Minnesota	L, 39-41
1/17	at Ohio State	L, 52-54
1/19	at Illinois	L, 35-42
1/29	Kansas	L, 51-53
2/2	Chicago	W, 64-40
2/7	at Purdue	L, 44-45
2/9	Ohio State	W, 52-44
2/14	at Northwestern	W, 46-44
2/21	Michigan	W, 59-38
2/23	Indiana	W, 55-52
2/28	Purdue	W, 42-36
3/2	Illinois	W, 46-32
3/7	at Wisconsin	L, 45-62

Coach Pops Harrison

1942-43 (7-10, 3-9 Big Ten/9th)

Pos	Starters	Ppg
F	Ben Trickey (Sr.)	13.5
F	Tom Chapman (Sr.)	16.8
C	James O'Brien (Sr.)	7.1
G	Robert Lundstedt (So.)	4.8
G	Theron Thomsen (So.)	5.5
G	Gene Nesmith (So.)	3.1
Reserves		
F/G	Sam Vacanti (So.)	2.8
G	James Humphrey (So.)	0.4

12/10	South Dakota State	W, 52-46
12/14	Carleton	W, 46-43
12/19	at Nebraska	L, 43-52
1/2	Ripon	W, 69-38
1/9	Minnesota	L, 45-46
1/11	Minnesota	W, 48-41
1/16	at Illinois	L, 41-61
1/18	at Illinois	L, 34-66
1/23	Indiana	L, 55-71
1/25	Indiana	L, 43-64
2/6	Knox	W, 62-45
2/13	at Northwestern	L, 33-52
2/15	at Northwestern	L, 50-52
2/20	at Purdue	L, 35-49
2/22	at Chicago	W, 62-34
2/27	Ohio State	W, 43-41
3/1	Ohio State	L, 46-53

1943-44 (14-4, 9-3 Big Ten/T-2nd)

Pos	Starters	Ppg
F	Dick Ives (Fr.)	18.1
F	David Danner (Fr.)	14.4
C	Lloyd Herwig (Sr.)	5.9
G	Ned Postels (So.)	5.6
G	Jack Spencer (Fr.)	3.4
Reserves		
G	Jimmie Grafton (Fr.)	3.1
G	Donald Walter (Fr.)	1.8
G	Glen Kremer (Fr.)	1.0

12/10	Nebraska	W, 50-33
12/15	Western Illinois	W, 82-34
12/18	Monmouth	W, 54-29
1/1	Denver	W, 63-20
1/7	at Minnesota	W, 37-34
1/8	at Minnesota	W, 37-29
1/15	Augustana	W, 56-30
1/21	Illinois	W, 56-51
1/22	Illinois	W, 53-44
1/28	at Indiana	W, 43-42
1/29	at Indiana	W, 52-40
2/5	Chicago	W, 103-31
2/11	at Ohio State	L, 49-63
2/12	at Ohio State	L, 42-56
2/18	Purdue	W, 46-43
2/26	at Notre Dame	L, 42-66
3/3	Northwestern	W, 45-39
3/4	Northwestern	L, 41-42

1944-45 (17-1, 11-1 Big Ten/1st)

Pos	#	Starters	Ppg
F	4	Ned Postels (Jr.)	6.2
F	7	Dick Ives (So.)	12.0
C	11	Clayton Wilkinson (So.)	11.5
G	28	Herbert Wilkinson (So.)	9.6
G	20	Jack Spencer (So.)	6.1
Reserves			
F	3	Murray Wier (Fr.)	7.8
C	27	Dick Culberson (Jr.)	2.3
G	4	Bob Schulz (Fr.)	1.6

12/9	Western Illinois	W, 101-23
12/11	South Dakota State	W, 87-37
12/16	at Nebraska	W, 61-45
12/19	Denver	W, 60-41
12/23	Notre Dame	W, 63-46
12/30	Michigan State	W, 66-29
1/6	Minnesota	W, 41-34
1/13	Purdue	W, 61-34
1/19	at Michigan	W, 29-27



Table with 3 columns: Date, Opponent, Score. Rows include Indiana, Illinois, Michigan, etc.

1945-46 (14-4, 8-4 Big Ten/T-3rd)

Table with 4 columns: Pos, #, Starters, Ppg. Lists players like Murray Wier, Dick Ives, etc.

Table with 3 columns: Date, Opponent, Score. Rows include Augustana, South Dakota, Denver, etc.

1946-47 (12-7, 5-7 Big Ten/T-6th)

Table with 4 columns: Pos, #, Starters, Ppg. Lists players like Murray Wier, Dick Ives, etc.

Table with 3 columns: Date, Opponent, Score. Rows include South Dakota State, Kansas State, Detroit, etc.

1947-48 (15-4, 8-4 Big Ten/2nd)

Table with 4 columns: Pos, #, Starters, Ppg. Lists players like Murray Wier, Floyd Magnusson, etc.

Table with 3 columns: Date, Opponent, Score. Rows include Carleton, South Dakota, North Dakota, etc.

1948-49 (10-10, 3-9 Big Ten/8th)

Table with 4 columns: Pos, #, Starters, Ppg. Lists players like Charlie Mason, Al Weiss, etc.

Table with 4 columns: Date, AP Rank, Opponent, Result. Lists opponents like Omaha, Colorado College, etc.

Coaches Pops Harrison/Bucky O'Connor

1949-50 (15-7, 6-6 Big Ten/5th)

Table with 4 columns: Pos, #, Starters, Ppg. Lists players like Bob Vollers, Franklin Calsbeek, etc.

Table with 4 columns: Date, AP Rank, Opponent, Result. Lists opponents like Colorado College, Michigan State.

Table with 3 columns: Date, Opponent, Score. Rows include Lawrence Tech, Western Reserve, Notre Dame, etc.

Coach Rollie Williams

1950-51 (15-7, 9-5 Big Ten/3rd)

Table with 4 columns: Pos, #, Starters, Ppg. Lists players like Franklin Calsbeek, Herb Thompson, etc.

Table with 4 columns: Date, AP Rank, Opponent, Result. Lists opponents like DePauw, Western Michigan, Butler, etc.

Coach Bucky O'Connor

1951-52 (19-3, 11-3 Big Ten/2nd)

Table with 4 columns: Pos, #, Starters, Ppg. Lists players like McKinley Davis, Herb Thompson, etc.

Table with 4 columns: Date, AP Rank, Opponent, Result. Lists opponents like Western Michigan, DePauw, Missouri, etc.



1/12	10/4	Indiana	W, 78-59
1/14	4/--	Northwestern	W, 78-64
1/19	4/--	Minnesota	W, 76-59
1/21	4/20	at Indiana	L, 69-82
2/4	8/--	Butler	W, 58-57
2/9	9/3	Illinois	W, 73-68
2/11	5/--	Michigan	W, 82-59
2/16	5/--	at Purdue	W, 90-67
2/18	4/--	at Ohio State	W, 75-62
2/23	4/5	at Illinois	L, 62-78
2/25	7/--	Michigan State	W, 64-52
3/1	7/--	at Northwestern	W, 77-68
3/3	7/--	Wisconsin	L, 75-78

1952-53 (12-10, 9-9 Big Ten/6th)

Pos	#	Starters	Ppg
F	16	McKinley Davis (So.)	14.9
F	25	Herb Thompson (Sr.)	13.5
C	20	Bob Miller (So.)	8.2
G	32	Chuck Jarnagin (Jr.)	10.1
G	35	Ken Buckles (Jr.)	10.5

Reserves			
C	19	Gene Hettrick (Jr.)	6.6
G	18	Bob Mau (Sr.)	4.3
F	36	Jerry Ridley (So.)	2.1

Date	AP Rank UI/Opp	Opponent	Result
12/1		Butler	W, 62-52
12/6		at Oklahoma	L, 62-63
12/13		Michigan	W, 85-77
12/15		at Wisconsin	L, 70-75
12/22	--/15	Indiana	L, 72-91
12/26		at Oregon	W, 86-57
12/27		California	W, 69-60
12/29		Wisconsin	W, 83-66
1/10		at Michigan State	L, 61-68
1/12		at Michigan	L, 61-66
1/17		at Minnesota	L, 58-65
1/19		Northwestern	W, 69-68
1/24		at Purdue	L, 58-69
2/9		at Michigan State	L, 48-60
2/14	--/5	at Illinois	L, 63-80
2/16		at Ohio State	W, 71-68
2/21	--/5	Illinois	W, 67-62
2/23		Ohio State	W, 90-75
2/28		at Northwestern	W, 93-78
3/2		Minnesota#	W, 81-79
3/7		Purdue	W, 65-56
3/9	--/1	at Indiana	L, 61-68

1953-54 (17-5, 11-3 Big Ten/2nd)

Pos	#	Starters	Ppg
F	21	Carl Cain (So.)	12.9
F	16	McKinley Davis (Jr.)	8.5
C	31	Bill Logan (So.)	14.3
G	22	Bill Seaberg (So.)	8.2
G	46	Sharm Scheuerman (So.)	6.8

Reserves			
C/F	33	Bill Schoof (So.)	6.7
F/G	23	Roy Johnson (So.)	5.7
G	32	Chuck Jarnagin (Sr.)	5.1

Date	AP Rank UI/Opp	Opponent	Result
12/5		Washington (MO)	W, 51-45
12/12		at Nebraska	L, 70-81
12/15		Colorado State	W, 72-55
12/18		USC	W, 66-57
12/21		Colorado	W, 78-72
12/30	--/14	at UCLA	W, 65-50
12/31		at USC	L, 60-70
1/4		Michigan State	W, 73-63
1/9		Wisconsin	W, 71-54
1/11		Michigan	W, 93-78
1/16	--/10	at Minnesota	L, 55-59
1/18	--/20	at Illinois	W, 79-70
1/23		at Purdue	W, 70-62
1/25		Northwestern	W, 65-52
2/6		Missouri	W, 73-53
2/8		at Michigan	W, 86-68
2/13	--/12	at Minnesota#	W, 86-82
2/15	10/--	at Ohio State	L, 69-77
2/20	10/--	Illinois	L, 51-74

2/22	20/3	at Indiana	W, 82-64
2/27	20/--	at Michigan State	W, 60-48
3/1	16/--	Ohio State	W, 84-71

1954-55 (19-7, 11-3 Big Ten/1st)

Pos	#	Starters	Ppg
F	21	Carl Cain (Jr.)	13.4
F	16	McKinley Davis (Sr.)	10.9
C	31	Bill Logan (Jr.)	15.3
G	22	Bill Seaberg (Jr.)	13.4
G	46	Sharm Scheuerman (Jr.)	8.2

Reserves			
F	33	Bill Schoof (Jr.)	6.2
F/C	35	Bob George (Jr.)	4.0
G	23	Roy Johnson (Jr.)	3.3

Date	AP Rank UI/Opp	Opponent	Result
12/1		Washington (MO)	W, 80-61
12/4		at Loyola (IL)	W, 89-79
12/6	4/--	at Nebraska	W, 84-61
12/11	4/--	at Missouri	L, 94-97
12/13	13/--	St. Mary's (CA)	W, 68-49
12/17	13/--	at Pennsylvania	L, 75-87
12/18	18/--	at Princeton	W, 71-52
12/30	19/--	Stanford	W, 73-46
1/3	14/--	at Wisconsin	W, 86-69
1/8	14/13	Minnesota	L, 80-81
1/10	19/--	Michigan State	W, 94-81
1/17	19/7	Illinois	W, 92-80
1/22	19/--	at Northwestern	L, 73-93
1/24	19/--	at Ohio State	W, 79-66
2/5		Purdue	W, 76-67
2/12	15/--	Indiana	W, 90-75
2/14	15/--	Ohio State	W, 79-68
2/19	15/--	at Michigan State	W, 78-69
2/21	16/13	at Illinois	W, 89-70
2/26	16/--	Michigan	W, 96-84
2/28	12/6	at Minnesota	W, 72-70
3/7	12/--	at Michigan	L, 58-74

NCAA Tourney (Mideast)

3/11	12/--	vs. Penn State (n)	W, 82-53
3/12	12/4	vs. Marquette (n)	W, 86-81
3/18	12/3	vs. La Salle (n)	L, 73-76
3/19	12/--	vs. Colorado (n)	L, 54-75

1955-56 (20-6, 13-1 Big Ten/1st)

Pos	#	Starters	Ppg
F	21	Carl Cain (Sr.)	15.8
F	33	Bill Schoof (Sr.)	10.8
C	31	Bill Logan (Sr.)	17.7
G	22	Bill Seaberg (Sr.)	13.9
G	46	Sharm Scheuerman (Sr.)	10.1

Reserves			
F/C	35	Bob George (Sr.)	3.8
G	24	Augie Martel (Jr.)	2.2
F	42	Tom Payne (So.)	3.0

Date	AP Rank UI/Opp	Opponent	Result
12/3		Nebraska	W, 60-51
12/9	4/--	SMU	W, 80-62
12/12	4/--	at Colorado	L, 57-60
12/17	4/--	Loyola Marymount	W, 84-61
12/27	6/--	at Washington	L, 71-76
12/29	6/--	at Stanford	L, 52-54
12/30	6/--	at California	L, 45-70
1/7	--/20	Michigan State	L, 64-65
1/9	--/7	at Ohio State	W, 88-73
1/14	--/--	Minnesota	W, 84-62
1/21	20/--	at Michigan	W, 78-67
1/23	13/--	at Purdue	W, 67-63
2/4	19/--	Wichita State	W, 98-86
2/6	17/--	at Wisconsin	W, 78-74
2/11	17/--	at Northwestern	W, 70-65
2/13	15/--	Purdue	W, 88-75
2/18	15/--	Wisconsin	W, 80-66
2/20	13/--	at Indiana	W, 87-83
2/25	13/--	at Minnesota#	W, 83-73
2/27	10/--	Northwestern	W, 86-68
3/3	10/2	Illinois	W, 96-72
3/5	5/--	Indiana	W, 84-73

NCAA Tourney (Mideast)

3/16	5/--	Morehead State	W, 97-83
3/17	5/9	Kentucky	W, 89-77
3/22	5/13	vs. Temple (n)	W, 83-76
3/23	5/1	vs. San Francisco (n)	L, 71-83

1956-57 (8-14, 4-10 Big Ten/8th)

Pos	#	Starters	Ppg
F	57	Dave Gunther (So.)	12.3
F	41	George Seaberg (So.)	5.3
C	26	Peer Heeg (So.)	5.3
G	32	Clarence Wordlaw (So.)	11.6
G	36	Jim McConnell (Jr.)	9.0

Reserves			
G	24	Augie Martel (Sr.)	9.5
C/F	42	Tom Payne (Jr.)	12.3
C	20	Americus John-Lewis (So.)	5.3

Date	AP Rank UI/Opp	Opponent	Result
12/3		at Nebraska	L, 43-67
12/8		Denver	W, 58-57
12/17		Loyola (LA)	W, 80-65
12/22	--/14	Kansas State	W, 85-83

Dixie Classic

12/27		vs. NC State (n)	L, 70-84
12/28		vs. DePaul (n) #	L, 72-73
12/29	--/4	vs. West Virginia (n)	W, 79-76

1/5		Ohio State	L, 60-72
1/7	--/5	at Illinois	L, 70-81
1/12	--/19	Minnesota	W, 89-66
1/19		at Wisconsin	W, 70-47
1/21		at Northwestern	L, 63-70
2/2		Indiana	L, 66-82
2/4		at Washington (MO)	L, 54-62
2/9	--/17	Purdue	W, 74-67
2/16		at Michigan State	L, 67-77
2/18	--/11	at Indiana	L, 76-90
2/23		Northwestern	W, 74-66
2/25		at Minnesota	L, 81-102
3/2		Michigan	L, 79-83
3/4		at Purdue	L, 63-72
3/9		Wisconsin	L, 59-60

1957-58 (13-9, 7-7 Big Ten/6th)

Pos	#	Starters	Ppg
F	25	Dave Gunther (Jr.)	19.8
F	45	Nolden Gentry (So.)	9.5
C	3	Frank Mundt (So.)	4.4
G	32	Clarence Wordlaw (Jr.)	12.5
G	30	Bob Washington (So.)	6.5

Reserves			
C	43	Larry Swift (So.)	11.8
G	44	Earl Nau (So.)	5.6
G	4	Mike Heitman (So.)	4.8

Date	AP Rank UI/Opp	Opponent	Result
12/3		SMU	W, 66-60
12/7		Arizona	W, 80-63
12/14	--/5	at Kansas State	L, 69-86
12/16		at Wichita State	L, 78-81
12/21	--/17	Oregon State#	W, 77-67

Queen City Tournament

12/28		vs. Cornell - NY (n)	W, 73-68
12/30		vs. Syracuse (n)	W, 58-52

1/4		Michigan	L, 65-73
1/6	--/17	at Illinois	W, 70-68
1/13		Northwestern#	L, 80-82
1/18		Indiana	W, 79-75
1/20		at Ohio State	L, 64-70
1/25		at Minnesota	W, 73-71
2/1		Ohio State	W, 66-64
2/8		Miami (OH)	W, 82-77
2/10	--/19	at Michigan State	L, 84-90
2/17		Wisconsin	W, 74-61
2/22		Illinois	W, 83-79
2/24		at Northwestern	W, 86-78
3/1	--/15	Michigan State	L, 65-83
3/3		at Purdue	L, 59-65
3/8		at Michigan	L, 92-95



Coach Sharm Scheuerman

1958-59 (10-12, 7-7 Big Ten/T-5th)

Table with 4 columns: Pos, #, Starters, Ppg. Lists players like Dave Gunther, Clarence Wordlaw, Nolden Gentry, Mike Heitman, Bob Washington, Ron Zagar, Frank Mundt, Bob Carpenter.

Table with 4 columns: Date, AP Rank UI/Opp, Opponent, Result. Lists games against Colorado, SMU, Oklahoma, Texas Tech, California, Washington.

Table with 4 columns: Date, AP Rank UI/Opp, Opponent, Result. Lists games against Wyoming, Oregon State.

Table with 4 columns: Date, AP Rank UI/Opp, Opponent, Result. Lists games against Northwestern, Michigan State, Illinois, Indiana, Northwestern, Ohio State, Michigan, Minnesota, Wisconsin, Michigan, Ohio State, Purdue, Illinois, Michigan State.

1959-60 (14-10, 6-8 Big Ten/T-6th)

Table with 4 columns: Pos, #, Starters, Ppg. Lists players like Nolden Gentry, Pete Schebler, Don Nelson, Mike Heitman, Ron Zagar, Dennis Runge, Mike Woods, Dave Maher.

Table with 4 columns: Date, AP Rank UI/Opp, Opponent, Result. Lists games against Evansville, SMU, North Dakota, Texas Tech, Colorado, Oklahoma, Loyola (LA).

Table with 4 columns: Date, AP Rank UI/Opp, Opponent, Result. Lists games against St. John's (n), NYU, Cincinnati (n).

Table with 4 columns: Date, AP Rank UI/Opp, Opponent, Result. Lists games against Minnesota, Wisconsin, Northwestern, Michigan State, Purdue, Michigan State, Minnesota, Indiana, Ohio State, Wisconsin, Indiana, Purdue, Illinois, Michigan.

1960-61 (18-6, 10-4 Big Ten/T-2nd)

Table with 4 columns: Pos, #, Starters, Ppg. Lists players like Dennis Runge, Matt Szykowny, Don Nelson, Joel Novak, Joe Reddington, Dick Shaw, Gary Lorenz, Tom Purcell.

Table with 4 columns: Date, AP Rank UI/Opp, Opponent, Result. Lists games against South Dakota State, Evansville, Saint Louis, Creighton, Wyoming, Arizona.

Table with 4 columns: Date, AP Rank UI/Opp, Opponent, Result. Lists games against California (n), USC, UCLA.

Table with 4 columns: Date, AP Rank UI/Opp, Opponent, Result. Lists games against Minnesota, Wisconsin, Michigan State, Illinois, Purdue, Indiana, Wisconsin, Ohio State, Michigan, Minnesota, Purdue, Indiana, Michigan State, Northwestern.

1961-62 (13-11, 7-7 Big Ten/T-4th)

Table with 4 columns: Pos, #, Starters, Ppg. Lists players like Andy Hankins, Jerry Messick, Don Nelson, Joel Novak, Joe Reddington, Matt Szykowny, Doug Mehlhaus, Dave Roach.

Table with 4 columns: Date, AP Rank UI/Opp, Opponent, Result. Lists games against Evansville, Miami (OH), South Dakota State, Saint Louis, Los Angeles State, Nevada.

Table with 4 columns: Date, AP Rank UI/Opp, Opponent, Result. Lists games against Penn State (n), Pennsylvania, Villanova (n).

Table with 4 columns: Date, AP Rank UI/Opp, Opponent, Result. Lists games against Wisconsin, Northwestern, Minnesota, Michigan, Northwestern, Creighton, Ohio State, Illinois, Purdue, Indiana, Michigan State, Michigan, Ohio State, Illinois, Wisconsin.

1962-63 (9-15, 5-9 Big Ten/8th)

Table with 4 columns: Pos, #, Starters, Ppg. Lists players like Dave Roach, Fred Riddle, Jerry Messick, Joe Reddington, Jimmy Rodgers, Andy Hankins, Mike Denoma, Doug Mehlhaus.

Table with 4 columns: Date, AP Rank UI/Opp, Opponent, Result. Lists games against Evansville, Saint Louis, Ohio University, Clemson.

Table with 4 columns: Date, AP Rank UI/Opp, Opponent, Result. Lists games against Kentucky, Oregon State (n).

Table with 4 columns: Date, AP Rank UI/Opp, Opponent, Result. Lists games against Arizona (n), Oregon (n), Oregon State (n).

Table with 4 columns: Date, AP Rank UI/Opp, Opponent, Result. Lists games against Illinois, Michigan, Minnesota, Wisconsin, Ohio State, Michigan State, Loyola (IL), Northwestern, Purdue, Indiana, Ohio State, Michigan, Northwestern, Wisconsin, Illinois.

1963-64 (8-15, 3-11 Big Ten/9th)

Table with 4 columns: Pos, #, Starters, Ppg. Lists players like Dave Roach, Joel Jessen, George Peeples, Andy Hankins, Jimmy Rodgers, Dennis Pauling, Ed Bastian, Bill Skea.

Table with 4 columns: Date, AP Rank UI/Opp, Opponent, Result. Lists games against South Dakota, Evansville, St. Louis, SMU, Creighton#.

Table with 4 columns: Date, AP Rank UI/Opp, Opponent, Result. Lists games against Colorado State (n), LSU (n), Washington State.

Table with 4 columns: Date, AP Rank UI/Opp, Opponent, Result. Lists games against Indiana, Illinois, Wisconsin, Purdue, Loyola (IL), Minnesota, Indiana, Michigan State, Ohio State, Michigan State, Northwestern, Minnesota, Purdue, Michigan, Illinois.



Coach Ralph Miller

1964-65 (14-10, 8-6 Big Ten/5th)

Pos	#	Starters	Ppg
F	52	Gary Olson (Jr.)	8.3
F	23	Gerry Jones (So.)	14.0
C	45	George Peeples (Jr.)	17.0
G	4	Chris Pervall (Jr.)	21.1
G	15	Jimmy Rodgers (Sr.)	12.3
Reserves			
G	11	Dennis Pauling (Jr.)	6.7
C/F	14	Ed Bastian (Jr.)	2.3
G	42	Fred Riddle (Sr.)	1.2

Date	AP Rank UI/Opp	Opponent	Result
12/1		South Dakota	W, 93-68
12/4		at Kentucky	L, 77-85
12/5		at Evansville	L, 83-90
12/12		Creighton	W, 98-83
12/19		Providence	L, 70-71
12/21		North Dakota	W, 106-65

Los Angeles Classic

12/28		at USC	W, 71-65
12/29		vs. Utah (n)	L, 88-92
12/30		vs. Minnesota (n)	W, 76-74
1/4		Wisconsin	W, 92-62
1/9		at Michigan State	W, 85-78
1/11	--/5	Indiana	L, 76-85
1/16		Michigan State	W, 111-68
1/18	--/5	at Indiana	W, 74-68
1/29	--/1	at UCLA	W, 87-82
2/6		Northwestern	W, 78-72
2/8	--/1	at Michigan	L, 66-81
2/13		at Ohio State	W, 82-81
2/20		Purdue	W, 111-85
2/23		at Illinois	L, 80-97
2/27		at Purdue	L, 68-76
3/2	--/6	Minnesota	L, 70-78
3/6		Illinois	W, 94-84
3/9		at Minnesota##	L, 84-85

1965-66 (17-7, 8-6 Big Ten/T-3rd)

Pos	#	Starters	Ppg
F	52	Gary Olson (Sr.)	10.0
F	44	Ben McGilmer (So.)	10.8
C	45	George Peeples (Sr.)	17.8
G	32	Chris Pervall (Sr.)	19.1
G	11	Denny Pauling (Sr.)	7.8
Reserves			
F	23	Gerry Jones (Jr.)	15.8
F	15	Huston Breedlove (So.)	1.9
G	25	Tom Chapman (Jr.)	2.0

Date	AP Rank UI/Opp	Opponent	Result
12/2		Pepperdine	W, 111-50
12/4		at Evansville	W, 80-73
12/6		Southern Illinois	W, 69-58
12/8		Creighton	W, 103-77
12/11		at Drake	W, 66-60
12/15		Washington	W, 99-70
12/18		Drake	W, 69-51

Sun Bowl Tournament

12/29	4/--	vs. Arkansas (n)	W, 77-75
12/30	4/--	at UTEP	L, 68-86
1/8	7/--	at Wisconsin	L, 68-69
1/10		Northwestern	W, 70-58
1/17		at Indiana	L, 61-73
1/22		Michigan State	W, 90-76
1/24		Ohio State	W, 98-89
2/5		at Detroit	W, 107-73
2/7		at Purdue	L, 58-66
2/12		at Northwestern	L, 73-81
2/15		Minnesota	W, 96-87
2/19		at Ohio State	W, 86-80
2/21	--/10	Michigan	W, 91-82
2/26		Wisconsin	W, 80-70
2/28		at Michigan	L, 88-103
3/5		at Illinois	L, 90-106
3/7		Indiana	W, 82-77

1966-67 (16-8, 9-5 Big Ten/3rd)

Pos	#	Starters	Ppg
F	23	Gerry Jones (Sr.)	18.6
F	53	Sam Williams (Jr.)	22.6
C	51	Huston Breedlove (Jr.)	8.4
G	25	Tom Chapman (Sr.)	16.8
G	24	Chris Philips (Jr.)	5.7
Reserves			
G	11	Ron Norman (Jr.)	6.6
G	13	Dave White (Sr.)	2.6
F	10	Dick Agnew (Jr.)	1.5

Date	AP Rank UI/Opp	Opponent	Result
12/2		at Washington	W, 66-50
12/3		at Washington	L, 65-76
12/5		at Creighton	L, 68-69
12/10		at Drake	W, 90-83
12/17		Drake	W, 83-75
12/21		California	W, 72-62
12/23		Stanford	W, 77-74
12/28		Wichita State	W, 94-76
12/30	--/7	at Cincinnati	W, 78-69
1/7		Indiana	W, 84-73
1/14		at Michigan State	L, 70-79
1/21		at Northwestern	L, 88-90
1/23		Michigan	W, 91-81
2/4		at Loyola (IL)	L, 87-98
2/6		Illinois	W, 96-89
2/11		at Ohio State	W, 73-72
2/14		Northwestern	W, 80-75
2/18		Wisconsin###	L, 95-96
2/21		at Minnesota	L, 86-88
2/25		at Indiana#	W, 75-74
2/27		Purdue	L, 75-78
3/4		Ohio State	W, 90-56
3/7		at Wisconsin#	W, 90-87
3/11		at Michigan	W, 83-76

1967-68 (16-9, 10-4 Big Ten/T-1st)

Pos	#	Starters	Ppg
F	44	Glenn Vidnovic (So.)	13.9
F	53	Sam Williams (Sr.)	25.3
C	4	Dick Jensen (So.)	6.6
G	11	Ron Norman (Jr.)	9.7
G	43	Chad Calabria (So.)	13.9
Reserves			
F	51	Huston Breedlove (Sr.)	4.3
G	42	Rolly McGrath (Sr.)	3.1
F	10	Rich Agnew (Sr.)	2.7

Date	AP Rank UI/Opp	Opponent	Result
12/2		Bowling Green	W, 79-73
12/4		Southern Illinois	W, 61-49
12/16		Drake	L, 65-74
12/18		UTEP	W, 59-53
12/22		at California	L, 73-79
12/23		at Stanford	L, 86-87

Los Angeles Classic

12/28	--/4	vs. Tennessee (n) #	W, 64-59
12/29		vs. Wyoming (n) ##	L, 87-94
12/30		vs. Saint Louis (n) #	W, 80-77
1/6		at Northwestern	L, 67-76
1/8		Loyola (IL)	W, 71-65
1/13		Ohio State#	W, 74-72
1/20		Minnesota	W, 82-70
1/23		at Michigan State	W, 76-71
2/3		at Illinois	L, 63-66
2/7		Purdue	W, 94-87
2/10		at Michigan	W, 99-86
2/17		Wisconsin	W, 69-61
2/20		at Purdue	L, 73-86
2/24		at Indiana	W, 78-70
2/27		Michigan State	W, 76-58
3/2		Illinois	W, 61-56
3/4		at Minnesota	W, 91-72
3/9		Michigan	L, 70-71
3/12		vs. Ohio State (B1G Playoff)	L, 81-85

1968-69 (12-12, 5-9 Big Ten/T-8th)

Pos	#	Starters	Ppg
F	44	Glenn Vidnovic (Jr.)	15.7
F	50	John Johnson (Jr.)	19.7
C	4	Dick Jensen (Jr.)	8.1
G	24	Chris Philips (Sr.)	8.8
G	43	Chad Calabria (Jr.)	14.2
Reserves			
F	14	Ben McGilmer (Jr.)	13.5
G/F	11	Ron Norman (Sr.)	5.1
F	44	Omar Hazley (So.)	1.6

Date	AP Rank UI/Opp	Opponent	Result
11/30		Cal Poly	W, 91-73
12/4	20/--	Northern Michigan	W, 99-69
12/7	20/--	UW-Milwaukee	W, 116-80
12/12	19/--	at Wichita State	L, 88-93
12/14	19/--	at Drake	L, 74-89
12/19		North Dakota	W, 91-59
12/21		Creighton	W, 100-73

Sugar Bowl Tournament

12/30		vs. Houston (n)	W, 95-87
12/31		vs. Duke (n)	L, 82-85
1/4		at Michigan#	L, 92-99
1/11		Indiana	W, 91-72
1/14		Michigan State	W, 77-76
1/17		Minnesota	W, 89-68
2/1	--/4	at Davidson	W, 76-61
2/4	--/9	at Purdue	L, 87-99
2/8	--/10	at Illinois	L, 69-98
2/11		Northwestern#	W, 84-80
2/15		Michigan	L, 85-86
2/18		at Michigan State	L, 60-78
2/22	--/10	at Ohio State	L, 81-88
2/25	--/15	Illinois	W, 74-53
2/28	--/9	Purdue	L, 85-97
3/4		at Minnesota	L, 65-71
3/8		at Wisconsin	L, 74-84

1969-70 (20-5, 14-0 Big Ten/1st)

Pos	#	Starters	Ppg
F	44	Glenn Vidnovic (Sr.)	17.3
F	50	John Johnson (Sr.)	27.9
C	4	Dick Jensen (Sr.)	3.1
G	32	Fred Brown (Jr.)	17.9
G	43	Chad Calabria (Sr.)	19.1
Reserves			
F	14	Ben McGilmer (Sr.)	10.3
F	40	Omar Hazley (Jr.)	2.2
F	24	Ken Grabinski (So.)	1.4

Date	AP Rank UI/Opp	Opponent	Result
12/6		at Southern Illinois	L, 67-73
12/9		St. Francis (PA)	W, 81-68
12/11	--/7	Duquesne	W, 98-87
12/18		at Cincinnati	L, 105-114
12/20		Creighton	L, 88-97
12/22		Drake	W, 101-78

Rainbow Classic

12/26		vs. St. John's (n)	L, 55-57
12/30		at Hawai'i	W, 111-60
1/3	--/17	Purdue	W, 94-88
1/6		at Michigan	W, 107-99
1/10		at Wisconsin	W, 92-74
1/24	18/--	Tennessee Tech	W, 96-68
1/31	20/--	Indiana	W, 100-93
2/3	20/--	Minnesota	W, 90-77
2/7	20/--	at Indiana	W, 104-89
2/10	14/--	Wisconsin	W, 119-100
2/14	14/--	Michigan State	W, 103-77
2/17	11/--	at Illinois	W, 83-81
2/21	11/--	at Ohio State	W, 97-89
2/24	9/--	Northwestern	W, 116-97
2/28	9/--	at Purdue	W, 108-107
3/3	8/--	Ohio State	W, 113-92
3/7	8/--	at Northwestern	W, 115-101

NCAA Tourney (Mideast)

3/12	8/6	vs. Jacksonville (n)	L, 103-104
3/14	8/15	vs. Notre Dame (n)	W, 121-106

**Coach Dick Schultz****1970-71 (9-15, 4-10 Big Ten/T-7th)**

Pos	#	Starters	Ppg
F	40	Omar Hazley (Sr.)	6.4
F	24	Ken Grabinski (Jr.)	8.9
C	44	Kevin Kunnert (So.)	10.0
G	32	Fred Brown (Sr.)	27.6
G	11	Gary Lusk (Jr.)	8.2
Reserves			
F	14	Sam Williams (So.)	7.8
F/G	42	Lynn Rowat (Jr.)	6.2
G	4	Glenn Angelino (So.)	4.4

Date	AP Rank UI/Opp	Opponent	Result
12/4		at Creighton	L, 73-98
12/5		at Nebraska	L, 71-73
12/8		Ashland (OH)	W, 82-56
12/12	--/7	at Drake	L, 70-72
12/14		at Bowling Green	W, 89-78
12/17		Cincinnati#	L, 70-73
12/21		Hardin-Simmons	W, 90-77
12/23		Iowa State	W, 87-68
1/2		Wyoming	W, 87-84
1/9		Ohio State	L, 76-97
1/12		at Michigan State	L, 81-84
1/22		at Cincinnati	L, 69-73
1/30		at Northwestern	W, 87-85
2/2	--/15	Illinois	W, 92-84
2/6		at Wisconsin	W, 93-91
2/13		Indiana	L, 84-86
2/16		at Minnesota	L, 76-88
2/20		Purdue	L, 85-87
2/23	--/18	at Ohio State	L, 71-80
2/27		Wisconsin	L, 83-89
3/2		Northwestern	W, 78-64
3/6	--/18	at Indiana	L, 88-104
3/9		Michigan	L, 82-86
3/13		at Purdue	L, 84-110

1971-72 (11-13, 5-9 Big Ten/T-8th)

Pos	#	Starters	Ppg
F	15	Neil Fegebank (So.)	9.5
F	53	Jim Collins (So.)	9.0
C	44	Kevin Kunnert (Jr.)	18.2
G	43	Rick Williams (Jr.)	19.5
G	11	Gary Lusk (Sr.)	8.7
Reserves			
G	4	Glenn Angelino (Jr.)	6.1
F	35	Harold Sullinger (So.)	5.9
F	24	Ken Grabinski (Sr.)	2.1

Date	AP Rank UI/Opp	Opponent	Result
12/1		Hardin-Simmons	W, 80-58
12/4	--/1	at UCLA	L, 72-106
12/7		at UTEP	L, 57-65
12/10		at Duquesne	L, 75-80
12/13		Nevada	W, 87-85
12/18		at Iowa State	L, 94-97
12/21		Nebraska	W, 86-77
12/30		Drake	W, 89-83
1/3		Kansas	W, 81-68
1/8		at Wisconsin	L, 80-81
1/11		Northwestern	W, 76-67
1/22	--/5	at South Carolina	W, 91-85
1/25		at Michigan	L, 86-90
1/29	--/16	Minnesota	L, 50-61
2/1	--/9	at Ohio State	L, 77-82
2/5	--/19	at Minnesota	L, 52-53
2/8	--/7	Ohio State	W, 80-67
2/12		Michigan State	L, 91-100
2/15		Illinois#	W, 87-84
2/19		at Indiana	L, 79-86
2/26		at Michigan State	W, 102-98
3/4		Purdue	L, 85-87
3/7		at Illinois	L, 84-91
3/11		Michigan	W, 95-69

1972-73 (13-11, 6-8 Big Ten/T-6th)

Pos	#	Starters	Ppg
F	15	Neil Fegebank (Jr.)	10.0
F	53	Jim Collins (Jr.)	7.3
C	44	Kevin Kunnert (Sr.)	19.2
G	43	Rick Williams (Sr.)	13.8
G	10	Candy LaPrince (Jr.)	12.6
Reserves			
G	25	Reggie Vaughan (Jr.)	5.5
F	32	Larry Parker (Fr.)	3.6
G	4	Glenn Angelino (Sr.)	3.4

Date	AP Rank UI/Opp	Opponent	Result
12/1		Chicago State	W, 101-44
12/4	--/8	at Kentucky	W, 79-66
12/9		at Kansas	W, 69-56
12/13	--/20	Kansas State	L, 62-68
12/23	--/3	Marquette	L, 61-69
12/27		at Drake	L, 80-98
12/30		Minnesota-Duluth	W, 92-72
1/2		Iowa State	W, 66-57
1/6	--/6	Minnesota#	W, 65-62
1/8		at Michigan	L, 59-71
1/13		at Illinois	L, 78-80
1/15		Michigan State	L, 74-76
1/20		at Ohio State	L, 72-75
1/27		UNC-Charlotte	W, 72-49
1/29		Michigan	W, 75-68
2/3		at Michigan State	L, 89-94
2/10		at Bradley	W, 90-73
2/12		Ohio State	L, 80-86
2/17		Wisconsin	W, 100-76
2/19		at Northwestern#	W, 94-83
2/24	--/17	at Purdue	L, 66-74
3/3	--/12	Indiana	L, 64-80
3/5	--/3	at Minnesota	W, 79-77
3/10		Illinois	W, 93-76

1973-74 (8-16, 5-9 Big Ten/7th)

Pos.	#	Starters	Ppg
F	15	Neil Fegebank (Sr.)	14.1
F	32	Larry Parker (So.)	5.5
C	53	Jim Collins (Sr.)	8.4
G	42	John Hairston (Fr.)	7.8
G	10	Candy LaPrince (Sr.)	19.0
Reserves			
G	34	Scott Thompson (So.)	7.4
C	43	Nate Washington (So.)	7.0
C	50	Mike Gatens (So.)	1.6

Date	AP Rank UI/Opp	Opponent	Result
12/1		Northern Illinois	W, 85-83
12/4		Drake	W, 70-55
12/8	--/7	at Marquette	L, 70-86
12/11	--/15	at Kansas State	L, 67-105
12/14		Kentucky	L, 80-88
12/22		at Wyoming	L, 79-86
12/29		Wisc.-Green Bay#	W, 74-67
1/2		Kansas	L, 71-72
1/5		Minnesota	W, 66-55
1/7		at Iowa State	L, 77-94
1/12		at Northwestern	L, 67-87
1/17	--/1	at UCLA	L, 44-68
1/19	--/12	Indiana	L, 51-55
1/21		at Michigan State	L, 86-95
1/26	--/15	Michigan#	L, 84-86
2/2		at Indiana	L, 50-85
2/9		at Wisconsin	L, 87-113
2/11		Purdue###	W, 112-111
2/16		Ohio State	W, 69-67
2/18		at Purdue	L, 78-99
2/23		at Illinois	L, 84-91
3/2		Northwestern	W, 85-76
3/4		Wisconsin	L, 58-74
3/9		at Minnesota	W, 60-50

Coach Lute Olson**1974-75 (10-16, 7-11 Big Ten/7th)**

Pos.	#	Starters	Ppg
F	33	Dan Frost (Jr.)	14.7
F	32	Larry Parker (Jr.)	10.3
C	53	Bruce King (So.)	11.5
G	34	Scott Thompson (Jr.)	10.0
G	11	Larry Moore (Jr.)	10.3
Reserves			
C	52	Fred Haberecht (Jr.)	9.1
G	14	John Hairston (So.)	4.6
G	4	Archie Mays (So.)	3.9

Date	AP Rank UI/Opp	Opponent	Result
11/30		VCU	W, 95-80
12/3		at Drake	W, 86-81
12/7	--/7	at Kansas	L, 54-89
12/12		at Iowa State	W, 77-66
12/21		San Jose State###	L, 103-105

Far West Classic

12/27		vs. Oregon State (n)	L, 60-97
12/28		vs. Wake Forest (n)	L, 71-92
12/30		vs. Boston College (n)	L, 81-86

1/2		at Northwestern	W, 75-73
1/4		Illinois	W, 95-70
1/6		Purdue	L, 54-63
1/11	--/1	at Indiana	L, 49-102
1/13		at Ohio State	L, 77-94
1/18	--/19	Michigan	L, 70-75
1/20		Michigan State	W, 83-79
1/25	--/17	Minnesota	W, 53-44
2/1		at Wisconsin#	L, 85-86
2/3		at Purdue	L, 72-107
2/8	--/1	Indiana	L, 56-79
2/10		Ohio State	L, 69-75
2/15		at Michigan	L, 75-99
2/17		at Michigan State	L, 78-90
2/22		at Minnesota	L, 67-68
3/1		Wisconsin	W, 75-68
3/3		Northwestern##	W, 65-58
3/8		at Illinois	W, 73-70

1975-76 (19-10, 9-9 Big Ten/5th)

Pos.	#	Starters	Ppg
F	54	Bruce King (Jr.)	18.6
F	30	Dan Frost (Sr.)	17.1
C	52	Fred Haberecht (Sr.)	6.1
G	34	Scott Thompson (Sr.)	19.5
G	10	Cal Wulfsberg (Sr.)	5.2
Reserves			
C	50	Mike Gatens (Sr.)	4.9
G	23	Archie Mays (Jr.)	4.4
G	20	Dick Peth (Fr.)	3.8

Date	AP Rank UI/Opp	Opponent	Result
11/29		Augustana (SD)	W, 111-81
12/2		Nebraska	W, 72-65
12/6		Northeast Louisiana	W, 97-87
12/8		at Bradley	W, 100-96
12/12		at Iowa State	W, 91-77
12/20		U.S. International	W, 67-52
12/23		Drake	W, 77-73

Rainbow Classic

12/27		vs. Holy Cross (n)	W, 98-75
12/29		vs. Arizona (n)	W, 82-80
12/30		vs. USC (n)	L, 73-81

1/3		Illinois	W, 84-60
1/5		at Michigan State	L, 88-105
1/10	--/17	at Minnesota	W, 71-68
1/17		at Wisconsin	W, 81-71
1/19		at Northwestern#	L, 92-99
1/24		Ohio State	W, 78-67
1/26	--/1	Indiana	L, 73-88
1/31	--/15	at Michigan	L, 95-104
2/2		at Purdue	L, 76-91
2/7		Minnesota	W, 65-58
2/10		at Drake	W, 71-65

YEAR-BY-YEAR SCORES

IOWA BASKETBALL



2021 MEDIA GUIDE

2/14	Wisconsin	W, 96-82
2/16	Northwestern	W, 81-68
2/21	at Ohio State	W, 69-66
2/23	--/1 at Indiana	L, 81-101
2/28	--/13 Michigan	L, 74-88
3/1	Michigan State	L, 88-93
3/3	Purdue	L, 78-94
3/6	at Illinois	W, 82-70

1976-77 (20-7, 12-6 Big Ten/4th)

Pos.	#	Starters	Ppg
F	44	Clay Hargrave (So.)	8.4
F	40	Terry Drake (Jr.)	6.7
C	54	Bruce King (Sr.)	21.0
G	10	Cal Wulfsberg (Sr.)	5.9
G	12	Ronnie Lester (Fr.)	13.4

Reserves

G	20	Dick Peth (So.)	9.1
F	24	William Mayfield (So.)	5.7
G	34	Tom Norman (So.)	4.9

Date	AP Rank UI/Opp	Opponent	Result
11/27		at Nebraska	W, 71-57
11/29		Kent State	W, 84-55
12/4		at Drake	W, 86-71
12/6		Bradley	W, 90-77
12/10		California	W, 94-73
12/18		Iowa State	W, 85-64
12/21		Drake	W, 82-69

Lobo Classic

12/29		at New Mexico	L, 83-96
12/30		vs. Pittsburgh (n)	W, 103-80

1/8	--/13	at Minnesota+	W, 68-78
1/13		at Purdue	L, 76-87
1/15		at Illinois#	W, 84-81
1/17	--/5	Michigan	L, 75-99
1/22		Northwestern	W, 76-74
1/27		Ohio State	W, 84-66
1/29		at Indiana	L, 65-81
2/5		Wisconsin	W, 90-73
2/7		Michigan State	W, 87-79
2/12	--/8	Minnesota+	W, 58-61
2/14		at Ohio State#	W, 74-70
2/17	--/5	at Michigan	L, 80-91
2/19		at Michigan State	L, 79-81
2/24		Illinois	W, 76-64
2/26		Purdue	L, 70-81
2/28		Indiana	W, 80-73
3/3		at Northwestern	W, 78-60
3/5		at Wisconsin##	W, 94-93

1977-78 (12-15, 5-13 Big Ten/8th)

Pos.	#	Starters	Ppg
F	44	Clay Hargrave (Jr.)	9.9
F	24	William Mayfield (Jr.)	9.8
C	50	Larry Olsthoorn (So.)	8.9
G	34	Tom Norman (Jr.)	7.6
G	12	Ronnie Lester (So.)	19.9

Reserves

G	20	Dick Peth (Jr.)	7.2
F	32	Vince Brookins (Fr.)	6.4
C	52	Steve Waite (Fr.)	5.5

Date	AP Rank UI/Opp	Opponent	Result
11/26		at Iowa State	L, 78-79
11/28		at Kent State	W, 82-64
12/1		Mankato State	W, 91-71
12/3		Cal-Northridge	W, 66-63
12/10		at California	W, 75-70
12/17		Denver	W, 107-65

Rebel Roundup

12/20		vs. Tennessee (n)	W, 92-86
12/21	--/9	at UNLV	L, 84-85
12/30		Drake	W, 89-87
1/5	--/11	at Indiana	L, 51-69
1/7		at Ohio State	W, 87-75
1/12		Michigan	L, 56-66
1/14		Purdue	W, 66-60
1/19		at Northwestern	L, 59-62

1/21	--/10	at Michigan State	L, 58-68
1/26		Illinois	L, 61-70
1/30		Wisconsin	W, 88-73
2/2		at Minnesota	L, 71-82
2/4		at Wisconsin	L, 72-82
2/9	--/10	Michigan State	L, 70-71
2/11		Minnesota	L, 65-78
2/16		Northwestern	W, 76-74
2/18		at Illinois	L, 76-77
2/23		at Purdue	L, 69-82
2/25		at Michigan	L, 76-82
3/2		Ohio State	W, 87-70
3/4		Indiana	L, 55-71

1978-79 (20-8, 13-5 Big Ten/T-1st)

Pos.	#	Starters	Ppg
F	24	William Mayfield (Sr.)	12.9
F	40	Kevin Boyle (Fr.)	11.9
C	52	Steve Waite (So.)	6.4
G	20	Dick Peth (Sr.)	6.7
G	12	Ronnie Lester (Jr.)	18.7

Reserves

G	34	Tom Norman (Sr.)	7.7
C	54	Steve Krafcsin (So.)	7.2
F	32	Vince Brookins (So.)	3.8

Date	AP Rank UI/Opp	Opponent	Result
11/25		Kent State	W, 111-76
11/28		Wichita State	W, 91-67
12/2		at Colorado State	L, 69-72
12/9		at Drake	L, 69-72
12/11		Iowa State	W, 67-66
12/16		at Illinois Wesleyan	W, 95-55
12/23		Drake	W, 112-73

Cabrillo Classic

12/29		vs. Pennsylvania (n) ##	W, 87-84
12/30		vs. Stanford (n)	W, 83-68

1/4		at Northwestern	W, 65-57
1/6	--/13	at Michigan	W, 85-79
1/11		Ohio State	L, 67-72
1/14		Indiana	W, 90-61
1/18		at Purdue	W, 56-46
1/20	--/6	at Michigan State#	L, 72-83
1/25	--/8	Illinois	W, 58-52
1/27		Minnesota	W, 81-64
2/1		at Wisconsin	W, 70-64
2/3		at Minnesota	W, 97-71
2/8	15/10	Michigan State	L, 57-60
2/10	15/--	Wisconsin	W, 79-65
2/15	14/13	Purdue	W, 75-72
2/17	14/--	at Illinois	W, 67-53
2/22	12/--	at Indiana	L, 62-64
2/24	12/14	at Ohio State	W, 83-68
3/1	11/--	Michigan	L, 53-61
3/3	11/--	Northwestern	W, 95-64

NCAA Tournament (Midwest)

3/10	14/--	vs. Toledo (n)	L, 72-74
------	-------	----------------	----------

1979-80 (23-10, 10-8 Big Ten/4th)

Pos.	#	Starters	Ppg
F	52	Steve Waite (Jr.)	8.0
F	32	Vince Brookins (Jr.)	11.0
C	54	Steve Krafcsin (Jr.)	12.3
G	40	Kevin Boyle (So.)	11.8
G	30	Kenny Arnold (So.)	13.5

Reserves

G	12	Ronnie Lester (Sr.)	14.8
G	24	Bob Hansen (Fr.)	5.6
F	44	Mark Gannon (Fr.)	5.6

Date	AP Rank UI/Opp	Opponent	Result
12/1		Northern Illinois	W, 86-43
12/3	20/--	Colorado State	W, 113-66
12/6	20/--	UNI	W, 78-46
12/8	20/--	at Detroit	W, 80-54
12/11	17/--	at Wichita State	W, 81-62
12/15	17/--	at Iowa State	W, 67-64

12/21	13/--	vs. Mississippi State (n)	W, 81-62
12/22	13/--	at Dayton	W, 61-54

12/29	11/--	Drake	W, 77-66
1/3	10/20	at Illinois	W, 72-71
1/5	10/--	at Michigan	L, 65-68
1/10	12/3	Ohio State	L, 71-77
1/12	12/--	Wisconsin	W, 66-65
1/17	13/19	at Indiana	L, 69-81
1/19	13/--	at Michigan State	L, 67-75
1/24		Northwestern	W, 86-64
1/26		Minnesota	W, 80-73
1/31	--/17	at Purdue	L, 56-70
2/2		at Minnesota	W, 73-63
2/7		Michigan State#	W, 44-39
2/9	--/12	Purdue	W, 74-59
2/14	20/--	Indiana	L, 55-66
2/16	20/--	at Northwestern	W, 60-58
2/21		at Wisconsin	L, 58-62
2/23	--/11	at Ohio State	L, 69-70
2/28		Michigan	W, 83-67
3/1		Illinois	W, 75-71

NCAA Tournament (East)

3/6		vs. VCU (n)	W, 86-72
3/8	--/19	vs. N.C. State (n)	W, 77-64
3/14	--/3	vs. Syracuse (n)	W, 88-77
3/16	--/20	vs. Georgetown (n)	W, 81-80
3/22	--/4	vs. Louisville (n)	L, 72-80
3/24	--/18	vs. Purdue (n)	L, 58-75

1980-81 (21-7, 13-5 Big Ten/2nd)

Pos.	#	Starters	Ppg
F	52	Steve Waite (Sr.)	5.2
F	32	Vince Brookins (Sr.)	14.7
C	54	Steve Krafcsin (Sr.)	11.4
G	40	Kevin Boyle (Jr.)	9.9
G	30	Kenny Arnold (Jr.)	11.7

Reserves

G	24	Bob Hansen (So.)	8.4
F	44	Mark Gannon (So.)	5.7
G	15	Steve Carfino (Fr.)	4.5

Date	AP Rank UI/Opp	Opponent	Result
11/29	14/--	at Northern Illinois	W, 61-47
12/1	12/--	Detroit	W, 98-55

Fiesta Classic

12/6	12/--	vs. Cincinnati (n)	W, 69-64
12/7	12/--	Arizona State	L, 88-96
12/9	16/--	Nevada	W, 112-71
12/13	16/--	at Drake	W, 90-68
12/20	16/--	Iowa State	W, 85-59
12/30	14/--	UNI	W, 86-52
1/3	14/--	Wisconsin-Eau Claire	W, 86-62
1/8	11/--	Ohio State	L, 56-58
1/10	11/--	Michigan State	W, 65-57
1/15	14/--	at Wisconsin	W, 76-66
1/17	14/9	at Michigan	W, 73-58
1/22	9/--	at Indiana	W, 56-53
1/24	9/--	Minnesota	L, 48-60
1/29	13/--	Purdue	W, 84-67
1/31	13/--	at Illinois	L, 66-79
2/5	15/--	at Northwestern	W, 76-65
2/7	15/18	Illinois	W, 72-66
2/12	14/--	at Minnesota#	W, 60-58
2/14	14/--	Northwestern	W, 82-64
2/19	12/16	Indiana	W, 78-65
2/21	12/--	at Purdue	W, 67-62
2/26	8/--	Michigan	W, 69-66
2/28	8/--	Wisconsin	W, 96-75
3/5	8/--	at Michigan State#	L, 70-71
3/7	8/--	at Ohio State	L, 70-78

NCAA Tournament (Midwest)

3/15	8/--	vs. Wichita State (n)	L, 56-60
------	------	-----------------------	----------

**1981-82 (21-8, 12-6 Big Ten/T-2nd)**

Pos.	#	Starters	Ppg
F	44	Mark Gannon (Jr.)	8.5
F	40	Kevin Boyle (Sr.)	6.5
C	42	Michael Payne (Fr.)	11.4
G	15	Steve Carfino (So.)	8.4
G	30	Kenny Arnold (Sr.)	10.0
Reserves			
G	24	Bob Hansen (Jr.)	12.0
C	41	Greg Stokes (Fr.)	5.7
G	25	Todd Berkenpas (Fr.)	3.2

Date	AP Rank UI/Opp	Opponent	Result
11/28	9/--	Northern Illinois	W, 84-66
11/30	6/--	Nebraska-Omaha	W, 71-58
12/5	6/--	at Marquette#	W, 68-65
12/8	6/--	at Iowa State	W, 79-68
12/12	6/--	UNI	W, 84-53

Kettle Classic

12/18	6/--	vs. Clemson (n)	W, 80-68
12/19	6/--	at Houston	L, 52-62
12/30 10/-- Drake W, 60-49			
1/2	10/--	at South Carolina	W, 57-47
1/7	7/--	Purdue	W, 62-40
1/9	7/--	Illinois	W, 56-50
1/14	5/11	at Minnesota	L, 56-61
1/16	5/--	at Wisconsin	W, 78-62
1/21	6/--	at Northwestern	W, 49-48
1/23	6/--	Michigan	W, 56-38
1/28	6/--	at Michigan State	W, 57-56
1/30	6/--	Ohio State	W, 76-66
2/4	5/--	Indiana	W, 62-40
2/6	5/--	at Ohio State#	W, 69-65
2/11	5/--	Northwestern	W, 62-49
2/13	5/--	at Indiana	L, 58-73
2/18	7/--	Michigan State	W, 59-53
2/20	7/--	at Michigan	L, 58-68
2/25	11/--	Wisconsin	W, 79-55
2/27	11/13	Minnesota###	L, 55-57
3/4	11/--	at Illinois#	L, 67-73
3/6	11/--	at Purdue	L, 65-66

NCAA Tournament (West)

3/12	11/--	vs. Northeast Louisiana (n)	W, 70-63
3/14	11/6	vs. Idaho# (n)	L, 67-69

1982-83 (22-9, 11-7 Big Ten/T-2nd)

Pos.	#	Starters	Ppg
F	42	Michael Payne (So.)	10.6
F	44	Mark Gannon (Sr.)	6.9
C	41	Greg Stokes (So.)	17.7
G	24	Bob Hansen (Sr.)	15.4
G	15	Steve Carfino (Jr.)	10.6
Reserves			
G	14	Andre Banks (Fr.)	2.7
G	25	Todd Berkenpas (So.)	2.3
F	34	Craig Anderson (Jr.)	1.7

Date	AP Rank UI/Opp	Opponent	Result
11/27	11/--	at BYU	W, 91-80
11/29	10/--	at Drake	W, 68-63

Hawkeye Invitational

12/3	10/--	Navy	W, 76-65
12/4	10/--	Hawai'i	W, 99-67

12/8	7/16	Marquette	W, 87-66
12/11	7/--	USC	W, 66-55
12/18	7/4	at UCLA	L, 66-75

Rochester Classic

12/28	9/--	vs. James Madison (n)	W, 47-45
12/29	9/--	vs. Seton Hall (n)	W, 85-63

1/5	8/--	Michigan State	L, 59-61
1/8	8/--	Michigan	W, 79-72
1/13	12/--	at Northwestern	W, 66-57
1/15	12/--	Iowa State	W, 73-56
1/20	10/16	at Minnesota	W, 68-52
1/22	10/--	at Wisconsin	W, Forfeit
1/27	14/--	Ohio State##	L, 83-89

1/29	14/2	Indiana	W, 63-48
2/3	13/--	at Illinois	L, 61-62
2/5	13/--	at Purdue	L, 57-60
2/10	20/18	Purdue	W, 55-46
2/12	20/--	Illinois	W, 68-66
2/16	16/2	at Indiana	W, 58-57
2/19	16/20	at Ohio State	L, 69-85
2/24	17/--	Wisconsin	W, 93-63
2/27	17/--	Minnesota	L, 69-71
3/3		Northwestern	W, 63-50
3/10		at Michigan	L, 60-66
3/12		at Michigan State	W, 75-57

NCAA Tournament (Midwest)

3/17		vs. Utah State (n)	W, 64-59
3/19	--/12	vs. Missouri (n)	W, 77-63
3/25	--/13	vs. Villanova (n)	L, 54-55

Coach George Raveling**1983-84 (13-15, 6-12 Big Ten/T-7th)**

Pos.	#	Starters	Ppg
F	42	Michael Payne (Jr.)	9.3
F	34	Craig Anderson (Sr.)	4.1
C	41	Greg Stokes (Jr.)	14.9
G	15	Steve Carfino (Sr.)	11.7
G	14	Andre Banks (So.)	4.5
Reserves			
C	54	Brad Lohaus (So.)	6.8
G	25	Todd Berkenpas (Jr.)	3.9
F	35	Bryan Boyle (So.)	2.0

Date	AP Rank UI/Opp	Opponent	Result
11/26	7/--	Illinois Wesleyan	W, 86-60

Hawkeye Invitational

12/2	5/--	Baylor	W, 67-44
12/3	5/10	Oregon State	W, 56-45

12/7	5/--	at Louisville	L, 58-79
12/10	5/18	at Oregon State	L, 48-53
12/19		Colorado	W, 72-56
12/21		Drake	W, 66-43

Winston Tire Classic

12/29		at USC	W, 62-61
12/30	--/17	vs. Memphis (n)	W, 73-66

1/4		at Michigan State	L, 72-73
1/7		at Michigan	L, 49-53
1/12		Northwestern	W, 42-39
1/14		at Iowa State##	L, 72-76
1/19		Minnesota	L, 49-56
1/21		Wisconsin	W, 75-62
1/26		at Ohio State	L, 54-65
1/28		at Indiana	L, 47-54
2/2	--/8	Illinois##	L, 52-54
2/4	--/16	Purdue	L, 46-48
2/9	--/11	at Purdue	L, 58-79
2/12	--/8	at Illinois	L, 53-73
2/16	--/17	Indiana	L, 45-49
2/18		Ohio State	W, 74-60
2/23		at Wisconsin	W, 63-55
2/25		at Minnesota	W, 62-50
3/1		at Northwestern	W, 57-48
3/7		Michigan	L, 46-53
3/11		Michigan State	L, 44-51

1984-85 (21-11, Big Ten 10-8/5th)

Pos.	#	Starters	Ppg
F	3	Gerry Wright (So.)	9.7
F	42	Michael Payne (Sr.)	7.1
C	41	Greg Stokes (Sr.)	19.9
G	20	Jeff Moe (Fr.)	7.7
G	25	Todd Berkenpas (Sr.)	5.7
Reserves			
G	14	Andre Banks (Jr.)	6.6
F	44	Al Lorenzen (Fr.)	6.2
F	4	Bill Jones (Fr.)	4.2

Date	AP Rank UI/Opp	Opponent	Result
11/24		Arkansas-Little Rock	W, 76-47
11/26		Gonzaga	W, 62-40

11/28		Morehead State	W, 89-46
12/1		George Mason	W, 111-82
12/4		Iowa State	L, 50-54

Hawkeye Invitational

12/7		Boston University	W, 67-53
12/8		Texas Tech	W, 58-48

12/12		Georgia State	W, 89-40
12/15		Illinois Wesleyan	W, 99-39
12/22		South Carolina	W, 88-78

Rainbow Classic

12/25		vs. Maryland (n)#	L, 68-70
12/27		vs. Cornell - NY (n) #	W, 59-56
12/28		vs. Arkansas (n)	W, 71-52

1/3		Purdue	W, 75-63
1/5	--/6	Illinois	W, 64-60
1/12	19/--	at Minnesota	L, 57-65
1/17	--/19	at Michigan State	W, 79-65
1/19		at Michigan###	L, 67-69
1/24		Northwestern	W, 66-47
1/26		Wisconsin	W, 105-65
1/31		at Indiana	W, 72-59
2/2		at Ohio State	W, 67-58
2/6	12/--	Minnesota	W, 70-65
2/14	11/3	Michigan	L, 52-56
2/16	11/--	Michigan State	L, 55-57
2/20	14/--	at Wisconsin	L, 53-54
2/23	14/--	at Northwestern	L, 58-78
2/28		Ohio State	W, 87-82
3/3		Indiana	W, 70-50
3/7		at Illinois#	L, 53-59
3/9		at Purdue	L, 54-60

NCAA Tournament (West)

3/14		vs. Arkansas (n)	L, 54-63
------	--	------------------	----------

1985-86 (20-12, Big Ten 10-8/6th)

Pos.	#	Starters	Ppg
F	3	Gerry Wright (Jr.)	10.7
F	23	Roy Marble (Fr.)	12.5
C	44	Al Lorenzen (So.)	10.0
G	14	Bill Jones (So.)	9.6
G	4	Andre Banks (Sr.)	10.3
Reserves			
G	20	Jeff Moe (So.)	6.0
F	25	Ed Horton (Fr.)	3.7
C	54	Brad Lohaus (Jr.)	3.6

Date	AP Rank UI/Opp	Opponent	Result
11/22		at Hawaii-Hilo	W, 80-69
11/23		at Hawaii-Pacific	W, 85-68
11/25		vs. Arkansas-Little Rock# (n)	W, 108-99
11/30		Ablene Christian	W, 92-62
12/3	18/--	at Drake	W, 55-43

12/6	18/--	Arkansas State	L, 62-66
12/7	18/--	Lehigh	W, 89-68
12/10		at Iowa State	L, 61-74
12/14		Furman	W, 81-61
12/23		at Gonzaga	W, 84-64

Hawkeye Invitational

12/6	18/--	Arkansas State	L, 62-66
12/7	18/--	Lehigh	W, 89-68

12/10		at Iowa State	L, 61-74
12/14		Furman	W, 81-61
12/23		at Gonzaga	W, 84-64

Far West Classic

12/27		vs. Tampa (n)	W, 54-45
12/28		vs. Boston University (n)	W, 76-71
12/29		vs. St. Joseph's (n)	L, 56-60

1/2		at Purdue#	L, 73-76
1/4	--/14	at Illinois	W, 60-59
1/11		Minnesota	W, 75-62
1/16		Michigan State	W, 82-71
1/18	--/2	Michigan	L, 57-61
1/23		at Northwestern	W, 76-43
1/25		at Wisconsin	L, 63-69
1/30	--/15	Indiana	W, 79-69
2/1		Ohio State	W, 86-75
2/9		at Minnesota	L, 60-65
2/13		at Michigan State	L, 73-83
2/15	--/10	at Michigan	L, 66-82
2/20		Wisconsin	W, 101-48



2/22		Northwestern	W, 76-45
2/26		at Ohio State	L, 74-81
3/2	--/16	at Indiana	L, 73-80
3/6	--/19	Illinois	W, 57-53
3/8		Purdue	W, 77-64

NCAA Tournament (Midwest)			
3/14	--/20	vs. NC State (n)	L, 64-66

Coach Tom Davis

1986-87 (30-5, 14-4 Big Ten/3rd)			
Pos.	#	Starters	Ppg
F	25	Ed Horton (So.)	7.8
F	23	Roy Marble (So.)	14.9
C	54	Brad Lohaus (Sr.)	11.3
G	35	Kevin Gamble (Sr.)	11.9
G	10	B.J. Armstrong (So.)	12.4
Reserves			
G	20	Jeff Moe (Jr.)	11.1
F	3	Gerry Wright (Sr.)	6.5
F	44	Al Lorenzen (Jr.)	4.0

Date	AP Rank UI/Opp	Opponent	Result
Great Alaska Shootout			
11/28	10/--	at Alaska-Anchorage (n)	W, 91-81
11/29	10/17	vs. N.C. State (n) #	W, 90-89
11/30	10/--	vs. Northeastern (n)	W, 103-80

12/3	5/--	Missouri-St. Louis	W, 89-64
------	------	--------------------	----------

Hawkeye Invitational			
12/5	5/--	Delaware	W, 95-47
12/6	5/--	Loyola-Marymount	W, 103-80
12/9	4/--	BYU	W, 86-75
12/13	4/--	at Drake	W, 69-62
12/20	3/--	Iowa State	W, 89-64
12/22	3/--	Rider	W, 104-71

Anteater Classic			
12/28	3/--	vs. Portland (n)	W, 84-65
12/29	3/--	at UC-Irvine	W, 105-103

1/3	3/--	Northwestern	W, 80-44
1/5	2/--	Wisconsin	W, 78-63
1/10	2/--	at Minnesota	W, 78-57
1/14	2/8	at Illinois#	W, 91-88
1/19	2/6	at Purdue	W, 70-67
1/22	1/3	Indiana	W, 101-88
1/24	1/--	Ohio State	L, 76-80
1/29	2/--	at Michigan State	W, 89-75
1/31	2/--	at Michigan	L, 92-100
2/4	4/--	Minnesota	W, 78-47
2/7	4/--	at Arizona	W, 89-80
2/12	4/7	Purdue	L, 73-80
2/14	4/11	Illinois	W, 66-61
2/18	7/--	at Ohio State	W, 82-80
2/21	7/2	at Indiana	L, 75-84
2/26	7/--	Michigan State	W, 93-64
2/28	7/--	Michigan	W, 95-85
3/5	6/--	at Northwestern	W, 103-76
3/8	6/--	at Wisconsin	W, 81-71

NCAA Tournament (West)			
3/13	6/--	vs. Santa Clara (n)	W, 99-76
3/15	6/--	vs. UTEP (n)	W, 84-82
3/20	6/17	vs. Oklahoma (n)	W, 93-91
3/22	6/1	vs. UNLV (n)	L, 81-84

1987-88 (24-10, Big Ten 12-6/T-3rd)			
Pos.	#	Starters	Ppg
F	40	Kent Hill (Sr.)	7.4
F	23	Roy Marble (Jr.)	15.4
C	25	Ed Horton (Jr.)	11.3
G	14	Bill Jones (Sr.)	13.0
G	10	B.J. Armstrong (Jr.)	17.4
Reserves			
G	20	Jeff Moe (Sr.)	12.9
G	11	Michael Reaves (Sr.)	5.5
F	44	Al Lorenzen (Sr.)	10.6

Date	AP Rank UI/Opp	Opponent	Result
Maui Invitational			
11/27	11/--	vs. Stanford (n)	W, 78-75
11/28	11/7	vs. Kansas (n)	W, 100-81
11/29	11/--	vs. Villanova (n)	W, 97-74

12/1	6/--	Drake	W, 70-59
------	------	-------	----------

Hawkeye Invitational			
12/4	6/--	Navy	W, 91-61
12/5	6/--	UC-Irvine	W, 124-88

12/12	3/4	Arizona	L, 59-66
12/19	7/20	at Iowa State#	L, 100-102
12/21	7/--	Pan American	W, 110-64

All-College Tournament			
12/29	14/--	vs. Illinois State (n)	L, 88-89
12/30	14/--	vs. Oral Roberts (n)	W, 126-94

1/6	16/12	Indiana	W, 84-70
1/9	16/10	at Purdue	L, 79-80
1/11	17/--	Lafayette	W, 109-68
1/14	17/--	at Ohio State	L, 83-87
1/16	17/--	Northwestern	W, 92-68
1/21	19/13	Illinois	W, 93-79
1/23	19/--	Dartmouth	W, 102-87
1/25	16/--	at Wisconsin	W, 104-89
1/30	16/--	Minnesota	W, 76-51
2/3	13/11	at Michigan	L, 103-120
2/6	13/--	Michigan State	W, 101-72
2/10	13/--	Ohio State	W, 92-75
2/15	13/2	Purdue	L, 66-73
2/20	13/--	at Minnesota	W, 107-86
2/24	13/--	at Northwestern	W, 91-74
2/27	13/7	Michigan	W, 95-87
3/3	11/--	at Michigan State	W, 103-87
3/6	11/--	at Illinois	L, 81-94
3/10	15/--	Wisconsin	W, 103-70
3/12	15/--	at Indiana	L, 89-116

NCAA Tournament (West)			
3/18	15/--	vs. Florida State (n)	W, 102-98
3/20	15/7	vs. UNLV (n)	W, 104-86
3/25	15/3	vs. Arizona (n)	L, 79-99

1988-89 (23-10, Big Ten 10-8/4th)			
Pos.	#	Starters	Ppg
F	25	Ed Horton (Sr.)	18.3
F	32	Ray Thompson (Fr.)	11.5
C	51	Les Jepsen (Jr.)	4.2
G	23	Roy Marble (Sr.)	20.5
G	10	B.J. Armstrong (Sr.)	18.6
Reserves			
F	50	Matt Bullard (Jr.)	9.1
G	24	James Moses (Fr.)	5.4
F	34	Wade Lookingbill (Fr.)	3.0

Date	AP Rank UI/Opp	Opponent	Result
11/26	7/--	McNeese State	W, 77-56
11/29	6/--	at Drake	W, 96-72

Hawkeye Invitational			
12/2	6/--	Brown	W, 109-61
12/3	6/--	Georgia	W, 102-76

12/6	5/--	UNI	W, 95-76
12/10	5/--	Iowa State	W, 91-71
12/12	4/--	Jackson State	W, 86-71
12/14	4/--	Central Florida	W, 102-68

Chaminade Classic			
12/23	4/--	vs. Eastern Illinois (n)	W, 89-71
12/24	4/--	vs. Saint Louis (n)	W, 83-80
12/25	4/--	vs. UC-Riverside (n)	L, 92-110

12/30	9/--	SW Texas State	W, 96-77
1/5	9/--	at Michigan State	W, 93-82
1/7	9/6	at North Carolina	W, 98-97
1/14	5/--	at Minnesota	L, 78-80
1/19	7/16	at Ohio State	L, 91-102
1/21	7/--	at Purdue	W, 67-66
1/26	12/--	Wisconsin	W, 78-70
1/30	9/17	at Indiana	L, 89-104
2/2	9/--	Northwestern	W, 102-84
2/5	9/2	Illinois	W, 86-82
2/9	8/10	Michigan##	L, 107-108
2/11	8/--	at Wisconsin	L, 54-65
2/13	15/16	Ohio State	W, 83-75
2/18	15/--	Minnesota	W, 99-61
2/22	14/--	at Northwestern	W, 89-84
2/26	14/--	Purdue	W, 84-67
3/2	11/--	Michigan State	L, 81-83
3/4	11/10	at Michigan	L, 96-119
3/8	15/4	at Illinois	L, 94-118
3/11	15/6	Indiana	W, 87-70

NCAA Tournament (East)			
3/17		vs. Rutgers (n)	W, 87-73
3/19	15/17	vs. N.C. State (n)##	L, 96-102

1989-90 (12-16, 4-14 Big Ten/8th)			
Pos.	#	Starters	Ppg
F	45	Michael Ingram (Sr.)	5.4
F	34	Wade Lookingbill (So.)	6.7
C	51	Les Jepsen (Sr.)	14.9
G	24	James Moses (So.)	13.0
G	11	Troy Skinner (So.)	5.0
Reserves			
F	50	Matt Bullard (Sr.)	11.4
C	55	Acie Earl (Fr.)	6.0
F	15	Rodell Davis (So.)	4.1

Date	AP Rank UI/Opp	Opponent	Result
11/24		Texas Southern	W, 80-64
11/28		Drake	W, 68-54

Hawkeye Invitational			
12/1		Ohio University	W, 75-49
12/2		UC-Santa Barbara	W, 85-79

12/7		at Iowa State	W, 89-87
12/9	--/17	North Carolina	W, 87-74
12/18	21/--	Drexel	W, 59-50
12/23	16/13	at UNLV	L, 80-97
12/30	18/--	Monmouth (NJ)	W, 55-46
1/3	20/--	at UNI	L, 74-77
1/6		Ohio State	L, 73-79
1/11		at Wisconsin#	L, 69-73
1/13		at Michigan State	L, 80-87
1/18	--/14	Indiana	L, 79-83
1/20	--/6	Michigan#	W, 78-76
1/25	--/21	at Minnesota	L, 72-84
1/27	--/13	at Purdue	L, 59-80
1/29	--/11	Illinois	W, 69-67
2/3		Northwestern	W, 98-80
2/8		at Ohio State	L, 80-98
2/10		Wisconsin	L, 71-80
2/12	--/21	Michigan State	L, 70-80
2/17		at Indiana	L, 71-118
2/22		at Northwestern	L, 66-72
2/24	--/18	Minnesota	L, 80-102
2/28	--/9	Purdue	W, 64-63
3/4	--/18	at Illinois	L, 85-118
3/10		at Michigan	L, 96-127

**1990-91 (21-11, 9-9 Big Ten/T-5th)**

Pos.	#	Starters	Ppg
F	40	Chris Street (Fr.)	5.0
F	24	James Moses (Sr.)	12.0
C	55	Acie Earl (So.)	16.3
G	20	Val Barnes (So.)	11.5
G	11	Troy Skinner (Jr.)	7.7
Reserves			
F	15	Rodell Davis (Jr.)	7.9
G	10	Kevin Smith (Fr.)	5.0
F	42	Jay Webb (So.)	4.8

Date	AP Rank UI/Opp	Opponent	Result
Dodge Preseason NIT			
11/15	--/19	Temple	W, 73-71
11/17		at Notre Dame	L, 68-77

11/27		at Drake	W, 80-61
-------	--	----------	----------

Hawkeye Invitational

11/30		Colgate	W, 80-59
12/1		Creighton	W, 83-77

12/4		UNI	W, 72-68
12/8		Iowa State	W, 75-73
12/15		UMBC	W, 98-81
12/18		Chicago State	W, 93-70
12/22	--/5	UCLA	W, 88-71
12/28	23/--	at Hawaii-Hilo	W, 78-65
12/30	23/--	at Chaminade	W, 104-64
1/3	22/6	at Ohio State	L, 59-63
1/5	22/25	Michigan State	W, 79-66
1/10	22/--	Michigan	W, 79-78
1/12	22/--	at Minnesota	L, 77-79
1/17	24/--	at Wisconsin	L, 79-91
1/19	24/3	Indiana	L, 79-99
1/28		at Illinois	L, 50-53
1/31		at Purdue	W, 78-69
2/2		Northwestern	W, 82-66
2/7	--/25	at Michigan State	W, 71-67
2/9		at Michigan	L, 70-84
2/14		Minnesota	W, 82-69
2/16		Wisconsin	L, 55-56
2/21	--/4	at Indiana#	W, 80-79
2/23		Illinois	L, 74-79
3/2		Purdue	L, 65-70
3/7		at Northwestern	W, 79-76
3/10	--/2	Ohio State	W, 80-69

Date	AP Rank UI/Opp	Opponent	Result
NCAA Tournament (Midwest)			
3/14		vs. East Tennessee State (n)	W, 76-73
3/16	--/6	vs. Duke (n)	L, 70-85

1991-92 (19-11, 10-8 Big Ten/5th)

Pos.	#	Starters	Ppg
F	40	Chris Street (So.)	10.6
F	24	James Moses (Sr.)	13.9
C	55	Acie Earl (Jr.)	19.5
G	20	Val Barnes (Jr.)	11.5
G	10	Kevin Smith (So.)	5.4
Reserves			
F	15	Rodell Davis (Sr.)	5.0
F	34	Wade Lookingbill (Jr.)	4.7
G	11	Troy Skinner (Sr.)	4.1

Date	AP Rank UI/Opp	Opponent	Result
11/23	21/--	UMES	W, 101-45
11/26	21/--	Western Illinois	W, 95-58
12/3	21/--	Drake	W, 83-56

Hawkeye Invitational

12/6	21/--	Army	W, 74-39
12/7	21/--	Louisiana Tech	W, 84-65

12/10	16/--	at UNI	W, 108-85
12/14	16/--	at Iowa State	L, 84-98

Tampa Tribune Holiday Invitational

12/27	23/--	vs. Butler (n)	W, 114-92
12/28	23/--	vs. South Florida (n)	L, 78-85

1/4		Centenary	W, 121-76
1/9	--/11	Michigan#	L, 77-80

1/11		at Purdue#	L, 69-77
1/15		Illinois	W, 74-69
1/19	--/4	at Ohio State	L, 81-85
1/22		at Northwestern	W, 78-71
1/29		Wisconsin	W, 73-66
2/1		Minnesota	W, 87-70
2/6	--/11	Michigan State	W, 77-63
2/9	--/6	at Indiana	L, 66-81
2/12	--/17	at Michigan	L, 74-79
2/15		Purdue	W, 80-68
2/18	--/6	Ohio State	W, 92-86
2/23		at Illinois#	L, 72-77
2/25		at Minnesota	W, 79-64
3/4		Indiana	L, 60-64
3/7		at Wisconsin	W, 70-65
3/11		Northwestern	W, 69-66
3/15	--/16	at Michigan State	L, 53-64

Date	AP Rank UI/Opp	Opponent	Result
NCAA Tournament (East)			
3/19		vs. Texas (n)	W, 98-92
3/21	--/1	vs. Duke (n)	L, 62-75

1992-93 (23-9, 11-7 Big Ten/T-3rd)

Pos.	#	Starters	Ppg
F	34	Wade Lookingbill (Sr.)	7.4
F	23	James Winters (Jr.)	8.6
C	55	Acie Earl (Sr.)	16.9
G	20	Val Barnes (Sr.)	14.7
G	10	Kevin Smith (Jr.)	5.0
Reserves			
F	3	Kenyon Murray (Fr.)	6.7
F	52	Russ Millard (Fr.)	5.2
C	42	Jay Webb (Sr.)	4.2

Date	AP Rank UI/Opp	Opponent	Result
12/1	10/--	Mississippi Valley State	W, 100-69

Hawkeye Invitational

12/4	10/--	Texas-Pan American	W, 85-29
12/5	10/--	Mississippi State	W, 69-54

12/8	8/--	UNI	W, 64-44
12/12	8/--	Iowa State	W, 78-51

San Juan Shootout

12/20	8/--	vs. American University (n)	W, 101-47
12/21	8/--	vs. Eastern Michigan (n)	W, 103-66
12/22	8/--	vs. Southern Illinois (n)	W, 90-70

12/28	8/--	Texas Southern	W, 91-70
1/2	8/--	Central Conn. State	W, 104-58
1/4	8/--	at Drake	W, 80-65
1/6	8/5	at Indiana	L, 67-75
1/9	8/--	at Ohio State	L, 81-92
1/13	13/19	Minnesota	W, 84-77
1/16	13/3	at Duke	L, 56-65
1/28	11/--	at Michigan State#	W, 96-90
1/31	11/5	Michigan	W, 88-80
2/4	9/--	at Illinois	L, 77-78
2/6	9/1	Indiana	L, 66-73
2/13	13/--	at Minnesota	L, 85-91
2/16	20/--	Ohio State	W, 68-54
2/20	20/--	at Northwestern	W, 75-63
2/22	18/--	at Penn State	W, 74-58
2/24	18/--	Penn State	W, 58-38
2/27	18/--	Michigan State	W, 66-64
3/2	15/4	at Michigan	L, 73-82
3/6	15/24	at Purdue	L, 58-69
3/8	17/--	Northwestern	W, 56-50
3/10	17/--	Wisconsin	W, 91-65
3/13	17/--	Illinois	W, 63-53

NCAA Tournament (Southeast)

3/19	17/--	vs. Northeast Louisiana (n)	W, 82-69
3/21	17/12	vs. Wake Forest (n)	L, 78-84

1993-94 (11-16, 5-13 Big Ten/T-10th)

Pos.	#	Starters	Ppg
F	4	Jess Settles (Fr.)	15.3
F	3	Kenyon Murray (So.)	12.3
F	23	James Winters (Sr.)	18.0
G	44	Jim Bartels (Jr.)	11.5
G	13	Mon'ter Gasper (So.)	4.8
Reserves			
F	52	Russ Millard (So.)	11.2
G	14	Chris Kingsbury (Fr.)	8.2
G	11	Kevin Skillett (Jr.)	2.0

Date	AP Rank UI/Opp	Opponent	Result
11/30		Drake	W, 90-86

Hawkeye Invitational

12/3		Lehigh	W, 104-77
12/4		Long Beach State	W, 101-79

12/7		at UNI	W, 81-76
12/11		at Iowa State	L, 79-86
12/20		Dartmouth	W, 104-65
12/22	--/3	Duke	L, 76-79
12/29		at Cal-Irvine	L, 78-86
1/2		Eastern Illinois	W, 91-52
1/4		at Ohio State	L, 68-72
1/8	--/13	Michigan	L, 70-71
1/11	--/11	Indiana	L, 75-89
1/19		at Illinois	L, 90-105
1/22		Penn State	W, 81-70
1/26		at Northwestern	W, 86-76
1/29		at Michigan State	L, 84-87
2/2	--/22	Minnesota	W, 92-88
2/6	--/8	Purdue	L, 78-87
2/12	--/12	at Indiana	L, 91-93
2/16	--/7	at Michigan	L, 76-89
2/19		Illinois	W, 83-69
2/23		at Penn State	L, 80-89
2/26		Northwestern	L, 74-80
3/2		Michigan State	L, 72-80
3/5	--/18	at Minnesota###	L, 96-107
3/9		at Wisconsin	L, 71-95
3/12		Ohio State	W, 83-74

1994-95 (21-12, 9-9 Big Ten/T-7th)

Pos.	#	Starters	Ppg
F	4	Jess Settles (So.)	15.6
F	3	Kenyon Murray (Jr.)	11.5
F	44	Jim Bartels (Sr.)	11.2
G	14	Chris Kingsbury (So.)	16.8
G	5	Andre Woolridge (So.)	14.0
Reserves			
F	52	Russ Millard (Jr.)	5.2
F	42	Ryan Bowen (Fr.)	4.6
G	13	Mon'ter Gasper (Jr.)	3.9

Date	AP Rank UI/Opp	Opponent	Result
11/25		Morgan State	W, 126-79
11/29		at Drake	W, 103-68

Hawkeye Invitational

12/2		Pepperdine	W, 99-63
12/3	--/14	Ohio University	W, 91-75

12/7		UNI	W, 80-48
12/10		Iowa State	L, 63-76
12/17		Long Island	W, 102-72
12/20		Western Carolina	W, 85-60
12/23		at BYU-Hawaii	W, 61-57

Rainbow Classic

12/27	--/7	vs. Duke (n)	W, 81-71
12/29		vs. Hawai'i (n)	W, 84-82
12/30	--/3	vs. Arkansas (n)	L, 92-101

1/4	22/--	Indiana	W, 74-55
1/7	22/14	at Michigan State	L, 68-69
1/11	19/--	at Michigan##	L, 82-83
1/14	19/--	Purdue	L, 83-84
1/21		Wisconsin	W, 96-84
1/25		at Ohio State	W, 81-66
1/28		Minnesota	L, 54-55
2/1		Illinois	L, 74-79

2/4		at Penn State	L, 64-74
2/9		Northwestern	W, 116-77
2/11		at Illinois#	L, 97-104
2/15	--/24	at Minnesota	W, 74-70
2/18		Ohio State	W, 85-66
2/22		at Wisconsin	W, 84-77
3/1	--/17	at Purdue	L, 85-92
3/5		Michigan	W, 89-69
3/8	--/9	Michigan State	W, 79-78
3/12		at Indiana	L, 79-110

National Invitation Tournament

3/15		vs. DePaul (n)	W, 97-86
3/21		Ohio University	W, 66-62
3/23		Penn State	L, 64-67

1995-96 (23-9, 11-7 Big Ten/4th)

Pos.	#	Starters	Ppg
F	3	Kenyon Murray (Sr.)	9.5
F	4	Jess Settles (Jr.)	15.1
C	52	Russ Millard (Sr.)	13.7
G	5	Andre Woolridge (Jr.)	13.1
G	13	Mon'ter Gasper (Sr.)	4.6
Reserves			
F	52	Ryan Bowen (So.)	5.5
F	44	J.R. Koch (Fr.)	3.4
G	14	Chris Kingsbury (Jr.)	11.9

Date	AP Rank UI/Opp	Opponent	Result
Great Alaska Shootout			
11/22	10/--	vs. Ohio University (n)	W, 78-51
11/24	10/6	vs. Connecticut (n) #	W, 101-95
11/25	10/--	vs. Duke (n)	L, 81-88
11/28	11/--	Drake	W, 98-66

Super Chevy Shootout

12/1	11/--	East Tennessee State	W, 104-58
12/2	11/--	Colgate	W, 79-59

12/5	12/--	at UNI	W, 78-73
12/9	12/--	at Iowa State	W, 56-50
12/16	9/--	Texas Southern	W, 110-67
12/20	10/--	Western Illinois	W, 93-41
12/23	10/--	Morehead State	W, 82-57
12/28	10/--	at Colorado	W, 100-85
1/3	10/--	at Purdue+	L, 61-85
1/6	10/--	Minnesota	W, 92-63
1/10	11/--	Ohio State	W, 81-53
1/13	11/--	at Wisconsin	L, 71-80
1/18	16/--	Illinois	W, 82-79
1/20	16/--	at Michigan State	L, 60-62
1/28	22/16	Michigan	W, 70-61
1/30	16/--	at Indiana	L, 73-76
2/3	16/10	Penn State#	L, 87-95
2/7	19/--	at Northwestern	W, 88-77
2/11	19/--	Indiana	W, 76-50
2/13	19/--	at Michigan	W, 62-55
2/21	19/--	Michigan State	W, 83-47
2/24	18/--	at Illinois	L, 86-91
2/28	20/--	Wisconsin	W, 69-54
3/2	20/--	at Ohio State	W, 73-64
3/6	19/--	at Minnesota	L, 64-72
3/9	19/4	Purdue	W, 56-52

NCAA Tournament (West)

3/15	19/--	vs. George Washington (n)	W, 81-79
3/17	19/11	vs. Arizona (n)	L, 73-87

1996-97 (22-10, 12-6 Big Ten/T-2nd)

Pos.	#	Starters	Ppg
F	42	Ryan Bowen (Jr.)	11.8
G	45	Darryl Moore (Jr.)	5.2
C	13	Guy Rucker (Fr.)	10.6
G	32	Kent McCausland (So.)	8.6
G	5	Andre Woolridge (Sr.)	20.2
Reserves			
F	44	J.R. Koch (So.)	8.0
F	4	Jess Settles (Jr.)	11.3
G	24	Ryan Luehrsmann (Fr.)	3.5

Date	AP Rank UI/Opp	Opponent	Result
11/22	23/--	vs. Western Illinois (n)	W, 81-66

Maui Invitational

11/25		vs. California (n)	L, 59-75
11/26		vs. LSU (n) +	L, 60-70
11/27		at Chaminade	W, 67-37

12/3		at Drake	W, 79-59
------	--	----------	----------

Super Chevy Shootout

12/6		Grambling State	W, 93-73
12/7		LaSalle	W, 65-60

12/10		UNI	W, 72-63
12/14	--/6	Iowa State	L, 74-81
12/21		Missouri	W, 88-77
12/27		Austin Peay	W, 90-58
12/29		Cal-Northridge	W, 90-65
1/2		Northwestern	W, 72-55
1/4		at Penn State	W, 69-57
1/7		at Purdue	W, 59-56
1/11		Wisconsin	W, 78-53
1/15		Ohio State	W, 76-62
1/19	--/18	at Michigan	L, 71-79
1/23	--/8	at Minnesota	L, 51-66
1/29		Illinois	W, 82-65
2/4	25/24	Indiana	W, 75-67
2/9		at Illinois	L, 51-66
2/12		at Michigan State	L, 67-69
2/15	--/3	Minnesota	L, 66-68
2/20	--/18	Michigan	W, 80-75
2/22		at Ohio State	W, 69-56
2/26		at Wisconsin	L, 48-49
3/1		Purdue	W, 84-62
3/5		Penn State	W, 81-55
3/8		at Northwestern	W, 75-59

NCAA Tournament (West)

3/13		vs. Virginia (n)	W, 73-60
3/15	--/6	vs. Kentucky (n)	L, 69-75

1997-98 (20-11, 9-7 Big Ten/T-5th)

Pos.	#	Starters	Ppg
F	23	Ricky Davis (Fr.)	15.0
F	45	Darryl Moore (Sr.)	7.1
C	42	Ryan Bowen (Sr.)	14.4
G	20	Dean Oliver (Fr.)	8.8
G	32	Kent McCausland (Jr.)	9.6
Reserves			
F	44	J.R. Koch (Jr.)	6.9
C	13	Guy Rucker (So.)	6.9
G	24	Ryan Luehrsmann (So.)	4.0
G	30	Kyle Galloway (Fr.)	4.2

Date	AP Rank UI/Opp	Opponent	Result
11/14	15/--	Chicago State	W, 105-60
11/16	15/--	North Texas	W, 112-64
11/29	14/--	Long Island	W, 101-69
12/2	10/--	Drake	W, 90-60

Super Chevy Shootout

12/5	10/--	Rice	W, 81-52
12/6	10/--	Weber State	W, 81-56

12/9	10/--	at UNI	L, 78-84
12/13	10/--	at Iowa State	W, 60-59

San Juan Christmas Shootout

12/21	15/--	vs. Puerto Rico-Mayaguez (n)	W, 96-37
12/22	15/--	vs. Southern Mississippi (n)	W, 82-58
12/23	15/--	vs. St. Bonaventure (n)	W, 81-67

12/28	15/--	Bucknell	W, 91-52
12/31	14/--	at Indiana	W, 89-76
1/3	11/--	Northwestern	W, 91-57
1/8	11/--	Illinois	L, 64-76
1/14	13/--	at Ohio State	W, 61-46
1/18	13/--	at Minnesota	W, 82-69
1/21	10/--	Michigan State	L, 57-78
1/24	10/--	at Missouri#	L, 79-80
1/28	16/--	at Penn State	L, 65-67
2/1	16/19	Michigan	L, 66-80
2/3	24/--	at Wisconsin	W, 79-76
2/7	24/16	at Michigan State	L, 64-75
2/12		Minnesota	L, 71-73
2/14		Ohio State	W, 82-70
2/18	--/5	Purdue	W, 88-69
2/22	--/23	at Illinois	L, 72-79
2/25		at Northwestern	W, 75-55
2/28		Indiana	W, 84-70

Big Ten Tournament

3/6		vs. Michigan (n)	L, 66-77
-----	--	------------------	----------

National Invitation Tournament

3/11		Georgia	L, 93-100
------	--	---------	-----------

1998-99 (20-10, 9-7 Big Ten/T-3rd)

Pos.	#	Starters	Ppg
F	4	Jess Settles (Sr.)	9.8
F	3	Jason Bauer (Sr.)	2.6
C	44	J.R. Koch (Sr.)	10.4
G	20	Dean Oliver (So.)	11.9
G	32	Kent McCausland (Sr.)	8.6
Reserves			
F	13	Guy Rucker (Jr.)	6.7
C	14	Jacob Jaacks (Jr.)	6.8
G	34	Joey Range (Fr.)	7.8
G	14	Ryan Luehrsmann (Jr.)	5.8

Date	AP Rank UI/Opp	Opponent	Result
11/15		vs. Western Illinois (n)	W, 74-63
11/19		UNI	W, 83-67
11/25		Creighton	L, 73-75
12/1		at Drake	W, 78-74

Hawkeye Invitational

12/4		South Alabama	W, 82-58
12/5		Detroit Mercy	W, 61-60

12/8	--/10	at Kansas	W, 85-81
12/12		Iowa State	W, 74-54
12/19	25/--	Missouri	W, 82-68
12/23	21/--	Coppin State	W, 87-73
12/31	21/8	Indiana	W, 67-52
1/3	21/--	at Northwestern	W, 52-48
1/7	17/11	Illinois	W, 84-62
1/12	12/21	at Ohio State	W, 71-68
1/16	12/19	at Minnesota	L, 70-75
1/21	14/11	at Michigan State	L, 65-80
1/23	14/15	Wisconsin	L, 52-72
1/27	16/--	Penn State	W, 84-74
1/30	16/--	at Michigan	W, 81-68
2/4	14/18	at Purdue	L, 75-90
2/6	14/8	Michigan State	L, 81-95
2/10	19/22	Minnesota	W, 76-73
2/13	19/13	Ohio State	L, 69-73
2/21	20/--	at Illinois	W, 78-72
2/23	18/--	Northwestern	W, 65-48
2/27	18/20	at Indiana	L, 81-88

Big Ten Tournament

3/5	20/19	vs. Wisconsin (n)	L, 60-74
-----	-------	-------------------	----------

NCAA Tournament (West)

3/11	20/--	vs. UAB (n)	W, 77-64
3/13	20/22	vs. Arkansas (n)	W, 82-72
3/18	20/3	vs. Connecticut (n)	L, 68-78

**Coach Steve Alford****1999-2000 (14-16, 6-10 Big Ten/T-8th)**

Pos.	#	Starters	Ppg
F	1	Rob Griffin (Jr.)	14.4
F	23	Duez Henderson (So.)	7.4
C	14	Jacob Jaacks (Sr.)	10.6
G	20	Dean Oliver (Jr.)	12.9
G	32	Ryan Luehrsmann (Sr.)	6.6
Reserves			
G	30	Kyle Galloway (So.)	6.1
F	25	Rod Thompson (So.)	3.4
F	13	Joe Fermino (Jr.)	2.3
G	11	Jason Price (Sr.)	1.9

Date	AP Rank UI/Opp	Opponent	Result
IKON Coaches vs. Cancer Classic			
11/11	--/1	vs. Connecticut (n)	W, 70-68
11/12		vs. Stanford (n)	L, 58-72
11/21	22/--	Eastern Illinois	W, 95-79
11/27	23/--	at Creighton	L, 76-85
11/30	--/24	vs. Maryland (n)	L, 65-83

Gazette Hawkeye Challenge

12/3		Texas Southern	W, 73-51
12/4		Ohio University	W, 86-66

12/7		at UNI	W, 67-59
12/11		at Iowa State	L, 59-66
12/18		at Missouri	L, 61-72
12/28		Drake##	W, 83-76
1/5		Northwestern	W, 58-52
1/8	--/11	Michigan State	L, 53-75
1/12		at Minnesota	L, 82-85
1/15		at Penn State	L, 61-73
1/18	--/11	at Indiana	L, 71-74
1/22		Michigan	W, 83-78
1/26		Illinois	L, 58-69
1/29		at Wisconsin	W, 61-55
2/3	--/15	Kansas	W, 77-69
2/5		Purdue	L, 58-84
2/9	--/5	at Ohio State	W, 67-64
2/12		at Illinois	L, 50-78
2/16	--/25	at Purdue	L, 59-67
2/23		Wisconsin	L, 45-54
2/27		Minnesota	W, 71-59
3/1		at Michigan	L, 78-87
3/4		Penn State	W, 86-83

Big Ten Tournament

3/9		vs. Minnesota (n)	W, 81-78
3/10	--/5	vs. Michigan State (n)	L, 65-75

2000-01 (23-12, 7-9 Big Ten/T-6th)

Pos.	#	Starters	Ppg
F	32	Reggie Evans (Jr.)	15.1
G	20	Dean Oliver (Sr.)	13.9
G	24	Luke Recker (Jr.)	18.1
F	23	Duez Henderson (Jr.)	6.3
F	4	Glen Worley (Fr.)	7.5
Reserves			
G	11	Brody Boyd (Fr.)	5.8
C	5	Jared Reiner (Fr.)	3.1
G	2	Ryan Hogan (Jr.)	7.2

Date	AP Rank UI/Opp	Opponent	Result
11/19		UW-Milwaukee	W, 83-79
11/21		at Drake	W, 73-71
11/28		Georgia Tech	W, 85-67

Gazette Hawkeye Challenge

12/1		Tennessee-Chattanooga	W, 79-60
12/2		Tulsa	W, 66-65
12/5		UNI	W, 74-42
12/9		Iowa State	W, 80-68
12/16	22/--	Missouri##	W, 99-94
12/19	19/--	Centenary	W, 72-52
12/23	19/--	at Kansas State	L, 78-86

Rainbow Classic

12/28	23/--	vs. Detroit-Mercy (n)	W, 69-68
12/29	23/6	vs. Tennessee (n)	L, 68-80
12/30	23/--	vs. Saint Louis (n)	W, 68-56

1/6		at Penn State	W, 86-85
1/11	--/7	Illinois	W, 78-62
1/13		at Purdue	W, 83-73
1/16	14/--	at Wisconsin	L, 54-67
1/20	14/--	Michigan	L, 69-70
1/24	21/--	at Minnesota	W, 87-74
1/27	21/--	Indiana	W, 71-66
1/31	18/--	Minnesota	W, 64-55
2/7	14/--	Ohio State	L, 68-69
2/10	14/--	at Northwestern	L, 61-69
2/14	25/--	at Michigan	L, 85-95
2/18	25/5	at Michigan State	L, 70-94
2/21		Purdue#	W, 78-72
2/24	--/3	at Illinois	L, 63-89
3/1		Penn State	L, 73-78
3/3	--/22	Wisconsin	L, 57-59

Big Ten Tournament

3/8		vs. Northwestern (n)	W, 72-55
3/9	--/24	vs. Ohio State (n)	W, 75-66
3/10		vs. Penn State (n)	W, 94-74
3/11		vs. Indiana (n)	W, 63-61

NCAA Tournament (East)

3/15		vs. Creighton (n)	W, 69-56
3/17	--/15	vs. Kentucky (n)	L, 79-92

2001-02 (19-16, 5-11 Big Ten/T-8th)

Pos.	#	Starters	Ppg
F	32	Reggie Evans (Sr.)	15.4
C	53	Sean Sonderleiter (So.)	2.2
G	1	Chauncey Leslie (Jr.)	6.1
G	3	Pierre Pierce (Fr.)	7.1
G	24	Luke Recker (Sr.)	17.1
Reserves			
F	4	Glen Worley (So.)	7.3
F	23	Duez Henderson (Sr.)	4.5
C	5	Jared Reiner (So.)	3.1
G	11	Brody Boyd (So.)	3.9
G	2	Ryan Hogan (Sr.)	5.3

Date	AP Rank UI/Opp	Opponent	Result
11/13	9/--	UMES	W, 89-59
11/14	9/--	Boston University	W, 90-61
11/17	9/--	Louisiana Tech	W, 75-67

Guardians Classic

11/20	9/12	vs. Memphis (n)	W, 75-71
11/21	9/5	vs. Missouri (n)	L, 77-78

11/27	7/1	vs. Duke (n)	L, 62-80
-------	-----	--------------	----------

Gazette Hawkeye Challenge

11/30	7/--	Alabama State	W, 73-64
12/1	7/--	SMU	W, 86-69

12/4	12/--	at UNI	L, 76-78
12/8	12/--	at Iowa State	W, 78-53
12/12	15/--	Drake	W, 101-59
12/15	15/2	at Missouri	W, 83-65
12/22	12/--	Kansas State	W, 89-70
12/28	9/--	Mercer	W, 77-43
1/2	9/--	Wisconsin	W, 69-57
1/5	9/--	at Ohio State	L, 62-72
1/9	13/--	Northwestern	W, 70-60
1/13	13/--	Indiana	L, 66-77
1/15	17/11	at Illinois	L, 66-77
1/19	17/--	at Northwestern	L, 50-63
1/22		Michigan State	W, 75-71
1/26		at Purdue	L, 68-73
2/2		Penn State	W, 81-64
2/5		at Indiana	L, 51-79
2/9		Minnesota	L, 78-86
2/13		at Penn State	L, 65-71
2/16	--/23	Ohio State	L, 66-72
2/19		at Wisconsin	L, 56-64
2/23		Michigan	W, 75-56
3/2		at Michigan State	L, 79-93

Big Ten Tournament

3/7		vs. Purdue (n)	W, 87-72
3/8		vs. Wisconsin (n)	W, 58-56
3/9	--/23	vs. Indiana (n)	W, 62-60
3/10	--/21	vs. Ohio State (n)	L, 64-81

National Invitation Tournament

3/13		LSU	L, 61-63
------	--	-----	----------

2002-03 (17-14, 7-9 Big Ten/T-8th)

Pos.	#	Starters	Ppg
F	4	Glen Worley (Jr.)	10.9
F	44	Greg Brunner (Fr.)	7.5
C	5	Jared Reiner (Jr.)	9.7
G	1	Chauncey Leslie (Sr.)	15.8
G	2	Jeff Horner (Fr.)	8.2
Reserves			
F	53	Sean Sonderleiter (Jr.)	8.5
G	11	Brody Boyd (Jr.)	9.7

Date	AP Rank UI/Opp	Opponent	Result
11/24		Florida Atlantic	W, 79-52
11/26		at Drake	W, 50-49
11/30		Tennessee State	W, 84-51
12/2		at Florida State	L, 67-80

Gazette Hawkeye Challenge

12/6		Montana State	W, 65-44
12/7		Southern Mississippi	W, 65-63

12/10		UNI	W, 63-54
12/13		Iowa State	L, 69-73
12/22		Liberty	W, 87-49
12/28		at Tulsa	W, 73-67
1/4		Missouri	L, 82-88
1/8		at Northwestern	W, 68-63
1/11	--/25	Michigan State	W, 68-64
1/15	--/8	Illinois	W, 68-61
1/22		at Wisconsin	L, 61-74
1/25		Ohio State	L, 72-83
2/1		Purdue#	L, 77-80
2/5		at Penn State	W, 75-55
2/8		at Michigan	L, 62-70
2/12		at Minnesota	L, 64-77
2/15		Penn State	W, 84-71
2/19		Indiana	L, 63-79
2/22		Wisconsin	L, 53-61
2/25		at Ohio State	W, 71-64
3/1		at Indiana#	L, 88-91
3/5		at Michigan State	L, 54-82
3/8		Northwestern	W, 77-61

Big Ten Tournament

3/13		vs. Ohio State (n)	L, 64-66
------	--	--------------------	----------

National Invitation Tournament

3/17		Valparaiso	W, 62-60
3/21		at Iowa State	W, 54-53
3/24		Georgia Tech	L, 78-79

2003-04 (16-13, 9-7 Big Ten/4th)

Pos.	#	Starters	Ppg.
F	4	Glen Worley (Sr.)	8.1
F	44	Greg Brunner (So.)	10.9
G	2	Jeff Horner (So.)	13.0
G	3	Pierre Pierce (Jr.)	16.1
G	11	Brody Boyd (Sr.)	11.1
Reserves			
C	5	Jared Reiner (Sr.)	10.5
G	30	Kurt Spurgeon (Sr.)	0.9
C	34	Erek Hansen (So.)	2.1

Date	AP Rank UI/Opp	Opponent	Result
11/23		UNC-Asheville	W, 107-80
11/25		Drake	W, 74-56
11/29	--/17	vs. Louisville# (n)	W, 70-69
12/2		UW-Green Bay	W, 82-56

Gazette Hawkeye Challenge

12/5		Eastern Washington	W, 70-54
12/6		Northern Illinois	W, 65-57

12/9	24/--	at UNI	L, 66-77
12/22		vs. Texas Tech (n)	L, 59-65
12/30		Eastern Illinois	W, 71-62
1/3	--/23	at Missouri	L, 56-76
1/7	--/24	Purdue	W, 71-61
1/10		Northwestern	L, 68-77
1/13		at Minnesota	W, 83-68
1/17	--/25	at Illinois	L, 82-88
1/21		at Iowa State	L, 76-84
1/24		Ohio State	W, 79-65
1/28		at Michigan	L, 84-90
1/31		Penn State	W, 77-58
2/4		at Michigan State	L, 72-89
2/7		at Indiana##	W, 84-82
2/11	--/17	Wisconsin	L, 52-54
2/14		Michigan	W, 69-61
2/18		at Ohio State	W, 78-67
2/25	--/23	Illinois	L, 59-78
2/28		Minnesota	W, 66-62
3/3		at Northwestern	L, 49-51
3/6		at Purdue	W, 63-62

Big Ten Tournament
3/12 vs. Michigan (n) L, 70-79

National Invitation Tournament
3/17 at Saint Louis L, 69-70

2004-05 (21-12, 7-9 Big Ten/7th)

Pos.	#	Starters	Ppg.
F	44	Greg Brunner (Jr.)	14.7
C	34	Erek Hansen (Jr.)	4.8
G	1	Adam Haluska (So.)	14.2
G	2	Jeff Horner (Jr.)	14.0
G	35	Mike Henderson (So.)	4.9

Reserves
F 23 Doug Thomas 4.6
G 25 Carlton Reed 2.6
F 5 Alex Thompson 1.6

Date	AP Rank UI/Opp	Opponent	Result
11/19		Western Illinois	W, 85-62

EA Sports Maui Invitational
11/22 --/12 vs. Louisville (n) W, 76-71
11/23 --/15 vs. Texas (n) W, 82-80
11/24 --/11 vs. North Carolina (n) L, 92-106
11/30 23/-- Drake W, 91-75

Gazette Hawkeye Challenge
12/3 23/-- Centenary W, 88-53
12/4 23/-- UNC Greensboro W, 83-58

12/7	17/--	UNI	W, 76-73
12/10	17/--	Iowa State	W, 70-63
12/18	16/--	Western Carolina	W, 88-75
12/21	17/--	vs. Texas Tech (n)	W, 83-53
12/28	16/--	Air Force	W, 73-63
12/31	16/--	Saint Louis	W, 67-58
1/5	14/--	Michigan	L, 63-65
1/8	14/--	at Ohio State	L, 69-81
1/15	24/--	Minnesota	W, 66-60
1/20	23/1	at Illinois#	L, 68-73
1/22	23/--	Purdue	W, 71-57
1/26	23/--	at Northwestern#	L, 74-75
1/29	23/--	Indiana	W, 72-57
2/5	--/12	Michigan State	L, 64-75
2/9	--/20	at Wisconsin	L, 69-72
2/12		Northwestern	W, 64-54
2/16		at Purdue	L, 63-66
2/19	--/1	Illinois	L, 65-75
2/23		at Minnesota	L, 57-65
2/26		at Penn State	W, 78-56
3/2		Ohio State	W, 74-72
3/5		at Michigan#	W, 74-72

Big Ten Tournament
3/10 vs. Purdue (n) W, 71-52
3/11 --/13 vs. Michigan State (n) W, 71-69
3/12 --/23 vs. Wisconsin (n) L, 56-59

NCAA Tournament (Indianapolis, IN)
3/17 --/21 vs. #23 Cincinnati (n) L, 64-76

2005-06 (25-9, 11-5 Big Ten/T-2nd)

Pos.	#	Starters	Ppg.
F	44	Greg Brunner (Sr.)	14.1
C	34	Erek Hansen (Sr.)	6.7
G	1	Adam Haluska (Jr.)	13.9
G	2	Jeff Horner (Sr.)	13.6
G	35	Mike Henderson (Jr.)	7.6

Reserves
C 23 Doug Thomas (Sr.) 4.6
G 11 Tony Freeman (Fr.) 3.4
F 5 Alex Thompson (Fr.) 2.0

Date	AP Rank UI/Opp	Opponent	Result
11/14	20/--	UMES	W, 86-41
11/15	20/--	Colgate	W, 73-51

Guardians Classic
11/21 18/7 vs. Kentucky (n) W, 67-63
11/22 18/2 vs. Texas (n) L, 59-68
11/26 18/-- Texas-San Antonio W, 79-46
11/30 14/24 NC State W, 45-42

Hawkeye Challenge
12/2 14/-- Fairfield W, 75-59
12/3 14/-- Valparaiso W, 72-59

12/6	12/--	at UNI#	L, 63-67
12/9	12/--	at Iowa State	L, 60-72
12/17	22/--	Arizona State	W, 62-43
12/20	25/--	Drake	W, 65-60
12/22	25/--	Robert Morris	W, 73-51
12/30		at Saint Louis	W, 60-50
1/5		at Wisconsin	L, 52-66
1/7		Illinois	W, 63-48
1/14		at Penn State	W, 80-76
1/18	23/--	Minnesota###	W, 76-72
1/21	23/--	at Michigan State	L, 55-85
1/24	--/13	Indiana	W, 73-60
1/28	--/16	Ohio State	W, 67-62
2/1	23/--	at Purdue	W, 77-68
2/4	23/21	Michigan	W, 94-66
2/8	18/--	at Northwestern	L, 48-51
2/11	18/24	at Indiana	W, 70-67
2/14	18/16	Michigan State	W, 66-54
2/18	18/--	at Minnesota	L, 61-74
2/25	20/--	at Illinois	L, 59-71
3/1	23/--	Penn State	W, 65-38
3/4	23/--	Wisconsin	W, 59-44

Big Ten Tournament
3/10 20/-- vs. Minnesota (n) W, 67-57
3/11 20/-- vs. Michigan State (n) W, 53-48
3/12 20/7 vs. Ohio State (n) W, 67-60

NCAA Tournament (Auburn Hills, MI)
3/17 20/-- vs. Northwestern State (n) L, 63-64

2006-07 (17-14, 9-7 Big Ten/T-4th)

Pos.	#	Starters	Ppg.
F	34	Tyler Smith (Fr.)	14.9
F	44	Cyrus Tate (So.)	4.2
C	52	Kurt Looby (Jr.)	3.8
G	1	Adam Haluska (Sr.)	20.5
G	11	Tony Freeman (So.)	7.5

Reserves
G 35 Mike Henderson (Sr.) 5.8
C 53 Seth Gorney (Jr.) 5.5
G 24 Justin Johnson (Jr.) 5.4

Date	AP Rank UI/Opp	Opponent	Result
11/13		The Citadel	W, 75-53

Paradise Jam
11/17 vs. Toledo (n) W, 78-65
11/19 --/10 vs. Alabama (n) L, 60-72
11/20 vs. Villanova (n) L, 60-89

11/25 at Arizona State L, 64-67
11/29 at Virginia Tech L, 65-69

Hawkeye Challenge
12/1 Texas-Pan American W, 62-46
12/2 Coppin State W, 83-67

12/5		UNI	L, 55-57
12/8		Iowa State	W, 77-59
12/16		at Drake	L, 59-75
12/20		Georgia State	W, 101-59
12/23		Texas Southern	W, 90-63
12/30		Cornell	W, 65-50
1/4		Michigan State	W, 62-60
1/10		at Illinois	L, 70-74
1/13		Minnesota	W, 60-49
1/16		at Indiana	L, 64-71
1/20		at Ohio State	L, 63-82
1/24		Penn State	W, 79-63
1/28	--/2	Wisconsin	L, 46-57
1/31		at Michigan	W, 69-62
2/3		Indiana	W, 81-75
2/7		at Minnesota	W, 91-78
2/10	--/4	at Wisconsin	L, 62-74
2/15		Northwestern	W, 66-58
2/17		at Michigan State	L, 49-81
2/21		Purdue	W, 78-59
2/28		at Penn State	L, 72-74
3/3		Illinois	W, 60-53

Big Ten Tournament
3/9 vs. Purdue (n) L, 55-74

Coach Todd Lickliter

2007-08 (13-19, 6-12 Big Ten/8th)

Pos.	#	Starters	Ppg.
F	44	Cyrus Tate (Jr.)	8.3
F	53	Seth Gorney (Sr.)	4.3
G	11	Tony Freeman (Jr.)	13.8
G	24	Justin Johnson (Sr.)	11.8
G	32	Jake Kelly (Fr.)	7.3

Reserves
G 30 Jeff Peterson (Fr.) 5.2
F 52 Kurt Looby (Sr.) 3.2

Date	AP Rank UI/Opp	Opponent	Result
11/9		Idaho State	W, 58-43
11/14		Northern Colorado	W, 59-47
11/18		Florida Gulf Coast	W, 62-49
11/20		UMES	W, 65-48

South Padre Island Invitational
11/23 vs. Bradley (n) L, 56-67
11/24 vs. Utah State (n) L, 62-75
11/26 Wake Forest L, 47-56

Hawkeye Challenge
11/30 Louisiana-Monroe# L, 67-72
12/1 Eastern Illinois W, 57-45

12/5		at UNI	W, 62-55
12/8		at Iowa State	L, 47-56
12/14		Drake	L, 51-56
12/29		Southeastern Louisiana	W, 57-50
1/2	--/11	Indiana	L, 76-79
1/5	--/25	at Wisconsin	L, 51-64
1/9		at Ohio State	L, 48-79
1/12	--/6	Michigan State	W, 43-36
1/16		Purdue	L, 62-67
1/19		at Michigan	W, 68-60
1/23	--/7	at Indiana	L, 43-65
1/26		Penn State	W, 64-49
1/30		at Purdue	L, 50-51
2/2		Ohio State	W, 53-48
2/6	--/8	Wisconsin	L, 54-60
2/9		at Minnesota	L, 50-63
2/14		Michigan	L, 52-60
2/19		Northwestern	W, 53-51
2/23	--/19	at Michigan State	L, 52-66
2/27		at Penn State	L, 64-65
3/1		Illinois	L, 47-58
3/4		at Northwestern	W, 67-62

Big Ten Tournament
3/13 vs. Michigan (n) L, 47-55



2008-09 (15-17, 5-13 Big Ten/10th)

Table with columns: Pos., #, Starters, Ppg. Rows include Cyrus Tate (Sr.), Aaron Fuller (Fr.), Matt Gatens (Fr.), Jeff Peterson (So.), Jake Kelly (So.), Jarryd Cole (So.), Anthony Tucker (Fr.), Devan Bawinkel (Sr.).

Table with columns: Date, AP Rank, UI/Opp, Opponent, Result. Rows include Charleston Southern, Texas-San Antonio, The Citadel, Oakland, Southeast MO State.

Las Vegas Invitational

Table with columns: Date, Opponent, Result. Rows include West Virginia (n), Kansas State (n).

Table with columns: Date, Opponent, Result, Ppg. Rows include Boston College, Bryant, UNI, Iowa State, Drake, Western Illinois, Ohio State, Indiana, Minnesota, Michigan, Purdue, Wisconsin#, Penn State, Michigan State, Illinois, Indiana, Northwestern, Wisconsin, Purdue, Michigan#, Michigan State, Northwestern, Ohio State, Penn State##.

Big Ten Tournament

Table with columns: Date, Opponent, Result. Row: vs. Michigan (n) L, 45-73

2009-10 (10-21, 4-14 Big Ten/9th)

Table with columns: Pos., #, Starters, Ppg. Rows include Aaron Fuller (So.), Eric May (Fr.), Jarryd Cole (Sr.), Matt Gatens (So.), Cully Payne (Fr.), Brennan Cougill (Fr.), John Lickliter (Fr.-RS), Devan Bawinkel (Sr.).

Table with columns: Date, AP Rank, UI/Opp, Opponent, Result. Rows include Texas-San Antonio, Duquesne, Bowling Green.

CBE Classic

Table with columns: Date, Opponent, Result. Rows include Texas (n), Wichita State (n).

Table with columns: Date, Opponent, Result. Rows include NC Central, Virginia Tech, Prairie View A&M, UNI, Iowa State, Drake, South Carolina State, Purdue, Minnesota.

Table with columns: Date, Opponent, Result, Ppg. Rows include Illinois, Michigan State, Tennessee State, Penn State, Michigan State, Indiana, Ohio State, Michigan, Illinois, Ohio State, Northwestern, Purdue, Michigan#, Northwestern, Indiana, Wisconsin, Minnesota.

Big Ten Tournament

Table with columns: Date, Opponent, Result. Row: vs. Michigan (n) L, 52-59

Coach Fran McCaffery

2010-11 (11-20, 4-14 Big Ten/10th)

Table with columns: Pos., #, Starters, Ppg. Rows include Jarryd Cole (Sr.), Melsahn Basabe (Fr.), Roy Devyn Marble (Fr.), Matt Gatens (Sr.), Bryce Cartwright (Sr.), Eric May (So.), Zach McCabe (Fr.), Andrew Brommer (Sr.).

Table with columns: Date, AP Rank, UI/Opp, Opponent, Result. Rows include South Dakota State, Louisiana-Monroe.

Paradise Jam

Table with columns: Date, Opponent, Result. Rows include Xavier (n), Alabama (n), Long Beach State (n).

Table with columns: Date, Opponent, Result, Ppg. Rows include SIUE, Wake Forest, Idaho State, UNI, Iowa State, Drake, Louisiana Tech, Illinois, Ohio State, Purdue, Northwestern, Minnesota, Michigan State, Indiana, Penn State, Michigan, Michigan State, Indiana, Wisconsin#, Minnesota, Northwestern, Michigan#, Illinois, Michigan State, Purdue.

Big Ten Tournament

Table with columns: Date, Opponent, Result. Row: vs. Michigan State (n) L, 61-66

2011-12 (18-17, 8-10 Big Ten/7th)

Table with columns: Pos., #, Starters, Ppg. Rows include Aaron White (Fr.), Zach McCabe (So.), Roy Devyn Marble (So.), Matt Gatens (Sr.), Bryce Cartwright (Sr.), Melsahn Basabe (So.), Josh Oglesby (So.), Eric May (Sr.).

Table with columns: Date, AP Rank, UI/Opp, Opponent, Result. Rows include Chicago State, North Carolina A&T, Northern Illinois.

Dale Howard Classic

Table with columns: Date, Opponent, Result. Row: vs. Creighton (n) L, 59-82

Table with columns: Date, Opponent, Result, Ppg. Rows include Campbell, IPFW, Clemson, Brown, UNI, Iowa State, Drake, Central Arkansas, Boise State, Purdue, Wisconsin, Minnesota, Ohio State, Michigan State, Michigan, Purdue, Nebraska, Indiana, Minnesota, Nebraska, Northwestern, Penn State, Indiana, Wisconsin, Illinois, Nebraska, Northwestern.

Big Ten Tournament

Table with columns: Date, Opponent, Result. Rows include Illinois (n), Michigan State (n).

National Invitation Tournament

Table with columns: Date, Opponent, Result. Rows include Dayton, Oregon.

2012-13 (25-13, 9-9 Big Ten/6th)

Table with columns: Pos., #, Starters, Ppg. Rows include Adam Woodbury (Fr.), Aaron White (So.), Melsahn Basabe (Sr.), Eric May (Sr.), Roy Devyn Marble (Sr.), Mike Gesell (Fr.), Zach McCabe (Sr.), Josh Oglesby (So.), Anthony Clemmons (Fr.).

Table with columns: Date, AP Rank, UI/Opp, Opponent, Result. Rows include UT-Pan American, Central Michigan, Howard, Gardner-Webb.

Cancun Challenge

Table with columns: Date, Opponent, Result. Rows include Western Kentucky (n), Wichita State (n).

Table with columns: Date, Opponent, Result. Rows include Virginia Tech, A&M-Corpus Christi, South Dakota.

YEAR-BY-YEAR SCORES

IOWA BASKETBALL



2021 MEDIA GUIDE

12/7	Iowa State	W, 80-71	
12/15	vs. UNI (n)	W, 80-73	
12/19	South Carolina State	W, 90-46	
12/22	Coppin State	W, 80-50	
12/31	--/5	Indiana	L, 65-69
1/6	--/2	at Michigan	L, 67-95
1/10	--/22	Michigan State	L, 59-62
1/13		at Northwestern	W, 70-50
1/19		Wisconsin	W, 70-66
1/22	--/14	at Ohio State	L, 63-72
1/27		at Purdue#	L, 62-65
1/31		Penn State	W, 76-67
2/3	--/23	at Minnesota	L, 59-62
2/6		at Wisconsin##	L, 70-74
2/9		Northwestern	W, 71-57
2/14		at Penn State	W, 74-72
2/17		Minnesota	W, 72-51
2/23		at Nebraska	L, 60-64
2/27		Purdue	W, 58-48
3/2	--/1	at Indiana	L, 60-73
3/5		Illinois	W, 63-55
3/9		Nebraska	W, 74-60

Big Ten Tournament

3/14	vs. Northwestern (n)	W, 73-59	
3/15	--/8	vs. Michigan State (n)	L, 56-59

National Invitation Tournament

3/20	Indiana State	W, 68-52
3/22	Stony Brook	W, 75-63
3/27	at Virginia	W, 75-64
4/2	vs. Maryland (n)	W, 71-60
4/4	vs. Baylor (n)	L, 54-74

2013-14 (20-13, 9-9 Big Ten/6th)

Pos.	#	Starters	Ppg.
C	34	Adam Woodbury (So.)	5.7
F	30	Aaron White (Jr.)	13.0
F	1	Melsahn Basabe (Sr.)	7.2
G	10	Mike Gesell (So.)	7.8
G	4	Roy Devyn Marble (Sr.)	17.0

Reserves

F	20	Jarrod Uthoff (So.)	7.6
G	2	Josh Oglesby (Jr.)	6.6
C	0	Gabriel Olaseni (Jr.)	6.5
F	15	Zach McCabe (Sr.)	6.1

Date	AP Rank UI/Opp	Opponent	Result
11/8		UNC Wilmington	W, 82-39
11/10		Omaha	W, 83-75
11/14		UMES	W, 109-63
11/17		Abilene Christian	W, 103-41
11/22		Penn	W, 86-55

Battle 4 Atlantis

11/28	23/--	vs. Xavier# (n)	W, 77-74
11/29	23/--	vs. UTEP (n)	W, 89-53
11/30	23/--	vs. Villanova# (n)	L, 83-88

12/3	23/--	Notre Dame	W, 98-93
12/7	23/--	vs. Drake (n)	W, 83-66
12/9	23/--	Fairleigh Dickinson	W, 92-59
12/13	23/17	at Iowa State	L, 82-85
12/22	25/--	Arkansas-Pine Bluff	W, 86-61
12/31	22/--	Nebraska	W, 67-57
1/5	22/4	at Wisconsin	L, 71-75
1/9	20/--	Northwestern	W, 93-67
1/12	20/3	at Ohio State	W, 84-74
1/19	14/--	Minnesota	W, 94-73
1/22	10/21	at Michigan	L, 67-75
1/25	10/--	at Northwestern	W, 76-50
1/28	15/7	Michigan State#	L, 69-71
2/1	15/--	at Illinois	W, 81-74
2/4	17/--	Ohio State	L, 69-76
2/8	17/10	Michigan	W, 85-67
2/15	16/--	at Penn State	W, 82-70
2/22	15/16	Wisconsin	L, 74-79
2/25	20/--	at Minnesota	L, 89-95

2/27	20/--	at Indiana	L, 86-93
3/2	20/--	Purdue	W, 83-76
3/6	24/22	at Michigan State	L, 76-86
3/8	24/--	Illinois	L, 63-66

Big Ten Tournament

3/13	vs. Northwestern (n)	L, 62-67
------	----------------------	----------

NCAA Tournament (Dayton, OH)

3/19	vs. Tennessee# (n)	L, 65-78
------	--------------------	----------

2014-15 (22-12, 12-6 Big Ten/T-3rd)

Pos.	#	Starters	Ppg.
C	34	Adam Woodbury (Jr.)	6.6
F	30	Aaron White (Sr.)	16.4
F	20	Jarrod Uthoff (Jr.)	12.4
G	3	Peter Jok (So.)	7.0
G	10	Mike Gesell (Jr.)	7.4

Reserves

F	0	Gabriel Olaseni (Sr.)	8.1
G	5	Anthony Clemmons (Jr.)	4.8
G	2	Josh Oglesby (Sr.)	3.2

Date	AP Rank UI/Opp	Opponent	Result
11/14		Hampton	W, 90-56
11/17		North Dakota State	W, 87-56

2K Classic

11/20	--/10	vs. Texas (n)	L, 57-71
11/21	--/23	vs. Syracuse (n)	L, 63-66
11/24		Pepperdine	W, 72-61
11/26		Northern Illinois	W, 70-49
11/29		Longwood	W, 77-44
12/3	--/12	at North Carolina	W, 60-55
12/6		UMBC	W, 77-47
12/9		Alcorn State	W, 67-44
12/12	--/14	Iowa State	L, 75-90
12/20		vs. UNI (n)	L, 44-56
12/22		North Florida	W, 80-70
12/30	--/20	at Ohio State	W, 71-65
1/5		Nebraska	W, 70-59
1/8		Michigan State	L, 61-75
1/13		at Minnesota	W, 77-75
1/17		Ohio State	W, 76-67
1/20	25/6	at Wisconsin	L, 50-82
1/24		at Purdue	L, 63-67
1/31	--/5	Wisconsin	L, 50-82
2/5		at Michigan	W, 72-54
2/8	--/17	Maryland	W, 71-55
2/12		Minnesota	L, 59-64
2/15		at Northwestern#	L, 61-66
2/19		Rutgers	W, 81-47
2/22		at Nebraska	W, 74-46
2/25		Illinois	W, 68-60
2/28		at Penn State#	W, 81-77
3/3		at Indiana	W, 77-63
3/7		Northwestern	W, 69-52

Big Ten Tournament

3/12	vs. Penn State (n)	L, 58-67
------	--------------------	----------

NCAA Tournament (Seattle, WA)

3/20	vs. Davidson (n)	W, 83-52	
3/22	--/7	vs. #7 Gonzaga (n)	L, 68-87

2015-16 (22-11, 12-6 Big Ten/T-3rd)

Pos.	#	Starters	Ppg.
C	34	Adam Woodbury (Sr.)	7.6
F	20	Jarrod Uthoff (Sr.)	18.9
G	3	Peter Jok (Jr.)	16.1
G	10	Mike Gesell (Sr.)	8.1
G	5	Anthony Clemmons (Sr.)	8.9

Reserves

F	25	Dom Uhl (So.)	6.0
F	51	Nicholas Baer (RS-Fr.)	4.8
C	0	Ahmad Wagner (Fr.)	2.6

Date	AP Rank UI/Opp	Opponent	Result
11/13		Gardner-Webb	W, 76-59
11/15		Coppin State	W, 103-68
11/19		at Marquette	W, 89-61

Advocare Invitational

11/26		vs. Dayton (n)	L, 77-82
11/27	--/17	vs. Notre Dame (n)	L, 62-68
11/29	--/20	vs. Wichita State (n)	W, 84-61

12/2		Florida State#	W, 78-75
12/5		UMKC	W, 96-75
12/7		Western Illinois	W, 90-56
12/10	--/4	at Iowa State	L, 82-83
12/19		vs. Drake (n)	W, 70-64
12/22		Tennessee Tech	W, 85-63
12/29	--/1	Michigan State	W, 83-70
1/2	--/14	at Purdue	W, 70-63
1/5	19/--	Nebraska	W, 77-66
1/14	16/4	at Michigan State	W, 76-59
1/17	16/--	Michigan	W, 82-71
1/21	9/--	at Rutgers	W, 90-76
1/24	9/22	Purdue	W, 83-71
1/28	3/8	at Maryland	L, 68-74
1/31	3/--	Northwestern	W, 85-71
2/3	5/--	Penn State	W, 73-49
2/7	5/--	at Illinois	W, 77-65
2/11	4/--	at Indiana	L, 78-85
2/14	4/--	Minnesota	W, 75-71
2/17	4/--	at Penn State	L, 75-79
2/24	8/--	Wisconsin	L, 59-67
2/28	8/--	at Ohio State	L, 64-68
3/1	16/12	Indiana	L, 78-81
3/5	16/--	at Michigan	W, 71-61

Big Ten Tournament

3/10	20/--	vs. Illinois (n)	L, 66-68
------	-------	------------------	----------

NCAA Tournament

3/18	20/--	vs. Temple# (n)	W, 72-70
3/20	20/3	vs. Villanova (n)	L, 68-87

2016-17 (19-15, 10-8 Big Ten/T-5th)

Pos.	#	Starters	Ppg.
C	0	Ahmad Wagner (So.)	4.8
F	5	Tyler Cook (Fr.)	12.3
G	4	Isaiah Moss (RS-Fr.)	6.5
G	14	Peter Jok (Sr.)	19.9
G	3	Jordan Bohannon (Fr.)	10.9

Reserves

F	34	Cordell Pemsil (Fr.)	8.9
F	51	Nicholas Baer (RS-So.)	7.5
G	24	Brady Ellingson (So.)	4.4

Date	AP Rank UI/Opp	Opponent	Result
11/11		Kennesaw State	W, 91-74
11/13		Savannah State	W, 116-84
11/17		Seton Hall	L, 83-91
11/20		UTRGV	W, 95-67

Emerald Coast Classic

11/25	--/7	vs. Virginia (n)	L, 41-74
11/26		vs. Memphis (n)	L, 92-100

11/29		at Notre Dame	L, 78-92
12/3		Omaha	L, 89-98
12/5		Stetson	W, 95-68
12/8	--/25	Iowa State	W, 78-64
12/17		vs. UNI (n)	W, 69-46
12/20		North Dakota	W, 84-73



Table with columns for date, opponent, and score. Includes games from 12/22 to 3/5.

Big Ten Tournament

Table with columns for date, opponent, and score. Includes game vs. Indiana (n) on 3/9.

National Invitation Tournament

Table with columns for date, opponent, and score. Includes games vs. South Dakota and TCU#.

2017-18 (14-19, 4-14 Big Ten/T-11th)

Table with columns for Pos., #, Starters, Ppg., and Reserves. Lists players like Tyler Cook and Luka Garza.

AP Rank

Table with columns for Date, AP Rank, UI/Opp, Opponent, and Result. Lists games against Chicago State, Alabama State, and Grambling State.

Cayman Islands Classic

Table with columns for date, opponent, and score. Includes games vs. Louisiana (n), South Dakota State (n), and UAB (n).

Table with columns for date, opponent, and score. Includes games from 11/28 to 2/25.

Big Ten Tournament

Table with columns for date, opponent, and score. Includes games vs. Illinois (n) and Michigan# (n).

2018-19 (23-12, 10-10 Big Ten/6th)

Table with columns for Pos., #, Starters, Ppg., and Reserves. Lists players like Tyler Cook and Luka Garza.

Table with columns for Date, AP Rank, UI/Opp, Opponent, and Result. Lists games against UMKC and Green Bay.

2K Empire Classic

Table with columns for date, opponent, and score. Includes games vs. Oregon (n) and Connecticut (n).

Table with columns for date, opponent, and score. Includes games from 11/21 to 3/10.

Big Ten Tournament

Table with columns for date, opponent, and score. Includes games vs. Illinois (n) and Michigan (n).

NCAA Tournament

Table with columns for date, opponent, and score. Includes games vs. Cincinnati (n) and Tennessee# (n).

2019-20 (20-11, 11-9 Big Ten/T-5th)

Table with columns for Pos., #, Starters, Ppg., and Reserves. Lists players like Luka Garza and Joe Wieskamp.

Table with columns for Date, AP Rank, UI/Opp, Opponent, and Result. Lists games against SIUE, DePaul, Oral Roberts, North Florida, and Cal Poly.

Las Vegas Invitational

Table with columns for date, opponent, and score. Includes games vs. Texas Tech (n) and San Diego State (n).

Table with columns for date, opponent, and score. Includes games at Syracuse, Michigan, Minnesota, and Iowa State.

Chicago Legends

Table with columns for date, opponent, and score. Includes games vs. Cincinnati (n), Kennesaw State, Penn State (n), Nebraska, Maryland, Northwestern, Michigan, Rutgers, Wisconsin, Maryland, Illinois, Nebraska, Indiana, Minnesota, Ohio State, Michigan State, Penn State, Purdue, and Illinois.

Big Ten Tournament

Canceled due to COVID-19 global pandemic

NCAA Tournament

Canceled due to COVID-19 global pandemic

* -- Home Game
-- Overtime(s)
+ -- Awarded Forfeit

AP Rankings Information

Table with columns for year range and AP ranking. Includes 1949-1960 (AP ranked Top 20 teams), 1961-1968 (AP ranked Top 10 teams), 1969-1989 (AP ranked Top 20 teams), and 1990-present (AP ranked Top 25 teams).

Iowa vs. Associated Press Ranked Teams

No.	W	L	Total	Pct.	No.	W	L	Total	Pct.	No.	W	L	Total	Pct.
1	3	21	24	.125	10	4	17	21	.190	19	9	10	19	.504
2	6	9	15	.400	11	5	16	21	.238	20	5	10	15	.333
3	6	15	21	.286	12	11	6	17	.647	21	2	7	9	.222
4	8	14	22	.364	13	11	11	22	.500	22	6	6	12	.500
5	9	14	23	.391	14	7	6	13	.538	23	1	9	10	.100
6	11	20	31	.354	15	6	12	18	.369	24	9	5	14	.643
7	12	11	23	.522	16	11	8	19	.579	25	5	4	9	.556
8	7	9	16	.438	17	15	9	24	.625					
9	5	7	12	.416	18	4	8	12	.333					
178 264 442 .403														

1948-49 (0-2)

Date	AP Rank UI/Opp	Opponent	Result
2/12	--/7	at Minnesota	L, 49-54
2/21	--/4	at Illinois	L, 49-80

1949-50 (2-1)

Date	AP Rank UI/Opp	Opponent	Result
1/14	--/4	Indiana	W, 65-54
1/23	--/13	at Ohio State	L, 54-68
2/25	--/17	at Indiana	W, 59-53

1950-51 (2-3)

Date	AP Rank UI/Opp	Opponent	Result
12/18	--/14	Notre Dame	W, 63-60
12/23	--/9	UCLA	W, 80-63
1/20	--/14	at Illinois	L, 53-69
2/12	--/6	Indiana	L, 54-63
2/26	--/7	at Indiana	L, 53-63

1951-52 (2-2)

Date	AP Rank UI/Opp	Opponent	Result
1/12	10/4	Indiana	W, 78-59
1/21	4/20	at Indiana	L, 69-82
2/9	9/3	Illinois	W, 73-68
2/23	4/5	at Illinois	L, 62-78

1952-53 (1-3)

Date	AP Rank UI/Opp	Opponent	Result
12/22	--/15	Indiana	L, 72-91
2/14	--/5	at Illinois	L, 63-80
2/21	--/5	Illinois	W, 67-62
3/9	--/1	at Indiana	L, 61-68

1953-54 (4-1)

Date	AP Rank UI/Opp	Opponent	Result
12/30	--/14	at UCLA	W, 65-50
1/16	--/10	Minnesota	L, 55-59
1/18	--/20	at Illinois	W, 79-70
2/13	--/12	at Minnesota#	W, 86-82
2/22	20/3	at Indiana	W, 82-64

1954-55 (3-1)

Date	AP Rank UI/Opp	Opponent	Result
1/8	14/13	Minnesota	L, 80-81
1/17	19/7	Illinois	W, 92-80
2/21	16/13	at Illinois	W, 89-70
2/28	12/6	at Minnesota	W, 72-70

1955-56 (4-2)

Date	AP Rank UI/Opp	Opponent	Result
1/7	--/20	Michigan State	L, 64-65
1/9	--/7	at Ohio State	W, 88-73
3/3	10/2	Illinois	W, 96-72
3/17	5/9	Kentucky	W, 89-77
3/22	5/13	vs. Temple	W, 83-76
3/23	5/1	vs. San Francisco	L, 71-83

1956-57 (4-2)

Date	AP Rank UI/Opp	Opponent	Result
12/22	--/14	Kansas State	W, 85-83
12/29	--/4	vs. West Virginia (n)	W, 79-76
1/7	--/5	at Illinois	L, 70-81
1/12	--/19	Minnesota	W, 89-66
2/9	--/17	Purdue	W, 74-67
2/18	--/11	at Indiana	L, 76-90

1957-58 (2-3)

Date	AP Rank UI/Opp	Opponent	Result
12/14	--/5	at Kansas State	L, 69-86
12/21	--/17	Oregon State#	W, 77-67
1/6	--/17	at Illinois	W, 70-68
2/10	--/19	at Michigan State	L, 84-90
3/1	--/15	Michigan State	L, 65-83

1958-59 (2-4)

Date	AP Rank UI/Opp	Opponent	Result
12/19	--/15	at California	L, 52-71
1/3	--/6	at Northwestern	L, 77-80
1/5	--/5	Michigan State	W, 80-68
1/17	--/19	at Indiana	W, 88-78
1/24	--/18	Northwestern	L, 96-99
3/7	--/6	at Michigan State	L, 74-84

1959-60 (1-2)

Date	AP Rank UI/Opp	Opponent	Result
12/28	14/12	at NYU	W, 80-75
12/30	14/1	vs. Cincinnati (n)	L, 83-96
2/13	--/4	at Ohio State	L, 47-75

1960-61 (1-1)

Date	AP Rank UI/Opp	Opponent	Result
12/30	--/16	at UCLA	W, 71-65
2/18	9/1	Ohio State	L, 61-62

1961-62 (0-2)

Date	AP Rank UI/Opp	Opponent	Result
2/5	--/1	at Ohio State	L, 63-89
2/26	--/1	Ohio State	L, 62-72

1962-63 (1-5)

Date	AP Rank UI/Opp	Opponent	Result
12/21	--/9	at Kentucky	L, 69-94
1/5	--/3	Illinois	L, 76-85
1/19	--/8	Ohio State	W, 81-74
2/2	--/2	at Loyola (IL)	L, 68-86
2/23	--/5	at Ohio State	L, 70-83
3/9	--/8	at Illinois	L, 69-73

1963-64 (0-2)

Date	AP Rank UI/Opp	Opponent	Result
2/1	--/10	at Loyola (IL)	L, 71-85
3/7	--/2	Michigan	L, 61-69

1964-65 (2-3)

Date	AP Rank UI/Opp	Opponent	Result
1/11	--/5	Indiana	L, 76-85
1/18	--/5	at Indiana	W, 74-68
1/29	--/1	at UCLA	W, 87-82
2/8	--/1	at Michigan	L, 66-81
3/2	--/6	Minnesota	L, 70-78

1965-66 (1-0)

Date	AP Rank UI/Opp	Opponent	Result
2/21	--/10	Michigan	W, 91-82

1966-67 (1-0)

Date	AP Rank UI/Opp	Opponent	Result
12/30	--/7	at Cincinnati	W, 78-69

1967-68 (1-0)

Date	AP Rank UI/Opp	Opponent	Result
12/28	--/4	vs. Tennessee (n) #	W, 64-59

1968-69 (2-4)

Date	AP Rank UI/Opp	Opponent	Result
2/1	--/4	at Davidson	W, 76-61
2/4	--/9	at Purdue	L, 87-99
2/8	--/10	at Illinois	L, 69-98
2/22	--/10	at Ohio State	L, 81-88
2/25	--/15	Illinois	W, 74-53
3/1	--/9	Purdue	L, 85-97

1969-70 (3-1)

Date	AP Rank UI/Opp	Opponent	Result
12/11	--/7	Duquesne	W, 98-87
1/3	--/17	Purdue	W, 94-88
3/12	8/6	vs. Jacksonville	L, 103-104
3/14	8/15	vs. Notre Dame	W, 121-106

1970-71 (1-3)

Date	AP Rank UI/Opp	Opponent	Result
12/12	--/7	at Drake	L, 70-72
2/2	--/15	Illinois	W, 92-84
2/23	--/18	at Ohio State	L, 71-80
3/6	--/18	at Indiana	L, 88-104

**1971-72 (2-4)**

Date	AP Rank UI/Opp	Opponent	Result
12/4	--/1	at UCLA	L, 72-106
1/22	--/5	at South Carolina	W, 91-85
1/29	--/16	Minnesota	L, 50-61
2/1	--/9	at Ohio State	L, 77-82
2/5	--/19	at Minnesota	L, 52-53
2/8	--/7	Ohio State	W, 80-67

1972-73 (3-4)

Date	AP Rank UI/Opp	Opponent	Result
12/4	--/8	at Kentucky	W, 79-66
12/13	--/20	Kansas State	L, 62-68
12/23	--/3	Marquette	L, 61-69
1/6	--/6	Minnesota#	W, 65-62
2/24	--/17	at Purdue	L, 66-74
3/3	--/12	Indiana	L, 64-80
3/5	--/3	at Minnesota	W, 79-77

1973-74 (0-5)

Date	AP Rank UI/Opp	Opponent	Result
12/8	--/7	at Marquette	L, 70-86
12/11	--/15	at Kansas State	L, 67-105
1/17	--/1	at UCLA	L, 44-66
1/19	--/12	Indiana	L, 51-55
1/26	--/15	Michigan#	L, 84-86

1974-75 (1-4)

Date	AP Rank UI/Opp	Opponent	Result
12/7	--/7	at Kansas	L, 54-89
1/11	--/1	at Indiana	L, 49-102
1/18	--/19	Michigan	L, 70-75
1/25	--/17	Minnesota	W, 53-44
2/8	--/1	Indiana	L, 56-79

1975-76 (1-4)

Date	AP Rank UI/Opp	Opponent	Result
1/10	--/17	at Minnesota	W, 71-68
1/26	--/1	Indiana	L, 73-88
1/31	--/15	at Michigan	L, 95-104
2/23	--/1	at Indiana	L, 81-101
2/28	--/13	Michigan	L, 74-88

1976-77 (2-2)

Date	AP Rank UI/Opp	Opponent	Result
1/8	--/13	at Minnesota+	W, 68-78
1/17	--/5	Michigan	L, 75-99
2/12	--/8	Minnesota+	W, 58-61
2/17	--/5	at Michigan	L, 80-91

1977-78 (0-4)

Date	AP Rank UI/Opp	Opponent	Result
12/21	--/9	at UNLV	L, 84-85
1/5	--/11	at Indiana	L, 51-69
1/21	--/10	at Michigan State	L, 58-68
2/9	--/10	Michigan State	L, 70-71

1978-79 (4-2)

Date	AP Rank UI/Opp	Opponent	Result
1/6	--/13	at Michigan	W, 85-79
1/20	--/6	at Michigan State#	L, 72-83
1/25	--/8	Illinois	W, 58-52
2/8	15/10	Michigan State	L, 57-60
2/15	14/13	Purdue	W, 75-72
2/24	12/14	at Ohio State	W, 83-68

1979-80 (5-6)

Date	AP Rank UI/Opp	Opponent	Result
1/3	10/20	at Illinois	W, 72-71
1/10	12/3	Ohio State	L, 71-77
1/17	13/19	at Indiana	L, 69-81
1/31	--/17	at Purdue	L, 56-70
2/9	--/12	Purdue	W, 74-59
2/23	--/11	at Ohio State	L, 69-70
3/8	--/19	vs. NC State	W, 77-64
3/14	--/3	vs. Syracuse	W, 88-77
3/16	--/20	vs. Georgetown	W, 81-80
3/22	--/4	vs. Louisville	L, 72-80
3/24	--/18	vs. Purdue	L, 58-75

1980-81 (3-0)

Date	AP Rank UI/Opp	Opponent	Result
1/17	14/9	at Michigan	W, 75-58
2/7	15/18	Illinois	W, 72-66
2/19	12/16	Indiana	W, 78-65

1981-82 (0-3)

Date	AP Rank UI/Opp	Opponent	Result
1/14	5/11	at Minnesota	L, 56-61
2/27	11/13	Minnesota###	L, 55-57
3/14	11/6	vs. Idaho#	L, 67-69

1982-83 (6-3)

Date	AP Rank UI/Opp	Opponent	Result
12/8	7/16	Marquette	W, 87-66
12/18	7/4	at UCLA	L, 66-75
1/20	10/16	at Minnesota	W, 68-52
1/29	14/2	Indiana	W, 63-48
2/10	20/18	Purdue	W, 55-46
2/16	16/2	at Indiana	W, 58-57
2/19	16/20	at Ohio State	L, 69-85
3/19	--/12	vs. Missouri	W, 77-63
3/25	--/13	vs. Villanova	L, 54-55

1983-84 (2-6)

Date	AP Rank UI/Opp	Opponent	Result
12/3	5/10	Oregon State	W, 56-45
12/10	5/18	at Oregon State	L, 48-53
12/30	--/17	vs. Memphis (n)	W, 73-66
2/2	--/8	Illinois##	L, 52-54
2/4	--/16	Purdue	L, 46-48
2/9	--/11	at Purdue	L, 58-79
2/12	--/8	at Illinois	L, 53-73
2/16	--/17	Indiana	L, 45-49

1984-85 (2-1)

Date	AP Rank UI/Opp	Opponent	Result
1/5	--/6	Illinois	W, 64-60
1/17	--/19	at Michigan State	W, 79-65
2/14	11/3	Michigan	L, 52-56

1985-86 (3-4)

Date	AP Rank UI/Opp	Opponent	Result
1/4	--/14	at Illinois	W, 60-59
1/18	--/2	Michigan	L, 57-61
1/30	--/15	Indiana	W, 79-69
2/15	--/10	at Michigan	L, 66-82
3/2	--/16	at Indiana	L, 73-80
3/6	--/19	Illinois	W, 57-53
3/14	--/20	vs. NC State	L, 64-66

1986-87 (6-3)

Date	AP Rank UI/Opp	Opponent	Result
Great Alaska Shootout			
11/29	10/17	vs. NC State (n) #	W, 90-89
1/14	2/8	at Illinois#	W, 91-88
1/19	2/6	at Purdue	W, 70-67
1/22	1/3	Indiana	W, 101-88
2/12	4/7	Purdue	L, 73-80
2/14	4/11	Illinois	W, 66-61
2/21	7/2	at Indiana	L, 75-84
3/20	6/17	vs. Oklahoma	W, 93-91
3/22	6/1	vs. UNLV	L, 81-84

1987-88 (5-6)

Date	AP Rank UI/Opp	Opponent	Result
11/28	11/7	vs. Kansas (n)	W, 100-81
12/12	3/4	Arizona	L, 59-66
12/19	7/20	at Iowa State#	L, 100-102
1/6	16/12	Indiana	W, 84-70
1/9	16/10	at Purdue	L, 79-80
1/21	19/13	Illinois	W, 93-79
2/3	13/11	at Michigan	L, 103-120
2/15	13/2	Purdue	L, 66-73
2/27	13/7	Michigan	W, 95-87
3/20	15/7	vs. UNLV	W, 104-86
3/25	15/3	vs. Arizona	L, 79-99

1988-89 (4-6)

Date	AP Rank UI/Opp	Opponent	Result
1/7	9/6	at North Carolina	W, 98-97
1/19	7/16	at Ohio State	L, 91-102
1/30	9/17	at Indiana	L, 89-104
2/5	9/2	Illinois	W, 86-82
2/9	8/10	Michigan##	L, 107-108
2/13	15/16	Ohio State	W, 83-75
3/4	11/10	at Michigan	L, 96-119
3/8	15/4	at Illinois	L, 94-118
3/11	15/6	Indiana	W, 87-70
3/19	15/17	vs. N.C. State##	L, 96-102

1989-90 (4-7)

Date	AP Rank UI/Opp	Opponent	Result
12/9	--/17	North Carolina	W, 87-74
12/23	16/13	at UNLV	L, 80-97
1/18	--/14	Indiana	L, 79-83
1/20	--/6	Michigan#	W, 78-76
1/25	--/21	at Minnesota	L, 72-84
1/27	--/13	at Purdue	L, 59-80
1/29	--/11	Illinois	W, 69-67
2/12	--/21	Michigan State	L, 70-80
2/24	--/18	Minnesota	L, 80-102
2/28	--/9	Purdue	W, 64-63
3/4	--/18	at Illinois	L, 85-118

1990-91 (6-3)

Date	AP Rank UI/Opp	Opponent	Result
11/15	--/19	Temple	W, 73-71
12/22	--/5	UCLA	W, 88-71
1/3	22/6	at Ohio State	L, 59-63
1/5	22/25	Michigan State	W, 79-66
1/19	24/3	Indiana	L, 79-99
2/7	--/25	at Michigan State	W, 71-67
2/21	--/4	at Indiana#	W, 80-79
3/10	--/2	Ohio State	W, 80-69
3/16	--/6	vs. Duke	L, 70-85

1991-92 (3-5)

Date	AP Rank UI/Opp	Opponent	Result
1/9	--/11	Michigan#	L, 77-80
1/19	--/4	at Ohio State	L, 81-85
2/6	--/11	Michigan State	W, 77-63
2/9	--/6	at Indiana	L, 66-81
2/12	--/17	at Michigan	W, 80-68
2/18	--/6	Ohio State	W, 92-86
3/15	--/16	at Michigan State	L, 53-64
3/21	--/1	vs. Duke	L, 62-75

1992-93 (2-6)

Date	AP Rank UI/Opp	Opponent	Result
1/6	8/5	at Indiana	L, 67-75
1/13	13/19	Minnesota	W, 84-77
1/16	13/3	at Duke	L, 56-65
1/31	11/5	Michigan	W, 88-80
2/6	9/1	Indiana	L, 66-73
3/2	15/4	at Michigan	L, 73-82
3/6	15/24	at Purdue	L, 58-69
3/21	17/12	vs. Wake Forest	L, 78-84

1993-94 (1-7)

Date	AP Rank UI/Opp	Opponent	Result
12/22	--/3	Duke	L, 76-79
1/8	--/13	Michigan	L, 70-71
1/11	--/11	Indiana	L, 75-89
2/2	--/22	Minnesota	W, 92-88
2/6	--/8	Purdue	L, 78-87
2/12	--/12	at Indiana	L, 91-93
2/16	--/7	at Michigan	L, 76-89
3/5	--/18	at Minnesota###	L, 96-107

1994-95 (4-3)

Date	AP Rank UI/Opp	Opponent	Result
12/3	--/14	Ohio University	W, 91-75
12/27	--/7	vs. Duke (n)	W, 81-71
12/30	--/3	vs. Arkansas (n)	L, 92-101
1/7	22/14	at Michigan State	L, 68-69
2/15	--/24	at Minnesota	W, 74-70
3/1	--/17	at Purdue	L, 85-92
3/8	--/9	Michigan State	W, 79-78

1995-96 (3-2)

Date	AP Rank UI/Opp	Opponent	Result
11/24	10/6	vs. Connecticut (n) #	W, 101-95
1/28	22/16	Michigan	W, 70-61
2/3	16/10	Penn State#	L, 87-95
3/9	19/4	Purdue	W, 56-52
3/17	19/11	vs. Arizona	L, 73-87

1996-97 (2-5)

Date	AP Rank UI/Opp	Opponent	Result
12/14	--/6	Iowa State	L, 74-81
1/19	--/18	at Michigan	L, 71-79
1/23	--/8	at Minnesota	L, 51-66
2/4	25/24	Indiana	W, 75-67
2/15	--/3	Minnesota	L, 66-68
2/20	--/18	Michigan	W, 80-75
3/15	--/6	vs. Kentucky	L, 69-75

1997-98 (1-3)

Date	AP Rank UI/Opp	Opponent	Result
2/1	16/19	Michigan	L, 66-80
2/7	24/16	at Michigan State	L, 64-75
2/18	--/5	Purdue	W, 88-69
2/22	--/23	at Illinois	L, 72-79

1998-99 (6-9)

Date	AP Rank UI/Opp	Opponent	Result
12/8	--/10	at Kansas	W, 85-81
12/31	21/8	Indiana	W, 67-52
1/7	17/11	Illinois	W, 84-62
1/12	12/21	at Ohio State	W, 71-68
1/16	12/19	at Minnesota	L, 70-75
1/21	14/11	at Michigan State	L, 65-80
1/23	14/15	Wisconsin	L, 52-72
2/4	14/18	at Purdue	L, 75-90
2/6	14/8	Michigan State	L, 81-95
2/10	19/22	Minnesota	W, 76-73
2/13	19/13	Ohio State	L, 69-73
2/27	18/20	at Indiana	L, 81-88
3/5	20/19	vs. Wisconsin (n)	L, 60-74
3/13	20/22	vs. Arkansas	W, 82-72
3/18	20/3	vs. Connecticut	L, 68-78

1999-2000 (3-5)

Date	AP Rank UI/Opp	Opponent	Result
IKON Coaches vs. Cancer Classic			
11/11	--/1	vs. Connecticut (n)	W, 70-68
11/30	--/24	vs. Maryland (n)	L, 65-83
1/8	--/11	Michigan State	L, 53-75
1/18	--/11	at Indiana	L, 71-74
2/3	--/15	Kansas	W, 77-69
2/9	--/5	at Ohio State	W, 67-64
2/16	--/25	at Purdue	L, 59-67
3/10	--/5	vs. Michigan State	L, 65-75

2000-01 (2-5)

Date	AP Rank UI/Opp	Opponent	Result
12/29	23/6	vs. Tennessee (n)	L, 68-80
1/11	--/7	Illinois	W, 78-62
2/18	25/5	at Michigan State	L, 70-94
2/24	--/3	at Illinois	L, 63-89
3/3	--/22	Wisconsin	L, 57-59
3/9	--/24	vs. Ohio State (n)	W, 75-66
3/17	--/15	vs. Kentucky	L, 79-92

2001-02 (3-5)

Date	AP Rank UI/Opp	Opponent	Result
11/20	9/12	vs. Memphis (n)	W, 75-71
11/21	9/5	vs. Missouri (n)	L, 77-78
11/27	7/1	vs. Duke (n)	L, 62-80
12/15	15/2	at Missouri	W, 83-65
1/15	17/11	at Illinois	L, 66-77
2/16	--/23	Ohio State	L, 66-72
3/9	--/23	vs. Indiana (n)	W, 62-60
3/10	--/21	vs. Ohio State (n)	L, 64-81

2002-03 (2-0)

Date	AP Rank UI/Opp	Opponent	Result
1/11	--/25	Michigan State	W, 68-64
1/15	--/8	Illinois	W, 68-61

2003-04 (2-4)

Date	AP Rank UI/Opp	Opponent	Result
11/29	--/17	vs. Louisville# (n)	W, 70-69
1/3	--/23	at Missouri	L, 56-76
1/7	--/24	Purdue	W, 71-61
1/17	--/25	at Illinois	L, 82-88
2/11	--/17	Wisconsin	L, 52-54
2/25	--/23	Illinois	L, 59-78

2004-05 (3-7)

Date	AP Rank UI/Opp	Opponent	Result
11/22	--/12	vs. Louisville (n)	W, 76-71
11/23	--/15	vs. Texas (n)	W, 82-80
11/24	--/11	vs. North Carolina (n)	L, 92-106
1/20	23/1	at Illinois#	L, 68-73
2/5	--/12	Michigan State	L, 64-75
2/9	--/20	at Wisconsin	L, 69-72
2/19	--/1	Illinois	L, 65-75
3/11	--/13	vs. Michigan State (n)	W, 71-69
3/12	--/23	vs. Wisconsin (n)	L, 56-59
3/17	--/21	vs. #23 Cincinnati	L, 64-76

2005-06 (8-1)

Date	AP Rank UI/Opp	Opponent	Result
11/21	18/7	vs. Kentucky (n)	W, 67-63
11/22	18/2	vs. Texas (n)	L, 59-68
11/30	14/24	NC State	W, 45-42
1/24	--/13	Indiana	W, 73-60
1/28	--/16	Ohio State	W, 67-62
2/4	23/21	Michigan	W, 94-66
2/11	18/24	at Indiana	W, 70-67
2/14	18/16	Michigan State	W, 66-54
3/12	20/7	vs. Ohio State (n)	W, 67-60

2006-07 (0-3)

Date	AP Rank UI/Opp	Opponent	Result
11/19	--/10	vs. Alabama (n)	L, 60-72
1/28	--/2	Wisconsin	L, 46-57
2/10	--/4	at Wisconsin	L, 62-74

2007-08 (1-5)

Date	AP Rank UI/Opp	Opponent	Result
1/2	--/11	Indiana	L, 76-79
1/5	--/25	at Wisconsin	L, 51-64
1/12	--/6	Michigan State	W, 43-36
1/23	--/7	at Indiana	L, 43-65
2/6	--/8	Wisconsin	L, 54-60
2/23	--/19	at Michigan State	L, 52-66

**2008-09 (0-7)**

Date	AP Rank UI/Opp	Opponent	Result
12/31	--/24	at Ohio State	L, 65-68
1/8	--/22	Minnesota	L, 49-52
1/18	--/19	at Purdue	L, 53-75
1/29	--/9	Michigan State	L, 56-71
2/1	--/19	at Illinois	L, 54-62
2/14	--/20	Purdue	L, 45-49
2/25	--/9	at Michigan State	L, 54-62

2009-10 (0-8)

Date	AP Rank UI/Opp	Opponent	Result
11/23	--/3	vs. Texas (n)	L, 60-85
12/29	--/4	Purdue	L, 58-67
1/9	--/10	Michigan State	L, 53-71
1/20	--/6	at Michigan State	L, 63-70
1/27	--/20	Ohio State	L, 57-65
2/7	--/13	at Ohio State	L, 58-68
2/13	--/6	at Purdue	L, 40-63
3/3	--/15	at Wisconsin	L, 40-67

2010-11 (1-5)

Date	AP Rank UI/Opp	Opponent	Result
12/29	--/23	Illinois	L, 77-87
1/4	--/2	Ohio State	L, 68-73
1/9	--/11	at Purdue	L, 52-75
1/19	--/1	at Ohio State	L, 48-70
2/9	--/13	Wisconsin#	L, 59-62
3/5	--/6	Purdue	W, 67-65

2011-12 (4-3)

Date	AP Rank UI/Opp	Opponent	Result
12/31	--/11	at Wisconsin	W, 72-65
1/7	--/6	Ohio State	L, 47-76
1/10	--/6	at Michigan State	L, 61-95
1/14	--/13	Michigan	W, 75-59
1/29	--/16	at Indiana	L, 89-103
2/19	--/18	Indiana	W, 78-66
2/23	--/16	Wisconsin	W, 67-66

2012-13 (0-7)

Date	AP Rank UI/Opp	Opponent	Result
12/31	--/5	Indiana	L, 65-69
1/6	--/2	at Michigan	L, 67-95
1/10	--/22	Michigan State	L, 59-62
1/22	--/14	at Ohio State	L, 63-72
2/3	--/23	at Minnesota	L, 59-62
3/2	--/1	at Indiana	L, 60-73
3/15	--/8	vs. Michigan State (n)	L, 56-59

2013-14 (2-6)

Date	AP Rank UI/Opp	Opponent	Result
12/13	23/17	at Iowa State	L, 82-85
1/5	22/4	at Wisconsin	L, 71-75
1/12	20/3	at Ohio State	W, 84-74
1/22	10/21	at Michigan	L, 67-75
1/28	15/7	Michigan State#	L, 69-71
2/8	17/10	Michigan	W, 85-67
2/22	15/16	Wisconsin	L, 74-79
3/6	24/22	Michigan State	L, 76-86

2014-15 (3-6)

Date	AP Rank UI/Opp	Opponent	Result
11/20	--/10	vs. Texas (n)	L, 57-71
11/21	--/23	vs. Syracuse (n)	L, 63-66
12/3	--/12	at North Carolina	W, 60-55
12/12	--/14	Iowa State	L, 75-90
12/30	--/20	at Ohio State	W, 71-65
1/20	25/6	at Wisconsin	L, 50-82
1/31	--/5	Wisconsin	L, 50-82
2/8	--/17	Maryland	W, 71-55
3/22	--/7	vs. Gonzaga (n)	L, 68-87

2015-16 (5-5)

Date	AP Rank UI/Opp	Opponent	Result
11/27	--/17	vs. Notre Dame (n)	L, 62-68
11/29	--/20	vs. Wichita State (n)	W, 84-61
12/10	--/4	at Iowa State	L, 82-83
12/29	--/1	Michigan State	W, 83-70
1/2	--/14	at Purdue	W, 70-63
1/14	16/4	at Michigan State	W, 76-59
1/24	9/22	Purdue	W, 83-71
1/28	3/8	at Maryland	L, 68-74
3/1	16/12	Indiana	L, 78-81
3/20	20/3	vs. Villanova (n)	L, 68-87

2016-17 (4-3)

Date	AP Rank UI/Opp	Opponent	Result
11/27	--/7	vs. Virginia	L, 41-74
12/8	--/25	Iowa State	W, 78-64
12/28	--/15	at Purdue	L, 67-89
1/12	--/17	Purdue	W, 83-78
1/19	--/25	Maryland	L, 76-84
2/25	--/24	at Maryland	W, 83-69
3/2	--/22	at Wisconsin	W, 59-57

2017-18 (0-5)

Date	AP Rank UI/Opp	Opponent	Result
1/20	--/3	Purdue	L, 64-87
2/6	--/4	Michigan State	L, 93-96
2/10	--/14	at Ohio State	L, 64-82
2/14	--/22	at Michigan	L, 59-74
3/1	--/15	vs. Michigan (n) #	L, 71-77

2018-19 (5-7)

Date	AP Rank UI/Opp	Opponent	Result
11/15	--/13	vs. Oregon (n)	W, 77-69
11/30	14/22	Wisconsin	L, 66-72
12/3	18/10	at Michigan State	L, 68-90
1/6	25/24	Nebraska	W, 93-84
1/12	--/16	Ohio State	W, 72-62
1/24	19/6	Michigan State	L, 67-82
2/1	--/5	Michigan	W, 74-59
2/19	21/24	Maryland	L, 65-66
3/7	--/21	at Wisconsin	L, 45-65
3/15	--/10	vs. Michigan (n)	L, 53-74
3/18	--/22	vs. Cincinnati (n)	W, 79-72
3/20	--/6	vs. Tennessee# (n)	L, 77-83

2019-20 (7-5)

Date	AP Rank UI/Opp	Opponent	Result
11/28	--/12	Texas Tech (n)	W, 72-61
12/6	--/4	Michigan	L, 91-103
1/4	23/21	vs. Penn State (n)	L, 86-89
1/10	--/12	Maryland	W, 67-49
1/17	--/19	Michigan	W, 90-83
1/22	19/24	Rutgers	W, 85-80
1/30	18/15	at Maryland	L, 72-82
2/2	18/19	Illinois	W, 72-65
2/20	20/25	Ohio State	W, 85-76
2/25	18/24	at Michigan State	L, 70-78
2/29	18/16	Penn State	W, 77-68
3/8	18/23	at Illinois	L, 76-78



Iowa posted its third win in program history over a top-ranked team with an 83-70 triumph over No. 1 Michigan State on Dec. 29, 2015, on Mediacom Court at Carver-Hawkeye Arena.



2K Empire Classic, New York City

2014-15

Texas	L	57-71
Syracuse	L	63-66

2018-19

Oregon	W	77-69
Connecticut	W	91-72

Advocare Invitational

2015-16

Dayton	L	77-82
Notre Dame	L	62-68
Wichita State	W	84-61

All-College Tournament, Oklahoma City, OK

1987-88

Illinois State	L	88-89
Oral Roberts	W	126-94

Anteater Classic, Irvine, CA

1986-87

Portland	W	84-65
UC-Irvine	W	105-103

Battle 4 Atlantis

2013-14, Paradise Island, Bahamas

Xavier	W	77-74 (OT)
UTEP	W	89-53
Villanova	L	83-88 (OT)

Big Ten Postseason Tournament

1997-98, Chicago, IL (5th seed)

Michigan	L	66-77
----------	---	-------

1998-99, Chicago, IL (5th seed)

Wisconsin	L	60-74
-----------	---	-------

1999-00, Chicago, IL (7th seed)

Minnesota	W	81-78
Michigan State	L	65-75

2000-01, Chicago, IL (6th seed)

Northwestern	W	72-55
Ohio State	W	75-66
Penn State	W	94-74
Indiana	W	63-61

2001-02, Indianapolis, IN (9th seed)

Purdue	W	87-72
Wisconsin	W	58-56
Indiana	W	62-60
Ohio State	L	64-81

2002-03, Chicago, IL (9th seed)

Ohio State	L	64-66
------------	---	-------

2003-04, Indianapolis, IN (4th seed)

Michigan	L	70-79
----------	---	-------

2004-05, Chicago, IL (7th seed)

Purdue	W	71-52
Michigan State	W	71-69
Wisconsin	L	56-59

2005-06, Indianapolis, IN (2nd seed)

Minnesota	W	67-57
Michigan State	W	53-48
Ohio State	W	67-60

2006-07, Chicago, IL (4th seed)

Purdue	L	55-74
--------	---	-------

2007-08, Indianapolis, IN (8th seed)

Michigan	L	47-55
----------	---	-------

2008-09, Indianapolis, IN (10th seed)

Michigan	L	45-73
----------	---	-------

2009-10, Indianapolis, IN (9th seed)

Michigan	L	52-59
----------	---	-------

2010-11, Indianapolis, IN (10th seed)

Michigan State	L	61-66
----------------	---	-------

2011-12, Indianapolis, IN (8th seed)

Illinois	W	64-61
Michigan State	L	75-92

2012-13, Chicago, IL (6th seed)

Northwestern	W	73-59
Michigan State	L	56-59

2013-14, Indianapolis, IN (6th seed)

Northwestern	L	62-67
--------------	---	-------

2014-15, Chicago, IL (5th seed)

Penn State	L	58-67
------------	---	-------

2015-16, Indianapolis, IN (5th seed)

Illinois	L	66-68
----------	---	-------

2016-17, Washington, D.C. (7th seed)

Indiana	L	73-95
---------	---	-------

2017-18, New York, NY (12th seed)

Illinois	W	96-87
Michigan	L	71-77 (OT)

2018-19, Chicago, IL (6th seed)

Illinois	W	83-62
Michigan	L	53-74

2019-20, Indianapolis (canceled due to COVID-19 global pandemic)

Cancun Challenge

2012-13, Cancun, Mexico

Western Kentucky	W	63-55
Wichita State	L	63-75

Cabrillo Classic, San Diego, CA

1978-79

Pennsylvania	W	87-84 (2 OT)
Stanford	W	83-68

Cayman Islands Classic, Grand Cayman

2017-18

Louisiana	L	71-80
South Dakota State	L	72-80
UAB	W	95-85

Chaminade Classic, Chaminade, HI

1988-89

Eastern Illinois	W	89-71
Saint Louis	W	83-80
UC-Riverside	L	92-110

Dale Howard Classic

2011-12, Des Moines, IA

Creighton	L	59-82
-----------	---	-------

**Dayton Classic, Dayton, OH****1979-80**

Mississippi State	W	81-62
Dayton	W	61-54

Dixie Classic, Chapel Hill, NC**1956-57**

N.C. State	L	70-84
DePaul	L	72-73 (OT)
West Virginia	W	79-76

Emerald Coast Classic, Niceville, FL**2016-17**

Virginia	L	41-74
Memphis	L	92-100

Far West Classic, Pullman, WA**1958-59**

Wyoming	W	82-74
Oregon State	L	71-72

1962-63

Arizona	W	57-56
Oregon	W	62-48
Oregon State	L	57-64

1963-64

Colorado State	L	56-61
Louisiana State	L	81-92
Washington State	W	74-66

1974-75

Oregon State	L	60-97
Wake Forest	L	71-92
Boston College	L	81-86

1985-86

Tampa	W	54-45
Boston University	W	76-71
St. Joseph's	L	56-60

Fiesta Classic, Tempe, AZ**1980-81**

Cincinnati	W	69-64
Arizona State	L	88-96

Great Alaska Shootout, Anchorage, AK**1986-87**

Alaska-Anchorage	W	91-81
North Carolina State	W	90-89 (OT)
Northeastern	W	103-80

1995-96

Ohio University	W	78-51
Connecticut	W	101-95 (OT)
Duke	L	81-88

Guardians (CBE) Classic**2001-02, Kansas City, MO**

Memphis	W	75-71
Missouri	L	77-78

2005-06, Kansas City, MO

Kentucky	W	67-63
Texas	L	59-68

2009-10, Kansas City, MO

Texas	L	60-85
Wichita State	L	57-74

Hawkeye Invitational, Iowa City, IA**1982-83**

Navy	W	76-65
Hawai'i	W	99-67

1983-84

Baylor	W	67-44
Oregon State	W	56-45

1984-85

Boston University	W	67-53
Texas Tech	W	58-48

1985-86

Arkansas State	L	62-66
Lehigh	W	89-68

1986-87

Delaware	W	95-47
Loyola-Marymount	W	103-80

1987-88

Navy	W	91-61
UC-Irvine	W	124-88

1988-89

Brown	W	109-61
Georgia	W	102-76

1989-90

Ohio University	W	75-49
Cal-Santa Barbara	W	85-79

1990-91

Colgate	W	80-59
Creighton	W	83-77

1991-92

Army	W	74-39
Louisiana Tech	W	84-65

1992-93

Texas-Pan American	W	85-29
Mississippi State	W	69-54

1993-94

Lehigh	W	104-77
Long Beach State	W	101-79

1994-95

Pepperdine	W	99-63
Ohio University	W	91-75

1995-96

East Tennessee State	W	104-58
Colgate	W	79-59

1996-97

Grambling State	W	93-73
LaSalle	W	65-60

1997-98

Rice	W	81-52
Weber State	W	81-56

1998-99

South Alabama	W	82-58
Detroit Mercy	W	61-60

1999-00		
Texas Southern	W	73-51
Ohio University	W	86-66
2000-01		
Tenn.-Chattanooga	W	79-60
Tulsa	W	66-65
2001-02		
Alabama State	W	73-64
Southern Methodist	W	86-69
2002-03		
Montana State	W	65-44
Southern Mississippi	W	65-63
2003-04		
Eastern Washington	W	70-54
Northern Illinois	W	65-57
2004-05		
Centenary	W	88-53
UNC Greensboro	W	83-58
2005-06		
Fairfield	W	75-59
Valparaiso	W	72-59
2006-07		
Texas-Pan American	W	62-46
Coppin State	W	83-67
2007-08		
Louisiana-Monroe	L	67-72 (OT)
Eastern Illinois	W	57-45
Holiday Festival, New York, NY		
1959-60		
St. John's	W	91-84
NYU	W	80-75
Cincinnati	L	83-96
IKON Coaches vs. Cancer Classic, New York City, NY		
1999-00		
Connecticut	W	70-68
Stanford	L	58-72
Kentucky Invitational, Lexington, KY		
1962-63		
Kentucky	L	69-94
Oregon State	L	55-61
Kettle Classic, Houston, TX		
1981-82		
Clemson	W	80-68
Houston	L	52-62
Las Vegas Invitational, Las Vegas, NV		
2008-09, Las Vegas, NV		
West Virginia	L	68-87
Kansas State	W	65-63
Las Vegas Invitational, Las Vegas, NV		
2019-20, Las Vegas, NV		
Texas Tech	W	72-61
San Diego State	L	73-83
Lobo Classic, Albuquerque, NM		
1976-77		
New Mexico	L	83-96
Pittsburgh	W	103-80

Los Angeles Classic, Los Angeles, CA		
1960-61		
California	W	83-80 (4 OTs)
USC	W	70-62
UCLA	W	71-65
1964-65		
USC	W	71-65
Utah	L	88-92
Minnesota	W	76-74
1967-68		
Tennessee	W	64-59 (OT)
Wyoming	L	87-94 (2 OT)
Saint Louis	W	80-77 (OT)
Maui Invitational, Maui, HI		
1987-88		
Stanford	W	78-75
Kansas	W	100-81
Villanova	W	97-74
1996-97		
California	L	59-75
LSU	L	60-70
Chaminade	W	67-37
2004-05		
Louisville	W	76-71
Texas	W	82-80
North Carolina	L	92-106
National Invitation Tournament, Preseason		
1990-91		
Temple (Iowa City, IA)	W	73-71
Notre Dame (South Bend, IN)	L	68-77
National Invitation Tournament, Postseason		
1994-95		
DePaul (Moline, IL)	W	96-87
Ohio University (Iowa City, IA)	W	66-62
Penn State (Iowa City, IA)	L	64-67
1997-98		
Georgia (Iowa City, IA)	L	93-100
2001-02		
LSU (Iowa City, IA)	L	61-63
2002-03		
Valparaiso (Iowa City, IA)	W	62-60
Iowa State (Ames, IA)	W	54-53
Georgia Tech (Iowa City, IA)	L	78-79
2003-04		
Saint Louis (St. Charles, MO)	L	69-70
2011-12		
Dayton (Iowa City, IA)	W	84-75
Oregon (Eugene, OR)	L	97-108
2012-13		
Indiana State (Iowa City, IA)	W	68-52
Stony Brook (Iowa City, IA)	W	75-63
Virginia (Charlottesville, VA)	W	75-64
Maryland (New York, NY)	W	71-60
Baylor (New York, NY)	L	54-74
2016-17		
South Dakota (Iowa City, IA)	W	87-75
TCU (Iowa City, IA)	L	92-94 (OT)

**NCAA Tournament****1954-55, Midwest Region, Evanston, IL**

Penn State	W	82-53
Marquette	W	86-81

Final Four, Kansas City, MO

LaSalle	L	73-76
Colorado	L	54-75

1955-56, Midwest Region, Iowa City, IA

Morehead State	W	97-83
Kentucky	W	89-77

Final Four, Evanston, IL

Temple	W	83-76
San Francisco	L	71-83

1969-70, Midwest Region, Columbus, OH

Jacksonville	L	103-104
Notre Dame	W	121-106

1978-79, Midwest Region, Bloomington, IN (#4 Seed)

Toledo	L	72-74
--------	---	-------

1979-80, East Region, Greensboro, NC (#5 Seed)

VA Commonwealth	W	86-72
N.C. State	W	77-64

Philadelphia, PA

Syracuse	W	88-77
Georgetown	W	81-80

Final Four, Indianapolis, IN

Louisville	L	72-80
Purdue	L	58-75

1980-81, Midwest Region, Wichita, KS (#3 Seed)

Wichita State	L	56-60
---------------	---	-------

1981-82, West Region, Pullman, WA (#6 Seed)

Northeast Louisiana	W	70-63
Idaho	L	67-69 (OT)

1982-83, Midwest Region, Louisville, KY (#7 Seed)

Utah State	W	64-59
Missouri	W	77-63

Kansas City, MO

Villanova	L	54-55
-----------	---	-------

1984-85, West Region, Salt Lake City, UT (#8 Seed)

Arkansas	L	54-63
----------	---	-------

1985-86, Midwest Region, Minneapolis, MN (#11 Seed)

N.C. State	L	64-66
------------	---	-------

1986-87, West Region, Tucson, AZ (#2 Seed)

Santa Clara	W	99-76
UTEP	W	84-82

Seattle, WA

Oklahoma	W	93-91 (OT)
UNLV	L	81-84

1987-88, West Region, Los Angeles, CA (#5 Seed)

Florida State	W	102-98
UNLV	W	104-86

Seattle, WA

Arizona	L	79-99
---------	---	-------

1988-89, East Region, Providence, RI (#4 Seed)

Rutgers	W	87-83
N.C. State	L	96-102 (2 OT)

1990-91, Midwest Region, Minneapolis, MN (#7 Seed)

East Tennessee State	W	76-73
Duke	L	70-85

1991-92, East Region, Greensboro, NC (#9 Seed)

Texas	W	98-92
Duke	L	62-75

1992-93, Southeast Region, Nashville, TN (#4 Seed)

Northeast Louisiana	W	82-69
Wake Forest	L	78-84

1995-96, West Region, Tempe, AZ (#6 Seed)

George Washington	W	81-79
Arizona	L	73-87

1996-97, West Region, Salt Lake City, UT (#8 Seed)

Virginia	W	73-60
Kentucky	L	69-75

1998-99, West Region, Denver, CO (#5 Seed)

UAB	W	77-64
Arkansas	W	82-72

Phoenix, AZ

Connecticut	L	68-78
-------------	---	-------

2000-01, East Region, Long Island, NY (#7 Seed)

Creighton	W	69-56
Kentucky	L	79-92

2004-05, Austin Region, Indianapolis, IN (#10 seed)

Cincinnati	L	64-76
------------	---	-------

2005-06, Atlanta Region, Auburn Hills, MI (#3 seed)

Northwestern State	L	63-64
--------------------	---	-------

2013-14, Midwest Region, Dayton, OH (#11 seed)

Tennessee	L	65-78 (OT)
-----------	---	------------

2014-15, South Region, Seattle, WA (#7 seed)

Davidson	W	83-52
Gonzaga	L	68-87

2015-16, South Region, Brooklyn, NY (#7 seed)

Temple	W	72-70 (OT)
Villanova	L	68-87

2018-19, South Region, Columbus, OH (#10 seed)

Cincinnati	W	79-72
Tennessee	L	77-83 (OT)

Paradise Jam, St. Thomas, Virgin Islands**2006-07**

Toledo	W	78-65
Alabama	L	60-72
Villanova	L	60-89

2010-11

Xavier	L	73-86
Alabama	W	55-47
Long Beach State	L	72-78

Quaker City Tournament, Philadelphia, PA**1961-62**

Penn State	W	67-48
Pennsylvania	W	72-64
Villanova	L	56-69

Queen City Tournament, Buffalo, NY**1957-58**

Cornell (NY)	W	73-68
Syracuse	W	58-52

Rainbow Classic, Honolulu, HI

1969-70			
St. John's (NY)	L	55-57	
Hawai'i	W	111-60	

1975-76

Holy Cross	W	98-75	
Arizona	W	82-80	
USC	L	73-81	

1984-85

Maryland	L	68-70 (OT)	
Cornell (NY)	W	59-56 (OT)	
Arkansas	W	71-52	

1994-95

Duke	W	81-71	
Hawai'i	W	84-82	
Arkansas	L	92-101	

2000-01

Detroit	W	69-68	
Tennessee	L	68-80	
Saint Louis	W	68-56	

Rebel Roundup, Las Vegas, NV

1977-78			
Tennessee	W	92-86	
UNLV	L	84-85	

Rochester Classic, Rochester, NY

1982-83			
James Madison	W	47-45	
Seton Hall	W	85-63	

San Juan Christmas Shootout, San Juan, Puerto Rico

1997-98			
Puerto Rico-Mayaguez	W	96-37	
Southern Mississippi	W	82-58	
St. Bonaventure	W	81-67	

San Juan Shootout, San Juan, Puerto Rico

1992-93			
American University	W	101-47	
Eastern Michigan	W	103-66	
Southern Illinois	W	90-70	

**South Padre Island Invitational
2007-08, South Padre Island, TX**

Bradley	L	56-67	
Utah State	L	62-75	

Sugar Bowl Tournament, New Orleans, LA

1968-69			
Houston	W	95-87	
Duke	L	82-85	

Sun Bowl Tournament, El Paso, TX

1965-66			
Arkansas	W	77-75	
UTEP	L	68-86	

Tampa Tribune Holiday Invitational, Tampa, FL

1991-92			
Butler	W	114-92	
South Florida	L	78-85	

Winston Tire Classic, Los Angeles, CA

1983-84			
USC	W	62-61	
Memphis State	W	73-66	



Iowa headlined the inaugural 2017 Cayman Islands Classic in Grand Cayman.

The Hawkeyes played in the four-team Las Vegas Invitational, Nov. 28-29, 2019.



YEAR	PTS-AVG	FG-FGA	PCT	3-PT FG	PCT	FT-FTA	PCT	REB-AVG	PF	AST	TO	BLK	STL
2019-20 Opponents	2410-77.7 2241-72.3	842-1868 815-758	.451 .321	244-703 243-758	.347 .321	482-643 368-507	.750 .726	1162-37.5 1095-35.3	496 589	538 478	376 384	120 115	191 192
2018-19 Opponents	2740-78.3 2585-73.9	914-2006 943-2104	.456 .448	285-782 281-866	.364 .324	627-849 418-606	.739 .690	1246-35.6 1217-34.8	565 721	542 545	425 454	112 97	211 230
2017-18 Opponents	2630-79.7 2597-78.7	946-1975 953-2061	.479 .462	252-672 284-755	.375 .376	486-699 407-579	.695 .703	1258-38.1 1092-33.1	551 646	602 537	441 365	134 97	172 232
2016-17 Opponents	2738-80.5 2654-78.1	964-2122 976-2195	.454 .445	300-791 289-603	.379 .685	510-741 413-603	.688 .685	1305-38.4 1302-38.3	610 673	602 587	472 486	130 117	252 265
2015-16 Opponents	2561-77.6 2287-69.3	906-2027 850-2021	.447 .421	269-719 242-772	.374 .313	480-669 345-505	.717 .683	1257-38.1 1229-37.2	538 644	523 454	339 432	156 99	223 176
2014-15 Opponents	2372-69.8 2119-62.3	821-1905 754-1903	.431 .396	192-576 227-696	.333 .326	538-723 384-553	.744 .694	1274-37.5 1136-33.4	536 607	482 411	377 417	158 121	218 200
2013-14 Opponents	2689-81.5 2321-70.3	919-1984 804-1938	.463 .415	191-546 229-722	.350 .317	660-898 484-686	.735 .706	1331-40.3 1101-33.4	603 717	532 423	371 439	164 112	234 209
2012-13 Opponents	2665-70.1 2388-62.8	903-2156 850-2168	.419 .392	204-668 212-719	.305 .295	655-896 476-675	.731 .705	1484-39.1 1307-34.4	648 742	573 440	476 500	183 159	263 264
2011-12 Opponents	2555-73.0 2537-72.5	902-1984 910-1993	.455 .457	201-539 244-707	.373 .345	550-763 473-648	.721 .730	1205-34.4 1193-34.1	590 651	521 515	433 473	119 111	262 193
2010-11 Opponents	2084-67.2 2110-68.1	766-1743 768-1749	.439 .439	146-465 212-639	.314 .332	406-601 362-489	.676 .740	1985-35.0 1045-33.7	512 551	423 466	447 445	89 106	208 215
2009-10 Opponents	1937-60.5 2112-66.0	675-1629 778-1696	.414 .459	239-753 196-574	.317 .341	348-503 360-505	.692 .713	1023-32.0 1019-31.8	507 524	394 439	440 349	64 109	134 214
2008-09 Opponents	1927-60.2 1908-59.6	650-1469 682-1570	.442 .434	258-709 199-563	.364 .353	369-496 345-503	.744 .686	928-29.0 943-29.5	537 540	375 384	401 355	68 84	152 171
2007-08 Opponents	1794-56.1 1857-58.0	616-1455 661-1635	.423 .404	222-640 196-591	.347 .332	340-524 339-496	.649 .683	1039-32.5 974-30.4	534 555	393 400	504 368	101 76	140 242
2006-07 Opponents	2121-68.4 2035-65.6	739-1684 737-1673	.439 .441	195-540 204-573	.361 .356	448-602 357-552	.744 .647	1027-33.1 1057-34.1	562 573	451 432	417 468	102 100	211 187
2005-06 Opponents	2254-66.3 2003-58.9	781-1811 732-1924	.431 .380	191-570 210-661	.335 .318	501-706 329-507	.710 .649	1285-37.8 1168-34.4	517 646	502 429	506 499	167 102	225 257
2004-05 Opponents	2407-72.9 2221-67.3	841-1831 791-1886	.459 .419	210-558 209-599	.376 .349	515-745 430-646	.691 .666	1198-36.3 1153-34.9	618 648	501 462	476 497	174 106	247 228
2003-04 Opponents	2071-71.4 1998-68.9	708-1538 699-1720	.460 .406	164-449 203-606	.365 .335	491-731 491-731	.672 .672	1099-37.9 993-34.2	541 632	440 447	472 396	132 97	208 212
2002-03 Opponents	2141-69.1 2060-66.5	746-1656 754-1785	.450 .422	146-503 207-644	.290 .321	503-703 345-506	.716 .682	1115-36.0 1016-32.8	553 632	447 451	471 421	127 117	207 229
2001-02 Opponents	2541-72.6 2384-68.1	872-1910 808-1913	.457 .422	208-552 234-693	.377 .338	589-850 534-751	.693 .711	1295-37.0 1105-31.6	701 733	508 468	540 512	120 114	253 252
2000-01 Opponents	2593-74.1 2469-70.5	815-1895 832-1912	.430 .435	210-573 223-658	.366 .339	753-1068 582-844	.705 .690	1351-38.6 1118-31.9	783 846	474 497	520 486	83 143	191 222
1999-00 Opponents	2064-68.8 2149-71.6	700-1711 728-1618	.409 .450	187-540 164-492	.346 .333	477-706 529-763	.676 .693	1043-34.8 1112-37.1	678 642	388 445	424 473	55 99	206 200
1998-99 Opponents	2217-73.9 2099-70.0	741-1602 749-1658	.463 .452	188-504 218-579	.373 .377	547-780 383-561	.701 .683	1047-34.9 934-31.1	544 650	455 465	532 529	80 77	268 258
1997-98 Opponents	2486-80.2 2091-67.5	878-1828 776-1805	.480 .430	218-543 204-603	.401 .338	512-721 335-512	.710 .654	1186-38.3 1010-32.6	498 645	566 453	514 555	114 105	315 258
1996-97 Opponents	2314-72.3 2038-63.7	813-1711 747-1787	.475 .418	184-464 219-605	.397 .362	504-719 325-506	.701 .642	1231-38.5 917-28.7	498 629	469 453	499 447	130 114	241 255
1995-96 Opponents	2548-79.6 2172-67.9	898-1871 794-1881	.480 .422	195-585 214-661	.333 .324	557-777 370-579	.717 .639	1296-40.5 1006-31.4	571 669	567 476	525 539	84 94	284 229
1994-95 Opponents	2757-83.6 2460-74.6	935-2034 936-1961	.460 .477	274-743 203-595	.369 .341	613-865 385-571	.709 .674	1213-36.8 1148-34.8	587 707	555 571	492 653	95 129	365 233
1993-94 Opponents	2254-83.5 2207-81.7	781-1754 839-1750	.445 .479	164-510 203-524	.322 .387	528-807 326-469	.654 .695	1118-41.4 992-36.7	477 640	477 538	495 521	76 115	303 247
1992-93 Opponents	2507-78.3 2093-65.4	886-1876 795-1930	.472 .412	103-323 183-534	.319 .343	632-897 320-491	.705 .652	1370-42.8 1015-31.7	498 690	456 460	489 513	165 99	306 264
1991-92 Opponents	2433-81.1 2161-72.0	858-1795 826-1908	.478 .433	105-350 187-525	.300 .356	612-857 322-491	.714 .656	1159-38.6 1079-36.0	494 677	475 461	460 537	161 102	276 224
1990-91 Opponents	2457-76.8 2308-72.1	867-1811 862-1890	.479 .456	134-330 200-534	.406 .375	588-891 384-576	.660 .666	1169-36.5 1083-33.8	568 720	461 536	548 583	146 95	262 249

YEAR-BY-YEAR STATISTICS

YEAR	PTS-AVG	FG-FGA	PCT	3-PT FG	PCT	FT-FTA	PCT	REB-AVG	PF	AST	TO	BLK	STL
1989-90 Opponents	2112-75.4 2240-80.1	746-1629 834-1738	.458 .480	89-312 184-438	.285 .420	531-813 392-589	.653 .666	1112-39.7 969-34.6	572 662	407 548	508 447	120 88	227 241
1988-89 Opponents	2957-89.6 2681-81.2	1092-2112 1041-2177	.517 .478	126-357 201-502	.353 .400	647-919 398-595	.704 .669	1367-41.4 1050-31.8	608 749	574 584	519 523	93 103	274 263
1987-88 Opponents	3181-93.6 2769-81.4	1141-2160 1114-2229	.528 .500	188-453 189-478	.415 .395	711-996 352-538	.714 .654	1317-38.7 1080-31.8	621 793	600 611	514 588	48 99	329 209
1986-87 Opponents	3055-87.3 2604-74.4	1140-2194 1005-2265	.520 .444	147-382 192-501	.385 .383	628-929 402-598	.676 .672	1508-43.1 1104-31.5	636 803	581 565	522 521	97 100	229 231
1985-86 Opponents	2355-73.6 2102-65.7	955-1874 825-1792	.510 .460	----- -----	----- -----	445-646 452-641	.689 .705	1121-35.0 1022-31.9	637 588	551 447	476 543	78 78	271 219
1984-85 Opponents	2246-70.2 1881-58.8	895-1856 767-1826	.482 .420	----- -----	----- -----	455-678 346-508	.671 .681	1325-41.4 1080-33.8	563 647	600 396	443 470	123 61	289 223
1983-84 Opponents	1648-58.9 1605-57.3	658-1425 650-1410	.462 .465	----- -----	----- -----	332-505 305-445	.657 .685	959-34.3 881-31.5	475 507	389 370	407 412	104 61	202 210
1982-83 Opponents	2161-69.7 1939-62.5	840-1775 782-1721	.473 .454	44-105 35-92	.419 .380	437-649 340-492	.673 .691	1121-36.2 1117-36.0	524 605	497 409	354 453	152 86	210 163
1981-82 Opponents	1896-65.4 1688-58.2	743-1568 668-1525	.474 .438	----- -----	----- -----	410-607 352-499	.675 .705	1061-36.6 965-33.3	515 566	445 319	379 426	82 80	193 160
1980-81 Opponents	2095-74.8 1802-64.4	829-1760 733-1594	.471 .460	----- -----	----- -----	437-607 336-514	.720 .654	1153-41.2 987-35.3	526 588	457 383	397 456	45 101	200 178
1979-80 Opponents	2409-73.0 2164-65.6	942-1922 885-1885	.490 .469	----- -----	----- -----	525-744 394-559	.706 .705	1215-36.8 1149-34.8	579 689	519 482	436 540	75 131	203 180
1978-79 Opponents	2168-77.4 1863-66.5	834-1760 740-1672	.474 .443	----- -----	----- -----	500-682 383-570	.733 .672	1106-39.5 1121-40.0	589 630	422 356	N/A N/A	N/A N/A	N/A N/A
1977-78 Opponents	2007-74.3 1982-73.4	794-1718 789-1712	.462 .461	----- -----	----- -----	419-612 404-606	.685 .667	1146-42.4 1096-40.6	566 601	414 392	N/A N/A	N/A N/A	N/A N/A
1976-77 Opponents	2172-80.4 2034-75.3	818-1864 792-1841	.439 .430	----- -----	----- -----	536-732 450-608	.732 .740	1262-46.7 1187-44.0	596 647	418 344	N/A N/A	N/A N/A	N/A N/A
1975-76 Opponents	2391-82.4 2305-79.5	992-2017 940-1938	.492 .485	----- -----	----- -----	407-607 425-568	.670 .748	1240-42.8 1126-38.8	578 610	568 446	N/A N/A	N/A N/A	N/A N/A
1974-75 Opponents	1898-73.0 2096-80.6	787-1854 865-1869	.425 .463	----- -----	----- -----	324-519 366-522	.624 .701	1204-46.3 1218-46.9	523 538	339 381	N/A N/A	N/A N/A	N/A N/A
1973-74 Opponents	1754-73.1 1948-81.2	740-1653 788-1655	.448 .476	----- -----	----- -----	372-530 372-530	.631 .702	999-41.7 1099-45.8	531 476	N/A N/A	N/A N/A	N/A N/A	N/A N/A
1972-73 Opponents	1860-77.5 1730-72.1	773-1736 699-1575	.445 .417	----- -----	----- -----	314-476 332-474	.660 .700	1186-49.4 1057-44.0	466 462	N/A N/A	N/A N/A	N/A N/A	N/A N/A
1971-72 Opponents	1936-80.7 1920-80.0	766-1685 721-1658	.455 .435	----- -----	----- -----	404-576 478-684	.701 .699	1162-48.4 1072-44.7	503 442	N/A N/A	N/A N/A	N/A N/A	N/A N/A
1970-71 Opponents	1948-81.2 1987-82.8	760-1735 754-1595	.438 .473	----- -----	----- -----	428-573 479-696	.747 .688	1063-44.3 1115-46.5	502 432	N/A N/A	N/A N/A	N/A N/A	N/A N/A
1969-70 Opponents	2467-98.7 2176-87.0	959-1834 860-1811	.523 .474	----- -----	----- -----	549-704 456-633	.780 .720	1102-44.1 1056-42.4	482 522	N/A N/A	N/A N/A	N/A N/A	N/A N/A
1968-69 Opponents	2025-84.4 1918-79.9	726-1547 747-1624	.470 .460	----- -----	----- -----	573-743 424-620	.771 .684	1058-44.1 1006-41.2	467 529	N/A N/A	N/A N/A	N/A N/A	N/A N/A
1967-68 Opponents	1879-75.1 1797-71.5	691-1630 690-1636	.423 .421	----- -----	----- -----	497-689 417-626	.721 .666	906-36.2 956-38.2	492 519	N/A N/A	N/A N/A	N/A N/A	N/A N/A
1966-67 Opponents	1956-81.5 1846-76.9	726-1577 736-1611	.460 .457	----- -----	----- -----	504-683 374-555	.737 .674	901-37.5 876-36.5	451 513	N/A N/A	N/A N/A	N/A N/A	N/A N/A
1965-66 Opponents	1980-82.5 1790-74.6	762-1689 672-1478	.451 .455	----- -----	----- -----	456-644 446-644	.708 .692	1044-43.5 920-38.3	505 514	N/A N/A	N/A N/A	N/A N/A	N/A N/A
1964-65 Opponents	2010-83.7 1797-74.8	757-1675 685-1486	.452 .467	----- -----	----- -----	496-721 427-661	.688 .646	911-38.0 799-33.3	528 522	N/A N/A	N/A N/A	N/A N/A	N/A N/A
1963-64 Opponents	1698-73.7 1858-80.7	633-1677 704-1672	.377 .421	----- -----	----- -----	432-643 450-669	.672 .673	922-40.1 1025-44.6	521 528	N/A N/A	N/A N/A	N/A N/A	N/A N/A
1962-63 Opponents	1577-65.7 1688-70.3	591-1563 655-1514	.378 .432	----- -----	----- -----	395-599 378-580	.658 .651	832-34.7 1035-43.1	452 478	N/A N/A	N/A N/A	N/A N/A	N/A N/A
1961-62 Opponents	1687-70.3 1619-67.4	636-1553 591-1483	.409 .389	----- -----	----- -----	415-639 437-629	.649 .694	919-38.3 910-37.9	476 481	N/A N/A	N/A N/A	N/A N/A	N/A N/A
1960-61 Opponents	1701-70.9 1552-64.6	652-1523 593-1557	.428 .380	----- -----	----- -----	397-620 366-533	.640 .686	978-40.8 865-36.0	413 456	N/A N/A	N/A N/A	N/A N/A	N/A N/A



YEAR	PTS-AVG	FG-FGA	PCT	3-PT FG	PCT	FT-FTA	PCT	REB-AVG	PF	AST	TO	BLK	STL
1959-60	1753-73.0	681-1644	.414	----	----	391-582	.671	957-39.9	454	N/A	N/A	N/A	N/A
Opponents	1704-71.0	554-1560	.355	----	----	396-559	.704	744-31.0	482	N/A	N/A	N/A	N/A
1958-59	1521-76.1	573-1510	.379	----	----	375-548	.684	941-47.1	354	N/A	N/A	N/A	N/A
Opponents	1529-76.5	598-1547	.386	----	----	343-495	.692	902-45.1	405	N/A	N/A	N/A	N/A
1957-58	1622-73.7	623-1619	.385	----	----	376-568	.662	885-40.2	350	N/A	N/A	N/A	N/A
Opponents	1608-73.1	629-1637	.384	----	----	350-531	.659	880-40.0	427	N/A	N/A	N/A	N/A
1956-57	1532-69.6	592-1622	.365	----	----	348-605	.575	787-35.8	409	N/A	N/A	N/A	N/A
Opponents	1578-71.7	587-1541	.381	----	----	404-606	.666	817-37.1	425	N/A	N/A	N/A	N/A
1955-56	2020-77.7	731-1903	.384	----	----	558-824	.684	1196-54.4	478	N/A	N/A	N/A	N/A
Opponents	1818-69.9	679-1852	.367	----	----	460-763	.603	1151-52.3	491	N/A	N/A	N/A	N/A
1954-55	1776-80.7	648-1662	.389	----	----	480-742	.646	N/A	460	N/A	N/A	N/A	N/A
Opponents	1579-70.8	537-1593	.336	----	----	505-786	.642	N/A	454	N/A	N/A	N/A	N/A
1953-54	1559-70.8	538-1435	.375	----	----	483-768	.629	N/A	490	N/A	N/A	N/A	N/A
Opponents	1415-64.3	478-1411	.338	----	----	459-723	.635	N/A	502	N/A	N/A	N/A	N/A
1952-53	1535-69.8	523-1602	.325	----	----	513-813	.631	N/A	433	N/A	N/A	N/A	N/A
Opponents	1503-68.3	548-1654	.331	----	----	407-658	.633	N/A	530	N/A	N/A	N/A	N/A
1951-52	1535-69.8	566-1663	.340	----	----	403-609	.662	N/A	439	N/A	N/A	N/A	N/A
Opponents	1358-61.7	532-1672	.318	----	----	294-503	.584	N/A	567	N/A	N/A	N/A	N/A
1950-51	1430-65.0	536-1728	.310	----	----	242-358	.597	1134-51.6	459	N/A	N/A	N/A	N/A
Opponents	1310-59.6	503-1598	.315	----	----	206-304	.596	782-35.6	525	N/A	N/A	N/A	N/A
1949-50	1410-64.1	534-1736	.308	----	----	231-342	.597	N/A	406	N/A	N/A	N/A	N/A
Opponents	1290-58.6	490-1619	.303	----	----	195-310	.614	N/A	447	N/A	N/A	N/A	N/A
1948-49	1102-55.1	404-1638	.246	----	----	202-292	.612	N/A	430	N/A	N/A	N/A	N/A
Opponents	1098-54.9	403-1504	.268	----	----	186-294	.581	N/A	422	N/A	N/A	N/A	N/A
1947-48	1082-57.0	407-1470	.277	----	----	180-268	.671	N/A	378	N/A	N/A	N/A	N/A
Opponents	902-47.4	330-1359	.243	----	----	178-242	.735	N/A	400	N/A	N/A	N/A	N/A
1946-47	1080-56.8	410- N/A	N/A	----	----	178-260	.684	N/A	N/A	N/A	N/A	N/A	N/A
Opponents	903-47.5	N/A- N/A	N/A	----	----	N/A	N/A	N/A	N/A	N/A	N/A	N/A	N/A
1945-46	1034-57.4	390- N/A	N/A	----	----	200-254	.787	N/A	334	N/A	N/A	N/A	N/A
Opponents	749-41.6	270- N/A	N/A	----	----	171-209	.818	N/A	367	N/A	N/A	N/A	N/A
1944-45	1030-57.2	408- N/A	N/A	----	----	150-214	.700	N/A	251	N/A	N/A	N/A	N/A
Opponents	706-39.2	274- N/A	N/A	----	----	136-159	.855	N/A	309	N/A	N/A	N/A	N/A
1943-44	951-52.8	392- N/A	N/A	----	----	132-167	.790	N/A	219	N/A	N/A	N/A	N/A
Opponents	695-38.6	285- N/A	N/A	----	----	114-125	.912	N/A	224	N/A	N/A	N/A	N/A
1942-43	807-47.4	305- N/A	N/A	----	----	97-197	.492	N/A	231	N/A	N/A	N/A	N/A
Opponents	802-47.1	330- N/A	N/A	----	----	123-142	.866	N/A	230	N/A	N/A	N/A	N/A
1941-42	942-47.1	367- N/A	N/A	----	----	100-208	.480	N/A	261	N/A	N/A	N/A	N/A
Opponents	862-43.1	342- N/A	N/A	----	----	132-178	.741	N/A	254	N/A	N/A	N/A	N/A
1940-41	886-44.3	344- N/A	N/A	----	----	149-198	.752	N/A	285	N/A	N/A	N/A	N/A
Opponents	786-39.3	296- N/A	N/A	----	----	131-194	.675	N/A	285	N/A	N/A	N/A	N/A
1939-40	753-35.9	294- N/A	N/A	----	----	145-165	.879	N/A	278	N/A	N/A	N/A	N/A
Opponents	789-37.8	302- N/A	N/A	----	----	127-185	.686	N/A	292	N/A	N/A	N/A	N/A
1938-39	674-35.5	247- N/A	N/A	----	----	101-180	.561	N/A	232	N/A	N/A	N/A	N/A
Opponents	694-36.5	272- N/A	N/A	----	----	122-140	.871	N/A	236	N/A	N/A	N/A	N/A
1937-38	743-35.4	286- N/A	N/A	----	----	122-171	.713	N/A	280	N/A	N/A	N/A	N/A
Opponents	732-34.9	275- N/A	N/A	----	----	143-182	.786	N/A	243	N/A	N/A	N/A	N/A
1936-37	689-34.5	254- N/A	N/A	----	----	121-181	.669	N/A	252	N/A	N/A	N/A	N/A
Opponents	677-33.9	252- N/A	N/A	----	----	144-173	.832	N/A	227	N/A	N/A	N/A	N/A
1935-36	590-31.0	218- N/A	N/A	----	----	124-154	.805	N/A	240	N/A	N/A	N/A	N/A
Opponents	600-31.5	222- N/A	N/A	----	----	128-156	.821	N/A	225	N/A	N/A	N/A	N/A
1934-35	638-33.6	242- N/A	N/A	----	----	122-154	.792	N/A	202	N/A	N/A	N/A	N/A
Opponents	623-32.8	251- N/A	N/A	----	----	112-121	.926	N/A	234	N/A	N/A	N/A	N/A
1933-34	681-35.8	262- N/A	N/A	----	----	93-157	.592	N/A	205	N/A	N/A	N/A	N/A
Opponents	539-28.3	200- N/A	N/A	----	----	55-139	.396	N/A	199	N/A	N/A	N/A	N/A

Season Team totals not available prior to 1934; Three-Point Field Goals were established in 1982-83, then discontinued until 1986-87
N/A = Not Available

1954-55 (19-7 OVERALL, 11-3 BIG TEN)

This years team won the Big Ten Championship and was Iowa's first NCAA Tournament squad that won an outright conference title (11-3) before finishing fourth in the national tournament. Coach Bucky O'Connor's team became the first in Iowa history to average more than 80 points per game. Bill Logan led the Hawkeyes in scoring (15.9) and rebounding (11.0).

Henry Berry	Jr.	Chicago, Ill.
Carl Cain	Jr.	Freeport, Ill.
Tom Choules	Jr.	Idaho Falls, Idaho
Carter Crookham	So.	Oskaloosa, Iowa
McKinley Davis	Sr.	Freeport, Ill.
Douglas Duncan	Sr.	Salt Lake City, Utah
Robert George	Jr.	Deerfield, Ill.
Lester Hawthorne	Jr.	Saybrook, Ill.
Roy Johnson	Jr.	Homewood, Ill.
John Liston	So.	Knoxville, Ill.
William Logan	Jr.	Keokuk, Iowa
Augie Martel	So.	Moline, Ill.
Jerry Reichow	Jr.	Decorah, Iowa
Jerry Ridley	Sr.	Riverside, Ill.
Richard Ritter	Jr.	Grinnell, Iowa
Milton Scheuerman	Jr.	Rock Island, Ill.
William Schoof	Jr.	Homewood, Ill.
William Seaberg	Jr.	Moline, Ill.
Frank Sebolt	So.	Davenport, Iowa

Head Coach: Frank 'Bucky' O'Connor

1955-56 (20-6 OVERALL, 13-1 BIG TEN)

The "Fabulous Five" -- Carl Cain, Bill Logan, Sharm Scheuerman, Bill Schoof and Bill Seaberg -- were NCAA runners-up, dropping an 83-71 decision to No. 1-ranked San Francisco. Iowa lost its Big Ten opener before winning 13 consecutive games to take a second straight conference title. Cain was a first team All-American and Logan led the team in scoring and rebounding.

Carl Cain	Sr.	Freeport, Ill.
Carter Crookham	Jr.	Oskaloosa, Iowa
Bob George	Sr.	Deerfield, Ill.
Les Hawthorne	Sr.	Saybrook, Ill.
Bill Logan	Sr.	Keokuk, Iowa
Augie Martel	Jr.	Moline, Ill.
Jim McConnell	So.	Des Moines, Iowa
Norman Paul	So.	Clarence, Iowa
Tom Payne	So.	Quincy, Ill.
Gene Pitts	So.	Chicago, Ill.
Milton Scheuerman	Sr.	Rock Island, Ill.
Bill Schoof	Sr.	Homewood, Ill.
Greg Schroeder	So.	Muscatine, Ill.
Bill Seaberg	Sr.	Moline, Ill.
Frank Sebolt	Jr.	Davenport, Iowa

Head Coach: Frank 'Bucky' O'Connor

1979-80 (23-10 OVERALL, 10-8 BIG TEN)

This Iowa squad did not win the Big Ten title, but the 1979-80 Hawkeyes recovered from a rash of midseason injuries to become the third Iowa team to reach the NCAA Final Four. All-American Ronnie Lester averaged 14.7 points per game, despite missing 16 games with a knee injury.

Mike Arens	Sr.	Chicago, Ill. (Highland Park)
Kenny Arnold	So.	Chicago, Ill. (Calumet)
Greg Boyle	Jr.	Mundelein, Ill. (Mundelein)
Kevin Boyle	So.	Chicago, Ill. (St. Laurence)
Vince Brookins	Jr.	Cleveland, Ohio (Collinwood)
Jon Darsee	So.	West Des Moines, Iowa (Valley)
Mark Gannon	Fr.	Iowa City, Iowa (Regina)
Bob Hansen	Fr.	Des Moines, Iowa (Dowling)
Mike Heller	Fr.	St. Paul, Minn. (St. Thomas)
Mike Henry	Jr.	Elgin, Ill. (Larkin)
Steve Krafcisin	Jr.	Chicago, Ill. (St. Laurence)
Ronnie Lester	Sr.	Chicago, Ill. (Dunbar)
Randy Norton	So.	Iowa City, Iowa (Regina)
Steve Waite	Jr.	Iowa City, Iowa (West)

Head Coach: Lute Olson

Assistant Coach: Jim Rosborough

Assistant Coach: Tony McAndrews

Assistant Coach: Ken Burmeister

**1922-23 (13-2 OVERALL, 11-1 BIG TEN)**

The 1922-23 team won the school's first-ever Big Ten title, with 11 victories in 12 league contests. A 23-21 loss at Indiana in the regular-season finale allowed Wisconsin (whom the Hawkeyes did not play) to tie for the title. Hector Janse became the first Hawkeye sophomore to make the All-Western Conference Team.

Paul Barton
 Robert Burgitt
 Clarence Duhm
 Wayland Hicks
 Jack Funk
 Hector Janse
 James Laude
 Richard McGovney
 Ed Voltmer
 Bill Swenson

Head Coach: Sam Barry

1925-26 (12-5 OVERALL, 8-4 BIG TEN)

Coach Sam Barry took a Hawkeye squad that was picked for last in the Big Ten and guided it to a four-way share of the league title. After a 2-4 start, the Big Ten's top defensive team (21.4 point average) won a then-conference record six straight games. Captain Charles McConnell was an all-league selection.

Amstrong
 Gamble
 Pops Harrison
 Ralph Hogan
 Keel
 Fred Lawson
 Charles McConnell
 Harold Miller
 Gordon Phillips
 Smith
 Swenson
 George VanDeusen

Head Coach: Sam Barry

1944-45 (17-1 OVERALL, 11-1 BIG TEN)

Iowa's 1944-45 squad, under the direction of Pops Harrison, won the school's first outright conference basketball championship. Brothers Herb and Clayton Wilkinson were first team all-conference selections. Herb Wilkinson and Dick Ives (the top scorer at 12.1 per game) combined to make five All-America teams.

Robert Beckham	Fr.	Sperry, Iowa
LaVerne Bruns	Fr.	Denver, Iowa
Leo Cabalka	So.	Cedar Rapids, Iowa
Robert Cole	Jr.	Galesburg, Ill.
Richard Culberson	Jr.	Iowa City, Iowa
James Graham	Fr.	Springville, Iowa
Richard Ives	So.	Diagonal, Iowa
Edwin Marsh	Fr.	Cedar Falls, Iowa
Robert Marshall	Jr.	Atlantic, Iowa
Allen McCord	So.	Davenport, Iowa
Russell McLoughlin	Fr.	Audobon, Iowa
Robert Miller	Fr.	Mason City, Iowa
Bud Paulsen	Fr.	Bennett, Iowa
Ned Postels	Jr.	Mankato, Minn.
Sherwin Sankey	Fr.	Ute, Iowa
Donald Schnepf	Jr.	Alvord, Iowa
Clinton Schryver	Fr.	Laurens, Iowa
Robert Schulze	Fr.	Davenport, Iowa
Dean Selken	Fr.	Vinton, Iowa
Jack Spencer	So.	Davenport, Iowa
Stanley Straatsma	Fr.	Sioux Center, Iowa
Robert Swisher	Fr.	Leon, Iowa

Head Coach: Lawrence 'Pops' Harrison

1954-55 (19-7 OVERALL, 11-3 BIG TEN)

This year's team won the Big Ten Championship and was Iowa's first NCAA Tournament squad that won an outright conference title (11-3) before finishing fourth in the national tournament. Coach Bucky O'Connor's team became the first in Iowa history to average more than 80 points per game. Bill Logan led the Hawkeyes in scoring (15.9) and rebounding (11.0).

Henry Berry	Jr.	Chicago, Ill.
Carl Cain	Jr.	Freeport, Ill.
Tom Choules	Jr.	Idaho Falls, Idaho
Carter Crookham	So.	Oskaloosa, Iowa
McKinley Davis	Sr.	Freeport, Ill.
Douglas Duncan	Sr.	Salt Lake City, Utah
Robert George	Jr.	Deerfield, Ill.
Lester Hawthorne	Jr.	Saybrook, Ill.
Roy Johnson	Jr.	Homewood, Ill.
John Liston	So.	Knoxville, Ill.
William Logan	Jr.	Keokuk, Iowa
Augie Martel	So.	Moline, Ill.
Jerry Reichow	Jr.	Decorah, Iowa
Jerry Ridley	Sr.	Riverside, Ill.
Richard Ritter	Jr.	Grinnell, Iowa
Milton Scheuerman	Jr.	Rock Island, Ill.
William Schoof	Jr.	Homewood, Ill.
William Seaberg	Jr.	Moline, Ill.
Frank Sebolt	So.	Davenport, Iowa

Head Coach: Frank 'Bucky' O'Connor

1955-56 (20-6 OVERALL, 13-1 BIG TEN)

The "Fabulous Five" -- Carl Cain, Bill Logan, Sharm Scheuerman, Bill Schoof and Bill Seaberg -- were NCAA runners-up, dropping an 83-71 decision to No. 1-ranked San Francisco. Iowa lost its Big Ten opener before winning 13 consecutive games to take a second straight conference title. Cain was a first team All-American and Logan led the team in scoring and rebounding.

Carl Cain	Sr.	Freeport, Ill.
Carter Crookham	Jr.	Oskaloosa, Iowa
Bob George	Sr.	Deerfield, Ill.
Les Hawthorne	Sr.	Saybrook, Ill.
Bill Logan	Sr.	Keokuk, Iowa
Augie Martel	Jr.	Moline, Ill.
Jim McConnell	So.	Des Moines, Iowa
Norman Paul	So.	Clarence, Iowa
Tom Payne	So.	Quincy, Ill.
Gene Pitts	So.	Chicago, Ill.
Milton Scheuerman	Sr.	Rock Island, Ill.
Bill Schoof	Sr.	Homewood, Ill.
Greg Schroeder	So.	Muscatine, Ill.
Bill Seaberg	Sr.	Moline, Ill.
Frank Sebolt	Jr.	Davenport, Iowa

Head Coach: Frank 'Bucky' O'Connor

1967-68 (16-9 OVERALL, 10-4 BIG TEN)


The 1967-68 team shared the Big Ten title with Ohio State after winning six of its first eight league battles. Coach Ralph Miller's team led the Big Ten race before dropping its final conference game to Michigan (72-71). All-American Sam Williams (25.3 points and 10.3 rebounds per game) was named Big Ten Most Valuable Player.

Dick Agnew	Jr.	San Bernardino, Calif.
Frank Nelson	So.	Sioux City East, Iowa
Huston Breedlove	Sr.	Akron, Ohio
Chad Calabria	So.	Aliquippa, Pa.
Jim Hodge	So.	Danvers, Ill.
Dick Jensen	So.	Madrid, Iowa
Ron Norman	Sr.	Freeport, Ill.
Rolly McGrath	Sr.	Topeka, Kan.
Chris Philips	So.	Sac City, Iowa
Tom Schulze	So.	Des Moines, Iowa
Glenn Vidnovic	So.	McKeesport, Pa.
Dave White	Jr.	Arlington Heights, Ill.
Sam Williams	Sr.	Detroit, Mich.

Head Coach: Ralph Miller

Assistant Coach: Dick Schultz

Assistant Coach: Lanny Van Eman



Iowa's 1969-70 team ran its way to a perfect 14-0 league mark and set many scoring records. The 1969-70 Hawkeyes, who won 17 of their last 18 games, are still the highest scoring team in Big Ten history (102.9 points per game).

**1969-70 (20-5 OVERALL, 14-0 BIG TEN)**

The Iowa "Six Pack" ran its way to a perfect 14-0 league mark and set many scoring records. The 1969-70 Hawkeyes, who won 17 of their last 18 games, are still the highest scoring team in Big Ten history (102.9 points per game). Iowa eclipsed the century mark 12 times. Four players averaged over 17 points, led by John Johnson (27.6).

Fred Brown	Jr.	Milwaukee, Wis.
Chad Calabria	Sr.	Aliquippa, Pa.
George Conway	Jr.	Miami, Fla.
Ken Grabinski	So.	Clear Lake, Iowa
Omar Hazley	Jr.	Kansas City, Mo.
Jim Hodge	Sr.	Danvers, Ill.
Tom Hover	So.	Aurora, Ill.
Dick Jensen	Sr.	Madrid, Iowa
John Johnson	Sr.	Milwaukee, Wis.
Gary Lusk	So.	Madison, Ill.
Ben McGilmer	Sr.	Detroit, Mich.
Tom Miller	Jr.	Lawrence, Kan.
Joe Miranda	Jr.	Miami, Fla.
Lynn Rowat	So.	Des Moines, Iowa
Tom Schulze	Sr.	Des Moines, Iowa
Glenn Vidnovic	Sr.	McKeensport, Pa.

Head Coach: Ralph Miller
Assistant Coach: Dick Schultz
Assistant Coach: Lanny Van Eman

1978-79 (20-8 OVERALL, 13-5 BIG TEN)

Lute Olson's lone Big Ten championship squad tied for the title with Purdue and NCAA champion Michigan State. Ronnie Lester, the leading scorer (18.7 points per game), was All-Big Ten and All-American. The 20 wins tied an Iowa season record and the 13 league victories still rank second in Hawkeye history.

Kenny Arnold	Fr.	Chicago, Ill. (Calumet)
Greg Boyle	So.	Mundelein, Ill. (Mundelein)
Kevin Boyle	Fr.	Chicago, Ill. (St. Laurence)
Vincent Brookins	So.	Cleveland, Ohio (Collinwood)
Clay Hargrave	Sr.	Iowa City, Iowa (City)
Mike Henry	So.	Elgin, Ill. (Larkin)
Steve Krafcsin	So.	Chicago, Ill. (St. Laurence)
Ronnie Lester	Jr.	Chicago, Ill. (Dunbar)
William Mayfield	Sr.	Detroit, Mich. (Cass Tech)
Tom Norman	Sr.	Freeport, Ill. (Freeport)
Randy Norton	Fr.	Iowa City, Iowa (Regina)
Dick Peth	Sr.	Tomah, Wis. (Tomah)
Kirk Speraw	Sr.	Sioux City, Iowa (North)
Steve Waite	So.	Iowa City, Iowa (West)

Head Coach: Lute Olson
Assistant Coach: Jim Rosborough
Assistant Coach: Tony McAndrews
Assistant Coach: Johnnie Butler

2000-01 (23-12 OVERALL, 7-9 BIG TEN)

Steve Alford's second Iowa team won four games in four days to claim the 2001 Big Ten Tournament championship at the United Center in Chicago. Reggie Evans was named Most Outstanding Player after averaging 16 points and 12.8 rebounds. Freshman Brody Boyd led Iowa with 22 points in the 63-61 championship game win over Indiana. Evans earned honorable mention All-American honors after leading the nation in rebounding, free throws, free throw attempts, scoring, rebounding and double-doubles.

Brody Boyd	Fr.	Dugger, Ind. (Union)
Reggie Evans	Jr.	Pensacola, Fla. (Coffeyville, Kan., CC)
Joe Fermino	Sr.	Hyde Park, Mass. (Barton County CC)
Kyle Galloway	Sr.	Sioux City, Iowa (Sioux City West)
Duez Henderson	Jr.	Detroit, Mich. (River Lounge)
Ryan Hogan	Jr.	Deerfield, Ill. (Deerfield/Kentucky)
Dean Oliver	Sr.	Mason City, Iowa (Mason City)
Luke Recker	Jr.	Auburn, Ind. (DeKalb (Arizona))
Jared Reiner	Fr.	Tripp, S.D. (Tripp-Delmont)
Cortney Scott	Fr.	Jackson, Mich. (Lansing Waverly)
Jason Smith	Sr.	Bettendorf, Iowa (Bettendorf)
Sean Sonderleiter	Fr.	Des Moines, Iowa (Christian)
Rod Thompson	Jr.	Galesburg, Ill. (Galesburg)
Glen Worley	Fr.	Iowa City, Iowa (West)

Head Coach: Steve Alford
Assistant Coach: Rich Walker
Assistant Coach: Sam Alford
Assistant Coach: Greg Lansing

2005-06 (25-9, 11-5 BIG TEN)

Iowa's senior dominated team posted a 17-0 record in Carver-Hawkeye Arena and won the 2006 Big Ten Conference Tournament in Indianapolis. The 25 wins marked the second-highest number in school history as the Hawkeyes posted a sixth consecutive winning season under Coach Steve Alford. The Hawkeyes tied for second during the regular season, one game behind Ohio State, before defeating the Buckeyes in the title game of the post-season tournament. Senior guard Jeff Horner was named MVP of the Big Ten Tournament, while senior forward Greg Brunner was named to the all-tournament team.

J.R. Angle	So.	Franklin, Ind. (Indian Creek)
Dan Bohall	Fr.	Sioux City, Iowa (East)
Greg Brunner	Sr.	Charles City, Iowa (Charles City)
Tony Freeman	Fr.	Maywood, Ill. (St. Joseph's)
Seth Gorney	So.	Vandalia, Ohio (Butler)
Adam Haluska	Jr.	Carroll, Iowa (Carroll)
Erek Hansen	Sr.	Bedford, Texas (Kirkwood, Iowa, CC)
Mike Henderson	Jr.	Waterloo, Iowa (East)
Jeff Horner	Sr.	Mason City, Iowa (Mason City)
Ryan Kennedy	Jr.	Des Moines, Iowa (Roosevelt)
Kurt Looby	Jr.	St. John's, Antigua (Tyler, Texas, CC)
Carlton Reed	So.	Waterloo, Iowa (East)
Doug Thomas	Sr.	Pasadena, Calif. (Southeastern, Iowa, CC)
Alex Thompson	So.	Ames, Iowa (Ames)
Brett Wessels	Fr.	Bettendorf, Iowa (Bettendorf)
Justin Wieck	Sr.	North Liberty, Iowa (Kirkwood, Iowa, CC)

Head Coach: Steve Alford
Assistant Coach: Greg Lansing
Associate Head Coach: Craig Neal
Assistant Coach: Brian Jones

Former All-American Don Nelson and head coach George Raveling were inducted into the Naismith Hall of Fame in 2012 and 2015, respectively.

While at Iowa (1983-86), Raveling guided the Hawkeyes to back-to-back 20-win seasons and a pair of NCAA Tournament appearances. Raveling is not only known for making history by breaking down racial barriers as a coach, but also was a part of history when in 1963 he received the original copy of the Martin Luther King Jr., “I Have a Dream” speech.

Nelson is the all-time winningest coach in NBA history with over 1,300 victories and is one of only two coaches to be named NBA Coach of the Year three times (1983, 1985, 1992). He spent over 40 years of his life as a player, coach and general manager. He led teams to 18 playoff appearances where he amassed 75 playoff wins and is one of only two NBA

coaches to win 250 games with three different teams. He also coached Dream Team II to a gold medal in the 1994 World Championships. Nelson, who was named in 1996 as one the NBA’s 10 Best Coaches of all time, is the only coach with 1,000+ wins and multiple NBA championships as a player, where he won five titles with the Boston Celtics (1966, 1968, 1969, 1974 and 1976).

As a Hawkeye, Nelson led the Hawkeyes to 45 victories between 1959-62. He left Iowa after the 1962 season with 1,522 points, averaging 21.2 points per game in 72 career games, which currently ranks fourth best for scoring average in the Iowa record books.

Photo Credit: Bob Blanchard, Naismith Memorial Basketball Hall of Fame and Richard Orr.





CONSENSUS ALL-AMERICANS

FIRST TEAM

Murray Wier, 1948
Chuck Darling, 1952
Luka Garza, 2020

SECOND TEAM

Dick Ives, 1945
Herb Wilkinson, 1945
Jarrod Uthoff, 2016

ALL-AMERICANS

- 1934 Ben Selzer CT (2nd), LD (2nd)
1944 Dave Danner TSN (2nd)
Dick Ives CT (3rd), Pic (3rd)
1945 Dick Ives Arg (1st), CT (2nd)
Herb Wilkinson Helms (1st), TSN (2nd), Arg (3rd)
1946 Herb Wilkinson Helms (2nd), TSN (2nd)
Dick Ives True (3rd)
1947 Herb Wilkinson Helms (2nd)
1948 Murray Wier AP (1st), Helms (1st), SW (1st), RB (1st), True (2nd), CT (3rd)
1952 Chuck Darling AP (1st), Col (1st), Helms (1st), INS (1st), Look (1st), UP (1st), Ath (2nd), CT (2nd)
Bob Clifton Look (3rd)
1955 Bill Seaberg Helms (3rd)
1956 Carl Cain CT (1st)
Bill Logan CT (2nd), Helms (2nd)
1961 Don Nelson CT (2nd)
1962 Don Nelson CT (2nd), AP (3rd), Helms (3rd), UP (3rd)
1967 Sam Williams Helms (2nd)
1968 Sam Williams Helms (1st), CT (2nd), AP (3rd)
1970 John Johnson BN (1st), Helms (1st), Con (2nd), AP (3rd), UPI (3rd)
1971 Fred Brown BN (1st), BW (1st), Helms (1st), Con (2nd), TSN (2nd), AP (3rd)
1973 Kevin Kunnert Helms (1st)
1979 Ronnie Lester CF (1st), AP (2nd), NABC (3rd), UPI (3rd)
1980 Ronnie Lester CF (1st), TSN (2nd)
1997 Andre Woolridge BT (1st), AP (3rd)
2006 Jeff Horner AP (HM)
2007 Adam Haluska AP (HM)
2016 Jarrod Uthoff TSN (2nd), USBWA (2nd), NABC (3rd), USA (3rd), Scout (3rd), AP (3rd), SI (HM)
2017 Peter Jok AP (HM)
2020 Luka Garza AP (1st), USBWA (1st), NABC (1st), TSN (1st), FOX (1st), ESPN (1st), CBS (1st)

Key to Abbreviations

AP -- Associated Press; Arg -- Argosy; Ath -- Athletic Publications;
BN -- Basketball News; BR -- Bleacher Report; BT -- Basketball Times;
BW -- Basketball Weekly; CBS -- CBS Sports; CF -- Citizens Foundation;
Col -- Colliers; Con -- Converse; CT -- Converse-Taylor; ESPN -- ESPN; FOX -- FOX Sports; Helms -- Helms Foundation; INS -- International News Service; LD -- Literary Digest; Look -- Look Magazine; NABC -- National Association of Basketball Coaches; Pic -- Pic Magazine; RB -- Radio Broadcasters; Scout -- Scout.com; SI -- Sports Illustrated; SW -- Sports Week; True -- True Magazine; TSN -- The Sporting News; UP -- United Press; UPI -- United Press International; USA -- USA Today. Team is listed in parentheses (1st, 2nd or 3rd).

NATIONAL COACH OF THE YEAR

1980 Lute Olson (NABC and Sporting News)
1987 Tom Davis (AP)

NATIONAL PLAYER OF THE YEAR

1980 Luka Garza (TSN, Basketball Times, ESPN, FOX, Stadium, BR)

ACADEMIC ALL-AMERICAN OF THE YEAR

2007 Adam Haluska
2016 Jarrod Uthoff

ACADEMIC ALL-AMERICA

1996 Jess Settles, second team
2001 Luke Recker, third team
2002 Luke Recker, third team
2006 Greg Brunner, third team
Adam Haluska, third team
2007 Adam Haluska, first team
2015 Mike Gesell, third team
2016 Jarrod Uthoff, first team
Mike Gesell, second team

ACADEMIC ALL-BIG TEN

1968 Rolly McGrath
1969 Chad Calabria
1971 Ken Grabinski
Gary Lusk
1972 Neil Fegebank
1976 Scott Thompson
Cal Wulfsberg
1977 Cal Wulfsberg
1979 Steve Waite
1980 Steve Waite
1981 Steve Waite
1990 Brig Tubbs
1991 Brig Tubbs
1992 Jim O'Connor
1994 Nate Koch
1995 Nate Koch
Jess Settles
1996 Jess Settles
1997 Jason Bauer
1998 Jason Bauer
Ryan Luehrsmann
Scott Rabenold
Jess Settles
1999 Jason Bauer
Josiah Bilskemper
Jess Settles
B.J. Terrones
Jason Smith
Bryce Peterson
2000 Kyle Galloway
Jason Smith
2001 Kyle Galloway
Luke Recker
Jason Smith
2002 Luke Recker
Jared Reiner
2003 Jared Reiner
2004 Greg Brunner
Jared Reiner
Kurt Spurgeon
2005 Greg Brunner
Adam Haluska
2006 Greg Brunner
Adam Haluska
Jeff Horner
Justin Wieck
2007 Adam Haluska
Brett Wessels
2009 Jeff Peterson
2010 Devan Bawinkel
Matt Gatens
2011 Eric May
T.J. Sayre
2012 Matt Gatens
Eric May
Branden Stubbs
2013 Eric May
Christopher Rickert
2014 Mike Gesell
Jarrod Uthoff
Adam Woodbury
2015 Mike Gesell
Jarrod Uthoff
Adam Woodbury
2016 Nicholas Baer
Mike Gesell
Jarrod Uthoff
Adam Woodbury
2017 Nicholas Baer
2018 Nicholas Baer
Brady Ellingson
2019 Austin Ash
Michael Baer
Nicholas Baer
Connor McCaffery
Jack Nunge
2020 Michael Baer
Connor McCaffery
Jack Nunge
Joe Wieskamp

FIRST TEAM		SECOND TEAM		THIRD TEAM	
1939	Ben Stephens	1950	Frank Calsbeek	1963	Dave Roach
1942	Milt Kuhl	1951	Frank Calsbeek	1964	Jimmy Rodgers
1944	Dave Danner		Chuck Darling	1965	George Peeples
1945	Herb Wilkinson	1952	Bob Clifton	1966	Chris Pervall
	Clayton Wilkinson	1953	McKinley Davis	1976	Dan Frost, c
1946	Herb Wilkinson	1954	Carl Cain	1976	Bruce King, c
1947	Herb Wilkinson	1955	Carl Cain	1980	Steve Krafcisin, c
1948	Murray Wier		Bill Logan	1981	Vince Brookins, c
1952	Charles Darling		Bill Seaberg	1982	Kevin Boyle, c
1955	Bill Logan		Milt Scheuerman		Kenny Arnold, c
1956	Bill Logan	1956	Bill Seaberg	1983	Bob Hansen, c
	Carl Cain	1958	Dave Gunther	1984	Steve Carfino, c
1959	Dave Gunther	1965	Chris Pervall	1986	Gerry Wright, c
1961	Don Nelson	1966	George Peeples	1987	Brad Lohaus, c
1962	Don Nelson	1968	Chad Calabria	1989	Roy Marble, c
1967	Sam Williams	1970	Fred Brown	1990	Les Jepsen, cm
1968	Sam Williams		Glenn Vidnovic	1991	Acie Earl, c
1970	John Johnson	1972	Rick Williams	1993	Val Barnes, cm
1971	Fred Brown		Kevin Kunnert	1994	James Winters, m
1978	Ronnie Lester	1973	Kevin Kunnert		Jess Settles, m
1979	Ronnie Lester	1974	Candy LaPrince	1995	Jess Settles, cm
1981	Kevin Boyle	1976	Scott Thompson, cm		Andre Woolridge, m
1985	Greg Stokes	1977	Bruce King, cm	1996	Russ Millard, cm
1989	Ed Horton	1978	Ron Lester, m	1997	Ryan Bowen, m
1992	Acie Earl	1980	Kevin Boyle, cm	1999	Dean Oliver, cm
1996	Jess Settles	1982	Michael Payne, cm	2000	Dean Oliver, c
	Andre Woolridge	1983	Greg Stokes, cm	2001	Dean Oliver, cm
1997	Andre Woolridge	1984	Greg Stokes, cm	2002	Luke Recker, cm
2006	Greg Brunner	1987	Roy Marble, cm	2003	Chauncey Leslie, m
2007	Adam Haluska	1988	Roy Marble, c	2004	Jeff Horner, cm
2014	Devyn Marble, cm	1988	B.J. Armstrong, cm		Pierre Pierce, cm
2015	Aaron White, cm	1989	B.J. Armstrong, cm	2006	Adam Haluska, c
2016	Jarrold Uthoff, cm	1991	Acie Earl, m		Jeff Horner, cm
2017	Peter Jok, cm	1993	Acie Earl, cm	2007	Tyler Smith, cm
2020	Luka Garza, cm	1994	James Winters, c	2008	Tony Freeman, c
		1995	Chris Kingsbury, m	2012	Matt Gatens, c
		1998	Ryan Bowen, cm	2013	Aaron White, m
		2001	Reggie Evans, cm		Devyn Marble, c
		2002	Reggie Evans, cm	2014	Aaron White, cm
		2005	Greg Brunner, cm	2015	Jarrold Uthoff, c
		2012	Matt Gatens, m	2019	Tyler Cook, c
		2016	Peter Jok, cm		Jordan Bohannon, c
		2019	Tyler Cook, m	2020	Joe Wieskamp, cm

KEY TO VOTING

1948-1954	Second Team only chosen by conference coaches
1954-1956	Second Team only chosen by media
1957	Second and Third Team chosen by media
1958-1961	Second Team only chosen by media
1962-1966	Second and Third Team chosen by media
1967-1973	Second Team only chosen by media
1974	Second & Third Team (UPI only) chosen by media
1975-1976	UPI-Coaches Selected Second and Third Teams – c AP selected a Second Team only – m
1977-1979	UPI-Coaches selected a Second Team only – c AP selected a Second Team only – m
1980-1989	UPI-Coaches selected second and third teams – c AP selected a Second Team only – m
1990-present	Coaches selected second and third teams – c Media selected second and third teams – m

BIG TEN COACH OF THE YEAR

1979	Lute Olson
1987	Tom Davis

BIG TEN PLAYER OF THE YEAR

2020	Luka Garza
------	------------

BIG TEN DEFENSIVE PLAYER OF THE YEAR

1992	Acie Earl
2006	Erek Hansen

BIG TEN SIXTH MAN OF THE YEAR

2006	Doug Thomas
2015	Gabriel Olaseni
2017	Nicholas Baer

BIG TEN FRESHMAN OF THE YEAR

1994	Jess Settles
------	--------------

BIG TEN ALL-DEFENSIVE TEAM

2006	Erek Hansen
2016	Jarrold Uthoff

BIG TEN ALL-FRESHMAN TEAM

2007	Tyler Smith
2009	Matt Gatens
2010	Eric May
2011	Melsahn Basabe
2012	Aaron White
2017	Jordan Bohannon, Tyler Cook
2019	Joe Wieskamp
2020	CJ Fredrick

MOST OUTSTANDING PLAYER, BIG TEN TOURNAMENT


2001	Reggie Evans
2006	Jeff Horner

ALL-TOURNAMENT TEAM, BIG TEN TOURNAMENT

2001	Reggie Evans (Most Outstanding Player)
2002	Luke Recker
	Reggie Evans
2006	Greg Brunner
	Jeff Horner (Most Outstanding Player)



In 2016, Jarrod Uthoff became the first University of Iowa men's basketball player to achieve All-America and Academic All-America honors in the same season.



The Chris Street Award, named in honor of former Hawkeye Chris Street, is presented annually to “A Hawkeye player who best exemplifies the spirit, enthusiasm and intensity of Chris Street.” Street died in an auto accident Jan.19, 1993, midway through his junior year.

1993	Wade Lookingbill	2007	Tony Freeman
1994	Jess Settles	2008	Cyrus Tate
1995	Jim Bartels	2009	Jarryd Cole
1996	Jess Settles	2010	Devan Bawinkel
1997	Ryan Bowen	2011	Jarryd Cole
	John Streif, Trainer	2012	Matt Gatens
1998	Darryl Moore	2013	Eric May
1999	Jason Bauer	2014	Roy Devyn Marble
	Jess Settles	2015	Aaron White
2000	Ryan Luehrsmann	2016	Anthony Clemmons
	Jason Price		Mike Gesell
2001	Dean Oliver		Jarrod Uthoff
2002	Duez Henderson		Adam Woodbury
2003	Jeff Horner	2017	Peter Jok
2004	Brody Boyd	2018	Jordan Bohannon
	Greg Brunner	2019	Nicholas Baer
2005	Adam Haluska	2020	Luka Garza
2006	Adam Haluska		Ryan Kriener



Chris Street 1972-1993

MOST VALUABLE PLAYERS

1946	Herb Wilkinson	1986	Andre Banks
1947	Murray Wier	1987	Kevin Gamble
1948	Murray Wier		Roy Marble
1949	Charlie Mason	1988	B.J. Armstrong
1950	Frank Calsbeek		Bill Jones
1951	Frank Calsbeek		Roy Marble
1952	Charles Darling	1989	B.J. Armstrong
1953	Herb Thompson		Ed Horton
1954	Carl Cain		Roy Marble
1955	Bill Seaberg	1990	Les Jepsen
1956	Carl Cain	1991	Acie Earl
1957	Dave Gunther		James Moses
1958	Dave Gunther	1992	Acie Earl
1959	Dave Gunther	1993	Acie Earl
1960	Don Nelson	1994	James Winters
1961	Don Nelson	1995	Jess Settles
1962	Don Nelson		Andre Woolridge
1963	Jerry Messick	1996	Russ Millard
1964	Jimmy Rodgers		Jess Settles
1965	Jimmy Rodgers		Andre Woolridge
1966	Dennis Pauling	1997	Andre Woolridge
1967	Gerry Jones	1998	Ryan Bowen
1968	Sam Williams	1999	Kent McCausland
1969	John Johnson		Dean Oliver
1970	John Johnson		Jess Settles
1971	Fred Brown	2000	Jake Jaacks
1972	Kevin Kunnert		Dean Oliver
	Rick Williams	2001	Reggie Evans
1973	Kevin Kunnert		Dean Oliver
1974	Candy LaPrince	2002	Reggie Evans
1975	Dan Frost		Luke Recker
1976	Scott Thompson	2003	Chauncey Leslie
1977	Bruce King	2004	Jeff Horner
1978	Ronnie Lester		Pierre Pierce
1979	Ronnie Lester	2005	Greg Brunner
1980	Ronnie Lester		Jeff Horner
1981	Vince Brookins	2006	Greg Brunner
1982	Kevin Boyle		Erek Hansen
1983	Bob Hansen		Jeff Horner
1984	Steve Carfino	2007	Adam Haluska
1985	Greg Stokes		
	Michael Payne		

* - - Iowa stopped designating an MVP following the 2007 season.

EARNED CHICAGO TRIBUNE TROPHY AS BIG TEN MOST VALUABLE PLAYER

1948	Murray Wier
1952	Chuck Darling
1968	Sam Williams

BIG TEN PLAYER OF THE YEAR

2020	Luka Garza
------	------------

RETIRED NUMBERS & JERSEY

10 B.J. ARMSTRONG (JERSEY)

B.J. Armstrong’s jersey was retired in 1992. Graduated as Iowa’s career assist leader (currently fourth), B.J. ranks fifth in career scoring and was a two-time Hawkeye MVP. A first round draft choice of the Chicago Bulls in 1989, B.J. played a vital role in Chicago’s NBA titles in 1991 and 1992. Armstrong moved into Chicago’s starting line-up in 1993 as the Bulls won their third straight NBA title. Armstrong concluded his NBA career with Chicago in 1999-00.

12 RONNIE LESTER

Ronnie is Iowa’s seventh all-time leading scorer with 1,675 points. Lester started 3 1/2 seasons before a knee injury shortened his senior season. He was the Hawkeyes’ MVP three times, an All-Big Ten selection twice and an All-American in 1979-1980. He played in the NBA for Chicago and Los Angeles. Ronnie won a World Championship with the Los Angeles Lakers in 1985 and served as vice-president of the Laker organization.

21 CARL CAIN

Carl was a 1956 first team All-American and All-Big Ten for the Hawkeyes’ national runners-up. A 1956 Olympian, Cain was forced into a reserve role for the United States because of a back injury. Carl was a two-time Iowa MVP and finished his career with 1,054 points.

22 BILL SEABERG

Bill was a starting guard on the “Fabulous Five” team that ended up as the NCAA runner-up in 1956. He was third team All-America by Helms and the Hawkeyes’ MVP in 1955, when he averaged 13 points.

31 BILL LOGAN

Bill, a member of the Hawkeyes’ 1,000-point Club, topped the squad in scoring three times. A two-time All-Big Ten selection, Logan was second team All-America in 1956 according to Helms and Converse-Taylor. Bill helped Iowa to a second place Big Ten finish as a sophomore and consecutive Final Four appearances his last two seasons.

33 BILL SCHOOF

Bill played forward on the “Fabulous Five” team and scored 6.3 points per game. A three-year letterman, Schoof was a starter on Iowa’s 1955 and 1956 Final Four teams. In those two seasons he helped the Hawkeyes to a record of 39-13.

40 CHRIS STREET

Chris Street’s number was retired following his untimely death in 1993. Street died in an auto accident 15 games into his junior season. A fixture in Iowa’s starting line-up since midway through his freshman season, Street was averaging 14.5 points and 9.5 rebounds per contest through 15 games and had recently earned MVP honors at the San Juan Shootout. Chris established an Iowa record by making 34 consecutive free throws.

41 GREG STOKES

Greg, a three-year starter in the pivot, is the school’s fourth all-time career scorer (1,768 points). Greg owns the school record for field goal percentage in a game (1.000, 11 of 11). After an All-Big Ten senior season (19.9 scoring norm), Greg was selected in the 1985 NBA Draft by Philadelphia.

46 SHARM SCHEUERMAN

Sharm made his mark at Iowa as an athlete and coach. He started on the “Fabulous Five” basketball team and lettered three times in basketball and baseball. After graduation in 1956, Sharm returned to coach his alma mater in 1959. His 1961 squad finished 18-6.

**THE NBA DRAFT**

The National Basketball Association (NBA) held its first draft of college-players in 1947. Here is a list of University of Iowa players drafted by NBA teams:

Year	Player, Team	Round	# Pick in Round	# Pick Overall
1947	Dick Ives, Pittsburgh			
	Herb Wilkinson, St. Louis			
1948	Murray Wier, Ft. Wayne			
1951	Frank Calsbeek, Ft. Wayne			
1952	Bob Clifton, Fort Wayne			
	Charles Darling, Rochester			
1956	Carl Cain, Rochester			
	Bill Logan, Boston			
1959	Dave Gunther, Philadelphia	8	3	56
1960	Americus John-Lewis, St. Louis	7	6	54
1962	Don Nelson, Chicago	3	1	17
1966	George Peeples, Baltimore	4	5	35
1967	Gerry Jones, Los Angeles	13	4	137
1968	Sam Williams, Milwaukee	3	13	35
1969	Ben McGilmer, Seattle	6	3	74
1970	John Johnson, Cleveland	1	7	7
	Glenn Vidnovic, Cleveland	4	9	60
	Ben McGilmer, Baltimore	12	10	193
	Chad Calabria, Phoenix	14	7	210
1971	Fred Brown, Seattle	1	6	6
1973	Kevin Kunnert, Chicago	1	12	12
	Rick Williams, Boston	14	5	193
1976	Scott Thompson, Detroit	4	4	55
	Dan Frost, Milwaukee	4	8	59
1977	Bruce King, Detroit	4	14	80
1980	Ronnie Lester, Portland	1	10	10
1981	Steve Kraficisin, Atlanta	5	6	98
	Vince Brookins, Detroit	6	2	117
	Steve Waite, Boston	6	22	137
1982	Kenny Arnold, Dallas	5	4	96
	Kevin Boyle, Philadelphia	6	22	137
1983	Bob Hansen, Utah	3	7	54
	Mark Gannon, San Diego	8	4	166
1984	Steve Carfino, Boston	6	23	139
1985	Greg Stokes, Philadelphia	2	9	33
	Michael Payne, Houston	3	10	57
1986	Andre Banks, Houston	5	19	112
1987	Brad Lohaus, Boston	2	22	45
	Kevin Gamble, Portland	3	17	63
	Gerry Wright, Detroit	5	19	111
1988	Jeff Moe, Utah	2	17	42
1989	B.J. Armstrong, Chicago	1	18	18
	Roy Marble, Atlanta	1	23	23
	Ed Horton, Washington	2	12	39
1990	Les Jepsen, Golden State	2	1	28
1993	Acie Earl, Boston	1	19	19
1996	Russ Millard, Phoenix	2	10	39
1998	Ricky Davis, Charlotte	1	21	21
	Ryan Bowen, Denver	2	26	55
1999	J.R. Koch, New York	2	17	46
2007	Adam Haluska, New Orleans	2	13	43
2014	Roy Devyn Marble, Orlando	2	26	56
2015	Aaron White, Washington	2	19	49

**FIRST BASKETBALL GAME PLAYED IN IOWA CITY**

Iowa City was the site of the first college basketball game played with five players on a side. The historic event took place in Close Hall on the University of Iowa campus on January 18, 1896.

In that first game, the University of Chicago defeated Iowa 15-12, with neither team using any substitutes.

The game was arranged by Iowa professor H.F. Kallenberg, who had earlier attended Springfield College, and wrote James Naismith for a copy of the rules of the game, and Amos Alonzo Stagg, a friend of Kallenberg who had become the athletic director at Chicago.

**-A-**

Agnew, Richard	1966,67,68
Allen, Frank	1960
Anapol, Angelo	1939
Anderson, Craig	1981,82,83,84
Andrews, William	1951
Angelino, Glenn	1971,72,73
Angersola, Ken	1973
Angle, J.R.	2005,07,08,09
Archie, Devon	2010,11,12
Arens, Mike	1980
Armstrong, B.J.	1986,87,88,89
Arnold, Kenny	1979,80,81,82
Ash, Austin	2019,20

-B-

Baer, Michael	2019,20
Baer, Nicholas	2016,17,18,19
Banazek, Kenneth	1964,65
Banks, Andre	1983,84,85,86
Bannick, Edwin	1915,16,17
Barko, John	1933,34,35,36
Barnes, Val	1991,92, 93
Bartels, Jim	1991,93,94,95
Barton, James	1905,06,07
Basabe, Melsahn	2011,12,13,14
Bastian, Edward	1964,65,66
Bastian, Howard	1933,34
Bastian, Kenneth	1939,40
Bauer, Jason	1997,98,99
Bawinkel, Devan	2009,10
Bennett, P.J.	1932
Bergman, Joe	1967
Berkenpas, Todd	1982,83,84,85
Berrien, Clifford	1917,18,19
Berry, Harry	1912,13
Beutjer, Jon	2001
Bilskemper, Josiah	1999
Blackmer, Ivan	1934,35
Bobby, Albert	1935,37
Bowen, Ryan	1995,96,97,98
Bohall, Dan	2008
Bohannon, Jordan	2017,18,19,20
Boyd, Brody	2001,02,03,04
Boyle, Bryan	1983,84
Boyle, Greg	1978,80,81,82
Boyle, Kevin	1979,80,81,82
Bratten, Elmer	1937
Breedlove, Huston	1966,67,68
Brigham, Leon	1918
Brock, Allen	1902,03,04
Brommer, Andrew	2009,10,11,12
Brookins, Vince	1978,79,80,81
Brown, B.A.	1907,08,09
Brown, Fred	1970,71
Brown, Homer	1918,19
Brownlee, Jack	2004,05
Brunner, Greg	2003,04,05,06
Buckles, Kenneth	1952,53
Buckner, Chester	1906,07,08
Bullard, Matt	1989,90
Burckheimer, I.A.	1907,08
Burgitt, Robert	1922,23

-C-

Cain, Carl	1954,55,56
Calabria, Chad	1968,69,70
Calsbeek, Franklin	1949,50,51
Carfino, Steve	1981,82,83,84
Carpenter, Robert	1959
Carter, John	1994,95
Cartwright, Bryce	2011,12
Casey, Bart	1985,86,87
Chapman, Tom Jr.	1965,66,67
Chapman, Tom Sr.	1942,43
Clemmons, Anthony	2013,14,15,16
Clifton, Robert	1950,51,52
Cochrane, Everett	1951,52
Colbert, Edward	1951
Cole, Jarryd	2008,09,10,11
Collins, James	1972,73,74
Conway, George	1969,71
Cook, Tyler	2017,18,19
Cotton, Kenneth	1918,19
Cougill, Brennan	2010
Cox, Cody	2011,12
Crawford, Josh	2007
Culberson, Dick	1945

-D-

Dailey, Maishe	2017,18,19
Danner, Dave	1944,46,47
Darling, Charles	1950,51,52
Darsee, Jon	1980,81,82
David, Virgil	1928,29
Davis, Jermain	2009
Davis, Keno	1995
Davis, McKinley	1952,53,54,55
Davis, Ricky	1998
Davis, Rodell	1990,91,92
DeHeer, Floyd	1936,37
Dennard, Jerry	1982,83
Denning, Kyle	2012,13,14,15
Denoma, Mike	1963,64,65
Devine, Aubrey	1920,21,22
Diehl, Robert	1951
Dille, Glenn	1949
Dittmer, Jack	1950
Dollmeyer, Greg	2003
Drake, Terry	1975,77,78
Dress, Jack	1936,37,38
DuBois, W.L.	1902
Duffe, Bernard	1942
Duhm, Clarence	1924
Dull, J. Michael	1960
Duncan, Douglas	1954,55
Dutton, Lawrence	1915,16,17

-E-

Earl, Acie	1990,91,92,93
Ellingson, Brady	2015,16,17,18
Ely, Howard	1938
Epstein, S.	1931
Eshleman, Harold	1932,33
Evans, Dick	1940
Evans, Reggie	2001,02
Evelyn, Bakati	2020

-F-

Farrell, Thomas	1902,03
Farroh, Mike	1929

Fegebank, Neil	1972,73,74
Fermino, Joe	2000,01
Fields, L.R.	1914
Figg, James	1930
Filkins, D.C.	1932
Finlayson, Robert	1920
Finley, Roger	1948,49
Fleming, Andrew	2016
Fort, Johnny	1984
Fountain, Bruce	1942
Fredrick, CJ	2020
Freeman, Robert	1948
Freeman, Tony	2006,07,08
Fritzell, John	1995
Frohwein, George	1921,22
Frost, Dan	1975,76
Fullard, Ken	1984,85
Fuller, Aaron	2009,10
Funk, Jack	1923,24

-G-

Gaddis, Wally	1936,37
Galloway, Kyle	1998,00,01
Gamble, Kevin	1986,87
Gannon, Mark	1980,81,82,83
Gardner, Ray	1912,13
Garner, Brian	1989
Garza, Luka	2018,19,20
Gatens, Matt	2009,10,11,12
Gatens, Mike	1974,75,76
Geneva, Fred	1929
Gentry, Nolden	1958,59,60
Gesell, Mike	2013,14,15,16
George, Robert	1954,55,56
Givant, Todd	1993
Glasper, Mon'ter	1993,94,95,96
Gomes, Marcelo	1999,00
Gorney, Seth	2005,06,07,08
Gottschalk, Gary	1966,67
Gould, Joe	1971
Grabinski, Ken	1970,71,72
Grafton, Jimmie	1944
Graham, Jim	1945
Greene, Herald	1950,51,52
Griffin, Rob	2000
Griffith, Dwight	1904,05,06
Grim, John	1933,34,35
Grissel, Earl	1914
Grogan, Tom	1980
Gunther, Dave	1957,58,59
Guzowski, Tony	1946,48,49

-H-

Haberecht, Fred	1975,76
Haberer, Brian	1998
Hairston, John	1974,75,76,77
Hakeman, Dennis	1974
Hall, Eugene	1947,48
Hallstrom, Jim	1978
Haluska, Adam	2005,06,07
Hankins, Andrew	1962,63,64
Hansen, Bob	1980,81,82,83
Hansen, Erek	2004,05,06
Hargrave, Clay	1976,77,78
Harring, Richard	1959
Harris, Norman	1948
Harris, Tom	1960



Harrison, Lawrence	1926,28
Harsha, Vince	1940,41,42
Hawthorne, Lester	1954,55,56
Hays, Donald	1948,49,50
Hazley, Omar	1969,70,71
Hegg, Peer	1957
Hein, Richard	1941,42
Heitman, Mike	1958,59,60
Heller, Mike	1980
Helmers, Greg	1995,96,97,98
Henderson, Duez	1999,00,01,02
Henderson, Mike	2004,05,06,07
Henry, Mike	1978,79,80,81
Herwig, Lloyd	1944
Hettrick, Gene	1953
Hicks, Wayland	1922,23,24
Hildreth, Reg	1930
Hill, Kent	1985,86,87,88
Hill, Wendell	1941,42
Hobbs, Nicolas	2019,20
Hobbs, Robert	1938,39
Hodge, James	1969,70
Hogan, Ralph	1926,27
Hogan, Ryan	2001,02
Hohenhorst, Fred	1938,39
Horner, Jeff	2003,04,05,06
Horton, Ed	1986,87,88,89
Hughes, Tom	1944
Humphrey, James	1943
Hutton, Brandon	2016
Hyland, Mark	1909

-I-

Ingram, Michael	1989,90
Ingram, Patrick	2013
Irvine, Howard	1939
Ives, Dick	1944,45,46,47

-J-

Jaacks, Jacob	1999,00
Jacobson, L.M.	1914,15
Janse, Hector	1923,24,25
Jarnagin, Charles	1952,53,54
Jebens, Herbert	1929,30
Jenkins, Albert	1917
Jensen, H.C.	1924
Jensen, Richard	1968,69,70
Jepsen, Les	1987,88,89,90
Jessen, Joel	1964,66
Jewell, Mark	1987,88
John Lewis, Americus	1957
Johnson, Dennis	1981
Johnson, John	1969,70
Johnson, Justin	2007,08
Johnson, Roy	1954,55,57
Johnson, Sam	1936,37,38
Jok, Peter	2014,15,16,17
Jones, Bill	1985,86,87,88
Jones, Dale	2016,17
Jones, Gerry	1965,67
Jorgensen, Noble	1946,47

-K-

Kaufmann, Robert	1920,21
Kelley, Scott	1977,78
Kelly, Jake	2008,09

Kerwick, Joe	1915
Kewney, Lester	1960
Kimm, Josh	2003
King, Bruce	1975,76,77
King, Waymond	1981,82,83,84
Kingsbury, Chris	1994,95,96
Kingsbury, E.M.	1904
Kinnan, Robert	1928,29,30
Kinnick, Nile	1938
Koberg, Kerry	1998
Koch, J.R.	1996,97,98,99
Koch, Nate	1995
Koser, M.	1931
Kotlow, Jack	1931,32,33
Krafcsin, Steve	1979,80,81
Kremer, Glenn	1944
Kriener, Ryan	2017,18,19,20
Krumbholz, Gueldner	1932,33
Kuhl, Milt	1940,41,42
Kunkel, Fred	1935
Kunnert, Kevin	1971,72,73

-L-

LaPrince, Candy	1973,74
Laude, James	1923,24,25
Lauer, C.F.	1931
Lawson, Fred	1928
Leeka, Seward	1929
Leo, Richard	1912,13
Leslie, Chauncey	2002,03
Lester, Ronnie	1977,78,79,80
Licklitter, John	2009,10
Lind, Thomas	1938,39,40
Logan, William	1954,55,56
Lohaus, Brad	1983,84,86,87
Lohman, Carl	1921,22
Looby, Kurt	2007,08
Lookingbill, Wade	1989,90,92,93
Lorenz, Gary	1961,62
Lorenzen, Al	1985,86,87,88
Luehrsmann, Ryan	1997,98,99,00
Lundstedt, Robert	1943
Lusk, Gary	1970,71,72
Lyon, Terry	1963

-M-

Magnusson, Floyd	1944,47,48,49
Magnusson, Jim	1976
Maiden, Sidney	1912,13
Marble, Roy	1986,87,88,89
Marble, Roy Devyn	2011,12,13,14
Marsh, Ed	1945
Martel, Augustine	1955,56,57
Mason, Charles	1946,47,48,49
Mau, Robert	1953
May, Eric	2010,11,12,13
Mayfield, William	1976,77,78,79
Mays, Archie	1975,76
McCabe, Zach	2011,12,13,14
McCaffery, Connor	2019,20
McCarty, Steven	2012
McCausland, Kent	1996,97,98,99
McConnell, Charles	1925,26,27
McConnell, Jim	1957,58
McGilmer, Benjamin	1966,69,70
McGovney, Richard	1921

McGrath, Rolly	1966,67,68
Melhaus, Douglas	1962,63
Messick, Gerald	1962,63
Metcalfe, Leonard	1947,48
Meyer, Kyle	2013,14
Millard, Russ	1993,94,95,96
Miller, Harold	1926
Miller, Robert	1953
Miller, Thomas	1969,70,71
Mims, Fred	1972
Miranda, Joe	1969
Moe, Jeff	1985,86,87,88
Moffitt, Howard	1932,33,34
Moore, Darryl	1997,98
Moore, Larry	1973,75
Morgan, Michael	1985,86,87,88
Morrissey, L.M.	1905,06,08
Moses, James	1989,90,91,92
Moss, Isaiah	2017,18,19
Mowry, Joseph	1930,31
Mundt, Frank	1958,59
Murray, Kenyon	1993,94,95,96

-N-

Nau, Earl	1958
Neari, Nick	2010
Nelson, Donald	1960,61,62
Nelson, Frank	1969
Nelson, Irving	1929
Nesmith, Gene	1943
Nevin, John	1914,15
Newton	1904
Nicolaus, Leo	1919,20
Norman, Ronald	1967,68
Norman, Tom	1977,78,79
Norton, D.A.	1908
Norton, Randy	1979,80
Novak, Joel	1961,62
Nunge, Jack	2018,20

-O-

O'Brien, James	1942,43
O'Connor, Jim	1992
Oglesby, Josh	2012,13,14,15
Okey, Sam	1999
Olaseni, Gabriel	2012,13,14,15
Oliver, Dean	1998,99,00,01
Olson, Gary	1964,65,66
Olson, Merrill	1918,19
Olsthoorn, Larry	1977,78

-P-

Palmer, David	2008,09
Parker, Larry	1973,74,75,76
Parker, Tom	1948,49
Parsons, Charles	1913,14,15
Parsons, Harry	1902,03,04
Pauling, Dennis	1964,65,66
Payne, Cully	2010,11
Payne, Michael	1982,83,84,85
Payne, Thomas	1956
Peeples, George	1964,65,66
Pemsl, Cordell	2017,18,20
Perkins, Lewis	1965,66,67
Perrine, J.O.	1907,08,09
Pervall, Christopher	1965,66

Peterson, Bryce	1999
Peterson, Jeff	2008,09
Peth, Dick	1976,77,78,79
Phelps, Van	1977
Philips, Chris	1967,68,69
Phillips, Gordon	1926
Pierce, Pierre	2002,04
Plett, Charles	1939
Plunkitt, Doyle	1928,29
Postels, Ned	1944,45,46
Prasse, Erwin	1938, 39,40
Price, Jason	1999,00
Purcell, Thomas	1961

-R-

Rabenold, Scott	1998
Raffensperger, Leonard	1925
Ramos, Antonio	1999
Ramsell, William	1906
Rand, Ben	2004
Range, Joey	1999
Reaves, Michael	1985,86,87,88
Rebholz, Mike	1999
Recker, Luke	2001,02
Reddington, Joe	1961,62,63
Reed, Carlton	2005,06
Reed, Dale	1990
Reiner, Jared	2001,02,03,04
Reinhardt, Julian	1930,31
Rickert, Christopher	2012,13
Riddle, Fred	1963,65
Ridley, Gerald	1953,54,55
Riecks, Richard	1949,50
Riegert, Marshall	1931,32,33
Roach, David	1962,63,64
Robinson, Alvin	1996,97
Rodgers, James	1963,64,65
Rogers, A.	1931,32
Rogge, George	1929
Rose, Charlie	2015,17,18
Rosenthal, Sid	1935,36
Ross, Charles	1902,03,04
Rost, Murray	1951
Rowat, Lynn	1971,72
Ruck, Fred	1950,51
Rucker, Guy	1997,98,99
Runge, Dennis	1960,61
Ryden, Hugo	1909,10,11

-S-

Sallander, F.W.	1911,12
Schebler, Joseph	1959,60
Schenck, C.P.	1902,03,04,05
Scheuerman, Milton	1954,55,56
Schiff, Loren	1916,17
Schmidt, Chris	1911,12
Schoof, William	1954,55,56
Schraut, James	1994
Schulte, H.H.	1913
Schulz, Bob	1945,48,49,50
Schulze, Thomas	1969,70
Schwartz, Frederic	1935,36
Scott, Cortney	2001
Scott, Matt	1990
Seaberg, George	1957,58
Seaberg, William	1954,55,56

Sebolt, Frank	1956,57
Selzer, Ben	1932,33,34
Settles, Jess	1994,95,96,99
Shaw, Richard	1961,62,63
Shay, Jason	1995
Shimek, Frank	1920,21,22
Siegel, Vic	1940,41,42
Siglin, Paul	1940,41
Simmons, Vernon	1997,98
Skea, William	1963,64
Skillett, Kevin	1993,94,95
Skinner, Troy	1989,90,91,92
Smith, Floyd	1911
Smith, Jason	1999,00,01
Smith, Kevin	1991,92,93
Smith, Tyler	2007
Snedeker, Dave	1984,85
Soderquist, Rudy	1940,41,42
Sonderleiter, Sean	2001,02,03
Spencer, Jack	1944,45,47,48
Speraw, Kirk	1978,79
Spradling, Robert	1929,30
Spurgeon, Kurt	2003,04
Stange, Kurt	1983,84
Stenger, William	1953
Stephens, Ben	1937,38,39
Stewart, Walter	1908,09,10
Stoermer, Jordan	2011
Stokes, Darius	2011,12,13,14
Stokes, Greg	1982,83,84,85
Story, Sid	1941
Soukup, Michael	2016
Soukup, Steven	2016
Stover, S.K.	1902,03
Straatsma, Stan	1945,47,48,49
Street, Chris	1991,92,93
Stubbs, Branden	2011,12
Suesens, Kenneth	1936,37,38
Sullinger, Harold	1972
Swaney, H.J.	1932
Szykowny, Matthew	1961,62

-T-

Tate, Cyrus	2007,08,09
Tedesky, Bob	1945
Terrones, B.J.	1999
Thomas, Doug	2005,06
Thomas, Floyd	1910,11
Thomas, Leon	1974,75
Thompson, Alex	2005,06
Thompson, Edwin	1936,37
Thompson, Herbert	1951,52,53
Thompson, Ray	1989
Thompson, Rod	1999,00,01,02
Thompson, Scott	1974,75,76
Thomsen, Theron	1943,46
Till, Riley	2018,19,20
Trickey, Ben	1941,42,43
Toussaint, Joe	2020
Tubbs, Brig	1989,90,91,92
Tucker, Anthony	2009
Twoood, Forest	1927,28,29

-U-

Uhl, Dom	2015,16,17,18
Ukah, Okey	2014,15,16
Uknes, Charles	1943
Uthoff, Jarrod	2013,14,15,16

-V-

Vacanti, Sam	1943
VanDeusen, George	1925,26,27
VanYsseldyk, Joe	1936,37,38
Vaughan, Reggie	1973
Venik, Harry	1967
Vidnovic, Glenn	1968,69,70
Vollers, Robert	1948,49,50
VonLackum, John	1916,17,18
VonLackum, W.H.	1914,15,16

-W-

Wagner, Ahmad	2016,17,18
Waite, Steve	1978,79,80,81
Walsh, Matt	1936,37
Walter, Donald	1944
Warren, Chris	2003
Washington, Bob	1958,59
Washington, Nate	1974
Watkins, John	1948
Webb, Jay	1990,91,92,93
Weiss, Albert	1949
Westen, Kelly J.	1988
Wessels, Brett	2007
Wheeler, Bill	1940,41,42
White, Aaron	2012,13,14,15
White, David	1967,68
White, Michael	1995
Wieck, Justin	2005,06
Wier, Murray	1945,46,47,48
Wieskamp, Joe	2019,20
Wilcox, Francis	1927,28,29
Wilkinson, Clayton	1945,46,47
Wilkinson, Herbert	1945,46,47
Williams, Christian	2016,17
Williams, Joe	1957
Williams, John Carl	1999,00
Williams, Rick	1972,73
Williams, Sam H.	1967,68
Williams, Sam W.	1971
Williamson, Charles	1930,31,32
Wilson, George	1905
Winters, James	1991,92,93,94
Wischmeier, Bob	1945
Wishmier, Jack	1945,48
Woodbury, Adam	2013,14,15,16
Woods, Michael	1960
Woolridge, Andre	1995,96,97
Wordlaw, Clarence	1957,58,59
Worley, Glen	2001,02,03,04
Worth, Earl	1920
Wright, Gerry	1985,86,87
Wulfsberg, Cal	1976,77

-Z-

Zager, Ronald	1960
---------------	------



0	
Crawford, Josh	2007
Olaseni, Gabriel	2012,13,14,15
Wagner, Ahmad	2016,17,18
Baer, Michael	2019,20
00	
Kimm, Josh	2003
1	
Leslie, Chauncey	2002,03
DeWitz, Nick	2004
Haluska, Adam	2005,06,07
Griffin, Rob	2006
Tucker, Anthony	2009,10
Basabe, Melsahn	2011,12,13,14
Rose, Charlie	2015
Jones, Dale	2016
Dailey, Maishe	2017,18,19
Toussaint, Joe	2020
2	
Hogan, Ryan	2001,02
Horner, Jeff	2003,04,05,06
Palmer, David	2008-09
Stoermer, Jordan	2011
Oglesby, Josh	2012,13,14,15
Fleming, Andrew	2016
Nunge, Jack	2018,20
3	
Bonk, Mike	
McAndrew, Jim	
Sumpter, Cliff	
Mundt, Frank	1958,59
Perkins, Lewis	1965,66,67
White, Dave	1967,68
Hodge, Jim	1969,70
Gould, Joe	1971
Wright, Gerry	1985,86,87
Reed, Dale	1990
Murray, Kenyon	1993,94,95,96
Bauer, Jason	1997,98,99
Westen, Kelly	1998
Pierce, Pierre	2002,04
Adams, Drew	2007
Payne, Cully	2010,11
Cox, Cody	2012
Jok, Peter	2014,15
Soukup, Michael	2016
Bohannon, Jordan	2017,18,19,20
4	
Freese, Jim	
Helgens, Jim	
Stenger, William	1953
Heitman, Mike	1958,59,60
Woods, Mike	1960
Pervall, Christopher	1965,66
Jensen, Richard	1968,69,70
Angelino, Glenn	1971,72,73
Mays, Archie	1975,76
Speraw, Kirk	1977
Banks, Andre	1983,84,85,86
Garner, Brian	1989
Settles, Jess	1994,95,96,99
Worley, Glen	2001,02,03,04
Angle, J.R.	2005,07,08,09
Marble, Roy Devyn	2011,12,13,14
Moss, Isaiah	2017,18,19
Evelyn, Bakari	2020
5	
Bruns, Dennis	
Maher, Dave	
Slater, Ray	
Hankins, Andrew	1962,63,64
Gottschalk, Gary	1966,67
King, Waymond	1981,82,83,84
Casey, Bart	1985,86,87
Woolridge, Andre	1995,96,97
Okey, Sam	1999
Reiner, Jared	2001,02,03,04
Thompson, Alex	2005,06
Gatens, Matt	2009,10,11,12
Clemmons, Anthony	2013,14,15,16
Tyler Cook	2017,18
Fredrick, CJ	2020
6	
Adams, John	
7	
Davis, McKinley	1952,53,54,55
8	
Rost, Murray	1951
10	
Adams, John	
Hawthorne, Lester	1954,55,56
Agnew, Richard	1966,67,68
Conway, George	1969,71
LaPrince, Candy	1973,74
Wulfsberg, Cal	1976,77
Speraw, Kirk	1978
Norton, Randy	1979,80
King, Waymond	1981,82,83,84
Armstrong, B.J.	1986,87,88,89
Smith, Kevin	1991,92,93
Gesell, Mike	2013,14,15,16
Williams, Christian	2017
Wieskamp, Joe	2019,20
11	
Choules, Tom	
Nugent, Thomas	
Sebolt, Frank	1956,57
Harring, Richard	1959
Szykowny, Matt	1961,62
Pauling, Denny	1964,65,66
Norman, Ronald	1967,68
Lusk, Gary	1970,71,72
Moore, Larry	1973,75
Fullard, Ken	1984,85
Reaves, Michael	1985,86,87,88
Skinner, Troy	1989,90,91,92
Skillett, Kevin	1993,94,95
Price, Jason	1999,00
Boyd, Brody	2001,02,03,04
Freeman, Tony	2006,07,08
Cox, Cody	2011
Rickert, Christopher	2012,13
Williams, Christian	2016
Rose, Charlie	2017,18
12	
Bollman, Dave	
Cahalan, Joe	
DeGunther, Dick	
Sebolt, Frank	1956,57
Williams, Joe	1957
Magnusson, Jim	1976
Lester, Ronnie	1977,78,79,80
13	
Allen, Frank	
Hitchcock, Neil	
Wetzel, Mark	
Kewney, Lester	1960
Messick, Gerald	1962,63
White, Dave	1967,68
Lusk, Paul	1970,71,72
Fort, Johnny	1984
Gasper, Mon 'ter	1993,94,95,96
Rucker, Guy	1997,98,99
Fermino, Joe	2000,01
Wieck, Justin	2005,06
Neari, Nick	2010
Sayre, T.J.	2011
Denning, Kyle	2012,13,14,15
Ash, Austin	2019,20
14	
Bergman, Joe	
Bonk, Mike	
Faes, Don	
Fritz, Harlan	
Jones, Clarence	
Kitchen, Clyde	
Reimers, Robert	
Snyder, Doug	
Bastian, Edward	1964,65,66
McGilmer, Benjamin	1966,69,70
Williams, Sam W.	1971
Hairston, John	1974,75,76,77
Boyle, Greg	1978,79,80,81
Banks, Andre	1983,84,85,86
Jones, Bill	1985,86,87,88
O'Conner, Jim	1992
Kingsbury, Chris	1994,95,96
Jaacks, Jacob	1999,00
Wessels, Brett	2007
McCarty, Steven	2012
Jok, Peter	2016,17
15	
Howell, Harold	
Waller, Bob	
Diehl, Robert	1951
Nelson, Don	1960,61,62
Rodgers, James	1963,64,65
Breedlove, Huston	1966,67,68
Nelson, Frank	1969
Fegebank, Neil	1972,73,74
Magnusson, Jim	1976
Carfino, Steve	1981,82,83,84
Davis, Rodell	1990,91,92
Gomes, Marcelo	1999,00
Brownlee, Jack	2004,05
Bohall, Dan	2008
Bawinkel, Devan	2009,10
McCabe, Zach	2011,12,13,14
Kriener, Ryan	2017,18,19,20
16	
Greene, Herald (Skip)	1950,51,52
Davis, McKinley	1952,53,54,55
Paul, Norman	
18	
Mau, Robert	1953
19	
Cochrane, Everett	1951,52
Hettrick, Gene	1953
20	
Kennedy, Ryan	
Miller, Robert	1953
John-Lewis, Americus	1957
Messick, Gerald	1962,63
Peth, Dick	1976,77,78,79
Darsee, Jon	1980,81,82
Moe, Jeff	1985,86,87,88
Barnes, Val	1991,92,93
Oliver, Dean	1998,99,00,01
Warren, Chris	2003
Rand, Ben	2004
Brommer, Andrew	2009,10,11,12
Uthoff, Jarrod	2014,15,16
Till, Riley	2018,19,20
21	
Wiese, Richard	
Cain, Carl	1954,55,56
22	
Brawner, Gene	
Seaberg, William	1954,55,56
23	
Armstrong, Maclay	
Harris, Tom	
Schulz, Bob	1945,48,49
Clifton, Robert	1950,51,52
Johnson, Roy	1954,55,57
Dull, Michael	1960
Roach, Dave	1962,63,64
Jones, Gerry	1965,67
Mays, Archie	1975,76
Hallstrom Jim	1978
Speraw, Kirk	1979
Arens, Mike	1980
Johnson, Dennis	1981
Stange, Kurt	1983,84
Marble, Roy	1986,87,88,89
Winters, James	1991,92,93,94
Davis, Ricky	1998
Henderson, Duez	1999,00,01,02
Thomas, Doug	2005,06
Davis, Jermain	2009
Ukah, Okey	2014,15,16
Jones, Dale	2017
24	
Roeder, Richard	
Schantz, Mark	
Stark, Paul	
Martel, Augustine	1955,56,57
McConnell, Jim	1957,58
Phillips, Chris	1967,68,69
Jessen, Joel	1964,66
Brown Jr, Fred	1970,71
Grabinski, Ken	1970,71,72
Hakeman, Dennis	1974,75
Thompson, Leon	1974,75
Mayfield, William	1976,77,78,79
Hansen, Bob	1980,81,82,83
Morgan, Michael	1985,86,87,88
Moses, James	1989,90,91,92
Luehrsmann, Ryan	1997,98,99,00
Recker, Luke	2001,02
Johnson, Justin	2007,08
Fuller, Aaron	2009,10
Cartwright, Bryce	2011,12
Ingram, Patrick	2013
Ellingson, Brady	2015,16,17,18
Hobbs, Nicolas	2019,20

25	Gebhard, Bob	
	Liston, John	
	Schroeder, Gregg	
	Sumpter, Cliff	
	Thompson, Herbert	1951,52,53
	Gunther, Dave	1957,58,59
	Hankins, Andrew	1962,63,64
	Chapman, Tom, Jr.	1965,66,67
	Vaughan, Reggie	1973
	Berkenpas, Todd	1982,83,84,85
	Horton, Ed	1986,87,88,89
	Simmons, Vernon	1997,98
	Reed, Carlton	2005,06
	May, Eric	2010,11,12,13
	Uhl	2015,16,17,18
	Cook, Tyler	2019
26	Crookham, Carter	
	Roeder, Dick	
	Hegg, Peer	1957
27	Darling, Charles	1950,51,52
28	Ridley, Gerald	1953,54,55
29	Hettrick, Gene	1953
30	Chime, Phil	
	Gordon, Robert	
	Kitchen, Clyde	
	Kelley, Jim	
	Ursery, Kurt	
	Arnold, Kenny	1954,55,56
	Washington, Bob	1958,59
	Purcell, Tom	1961
	Frost, Dan	1975,76
	Kelley, Scott	1977,78
	Carter, John	1994,95
	Galloway, Kyle	1998,00,01
	Spurgeon, Kurt	2003,04
	Peterson, Jeff	2008,09
	White, Aaron	2012,13,14,15
	Hutton, Brandon	2016
	McCaffery, Connor	2019,20
31	Dorsey, Benjamin	
	Logan, William	1954,55,56
32	Johnston, Larry	
	Jarnagin, Charles	1952,53,54
	Wordlaw, Clarence	1957,58,59
	Pervall, Chris	1965,66
	Brown, Fred	1970,71
	Parker, Larry	1973,74,75,76
	Brookins, Vincent	1978,79,80,81
	Dennard, Jerry	1982,83
	Snedeker, Dave	1984,85
	Jewell, Mark	1987,88
	Thompson, Ray	1989
	McCausland, Kent	1996,97,98,99
	Evans, Reggie	2001,02
	Kelly, Jake	2008,09
	Stubbs, Branden	2011,12

33	McBride, Dan	
	Nelson, John	
	Schoof, William	1954,55,56
	Miller, Thomas	1969,70,71
	Moore, Larry	1973,75
	Frost, Terry	1975,76
34	Jensen, Merle	
	Mittelberg, Kent	
	Toland, Trevor	
	Carpenter, Robert	1959
	Mehlhaus, Doug	1962,63
	Thompson, Scott	1974,75,76
	Norman, Tom	1977,78,79
	Anderson, Craig	1981,82,83,84
	Lookingbill, Wade	1989,90,92,93
	Koberg, Kerry	1998
	Range, Joey	1999
	Hansen, Erek	2004,05,06
	Smith, Tyler	2007
	Lickliter, John	2009,10
	Stokes, Darius	2011,12
	Woodbury, Adam	2013,14,15,16
35	Border, Lee	
	Rathert, Keith	
	Buckles, Kenneth	1952,53
	George, Robert	1954,55,56
	Sullinger, Harold	1972
	Boyle, Bryan	1983,84
	Gamble, Kevin	1986,87
	Rabenold, Scott	1998
	Henderson, Mike	2004,05,06,07
	Archie, Devon	2010,11,12
	Stokes, Darius	2013,14
	Pemsl, Cordell	2017,18,20
36	Ridley, Gerald	1953,54,55
	McConnell, Jim	1957,58
37	Berry, Henry	
	Davidson, Arny	
	Meeker, Ray	
	Pitts, Gene	
38	Duncan, Douglas	1954,55
	Harring, Richard	1959
39	Williams, Joe	1957
40	McCauley, Bob	
	Ritter, Richard	
	Seaberg, William	1954,55,56
	Perkins, Lewis	1965,66,67
	Hazley, Omar	1969,70,71
	Drake, Terry	1975,77,78
	Magnusson, Jim	1976
	Boyle, Kevin	1979,80,81,82
	Hill, Kent	1985,86,87,88
	Street, Chris	1991,92,93

41	Reichow, Jerry	
	Seaberg, William	1954,55,56
	Stokes, Greg	1982,83,84,85
42	Cuthpert, Curtis	
	Ward, Ivory	
	Hairston, John	1947,75,76,77
	Payne, Thomas	1956
	Novak, Joel	1961,62
	Riddle, Fred	1963,65
	McGrath, Rolly	1966,67,68
	Rowat, Lynn	1971,72
	Thomas, Leon	1974,75
	Phelps, Van	1977
	Henry, Mike	1978,79,80
	Payne, Michael	1982,83,84,85
	Webb, Jay	1990,91,92,93
	Bowen, Ryan	1995,96,97,98
	Ramos, Antonio	1999
	Dollmeyer, Greg	2003
	Meyer, Kyle	2013,14
43	Rosborough, Jim	
	Swift, Larry	
	Lorenz, Gary	1961,62
	Calabria, Chad	1968,69,70
	Williams, Rick	1972,73
	Washington, Nate	1974
	Phelps, Van	1977
	Tubbs, Brig	1989,90,91,92
	Smith, Jason	1999,00,01
44	Leffingwell, Hugh	
	Worley, Glen	
	Nau, Earl	1958
	Heitman, Michael	1958,59,60
	Reddington, Joe	1961,62,63
	Banaszek, Kenneth	1964,65
	McGilmer, Benjamin	1966,69,70
	Vidnovic, Glenn	1968,69,70
	Kunnert, Kevin	1971,72,73
	Hargrave, Clay	1976,77,78
	Gannon, Mark	1980,81,82,83
	Lorenzen, Al	1985,86,87,88
	Bartels, Jim	1991,93,94,95
	Koch, J.R.	1996,97,98,99
	Brunner, Greg	2003,04,05,06
	Tate, Cyrus	2007,08,09
	Cougill, Brennan	2010
45	Rogers, Vic	
	Gentry, Nolden	1958,59,60
	Shaw, Richard	1961,62,63
	Peeples, George	1964,65,66
	Johnson, John	1969,70
	Ingram, Michael	1989,90
	Moore, Darryl	1997,98
	Williams, John Carl	1999,00
46	Scheuerman, Milton	1954,55,56

50	McCausland, Mac	
	Schebler, Pete	
	Skea, William	1963,64
	Gatens, Mike	1974,75,76
	Olsthorn, Larry	1977,78
	Heller, Mike	1980
	Bullard, Matt	1989,90
	Robinson, Alvin	1996,97
	Cole, Jarryd	2008,09,10,11
51	Petratis, Stan	
	Denoma, Mike	1963,64,65
	Breedlove, Huston	1966,67,68
	Venik, Harry	1967
	Miranda, Joe	1969
	Mims, Fred	1972
	Jepsen, Les	1987,88,89,90
	Rebholz, Mike	1999
	Gomes, Marcelo	1999,00
	Baer, Nicholas	2016,17,18
52	Carver, Mike	
	Crum, Fred	
	Hegg, Peer	1957
	Runge, Dennis	1960,61
	Riddle, Fred	1963,65
	Olson, Gary	1964,65,66
	Schulze, Tom	1969,70
	Angersola, Ken	1973
	Thomas, Leon	1974,75
	Haberecht, Fred	1975,76
	Hallstom, Jim	1978
	Waite, Steve	1978,79,80,81
	Millard, Russ	1993,94,95,96
	Scott, Cortney	2001
	Looby, Kurt	2007,08
53	Nielsen, Steve	
	Worley, Glen	
	Lyon, Terry	1963
	Williams, Sam H.	1967,68
	Zagar, Ronald	1960
	Collins, James	1972,73,74
	Haberer, Brian	1998
	Sonderleiter, Sean	2001,02,03
	Gorney, Seth	2005,06,07,08
54	King, Bruce	1975,76,77
	Kraficisin, Steve	1979,80,81
	Lohaus, Brad	1983,84,86,87
	Rucker, Guy	1997,98,99
55	Rathert, Keith	
	Earl, Acie	1990,91,92,93
	Helmets, Greg	1995,96,97,98
	Garza, Luka	2018,19,20
57	Gunther, Dave	1957,58,59

Note: Player jersey numbers were compiled recently and may not include some numbers from the early years of Iowa basketball.



Nov. 25	McNeese Statet at Nebraska	11 a.m.	BTN	Dec. 8	Purdue at Miami	4 p.m.	ESPN2
	Drexel at Penn State	Noon	BTN+		Boston College at Minnesota	6 p.m.	ESPNU
	Old Dominion at Maryland	1 p.m.	BTN+		North Carolina at Iowa	6:30 p.m.	ESPN
	Illinois State at Ohio State	1 p.m.	ESPN		Ohio State at Notre Dame	6:30 p.m.	ESPN2
	North Carolina A&T	1 p.m.	BTN		Penn State at Virginia Tech	8 p.m.	ESPNU
	Bowling Green at Michigan	3 p.m.	ESPN2		Illinois at Duke	8:30 p.m.	ESPN
	N.C. Central at Iowa	3 p.m.	BTN		Syracuse at Rutgers	8:30 p.m.	ESPN2
	Liberty vs. Purdue	4:30 p.m.	CBS SN	Dec. 9	Rhode Island at Wisconsin	3:30 p.m.	BTN
	Eastern Michigan at Michigan State	5 p.m.	BTN		Maryland at Clemson	4 p.m.	ESPN2
	Sacred Heart at Rutgers	6 p.m.	BTN+		Toledo at Michigan	5 p.m.	FS1
	Green Bay at Minnesota	6 p.m.	BTN+		Indiana at Florida State	6:15 p.m.	ESPN
	Tennessee Tech at Indiana	7 p.m.	BTN		Georgia Tech at Nebraska	6:15 p.m.	ESPN2
	Eastern Illinois at Wsconsin	9 p.m.	BTN		Pittsburgh at Northwestern	8:15 p.m.	ESPN2
					Michigan State at Virginia	8:15 p.m.	ESPN
Nov. 26	Chicago State at Illinois	11 a.m.	BTN	Dec. 10	UMKC at Minnesota	7 p.m.	FS1
	Nevada at Nebraska	1 p.m.	BTN	Dec. 11	Nebraska at Creighton	6 p.m.	BTN
	Purdue vs. Clemson	7:30 p.m.	CBS SN		Iowa State at Iowa	8 p.m.	BTN
Nov. 27	Ohio at Illinois	Noon	BTN	Dec. 12	Indiana State at Purdue	6:30 p.m.	BTN
	Navy at Maryland	2 p.m.	BTN		Illinois vs. Missouri	7 p.m.	TBD
	Southern at Iowa	4 p.m.	BTN	Dec. 13	North Alabama at Indiana	11 a.m.	BTN
	Farleigh Dickinson at Rutgers	6 p.m.	BTN		Oakland at Michigan State	11 a.m.	TBD
	Arkansas Pine Bluff at Wisconsin	8 p.m.	BTN		Penn State at Michigan	1 p.m.	BTN
Nov. 28	North Dakota State at Nebraska	11 a.m.	BTN		Northern Illinois at Iowa	3 p.m.	FS1
	VMI at Penn State	Noon	BTN+		SIUE at Northwestern	3 p.m.	TBD
	Loyola Marymount at Minnesota	5 p.m.	BTN		Cleveland State at Ohio State	3 p.m.	BTN
	Notre Dame at Michigan State	7 p.m.	BTN	Dec. 14	Rutgers at Maryland	5 p.m.	BTN
Nov. 29	UMass Lowell at Ohio State	11 a.m.	BTN	Dec. 15	Quincy at Northwestern	3 p.m.	TBD
	Mount St. Mary's at Maryland	1 p.m.	BTN		Minnesota at Illinois	6 p.m.	ESPN2
	Hofstra at Rutgers	3 p.m.	BTN		Loyola (IL) at Wisconsin	7 p.m.	BTN
	Oakland at Michigan	5 p.m.	BTN	Dec. 16	Ohio State at Purdue	6 p.m.	BTN
Nov. 30	Indiana vs. Providence	1:30 p.m.	ESPN2	Dec. 19	Indiana vs. Butler	10:30 a.m.	FS1
	Loyola Marymount at Minnesota	7 p.m.	BTN		Louisville at Wisconsin	11 a.m.	ESPN2
Dec. 1	Texas vs. Indiana	12:30 p.m.	ESPN		Gonzaga vs. Iowa	11 a.m.	CBS
	Oakland at Purdue	2 p.m.	BTN		Notre Dame vs. Purdue	1:30 p.m.	ESPN2
	Green Bay at Wisconsin	4 p.m.	BTN		North Carolina vs. Ohio State	3:15 p.m.	CBS
	Towson at Maryland	6 p.m.	BTN	Dec. 20	Illinois at Rutgers	Noon	ESPN2
Dec. 2	Indiana vs. Stanford	12:30 p.m.	ESPN		Michigan State at Northwestern	6 p.m.	BTN
	Morehead State at Ohio State	4 p.m.	BTN		Saint Louis at Minnesota	7:30 p.m.	FS1
	VCU at Penn State	4 p.m.	FS1	Dec. 21	Nebraska at Wisconsin	6:30 p.m.	FS1
	Ball State at Michigan	6 p.m.	BTN	Dec. 22	La Salle at Maryland	6 p.m.	BTN
	Arkansas Pine Bluff at Northwestern	8 p.m.	BTN		Purdue at Iowa	8 p.m.	BTN
	Illinois vs. Baylor	9 p.m.	ESPN	Dec. 23	Rutgers at Ohio State	3:30 p.m.	BTN
Dec. 3	Western Illinois at Iowa	7 p.m.	BTN		Illinois at Penn State	5:30 p.m.	BTN
Dec. 4	St. Peter's at Maryland	2 p.m.	BTN		Northwestern at Indiana	7:30 p.m.	BTN
	Detroit at Michigan State	4 p.m.	BTN	Dec. 25	Wisconsin at Michigan State	11:30 a.m.	FS1
	Valparaiso at Purdue	6 p.m.	BTN		Maryland at Purdue	1:30 p.m.	FS1
	Wisconsin at Marquette	6 p.m.	FS1		Iowa at Minnesota	7 p.m.	BTN
	North Dakota at Minnesota	8 p.m.	BTN		Michigan at Nebraska	5 p.m.	BTN
Dec. 5	Maryland at James Madison	2 p.m.	TBD	Dec. 26	Ohio State at Northwestern	1 p.m.	FS1
	Chicago State at Northwestern	4 p.m.	BTN		Indiana at Illinois	3 p.m.	FS1
	Alabama A&M at Ohio State	6 p.m.	TBD	Dec. 28	Maryland at Wisconsin	6 p.m.	FS1
	UT Martin at Illinois	8 p.m.	BTN		Michigan State at Minnesota	7 p.m.	BTN
Dec. 6	Florida A&M at Nebraska	1 p.m.	BTN				
	UCF at Michigan	3 p.m.	BTN				
	Western Michigan at Michigan State	5 p.m.	BTN				
	Seton Hall at Penn State	7 p.m.	BTN				

2020-21 COMPOSITE BIG TEN SCHEDULE

IOWA BASKETBALL



2021 MEDIA GUIDE

Dec. 29	Purdue at Rutgers Northwestern at Iowa	6 p.m. 8 p.m.	BTN BTN	Jan 23	Illinois at Michigan State Maryland at Minnesota Northwestern at Penn State Ohio State at Wisconsin	TBD TBD TBD TBD	FOX BTN BTN CBS
Dec. 30	Nebraska at Ohio State Penn State at Indiana	5:30 p.m. 7:30 p.m.	BTN BTN	Jan. 24	Rutgers at Indiana Nebraska at Iowa	TBD TBD	BTN BTN
Dec. 31	Minnesota at Wisconsin Michigan at Maryland	3:30 p.m. 6 p.m.	BTN ESPN2	Jan. 27	Purdue at Ohio State Northwestern at Wisconsin	TBD TBD	BTN BTN
Jan 2	Purdue at Illinois Michigan State at Nebraska Iowa at Rutgers	TBD TBD TBD	BTN BTN ESPN2/U	Jan. 28	Michigan State at Rutgers	TBD	FS1
Jan. 3	Northwestern at Michigan Ohio State at Minnesota Wisconsin at Penn State	TBD TBD TBD	BTN BTN BTN	Jan. 29	Iowa at Illinois	TBD	FS1
Jan. 4	Maryland at Indiana	TBD	BTN	Jan. 30	Wisconsin at Maryland Indiana at Michigan Penn State at Nebraska Minnesota at Purdue	TBD TBD TBD TBD	BTN CBS BTN BTN
Jan. 5	Rutgers at Michigan State Nebraska at Purdue	TBD TBD	ESPN/2 BTN	Jan. 31	Rutgers at Northwestern Michigan State at Ohio State	TBD TBD	BTN CBS
Jan. 6	Minnesota at Michigan Penn State at Ohio State	TBD TBD	BTN BTN	Feb 2	Illinois at Indiana Purdue at Maryland Penn State at Wisconsin	TBD TBD TBD	ESPN2 BTN FS1
Jan. 7	Iowa at Maryland Illinois at Northwestern Indiana at Wisconsin	TBD TBD TBD	ESPN/2 BTN FS1	Feb. 3	Nebraska at Michigan State Michigan at Northwestern	TBD TBD	BTN BTN
Jan. 8	Purdue at Michigan State	TBD	FS1	Feb. 4	Ohio State at Iowa Minnesota at Rutgers	TBD TBD	ESPN/2 FS1
Jan. 9	Michigan at Penn State Ohio State at Rutgers	TBD TBD	BTN BTN	Feb. 5/6	Maryland at Penn State	TBD	FS1
Jan. 10	Maryland at Illinois Indiana at Nebraska	TBD TBD	BTN BTN	Feb. 6	Wisconsin at Illinois Michigan State at Michigan Northwestern at Purdue	TBD TBD TBD	FOX ESPN/2 BTN
Jan. 10/11	Minnesota at Iowa	TBD	BTN	Feb. 7	Iowa at Indiana	TBD	FOX
Jan. 12	Wisconsin at Michigan Rutgers at Penn State	TBD TBD	ESPN/2 BTN	Feb. 7/8	Nebraska at Minnesota	TBD	BTN
Jan. 13	Illinois at Nebraska Northwestern at Ohio State	TBD TBD	BTN BTN	Feb. 8/9	Ohio State at Maryland	TBD	TBD
Jan. 14	Purdue at Indiana Michigan State at Iowa	TBD TBD	FS1 FS1	Feb. 9	Penn State at Michigan State	TBD	ESPN/2
Jan. 15	Wisconsin at Rutgers	TBD	FS1	Feb. 10	Rutgers at Iowa Indiana at Northwestern	TBD TBD	BTN BTN
Jan. 16	Ohio State at Illinois Nebraska at Maryland Michigan at Minnesota	TBD TBD TBD	FOX BTN ESPN/2/U	Feb. 11	Illinois at Michigan Purdue at Minnesota Wisconsin at Nebraska	TBD TBD TBD	ESPN/2 BTN ESPN/2/U
Jan. 17	Indiana at Michigan State Penn State at Purdue	TBD TBD	CBS BTN	Feb. 13	Iowa at Michigan State Indiana at Ohio State Northwestern at Rutgers	TBD TBD TBD	FOX ESPN/2 BTN
Jan. 17/18	Iowa at Northwestern	TBD	BTN	Feb. 14	Minnesota at Maryland Nebraska at Penn State Michigan at Wisconsin	TBD TBD TBD	BTN BTN CBS
Jan. 19	Maryland at Michigan	TBD	FS1	Feb. 16	Northwestern at Illinois Michigan State at Purdue	TBD TBD	BTN ESPN/2
Jan 20	Penn State at Illinois Minnesota at Nebraska	TBD TBD	BTN BTN	Feb. 17	Minnesota at Indiana Maryland at Nebraska	TBD TBD	BTN BTN
Jan. 21	Indiana at Iowa	TBD	FS1				
Jan. 22	Michigan at Purdue	TBD	FS1				



Feb. 18	Rutgers at Michigan	TBD	FS1
	Ohio State at Penn State	TBD	BTN
	Iowa at Wisconsin	TBD	ESPN/2
Feb. 20	Michigan State at Indiana	TBD	ESPN/2
	Illinois at Minnesota	TBD	FS1
	Purdue at Nebraska	TBD	BTN
Feb. 21	Penn State at Iowa	TBD	FS1
	Wisconsin at Northwestern	TBD	BTN
	Michigan at Ohio State	TBD	CBS
	Maryland at Rutgers	TBD	BTN
Feb. 24	Nebraska at Illinois	TBD	BTN
	Indiana at Rutgers	TBD	BTN
Feb. 25	Ohio State at Michigan State	TBD	ESPN2
Feb. 26/27	Purdue at Penn State	TBD	FS1
Feb. 27	Michigan at Indiana	TBD	FOX
	Northwestern at Minnesota	TBD	BTN
	Illinois at Wisconsin	TBD	ESPN/2
Feb. 28	Michigan State at Maryland	TBD	TBD
	Iowa at Ohio State	TBD	CBS
	Rutgers at Nebraska	TBD	BTN
March 2	Wisconsin at Purdue	TBD	ESPN/2
March 3	Maryland at Northwestern	TBD	BTN
	Minnesota at Penn State	TBD	BTN
March 4	Iowa at Michigan	TBD	ESPN/2
March 6	Illinois at Ohio State	TBD	ESPN/2
	Indiana at Purdue	TBD	ESPN/2
March 6/7	Rutgers at Minnesota	TBD	FS1
	Nebraska at Northwestern	TBD	BTN
March 7	Penn State at Maryland	TBD	BTN
	Wisconsin at Iowa	TBD	FOX
	Michigan at Michigan State	TBD	CBS



The Hawkeye Visions Endowment Program: Hawkeye Visions is an on-going campaign, which seeks to build an endowment capable of covering the cost, via earnings, of UI student-athlete scholarships. The program currently includes over 200 scholarships ranging from fully endowed scholarships, partially endowed, in development or scholarships pledged via an estate gift. The following Visionary and Leadership level endowed scholarships will be awarded for the 2020-21 academic year.

Visionary Level Scholarships

Beth and Bob Allsop Point Guard Scholarship
 John and Ruth Beckman Scholarships
 Ray Carlson Lineman Scholarship
 Mark C. Falb Quarterback Scholarship
 Bill and John Fenton Football Scholarship
 George C. and Nora Foerstner Memorial and Alex A. and JoAnn F. Meyer Football Scholarships
 Russ and Ann Gerdin Family Football Scholarships
 Russ and Ann Gerdin Family Men's Basketball Scholarships
 Russ and Ann Gerdin Family Women's Basketball Scholarship
 Russ and Ann Gerdin Family Wrestling Scholarship
 Russ and Ann Gerdin Family Athletic Scholarship
 Leonard A. and Marlene S. Hadley Center Football Scholarship
 Mike "Hammer" Hammond Football Scholarship Fund
 Robert G. and Annalee Jacoby Hockridge Wrestling Scholarship
 Jim and Rhonda Juhlin Men's Basketball Scholarship

Nile Kinnick Leadership Scholarship
 Mary Lee Hawkeye Spirit Scholarships
 Gus and Theo Mastrogany Football End Scholarship
 Robert W. and Jean C. Ottilie Athletic Scholarships
 Ned and Reba Postels Family Men's Basketball Scholarship
 James Rohweder Baseball Second Baseman Scholarship
 James Rohweder Softball Second Baseman Scholarship
 Christian G. 'Dutch' Schmidt Baseball Scholarships
 Keith and Justine Schulte "6th-Man" Men's Basketball Scholarship
 John and Peg Slusher Softball Catcher Scholarship
 Roland and Esther Smith Men's Athletic Scholarships
 Roland and Esther Smith Women's Athletic Scholarships
 Arthur E. Stanley Football Scholarships
 Chris Street Memorial Men's Basketball Scholarship
 Dale L. Tieden Football Scholarships
 Henry B. and Patricia B. Tippie Athletic Scholarships
 Dr. Virginia M. Weimar Women's Basketball Scholarship
 Jim and Susan Woods Offensive Lineman Scholarship

Leadership Level Scholarships

Dr. C.F. "Larry" and Lois Barrett Football Scholarship
 Micheal and Patricia Beal Women's Basketball Scholarship
 P. Sue Beckwith, M.D., Women's Basketball Scholarship
 P. Sue Beckwith, M.D., Rowing Scholarship
 Warren and Harriet Berman Family Football Scholarship
 Warren and Harriet Berman Family Men's Basketball Scholarship
 Mike Boddicker Baseball Scholarship
 Lester Bookey Memorial Scholarship
 Patty and Tom Buroker Football Scholarship
 Thomas L. Cardella Football Scholarship
 B. W. "Wayne" Carpenter Family Football Scholarship
 Carver Scholarship/Slater Award
 Gene and Jennie Clay Football Scholarship
 John and Mary Ann Colloton Men's Basketball Scholarship
 John and Mary Ann Colloton Football Scholarship
 John and Mary Ann Colloton Women's Basketball Scholarship
 John and Mary Ann Colloton Wrestling Scholarship
 Catherine Nacke Cooper Men's Basketball Scholarship
 Brad and Peggy Davis Golf Scholarship
 Tom and Shari Davis Men's Basketball Manager Scholarship
 Doran Family Gymnastics Scholarship
 C. W. "Bump" Elliott Football Scholarship
 Dr. Brent and Ellen Feller Men's Basketball Scholarship
 John Ferentz Memorial Football Scholarship
 Fitzgerald Family Women's Basketball Scholarship
 Hayden Fry Captain's Scholarship
 Eugene and Pat Gauron Women's Tennis Scholarship
 Al Grady Memorial Football Scholarship
 Carol Haupter Football Scholarship
 Donald W. and Marilyn Heineking Baseball Scholarship
 Donald W. and Marilyn Heineking Football Scholarship
 Donald W. and Marilyn Heineking Men's Cross Country/Track Scholarship
 Donald W. and Marilyn Heineking Men's Basketball Manager's Scholarship
 Donald W. and Marilyn Heineking Softball Scholarship
 Donald W. and Marilyn Heineking Volleyball Scholarship
 Donald W. and Marilyn Heineking Women's Basketball Scholarship
 Donald W. and Marilyn Heineking Wrestling Scholarship
 Theo and Glenda Hitchens Football Scholarship
 Theo and Glenda Hitchens Men's Basketball Scholarship
 James Hoak Men's Golf Scholarship
 Tim and Kathee Howard Football Scholarship
 Iowa Style Wrestling Scholarship
 Richard O. Jacobson Football Scholarship
 Johnson County I-Club Football Scholarship
 Johnson County I-Club Wrestling Scholarship
 Bud and Georgia Johnson Women's Basketball Scholarship
 Bud and Georgia Johnson Volleyball Scholarship
 Nile Kinnick Memorial Scholarships
 Nile Kinnick Scholarship for Women
 Ron Kirchoff Men's Basketball Scholarship
 Don and Joyce Klimes Football Scholarship
 W. A. Krause Football Scholarship
 Gary Kurdelmeier Wrestling Scholarship
 Robert and Dorothy Lee Scholarship
 Michael and Chelle Lehman Volleyball Scholarship
 Jack and Ailene Liechty Men's Golf Scholarship
 Jack and Ailene Liechty Football Scholarship
 Jack and Ailene Liechty Men's Basketball Scholarship
 Jack and Ailene Liechty Women's Basketball Scholarship

Linn County I-Club Football Scholarship
 Lohaus Men's Basketball Scholarship
 Paul Mason Memorial Scholarship
 Bob and Jo Lynne Meskimen Family Football Scholarship
 Monday Morning Quarterback Club Football Scholarship
 Terry and Susan Mulligan Football Scholarship
 Terry and Susan Mulligan Men's Swimming Scholarship
 Bucky O'Connor Men's Basketball Scholarship
 Bucky O'Connor Men's Golf Scholarship
 Dennis and Donna Oldorf Athletic Scholarship
 Robert and Ruth Bywater Olson Football Scholarship
 Bob and Dorothy Otto Football Scholarship
 Dave Paulson Baseball Scholarship
 Whitey and Grace Piro Football Scholarship
 William and Kay Pitlik Wrestling Scholarship
 William and Kay Pitlik Football Scholarships
 William and Kay Pitlik Softball Scholarship
 William and Kay Pitlik Women's Basketball Scholarship
 William and Kay Pitlik Field Hockey Scholarship
 Polk County I-Club Football Scholarship
 Polk County I-Club Softball Scholarship
 Rigler Family Football Scholarship
 Bob Root Memorial Football Scholarship
 Stella Wolff Sanford Women's Scholarship
 Douglas D. Schnoebelen Women's Basketball Scholarship
 John and Dorothy Sill Wrestling Scholarship
 Val, Marilyn and Gary Skarda Family Baseball Scholarship
 Betty and Bob Stein Family Swimming Scholarship
 Professor Ralph I. and Barbara G. Stephens Women's Basketball Scholarship
 Marshall Stewart Athletic Scholarship
 Dennis and Janice Oliver Strang Football Scholarship
 John Streif Men's Basketball Scholarship
 Ben Trickey Memorial Scholarship
 Raymond K. and Susan K. Vawter Football Scholarship
 W. David Ward Football Scholarship
 George Wine Sports Information Scholarship
 Earl and Edna Yoder Football Scholarship

The Hawkeye Visions Endowment Program: Investing in a Winning Future!

To make a gift or for more information about the Hawkeye Visions Endowment Program, please contact Director of Development Sloane Tyler at (319-467-3736), Sloane.Tyler@iowa.edu, or (800) 648-6973. Please visit jointheclub.com for more information. The UI Center for Advancement is the preferred channel of support for private contributions to all areas of the University of Iowa.

Athletic Endowed Scholarship Gift Minimums

Visionary Scholarships require a gift of at least \$1,000,000
Naming example: The Jane Doe Women's Basketball Point Guard Scholarship

Leadership Scholarships require a gift of at least \$500,000
Naming example: The Doe Family Baseball Scholarship

Sustaining Scholarships require a gift of at least \$100,000
Naming example: The John and Jane Doe Athletic Scholarship

Iowa's Carver-Hawkeye Arena is located on the west campus in the University's athletic complex, approximately one-quarter mile northwest of Kinnick Stadium. It is a few minutes' drive from Interstate 80 and 380 and about 30 minutes from the Eastern Iowa Airport in Cedar Rapids.

The press section at the arena is located on the west side of the floor.

We appreciate your patience and willingness to adapt this season due to the COVID-19 pandemic. We are working with all Big Ten programs to strive for consistency as much as possible.

No media will be allowed to attend postgame news conferences in person in 2020-21. Both home and visitin

IOWA MEDIA OPERATIONS INFORMATION

Media are encouraged to bookmark and use the following link throughout the season to easily access information and assist in your coverage of Iowa men's basketball in 2020-21. That address is:

hawkeyesports.com/mbbmedia

COACH MCCAFFERY CONFERENCES/INTERVIEW REQUESTS

There will be no in-person media interviews during the 2020-21 basketball season. Zoom interviews will be with selected players will take place once/week, while head coach Fran McCaffery will be available prior to most games, depending on the layout of the game schedule. Please email Matthew Weitzel names of suggested players one day prior to the scheduled Zoom interview.

All interview requests for members of the Iowa coaching staff and Hawkeye student-athletes should be directed through athletic communications (319) 335-9411. Please refrain from contacting members of the basketball program directly.

CREDENTIALS

Click on the link at the top of this page to apply for single-game credentials. Enter the requested information, which includes parking and credential type (media, photo, video, radio). Due to the limited number of media seats, we will be reviewing requests on a game by game basis.

Credentials will be mailed each month or available for pick up at the CHA Ticket Office window on game day. Photo identification is required.

PARKING

Requests for parking should be made when requesting credentials. Media parking for the 2020-21 season will be located in Lot 75 (southwest of the arena across Hawkins Drive).

SERVICES

Other than a gameday flipcard, game notes, programs, and halftime box scores will not be printed in 2020-21. Live stats are available for each game at statbroadcast.com. Approximately 10-15 minutes after the game, the complete statistics packet will be distributed to each member of the working media in attendance. Stats and play-by-play in PDF format will be emailed approximately 30 minutes following each game. Box scores are also posted on the Iowa website, hawkeyesports.com.

HIGH SPEED INTERNET ACCESS

High speed internet access is available in Carver-Hawkeye Arena, as the majority of the media seats are hard-wired for access. Wireless internet is also available. Check with a member of the communications staff for a username and password card that is good for the entire 2020-21 season.

IOWA ON THE INTERNET

Updated information on the Iowa basketball team and athletics department is available on its website: hawkeyesports.com.

Iowa athletic communications staff members may be addressed electronically at the following e-mail address:

steven-roe@hawkeyesports.com

matthew-weitzel@hawkeyesports.com

christopher-brewer@hawkeyesports.com

traci-a-wagner@hawkeyesports.com

james-allan@hawkeyesports.com

hannah-ossman@hawkeyesports.com

jack-rossi@hawkeyesports.com

THE HAWKEYE RADIO NETWORK

Fans of the University of Iowa following the Hawkeyes on radio can tune in on their favorite station throughout the state of Iowa and the Midwest.

The radio voice of the Hawkeyes is Gary Dolphin, a Cascade, Iowa, native who handles all play-by-play action of both Iowa men's basketball and football. In addition, Dolphin also serves as the host of the weekly radio and television coach's shows during the seasons with men's basketball Coach Fran McCaffery and football Coach Kirk Ferentz. Dolphin, in 2001 and 2011, was named the Iowa Sportscaster of the Year. He is in his 24th season of broadcasting Iowa basketball and football on the Hawkeye Radio Network. Dolphin, overall, is in his 47th year of play-by-play broadcasting, which also includes six years of broadcasting basketball games for Northwestern University.

Dolphin is joined on all University of Iowa basketball broadcasts by former Hawkeye and NBA veteran Bobby Hansen, who enters his 24th season calling games on the Hawkeye Radio Network. Hansen was a four-year letterman and a member of Iowa's 1980 Final Four team. Hansen enjoyed a lengthy career in the NBA and earned an NBA championship while playing for the Chicago Bulls.

The Hawkeye Radio Network, a production of Learfield Communications, Inc. of Jefferson City, Missouri, blankets the state of Iowa and bordering states with more than 50 stations providing live coverage. The Hawkeyes can also be heard online (hawkeyesports.com) and on Sirius/XM Satellite Radio.



The Athletic Communications Office is located in Suite S300 in Carver-Hawkeye Arena. The office phone number is 319/335-9411.



**Steve
Roe**



**Darren
Miller**



**Matthew
Weitzel**



**Chris
Brewer**



**Traci
Wagner**

Your hosts in Carver-Hawkeye Arena include UI Athletic Communications staff members Steve Roe, James Allan, Chris Brewer, Hannah Ossman, Jack Rossi, Traci Wagner and Matthew Weitzel, along with Brian Ray, Director of Photography, and Assistant Director of Photography Stephen Mally.


Roe was named Director of Athletic Communications in July, 2011, after serving as interim director for one year. He joined the Hawkeye staff in 1990 and was named associate director in 1997. The Iowa City native earned his bachelor's degree from Buena Vista University and his master's degree from Northeast Louisiana University. Steve and his wife, Janet, have a daughter, Nike, and a son, James, two granddaughters, Teagan (15) and Lydia (7), and a grandson, Jack (10). Both Nike (law degree) and James (bachelor's degree) earned degrees from the University of Iowa.

Allan was named associate director of content in 2016 following seven years as a full-time assistant. It is Allan's second stint in the office, as he served as a student assistant from 2000-04. Allan returned to Iowa City after serving as the sports information director at the University of Missouri-Kansas City from 2005-10, and as the athletics media relations intern at Texas Christian University in 2004-05. The Hampton, Iowa, native earned his bachelor's degree in journalism from the University of Iowa in May, 2004. He and his wife, Mary Ann, have four children, Jonathan, Will, Eleanor, and Olivia.

Brewer was named associate director in 2016 after serving as an assistant director since 2009. He was named Division I Wrestling Sports Information Director of the Year by the National Wrestling Media Association (NWMA) in 2016. In 2004, the Iowa City native earned his English degree from the University of Iowa and served as a graduate assistant with the Detroit Lions media relations department. He and his wife, Brooke, have a daughter, Elyse, and a son, Del.

Ossman joined the full-time staff in August 2019, after assisting for a year in the department as an intern. The Farmington, Illinois, native earned her bachelor's degree in communications and journalism and master's degree in sport management from Northern Illinois University. There, she worked in the Athletic Communications department as a student assistant and graduate assistant.

Rossi joined the staff as a fulltime member in June, 2018. He served as a student assistant in the Athletic Communications office as an undergraduate and as an intern for two years. Rossi is a native of Gurnee, Illinois, and earned his bachelor's degree from Iowa in Journalism in 2016.



**Jack
Rossi**



**Brandee
Britt**



**James
Allan**



**Brian
Ray**



**Stephen
Mally**

Wagner is in her 22nd year as an assistant after previously serving as a student assistant for four years and as an intern for two years. A native of Iowa Falls, Wagner earned her bachelor's degree in 1997 with a double major in journalism and communication studies. Traci and her husband, Jason, have a son, Nick, and a daughter, Sydney.

Weitzel was named associate director in July, 2012, after serving as assistant director since 1998. Weitzel graduated from the University of Iowa in 1997 with a bachelor's degree in journalism and mass communication, with an emphasis in business. The native of Mundelein, Illinois, was a student in the sports information office for three years. He and his wife, Carrie, have a newborn son, Grey.

Ray joined the UI athletics department in December, 2013, as serves as the athletics department director of photography. Ray previously was the Iowa City chief photographer and senior visual journalist for the Cedar Rapids Gazette and is a Davenport, Iowa native. Ray earned a bachelor's degree from Iowa in journalism and psychology in 2002. Brian and his wife, Joanna, have a son, Boston, and a daughter, Joslynn.

Mally is in his second year as assistant director of photography for the athletics department. Prior to joining the Hawkeye staff Stephen was a staff photographer at the *Cedar Rapids Gazette*.



George Wine Scholarship Benefits University of Iowa Student Interns

Dr. Barrie Anderson, spouse of former University of Iowa Sports Information Director George Wine, has established the George Wine Memorial Scholarship Fund. The fund provides a scholarship each semester to a senior student intern who is employed in the UI Athletic Communications office. Wine served as Iowa's Sports Information Director from 1968-1993.



ZOOM BREAK 2

Speed, Power and Control for
Every Type of Player.





Mediacom[®]

COURT

Mediacom is proud to play an active role in support of the academic and intercollegiate athletics missions at the University of Iowa.

Every Mediacom employee is dedicated to delivering the most advanced communication technologies and services available. They are equally devoted to the communities in which they live and work. As such, Mediacom takes great pride in offering free telecommunication services to schools and libraries, creating local employment opportunities, and expanding participation and awareness of high school and intercollegiate athletics from river to river, border to border.

Mediacom wholeheartedly embraces the unique talents and spirit that flourish in the Heartland and are in such tremendous abundance on the campus of the University of Iowa. We join thousands of fellow Iowans when we cheer, with fists held high, "Go Hawks!"



#0
MICHAEL BAER
F, 6-7, 215, RS-Jr.



#1
JOE TOUSSAINT
G, 6-0, 190, So.



#2
JACK NUNGE
F, 6-11, 245, RS-So.




#3
JORDAN BOHANNON
G, 6-1, 175, RS-Sr.



#4
AHRON ULIS
G, 6-3, 190, Fr.



#5
CJ FREDRICK
G, 6-3, 195, RS-So.



#10
JOE WIESKAMP
G/F, 6-6, 212, Jr.



#11
TONY PERKINS
G, 6-4, 210, Fr.



#13
AUSTIN ASH
G, 6-3, 179, RS-Jr.



#15
KEEGAN MURRAY
F, 6-8, 215, Fr.



#20
KRIS MURRAY
F, 6-8, 215, Fr.



#22
PATRICK MCCAFFERY
F, 6-9, 200, RS-Fr.



#23
JOSH OGUNDELE
C, 6-10, 285, Fr.



#24
NICOLAS HOBBS
G, 6-2, 200, RS-Jr.



#30
CONNOR MCCAFFERY
G/F, 6-5, 205, RS-Jr.



#55
LUKA GARZA
C, 6-11, 265, Sr.



FRAN MCCAFFERY
Head Coach



KIRK SPERAW
Assistant Coach



SHERMAN DILLARD
Assistant Coach



BILLY TAYLOR
Assistant Coach



2020-21 IOWA MEN'S BASKETBALL MEDIA GUIDE





2020-21 IOWA MEN'S BASKETBALL MEDIA GUIDE

