



TWO THOUSAND TWENTY FOUR

# MIAMI

HURRICANES BASEBALL



GAGE  
ZIEHL



# GOLDEN SPIKES AWARD

PRESEASON  
*Watch List*



IT'S  
ALL  
ABOUT  
THE U

IT'S  
ALL  
ABOUT  
THE U



## TABLE OF CONTENTS

### MEDIA INFORMATION

1	Table of Contents
2	Quick Facts
3	2024 Schedule
4	Media Policies
5	University Administration
6-10	Athletics Administration

### 2024 MIAMI HURRICANES

12-13	Head Coach J.D. Arteaga
14	Assistant Coach Laz Gutierrez
15	Assistant Coach Darren Fenster
16	Assistant Coach Jonathan Anderson
17	Director of Program Development Rob Cooper
18	Director of Player Development
19-22	Baseball Support Staff

### 2024 MIAMI HURRICANES

24	Numerical Roster
25	Alphabetical Roster
26-37	Student-Athlete Profiles

### MIAMI HURRICANES BASEBALL HISTORY

39	Baseball in South Florida: A Hurricane Tradition
40-41	Miami Skippers
42	Ron Fraser: The Wizard of College Baseball
43	Jim Morris: 25 Years of Excellence at The U
44	Yearly Records
45-78	All-Time Results
79-80	All-Time Series History
81-129	All-Time Series Results
130	All-Time NCAA Tournament History
131-132	College Baseball Hall of Fame Inductees
133-134	National Award Winners
135-137	Baseball All-Americans
138	Freshman All-Americans
139-140	All-ACC Selections
141	All-ACC Tournament Selections
142-143	Miami Baseball Retired Numbers
144-145	All-Time #ProCanes By Team
146-148	MLB Draft Picks & Signees
149-154	Canes All-Time Lettermen
145	Attendance History
156-160	Team Records
161-163	Individual Leaders - Batting
164-166	Individual Leaders - Pitching

## 2024 MIAMI BASEBALL MEDIA GUIDE

- **EDITOR:** Josh White
- **LAYOUT:** Josh White
- **EDITORIAL ASSISTANCE:** Camron Ghorbi, Brendan Reilly, Carter Toole and previous members of the Miami communications staff
- **PHOTOGRAPHY:** Eric Espada, JC Ridley, Josh White
- **COVER & DESIGN:** Leo Ramos



# QUICK FACTS

## UNIVERSITY INFORMATION

Location	Coral Gables, Fla.
Enrollment	19,593
Founded	1925
Nickname	Hurricanes
Colors	Orange (PMS 1665), Green (PMS 3435) and White
President	Dr. Julio Frenk
Director of Athletics	Dan Radakovich
Faculty Athletics Representative	Dr. Marvin Dawkins
Conference	Atlantic Coast Conference
Stadium / Capacity	Alex Rodriguez Park at Mark Light Field / 3,552
Ticket Office Phone	1-800-60-CANES
Website	MiamiHurricanes.com
Mailing Address	5821 San Amaro Drive, Coral Gables, FL 33146

## ATHLETICS ADMINISTRATION

Vice President/Director of Athletics	Dan Radakovich
Senior Deputy Director of Athletics	Brian Baptiste
Deputy Director of Athletics / Senior Woman Administrator	Rachelle Paul
Assistant Vice President / Athletics Development	Brian Campbell
Executive Associate AD / Student-Athlete Development	Shirrelle Jackson
Executive Associate AD / Compliance	Dan Raben
Executive Associate AD / Business Operations	Matthew Smale
Executive Associate AD / Strategic Comms / Chief of Staff	Carter Toole
Executive Associate AD / Brand and Marketing Strategy	Savanna Wood
Sr. Associate AD / Capital Projects, Events, & Operations	Marcus Attles
Sr. Associate AD / Performance, Health & Wellness	Luis Feigenbaum
Sr. Associate AD / Principal Giving	Amy C. Ferguson
Sr. Associate AD / Athletic Training	Vinny Scavo
Sr. Associate AD / Academic Services	David Wyman
Associate AD / Academic Services	Demetres Darden
Associate AD / Communications	Camron Ghorbi
Associate AD / Facilities, Events, & Operations	Tom Ponietowicz
Associate AD / Alumni Programs	Rick Remmert
Assistant AD / Communications	Megan Barnes
Assistant AD / Facilities & Operations	Anthony Conrath
Assistant AD / Student-Athlete Development	LaToya Farris
Assistant AD / Academic Services	Jessica Lopez
Assistant AD / Information Technology	Ray Lopez
Assistant AD / Compliance	Sarah McCall
Assistant AD / Marketing and Event Experience	Darren Morgan
Assistant AD / Lead Learning Specialist	Stephanie Shuey
Assistant AD / Creative Services	Kyle Stopperan
Assistant AD / Production Services	Drew Thomas

## COACHING STAFF & SUPPORT STAFF

Head Coach	J.D. Arteaga
Assistant Coach / Pitching / Mental Skills	Laz Gutierrez
Assistant Coach	Darren Fenster
Assistant Coach / Recruiting Coordinator	Jonathan Anderson
Director of Program Development	Rob Cooper
Director of Player Development	Brandon Brewer
Director of Baseball Operations & Camps	Robert "G.M." McDaniel
Assistant Strength & Conditioning Coach - Baseball	H.R. Powell
Athletic Trainer / Physical Therapist	Julian Rivera
Strength & Conditioning Assistant	Alex Barnes
Sports Scientist	Brock McMichael
Baseball Analytics	Peter Amalbert
Baseball Analytics	Jack Olszewski
Administrative Assistant	Liliana Macias

## PROGRAM HISTORY

First Year of Baseball	1940
	(80th season, No program from 1941-45 due to WWII)
All-Time Record	2,767-1,168-18 (.702)
All-Time ACC Record	342-200-1 (.631)
National Championships	4 (1982, 1985, 1999, 2001)
NCAA Tournament Appearances	49 (1971, 1973-2016, 2019, 2021-23)
All-Time NCAA Tournament Record	202-107 (.654)
Last NCAA Tournament Opponent	Texas (2023)
	L, 10-6 - Coral Gables Regional
College World Series Appearances	25
	(1974, 1978-82, 1984-86, 1988-89, 1992, 1994-99, 2001, 2003-04, 2006, 2008, 2015-16)

## TEAM INFORMATION

2023 Overall Record	42-21
Home/Away/Neutral	30-6 / 9-13 / 3-2
2023 ACC Record / Finish	18-12 / 2nd Coastal
Letterwinners Returning / Lost	17 / 18
Newcomers	18 (12 freshmen / 3 transfers / 3 JUCO transfers)

## 2024 HURRICANES

KEY RETURNING HITTERS	CL	POS	AVG	HR	RBI
Blake Cyr	So.	IF	.305	17	63
Carlos Perez	Sr.	C	.210	13	31
Edgardo Villegas	Jr.	OF	.264	7	27

KEY RETURNING PITCHERS	CL	POS	W-L	ERA	IP
Rafe Schlesinger	Jr.	LHP	3-1	3.38	29.1
Chris Scinta	So.	LHP	1-1	3.53	35.2
Gage Ziehl	Jr.	RHP	8-4	4.30	92.0

KEY LOSSES	POS	KEY STATS
Ronaldo Gallo (signed)	RHP	2-4, 7.55 ERA, 43 K, 39.1 IP
CJ Kayfus (draft)	IF	.347 AVG, 14 2B, 13 HR, 41 RBI, 8 SB
Carlos Lequerica (signed)	RHP	5-1, 4.71 ERA, 49 K, 42.0 IP
Zach Levenson (draft)	OF	.292 AVG, 17 2B, 14 HR, 45 RBI, 4 SB
Yohandy Morales (draft)	IF	.408 AVG, 13 2B, 20 HR, 70 RBI, 7 SB
Dominic Pitelli (draft)	IF	.294 AVG, 14 2B, 13 HR, 54 RBI, 10 SB
Alejandro Rosario (draft)	RHP	5-6, 7.11 ERA, 91 K, 74.2 IP
Alejandro Torres (signed)	RHP	4-1, 4.62 ERA, 59 K, 48.2 IP
Andrew Walters (draft)	RHP	4-0, 1.21 ERA, 12 SV, 72 K, 44.2 IP

KEY NEWCOMERS	CL	POS	B/T	HT	WT
Lucas Castello	Sr.	OF	R/R	6-2	29.1
Daniel Cuvet	Fr.	IF	R/R	6-3	237
Drew Dwyer	Gr.	RHP	R/R	6-0	180
Herick Hernandez	Jr.	LHP	L/L	5-10	205
Antonio Jimenez	Jr.	IF	R/R	6-1	205
Jake Kulikowski	Fr.	OF	L/L	5-11	202
JD Urso	Gr.	IF	R/R	6-1	178

## COMMUNICATIONS

Associate Director / Communications (Primary)	Josh White
Cell: 516-680-3878	E-mail: joshwhite@miami.edu
Executive Associate AD / Strategic Communications	Carter Toole
Cell: 615-598-8540	E-mail: carter.toole@miami.edu
Associate AD / Communications	Camron Ghorbi
Cell: 786-877-7329	E-mail: c.ghorbi@miami.edu
Assistant AD / Communications	Megan Barnes
Cell: 630-651-8801	E-mail: meganbarnes@miami.edu
Director / Communications	Brock Borgeson
Cell: 630-440-2595	E-mail: brock.borgeson@miami.edu
Assistant Director / Communications	James Knable
Cell: 412-316-6919	E-mail: jamesknable@miami.edu
Assistant Director / Communications	Macy Farmer
Cell: 936-419-3194	E-mail: macyfarmer@miami.edu
Website	www.MiamiHurricanes.com
X & Instagram	@MiamiHurricanes   @CanesBaseball
Facebook	/MiamiHurricanes   /CanesBaseball
Mailing Address	5821 San Amaro Drive, Coral Gables, FL 33146

## SOCIAL MEDIA ACCOUNTS

Official Athletics	X: @MiamiHurricanes
	Facebook: /MiamiHurricanes
	Instagram: MiamiHurricanes
Official Baseball	X: @CanesBaseball
	Facebook: /CanesBaseball
	Instagram: CanesBaseball
Dan Radakovich	X: @DanRadakovich
J.D. Arteaga	X: @JDArteaga33
Miami Maniac	X: @TheMiamiManiac
Sebastian the Ibis	X: @UM_Sebastian



# 2024 SCHEDULE

DATE	OPPONENT	LOCATION	TIME
FEB. 16	NJIT	CORAL GABLES, FLA.	7 p.m.
FEB. 17	NJIT	CORAL GABLES, FLA.	2 p.m.
FEB. 17	NJIT	CORAL GABLES, FLA.	7 p.m.
FEB. 18	NJIT	CORAL GABLES, FLA.	1 p.m.
FEB. 21	UCF	CORAL GABLES, FLA.	5 p.m.
FEB. 23	LONG ISLAND	CORAL GABLES, FLA.	7 p.m.
FEB. 24	LONG ISLAND	CORAL GABLES, FLA.	6 p.m.
FEB. 25	LONG ISLAND	CORAL GABLES, FLA.	1 p.m.
FEB. 28	FGCU	CORAL GABLES, FLA.	6 p.m.
MAR. 1	FLORIDA	CORAL GABLES, FLA.	7 p.m.
MAR. 2	FLORIDA	CORAL GABLES, FLA.	3 p.m.
MAR. 3	FLORIDA	CORAL GABLES, FLA.	1 p.m.
MAR. 6	STONEHILL	CORAL GABLES, FLA.	6 p.m.
MAR. 8	VIRGINIA*	CORAL GABLES, FLA.	7 p.m.
MAR. 9	VIRGINIA*	CORAL GABLES, FLA.	6 p.m.
MAR. 10	VIRGINIA*	CORAL GABLES, FLA.	1 p.m.
Mar. 12	at Florida Atlantic	Boca Raton, Fla.	6:30 p.m.
MAR. 15	NORTH CAROLINA*	CORAL GABLES, FLA.	7 p.m.
MAR. 16	NORTH CAROLINA*	CORAL GABLES, FLA.	6 p.m.
MAR. 17	NORTH CAROLINA*	CORAL GABLES, FLA.	1 p.m.
MAR. 19	FIU	CORAL GABLES, FLA.	6 p.m.
Mar. 22	at Notre Dame*	South Bend, Ind.	4:30 p.m.
Mar. 23	at Notre Dame*	South Bend, Ind.	2 p.m.
Mar. 24	at Notre Dame*	South Bend, Ind.	1 p.m.
Mar. 26	at FIU	Miami, Fla.	6 p.m.
MAR. 28	CLEMSON*	CORAL GABLES, FLA.	7 p.m.
MAR. 29	CLEMSON*	CORAL GABLES, FLA.	7 p.m.
MAR. 30	CLEMSON*	CORAL GABLES, FLA.	1 p.m.
Apr. 2	at Florida Atlantic	Boca Raton, Fla.	6:30 p.m.
Apr. 5	at Duke*	Durham, N.C.	6 p.m.
Apr. 6	at Duke*	Durham, N.C.	3 p.m.
Apr. 7	at Duke*	Durham, N.C.	1 p.m.
APR. 9	FLORIDA ATLANTIC	CORAL GABLES, FLA.	6 p.m.
Apr. 11	at Florida State*	Tallahassee, Fla.	7 p.m.
Apr. 12	at Florida State*	Tallahassee, Fla.	6 p.m.
Apr. 13	at Florida State*	Tallahassee, Fla.	2 p.m.
APR. 17	BETHUNE-COOKMAN	CORAL GABLES, FLA.	6 p.m.
APR. 19	LOUISVILLE*	CORAL GABLES, FLA.	7 p.m.
APR. 20	LOUISVILLE*	CORAL GABLES, FLA.	8 p.m.
APR. 21	LOUISVILLE*	CORAL GABLES, FLA.	1 p.m.
APR. 23	FLORIDA ATLANTIC	CORAL GABLES, FLA.	6 p.m.
Apr. 26	at Georgia Tech*	Atlanta, Ga.	6 p.m.
Apr. 27	at Georgia Tech*	Atlanta, Ga.	4 p.m.
Apr. 28	at Georgia Tech*	Atlanta, Ga.	1 p.m.
MAY 2	BYU	CORAL GABLES, FLA.	7 p.m.
MAY 3	BYU	CORAL GABLES, FLA.	7 p.m.
MAY 4	BYU	CORAL GABLES, FLA.	1 p.m.
MAY 8	FIU	CORAL GABLES, FLA.	6 p.m.
May 10	at Virginia Tech*	Blacksburg, Va.	7 p.m.
May 11	at Virginia Tech*	Blacksburg, Va.	7 p.m.
May 12	at Virginia Tech*	Blacksburg, Va.	1 p.m.
May 14	at FIU	Miami, Fla.	6 p.m.
MAY 16	PITT*	CORAL GABLES, FLA.	7 p.m.
MAY 17	PITT*	CORAL GABLES, FLA.	7 p.m.
MAY 18	PITT*	CORAL GABLES, FLA.	1 p.m.
May 21-26	ACC Baseball Championship	TBA	TBA

**BOLD CAPS** - home game, played at Alex Rodriguez Park at Mark Light Field in Coral Gables, Fla.

\* - ACC game

All times Eastern and subject to change

# MEDIA POLICIES

## COVERING THE HURRICANES

Interview requests for Miami baseball student-athletes and coaches must be submitted to Josh White (joshwhite@miami.edu) in all instances. The Miami communications staff will make every effort to schedule a time to accommodate those requests, based on time constraints, class schedules and other obligations.

## MEDIA CREDENTIALS

Requests for working media and photo credentials should be submitted to Josh White (joshwhite@miami.edu) by sports editors or sports directors of accredited media. There are no season credentials for 2023-24. Credentials will be distributed on a single-game basis only.

Requests should be made as early as possible and should be limited to working media only. Requests made within two days of the game may not be considered. Media members may pick up their single-game credential at the media will call table located at the front of Alex Rodriguez Park.

## LIVE BROADCASTS

It is not permissible for any non-rights holder to broadcast over the air, stream over the internet (audio or video), or transmit in any other way, any live event without the consent of the University of Miami athletics department.

Live events include varsity contests, press conferences (including but not limited to weekly scheduled and postgame press conferences) and any other group media availability. Exceptions may be made for any major newsbreaking event. Failure to follow this policy will result in having credentials revoked.

## POSTGAME INTERVIEWS

Miami head coach J.D. Artega and select student-athletes will meet with the media in-person at Alex Rodriguez Park at Mark Light Field in the team meeting room after each game.

## PARKING

Parking is available in the lots adjacent to Alex Rodriguez Park at Mark Light Field, as well as on the street, via the PayByPhone app. There are no parking passes for Miami baseball games.

## PHOTOGRAPHY

Miami follows NCAA and ACC rules regarding media representatives photographing games. Only properly credentialed photographers will be allowed in the designated photo areas at Alex Rodriguez Park at Mark Light Field as specified by the NCAA and ACC.

NO photographers will be permitted to shoot from inside the field of play. All photographers must remain in the designated photo areas outside of the field of play. Photo credentials are subject to revocation by the Miami athletics communications office at any time.

## SCOUTS

Professional scouts may request credentials and are permitted to attend games. Approved individuals will be assigned a designated section and row to sit in. Scouts will be required to follow all of the same protocols as media members.

## ARCHIVING OF EVENT AUDIO/VIDEO

It is not permissible for any non-rights holder to post, place, broadcast, or make available in any other way, audio or video event content that exceeds three (3) minutes in length. Events are defined as varsity contests, press conferences and any other group media availability. Archiving may not begin until the conclusion of the entire event. It is not permissible to reuse or post any video produced and/or owned by the University of Miami athletics department without the consent of the University.

## UNAUTHORIZED CREDENTIAL USE

Credentials will be issued to working media only. Media credentials are not transferable and use by anyone other than members of the working media is unauthorized. Media credentials used in an unauthorized manner will be revoked immediately. Anyone allowing unauthorized individuals to use credentials will have their credentials revoked for the remainder of the year.

## QUESTIONS?

Please contact Josh White via email at joshwhite@miami.edu or by phone at 516-680-3878 with any questions about the University of Miami baseball team.



# UNIVERSITY ADMINISTRATION



**DR. JULIO FRENK**  
**UNIVERSITY PRESIDENT**  
UNIVERSIDAD NACIONAL AUTÓNOMA  
DE MÉXICO, 1979

A fourth-generation physician whose paternal grandparents fled Germany in the early 1930s to build a new life in Mexico, Julio Frenk catalyzed his deep gratitude for the kindness of strangers into a lifelong mission to improve the health, education, and well-being of people around the world.

Dr. Frenk became the sixth president of the University of Miami in August of 2015. He also holds academic appointments as Professor of Public Health Sciences at the Leonard M. Miller School of Medicine and as Professor of Health Sector Management and Policy at the Business School.

Prior to joining the University of Miami, he was the dean for nearly seven years of the Harvard T.H. Chan School of Public Health and the T & G Angelopoulos Professor of Public Health and International Development, a joint appointment with the Harvard Kennedy School of Government.

Julio Frenk served as the Minister of Health of Mexico from 2000 to 2006. There he pursued an ambitious agenda to reform the nation's health system and introduced a program of comprehensive universal coverage, known as Seguro Popular, which expanded access to health care for more than 55 million previously uninsured Mexicans.

He was the founding director-general of the National Institute of Public Health in Mexico, one of the leading institutions of its kind in the developing world. He also served as executive director in charge of Evidence and Information for Policy at the World Health Organization and as senior fellow in the global health program of the Bill & Melinda Gates Foundation, among other leadership positions.

Dr. Frenk holds a medical degree from the National University of Mexico, as well as a master of public health and a joint Ph.D. in Medical Care Organization and in Sociology from the University of Michigan. He has received honorary degrees from ten universities. His scholarly production, which includes over 170 articles in academic journals, as well as many books and book chapters, has been cited around 19,000 times.

He is a member of the American Academy of Arts and Sciences, the U.S. National Academy of Medicine, and the National Academy of Medicine of Mexico. He serves on the boards of the United Nations Foundation and the Robert Wood Johnson Foundation. He has received numerous recognitions, including the Clinton Global Citizen Award for changing the way practitioners and policy makers across the world think about health, the Bouchet Medal for Outstanding Leadership presented by Yale University for promoting diversity in graduate education, and the Welch-Rose Award for Distinguished Service from the Association of Schools and Programs of Public Health. In 2017, he was elected as a member of El Colegio Nacional, one of the most prestigious groups of intellectuals, artists, writers, and scientists of Mexico.

Julio Frenk was born in Mexico City in December 1953. He is married to Dr. Felicia Knaul, a social sector economist, and has four children.

In summary, Dr. Julio Frenk has an extensive professional record spanning three decades and a career that has included leadership positions in all relevant aspects of public health and higher education: research, teaching, analysis of public policies, institution-building, international cooperation, and national public service. He has also been involved in various initiatives to reform higher education.



**DR. MARVIN DAWKINS**  
**FACULTY REPRESENTATIVE**  
EDWARD WATERS, 1970

Dr. Marvin Dawkins, a distinguished professor in the Department of Sociology at the University of Miami, is in his 11th year as the Faculty Athletics Representative. He was named to the post in April 2012, replacing Clyde McCoy after his 17 years of service in that role.

In his FAR post, Dawkins is responsible for ensuring the academic integrity of students participating in University athletic programs and helping to oversee institutional control of the Department of Athletics. The Faculty Athletics Representative serves as a liaison between the University and the athletic department. This individual is the University's voting delegate to the ACC and represents UM with the NCAA and ACC.

Dawkins received his doctorate from Florida State and completed his postdoctoral research fellowships at Howard University and The Johns Hopkins University. He previously served on the faculties of the University of Maryland, Old Dominion University and the University of Wisconsin-Parkside.

His research focuses on issues of race and social equity in such areas as education, career aspirations and mobility, substance abuse prevention, and sports.

He has published widely in these areas, including his most recent article titled "Race and Pathways to Power in the National Football League" (with Jomills H. Braddock and Erica Smith), which appears in *American Behavioral Scientist* (2012). He has published widely in these areas. Dr. Dawkins is coauthor (with Graham C. Kinloch) of the book, *African American Golfers During the Jim Crow Era* (Praeger, 2000). His most recent publications include "African American Golf Clubs in the Early Development of Black Golf" in *The Western Journal of Black Studies* (2018) and "Challenges to Title IX: A Critical Race Perspective" in *The Negro Educational Review* (2019). Dr. Dawkins serves as the University of Miami's Faculty Athletics Representative to the Atlantic Coast Conference (ACC) and the National Collegiate Athletic Association (NCAA). He served as ACC President for 2017/2018. Dr. Dawkins is also a member of the Museum Committee of the United States Golf Association (USGA).

# ATHLETICS ADMINISTRATION



**DAN RADAKOVICH**  
**VICE PRESIDENT /**  
**DIRECTOR OF ATHLETICS**  
IUP, 1980

Dan Radakovich was named the 14th Director of Athletics in University of Miami history on December 8, 2021, returning to his graduate school alma mater as one of the nation's most decorated and successful college athletics administrators.

Radakovich, who most recently served as Director of Athletics at Clemson for nine years, launched his career at UM in 1983 as the Hurricanes' athletic business manager, an experience which charted a course that has now spanned seven schools and 30-plus years as a visionary leader in all aspects of college athletics.

"This is a significant moment for the future of athletics at the University of Miami," University President Julio Frenk said upon Radakovich's hire. "Dan is one of the most highly regarded athletics directors in the country. He knows Miami well, from his time at the U and at Clemson, an ACC peer. His proven success, and the success that Dan has helped enable for student-athletes in the classroom and in competition, is reflective of our values. He has the experience, the relationships, and the passion it takes to ignite and sustain excellence—the very core of our bold vision for the future of Hurricanes Athletics."

In his first 18 months in Coral Gables, Radakovich has worked with campus leaders to chart an ambitious course for Miami Athletics with respect to facilities, sport sponsorship, fundraising and staff development. He hired three new head coaches (baseball, golf, rowing) and extended the contracts of six others. He has worked closely with football head coach Mario Cristobal to ramp up recruiting, evaluation, sports science and creative resources. Miami has announced plans to build a new football operations center, the on-campus "forever" home for Hurricanes football, a towering structure that will raise the student-athlete experience for all sports. UM recently opened the Susan and Stephen Symons Basketball Training Center and The Ruiz Family Baseball Strength & Conditioning Center.

This past year, Miami's men's basketball team reached its first-ever Final Four, while the women's basketball team advanced to the first Elite Eight in school history. UM also posted its highest Learfield Directors' Cup finish since 2016. Miami was one of seven schools – and the only ACC school – to have players drafted in the 2023 NFL, NBA, WNBA and MLB Drafts. In 2021-22, Miami was one of just two schools (along with North Carolina) to have its football team qualify for a bowl game, its men's basketball team reach the Sweet 16 and its baseball team host a regional.

Miami's most recent NCAA Graduation Success Rate was 93 percent, matching the school record set in 2012. UM student-athletes posted a Spring 2023 grade point average of 3.17, the school's highest non-COVID semester ever. Miami also captured the 2022 NCAA Team Works Community Service competition with 100 percent participation from its student-athletes.

Miami Athletic Development raised more than \$26 million this past fiscal year, an increase of 36 percent over the previous year, and increased its total number of donors by more than 8,000.

Radakovich is the immediate past President of LEAD1, which represents athletic directors at the Division I level. He was named 2017 SportsBusiness Journal Athletic Director of the Year after being a finalist in 2015. In 2014, Radakovich was one of 13 people, including one of only five FBS Directors of Athletics, to be named to first College Football Playoff committee.

At Clemson, Radakovich oversaw the most successful stretch in Tigers football history as the program won two national championships (2016, 2018), six ACC titles and made six College Football Playoff appearances.

Radakovich continuously led the Tigers athletic department to high achievements, both on the field and in the classroom, while developing significant upgrades in finance and facilities.

Clemson set a school record in the NCAA's most recent Graduation Success Rate (GSR) report, posting a 95 percent score, which also tied for first in the ACC amongst public schools. Eight Tigers programs earned perfect scores. Clemson student-athletes recorded nine semesters with a 3.0 GPA or higher, including a record 3.57 GPA in the spring of 2020.

Radakovich guided the department successfully throughout the pandemic, helping Clemson to reopen athletic operations, including safely hosting 112,367 fans at Memorial Stadium in 2020, third most in the nation.

In 2020-21, Clemson had its best finish in the Learfield Directors' Cup since 2007, finishing No. 36. Highlighting the athletic year, the football program claimed the ACC title and appeared in the College Football Playoff, the men's soccer program claimed the 2020 ACC championship, and the women's soccer program advanced to the Elite Eight. Additionally, Radakovich oversaw the development of the softball program at Clemson, which officially began in the spring of 2020. That program earned the ACC regular-season championship in 2021 and made its first trip to the NCAA Tournament. Clemson also made NCAA appearances in men's basketball, indoor and outdoor track & field and men's and women's golf.

During Radakovich's tenure, IPTAY, the school's fundraising arm, saw significant increases in contributions and he was instrumental along with the IPTAY Board of Directors in the Cornerstone Partner Program, which together has helped fund numerous investments in infrastructure and the student-athlete experience.

During the 2018-19 school year, Clemson won its second football national championship in three years, defeating Alabama 44-16. During the 2017-18 school year, Clemson became the first school in history to reach the College Football Playoff, advance to the Sweet 16 of the NCAA Men's Basketball Tournament and host a baseball regional in the same season.

Since 2013, Clemson received approvals for more than \$200 million in facility improvements and increased spending on direct student-athlete development programs, including nutrition, mental health and professional development, by \$2.4 million. His department increased overall revenue from \$69 million in fiscal year 2014 to a budgeted \$131 million in fiscal year 2020. Littlejohn Coliseum opened to rave reviews following a \$63 million renovation. The Allen N. Reeves Football Complex opened in 2017, setting the standard for football facilities around the country. The Nieri Family Student-Athlete Enrichment Center opened as a state-of-the-art facility for student-athlete development in the classroom and community. The development, rebranding and expansion of football's P.A.W. Journey highlighted a best-in-class approach to preparation for life after their Clemson football careers.

Prior to his arrival, Radakovich amassed a wealth of experience serving in significant athletic administrative roles at Georgia Tech, LSU, American, South Carolina, Long Beach State and UM.

Radakovich came to Clemson from Georgia Tech, where he served as Director of Athletics for six years (2006-12). He hired football head coach Paul Johnson, who was inducted into the College Football Hall of Fame in 2023, and rebuilt McCamish Pavilion, home to the Yellow Jackets' men's and women's basketball teams. Prior to his tenure at Georgia Tech, Radakovich worked as a Senior Associate Athletic Director at LSU from 2001-06. He had many responsibilities with the football program, including the year the Tigers won the national title in 2003.

From 2000-01 Radakovich was Director of Athletics at American University. Between 1994 and 2000, he served as Chief Financial Officer at South Carolina. He gained experience on the West Coast from 1989-94, when he was a Senior Associate Athletic Director at Long Beach State. Radakovich worked at The U from 1983-85 as Athletics Business Manager.

Radakovich, a native of Aliquippa, Pa., is a 1980 graduate of Indiana (Pa.), where he earned a bachelor's degree in finance. He was also a football letterman and student coach with the Crimson Hawk program, and he was inducted into the school's athletic hall of fame in 2021. He previously was enshrined into the Beaver County Sports Hall of Fame in 2008 and was recognized as a distinguished alumnus from Indiana in 2009.

Radakovich and his wife, Marcie, have two sons, Christian, a 2012 Georgia Tech graduate, and Grant, a 2015 Mercer graduate who was a tight end on Clemson's 2016 national championship football team.



# ATHLETICS ADMINISTRATION



**BRIAN BAPTISTE**  
**SENIOR DEPUTY AP**  
TOWSON, 2005

Miami Athletics hired Brian Baptiste as Senior Deputy Athletic Director in April of 2023.

Baptiste comes to Coral Gables after spending the past four years as the Vice President for Athletics and Recreation at La Salle University.

Under Baptiste's leadership La Salle raised more money for its annual fund or unrestricted fundraising over the past two fiscal years than it has in its history. La Salle had a record 263 student-athletes named to the Atlantic 10 Commissioner's Honor Roll during his tenure, and 60 student-athletes earned All-Academic honors from their respective conferences and coaches' associations. In 2020, 13 of La Salle's programs scored a perfect 100 in the NCAA Graduation Success Rate (GSR), ranking the department in the top-20 nationally and first in the Atlantic 10. He also implemented the "Defining Your Difference Program" to better position senior student-athletes for success after graduation.

Baptiste serves on the board of directors for the Dad Vail Regatta, the largest collegiate regatta in North America, and co-chaired the Atlantic 10 Conference's Commission for Racial Equity, Diversity, and Inclusion.

He is the Vice Chair of the NCAA's Minority Opportunities & Interests Committee. In addition, the Philadelphia Business Journal named Baptiste to its 40 Under 40 List in 2021.

Baptiste joined La Salle in 2019 after nearly seven years at Northwestern, where he has served as Deputy Director of Athletics for Capital Projects and Operations. In that role, Baptiste was responsible for all capital projects for athletics and recreation and had oversight of athletic facilities, event management, equipment services, and recreation. He also served as sport administrator for the men's basketball, women's volleyball, men's and women's swimming and diving, and women's cross country programs.

Previously, Baptiste spent nearly three years at the University of Delaware as Associate Athletic Director for Compliance. He began his intercollegiate athletics career as an Assistant Director of Compliance at Georgetown University.

A native of Cheverly, Md., Baptiste is a 2005 graduate of Towson University. He earned his Juris Doctor from St. Thomas University School of Law in 2008 and is licensed to practice law in the state of Maryland.

He and his wife, Jessica, have three daughters.



**RACHELLE PAUL**  
**DEPUTY AD / SWA**  
CANISIUS, 2003

Rachelle Paul was hired as Miami's Deputy Director of Athletics and Senior Woman Administrator in 2023.

Paul comes to Coral Gables after serving the past four years as Director of Athletics at Saint Peter's University.

Saint Peter's enjoyed tremendous success during Paul's tenure, most notably when the men's basketball team became the first No. 15 seed in NCAA Tournament history to advance to the Elite Eight in 2022. Later that year, Paul was named the NCAA Division I Nike Executive of the Year by Women Leaders in College Sports.

Peacocks men's basketball advanced to at least the semifinals of the Metro Atlantic Athletic Conference Tournament in all four of her years at the helm, while the women's basketball team made the 2021 MAAC Tournament final, its first appearance in 20 years.

Saint Peter's finished in third place among all MAAC institutions in the Learfield Director's Cup standings at the conclusion of 2021-22 and witnessed one of the program's best athletic seasons in nearly 30 years during 2019-20, placing second in the MAAC Pepsi Zero Commissioner's Cup Men's Standings. The runner-up finish was the second highest in program history behind a first-place finish in 1993-94.

Paul oversaw the renovation of the Yanitelli Center with the creation of "Run Baby Run Arena" which opened during the 2021-22 academic year and houses the Peacocks' men's and women's basketball and women's volleyball programs.

Under Paul's leadership, Saint Peter's posted a 95 percent NCAA Graduation Success Rate (GSR) following the 2020-21 and 2021-22 academic years, which matched the school record. The Peacocks placed a school-record 161 student-athletes on the MAAC honor roll in 2019-20.

Paul joined Saint Peter's after serving as Senior Associate Athletics Director/SWA and Deputy Title IX Coordinator at Seton Hall University. She was responsible for the leadership and management of all areas of student-athlete development, including the organization and application of a comprehensive NCAA and BIG EAST rules compliance program and the implementation of relevant and effective programming to promote and enhance the personal growth and development of student-athletes. She also served as chair of the BIG EAST SWA Committee. Prior to Seton Hall, Paul held positions at Monmouth University, Canisius College, the Northeast Conference (NEC) and the MAAC.

Paul is a 2003 graduate of Canisius, where she also earned her master's degree in sport administration in 2004. A four-year letterwinner in lacrosse, she graduated from the program seventh in school history in career points (65), eighth in career goals (49), eighth in career assists (19) and third in career ground balls (133). She also earned two varsity letters as a member of the soccer team. Paul is married to Tim Paul and is a native of Buffalo, N.Y.

# ATHLETICS ADMINISTRATION



**BRIAN CAMPBELL**  
ASSISTANT VP  
ATHLETICS DEVELOPMENT  
AIR FORCE, 2008

Brian Campbell joined the University of Miami in May of 2023 as Assistant Vice President for Athletics Development. In this role, Brian has oversight of fundraising operations, programs, and the development team for Miami Athletics. Brian came to UM from his alma mater, the United States Air Force Academy, where he had spent the previous five years, beginning in 2018 as the Assistant Athletic Director for Development and finishing as the Executive Director of Development for Strategic Programs and Athletic Giving.

At Air Force, Brian was responsible for the fundraising strategy and execution for athletic capital projects, endowments, and major giving, in addition to other revenue generating initiatives. He also served as the liaison to the Air Force Academy Foundation Board of Director's Athletic Committee. The academy experienced unprecedented fundraising success during Brian's time at USAFA – most notably completing a \$270 million campaign nearly 18-months ahead of schedule, headlined by multiple record-breaking years of fundraising.

As part of the campaign, Brian led a \$37.5 million fundraising effort to support the \$90+ million modernization of the east side of Falcon Stadium. Additionally, he managed the philanthropic component of a \$500 million public-private partnership to develop a new hotel and visitors center outside USAFA's north gate. Other accomplishments during this stretch included a lead gift to launch the renovation of Air Force's baseball venue, Falcon Field, and building the Wayne Baughman Wrestling Endowment, which seeks to provide operational funding for Air Force Wrestling in perpetuity.

Brian brings 15 years of organizational leadership experience to UM from multiple sectors. He rose to the rank of captain in the US Air Force, then climbed to the partner level at Anheuser-Busch InBev where he led the sales and marketing efforts for the Northwest region, including several of the largest sports and entertainment partnerships in the portfolio.

In each of the communities he's lived in, Brian has supported local initiatives – serving on the boards of the National Football Foundation of Colorado, the Missouri Veterans Initiative, and the Boys and Girls Club of Alton, Illinois. He was a football student-athlete at the Air Force Academy and earned his MBA from the Olin Business School at Washington University in St. Louis.

Brian and his wife, Lauren, have two daughters.



**SHIRELLE JACKSON**  
EXECUTIVE ASSOCIATE AD  
STUDENT-ATHLETE DEVELOPMENT  
BOWLING GREEN, 1994

Shirelle Jackson is the Executive Associate Athletic Director of Student-Athlete Development at the University of Miami. Jackson initially joined Miami as the director of student-athlete development in March 2014 and was promoted to assistant AD in July 2016. Jackson also oversees the Hurricanes' track and field and cross country programs.

Prior to joining the athletics department, Jackson spent the previous five years in various capacities in the College of Arts and Sciences at UM. In 2014, Jackson received the Department of Biology Excellence in Service Award, for her efforts with 800+ Biology majors.

Her initial position within athletics was a new role intended to enhance the athletic department's efforts to develop programming which will enhance the total development of our student-athletes. Under her vision and leadership that role has grown into an office with two full time staff members and year round programming and leadership opportunities for our student athlete population. Due to the high level of community outreach, in 2018, the Miami Hurricanes earned the NCAA Helper-Helper Division I Community Service National Championship Award.

In addition to community service & outreach efforts, Jackson has been a featured panelist & speaker for the Women In Sports Forum, 2016 and 2018. She also served in the same capacity for Women Leaders in College Sports (formerly NACWAA) during their Institute for Administrative Advancement, 2019. Jackson has been a member of Women Leaders in College Sports since 2000. She is a 2002 graduate of Women Leaders/HERS Institute for Administrative Advancement. In 2016, Jackson received the Women Leaders Nell Jackson Administrator of the Year Award for her efforts engaging student-athletes, department staff & campus partners with an inclusive environment.

Prior to arriving at UM, Shirelle was the director of athletic academic support services from 2005-08 at FIU, where she oversaw the management and operation of the school's academic support program for its 400 student-athletes. She also coordinated the academic and personal advising, class registration, tutors, study hall and study skills workshops. During her tenure at FIU, she saw her full-time staff increase from two to six and the student-athlete graduation rate improved by 16 percent.

She was the assistant director for student-athlete services for 11 months at Bowling Green State University in Bowling Green, Ohio. Her first athletics position was as assistant AD for student development from August 2002-July 2004 at Eastern Connecticut State.

Jackson was a two-year letter winner for the women's track and field team at Bowling Green. She received her bachelor's degree from Bowling Green in 1994 and her master's degree in counseling from Central Connecticut State in 1998. She is currently a doctoral candidate in higher education leadership at Nova Southeastern in Davie.

She is married to Jason Jackson, who is the television host and course reporter for Miami HEAT telecasts on Sun Sports. The couple has two sons, Justin and Jordan.



# ATHLETICS ADMINISTRATION



**DAN RABEN**  
**EXECUTIVE ASSOCIATE AD**  
**COMPLIANCE**  
FLORIDA, 2006

Dan Raben serves as the Executive Associate Athletic Director / Compliance. In his current role, Raben oversees the University of Miami's Athletics Compliance office and serves as the sport administrator for the Hurricanes Football program.

Raben joined the Hurricanes in July 2010 as the Assistant Compliance Director / Eligibility. Raben has since been promoted five times to Director of Compliance in April 2013, Assistant AD / Compliance in July 2014, Associate AD / Compliance in July 2021, Senior Associate AD / Compliance in June 2023 and Executive Associate AD / Compliance in August 2023.

A native of Hollywood, Fla., Raben earned a bachelor's degree in finance from the University of Florida and then went on to graduate from Marquette Law School with a certificate from the National Sports Law Institute. He is a member of the Wisconsin State Bar.

During his time in law school, he worked as a compliance intern for both Northern Illinois University and the University of Wisconsin. He went on to serve as a Compliance Coordinator for The Ohio State University before his arrival in Coral Gables.



**MATTHEW SMALE**  
**EXECUTIVE ASSOCIATE AD**  
**BUSINESS OPERATIONS**  
MARYLAND, 2010

Matt Smale currently serves as Miami's Executive Associate Athletics Director of Business Operations.

Smale, who arrived to Coral Gables in July 2018 as the Assistant Athletics Director of Business Operations, plans, prepares and manages the department's operating budget, and oversees the daily operations of the business office. Smale serves as liaison to the university's budget and controller's offices, among other duties.

A Maryland native, Smale previously served as director of business operations for the University of Maryland's athletics department from September 2016 - July 2018. He spent nearly five years with Terrapins Athletics, beginning in November 2013 as an accountant before being promoted to assistant director of business operations in October 2015.

Smale spent more than two years at George Washington University as a business/compliance assistant, and has previous experience at D.C. United and the Bowie Baysox.

A 2010 graduate from the University of Maryland's Robert H. Smith School of Business, Smale graduated with his MBA from the University of Baltimore in December 2017. Smale and his wife, Kelly, live in Miami.

# ATHLETICS ADMINISTRATION



**CARTER TOOLE**  
**EXECUTIVE ASSOCIATE AD**  
**STRATEGIC COMMS / CHIEF OF STAFF**  
NORTH CAROLINA, 1995

Carter Toole serves as the Executive Associate Athletic Director for Strategic Communications and the athletic department's Chief of Staff. He joined the Hurricanes as the Associate Athletic Director for Communications & Digital Strategy in 2016 and was promoted to Senior Associate Athletic Director in 2017 before assuming his current role in 2022.

Toole provides high-level executive support to the Vice President/Director of Athletics, directing planning, research, analysis and execution for department-wide initiatives and the overall strategic plan. He develops and manages benchmarks for all varsity sport programs, serves as the chief copywriter for athletic department communications, oversees media relations operations, serves as the department liaison for campus-related communications matters and assists with special projects. He is also the sport administrator for the swimming and diving and women's tennis programs. When he was Senior Associate Athletic Director of Communications & Digital Strategy, Miami's communications staff won its first two Football Writers Association of America Super 11 Awards in 2018 and 2021.

Toole previously co-owned a Nashville-based marketing agency, Wheelhouse Marketing Advisors, which was acquired by a local technology firm (Atiba) at the end of 2015. Before launching Wheelhouse he served as Vice President, Digital, at another Nashville firm, January & Associates.

Prior to entering the agency business, Toole worked in the National Football League for nine seasons with four teams. After public relations stints with the Green Bay Packers, Tennessee Titans and Tampa Bay Buccaneers, he joined the Houston Texans as the club's first Director of Internet Services & Publications. He was part of the Texans' communications staff that won the Pete Rozelle Award in 2004 as voted on by the Pro Football Writers Association of America. He also authored the book *Opening Night* on Houston's return to the NFL. Toole has worked eight Super Bowls as a member of the NFL's media relations staff.

Toole started his sports communications career in the media relations offices at Arizona State University and the University of North Carolina at Chapel Hill, where he earned his bachelor's degree in English.

A native of Alexandria, Va., Toole and his wife, Barbara, have two daughters.



**SAVANNA WOOD**  
**EXECUTIVE ASSOCIATE AD**  
**BRAND & MARKETING STRATEGY**  
FLORIDA, 2015

Savanna Wood currently serves as the Executive Associate Athletics Director of Brand and Marketing Strategy.

In her current role at the University of Miami, Wood has oversight of graphic design, video content, broadcast, communications, digital strategy, consumer marketing and event presentation and is responsible for implementing a long-term digital roadmap strategy that drives innovation across multiple digital verticals in order to increase overall brand reach and achieve defined revenue goals.

Additionally, Wood serves as a liaison with the global partnerships team to implement and maximize partner activations, leads game day marketing operations and manages all athletics facility branding efforts.

Prior to arriving at UM, Wood led marketing, social and digital partnerships for Thrill One Sports and Entertainment - the leading global action sports firm - marketing and executing events in 27 states and four continents and building up brands in multiple across multiple areas of entertainment.

Before moving to California, Wood worked for the Jacksonville Jaguars (NFL) for six seasons - ultimately leading their digital and consumer marketing strategy, overseeing all digital properties and driving innovation and execution for more than 110 activating partners. During her time in Jacksonville, she launched two mobile apps, numerous websites and was instrumental in the launch of Daily's Place - a 5,000 person amphitheater connected to the stadium - as well as All-Elite Wrestling, a venture by Jaguars owner Shad Khan and his son Tony.

Wood's first position out of college took her up north as a member of the game presentation and marketing staff for the Boston Red Sox.

Wood graduated from the University of Florida with a bachelor's degree in Public Relations and Sport Management at 19 years old. During her time at UF, she volunteered more than 30 hours per week to the athletics office during football, basketball and baseball seasons. Wood worked a variety of NCAA and SEC events and interned in the Cape Cod Baseball League prior to launching her post-graduate career in sports and entertainment.



Head Coach J.D. Arteaga.....	12-13
Asst. Coach / Pitching / Mental Skills Laz Gutierrez.....	14
Asst. Coach Darren Fenster.....	15
Asst. Coach / Recruiting Coor. Jonathan Anderson .....	16
Director of Program Development Rob Cooper .....	17
Director of Player Development Brandon Brewer .....	18
Baseball Support Staff.....	19-22





# J.D. ARTEAGA

**HEAD COACH**  
**FIRST SEASON (22ND AT MIAMI) | MIAMI 1997**

J.D. Arteaga became the 10th head baseball coach in University of Miami history, elevating to the helm of the program prior to the 2024 season.

Arteaga previously served as associate head coach in charge of pitching. Overall, 2024 will mark Arteaga's 22nd year as a member of the Hurricanes baseball staff.

For the fourth straight year, the Hurricanes' longtime pitching guru groomed an All-American hurler in 2023. Right-hander Andrew Walters cemented himself as one of the most dominant closers in college baseball, after earning a spot as a finalist for the prestigious NCBWA Stopper of the Year Award the season prior. The unanimous All-America honoree headlined a Miami staff which featured four draft picks in the 2022 Major League Baseball First-Year Player Draft.

Southpaw Carson Palmquist led the class as a third-round choice by the Colorado Rockies, while righty Alex McFarlane followed shortly as a fourth-round selection by the Philadelphia Phillies.

Arteaga developed another All-American in 2021, as Palmquist was a consensus All-America pick and earned first-team honors by the NCBWA and Perfect Game. The lefty headlined Miami's four All-ACC selections with a first-team nod while also earning a place on the ACC All-Freshman Team.

Palmquist and right-hander Alejandro Rosario each were named Freshman All-Americans, while right-hander Jake Smith was selected in the sixth round of the MLB Draft by the Los Angeles Angels and right-hander Daniel Federman signed a free agent contract with the Baltimore Orioles.

The 2020 Hurricanes featured a pair of All-Americans, as standout right-handed pitchers Brian Van Belle and Chris McMahon were both selected to Collegiate Baseball's All-America Second Team.

After the season, sophomore right-hander Slade Cecconi was taken by the Arizona Diamondbacks with the 33rd overall pick in the 2020 MLB Draft, becoming the 29th Hurricane to be selected in the first round of an MLB Draft.

McMahon, a junior right-hander, went in the second round of the MLB Draft to the Colorado Rockies. Van Belle and fellow right-hander Tyler Keysor signed free agent contracts following the shortened five-round MLB Draft, joining the Red Sox and Reds organizations, respectively, and giving Miami four pitchers joining the professional ranks.

The 2019 season featured the emergence of redshirt junior Brian Van Belle as a standout starter for the Canes. The right-hander earned All-ACC Second Team honors and was named to the All-Starkville Regional team to cap a season in which Van Belle led the Hurricanes in wins (10), innings pitched (95.1) and had the lowest ERA among starting pitchers (3.30). Right-hander Slade Cecconi earned Freshman All-America honors, while Evan McKendry (9th round, Rays) and Gregory Veliz (15th round, Angels) headlined four pitchers selected in the MLB draft.

In 2018, Arteaga guided right-hander Evan McKendry to a breakout season on the mound, where he led the Hurricanes staff in wins (seven) and strikeouts (114), as well as compiled a 3.52 ERA – second-best among weekend starters – while earning Third-Team All-ACC honors. Fellow right-hander Daniel Federman earned Freshman All-America honors, while four Miami pitchers were selected in the MLB Draft.

Job Bargfeldt, Miami's ace in 2017, was named to the All-ACC Second Team in his first season working under Arteaga. The left-hander finished the season 7-3 with a 2.28 ERA over 87 innings.

Arteaga, a standout southpaw during his own four years in the Miami rotation, helped guide the Hurricanes to their second straight College World Series berth and 25th in program history in 2016. Under his direction as pitching coach in 2016, closer Bryan Garcia set the all-time saves record at Miami and became the first Hurricane to win NCBWA Stopper of the Year honors as the nation's top relief pitcher.

Garcia (sixth round, Detroit) and lefthander Danny Garcia (14th round, Seattle) were both selected in the 2016 Major League Baseball First-Year Player Draft. At least one Hurricane pitcher has been selected in the MLB Draft each year since 2004.

Arteaga recently coached lefthander Chris Diaz to ACC Co-Pitcher of the Year honors in 2014. Under his guidance, all four of Miami's starting pitchers in 2014 – Diaz, Bryan Radziewski, Javi Salas and Andy Suarez – were all drafted in the top 10 rounds of the 2014 MLB Draft.

Suarez, who elected to return to school and served as the staff ace on a 2015 team that qualified for the College World Series, was drafted in the second round (No. 67) overall by San Francisco in the 2015 MLB Draft.

Arteaga helped lead Radziewski to Rawlings All-America honors in 2013 – the first for a UM player since 2010. Two of the team's weekend starters, Radziewski and Diaz, ranked among the top three in ERA for all Atlantic Coast Conference pitchers in 2013.

Arteaga has tutored three recent first-round draft picks in the Major League Baseball Amateur Draft – Carlos Gutierrez in 2008, Chris Perez in 2006 and Cesar Carrillo in 2005. Gutierrez was the 27th overall pick in the 2008 draft by the Minnesota Twins after earning second team All-ACC honors. Perez, who came to Miami as a starting prospect, was aided by Arteaga in his transition to becoming one of the country's top closers. Carrillo started his career 24-0 as a Hurricane.

In addition to his work in converting Perez from a starter to a closer, he helped Kyle Bellamy in his transition from a traditional over-the-top throwing motion to a sidewinding delivery. The move had great rewards, as Bellamy recorded 16 saves and finished the 2009 season with a 0.97 ERA en route to numerous first team All-America honors.

Arteaga's 2008 staff boasted National Freshman Pitcher of

the Year and Roger Clemens Award finalist Chris Hernandez, who finished 11-0 with a 2.72 ERA while opponents hit just .223 against him. All three starters in 2008, Hernandez, sophomore lefty Eric Erickson and senior right-hander Enrique Garcia combined to go 27-4 while the entire pitching staff combined for the fewest walks (187) in school history and eighth-most strikeouts (554).

His 2006 staff, composed almost entirely of first-time starters, recorded five shutouts, the most by a UM staff since the 1998 season. Miami also recorded the team's first postseason shutout on the road since 1976 with a 7-0 win against Ole Miss in the 2006 Oxford Super Regional.

Four pitchers from Arteaga's 2005 pitching staff signed pro contracts following the season, including the school's first pitcher drafted in the first round since the 1991 season, Carrillo. Arteaga also played a major role in Carrillo's career development and run at the NCAA record books. Carrillo, who was the 18th overall pick in the 2005 draft, ended with a career record of 25-3, was an All-American and a finalist for the Dick Howser Trophy and the Roger Clemens Award as college baseball's best pitcher in 2005.

The 2004 Miami pitching staff produced the best team ERA in (3.73) since the 2000 season (3.72).

Head coach Jim Morris named Arteaga the Hurricanes' next pitching coach on March 4, 2003, nine games deep into the season. Arteaga's style and approach to pitching was vital in J.D. Cockcroft's development into the ace on Miami's 2003 club. Cockcroft, a crafty left-hander, went 11-3 with a 2.72 ERA in a team-high 119 innings, including three complete games and one shutout.

Arteaga played for the Hurricanes from 1994-1997, helping UM reach the College World Series four straight seasons. He left Miami as the program's all-time wins leader with 43 and

the all-time starts leader with 72. Arteaga ranks second for innings pitched in a career with 458.1.

He is also fifth on the all-time strikeouts chart with 343 career punchouts

Arteaga threw three complete games at UM and struck out career-high 11 batters on two different occasions (FSU, 4/16/95 and George Washington, 2/16/96). He posted an 11-3 record as a sophomore in 1995 and a 9-1 mark as a freshman.

Miami retired Arteaga's No. 33 on Feb. 5, 2003, prior to the season opener with Florida International. A 26th round draft choice by the New York Mets, Arteaga spent six seasons in the Mets' and Houston Astros' organizations. He had signed on with the Texas Rangers' organization in the spring of 2003, prior to accepting his post with the Hurricanes. He spent his last professional season with the Astros' Triple-A franchise New Orleans Zephyrs, compiling a 9-10 record with a 4.29 ERA in 15 starts and 42 appearances.

The left-hander came to the Hurricanes out of Westminster Christian in Miami. He won a career-best 12 games as a junior in 1996 (12-1) and came back to go 11-4 as a senior in 1997.

After six seasons in professional baseball, Arteaga earned his bachelor's degree in criminal justice from the University of Miami.

He is married to the former Ysha Schettini and the couple has a daughter, Ariana. The Arteagas' son, Ari, passed away in 2018 at the age of 16. The Ari Arteaga Foundation was founded shortly afterward to honor and memorialize Ari. Its mission is to spread Ari's spirit by helping children and families overcome obstacles they may face due to unforeseen hardships. The goal is to shine Ari's light on their path of need.



Arteaga with his wife, Ysha, and daughter, Ariana.



# LAZ GUTIERREZ

ASSISTANT COACH / PITCHING COACH / MENTAL SKILLS  
FIRST SEASON AT MIAMI | MIAMI (1998)

Laz Gutierrez joined the Hurricanes baseball program prior to the 2024 season, accepting a position as pitching and mental skills coach.

Gutierrez returns to his alma mater after spending the past four years as the head coach at Nova Southeastern, where he helped the Sharks return to national prominence. Under Gutierrez, Nova posted an 86-63 record, highlighted by a 36-win campaign and a trip to the NCAA Regional Tournament in 2022.

Despite his first two seasons as skipper of the Sharks being impacted by the COVID-19 pandemic, Gutierrez mentored nine All-Sunshine State Conference honorees and five All-Region designees.

Gutierrez, who graduated from Miami in 2000, returned to South Florida in 2019 after 13 years with the Boston Red Sox. Over his final five seasons with the organization, Gutierrez served as the mental skills coordinator in Boston, designing and applying leadership and mental skills routines that helped the Red Sox win three World Series Championships (2007, 2013, 2018).

Prior to his time with the big-league club, Gutierrez worked as the coordinator of player development programs and amateur scout.

Before joining the Red Sox, Gutierrez was the manager for the North Adams Steeplecats, where he led the New England Collegiate Baseball League team to a franchise-high 25 wins in 2006, following

his two-year tenure as pitching coach at Barry University.

A Miami native, Gutierrez began his coaching career by spending three seasons as the head coach at Coral Gables High School, mentoring future Hurricanes and MLB standouts Yonder Alonso and Eddy Rodriguez.

He got his start playing at Brito Miami Private School before becoming a three-year letterman for the Hurricanes under Jim Morris.

A left-handed pitcher, Gutierrez was drafted three times, including as a 13th-round selection in the 1998 MLB Draft by the Detroit Tigers.

After a three-year playing career within the Tigers and San Diego Padres organizations, Gutierrez earned his master's in performance psychology and a doctorate degree from Grand Canyon.

Gutierrez and his wife, Jeanette, have two kids, Matthew and Sophia.





# DARREN FENSTER

ASSISTANT COACH  
FIRST SEASON AT MIAMI | RUTGERS (2000)

Darren Fenster joined the Hurricanes baseball program prior to the 2024 season, accepting a position as an assistant coach.

Fenster comes to The U after spending the past 12 years with the Boston Red Sox. During his time with the organization, Fenster groomed the next crop of major-league stars, helping the Red Sox win two World Series Championships in 2013 and 2018.

Over the last five seasons, Fenster worked as the minor league infield coordinator and minor league outfield and base running coordinator.

Previously, Fenster was a manager in the Red Sox organization for six years.

In 2018, he guided the Double-A Portland Sea Dogs after four seasons as the skipper of the Single-A affiliate Greenville Drive. Fenster was tabbed the 2017 South Atlantic League Manager of the Year after leading the Drive to the team's first league championship.

His first minor league managerial post was in 2013 with the Gulf Coast League Red Sox after getting his start within the organization as the hitting coach for Greenville one year earlier.

Fenster has also worked with the United States National Baseball Team since 2021. He was named a coach for Team USA during the club's final efforts to qualify for the Tokyo Summer Olympics.

After the team qualified, Fenster was the third-base coach for the Olympics, helping the U.S. claim the silver medal.

Prior to joining the Red Sox, Fenster worked at Rutgers for six seasons under ABCA Hall of Fame head coach Fred Hill. The Middletown, N.J., native returned to his alma mater as the director of operations and helped the program win the 2007 Big East title. He then became an assistant coach and recruiting coordinator for Rutgers before moving to the professional level.

A two-time All-American shortstop and four-year starter for the Scarlet Knights (1997-2000), Fenster is a member of the Rutgers Athletics Hall of Fame. He holds the program records for hits (315), doubles (65), at-bats (818) and single-season hits (101 in 2000).

As a senior in 2000, Fenster was a consensus First Team All-American, notching a .433 batting average. That year, the Scarlet Knights posted their first-ever 40-win season and were ranked as high as No. 14 nationally.

The 2000 Big East Player of the Year was selected in the 12th round of the MLB First-Year Player Draft by the Kansas City Royals. Fenster played five seasons in the Royals' farm system, advancing to the Double-A level, before suffering a career-ending knee injury.



# JONATHAN ANDERSON

ASSISTANT COACH / RECRUITING COORDINATOR  
FIFTH SEASON AT MIAMI | DUKE (2007)

Jonathan Anderson was elevated to assistant coach and recruiting coordinator prior to the 2024 season.

Anderson joined the Hurricanes before the 2020 campaign, serving as the director of player development.

In his prior role, he helped with a variety of duties including coordinating video, baseball analytics and recruiting.

The Miami native returned home after 10 seasons as an assistant coach at Dartmouth, including the final seven as the lead assistant for the Big Green. Over his decade at Dartmouth, Anderson served as the third-base coach, worked with the outfielders and oversaw the hitters and recruiting.

Dartmouth enjoyed terrific success with Anderson on staff, winning Rolfe Division titles in each of his first six seasons, including an Ivy Championship in 2010 that brought about a berth in an NCAA Regional. The Big Green went on to win a game in the Coral Gables Regional, defeating FIU, 15-9 — the first Dartmouth victory at a regional in 23 years.

Prior to his time at Dartmouth, Anderson spent the 2008-09 campaigns coaching at his alma mater, Duke University, where he worked with the outfielders, oversaw bunting and also helped out with the hitters and baserunners. He was the director of the Duke Baseball Academy camps, managed the recruiting database and assisted with academic development, compliance and travel.

During the summer of 2007, Anderson got his first coaching experience with the New

Bern River Rats in the collegiate Coastal Plain League, working with the outfielders and coaching first base.

Following a standout career at Gulliver Prep, Anderson was a two-way player as an outfielder and pitcher. He led the Blue Devils with a .313 average at the plate and 11 starts on the mound as a junior. He improved to a .337 average in his senior campaign, while posting a 2.91 ERA over 52.2 innings with three saves.

Anderson and his wife, Diane, reside in Miami Lakes.



# ROB COOPER

**DIRECTOR OF PROGRAM DEVELOPMENT  
FIRST SEASON (THIRD AT MIAMI) | MIAMI (1994)**

Rob Cooper joined the Hurricanes baseball program prior to the 2024 season, accepting a position as director of program development.

Cooper returns to his alma mater after spending the past 10 seasons as the head coach at Penn State. Under his tutelage, the Nittany Lions had 14 players drafted with MLB organizations over his final six full seasons.

In 2022, Cooper led the Nittany Lions to their first Big Ten Tournament appearance since 2012. Penn State earned the No. 6 seed in the conference tournament, picking up a 5-2 win over No. 3 seed Iowa to open postseason play.

After taking over the program ahead of the 2014 campaign, Cooper doubled the Nittany Lions' win total in just three seasons, leading Penn State to a 28-27 mark in 2016.

During his tenure in State College, Pa., Cooper helped the Nittany Lions become the first NCAA Division I team to compete against a Cuban National Series team, the first U.S. team at any level to defeat a Cuban National Series team, the first U.S. baseball team to play in Cuba since restoration of diplomatic ties with Cuba and the fifth NCAA Division I baseball team to compete in a post-revolutionary Cuba when Penn State traveled in 2015.

Cooper's résumé is filled with international experience, as he has been selected to four coaching stints with USA Baseball in 2000, 2007, 2009 and 2013.

The California native traveled to Taichung Taiwan to serve as the skipper of USA Baseball's 18U National Team at the IBAF U18 World Cup shortly after accepting the PSU head coaching position. Cooper steered Team USA to an 8-1 record in World Cup play, including seven consecutive victories to win the gold medal.

Not long after the triumph in Taiwan, Cooper received one of the highest honors bestowed in the profession, as he was announced as the Rod Dedeaux USA Baseball Coach of the Year. With

the prestigious recognition, Cooper became just the 16th individual in the award's history, joining the likes of Scott Brosius, Davey Johnson and Tommy Lasorda.

In 2007 and 2009, Cooper worked on the USA Collegiate National Team, helping the 2007 team earn a silver medal at the Pan Am Games in Rio de Janeiro, Brazil.

Before going to Penn State, Cooper spent nine years as the head coach at Wright State. There, he methodically built the Raiders into a perennial contender in the Horizon League, with seven 30-win seasons, two Horizon League regular-season titles, three Horizon League Tournament crowns and six Horizon League Championship game appearances.

He was twice named the Horizon League Coach of the Year and guided Wright State to three NCAA Tournament appearances, three league tournament championships and two regular-season championship after the team suffered six losing seasons in the seven years before his arrival.

Before arriving at Wright State, Cooper served as the hitting coach, recruiting coordinator and bench coach at Oral Roberts University after previous stops at Wake Forest, Tulane and Sacramento City College.

Cooper began his coaching career at The U as a student/graduate assistant on the Hurricanes' staff in 1994-95. He helped the Hurricanes reach the College World Series in both seasons.

Along with his collegiate experience, Cooper was also an associate scout for the Los Angeles Dodgers from 1990-92.

He earned his bachelor's degree in psychology from Miami in 1994 and a master's in sports sciences/administration from The U in 1996 after beginning his playing career at Sacramento City under ABCA Hall of Fame head coach Jerry Weinstein.

Cooper is married to his wife, Maureen, and has two sons, Jake and Tyson.





# BRANDON BREWER

**DIRECTOR OF PLAYER DEVELOPMENT  
THIRD SEASON | WEST FLORIDA (2011)**

Brandon Brewer is entering his third year on the Miami baseball staff, serving as the director of player development.

Brewer assists with a variety of duties, including recruiting, baseball analytics and camp activities.

He joined the Hurricanes baseball program prior to the 2022 season, accepting a position as an assistant coach.

In his prior role, Brewer coached Miami's infield and assisted with the Hurricanes' hitters. A former standout player at the University of West Florida, he joined the Hurricanes after four years at Stetson, where he worked with the Hatters' infielders and hitters.

In 2021, Brewer guided Stetson to the second-best fielding percentage in the ASUN after helping the Hatters lead the conference in his first season.

A native of Apopka, Fla., Brewer batted .390 during his senior season at West Florida while leading the Argonauts to a Division II national championship in 2011. He started all 61 games that season for UWF at shortstop, scoring 55 runs while driving in 36. He also proved to be a threat on the base paths, successfully stealing 20 bags in 25 attempts.

Brewer was selected as an All-Region (D2CCA, ABCA & NCBWA) player in 2011 and was a second team All-American (NCBWA and Daktronics). He was twice named as a Rawlings Gold Glove Award winner (2009 & 11)

As a junior in 2010, Brewer hit .289 while starting all 56 games for the Argos. He scored 50 runs that year with 34 driven in, while stealing 17 bases on 22 attempts.

Over his four seasons at West Florida, Brewer hit .316, while starting 224 of the 225 games he played in. He scored 179 runs in his career and drove in another 122 and stole 58 bases. He ranks in the UWF career top 10 for hits, runs, RBI, total bases, stolen bases, walks and assists.

Following his senior season, he was drafted in the 36th round of the MLB Draft by the Los Angeles Angels. He played two seasons in the minor leagues, one in Orem, Utah, and one with Class-A Inland Empire.

Prior to his exploits at UWF and in minor league baseball, Brewer led his Apopka Little League team to Williamsport, Pa., and the Little League World Series in 2001. The Apopka team captured the U.S. Championship, before falling in the World Series finale to Japan.

He played on that Little League championship team for his father, Bobby Brewer, who currently serves as the head coach at Apopka High School.

Brewer is married to his wife, Taylor, and the couple reside in Coral Gables.

## BASEBALL SUPPORT STAFF



**ROBERT "G.M." MCDANIEL**  
**DIRECTOR OF OPERATIONS  
AND CAMPS**  
FIU, 2003

Robert McDaniel is entering his 24th year on the Miami baseball staff. He is responsible for clubhouse operations, managing the team's equipment, coordinating UM's travel plans and pre-game meals, supervising the team's student managers and all camp activities.

McDaniel, the team's Director of Baseball Operations & Camps, is in his second stint at Miami. In 2013, McDaniel was promoted to his current position after serving as Director of Baseball Operations since his return to the program in 2001.

Following the Hurricanes' second National Championship under head coach Jim Morris in 2001, Miami welcomed back a member from its first title under Morris in 1999. McDaniel, better known around the ballpark as "G.M.," returned during the 2001 offseason as the Hurricanes' Coordinator of Baseball Operations, a position he held from fall 1998 through spring 1999.


McDaniel is one of the key cogs in the Miami baseball machine.

A graduate of Miami's Christopher Columbus High School, G.M. left the Hurricanes following the 1999 National Championship to complete his studies. He earned his bachelor's of science degree in sports management from Florida International University in the summer of 2003.

G.M. boasts a long line of baseball tradition in his lineage as the nephew of former Miami All-American Jorge Maduro and grandson of Cuban baseball legend Bobby Maduro.

Along with the Hurricanes in 1999, he has worked in the clubhouses for the Tampa Bay Devil Rays Major League Organization and at Florida State as an undergraduate in 1997-98.

With Tampa Bay, G.M. also worked in the minor league clubhouse for the Class A Princeton (W.Va.) Devil Rays. Prior to the time spent in Tallahassee, G.M. served as an intern in 1996 with the Florida Marlins community relations department.



**H.R. POWELL**  
**STRENGTH & CONDITIONING COACH**  
MONTCLAIR STATE, 2013

H.R. Powell is in his ninth year at the University of Miami, including his fifth as an assistant strength & conditioning coach.

A Certified Strength and Conditioning Specialist (CSCS) and USA Weightlifting Level 1 Certified Coach, Powell joined the Hurricanes as an athletic trainer in October 2015. He served as the primary athletic trainer for the Miami baseball team, which made a College World Series appearance in 2016, from 2016-2019.

Powell graduated from Montclair State with a B.S. in athletic training in 2013. He later earned his master's degree in exercise science from Montclair State in 2016.

Before arriving in Coral Gables, Powell spent two seasons as the head athletic trainer for the six-time Atlantic League champion Somerset Patriots baseball team. In his final season with the team, the Patriots won the league championship.

Powell has also spent time working with the baseball programs at Ramapo College (N.J.) and Montclair State (N.J.).

A native of Branchburg, N.J., Powell and his wife, Sydney, have a son, Asher.

## BASEBALL SUPPORT STAFF



### JULIAN RIVERA

**ATHLETIC TRAINING /  
PHYSICAL THERAPIST**

ITHACA COLLEGE, 2013

Julian Rivera is entering his seventh year as an assistant athletic trainer and staff physical therapist in athletics working with the UM baseball team.

Rivera specializes with overhead athletes. He has conducted research in the field of injury prediction for the overhead athlete, in which he continues to advance the studies in this field. Rivera is co-program director for the University of Miami's first fellowship for the upper extremity athlete. He also assists as a core faculty within the UM Sports Physical Therapy Residency Program and faculty within the Master's Athletic Training Program at the University of Miami.

Rivera completed the UM Sports Physical Therapy Residency Program, which he graduated from in July 2018.

Rivera is a Doctor of Physical Therapy by the Federation of State Boards of Physical Therapy. Julian is a Sports Certified Specialist by the American Board of Physical Therapy Specialties (2019), licensed and certified Athletic Trainer (2013) by the Board of Certification for Athletic Trainers, a Certified Strength and Conditioning Specialist (2013) by the National Strength and Conditioning Association.

Originally from New York, Rivera earned his bachelor's degree in athletic training (2013) and his Doctorate of Physical Therapy (2015) from Ithaca College. Before arriving to The U, Rivera practiced in outpatient settings in Hyde Park, N.Y., and Tampa, Fla. He also worked with the Houston Astros Gulf Coast Baseball League in Kissimmee, Fla.

Rivera and his wife, Nina, have a daughter, Anya.



### ALEX BARNES

**STRENGTH & CONDITIONING  
ASSISTANT**

GEORGIA COLLEGE & STATE, 2021

Alex Barnes is in his first year with the Miami Hurricanes. Barnes serves as the assistant baseball strength and conditioning coach and the men's tennis strength and conditioning coach.


A Certified Strength and Conditioning Specialist (CSCS), USA Weightlifting Level 1 Certified Coach and Functional Range Conditioning Mobility Specialist (FRCms), Barnes graduated from Georgia College & State University with a degree in exercise science in 2021.

Before arriving in Coral Gables, Barnes spent time as a graduate assistant sports performance coach at GCSU in Milledgeville, Ga., while working on his masters in health and human performance. At GCSU, Barnes served as the baseball strength and conditioning coach during the 2022-23 season.

Originally from Atlanta, Barnes also spent time working with the baseball and football programs at Georgia Tech.



## BASEBALL SUPPORT STAFF



**BROCK MCMICHAEL**  
**SPORTS SCIENTIST**  
SOUTH CAROLINA, 2021

Brock McMichael returns to Miami, working as the sports scientist for baseball. Brock is currently completing his masters in kinesiology, with a concentration in sport & exercise science.

Prior to accepting this position with the Hurricanes, McMichael attended Western Illinois University as a sports performance graduate assistant.

While completing his graduate studies, McMichael was the head strength and conditioning coach for baseball, women's basketball and track & field, along with assisting with the football team.

In 2022, the Forsyth County, Ga., native interned with the University of Miami strength & conditioning football staff.

McMichael graduated from the University of South Carolina with a degree in sport & entertainment management in 2021.

He is certified through the National Strength & Conditioning Association as a Certified Strength & Conditioning Specialist (CSCS).



**PETER AMALBERT**  
**BASEBALL ANALYTICS**  
UCF, 2019

Peter Amalbert is in his first year with the Miami Hurricanes, as a quality control analyst.

Amalbert manages the program's data analytics efforts, utilizing multiple platforms and technologies to maximize the team's performance and player development.

Prior to arriving at The U, he worked with the Pittsburgh Pirates, Boston Red Sox and New York Mets organizations in player development.

A native of Puerto Rico, Amalbert is a member of Criollos de Caguas in the Liga de Béisbol Profesional Roberto Clemente. During his second season, Caguas won the league championship and represented Puerto Rico in the Caribbean Series in Miami. Amalbert assists Criollos with advanced scouting, compiling data on players around the league.

While earning his bachelor's degree from UCF, he started the Knights' baseball video and analytics department.

## BASEBALL SUPPORT STAFF



**JACK OLSZEWSKI**  
**BASEBALL ANALYTICS**  
VERMONT, 2021

Jack Olszewski is in his first year with the Miami Hurricanes, as a quality control analyst.

Olszewski is responsible for building systems and processes to collect and analyze data on the Hurricanes, their opponents and prospective student-athletes.

He previously worked for MLB in its data quality department, where he helped usher in the innovative Hawk-Eye bat tracking system.

Olszewski also served as director of analytics for the Upper Valley Nighthawks of the New England Collegiate Baseball League, supported Dartmouth graduate public health students as a statistical teaching assistant and worked as a baseball video scout for Sports Info Solutions.

His research was selected to be presented at the 2023 Sabermetrics, Scouting and the Science of Baseball conference in Chicago.

A Vermont native, Olszewski graduated from the University of Vermont with a B.S. in data science.



**LILIANA MACIAS**  
**ADMINISTRATIVE ASSISTANT**  
FIU, 1993

Liliana Macias serves as the administrative assistant for the baseball program, a role she began in Feb. 2013. She provides administrative support to the head coach, as well as the assistant coaches and director of operations.

In her daily duties, she oversees all office communications and administrative tasks for the department, as well as working with baseball camps.

She has two daughters, Madison and Brooke, and a yorkie named Bella.



Numerical Roster .....	24
Alphabetical Roster .....	25
Student-Athlete Profiles .....	26-37

# NUMERICAL ROSTER

No.	Name	Pos.	B/T	Ht.	Wt.	Yr.	Cl.	Hometown / Previous School
0	Dorian Gonzalez Jr.	INF	L/R	5-9	189	3	Jr.	Miami, Fla. / Belen Jesuit
2	JD Urso	INF	R/R	6-1	178	5	Gr.	Tampa, Fla. / Plant // Tampa
4	Blake Cyr	INF	R/R	5-11	188	2	So.	Windermere, Fla. / Windermere
6	Drew Dwyer	RHP	R/R	6-0	180	7	Gr.	Fort Myers, Fla. / Bishop Verot // Indian River // FAU // Lynn
7	Jack Scanlon	C	L/R	6-4	217	5	Sr.	Sloatsburg, NY. / Suffern // Oregon
8	Lucas Costello	OF	R/R	6-2	200	4	Sr.	Miami, Fla. / Westminster Christian // Wake Forest
9	Herick Hernandez	LHP	L/L	5-10	205	3	Jr.	Hialeah, Fla. / Hialeah Senior / Miami Dade
10	Brian Walters	RHP	R/R	6-3	194	3	R-So.	Palm Bay, Fla. / Bayside // Eastern Florida State
13	Antonio Jimenez	INF	R/R	6-1	205	1	Fr.	Davie, Fla. / Archbishop McCarthy
14	Daniel Cuvet	INF	R/R	6-3	237	1	Fr.	Fort Lauderdale, Fla. / Elite Squad Baseball Academy
16	Luca Reyes	OF	L/L	6-1	200	1	Fr.	Teaneck, N.J. / Bergen Catholic
18	Chris Diaz	RHP	R/R	6-0	188	1	Fr.	Hialeah, Fla. / Miami Christian
19	Jake Kulikowski	OF	L/L	5-11	202	1	Fr.	Trinity, Fla. / Tampa Jesuit
21	Julian Hernandez	RHP	R/R	6-2	238	2	So.	Miami, Fla. / Westminster Christian // Miami Dade
22	Rafe Schlesinger	LHP	L/L	6-3	200	3	Jr.	Holbrook, N.Y. / Sachem East
27	Slaide Naturman	RHP	R/R	6-2	192	3	Jr.	Roswell, Ga. / The Weber School // Kennesaw State // Gulf Coast State
28	Jordan Vargas	RHP	R/R	6-5	191	1	Fr.	Hialeah, Fla. / Miami Springs
30	JT Caruso	LHP	L/L	6-2	185	1	Fr.	Mount Sinai, N.Y. / Mount Sinai
31	Gage Ziehl	RHP	R/R	6-0	223	3	Jr.	Macedon, N.Y. / Penfield
34	AJ Goytia	C	R/R	5-10	185	1	Fr.	Wesley Chapel, Fla. / Montverde Academy
35	Alex Stanyek	RHP	R/R	5-11	187	1	Fr.	Holmdel, N.J. / Red Bank Catholic
36	Nick Robert	RHP	R/R	6-6	231	1	Fr.	Stuart, Fla. / Martin County
37	Jason Torres	INF	R/R	6-1	228	2	So.	Hialeah, Fla. / Miami Springs
38	Eric Fernandez	INF	L/R	6-2	209	1	Fr.	Miami, Fla. / Riviera Preparatory
39	Jacoby Long	OF	R/R	6-1	200	4	Sr.	Palm Beach Gardens, Fla. / Dwyer
40	Myles Caba	LHP	L/L	6-1	205	5	R-So.	Valrico, Fla. / Bloomingdale // South Florida State College
44	Ben Chestnutt	RHP	R/R	6-1	205	5	Sr.	Debary, Fla. / TNXL Academy // College of Central Florida
45	Edgardo Villegas	OF	L/L	5-8	188	3	Jr.	Vega Alta, Puerto Rico / Doral Academy
46	Brandon Olivera	RHP	R/R	6-0	193	1	Fr.	Hialeah, Fla. / Miami Springs
48	Ashton Crowther	LHP	L/L	6-3	220	2	R-Fr.	Trinity, Fla. / J.W. Mitchell
51	Renzo Gonzalez	LHP/UTL	L/L	5-11	203	3	Jr.	Miami, Fla. / Doral Academy
53	Chris Scinta	LHP	L/L	5-11	207	2	So.	Tamarac, Fla. / JP Taravella
55	Gaby Gutierrez	OF	R/R	5-10	215	3	Jr.	Miami, Fla. / Doral Academy
61	Carlos Perez	C	R/R	6-1	203	4	Sr.	Miami, Fla. / Florida Christian
99	Lorenzo Carrier	OF	R/R	6-5	228	3	R-So.	Bear, Del. / Appoquinimink

STUDENT-ATHLETES

## COACHING STAFF

- Head Coach:** 33 J.D. Arteaga (First season, 22nd season at Miami, Miami '97)
- Assistant Coach:** 17 Laz Gutierrez (First season, Miami '98)
- Assistant Coach:** 24 Darren Fenster (First season, Rutgers '00)
- Assistant Coach / Recruiting Coordinator:** 32 Jonathan Anderson (Fifth season, Duke '07)

## SUPPORT STAFF

- Director of Program Development:** Rob Cooper (First season, third season at Miami, Miami '94)
- Director of Player Development:** Brandon Brewer (Third season, West Florida '11)
- Director of Baseball Operations:** Robert "G.M." McDaniel (24th season, FIU '03)
- Strength and Conditioning Coach:** H.R. Powell (Ninth season, Montclair State '13)
- Athletic Trainer/Physical Therapist:** Julian Rivera (Seventh season, Ithaca College '13)
- Strength and Conditioning Assistant:** Alex Barnes (First season, Georgia College & State '21)
- Sports Scientist:** Brock McMichael (First season, South Carolina '21)
- Baseball Analytics:** Peter Amalbert (First season, UCF '19)
- Baseball Analytics:** Jack Olszewski (First season, Vermont '21)
- Administrative Assistant:** Liliana Macias (12th season, FIU '93)
- Athletic Communications:** Josh White (Third season, Miami '20)

# ALPHABETICAL ROSTER

No.	Name	Pos.	B/T	Ht.	Wt.	Yr.	Cl.	Hometown / Previous School
40	Myles Caba	LHP	L/L	6-1	205	5	R-So.	Valrico, Fla. / Bloomingdale // South Florida State College
99	Lorenzo Carrier	OF	R/R	6-5	228	3	R-So.	Bear, Del. / Appoquinimink
30	JT Caruso	LHP	L/L	6-2	185	1	Fr.	Mount Sinai, N.Y. / Mount Sinai
44	Ben Chestnutt	RHP	R/R	6-1	205	5	Sr.	Debary, Fla. / TNXL Academy // College of Central Florida
8	Lucas Costello	OF	R/R	6-2	200	4	Sr.	Miami, Fla. / Westminster Christian // Wake Forest
48	Ashton Crowther	LHP	L/L	6-3	220	2	R-Fr.	Trinity, Fla. / J.W. Mitchell
14	Daniel Cuvet	INF	R/R	6-3	237	1	Fr.	Fort Lauderdale, Fla. / Elite Squad Baseball Academy
4	Blake Cyr	INF	R/R	5-11	188	2	So.	Windermere, Fla. / Windermere
18	Chris Diaz	RHP	R/R	6-0	188	1	Fr.	Hialeah, Fla. / Miami Christian
6	Drew Dwyer	RHP	R/R	6-0	180	7	Gr.	Fort Myers, Fla. / Bishop Verot // Indian River // FAU // Lynn
38	Eric Fernandez	INF	L/R	6-2	209	1	Fr.	Miami, Fla. / Riviera Preparatory
51	Renzo Gonzalez	LHP/UTL	L/L	5-11	203	3	Jr.	Miami, Fla. / Doral Academy
0	Dorian Gonzalez Jr.	INF	L/R	5-9	189	3	Jr.	Miami, Fla. / Belen Jesuit
34	AJ Goytia	C	R/R	5-10	185	1	Fr.	Wesley Chapel, Fla. / Montverde Academy
55	Gaby Gutierrez	OF	R/R	5-10	215	3	Jr.	Miami, Fla. / Doral Academy
9	Herick Hernandez	LHP	L/L	5-10	205	3	Jr.	Hialeah, Fla. / Hialeah Senior / Miami Dade
21	Julian Hernandez	RHP	R/R	6-2	238	2	So.	Miami, Fla. / Westminster Christian // Miami Dade
13	Antonio Jimenez	INF	R/R	6-1	205	1	Fr.	Davie, Fla. / Archbishop McCarthy
19	Jake Kulikowski	OF	L/L	5-11	202	1	Fr.	Trinity, Fla. / Tampa Jesuit
39	Jacoby Long	OF	R/R	6-1	200	4	Sr.	Palm Beach Gardens, Fla. / Dwyer
27	Slaide Naturman	RHP	R/R	6-2	192	3	Jr.	Roswell, Ga. / The Weber School // Kennesaw State // Gulf Coast State
46	Brandon Olivera	RHP	R/R	6-0	193	1	Fr.	Hialeah, Fla. / Miami Springs
61	Carlos Perez	C	R/R	6-1	203	4	Sr.	Miami, Fla. / Florida Christian
16	Luca Reyes	OF	L/L	6-1	200	1	Fr.	Teaneck, N.J. / Bergen Catholic
36	Nick Robert	RHP	R/R	6-6	231	1	Fr.	Stuart, Fla. / Martin County
7	Jack Scanlon	C	L/R	6-4	217	5	Sr.	Sloatsburg, NY. / Suffern // Oregon
22	Rafe Schlesinger	LHP	L/L	6-3	200	3	Jr.	Holbrook, N.Y. / Sachem East
53	Chris Scinta	LHP	L/L	5-11	207	2	So.	Tamarac, Fla. / JP Taravella
35	Alex Stanyek	RHP	R/R	5-11	187	1	Fr.	Holmdel, N.J. / Red Bank Catholic
37	Jason Torres	INF	R/R	6-1	228	2	So.	Hialeah, Fla. / Miami Springs
2	JD Urso	INF	R/R	6-1	178	5	Gr.	Tampa, Fla. / Plant // Tampa
28	Jordan Vargas	RHP	R/R	6-5	191	1	Fr.	Hialeah, Fla. / Miami Springs
45	Edgardo Villegas	OF	L/L	5-8	188	3	Jr.	Vega Alta, Puerto Rico / Doral Academy
10	Brian Walters	RHP	R/R	6-3	194	3	R-So.	Palm Bay, Fla. / Bayside // Eastern Florida State
31	Gage Ziehl	RHP	R/R	6-0	223	3	Jr.	Macedon, N.Y. / Penfield

## PRONUNCIATION GUIDE

### PLAYERS

**4 Blake Cyr** - Sear

**9 Herick Hernandez** - Erick with an H

**14 Daniel Cuvet** - Koo-VEY

**22 Rafe Schlesinger** - Rhymes with Safe SLESS-injure

**27 Slaide Naturman** - NAT-er-men

**31 Gage Ziehl** - Rhymes with Rage Teal

**34 AJ Goytia** - Goy-TEE-uh

**35 Alex Stanyek** - STAN-eck

**45 Edgardo Villegas** - ed-GAHR-do Vee-YEH-gaus

**48 Ashton Crowther** - KROW-thur

**53 Chris Scinta** - SIN-tuh

**61 Carlos Perez** - PEHR-ess

### COACHES

**33 J.D. Arteaga** - are-tay-AH-guh





## 40 MYLES CABA

LHP • 6-1 • 205 • R-So. • L/L  
Valrico, Fla.  
(South Florida State / Bloomingdale)

The asterisk next to 2020-2022 season bios indicate the NJCAAs decision to grant an extra year of eligibility for student-athletes in light of the COVID-19 pandemic; the student-athlete's year of eligibility did not "advance" from 2020 to 2021 and 2021 to 2022 due to this NJCAA ruling.

### Career Honors:

- First Team All-Suncoast Conference (2021)

### 2023 (Redshirt Freshman):

- Did not compete due to injury
- Redshirted to retain eligibility

### 2022 (\*\*Freshman - South Florida State):

- Pitched in six games, making five starts before season-ending elbow surgery

- Posted 1-1 record and 1.89 ERA over 19 innings
- Tallied 17 strikeouts compared to three walks
- Tossed three scoreless frames in season debut against Lake-Sumter State (1/29)
- Struck out season-high five across season-long six innings at Daytona State (2/19)

### 2021 (\*Freshman - South Florida State):

- Appeared in 18 contests, earning 11 starts
- Went 4-5 with 2.89 ERA in 71.2 innings
- Registered 85 strikeouts and held opponents to .234 batting average
- Did not allow earned run in first 11.2 innings
- Totaled career-best 12 strikeouts across seven frames vs. Hillsborough (3/22)
- Twirled complete game shutout, striking out nine against Polk State (4/23)

### 2020 (Freshman - South Florida State):

- Pitched in 11 games and made two starts in shortened 2020 college baseball season
- Went 2-2 with 4.96 ERA and 15 strikeouts over 16.1 innings
- Notched first career save with scoreless frame vs. Santa Fe (2/15)
- Surrendered one unearned run across three innings in first career start against Lincoln Land (3/8)
- Tossed five shutout frames in final appearance of campaign vs. Erie (3/12)

### High School:

- Four-year letterman at Bloomingdale
- Mounted 12-6 ledger and 1.87 ERA in final two seasons

### Personal:

- Parents are Juan Caba and Wendy Ureña
- Has one sister and one brother, Darian Reyes and Dylan Caba
- Intends to major in health science



## 99 LORENZO CARRIER

OF • 6-5 • 228 • R-So. • R/R  
Bear, Del.  
(Appoquinimink)

### 2023 (Redshirt Freshman):

- Played in 32 contests and made 19 starts
- Notched .253 average with four doubles, four homers, 20 RBI and 14 runs scored
- Mounted .326 on-base percentage and .520 slugging percentage
- Posted three multi-hit efforts and five multi-RBI performances
- Socked solo shot in first start of season at North Carolina (4/13)
- Homered for second straight game and plated season-best four RBI vs. Bethune-Cookman (4/18)
- Finished double shy of cycle, mounting three runs scored and three RBI against Presbyterian (5/5)

### 2022 (Freshman):

- Appeared in 15 games, making 13 starts before having season-ending surgery
- Redshirted to preserve eligibility
- Batted .250 (9-for-36) with two home runs and nine RBI
- Posted .413 on-base percentage and .528 slugging percentage
- Tallied two multi-RBI performances and four multi-hit games
- Recorded season-long eight-game on-base streak to begin collegiate career
- Hit .500 (7-for-14) with two homers and nine RBI in season-opening sweep over Towson (2/18-2/20)
- Picked up first career knock with RBI triple in opener (2/18)
- Registered four hits, including two-run homer in Saturday's doubleheader (2/19)
- Blasted grand slam and plated season-high five runs in series finale against Towson (2/20)
- Totaled pair of hits in first career ACC game vs. Boston College (3/12)

### High School:

- Two-time Delaware Gatorade Player of the Year
- Notched .535 average with four home runs, 40 RBI and 26 stolen bases as senior
- Led Appoquinimink to state title in 2019

### Personal:

- Son of Jeffrey and Norma Carrier
- Has older sister, Kiara, and younger brother, Reynaldo
- Both parents played basketball at Suffolk County Community College
- Sister played softball at Evangel University
- Intends to major in exercise physiology

## CARRIER CAREER STATISTICS

### OFFENSE

YEAR	AVG	OP-GS	AB	R	H	2B	3B	HR	RBI	BB	SO	SB-A
2022	.250	15-13	36	10	9	2	1	2	9	9	12	0-0
2023	.253	32-19	75	14	19	4	2	4	20	9	25	0-0
Career	.252	47-32	111	24	28	6	3	6	29	18	37	0-0



## 30 JT CARUSO

LHP • 6-2 • 185 • Fr. • L/L  
Mount Sinai, N.Y.  
(Mount Sinai)

### High School:

- Five-year letterman at Mount Sinai
- Served as captain in final two seasons
- Three-time All-County honoree
- Selected as team MVP twice
- Totaled 1.25 ERA and 42 strikeouts over 30 innings
- Helped lead Mount Sinai to Long Island championship in 2021

### Personal:

- Son of Kristen and Thomas Caruso
- Has two younger siblings, Sophia and Jaxon
- Mother, Kristen, played basketball at Delaware
- Intends to major in business



## 44 BEN CHESTNUTT

RHP • 6-1 • 205 • Sr. • R/R  
Debarry, Fla.  
(College of Central Florida / TNXL Academy)

The asterisk next to 2020 and 2021 season bios indicate the NJCAA's decision to grant an extra year of eligibility for student-athletes in light of the COVID-19 pandemic; the student-athlete's year of eligibility did not "advance" from 2020 to 2021 due to this NJCAA ruling.

### Career Honors:

- All-ACC Academic Team (2023)
- FCSAA Pitcher of the Year (2022)
- NJCAA All-America (2022)

### 2023 (Junior):

- Pitched in 25 games, making five starts in debut campaign for Hurricanes
- Posted 7-0 mark with 5.71 ERA and 53 strikeouts over 63 innings
- Struck out season-high seven batters across five frames to earn first Division I win against Indiana State (2/22)
- Punched out five in 2.2 innings out of bullpen vs. Jacksonville
- Tossed 1.1 scoreless frames in ACC debut to record win against NC State (3/10)
- Logged win after pitching 3.1 innings in relief at North Carolina (4/15)
- Tossed season-long 5.1 frames in win vs. Bethune-Cookman (4/18)
- Retired all three hitters faced in NCAA Tournament debut against Maine (6/2)

### 2022 (Sophomore - College of Central Florida):

- Appeared in 18 games and made 16 starts
- Finished season with 11-0 record and 3.90 ERA
- Struck out 106 batters over 83 innings
- Totaled five complete games
- Tossed five-inning no-hitter and struck out eight at Lake-Sumter State (3/18)
- Punched out 10 batters over six scoreless frames vs. St. Johns River State (3/25)
- Pitched seven shutout innings against Santa Fe (4/3)
- Registered season-best 14 strikeouts across seven innings vs. Daytona State (4/9)
- Twirled six scoreless frames with 11 punchouts against Lake-Sumter State (4/16)

### 2021 (\*Freshman - College of Central Florida):

- Pitched in 19 games out of bullpen
- Registered 3-0 mark with 2.65 ERA and two saves
- Recorded 38 strikeouts over 37.1 innings
- Tallied season-best five strikeouts across co-season-long four scoreless innings, earning save at Hillsborough (1/25)
- Matched season-high four hitless innings to collect first win of campaign vs. Lake-Sumter (2/6)
- Struck out four batters in two scoreless frames against Lake-Sumter (3/15)
- Closed out 6-3 win with shutout inning at Seminole State (4/17)

### 2020 (Freshman - College of Central Florida):

- Appeared in seven games and made one start in shortened 2020 college baseball season
- Went 0-1 with 1.93 ERA and 20 strikeouts over 14 innings
- Registered five punchouts in two frames at Tampa (2/3)
- Notched five strikeouts across four scoreless in first career start at Webber (2/6)

### High School:

- Played at TNXL Academy for one season after earning three varsity letters at The Master's Academy

### Personal:

- Son of Jerry and Cheryl Chestnutt
- Has one younger brother, Brady
- Intends to major in criminology

## CHESTNUTT CAREER STATISTICS

### PITCHING

YEAR	ERA	W-L	APP/GS	CG	SHO	SV	IP	H	R	ER	BB	SO	B/AVG
2023	5.71	7-0	25/5	0	0/1	0	63.0	71	42	40	32	53	.277
Career	5.71	7-0	25/5	0	0/1	0	63.0	71	42	40	32	53	.277



## 8 LUCAS COSTELLO

OF • 6-2 • 200 • Sr. • R/R  
Miami, Fla.  
(Wake Forest / Westminster Christian)

### Career Honors:

- All-ACC Academic Team (2023)

### 2023 (Junior - Wake Forest):

- Appeared in 48 games and made 35 starts
- Finished campaign with .288 average, 43 runs, nine doubles, four homers and 24 RBI
- Notched .410 on-base percentage and .452 slugging percentage
- Recorded eight multi-RBI performances and 15 multi-hit games
- Plated co-season-high three runs at Clemson (3/31)
- Scored season-high four runs and tallied co-season-best three RBI at Pitt (4/22)

### 2022 (Sophomore - Wake Forest):

- Played in 20 games, earning 15 starts
- Missed majority of season due to injury
- Batted .276 (16-for-58) with 18 runs scored, one double, four home runs and 15 RBI
- Registered .447 on-base percentage and .500 slugging percentage
- Recorded three multi-RBI games and four multi-hit efforts
- Totaled .500 average in postseason play, finishing campaign on four-game hitting streak
- Matched career-high four RBI against UNC Greensboro (2/22) and NJIT (2/25)
- Helped Wake Forest tie ACC Championship record in home runs with solo shot against Miami (5/27)

**2021 (Freshman - Wake Forest):**

- Appeared in 46 games and made 41 starts in outfield
- Hit .279 with 30 runs scored, eight doubles, five homers and 31 RBI
- Paced Demon Deacons with six stolen bases
- Totaled seven multi-RBI performances and 14 multi-hit games
- Tallied career-long 14-game hitting streak from 3/23 - 4/16
- Notched first career hit against Northeastern (2/21)
- Posted first home run of career in leadoff fashion at Elon (3/23)
- Registered career-best three hits in back-to-back games against Appalachian State (4/13) and Duke (4/16)

**High School:**

- Earned four varsity letters at Westminster Christian
- Two-time all-district selection
- Batted .323 with five RBI and five stolen bases in shortened senior season
- Totaled .366 batting average with four home runs and 22 RBI as junior

**Personal:**

- Son of Dominick and Montse Costello
- Has older sister, Alex
- Intends to major in communications



**48**

**ASHTON CROWTHER**

LHP • 6-3 • 220 • R-Fr. • L/L

Trinity, Fla.  
(J.W. Mitchell)

**2023 (Freshman):**

- Did not compete due to injury
- Redshirted to retain eligibility

**High School:**

- Four-year letterman at J.W. Mitchell High School
- Four-time All-Conference first team pick
- Notched 1.41 ERA and 176 strikeouts in 133.2 innings over high school career
- As junior, recorded 1.43 ERA and 70 strikeouts

**Personal:**

- Parents are Dominique and John Crowther
- Has younger brother, Kaiden
- Father played four years in Toronto Blue Jays organization
- Intends to major in business



**14**

**DANIEL CUVET**

INF • 6-3 • 237 • Fr. • R/R

Fort Lauderdale, Fla.  
Elite Squad Baseball Academy

**High School:**

- Played at Elite Squad Baseball Academy after two seasons at St. Thomas Aquinas
- Selected in 17th round of 2023 Major League Baseball First-Year Player Draft by Pittsburgh Pirates
- Perfect Game All-American Classic Home Run Derby finalist
- Totaled .380 average with 12 home runs as senior

**Personal:**

- Parents are Patrick Cuvet and Jessica Arrieta
- Has two siblings, Mikel and Sophie
- Intends to major in criminology



**4**

**BLAKE CYR**

INF • 5-11 • 188 • So. • R/R

Windermere, Fla.  
(Windermere)

**Career Honors:**

- Consensus Freshman All-America (2023)
- All-ACC Third Team (2023)
- All-ACC Freshman Team (2023)

**2023 (Freshman):**

- Appeared in 60 games and made 59 starts
- Batted .305 with 50 runs scored, 12 doubles, 17 homers and 63 RBI
- Posted 18 multi-hit performances and 19 multi-RBI efforts
- Registered .427 on-base percentage and .620 slugging percentage
- Finished second on team in home runs, RBI, slugging percentage and OPS
- One of four Miami freshmen to hit at least 17 homers, joining Ryan Braun, Pat Burrell and Phil Lane
- Recorded first career hit vs. Penn State (2/19)
- Tallied first career home run against Stetson (2/21)
- Totaled pair of round-trippers and five RBI vs. Indiana St. (2/22)
- Notched three-hit game against Dartmouth (2/26)
- Belted two homers and plated seven runs against Florida (3/4), finishing one RBI shy of Hurricanes' freshman single-game record set by Randy Guerra in 1976
- Matched season-high three hits vs. FIU (5/10)

**High School:**

- Three-year letterman at Windermere High School
- Garnered 2022 All-Metro honors
- Batted .375 and drove in 21 runs as senior
- Led Wolverines to Class 7A District 5 championship and Metro West title in final campaign

**Personal:**

- Parents are Steve and Tiffani Cyr
- Has one brother, Brendan
- Brother plays football at Navarro after attending USF from 2020-2022
- Intends to major in business

**CYR CAREER STATISTICS**

**OFFENSE**

YEAR	AVG	GP-GS	AB	R	H	2B	3B	HR	RBI	BB	SO	SB-A
2023	.305	60-59	200	50	61	12	0	17	63	37	70	0-2
Career	.305	60-59	200	50	61	12	0	17	63	37	70	0-2



## 18 CHRIS DIAZ

RHP • 6-0 • 188 • Fr. • R/R  
Hialeah, Fla.  
(Miami Christian)

### High School:

- Four-year letterman at Miami Christian
- Served as captain in final two seasons
- Earned all-district recognition three times
- Went 7-5 with 2.63 ERA and 90 strikeouts over 69.1 innings in high school career
- Helped lead Miami Christian to state championship in 2022

### Personal:

- Parents are Lisette Rosello and Antonio Diaz
- Has two siblings, Antonio and Cynthia
- Intends to major in business



## 6 DREW DWYER

RHP • 6-0 • 180 • Gr. • R/R  
Fort Myers, Fla.  
(Lynn / FAU / Indian River / Bishop Verot)

### Career Honors:

- NCBWA South Region First Team (2023)
- ABCA/Rawlings All-South Region Second Team (2023)
- D2CCA All-South Region Second Team (2023)
- First Team All-SSC (2023)
- Two-time SSC Pitcher of the Week (2023)

### 2023 (Redshirt Senior - Lynn):

- Appeared in 13 games and made 12 starts
- Posted 4-4 mark with 2.59 ERA over 80 innings
- Notched 94 strikeouts, while issuing 23 walks
- Finished career as Lynn's all-time leader in K/9 (11.1)
- Ranked second in SSC in ERA, strikeouts and opponent batting average (.192)
- Registered quality start (6+ IP, 3 ER or fewer) in 10 of 12 starts
- Fanned 10 batters over six frames vs. Georgia Southwestern (2/4)
- Tallied career-high 12 strikeouts over six no-hit innings against Southern Connecticut State (2/17)
- Pitched seven shutout frames with eight strikeouts vs. Molloy (3/10) and Palm Beach Atlantic (3/25)
- Recorded 11 strikeouts across seven innings at Embry-Riddle (4/1)
- Totaled 10 punchout over six no-hit frames against Nova Southeastern (4/23)
- Pitched season-long eight innings vs. Eckerd (5/12)

### 2022 (Redshirt Junior - Lynn):

- Made 15 appearances, including one start
- Went 2-1 with 3.95 ERA and two saves over 43.1 innings
- Recorded 58 strikeouts, while walking 20 batters
- Tossed season-long five innings against Washburn (2/7)
- Posted co-season-high six strikeouts across four frames in first career win vs. Valdosta St. (2/13)
- Notched first career save at Nova Southeastern (3/27)
- Matched season-high six punchouts at Eckerd College (4/22)

### 2021 (Redshirt Sophomore - Florida Atlantic):

- Did not compete due to injury
- Redshirted to retain eligibility

### 2019 (Redshirt Freshman - Indian River):

- Did not compete due to injury
- Redshirted to retain eligibility

### 2018 (Freshman - Indian River):

- Made one appearance before having season-ending surgery
- Redshirted to retain eligibility

### High School:

- Three-year letterman at Bishop Verot
- Recorded 12 strikeouts over 10.1 innings as senior

### Personal:

- Son of John and Lisa Dwyer
- Has older sister, Hailey
- Earned bachelor's degree in entrepreneurship at Lynn



## 38 ERIC FERNANDEZ

INF • 6-2 • 209 • Fr. • L/R  
Miami, Fla.  
(Riviera Preparatory)

### High School:

- Five-year letterman at Riviera Prep
- Served as captain from 2020-23
- Four-time *Miami Herald* All-Dade First Team selection
- Three-time 2A-16 Player of the Year honoree
- Totaled .542 average with 34 doubles, 20 home runs and 158 RBI in high school career
- Helped lead Riviera Prep to South Florida conference championship in 2021

### Personal:

- Parents are Doris and Emilio Fernandez
- Has younger sister, Giselle
- Father, Emilio, played baseball at Miami Dade and St. Thomas University
- Intends to major in sport administration



## 51 RENZO GONZALEZ

LHP/UTL • 5-11 • 203 • Jr. • L/L  
Miami, Fla.  
(Doral Academy)

### 2023 (Sophomore):

- Played in 41 contests and made 16 starts
- Tallied .322 average with nine runs scored, two doubles, two homers and 11 RBI
- Registered .385 on-base percentage and .414 slugging percentage
- Mounted four multi-hit performances
- Collected pair of hits, including homer in win at Florida (3/4)
- Notched two knocks and plated run vs. NC State (3/10)
- Recorded season-best three hits and three RBI against Duke (5/19)

### 2022 (Freshman):

- Appeared in 34 contests, earning 11 starts
- Hit .241 (14-for-58) with 12 runs scored, two doubles, one triple, two home runs and seven RBI
- Posted .353 on-base percentage and .414 slugging percentage
- Batted .300 (9-for-30) in ACC play
- Totaled two multi-hit games and one multi-RBI effort
- Picked up first career hit, double, against Towson (2/20)

- Produced first career ACC knock and scored twice in 11-4 win at Clemson (3/18)
- Recorded co-season-high three hits, including walk-off single in 14th inning vs. North Carolina (3/27)
- Launched first career home run against Pitt (4/23)
- Finished double shy of cycle and notched career-high four RBI vs. North Dakota State (5/7)

**High School:**

- Played at Doral Academy as senior after three seasons at Alonzo High School

- Served as captain in final three years
- Earned 2021 Miami-Dade 5A-7A Player of the Year honors
- Hit .425 with nine home runs and 25 RBI with Firebirds
- Helped lead Doral Academy to district championship

**Personal:**

- Parents are Javier Gonzalez and Alexandra Vallejo
- Cousin, Gabriel Rosado, played baseball at William Carey University
- Intends to major in sport administration

**GONZALEZ CAREER STATISTICS****OFFENSE**

YEAR	AVG	GP-GS	AB	R	H	2B	3B	HR	RBI	BB	SO	SB-A
2022	.241	34-11	58	12	14	2	1	2	7	8	20	1-2
2023	.322	41-16	87	9	28	2	0	2	11	8	25	0-0
Career	.290	75-27	145	21	42	4	1	4	18	16	45	1-2

**O****DORIAN GONZALEZ JR****INF • 5-9 • 192 • Jr. • L/R****Miami, Fla.**  
**(Belen Jesuit)****Career Honors:**

- All-ACC Academic Team (2023)

**2023 (Sophomore):**

- Appeared in 53 contests, earning 19 starts
- Batted .191 (17-for-88) with 17 runs scored, three doubles, three home runs and 15 RBI
- Tallied .305 on-base percentage and .330 slugging percentage
- Totaled two multi-hit efforts and four multi-RBI performances
- Launched three-run homer against Dartmouth (2/25)
- Homered for second straight contest and matched career-high three RBI in multi-hit game vs. Dartmouth
- Registered two extra-base hits, including third blast of campaign, and drove in two runs against Virginia Tech (3/18)

**2022 (Freshman):**

- Played in 44 games and made 43 starts at second base
- Missed one month due to lower-body injury
- Hit .263 with 32 runs scored, seven doubles, two homers and 21 RBI
- Finished with five multi-RBI games and 10 multi-hit performances
- Totaled .345 average across first 15 contests
- One of two freshmen to earn start on Opening Day against Towson (2/18)
- Recorded first collegiate hit – solo home run – as part of 2-for-4 and season-best three-RBI effort vs. Towson (2/19)
- Registered first career three-hit performance vs. Harvard (2/25)
- Started season-long eight-game hitting streak and 15-game on-base streak, reaching safely four times against Harvard (2/27)
- Returned after missing one month, coming off bench against North Dakota State (5/6)

**High School:**

- Four-year letterman at Belen Jesuit Prep
  - Served as captain in 2020-21
  - Earned all-district recognition each year
  - Batted over .300 in all four seasons, including career-best .364 as senior
  - Paced district with five home runs in 2021
  - Selected as team MVP following senior season
  - Helped lead Belen Jesuit to regional championship
- Personal:**
- Parents are Dorian and Nora Gonzalez
  - Father, Dorian, played baseball at Miami from 1994-96, reaching College World Series in all three seasons
  - Intends to major in sport business

**GONZALEZ JR CAREER STATISTICS****OFFENSE**

YEAR	AVG	GP-GS	AB	R	H	2B	3B	HR	RBI	BB	SO	SB-A
2022	.263	44-43	156	32	41	7	0	2	21	21	33	1-4
2023	.193	53-19	88	17	17	3	0	3	15	13	27	0-0
Career	.238	97-62	244	49	58	10	0	5	36	34	60	1-4

**34****AJ GOYTIA****C • 5-10 • 185 • Fr. • R/R**  
**Wesley Chapel, Fla.**  
**(Montverde Academy)****High School:**

- Played at Montverde Academy after two seasons at West Orange
- Served as captain in final campaign
- Batted .327 with three home runs and 15 RBI as senior
- Helped Montverde to district title in 2023

**Personal:**

- Parents are Victor Goytia and Virgin Torres
- Has two older siblings, Franksheska and Victor
- Father, Victor, played baseball in Pittsburgh Pirates organization
- Has not declared a major

**55****GABY GUTIERREZ****OF • 5-10 • 215 • Jr. • R/R**  
**Miami, Fla.**  
**(Doral Academy)****2023 (Sophomore):**

- Played in 25 games and earned five starts
- Posted .250 (10-for-40) average with five runs, one double, one homer and four RBI
- Recorded .302 on-base percentage and .350 slugging percentage
- Socked solo shot against Virginia Tech (3/18)
- Delivered game-winning knock at Louisville (4/29)
- Notched season-high two hits vs. Presbyterian (5/5)

**2022 (Freshman):**

- Appeared in 47 contests, making 21 starts
- Batted .247 (21-for-85) with 18 runs scored, three doubles, four home runs and 15 RBI
- Registered three multi-RBI games and five multi-hit efforts
- Totaled .283 (13-for-46) average with four homers and .965 OPS in ACC play



- Picked up first career hit against Boston College (3/12)
- Tallied first career multi-hit effort, highlighted by game-tying single in ninth vs. North Carolina (3/27)
- Blasted first career homer in 6-2 win over Virginia (4/8)
- Mounted pair of hits and RBI vs. North Dakota State (5/6)
- Launched two homers and plated season-high five runs against Notre Dame (5/19)
- Blasted two-run shot and scored season-best three times in regular season finale vs. Notre Dame (5/21)

**High School:**

- Six-year letterman at Doral Academy
- Served as captain from 2018-20
- Two-time District Hitter of the Year
- Finished high school career with .353 average, 30 home runs and 108 RBI
- Batted .409 with eight home runs and 28 RBI in final campaign
- Helped lead Firebirds to six district championships, three regional titles and one state runner-up finish in 2019

**Personal:**

- Parents are Luis Gutierrez and Liany Calderon Gutierrez
- Intends to major in sport administration

**GUTIERREZ CAREER STATISTICS**

**OFFENSE**

YEAR	AVG	GP-GS	AB	R	H	2B	3B	HR	RBI	BB	SO	SB-A
2022	.247	47-21	85	18	21	3	0	4	15	18	30	0-0
2023	.250	25-5	40	5	10	1	0	1	4	2	10	0-0
<b>Career</b>	<b>.248</b>	<b>72-26</b>	<b>125</b>	<b>23</b>	<b>31</b>	<b>4</b>	<b>0</b>	<b>5</b>	<b>19</b>	<b>20</b>	<b>40</b>	<b>0-0</b>



9

**HERICK HERNANDEZ**

LHP • 5-10 • 205 • Jr. • L/L  
Miami, Fla.  
(Miami Dade / Hialeah High)

**2023 (Sophomore - Miami Dade):**

- Selected in 19th round of 2023 Major League Baseball First-Year Player Draft by Cincinnati Reds
- Made 14 starts
- Posted 8-3 mark with 2.86 ERA and 90 strikeouts over 78.2 innings
- Totaled 4.2 innings in first career start at State College of Florida (1/28)
- Recorded eight punchouts across co-season-long seven frames vs. Eastern Florida State (3/10)
- Matched season-long seven frames in win at Florida Southwestern (3/17)
- Fanned eight batters across seven-inning gem against Indian River State (3/24)
- Notched season-best nine strikeouts over six frames vs. Pensacola State (5/5)

**2022 (Freshman - Miami Dade):**

- Made 10 appearances, including two starts
- Went 1-0 with 7.16 ERA over 16.1 innings
- Posted 10 strikeouts and 15 walks
- Tossed season-long four innings at Florida Southwestern (4/11)

**High School:**

- Three-year letterman at Hialeah High
- Served as captain in final campaign

**Personal:**

- Parents are Henry and Nathaly Hernandez
- Has two brothers, Henry Jr. and Harry
- Intends to major in business



21

**JULIAN HERNANDEZ**

RHP • 6-2 • 238 • So. • R/R  
Miami, Fla.  
(Miami Dade / Westminster Christian)

**2023 (Freshman - Miami Dade):**

- Pitched in 20 games out of bullpen
- Posted 4-0 record with 1.87 ERA
- Recorded 48 strikeouts over 33.2 innings
- Notched season-high six punchouts vs. Gulf Coast State (1/29)
- Tossed three scoreless innings against Florence-Darlington (2/11)
- Earned first career win at Eastern Florida State (4/1)
- Tallied season-high four frames at Eastern Florida State (4/19)

**High School:**

- Played at Westminster Christian after one season at Coral Reef
- Two-time all-district selection
- Went 14-5 with 2.95 ERA and 125 strikeouts across 102 innings in high school career

**Personal:**

- Son of Jose Hernandez and Kristina Huwer
- Has two older siblings, Austin and Emalie
- Intends to major in business



13

**ANTONIO JIMENEZ**

IF • 6-1 • 205 • Fr. • R/R  
Davie, Fla.  
(Archbishop McCarthy)

**High School:**

- Four-year letterman at Archbishop McCarthy
- Served as captain in final campaign
- Earned all-district recognition each year
- Batted over .300 in all four seasons, including career-best .393 as freshman
- Helped lead Archbishop McCarthy to state championship game in 2021

**Personal:**

- Son of Cesar and Stephanie Jimenez
- Has older sister, Karina
- Intends to major in communications



## 19 JAKE KULIKOWSKI

OF • 5-11 • 202 • Fr. • L/L  
Trinity, Fla.  
(Tampa Jesuit)

### High School:

- Three-year letterman at Tampa Jesuit
- Served as captain in final two seasons
- Two-time All-813Preps first team selection
- Garnered Al Lopez award following senior season
- Batted over .300 in all three seasons, including career-best .333 average as sophomore
- Helped lead Tampa Jesuit to state championship in 2022

### Personal:

- Son of Andrea and Ted Kulikowski
- Has younger brother, Ryan
- Intends to major in business management

### Personal:

- Son of Amanda Long
- Has two sisters, Arianna and Kiara
- Intends to major in sport administration

## LONG CAREER STATISTICS

### OFFENSE

YEAR	AVG	GP-GS	AB	R	H	2B	3B	HR	RBI	BB	SO	SB-A
2021	.333	8-0	6	3	2	0	0	0	0	0	0	1-1
2022	.250	45-7	48	12	12	1	0	1	5	4	10	6-6
2023	.313	51-13	64	23	20	3	0	3	9	9	20	4-4
Career	.288	104-20	118	38	34	4	0	4	14	13	30	11-11



## 27 SLAIDE NATURMAN

RHP • 6-2 • 192 • Jr. • R/R  
Roswell, Ga.

(Gulf Coast State / Kennesaw State / Weber School)

### 2023 (Sophomore - Gulf Coast State):

- Appeared in 17 games, making five starts
- Went 6-2 with 6.65 ERA and 60 strikeouts over 46 innings
- Registered three scoreless frames in first career win vs. State College of Florida (1/27)
- Tallied season-high nine strikeouts across season-long 6.1 innings at Tallahassee (3/22)

### 2022 (Freshman - Kennesaw State):

- Pitched in seven games out of bullpen
- Totaled 7.88 ERA across eight innings
- Recorded eight strikeouts, while issuing four walks
- Tossed scoreless frame against Georgia Tech (3/22)
- Notched season-high three strikeouts over season-long two innings vs. Liberty (4/14)

### High School:

- Played at The Weber School after two seasons at Roswell
- Served as captain in final two seasons
- Tabbed team's offensive player of the year following junior and senior campaigns

### Personal:

- Parents are Robyn and Steven Naturman
- Has three siblings, Natanya, Danya, Blaine
- Intends to major in sport administration



## 46 BRANDON OLIVERA

RHP • 6-0 • 193 • Fr. • R/R  
Hialeah, Fla.  
(Miami Springs)

### High School:

- Five-year letterman at Miami Springs
- Four-time all-district honoree
- Tabbed 2023 4A-15 Pitcher of the Year
- Went 6-3 with 1.30 ERA and 46 strikeouts across 43 innings as senior
- Helped lead Miami Springs to two district titles

### Personal:

- Son of Angela Ferrer
- Has two older siblings, Anaisa and Brian
- Intends to major in business



## 39 JACOBY LONG

OF • 6-1 • 200 • Sr. • R/R  
Palm Beach Gardens, Fla.  
(Dwyer)

### 2023 (Junior):

- Appeared in 51 of Hurricanes' 63 contests, earning 13 starts
- Hit .313 (20-for-64) with 23 runs scored, three homers, nine RBI and four steals
- Recorded .413 on-base percentage and .500 slugging percentage
- Plated co-career-best two runs against Dartmouth (2/26)
- Launched first home run of season at FIU (3/15)
- Tallied career-high three hits at Pitt (5/13)
- Reached safely four times in second multi-hit effort of campaign at FIU (5/16)

### 2022 (Sophomore):

- Played in 45 games, earning seven starts
- Batted .250 (12-for-48) with 12 runs scored, one home run, five RBI and six stolen bases
- Tallied .315 on-base percentage and .333 slugging percentage
- Notched first career RBI with sacrifice fly vs. Towson (2/19)
- Launched first career home run against Florida Atlantic (2/23)
- Drove in run and scored twice against Boston College (3/12)
- Registered hit in Coral Gables Regional Opener against Canisius (6/4)

### 2021 (Freshman):

- Appeared in eight games as reserve outfielder
- Batted .333 with two hits, three runs scored and stolen base
- Posted .333 on-base percentage and .333 slugging percentage
- Made Hurricane debut as pinch runner at Florida (2/20)
- Recorded first collegiate hit vs. Florida State (3/19)

### High School:

- Three-year varsity letterman at Dwyer
- Served as team captain in 2020
- Named 2020 Perfect Game Preseason All-American
- Selected to SunSentinels 2019 All-Palm Beach First Team
- Named 2019 district hitter of the year after hitting .474
- Selected to 2017 MLB Breakthrough Series National Team



## 61 CARLOS PEREZ

C • 6-1 • 203 • Sr. • R/R  
Miami, Fla.  
(Florida Christian)

### 2023 (Junior):

- Appeared in 58 games and earned 52 starts
- Hit .210 with three doubles, 13 home runs and 31 RBI
- Mounted .316 on-base percentage and .473 slugging percentage
- Posted six multi-hit efforts and nine multi-RBI performances
- Tallied first career three-RBI game vs. Dartmouth (2/24)
- Recorded first career three-hit contest against Dartmouth (2/25)
- Matched career-high three RBI in win over Florida State (3/31)
- Registered co-career-best three hits vs. Florida Atlantic (4/25)
- Smacked walk-off three-run in extra innings against Duke (5/19)

### 2022 (Sophomore):

- Played in 22 games, starting 12 contests
- Totaled .191 (9-for-47) average with three doubles, one homer and five RBI
- Notched .298 on-base percentage and .319 slugging percentage
- Blasted pinch-hit solo shot in season debut vs. Harvard (2/27)
- Registered lone multi-hit performance with pair of doubles at FIU (3/8)
- Reached base season-best three times against FGCU (5/17)

### 2021 (Freshman):

- Appeared in 19 games and made 12 starts at catcher
- Batted .222 (10-for-45) with four doubles, one triple, one home run and six RBI
- Posted .340 on-base percentage and .422 slugging percentage
- Tallied one multi-hit game and one multi-RBI performance
- Hit by pitch in collegiate debut as pinch hitter vs. NC State (3/5)
- Earned first career start against Florida Atlantic (3/9)
- Recorded first career hit in win over Wake Forest (3/12)
- Tripled and homered in series finale at Boston College (5/2)

### High School:

- Four-year letterman at Florida Christian
- Tabbed 2019 *Miami Herald* All-Dade First Team selection
- Hit .327 with 16 doubles, three triples, four homers and 50 RBI in high school career
- Led Florida Christian to consecutive district titles in 2018-19

### Personal:

- Son of Guaracy Perez and Yamilka Borges
- Intends to major in sport administration

## PEREZ CAREER STATISTICS

### OFFENSE

YEAR	AVG	GP-GS	AB	R	H	2B	3B	HR	RBI	BB	SO	SB-A
2021	.222	19-12	45	8	10	4	1	1	6	4	17	0-0
2022	.191	22-12	47	3	9	3	0	1	5	7	13	0-0
2023	.210	58-52	167	33	35	3	1	13	31	18	58	1-1
<b>Career</b>	<b>.208</b>	<b>99-76</b>	<b>259</b>	<b>44</b>	<b>54</b>	<b>10</b>	<b>2</b>	<b>15</b>	<b>42</b>	<b>29</b>	<b>88</b>	<b>1-1</b>



## 16 LUCA REYES

OF • 6-1 • 200 • Fr. • L/L  
Teaneck, N.J.  
(Bergen Catholic)

### High School:

- Earned three varsity letters at Bergen Catholic
- Served as captain in final season
- Earned All-State honors after tallying a .367 average and five home runs as senior
- Helped lead Bergen Catholic to league championship in 2023

### Personal:

- Son of Ralph and Rebecca Reyes
- Has one older sister, Olivia
- Father, Ralph, played baseball at Fordham
- Intends to major in economics



## 36 NICK ROBERT

RHP • 6-6 • 231 • Fr. • R/R  
Stuart, Fla.  
(Martin County)

### High School:

- Earned four varsity letter at Martin County
- Served as captain in final campaign
- Went 7-0 with 1.80 ERA and 55 strikeouts across 27 innings as senior
- Helped lead Martin County to district title twice

### Personal:

- Son of Amanda and Pascal Robert
- Has two siblings, Gabe and Morgan
- Intends to major in business administration



## 7 JACK SCANLON

C • 6-4 • 217 • Sr. • L/R  
Suffern, N.Y.  
(Oregon / Suffern)

*The asterisk next to 2020 and 2021 season bios indicate the NCAA's decision to grant an extra year of eligibility for student-athletes in light of the COVID-19 pandemic; the student-athlete's year of eligibility did not "advance" from 2020 to 2021 due to this NCAA ruling.*

### 2023 (Junior):

- Appeared in 27 games and made 11 starts at catcher
- Hit .140 (6-for-43) with six runs scored, one homer and five RBI
- Posted .315 on-base percentage and .256 slugging percentage
- Recorded first hit in Miami uniform against NC State (3/12)
- Smacked home run and drove in two runs in multi-hit effort at FIU (3/15)

### 2022 (Sophomore - Oregon):

- Played in 39 games, starting 22 contests behind plate
- Batted .131 (8-for-61) with 10 runs scored, three home runs and 13 RBI
- Finished with two multi-hit efforts and three multi-RBI performances
- Smacked three-run homer vs. Portland (3/8)

- Belted second three-run blast of campaign and totaled season-high four RBI at Stanford (3/12)
- Socked three-run homer against USC (3/26)
- \***2021 (Freshman - Oregon):**
- Appeared in 50 of Oregon's 55 contests, earning 46 starts
- Hit .169 with seven doubles, three home runs and 13 RBI
- Ranked fifth in Pac-12 with 12 HBP
- Allowed only four passed balls during season and finished with .933 fielding percentage

- Capped come-from-behind four-run bottom of ninth with walk-off sacrifice fly to beat Seattle (2/25)
- Registered homer and season-high three RBI at USC (4/17)

#### 2020 (True Freshman - Oregon):

- Started 11 of Ducks' 15 games, while playing in 14 contests in shortened 2020 college baseball season
- Finished fourth on team in batting (.293) with two homers and nine RBI
- Reached base at .400 clip with five walks and three HBP, while slugging .518 mark
- Notched two multi-RBI performances and three multi-hit games
- Tallied co-season-best three hits, including two-run homer, and two RBI vs. Nevada (2/23)
- Matched co-season-high with trio of knocks and season-best four RBI, highlighted by three-run jack against Hawaii (3/8)

#### High School:

- Four-year letterman at Suffern High School
- Tabbed two-time all-state and first team all-league pick
- Named 2019 Rockland Player of the Year
- Earned spot on Rockland Baseball All-County Team
- Batted .412 with four home runs and 33 RBI as senior
- On mound, went 5-0 with 1.43 ERA and two saves, while striking out 67 batters in 49 innings pitched
- As junior, hit .420 with 20 RBI and posted 5-1 mark with 0.19 ERA on bump
- Played for Irish National Team in 2018
- Also lettered in basketball and swimming

#### Personal:

- Son of Nicole and Tom Scanlon
- Has one sister, Madison
- Father played baseball at St. Francis College
- Intends to major in economics

## SCANLON CAREER STATISTICS

### OFFENSE

YEAR	AVG	6P-6S	AB	R	H	2B	3B	HR	RBI	BB	SO	SB-A
2023	.140	27-11	43	6	6	2	0	1	5	6	16	0-0
Career	.140	27-11	43	6	6	2	0	1	5	6	16	0-0



# 22

## RAFE SCHLESINGER

LHP • 6-3 • 200 • Jr. • L/L  
Holbrook, N.Y.  
(Sachem East)

#### 2023 (Sophomore):

- Pitched in 24 games out of bullpen
- Posted 3-1 record with 3.38 ERA
- Recorded 34 strikeouts over 29.1 innings
- Tossed 2.2 innings and logged win against Florida Atlantic (3/22)
- Earned win with three punchouts in 2.1 shutdown frames at FIU (5/16)
- Struck out five across 2.2 innings vs. Duke (5/19)
- Registered career-high nine strikeouts across career-long seven innings against Texas in Coral Gables Regional (6/3)

#### 2022 (Freshman):

- Made 19 appearances
- Went 1-0 with 3.38 ERA over 10.2 innings
- Allowed only two extra-base hits
- Did not surrender run in 15 of his 19 outings
- Finished rookie campaign without yielding run in final five appearances
- Punched out lone batter he faced in collegiate debut vs. Towson (2/18)
- Struck out season-high two in scoreless frame against Virginia (4/10)
- Tossed season-long 1.2 innings vs. Florida Atlantic (4/12)

#### High School:

- Four-year letterman at Sachem East High School
- Served as captain in final two seasons
- Named 2021 Suffolk County Player of the Year
- Garnered Paul Gibson Award, presented to top pitcher in Suffolk County
- Earned 2021 League I MVP honors and All-League recognition
- Went 4-1 with 0.70 ERA and 80 strikeouts over 40.0 innings pitched as senior

#### Personal:

- Son of Brian and Natalie Schlesinger
- Has two older siblings, Alexandria and Brandon
- Intends to major in sport administration

## SCHLESINGER CAREER STATISTICS

### PITCHING

YEAR	ERA	W-L	APP/GS	CG	SHO	SV	IP	H	R	ER	BB	SO	B/AVG
2022	3.38	1-0	19/0	0	0/0	0	10.2	10	4	4	9	8	.250
2023	3.38	3-1	24/0	0	0/0	0	29.1	31	18	11	18	34	.265
Career	3.38	4-1	43/0	0	0/0	0	40.0	41	22	15	27	42	.259



# 53

## CHRIS SCINTA

LHP • 5-11 • 207 • So. • L/L  
Tamarac, Fla.  
(JP Taravella)

#### Career Honors:

- All-ACC Academic Team (2023)

#### 2023 (Freshman):

- Made 27 appearances, including one start
- Posted 1-1 record with 3.43 ERA
- Recorded 38 strikeouts over 35.2 innings

- Stranded bases loaded in collegiate debut vs. Penn State (2/19)
- Registered season-high five punchouts over two scoreless frames at Florida Atlantic (2/28)
- Earned first career win at Florida (3/4)
- Pitched season-long three innings against Florida Atlantic (3/22)
- Made first career start vs. Florida Atlantic (4/25)

#### High School:

- Four-year letterman at JP Taravella
- Served as captain in final season
- Finished high school career with 2.21 ERA and 174 strikeouts across 107.2 innings
- Totaled 1.50 ERA and 62 punchouts over 37.1 frames during senior campaign
- Led Trojans to 2021 regional championship

#### Personal:

- Son of Cos and Lisa Scinta
- Has older brother, Cosi
- Uncle, Tommy Butt, played baseball at Mississippi State
- Intends to major in sport administration

- Picked up first career hit with three-run homer against Dartmouth (2/26)
- Tallied first career multi-hit performance in first career start against Presbyterian (5/5)
- Smacked grand slam and drove in career-high five runs vs. Presbyterian (5/6)
- Notched career-best four hits against Presbyterian (5/7)

#### High School:

- Earned four varsity letters at Miami Springs High School
- Served as captain in final two seasons
- Three-time All-District selection
- Two-time District Player of the Year
- Finished high school career with .418 batting average, 25 home runs and 107 RBI
- As senior, batted .481 with nine homers and 29 RBI
- Helped Miami Springs to first state title appearance as freshman
- Named MVP for 2021 MLB All-Star High School All-American Game
- Participated in MLB All-Star High School Home Run Derby

#### Personal:

- Parents and Marisella Illis and Esteban Torres
- Has one brother Steven, who played baseball at Barry
- Intends to major in sport administration

## SCINTA CAREER STATISTICS

### PITCHING

YEAR	ERA	W-L	APP/GS	CG	SHO	SV	IP	H	R	ER	BB	SO	B/AVG
2023	3.53	1-1	27/1	0	0/0	0	35.2	34	16	14	16	38	.250
Career	3.53	1-1	27/1	0	0/0	0	35.2	34	16	14	16	38	.250



# 35

## ALEX STANYEK

RHP • 5-11 • 187 • Fr. • R/R

Holmdel, N.J.

(Red Bank Catholic)

#### High School:

- Earned four varsity letters at Red Bank Catholic
- Served as captain in final two seasons
- Three-time first team all-conference selection
- Notched 0.90 ERA and 125 strikeouts over 77.2 innings in high school career
- Garnered 2023 NJ All-State recognition
- Tabbed 2023 Conference Pitcher of the Year
- Helped lead Red Bank Catholic to three conference titles and two division championships

#### Personal:

- Son of Carolyn and Alexander Stanyek
- Has two younger siblings, Cassie and Sam
- Has not declared a major



# 37

## JASON TORRES

INF • 6-1 • 228 • So. • R/R

Hialeah, Fla.

(Miami Springs)


#### 2023 (Freshman):

- Appeared in 18 games, making four starts at designated hitter and two at third base
- Hit .472 (17-for-36) with 10 runs scored, three doubles, one triple, three home runs and 11 RBI
- Posted .500 on-base percentage and .861 slugging percentage
- Totaled three multi-RBI games and four multi-hit efforts

## TORRES CAREER STATISTICS

### OFFENSE

YEAR	AVG	GP-GS	AB	R	H	2B	3B	HR	RBI	BB	SO	SB-A
2023	.472	18-6	36	10	17	3	1	3	11	1	7	0-0
Career	.472	18-6	36	10	17	3	1	3	11	1	7	0-0



# 2

## JD URSO

INF • 6-1 • 178 • Gr. • R/R

Tampa, Fla.

(Tampa / Plant)

*The asterisk next to 2020-2022 season bios indicate the NCAA's decision to grant an extra year of eligibility for DII student-athletes in light of the COVID-19 pandemic; the student-athlete's year of eligibility did not "advance" from 2020 to 2021 and 2021 to 2022 due to this NCAA ruling.*

#### Career Honors:

- D2CCA All-America honorable mention (2023)
- ABCA/Rawlings First Team All-South Region (2023)
- Second Team All-SSC (2023)
- D2CCA All-America (2022)
- ABCA/Rawlings First Team All-Region (2022)
- SSC Freshman of the Year (2022)

#### 2023 (Sophomore - Tampa):

- Set Tampa school record by reaching base in 56 consecutive games
- Produced third-most doubles (25) in single-season history
- One of three players to start all 54 contests
- Hit .374 with 53 runs scored, five home runs and 57 RBI
- Totaled .461 on-base percentage and .575 slugging percentage
- Registered 17 multi-RBI performances and 25 multi-hit efforts
- Matched career-high four hits vs. Quincy (2/12)
- Drove in four runs to match career best against Maryville (2/19)
- Went 4-for-4 with home run, three RBI and five runs in series-opening win over Eckerd (4/14)

#### \*\*2022 (Freshman - Tampa):

- Appeared in 45 contests, making 44 starts
- Batted .363 with 36 runs, 11 doubles, four homers and 40 RBI
- Notched .428 on-base percentage and .535 slugging percentage



- Tallied 13 multi-RBI games and 17 multi-hit performances
- Reached base safely in first 15 contests
- Smacked first career home run vs. Florida Tech (2/25)
- Collected four RBI in both ends of doubleheader against Florida Tech (2/26)
- Finished triple shy of cycle at Nova Southeastern (3/12)
- Totaled career-high four hits vs. Spring Hill (5/19)

**\*2021 (Freshman - Tampa):**

- Played 26 games, earning 25 starts
- Totaled .325 (27-for-83) average with 17 runs, six doubles and 15 RBI
- Registered 13 multi-RBI performances and 17 multi-hit efforts
- Posted .371 on-base percentage and .422 slugging percentage
- Recorded co-season-high three hits at Palm Beach Atlantic (3/13)
- Produced three-hit game at Saint Leo (4/23)

**2020 (True Freshman - Tampa):**

- Appeared in 13 games and made six starts in shortened 2020 college baseball season
- Batted .273 (9-for-33) with three runs scored, two doubles and six RBI
- Notched season-best three hits and four RBI vs. Post (2/8)
- Tallied second multi-hit effort in final contest of campaign against Northwood (3/10)

**High School:**

- Played at Plant after two years at Tampa Prep
- Tabbed first team all-conference as senior
- Led Plant to district championship in final season

**Personal:**

- Son of Julie and Joe Urso
- Has one younger sibling, Preston
- Father played at Tampa before becoming one of most accomplished active coaches in college baseball
- Earned bachelor's degree in sport business at Tampa



**28**  
**JORDAN VARGAS**

**RHP • 6-5 • 191 • Fr. • R/R**  
**Hialeah, Fla.**  
**(Miami Springs)**

**High School:**

- Played at Miami Springs after two seasons at Barbara Goleman
- Two-time all-district selection
- Tabbed 4A-15 Pitcher of the Year
- Went 15-3 with 1.70 ERA and 172 strikeouts over 136 innings in high school career

**Personal:**

- Parents are Jose Vargas and Sandra Martinez
- Has three older siblings, Jose Jr., Joseph and Stephanie
- Intends to major in sport administration



**45**  
**EDGARDO VILLEGAS**

**OF • 5-8 • 188 • Jr. • L/L**  
**Vega Alta, Puerto Rico**  
**(Doral Academy)**

**2023 (Sophomore):**

- Appeared in 60 contests, earning 57 starts
- Batted .264 with 49 runs, nine doubles, seven homers, 27 RBI, 42 walks and three stolen bases
- Mounted .419 on-base percentage and .430 slugging percentage
- Tallied six multi-RBI efforts and 12 multi-hit performances
- Played co-season-high three RBI in win over Penn State (2/18)
- Scored co-season-best three run at Florida (3/4)
- Totaled co-season-high three hits vs. Presbyterian (5/7)
- Finished with three knocks in ACC Championship opener against NC State (5/25)

**2022 (Freshman):**

- Played in 50 games and made 44 starts
- Hit .262 with 37 runs scored, 12 doubles, six homers, 30 RBI, 31 walks and three steals
- Posted .405 on-base percentage and .445 slugging percentage
- Finished with eight multi-RBI performances and 12 multi-hit games
- Recorded first career RBI vs. Towson (2/19)
- Picked up first career hit against FAU (2/23)
- Reached base safely twice and scored co-season-high two runs at FIU (3/8)
- Registered three hits and three RBI, highlighted by first career homer, in ACC opener vs. Boston College (3/11)
- Totaled season-best four hits in 7-3 win over North Carolina (3/26)
- Homered in back-to-back innings and mounted season-high five RBI vs. FIU (4/6)

**High School:**

- Attended Carlos Beltran Academy in Puerto Rico before prepping for one year at Doral Academy
- Lettered in baseball and track

**Personal:**

- Son of Edgardo Villegas and Cecilia Rosado
- Has two sisters, Lorraine and Cecil
- Uncle, Jose Rosado, was two-time AL All-Star for Kansas City Royals
- Intends to major in business

**VILLEGAS CAREER STATISTICS**

**OFFENSE**

YEAR	AVG	GP-GS	AB	R	H	2B	3B	HR	RBI	BB	SO	SB-A
2022	.262	50-44	164	37	43	12	0	6	30	31	48	3-3
2023	.264	60-57	193	49	51	9	1	7	27	42	52	3-4
Career	.263	110-101	357	86	94	21	1	13	57	73	100	6-7



# 10 BRIAN WALTERS

RHP • 6-3 • 186 • R-So. • R/R  
Palm Bay, Fla.  
(Eastern Florida State / Bayside)

### 2023 (Sophomore):

- Made two appearances before having season-ending surgery
- Redshirted to preserve eligibility
- Struck out two batters in season debut against Penn State (2/19)
- Tossed 0.2 innings vs. Indiana State (2/22)

### 2022 (Freshman - Eastern Florida State):

- Made 14 appearances, including 11 starts
- Went 3-3 with 3.99 ERA over 49.2 innings
- 11 starts tied for most on team
- Recorded 53 strikeouts while walking 26 batters
- Punched out season-high nine over four innings in collegiate debut vs. Santa Fe College (1/29)
- Earned first career win surrendering two runs across five frames against ASA College (2/5)
- Pitched five hitless innings in 6-1 victory over Hillsborough (2/11)
- Struck out eight over 4.2 innings, giving up one unearned run at Polk State (2/19)
- Made first relief appearance against Miami Dade (4/3)

### High School:

- Earned four varsity letters at Bayside High School
- Named 2021 All-Cape Coast Conference selection

### Personal:

- Son of Kyle and Angela Walters
- Has three siblings: brother, Andrew, and sisters, Ali and Jenna
- Father, Kyle, played basketball at Florida Tech from 1996-98
- Mother, Angela, played softball at Florida Tech from 1993-97
- Brother, Andrew, played baseball at Miami from 2021-23
- Uncle, Matt Walters, played football at Miami from 1998-2002
- Intends to major in economics

## WALTERS CAREER STATISTICS

### PITCHING

YEAR	ERA	W-L	APP/GS	CG	SHO	SV	IP	H	R	ER	BB	SO	B/AVG
2023	6.75	0-0	2/0	0	0/0	0	1.1	2	1	1	1	2	.333
Career	6.75	0-0	2/0	0	0/0	0	1.1	2	1	1	1	2	.333



# 31 GAGE ZIEHL

RHP • 6-0 • 223 • Jr. • R/R  
Macedon, N.Y.  
(Penfield)

### Career Honors:

- All-ACC Second Team (2023)
- All-ACC Academic Team (2023)
- All-ACC Academic Team (2022)

### 2023 (Sophomore):

- Posted team-leading 16 starts
- Finished with 8-4 mark and 4.30 ERA over 92 innings
- Registered 100 punchouts, while issuing 21 walks
- Led team in wins, innings pitched and strikeouts
- Twirled career-long eight shutdown frames in win over NC State (3/11)
- Fanned nine batters across 7.2 innings against Florida State (4/1)
- Yielded only two hits over co-career-long eight frames vs. Georgia Tech (4/21)
- Totaled career-high 12 strikeouts, matching career-long eight scoreless innings against Presbyterian (5/5)
- Notched team-best eighth win in Coral Gables Regional vs. Maine (6/2)

### 2022 (Freshman):

- Made team-high 30 appearances
- Went 2-2 with one save and 4.04 ERA over 35.2 innings
- Recorded 52 strikeouts and held opponents to .209 batting average
- Did not allow earned run in 13 of first 14 outings
- Tallied 3.43 ERA in ACC play
- Stuck out side in collegiate debut against Towson (2/18)
- Pitched two shutdown frames and registered two punchouts vs. Boston College (3/13)
- Earned first career save with season-long three shutout innings, while striking out season-best six at Florida State (5/14)
- Tossed two scoreless frames in Coral Gables Regional against Canisius (6/4)
- Struck out five across 2.2 innings vs. Arizona (6/5)

### High School:

- Selected in 11th round of 2021 Major League Baseball First-Year Player Draft by Chicago Cubs
  - Named 2021 Section V Class AA Player of the Year
  - Posted 0.88 ERA and 202 strikeouts over 120 career innings
  - Went 5-0 with 0.17 ERA and 91 strikeouts over 42 innings pitched as senior
  - Helped lead Penfield to 2021 Section 5 Championship
- Personal:**
- Parents are Michael and Patricia Ziehl
  - Has one older brother, Clay
  - Intends to major in sport administration

## ZIEHL CAREER STATISTICS

### PITCHING

YEAR	ERA	W-L	APP/GS	CG	SHO	SV	IP	H	R	ER	BB	SO	B/AVG
2022	4.04	2-2	30/0	0	0/0	1	35.2	28	19	16	16	52	.209
2023	4.30	8-4	16/16	0	0/0	0	92.0	92	48	44	21	100	.257
Career	4.23	10-6	46/16	0	0/0	1	127.2	120	67	60	37	152	.243



Baseball in South Florida: A Hurricane Tradition.....	39
Miami Skippers .....	40-41
Ron Fraser: The Wizard of College Baseball.....	42
Jim Morris: 25 Years of Excellence at The U .....	43
Yearly Records .....	44
All-Time Results.....	45-78
All-Time Series History .....	79-80
All-Time Series Results .....	81-129
NCAA Tournament History .....	130
College Baseball Hall of Fame.....	131-132
National Award Winners .....	133-134
All-Americans.....	135-137
Freshman All-Americans .....	138
All-ACC Selections .....	139-140
ACC All-Tournament Selections.....	141
Retired Numbers.....	142-143
All-Time ProCanes by Team.....	144-145
All-Time MLB Draft Picks .....	146-148
All-Time Baseball Lettermen.....	149-154
Attendance History.....	155
Team Records .....	156-160
Individual Records - Batting.....	161-163
Individual Records - Pitching.....	164-166

## BASEBALL IN SOUTH FLORIDA: A HURRICANE TRADITION

The University of Miami baseball program thrives as one of the best in the country as well as one of the most notable in South Florida's baseball history.

Miami's first varsity game was played at Miami Field, near Miami Senior High School, in the spring of 1940. The afternoon of March 26 saw the "Hurricane nine" defeat Newberry (S.C.) College in a 13-12 thriller. Games were actually played at UM briefly in the late 1920s and early 1930s, but were discontinued until a decade later when Jack Harding resurrected the sport at the varsity level in 1940. Harding was the Hurricanes' football coach from 1937-42 and, following World War II from 1945-47, as well as serving as UM's Athletic Director for 26 years. Baseball once again took a hiatus at Miami until 1946 when former UM football standout Eddie Dunn led the Hurricanes back onto the diamond.

From Major League Baseball, minor league organizations and top college and high school action, baseball and Miami have long been joined. Although amateur clubs were playing in Miami before the turn of the 20th century, the first official team appeared in 1912 with the minor league entry of the Miami Magicians of the Class D East Florida State League. The Magicians competed until the U.S. entered World War I.

Teams in the Florida East Coast League, including the Miami Wahoons, Miami Beach Flamingos, Fort Lauderdale Tarpons and West Palm Beach Indians, suspended operations in 1943 until the end of the war. From 1946 through 1955, a large portion of UM's schedule was against military service teams throughout the Southeast.

Construction on Miami Stadium began in late 1948 and opened in August 1949. At the time, the 9,000-seat stadium was hailed as one of the finest and most beautiful in baseball.

The Hurricanes were still playing at Miami Field, as were numerous minor league, high school and MLB exhibitions. The opening of the new state-of-the-art facility near downtown Miami gave way to games with the Hurricanes playing the likes of the Brooklyn Dodgers, Ft. Lauderdale Braves, Miami Beach Flamingos and Miami Beach Sun Sox as early as 1950.

The Marlins nickname made its first appearance in 1956 when the Triple A franchise from Syracuse, N.Y., moved south into Miami Stadium. Legendary baseball promoter Bill Veeck was brought in to run the team and one of his first hires was former Boston Red Sox Hall of Famer and UM head coach Jimmie Foxx. Foxx spent two seasons as head coach of the Hurricanes in

1956 and 1957.

The University of Miami became a major factor on the national collegiate baseball scene when the school hired Ron Fraser to guide the program in 1962. Fraser came to Miami at a time when the nation's concerns were focused 90 miles from Key West's shores in the Cuban Missile Crisis. He was an All-American player at Florida State in the late 1950s and was the mentor of the Dutch National Team for three years before Miami lured him to Coral Gables. Over the span of 30 years, "The Wizard of College Baseball" built what many considered the model collegiate program.

The Hurricanes won big under Fraser, becoming a regular participant in the College World Series and winning two national championships in the 1980s. It was also under Fraser that Miami made the upgrades to Mark Light Field and proved to many skeptics that college baseball could also be successful at the gate.

From Fraser to Jim Morris and continuing with Gino DiMare, the Hurricanes are still a big draw in town and annually place among college baseball's top 15. The success of the program only escalated under Morris with national championships in 1999 and 2001, along with numerous All-Americans and Major League Baseball Draft selections.

The park reopened as Alex Rodriguez Park at Mark Light Field in 2009 after a \$3.9 million anchor gift from the 14-time MLB All-Star, the largest gift ever to the University of Miami baseball program.

Renovations over the last decade - including postseason pennants draping the main concourse and a retired numbers installation (2014), as well as a bronze statue of Ron Fraser placed outside the ballpark (2015) - contribute to South Florida's already rich baseball history.

After over 25 years as a player and coach with the Hurricanes, J.D. Artega - the program's all-time wins leader - became the program's 10th head coach prior to the 2024 season, which is the 80th in program history.

# MIAMI SKIPPERS

## EDDIE DUNN

### **1946-1954: 82-73-1 (.522)**

The Post World War II era saw the rebirth of the University of Miami baseball program with former Hurricane football standout and eventual head coach Eddie Dunn at the helm.

Dunn was a nationally acclaimed running back for the Hurricanes from 1936-38 and later took the reins of the program from 1943-44 when gridiron coach Jack Harding left for service in the Navy. Dunn also served two seasons under Hart Morris on the men's basketball team, as well.

Over 60 years later, Dunn still remains ranked among UM's all-time top 10 in all-purpose yards (#3, 3,476), touchdowns (#5, 25), rushing yards (#8, 1,778) and points scored (#10, 160). His two football seasons saw UM go 5-1 in 1943 and 1-7-1 in '44, prior to the return of Harding to the UM sideline.

It was at that point when the Athletic Department enlisted the service of Dunn to resurrect both the basketball and baseball programs to varsity level during the post World War II era. UM had one previous season of varsity baseball in 1940 along with years of freshman class-level play.

Against teams from the state of Florida, military bases and around the Southeast, Dunn guided UM to an 82-73-2 mark over his nine seasons. His 1947 club went 11-2, followed by his second-best mark of 14-8 in '49. Dunn, who was raised in Miami, was the father of UM football All-American and Pittsburgh Steeler great Gary Dunn.

## PERRY MOSS

### **1955: 15-7 (.682)**

Legendary head coach Perry Moss served one season at the helm of the Miami baseball program in 1955. His Hurricanes went 15-7, including wins over Florida and Florida State. Moss' name is synonymous with the sport of football. Up until the 2000 season, Moss could be found pacing the sidelines of the Arena Football League's Jacksonville Tomcats. An amazing career within the sport of football, Moss has held head coach, front office and assistant coach roles in the NFL, CFL, WFL, USFL and both Arena leagues.

## JIMMIE FOXX

### **1956-57: 20-20 (.500)**

Major League Baseball Hall of Famer Jimmie Foxx spent two seasons in Coral Gables in 1956 and 1957. With a 20-20 combined record, Foxx's Hurricanes

picked up wins over Florida State and Yale.

Foxx was inducted into the MLB Hall of Fame in 1951 after a stellar professional career that spanned 20 years with the Athletics, Red Sox, Cubs and Phillies. Foxx was the leagues' most valuable player three times (1932, '33, '38), while being selected to the all-star team from 1933- 41. One of baseball's most feared batters, Foxx led the league in batting average (1933, '38), home runs (1932, '33, '35, '39), RBI (1932, '33, '38). He was the triple-crown winner in 1933 and still holds numerous Boston Red Sox records.

## WHITEY CAMPBELL

### **1958, 1960-62: 69-36-3 (.653)**

Former Miami four-sport star Whitey Campbell, a member of the UM Sports Hall of Fame, spent four seasons as head coach of the baseball program (1958, 1960-62). His Hurricanes were successful with a 69-36-3 combined record with highlight wins over Florida, Florida State, Jacksonville, Army and Georgia Tech.

Campbell, who was nicknamed "Mr. Athletics", saw action with the football, baseball and basketball programs earning 12 overall letters. He was also an assistant on the UM football coaching staff during two separate periods in the 1950's and 1960's, as well as holding assistant football coach positions at Montana, Navy and Kentucky.

In baseball, Campbell batted .301 as a freshman, .412 as a sophomore, .328 as a junior and .428 in his senior year. In football, Campbell set numerous Miami receiving records while becoming the basketball programs' first 1,000-point scorer.

## JACK HARDING

### **1940, 1959: 16-14-1 (.516)**

Jack Harding served as head coach of the baseball program prior to World War II in 1940 and then again in 1959. His 1959 squad went 15-10-1 with big wins over Yale, Georgia Tech and Ohio State. Harding also served as Athletics Director at Miami from 1948-63 and then nine seasons as the head football coach (1937-42, 45-47).

His football teams went 54-23-3 during his tenure, including a 13-10 victory over Holy Cross in the Orange Bowl. During his stay at Miami, Harding left UM to serve in the United States Navy. The football program named its Most Valuable Player award the Jack Harding Award, given annually since 1963.

Harding learned his football at the University of Pittsburgh, where he was a quarterback under legendary head coach Glenn "Pop" Warner. He then



# MIAMI SKIPPERS

went on to coach at Scranton University prior to arriving in Coral Gables.

## RON FRASER

**1963-92: 1,271-438-9 (.740)**

See page 42.

## BRAD KELLEY

**1993: 36-22 (.621)**

Longtime baseball assistant coach Brad Kelley served one season as the head coach in 1993, following the departure of legendary UM coach Ron Fraser.

His team went 36-22 in 1993, including wins over Long Beach State, Florida, Florida State and Rice.

Kelley served eight seasons as an assistant coach under Fraser, handling the UM pitching staff for six seasons. Kelly also served as an assistant coach on the United States national team as Fraser's top aide at the 1987 Pan American Games in Indianapolis. At the Games, the USA earned the silver medal to World Champion Cuba's gold medal. The USA defeated Cuba three of the seven meetings at the Games.

## JIM MORRIS

**1994-2018: 1,090-472-3 (.696)**

See page 43.

## GINO DiMARE

**2019-2023: 126-65 (.688)**

Gino DiMare became the ninth head baseball coach in University of Miami history, elevating to the helm of the program prior to the 2019 season.

DiMare previously served as associate head coach in charge of hitting, as well as the baseball program's recruiting coordinator.

In DiMare's five seasons at the helm of the Hurricanes, Miami proved to be one of the top teams in the country, qualifying for the postseason in each year the NCAA tournament was held.

The 2022 and 2023 Hurricanes earned a top-10 seed, hosting a regional for the first time since 2016. Miami tallied a 42-21 overall record in DiMare's final campaign, falling one game short of the program's second ACC Tournament title. In his penultimate season, the Hurricanes posted a 40-20 mark, leading the ACC with 20 conference wins. The Hurricanes were ranked as high as No. 2 nationally, notching a 14-game winning streak, which is the program's longest in eight years.

In a year that began with a series victory at preseason No. 1 Florida, Miami finished the regular season second in the ACC Coastal and returned to the postseason for the second time under DiMare's leadership in 2021.

During the shortened 2020 campaign, the Hurricanes went 12-4 and ended the year ranked fifth by Baseball America. A preseason pick to win the Coastal, Miami won all three contests in conference play before the COVID-19 pandemic shut down the season prematurely.

The Hurricanes had an impressive first season under DiMare, winning 41 games and qualifying for the NCAA postseason for the first time since 2016. Miami received the 46th postseason berth in school history and reached the Starkville Regional final before falling to No. 6 Mississippi State. The Hurricanes amassed an 18-12 mark in ACC play in 2019, winning seven conference series and turning in their best conference record since 2016.

The 2019 Canes hit an ACC-best 85 home runs on the season, the most since Miami hit 106 in 2010. First baseman Alex Toral smashed a conference-leading 24 home runs on the season that ranked third in Division I and moved him into a tie with Yonder Alonso for the second-most home runs by a Hurricane in a single season.

Twelve different Hurricanes hit at least one home run in 2019, sparking an explosion of power from the Miami bats that matched the 2018 season home run total of 23 after just 15 games in 2019. The Canes' 85 homers were more than the combined team home run total of 58 from the previous two seasons (35 in 2017 and 23 in 2018).

Five All-America honorees emerged under DiMare's watch — Chris McMahon (2020), Brian Van Belle (2020), Carson Palmquist (2021, 2022) and Andrew Walters (2022, 2023) and Yohandy Morales (2023)

All five of those players garnered All-ACC recognition as well, joining Michael Amditis (2019), Adrian Del Castillo (2019, 2021), Raymond Gil (2019), Brian Van Belle (2019), Christian Del Castillo (2021), Anthony Vilar (2021), Jacob Burke (2022), CJ Kayfus (2022, 2023) and Karson Ligon (2022), Blake Cyr (2023), Zach Levenson (2023), Dominic Pitelli (2023) and Gage Ziehl (2023).

Under DiMare, 12 Hurricanes were selected in the MLB Draft, including first-round pick Slade Cecconi in 2020.

# RON FRASER: THE WIZARD OF COLLEGE BASEBALL

## 1963-92: 1,271-438-9 (.740)

There was that time when Ron Fraser received a phone call from friend and former Yankees slugger Joe DiMaggio, who had just attended a preseason Miami baseball practice a few days prior. DiMaggio had remembered a flaw in one of Coach Fraser's players swing and relayed over the phone some tips on correction. Fraser took the suggestion and began to work with the player. Future Hall of Famer Ernie Yaroshuk batted an amazing .448 during his senior season and was drafted by Philadelphia.

Then there was the time that Fraser had to call upon some old buddies to help save his team, which was rumored for contraction in its early stages. St. Louis Cardinals Hall of Famer Stan Musial and Major League broadcaster Joe Garagiola showed up and hosted a Miami baseball benefit, which in turn gained the necessary attention and support from the administration for continuing Fraser's young club's survival.

Or how about the time Fraser spent a couple of weeks in Bristol, Conn., campaigning his sports' presence with ESPN. Fraser's goal was to get the Hurricanes on TV against college baseball's biggest power, USC. What would become the first college baseball game ever on television was first to be just a one-game broadcast on tape delay. After the weekend series against the Trojans in Coral Gables was completed, Miami had defeated USC three consecutive games with each game broadcast live.

Did you know that a usually modest Boston Red Sox Hall of Famer Ted Williams once rode out from centerfield sitting in a giant sized glove in efforts to draw fans to Fraser's ballpark? Legendary Yankees broadcaster Mel Allen introduced him.

Fraser always seemed a step ahead of most. His early vision of the sport came when the rest started to think his way 20 years later. It is evidenced in the migration of the sports' top celebrities to Coral Gables and their teams' annual exhibitions against the Hurricanes a reflection of Fraser's baseball genius.

Ronald "Ron" George Fraser came to the University of Miami in 1962 after serving the Dutch National Team that lasted three years and produced three European Championships. His international reputation earned him the job at Miami, succeeding Whitey Campbell. He was actually noticed by UM officials on the television show "What's My Line?" Fraser was a success on the show as he stumped the panel and unknowingly won over his future employer.

In the beginning, the support wasn't there. Fraser had nearly no money for his program and had to work days at a Coral Gables youth center. He didn't have the scholarships for his players, uniforms, nor bats or balls. Uniforms came from elsewhere, like the ones the Army program gave to Miami. Fraser recalled that the "A" and "Y" of Army were clearly visible around the freshly embroidered "Miami". Some of the first uniforms were

bought from a Lucky Strike cigarette ad. Another friend of Fraser's, this one who designed Italian suits, created uniforms that were second to none with bright lime green as the dominant color.

What was first a rusty, rugged and dust-blown park soon transformed into a place where baseball was thriving. Balls and bats showed up at the park on the southwest corner of campus. The scholarships took 10 years, but you would have never known by the success of the program, nationally and abroad. Fraser received six scholarships in 1973, the team responded with 10 more victories. He got six more for 1974. His team went 51-11 and played for the national championship in its first College World Series appearance.

The Miami program really began to blossom following that first CWS appearance. Miami was annually among the leaders in attendance and eventually drew a decade-best 1.27 million in the 1980s. Two thousand to 4,000 fans were coming on average 10 years after Miami was lucky to have 100 show up for a game. Through Fraser's efforts, Mark Light Field, which was funded with the private donation largely from George and Ethel Light, was dedicated in 1973.

It was Fraser's knack for marketing and promotion that drew the masses and earned him the nickname "The Wizard of College Baseball". Miami players were wearing white shoes and colored gloves before Charlie Finley tried the same with his Oakland As. Fraser was the first to hire batgirls and was the first to wear green gloves on St. Patrick's Day. There were incredible car and vacation giveaways, income tax night and the San Diego Chicken.

Perhaps Fraser's biggest extravaganza was the baseball fundraiser dubbed "A Night With Ron Fraser" on February 16, 1977, a \$5,000-a-plate gourmet dinner on the infield. Five-star chefs served a 10-course dinner of caviar, Alaskan king crab legs and pheasant under glass. A harpist in a white tuxedo played on the mound and violinists strolled among the tables. It was a huge success, covered by media from across the world.

His 30-year career at Miami that spanned more three decades, Fraser produced a 1,271-438-9 record with a NCAA-record 20 straight postseason appearances and 12 trips to the College World Series with national championships in 1982 and 1985. He is a 26-time coach of the year and a member of 10 halls of fame, including the inaugural class of the College Baseball Foundation Hall of Fame in 2006.

Fraser passed away on Jan. 20, 2013 at the age of 79. In recognition of his lifetime accomplishments and a distinguished legacy of helping others, the University of Miami created the Ron Fraser Wizard Fund to honor the Hall of Fame coach with a bronze statue to outside Alex Rodriguez Park at Mark Light Field. It was installed on the afternoon of April 24, 2015 - just before Miami was to begin its annual rivalry series with Florida State.

# JIM MORRIS: 25 YEARS OF EXCELLENCE AT THE U

## 1994-2018: 1,090-472-3 (.696)

It didn't matter if his roster was full of rookies or veterans, Jim Morris produced some of college baseball's most consistent and dominant teams in his 25 seasons at the University of Miami. With a talented staff around him, Morris' Hurricanes were continually the class of collegiate baseball, having won national titles in 1999 and 2001 and the ACC Baseball Regular Season Championship in 2008, 2014 and 2016.

In his 25-season tenure at Miami, no program qualified for the College World Series as much as Morris and his Hurricanes. Miami, which has qualified for the NCAA Tournament on 45 occasions, made it to Omaha in 13 of Morris' 25 seasons in Coral Gables - including most recently in 2016, when Miami was awarded the No. 3 national seed for the NCAA postseason.

Morris set an NCAA record for guiding a program to the CWS in each of his first six years at UM. In addition, Morris has won 17 of 23 NCAA Regional appearances at UM, including a record 13 straight to start his tenure in Coral Gables. His teams qualified for NCAA Regionals for a streak of 32 straight years, beginning with his final nine seasons (1985-1993) at Georgia Tech and his first 23 seasons at Miami (1994-2016).

A three-time national coach of the year and 2008 Atlantic Coast Conference Coach of the Year, Morris directed the Hurricanes to a 1,090-472-3 (.696) mark since arriving in 1994. Including his 12 seasons at Georgia Tech (1982-93), Morris forged a 1,594-716-4 (.689) Division I record in 37 years as a head coach. Overall, Morris was the head coach at the collegiate level for 41 seasons, spending the first four at DeKalb (Ga.) C.C. from 1976-79, and recorded a 1,697-729-4 (.694) mark.

In addition to carrying on Miami's great baseball reputation in his 25-year tenure, Morris personally led the charge in the construction of Alex Rodriguez Park, and logged hundreds of hours raising funds for the stadium's renovation prior to its reopening in 2009.

Morris reached two coaching milestones in 2016, as he led the program to its 25th College World Series appearance in history, its third straight ACC Coastal Division title and the program's second ACC Regular Season Championship in a three-year span. The Hurricanes posted a 50-win season (50-14) for the second straight year, marking the first such instance for Miami since 1998 / 1999.

Morris became just the sixth coach in the history of Division I baseball to reach the 1,500-win plateau when Miami topped Louisville 8-4 in dramatic fashion on March 18, 2016. A walk-off grand slam from Willie Abreu gave Morris his 1,500th.

Eight days later, Miami topped Clemson 5-4 in 11 innings - also in walk-off fashion - to send Morris to his 1,000th win at the helm of the Hurricanes.

Miami captured the 2014 ACC Regular Season Championship under his watch, recording 24 wins in conference play for the first time in program history. The conference win total set a new record for the program and tied the ACC's all-time single-season win total.

Morris reached two coaching milestones in the first half of the 2014 season. He became just the eighth Division I coach to reach 1,400 wins in a 5-2 win over Boston College on March 8, and won his 900th game at Miami in a 7-1 upset of No. 3 Virginia on March 22. The Hurricanes, who have never missed the Atlantic Coast Conference Championship since joining the ACC in 2004, qualified for their 10th straight conference tournament under Morris and earned a Regional host spot for their 42nd consecutive postseason trip.

On March 15, 2013, Morris won his 1,500th game as a head coach in signature fashion - upsetting No. 1 North Carolina on the road at Boshamer Stadium in Chapel Hill, N.C.

Morris reached a number of other coaching milestones in his time in Coral Gables. His 1,000th Division-I game on April 4, 2004, at his old stomping grounds at Georgia Tech. He also achieved another milestone during the 2004 season, winning his 500th game at the helm of the Miami program. Morris' 500th win came just a few weeks following his 1,000th overall win as a Division-I head coach by beating Florida State 7-3 on April 17. His 600th win at Miami fittingly came in UM's 2006 Regional Opener against San Francisco on June 2, an 11-2 win that began the greatest run to the postseason in Miami's history. He is the

second Hurricanes' head coach to win 500 games at Miami, joining Ron Fraser, who won 1,271 games from 1963-1992 in Coral Gables.

The 2008 season saw the Hurricanes reach their 11th CWS and reach the 50-win plateau for the seventh time under Morris. The team finished with an overall record of 53-11 (.828), the highest winning percentage for a Miami team in 16 seasons. The Hurricanes, after going 43-8 overall and 23-5 in ACC play during the regular season, went on to win their first ACC title at the 2008 ACC Championship in Jacksonville. Miami would go on to host and win both the Coral Gables Regional (vs. Bethune-Cookman, Mississippi and Missouri) and the Coral Gables Super Regional (vs. Arizona) on its path to Omaha. Morris earned ACC Coach of the Year honors for his leadership in 2008 while eight Hurricanes were named to the All-ACC team, including left-hander Chris Hernandez, who was named ACC Freshman of the Year.

For the first time in school history, three Hurricanes were selected in the first round of the Major League Baseball Draft in 2008. Junior first baseman Yonder Alonso (7th overall to the Cincinnati Reds), junior second baseman Jamile Weeks (12th overall to the Oakland Athletics) and junior right-handed pitcher Carlos Gutierrez (27th overall to the Minnesota Twins) were the first three of eight total Canes taken in the 2008 draft.

Affectionately known as "3" by those surrounding the UM program, Morris and the Hurricanes claimed the 2001 National Championship with a 12-1 victory over Stanford in the College World Series finale at Rosenblatt Stadium. The 11-run margin of victory over the Cardinal tied a 45-year-old CWS record for a championship game, while the Hurricanes' 12.3 runs per game set a new CWS mark. Miami had also defeated Tennessee twice, 21-13 and 12-6, and Southern California, 4-3, to advance to the title game.

Miami finished the 2001 season riding a NCAA-high 17-game win streak, including a nine-game sweep during the postseason. The Hurricanes claimed the Coral Gables

Regional championship with wins over Bucknell, Florida and Stetson, followed by a two-game sweep of Clemson in the Coral Gables Super Regional. The Hurricanes' 53-12 overall record in 2001 marked the most in wins (53) and winning percentage (.815) under Morris.

Collegiate Baseball Newspaper and the American Baseball Coaches Association each honored Morris with its National Coach of the Year honors following his 2001 title to give him five such honors for his career. He additionally won top honors from Collegiate Baseball and the ABCA after the Hurricanes defeated Florida State, 6-5, for the 1999 National Championship. Morris' first National Coach of the Year honor came in his first season at Miami in 1994.

Athletic Director Paul Dee officially appointed Morris Miami's eighth baseball coach on November 4, 1993. Morris graciously accepted and opened a new chapter in his storied coaching career.

Leaving Georgia Tech, which was the preseason No. 1 team in 1994, had to be tough, but the usually candid Morris put it in perspective: "I'm going from the No. 1 team in the country, to the No. 1 program in the country."

In 1982, Morris would accept a huge challenge in accepting the head coaching job at Georgia Tech. It was a reclamation project as the Yellow Jackets were on the backside of four straight losing seasons and were 4-23 in their first two seasons in the Atlantic Coast Conference.

At Georgia Tech, Morris was the all-time leader in coaching victories, in any of the school's varsity sports, as he had 12 straight winning seasons, nine straight NCAA regional berths, four straight Atlantic Coast Conference titles (1985-88) and a school-record 51 wins in 1987.

Over 150 professional baseball players have played under Morris during their college careers at Miami, Georgia Tech and DeKalb.

Among the players Morris coached at Miami that went on to play in the Major Leagues were Ryan Braun, Yasmani Grandal, Yonder Alonso, Danny Valencia, Peter O'Brien, Andrew Suarez, Chris Herrmann, Pat Burrell, Alex Cora, Bobby Hill, Aubrey Huff, Chris Perez, Cesar Carrillo, Brian Barton, Gaby Sanchez, Charlton Jimerson, Jay Tessmer, Danny Graves and Jason Michaels, among others. Standout players under Morris from his days at Georgia Tech were Nomar Garciaparra, Jay Payton and Jason Varitek.

# YEARLY RECORDS

## INDEPENDENT

YEAR	OVERALL	HEAD COACH
1940	1-4	Jack Harding
1941	N/A	N/A
1942	N/A	N/A
1943	N/A	N/A
1944	N/A	N/A
1945	N/A	N/A
1946	2-7	Eddie Dunn
1947	11-2	Eddie Dunn
1948	9-10	Eddie Dunn
1949	14-8	Eddie Dunn
1950	8-7	Eddie Dunn
1951	12-7	Eddie Dunn
1952	6-12-1	Eddie Dunn
1953	10-9-1	Eddie Dunn
1954	10-11	Eddie Dunn
1955	15-7	Perry Moss
1956	9-8	Jimmie Foxx
1957	11-12	Jimmie Foxx
1958	16-11	Whitey Campbell
1959	15-10-1	Jack Harding
1960	19-7	Whitey Campbell
1961	17-9-3	Whitey Campbell
1962	17-9	Whitey Campbell
1963	18-9	Ron Fraser
1964	20-9-1	Ron Fraser
1965	23-12-1	Ron Fraser
1966	19-18-1	Ron Fraser
1967	23-15-1	Ron Fraser
1968	27-11-1	Ron Fraser
1969	31-11	Ron Fraser
1970	28-15-1	Ron Fraser
1971	35-11	Ron Fraser
1972	32-17	Ron Fraser
1973	42-17	Ron Fraser
1974	51-11	Ron Fraser
1975	45-14	Ron Fraser
1976	41-15	Ron Fraser
1977	44-13	Ron Fraser
1978	50-12	Ron Fraser
1979	55-11	Ron Fraser
1980	59-12	Ron Fraser
1981	61-10	Ron Fraser
1982	55-17-1	Ron Fraser
1983	61-21	Ron Fraser
1984	48-28	Ron Fraser
1985	64-16	Ron Fraser
1986	50-17	Ron Fraser
1987	35-24-1	Ron Fraser
1988	52-14-1	Ron Fraser
1989	49-18	Ron Fraser
1990	52-13	Ron Fraser
1991	46-17	Ron Fraser
1992	55-10	Ron Fraser

YEAR	OVERALL	HEAD COACH
1993	36-22	Brad Kelley
1994	49-14	Jim Morris
1995	48-17	Jim Morris
1996	50-14	Jim Morris
1997	51-18	Jim Morris
1998	51-12	Jim Morris
1999	50-13	Jim Morris
2000	41-19-1	Jim Morris
2001	53-12	Jim Morris
2002	34-29	Jim Morris
2003	45-17-1	Jim Morris
2004	50-13	Jim Morris

## ACC

YEAR	OVERALL	ACC	FINISH	HEAD COACH
2005	41-19-1	19-10-1	3rd	Jim Morris
2006	42-24	17-13	5th/4th Coastal	Jim Morris
2007	37-24	17-13	5th/3rd Coastal	Jim Morris
2008	53-11	23-5	1st/1st Coastal	Jim Morris
2009	38-22	18-12	5th/3rd Coastal	Jim Morris
2010	43-20	20-10	3rd/3rd Coastal	Jim Morris
2011	38-23	19-10	4th/4th Coastal	Jim Morris
2012	36-23	16-14	6th/3rd Coastal	Jim Morris
2013	37-25	14-16	8th/5th Coastal	Jim Morris
2014	44-19	24-6	1st/1st Coastal	Jim Morris
2015	50-17	22-8	2nd/1st Coastal	Jim Morris
2016	50-14	21-7	1st/1st Coastal	Jim Morris
2017	31-27	16-13	6th/3rd Coastal	Jim Morris
2018	28-26	16-13	6th/3rd Coastal	Jim Morris
2019	41-20	18-12	4th/2nd Coastal	Gino DiMare
2020	12-4	3-0	DNF: COVID-19	Gino DiMare
2021	33-21	20-15	4th/2nd Coastal	Gino DiMare
2022	40-20	20-10	2nd/2nd Coastal	Gino DiMare
2023	42-21	18-12	4th/2nd Coastal	Gino DiMare

### RECORD BREAKDOWN

Games Played: 3,953  
 All-Time Record: 2,767-1,168-18  
 Winning Percentage: .702  
 Independent: 2,031-788-17 (.716)  
 As Member of ACC: 736-380-1 (.659)  
 ACC Play: 342-200-1 (.631)

### RECORD BY COACH

Jack Harding	16-14-1
Eddie Dunn	82-73-2
Perry Moss	15-7
Jimmie Foxx	20-20
Whitey Campbell	69-36-3
Ron Fraser	1,271-438-9
Brad Kelley	36-22
Jim Morris	1,090-472-3
Gino DiMare	168-86

# ALL-TIME RESULTS

## JACK HARDING

1940

### 1940 I-4 (.200)

-	W	13-12	Newberry	-
-	L	5-7	Tampa	-
4/9	L	13-18	Florida	Gainesville, Fla.
-	L	2-16	Rollins	-
-	L	5-13	Rollins	-

## EDDIE DUNN

1946-1954

### 1946 2-7 (.222)

4/15	L	5-8	Auburn	Auburn, Ala.
4/16	L	0-7	Ft. Benning Inf.	Ft. Benning, Ga.
4/16	W	9-5	Ft. Benning Para	Ft. Benning, Ga.
4/26	L	7-13	Jacksonville N.A.S.	Coral Gables, Fla.
4/27	L	4-6	Jacksonville N.A.S.	Coral Gables, Fla.
4/29	W	6-4	McDill AFB	Coral Gables, Fla.
4/30	L	11-13	McDill AFB	Coral Gables, Fla.
5/2	L	0-1	Auburn (13)	Coral Gables, Fla.
5/3	L	7-11	Auburn	Coral Gables, Fla.

### 1947

### II-2 (.846)

4/4	W	1-0	Florida	Coral Gables, Fla.
4/5	W	1-0	Florida (10)	Coral Gables, Fla.
4/9	W	5-3	Florida Southern	Lakeland, Fla.
4/10	W	4-1	Florida Southern	Lakeland, Fla.
4/11	L	2-4	Rollins	Winter Park, Fla.
4/18	W	3-1	Tampa	Tampa, Fla.
4/24	W	4-1	Stetson	Miami Beach, Fla.
4/25	L	2-5	Stetson	Miami Beach, Fla.
5/3	W	6-3	Rollins	Coral Gables, Fla.
5/3	W	9-8	Rollins	Coral Gables, Fla.
5/10	W	4-1	Florida Southern	Coral Gables, Fla.
5/10	W	3-0	Florida Southern	Coral Gables, Fla.
5/16	W	9-2	Tampa	Coral Gables, Fla.

### 1948

### 9-10 (.474)

4/2	L	3-4	Rollins	Winter Park, Fla.
4/3	L	4-8	Rollins	Winter Park, Fla.
4/8	L	7-13	Newberry	Newberry, S.C.
4/13	W	9-3	Jacksonville N.A.S.	Coral Gables, Fla.
4/14	W	9-7	Jacksonville N.A.S.	Coral Gables, Fla.
4/19	W	14-3	Stetson	DeLand, Fla.
4/20	W	3-0	Stetson	DeLand, Fla.
4/22	L	0-1	Tampa (10)	Tampa, Fla.
4/23	W	6-5	Florida Southern (10)	Lakeland, Fla.
4/24	L	4-8	Florida Southern	Lakeland, Fla.
4/30	L	6-8	Rollins (10)	Coral Gables, Fla.
5/1	L	1-2	Rollins	Coral Gables, Fla.
5/7	L	8-16	Florida	Gainesville, Fla.
5/8	L	7-8	Florida	Gainesville, Fla.
5/11	W	3-2	Stetson	Coral Gables, Fla.
5/14	W	3-1	Florida Southern	Coral Gables, Fla.
5/15	L	2-4	Florida Southern	Coral Gables, Fla.
5/21	W	7-0	Tampa	Coral Gables, Fla.
5/22	W	10-7	Tampa	Coral Gables, Fla.

### 1949

4/1	W	12-2	Florida Southern	Coral Gables, Fla.
4/2	W	11-8	Florida Southern	Coral Gables, Fla.
4/8	L	4-17	Florida	Coral Gables, Fla.
4/9	W	9-8	Florida	Coral Gables, Fla.
4/11	L	2-8	Florida Southern	Lakeland, Fla.
4/12	W	2-0	Florida Southern	Lakeland, Fla.
4/13	L	4-5	Stetson	DeLand, Fla.
4/14	L	6-8	Stetson	DeLand, Fla.
4/15	L	1-13	Rollins	Winter Park, Fla.
4/16	L	0-3	Rollins	Winter Park, Fla.
4/22	W	3-2	Tampa	Coral Gables, Fla.
4/23	W	14-3	Tampa	Coral Gables, Fla.
4/26	W	10-2	Cherry Point Marines	Coral Gables, Fla.
4/27	W	15-1	Cherry Point Marines	Coral Gables, Fla.
4/29	W	3-2	Stetson	Coral Gables, Fla.
4/30	W	9-3	Stetson	Coral Gables, Fla.
5/6	L	0-2	Rollins	Coral Gables, Fla.
5/7	W	5-4	Rollins	Coral Gables, Fla.
5/13	L	5-9	Florida	Gainesville, Fla.
5/14	W	7-4	Florida	Gainesville, Fla.
5/18	W	7-6	Jacksonville N.A.S. (10)	Coral Gables, Fla.
5/19	W	4-3	Jacksonville N.A.S.	Coral Gables, Fla.

### 14-8 (.636)

### 1950

3/17*	L	0-2	Brooklyn Dodgers	Coral Gables, Fla.
3/18*	L	1-2	Ft. Lauderdale Braves	Coral Gables, Fla.
3/22*	W	3-2	Miami Beach Flamingos	Coral Gables, Fla.
3/30*	L	0-5	Miami Sun Sox	Coral Gables, Fla.
4/7	L	2-3	Florida (13)	Coral Gables, Fla.
4/8	W	5-3	Florida	Coral Gables, Fla.
4/14	W	4-0	Rollins	Coral Gables, Fla.
4/15	L	1-6	Rollins	Coral Gables, Fla.
4/21	W	7-2	Florida Southern	Coral Gables, Fla.
4/22	W	12-2	Florida Southern	Coral Gables, Fla.
4/28	W	5-4	Stetson	Coral Gables, Fla.
4/29	W	10-7	Stetson	Coral Gables, Fla.
5/1	L	4-6	Florida	Gainesville, Fla.
5/2	W	12-9	Florida	Gainesville, Fla.
5/3	L	2-10	Stetson	DeLand, Fla.
5/4	W	13-7	Stetson	DeLand, Fla.
5/5	L	8-10	Rollins	Winter Park, Fla.
5/6	L	1-7	Rollins	Winter Park, Fla.
5/9	L	3-4	Florida Southern (13)	Lakeland, Fla.

### 8-7 (.533)

# ALL-TIME RESULTS

## 1951

3/16*	L	5-13	Brooklyn Dodgers "B"	-
3/17*	L	0-1	Brooklyn Dodgers "B"	-
3/22	W	11-2	Florida State	Coral Gables, Fla.
3/23	L	4-13	Florida State	Coral Gables, Fla.
3/27	L	0-2	Parris Island Marines	-
3/28	W	5-3	Parris Island Marines	-
3/30	W	5-4	Rollins	Coral Gables, Fla.
3/31	W	4-3	Rollins	Coral Gables, Fla.
4/3*	L	2-8	Miami Beach Flamingos	-
4/13	L	3-6	Stetson	Coral Gables, Fla.
4/14	L	3-7	Stetson	Coral Gables, Fla.
4/21	W	11-2	425th Air Force	Coral Gables, Fla.
4/27	W	5-2	Rollins	Winter Park, Fla.
4/29	W	7-6	Rollins	Winter Park, Fla.
4/30	W	4-3	Florida (10)	Gainesville, Fla.
5/1	L	9-17	Florida	Gainesville, Fla.
5/2	L	4-5	Stetson	DeLand, Fla.
5/3	L	8-13	Stetson	DeLand, Fla.
5/11	W	10-1	U of Havana	Coral Gables, Fla.
5/12	W	11-1	U of Havana	Coral Gables, Fla.
5/14	W	7-1	Florida Southern	Coral Gables, Fla.
5/15	W	5-0	Florida Southern	Coral Gables, Fla.

## 12-7 (.632)

## 1953

3/1*	W	11-1	Maritime Academy	
3/8*	L	0-6	Atlanta Crackers	
3/16	W	13-1	Patrick AFB	Coral Gables, Fla.
3/17	L	7-11	Patrick AFB	Coral Gables, Fla.
3/20	W	7-3	Patrick AFB	Cocoa, Fla.
3/21	W	12-5	Patrick AFB	Cocoa, Fla.
3/23	W	9-8	Amherst	Coral Gables, Fla.
3/24	W	12-7	Amherst	Coral Gables, Fla.
3/27	W	9-5	Georgia-Atlanta	Coral Gables, Fla.
3/30	W	18-17	Stetson	Coral Gables, Fla.
3/31	L	0-6	Stetson	Coral Gables, Fla.
4/6	T	12-12	Parris Island Marines	-
4/7	L	3-8	Parris Island Marines	-
4/11	L	6-7	OPA Locka Marines	-
4/17	L	0-9	Rollins	Coral Gables, Fla.
4/18	W	9-8	Rollins	Coral Gables, Fla.
4/22	L	4-11	Stetson	DeLand, Fla.
4/23	W	12-0	Stetson	DeLand, Fla.
4/24	W	10-9	Rollins	Winter Park, Fla.
4/25	L	1-3	Rollins	Winter Park, Fla.
5/8	L	2-4	OPA Locka Marines	-
5/9	L	6-10	OPA Locka Marines (10)	-

## 10-9-1 (.500)

## 1952

3/11*	L	1-7	Brooklyn Dodgers "B"	-
3/22*	L	3-6	Coral Gables Sun Sox	Vero Beach, Fla.
3/24*	L	2-11	Brooklyn Dodgers "B"	-
3/31	L	2-6	Parris Island Marines	-
4/1	L	1-6	Parris Island Marines	-
4/4	L	1-3	Florida State	Tallahassee, Fla.
4/5	L	0-7	Florida State	Tallahassee, Fla.
4/11	L	1-4	Florida	Coral Gables, Fla.
4/12	L	5-8	Florida	Coral Gables, Fla.
4/18	W	6-5	Stetson	Coral Gables, Fla.
4/19	L	4-5	Stetson	Coral Gables, Fla.
4/23	L	2-4	Stetson	DeLand, Fla.
4/24	L	4-6	Stetson	DeLand, Fla.
4/25	L	1-4	Rollins	Winter Park, Fla.
4/26	W	7-1	Rollins	Winter Park, Fla.
4/28	W	7-6	Rollins	Coral Gables, Fla.
4/29	L	1-2	Rollins	Coral Gables, Fla.
5/3	W	14-5	Patrick AFB	Coral Gables, Fla.
5/5	L	3-10	Florida	Gainesville, Fla.
5/6	T	13-13	Florida	Gainesville, Fla.
5/16	W	9-4	Tampa	Coral Gables, Fla.
5/17	W	13-6	Tampa	Coral Gables, Fla.

## 6-12-1 (.316)

## 1954

3/12	L	7-9	Florida	Coral Gables, Fla.
3/13	L	8-9	Florida	Coral Gables, Fla.
3/25	W	17-4	Amherst	Coral Gables, Fla.
3/26	W	7-6	Amherst	Coral Gables, Fla.
3/29	L	0-10	Parris Island Marines	-
3/30	L	2-7	Parris Island Marines	-
4/1	W	8-6	Florida Southern	Coral Gables, Fla.
4/2	W	11-2	Florida Southern	Coral Gables, Fla.
4/9	L	7-8	Rollins	Winter Park, Fla.
4/10	L	1-6	Rollins	Winter Park, Fla.
	L	2-15	Waterloo	Coral Gables, Fla.
	L	0-4	Waterloo	Coral Gables, Fla.
4/16	W	5-1	Stetson	Coral Gables, Fla.
4/17	L	3-12	Stetson	Coral Gables, Fla.
4/30	L	2-10	Stetson	DeLand, Fla.
5/1	L	6-8	Stetson	DeLand, Fla.
5/2	L	0-7	Patrick AFB	Coral Gables, Fla.
5/2	W	9-6	Patrick AFB	Coral Gables, Fla.
5/3	W	3-2	Patrick AFB	Coral Gables, Fla.
5/7	W	4-2	Rollins	Coral Gables, Fla.
5/8	L	3-6	Rollins	Coral Gables, Fla.
5/10	W	15-8	OPA Locka Marines	-
5/11	W	8-1	OPA Locka Marines	-

## 10-11 (.476)





# ALL-TIME RESULTS

## JACK HARDING 1940, 1959

### 1959

3/14	L	1-3	Jacksonville	Jacksonville, Fla.
3/14	W	9-2	Jacksonville	Jacksonville, Fla.
3/21	L	0-4	Ohio State	Coral Gables, Fla.
3/23	W	4-1	Yale	Coral Gables, Fla.
3/25	W	4-3	Georgia Tech	Coral Gables, Fla.
3/26	W	3-2	Yale	Coral Gables, Fla.
3/27	T	2-2	Georgia Tech	Coral Gables, Fla.
3/28	W	6-2	Yale	Coral Gables, Fla.
3/28	L	3-15	Georgia Tech	Coral Gables, Fla.
3/28	L	0-4	Georgia Tech	Coral Gables, Fla.
3/30	L	2-6	Yale (10)	Coral Gables, Fla.
3/30	L	3-4	Yale	Coral Gables, Fla.
3/31	W	11-9	Yale	Coral Gables, Fla.
4/1	W	9-8	Amherst	Coral Gables, Fla.
4/2	W	6-3	Amherst	Coral Gables, Fla.
4/10	L	2-3	Rollins	Coral Gables, Fla.
4/11	W	13-2	Rollins	Coral Gables, Fla.
4/20	L	3-5	Tampa	Tampa, Fla.
4/21	L	1-5	Tampa	Tampa, Fla.
4/22	W	6-5	Florida Southern	Lakeland, Fla.
4/24	L	0-4	Rollins	Winter Park, Fla.
4/25	W	12-7	Rollins	Winter Park, Fla.
5/1	W	4-2	Florida Southern	Coral Gables, Fla.
5/2	W	2-0	Florida Southern (10)	Coral Gables, Fla.
5/8	W	10-3	Stetson	Coral Gables, Fla.
5/9	W	10-0	Stetson (10)	Coral Gables, Fla.

### 15-10-1 (.577)

### 1961

3/16	W	8-3	Rollins	Coral Gables, Fla.
3/17	W	5-4	Rollins	Coral Gables, Fla.
3/18	W	6-5	Ohio State	Coral Gables, Fla.
3/18	T	2-2	Ohio State	Coral Gables, Fla.
3/21	T	4-4	Ohio State (10)	Coral Gables, Fla.
3/22	L	4-6	Ohio State	Coral Gables, Fla.
3/23	W	10-3	Georgia Tech	Coral Gables, Fla.
3/24	W	10-3	Army	Coral Gables, Fla.
3/25	T	5-5	Georgia Tech	Coral Gables, Fla.
3/25	W	5-3	Army	Coral Gables, Fla.
3/30	W	9-0	Wesleyan	Coral Gables, Fla.
3/31	W	7-4	Wesleyan	Coral Gables, Fla.
4/1	W	6-0	Wesleyan	Coral Gables, Fla.
4/10	W	5-2	Tampa (12)	Tampa, Fla.
4/10	W	4-2	Tampa	Tampa, Fla.
4/11	L	3-5	Florida Southern	Lakeland, Fla.
4/12	L	2-7	Rollins	Winter Park, Fla.
4/13	L	3-4	Rollins (13)	Winter Park, Fla.
4/14	L	1-6	Stetson	DeLand, Fla.
4/15	L	5-6	Stetson	DeLand, Fla.
4/17	L	0-2	Florida State	Coral Gables, Fla.
4/18	L	6-14	Florida State	Coral Gables, Fla.
4/22	W	7-2	Florida Southern	Coral Gables, Fla.
4/24	L	4-10	Florida	Gainesville, Fla.
4/25	W	19-9	Florida	Gainesville, Fla.
4/26	W	14-4	Jacksonville	Jacksonville, Fla.
4/26	W	2-0	Jacksonville	Jacksonville, Fla.
5/5	W	3-2	Stetson	Coral Gables, Fla.
5/6	W	4-1	Stetson	Coral Gables, Fla.

### 17-9-3 (.586)

## WHITEY CAMPBELL 1958, 1960-62

### 1960

3/14	L	3-6	Florida State	Coral Gables, Fla.
3/15	L	6-10	Florida State	Coral Gables, Fla.
3/18	L	1-2	Rollins	Coral Gables, Fla.
3/19	W	7-1	Rollins	Coral Gables, Fla.
3/24	W	5-1	Georgia Tech	Coral Gables, Fla.
3/25	W	10-6	Army	Coral Gables, Fla.
3/26	W	4-2	Georgia Tech	Coral Gables, Fla.
3/27	W	11-9	Army	Coral Gables, Fla.
3/28	W	2-1	Furman	Coral Gables, Fla.
3/29	W	6-3	Furman	Coral Gables, Fla.
4/1	L	3-9	Florida	Coral Gables, Fla.
4/2	W	3-2	Florida	Coral Gables, Fla.
4/9	W	12-1	Florida Southern	Lakeland, Fla.
4/11	W	5-0	Stetson	DeLand, Fla.
4/12	L	3-6	Stetson	DeLand, Fla.
4/13	W	1-4	Rollins	Winter Park, Fla.
4/14	W	7-2	Rollins	Winter Park, Fla.
4/16	W	5-4	Jacksonville	Coral Gables, Fla.
4/16	W	7-5	Jacksonville	Coral Gables, Fla.
4/22	W	5-2	Tampa	Coral Gables, Fla.
4/30	W	21-0	Florida Southern	Coral Gables, Fla.
5/6	W	6-0	Stetson	Coral Gables, Fla.
5/7	W	8-1	Stetson	Coral Gables, Fla.
5/12	W	3-1	Tampa	Tampa, Fla.
5/13	L	3-16	Florida State	Tallahassee, Fla.
5/14	L	5-9	Florida State	Tallahassee, Fla.

### 19-7 (.731)

### 1962

3/9	W	14-10	Florida	Coral Gables, Fla.
3/10	L	7-12	Florida	Coral Gables, Fla.
3/19	W	4-1	Ohio State	Coral Gables, Fla.
3/20	L	8-12	Ohio State	Coral Gables, Fla.
3/21	W	7-3	Ohio State	Coral Gables, Fla.
3/22	W	17-7	Army	Coral Gables, Fla.
3/23	W	6-2	Army	Coral Gables, Fla.
3/24	W	5-2	Army	Coral Gables, Fla.
3/29	L	5-8	Wesleyan	Coral Gables, Fla.
3/30	W	7-0	Wesleyan	Coral Gables, Fla.
3/31	L	3-6	Wesleyan	Coral Gables, Fla.
4/6	L	4-9	Florida Southern	Lakeland, Fla.
4/13	W	14-7	Stetson	DeLand, Fla.
4/13	W	12-8	Stetson	DeLand, Fla.
4/14	W	7-2	Stetson	DeLand, Fla.
4/16	W	6-4	Florida State	Tallahassee, Fla.
4/17	L	8-9	Florida State (10)	Tallahassee, Fla.
4/20	L	3-7	Rollins	Coral Gables, Fla.
4/21	W	1-0	Rollins	Coral Gables, Fla.
4/21	L	0-2	Rollins	Coral Gables, Fla.
4/27	W	11-2	Jacksonville	Coral Gables, Fla.
4/28	L	1-8	Jacksonville	Coral Gables, Fla.
4/28	W	7-2	Jacksonville	Coral Gables, Fla.
5/1	W	8-7	Tampa (12)	Tampa, Fla.
5/2	W	7-6	Tampa	Tampa, Fla.
5/2	W	5-0	Tampa	Tampa, Fla.

### 17-9 (.654)

# ALL-TIME RESULTS

## RON FRASER

1963-92

### 1963

3/16	L	3-4	Ohio State (11)	Coral Gables, Fla.
3/21	W	3-1	Army	Coral Gables, Fla.
3/22	W	3-1	Army	Coral Gables, Fla.
3/23	W	6-0	Army	Coral Gables, Fla.
3/25	L	1-6	Wesleyan	Coral Gables, Fla.
3/26	W	8-5	Wesleyan	Coral Gables, Fla.
3/27	W	6-5	Wesleyan (10)	Coral Gables, Fla.
3/28	W	6-4	Wesleyan	Coral Gables, Fla.
4/1	L	1-2	Florida State	Coral Gables, Fla.
4/2	W	4-1	Florida State	Coral Gables, Fla.
4/5	W	4-3	Tampa	Coral Gables, Fla.
4/6	W	7-5	Tampa	Coral Gables, Fla.
4/6	L	2-3	Tampa	Coral Gables, Fla.
4/12	W	9-0	Florida Southern	Coral Gables, Fla.
4/13	L	6-8	Florida Southern	Coral Gables, Fla.
4/13	W	3-1	Florida Southern	Coral Gables, Fla.
4/19	W	11-2	Stetson	Coral Gables, Fla.
4/20	W	1-0	Stetson	Coral Gables, Fla.
4/20	W	7-0	Stetson	Coral Gables, Fla.
4/26	L	2-4	Rollins	Winter Park, Fla.
4/27	L	1-3	Rollins	Winter Park, Fla.
4/27	L	2-3	Rollins	Winter Park, Fla.
5/10	W	8-4	Jacksonville (12)	Jacksonville, Fla.
5/11	W	11-3	Jacksonville	Jacksonville, Fla.
5/11	W	7-3	Jacksonville	Jacksonville, Fla.
5/13	W	4-0	Florida	Gainesville, Fla.
5/14	L	0-11	Florida	Gainesville, Fla.

### 1964

3/13	W	3-1	Florida	Miami, Fla.
3/14	W	2-1	Florida	Coral Gables, Fla.
3/14	L	7-13	Florida	Coral Gables, Fla.
3/19	W	2-0	Army	Coral Gables, Fla.
3/20	W	3-1	Army	Coral Gables, Fla.
3/21	W	9-4	Army	Coral Gables, Fla.
3/23	L	7-10	Ohio State	Coral Gables, Fla.
3/24	L	4-8	Ohio State	Coral Gables, Fla.
3/25	L	1-3	Ohio State	Coral Gables, Fla.
3/26	W	10-2	Wesleyan	Coral Gables, Fla.
3/27	W	2-1	Wesleyan (10)	Coral Gables, Fla.
3/28	L	4-6	Wesleyan	Coral Gables, Fla.
3/28	L	2-4	Ohio State	Coral Gables, Fla.
3/30	W	5-4	Wesleyan	Coral Gables, Fla.
3/30	T	4-4	Wesleyan	Coral Gables, Fla.
4/3	W	7-5	Jacksonville	Coral Gables, Fla.
4/4	W	5-1	Jacksonville	Coral Gables, Fla.
4/4	W	8-3	Jacksonville	Coral Gables, Fla.
4/10	W	10-0	Tampa	Tampa, Fla.
4/11	W	9-6	Tampa	Tampa, Fla.
4/11	W	5-4	Tampa	Tampa, Fla.
4/17	W	2-1	Florida Southern	Lakeland, Fla.
4/18	L	0-3	Florida Southern	Lakeland, Fla.
4/18	W	4-1	Florida Southern	Lakeland, Fla.
4/24	W	12-4	Stetson	DeLand, Fla.
4/25	W	4-1	Stetson	DeLand, Fla.
4/25	W	13-4	Stetson	DeLand, Fla.
5/1	L	8-9	Rollins	Coral Gables, Fla.
5/2	W	3-1	Rollins	Coral Gables, Fla.
5/2	L	1-12	Rollins	Coral Gables, Fla.

### 18-9 (.665)

### 1965

3/12	L	4-7	Florida State	Coral Gables, Fla.
3/13	L	4-9	Florida State	Coral Gables, Fla.
3/13	T	9-9	Florida State	Coral Gables, Fla.
3/22	L	1-2	Michigan State	Coral Gables, Fla.
3/23	W	2-1	Michigan State	Coral Gables, Fla.
3/24	L	2-13	Michigan State	Coral Gables, Fla.
3/25	W	7-3	Army	Coral Gables, Fla.
3/26	L	0-2	Florida	Coral Gables, Fla.
3/27	W	13-2	Army	Coral Gables, Fla.
3/29	W	6-5	Wesleyan	Coral Gables, Fla.
3/30	W	6-4	Wesleyan	Coral Gables, Fla.
3/31	W	6-3	Wesleyan	Coral Gables, Fla.
4/1	W	6-5	Furman	Coral Gables, Fla.
4/2	W	14-2	Furman	Coral Gables, Fla.
4/3	W	7-3	Furman	Coral Gables, Fla.
4/9	L	2-7	Rollins	Winter Park, Fla.
4/10	L	2-3	Rollins	Winter Park, Fla.
4/10	W	6-3	Rollins	Winter Park, Fla.
4/12	W	5-1	Georgia Tech	Atlanta, Ga.
4/13	W	2-1	Georgia Tech	Atlanta, Ga.
4/14	L	3-6	Georgia	Athens, Ga.
4/16	W	9-4	Jacksonville	Jacksonville, Fla.
4/17	W	5-0	Jacksonville	Jacksonville, Fla.
4/17	W	3-2	Jacksonville	Jacksonville, Fla.
4/23	W	2-1	Florida	Gainesville, Fla.
4/24	L	3-7	Florida	Gainesville, Fla.
4/24	W	3-0	Florida	Gainesville, Fla.
4/26	W	3-2	Tampa	Coral Gables, Fla.
4/26	W	4-2	Tampa	Coral Gables, Fla.
4/27	W	5-1	Tampa	Coral Gables, Fla.
4/30	L	2-3	Florida Southern	Coral Gables, Fla.
5/1	L	0-5	Florida Southern	Coral Gables, Fla.
5/1	W	9-1	Florida Southern	Coral Gables, Fla.
5/7	W	15-1	Stetson	Coral Gables, Fla.
5/8	W	3-2	Stetson	Coral Gables, Fla.
5/8	L	6-8	Stetson	Coral Gables, Fla.

### 23-12-1 (.639)





# ALL-TIME RESULTS

## 1970

		28-15-1 (.636)		
3/1	W	3-1	U of Honduras	Coral Gables, Fla.
3/2	W	3-2	U of Honduras	Coral Gables, Fla.
3/3	W	13-2	U of Honduras	Coral Gables, Fla.
3/6	W	5-0	Florida	Coral Gables, Fla.
3/7	W	5-4	Florida	Coral Gables, Fla.
3/10	W	5-2	Biscayne	Coral Gables, Fla.
3/13	W	1-0	Tampa	Coral Gables, Fla.
3/14	W	2-1	Tampa	Coral Gables, Fla.
3/19	W	8-5	Army	Coral Gables, Fla.
3/20	W	7-5	Army	Coral Gables, Fla.
3/21	L	1-10	Florida State	Tallahassee, Fla.
3/22	L	3-8	Florida State	Tallahassee, Fla.
3/23	W	5-4	Penn State	Coral Gables, Fla.
3/24	W	2-0	Rutgers	Coral Gables, Fla.
3/25	L	5-12	Ohio State	Coral Gables, Fla.
3/26	L	1-3	Michigan State	Coral Gables, Fla.
3/27	W	2-1	Connecticut	Coral Gables, Fla.
3/28	W	4-0	Connecticut	Coral Gables, Fla.
3/30	W	7-3	Notre Dame (7)	Coral Gables, Fla.
3/30	W	6-2	Notre Dame (7)	Coral Gables, Fla.
3/31	W	11-8	Colgate	Coral Gables, Fla.
4/1	T	6-6	Michigan State (10)	Coral Gables, Fla.
4/2	W	9-1	Colgate	Coral Gables, Fla.
4/3	L	6-11	Michigan State	Coral Gables, Fla.
4/4	L	3-5	Michigan State	Coral Gables, Fla.
4/6	W	2-0	USF	Coral Gables, Fla.
4/7	W	11-2	USF	Coral Gables, Fla.
4/10	W	8-7	Florida Southern (10)	Lakeland, Fla.
4/11	L	2-3	Florida Southern	Lakeland, Fla.
4/14	W	2-1	Biscayne	Coral Gables, Fla.
4/17	W	3-2	Stetson	Coral Gables, Fla.
4/18	W	3-2	Stetson	Coral Gables, Fla.
4/19	L	7-9	Tulane (7)	Coral Gables, Fla.
4/19	W	1-0	Tulane (7)	Coral Gables, Fla.
4/20	W	6-2	Tulane	Coral Gables, Fla.
4/27	L	6-7	Florida (13)	Gainesville, Fla.
4/28	L	3-9	Florida	Gainesville, Fla.
5/1	L	0-2	Rollins	Coral Gables, Fla.
5/2	L	2-8	Rollins	Coral Gables, Fla.
5/5	W	9-1	Biscayne	Coral Gables, Fla.
5/8	L	4-11	Florida State	Tallahassee, Fla.
5/9	L	2-6	Florida State	Tallahassee, Fla.
5/11	W	8-7	Florida A&M	Tallahassee, Fla.
5/11	L	2-3	Florida A&M	Tallahassee, Fla.

## 1971

### NCAA TOURNAMENT

		35-11 (.761)		
3/5	W	2-0	Florida	Coral Gables, Fla.
3/6	W	7-5	Florida	Coral Gables, Fla.
3/8	W	8-0	Union	Coral Gables, Fla.
3/8	W	5-0	Union	Coral Gables, Fla.
3/9	W	4-1	Union	Coral Gables, Fla.
3/15	W	5-1	Florida Southern	Coral Gables, Fla.
3/16	L	5-8	Florida Southern	Coral Gables, Fla.
3/17	W	5-1	Delaware	Coral Gables, Fla.
3/18	W	6-5	Delaware	Coral Gables, Fla.
3/20	L	4-5	Florida State (10)	Coral Gables, Fla.
3/21	W	5-4	Florida State (10)	Coral Gables, Fla.
3/22	L	2-10	Michigan State	Coral Gables, Fla.
3/23	W	7-6	Ohio State	Coral Gables, Fla.
3/24	W	11-5	Rutgers	Coral Gables, Fla.
3/25	W	14-8	Rutgers	Coral Gables, Fla.
3/26	W	12-2	Ohio State	Coral Gables, Fla.
3/27	L	0-4	Michigan State	Coral Gables, Fla.
3/29	W	10-1	Penn State	Coral Gables, Fla.
3/30	W	9-3	Cornell	Coral Gables, Fla.
3/31	L	0-6	Michigan State	Coral Gables, Fla.
4/1	W	6-5	Penn State	Coral Gables, Fla.
4/1	W	4-2	Michigan State	Coral Gables, Fla.
4/2	W	6-3	Cornell	Coral Gables, Fla.
4/8	W	1-0	Florida A&M	Tallahassee, Fla.
4/9	L	5-7	Florida State	Tallahassee, Fla.
4/10	W	7-4	Florida State	Tallahassee, Fla.
4/14	W	6-2	Biscayne	Coral Gables, Fla.
4/16	W	9-1	Pace	Coral Gables, Fla.
4/17	W	4-0	Tulane	Coral Gables, Fla.
4/17	L	3-4	Tulane	Coral Gables, Fla.
4/18	W	7-5	Tulane	Coral Gables, Fla.
4/21	W	21-4	Biscayne (8)	Miami, Fla.
4/23	W	6-3	USF	Tampa, Fla.
4/24	W	4-1	USF	Tampa, Fla.
4/26	W	13-5	Florida	Gainesville, Fla.
4/27	W	1-0	Florida (12)	Gainesville, Fla.
4/30	W	13-0	Tampa (7)	Coral Gables, Fla.
5/1	W	11-8	Tampa	Coral Gables, Fla.
5/5	W	7-0	Biscayne	Coral Gables, Fla.
5/7	W	8-7	Rollins	Winter Park, Fla.
5/8	L	0-5	Rollins	Winter Park, Fla.
5/10	L	0-2	Stetson	DeLand, Fla.
5/11	W	4-3	Stetson	DeLand, Fla.
5/27+	W	4-3	Georgia Tech	Gastonia, N.C.
5/28+	L	3-7	Mississippi State	Gastonia, N.C.
5/29+	L	3-5	Georgia Tech	Gastonia, N.C.





# ALL-TIME RESULTS

1974

51-II (.823)

1975

45-14 (.763)

## COLLEGE WORLD SERIES

2/22	W	3-2	Jacksonville	Coral Gables, Fla.
2/23	W	9-8	Jacksonville	Coral Gables, Fla.
2/27	W	12-0	Biscayne	Coral Gables, Fla.
3/1	W	4-3	Florida (10)	Coral Gables, Fla.
3/2	L	6-9	Florida (12)	Coral Gables, Fla.
3/3	W	3-0	Florida Tech	Coral Gables, Fla.
3/3	L	1-7	Florida Tech	Coral Gables, Fla.
3/5	W	9-2	St. Joseph's	Coral Gables, Fla.
3/6	W	5-2	St. Joseph's	Coral Gables, Fla.
3/8	L	0-1	Florida Southern (10)	Lakeland, Fla.
3/9	W	3-2	Florida Southern	Lakeland, Fla.
3/11	W	7-4	Indiana	Coral Gables, Fla.
3/12	W	4-2	Indiana	Coral Gables, Fla.
3/12	W	7-6	Indiana	Coral Gables, Fla.
3/13	W	9-3	Memphis	Coral Gables, Fla.
3/14	W	5-2	Memphis	Coral Gables, Fla.
3/16	W	3-2	Florida State	Coral Gables, Fla.
3/17	W	4-3	Florida State	Coral Gables, Fla.
3/18	W	4-3	Seton Hall (10)	Coral Gables, Fla.
3/19	W	16-1	Ohio State	Coral Gables, Fla.
3/20	W	5-2	Buffalo	Coral Gables, Fla.
3/20	W	6-2	Seton Hall	Coral Gables, Fla.
3/22	W	16-1	Buffalo	Coral Gables, Fla.
3/22	W	5-0	Ohio State	Coral Gables, Fla.
3/23	W	4-1	Michigan State	Coral Gables, Fla.
3/25	W	12-3	Montclair State	Coral Gables, Fla.
3/26	W	6-1	Southern Illinois	Coral Gables, Fla.
3/27	W	10-3	Michigan State	Coral Gables, Fla.
3/28	W	12-3	Montclair State	Coral Gables, Fla.
3/29	W	6-1	Southern Illinois	Coral Gables, Fla.
3/30	W	13-3	Michigan State	Coral Gables, Fla.
4/3	W	9-4	FIU	Coral Gables, Fla.
4/4	W	5-1	FIU	Coral Gables, Fla.
4/8	W	4-0	Florida	Gainesville, Fla.
4/9	W	6-5	Florida	Gainesville, Fla.
4/12	W	9-6	Rollins	Coral Gables, Fla.
4/13	L	4-8	Rollins	Coral Gables, Fla.
4/18	L	1-2	Florida State	Tallahassee, Fla.
4/18	L	4-7	Florida State	Tallahassee, Fla.
4/20	W	17-3	Florida State	Tallahassee, Fla.
4/21	W	4-2	Florida A&M	Tallahassee, Fla.
4/21	L	5-8	Florida A&M	Tallahassee, Fla.
4/23	W	6-2	FIU	Miami, Fla.
4/24	W	13-5	Biscayne	Coral Gables, Fla.
4/26	W	7-2	Tampa	Coral Gables, Fla.
4/27	W	11-1	Tampa	Coral Gables, Fla.
5/1	W	19-1	Biscayne	Coral Gables, Fla.
5/3	W	20-2	USF	Tampa, Fla.
5/4	W	9-7	USF	Tampa, Fla.
5/7	W	18-1	Biscayne	Miami, Fla.
5/10	L	7-9	Stetson	Coral Gables, Fla.
5/11	W	4-3	Stetson	Coral Gables, Fla.
5/23+	W	2-1	Georgia Southern	Starkville, Miss.
5/24+	W	7-1	Vanderbilt	Starkville, Miss.
5/25+	W	5-0	South Carolina	Starkville, Miss.
5/26+	L	1-3	South Carolina	Starkville, Miss.
5/27+	W	2-1	South Carolina	Starkville, Miss.
6/7#	W	4-1	Harvard	Omaha, Neb.
6/10#	W	5-1	Oklahoma	Omaha, Neb.
6/12#	W	7-3	USC	Omaha, Neb.
6/13#	L	3-4	Southern Illinois	Omaha, Neb.
6/15#	L	3-7	USC	Omaha, Neb.

## NCAA TOURNAMENT

2/28	W	1-0	Jacksonville (10)	Coral Gables, Fla.
3/1	W	19-1	Jacksonville	Coral Gables, Fla.
3/2	W	10-7	St. Joseph's	Coral Gables, Fla.
3/2	W	4-1	St. Joseph's	Coral Gables, Fla.
3/4	W	12-5	Stetson	DeLand, Fla.
3/5	W	5-2	Stetson	DeLand, Fla.
3/7	L	2-8	Florida	Gainesville, Fla.
3/8	L	1-2	Florida	Gainesville, Fla.
3/10	W	10-1	Buffalo	Coral Gables, Fla.
3/11	W	16-3	FIU	Miami, Fla.
3/12	W	6-2	Biscayne	Coral Gables, Fla.
3/13	W	8-6	Buffalo	Coral Gables, Fla.
3/14	W	11-0	Mercer	Coral Gables, Fla.
3/15	W	4-2	Michigan State	Coral Gables, Fla.
3/16	W	8-5	Buffalo	Coral Gables, Fla.
3/18	L	2-6	Mercer	Coral Gables, Fla.
3/18	W	14-1	Michigan State	Coral Gables, Fla.
3/19	W	6-1	Michigan State	Coral Gables, Fla.
3/20	W	3-2	Buffalo	Coral Gables, Fla.
3/21	L	1-3	LSU	Coral Gables, Fla.
3/22	W	9-2	LSU	Coral Gables, Fla.
3/23	W	13-0	LSU	Coral Gables, Fla.
3/25	L	0-3	Florida State	Coral Gables, Fla.
3/26	W	2-0	Florida State	Coral Gables, Fla.
3/26	L	7-10	Florida State	Coral Gables, Fla.
3/27	W	7-4	Army	Coral Gables, Fla.
3/28	W	13-1	Army	Coral Gables, Fla.
3/29	W	7-0	Army	Coral Gables, Fla.
3/30	L	6-14	Westchester State	Coral Gables, Fla.
3/31	L	3-5	Westchester State	Coral Gables, Fla.
4/1	W	8-6	FIU	Coral Gables, Fla.
4/4	L	0-8	Florida State	Tallahassee, Fla.
4/5	L	2-5	Florida State	Tallahassee, Fla.
4/8	W	3-2	FIU	Coral Gables, Fla.
4/9	W	2-1	Biscayne	Miami, Fla.
4/11	W	6-2	USF	Coral Gables, Fla.
4/12	W	6-2	USF	Coral Gables, Fla.
4/13	W	12-1	Tampa	Coral Gables, Fla.
4/15	W	6-5	Tampa	Coral Gables, Fla.
4/16	W	7-1	Biscayne	Coral Gables, Fla.
4/18	W	3-2	Tulane	Coral Gables, Fla.
4/19	W	9-8	Tulane	Coral Gables, Fla.
4/20	W	2-1	Tulane	Coral Gables, Fla.
4/22	W	9-3	FIU	Miami, Fla.
4/23	W	3-2	Florida Southern (10)	Coral Gables, Fla.
4/24	W	5-4	Florida Southern	Coral Gables, Fla.
4/25	W	3-1	Eckerd	Coral Gables, Fla.
4/26	W	3-1	Eckerd	Coral Gables, Fla.
5/1	W	8-0	Biscayne	Coral Gables, Fla.
5/3	W	6-1	Florida	Coral Gables, Fla.
5/4	W	6-5	Florida	Coral Gables, Fla.
5/6	W	5-2	Jacksonville	Jacksonville, Fla.
5/7	W	1-0	Jacksonville	Jacksonville, Fla.
5/8	L	5-6	Rollins	Winter Park, Fla.
5/9	L	0-1	Florida Tech	Orlando, Fla.
5/23+	L	0-1	Florida State	Starkville, Miss.
5/24+	W	8-7	Murray State	Starkville, Miss.
5/24+	W	8-1	LSU	Starkville, Miss.
5/25+	L	5-6	Florida State	Starkville, Miss.

# ALL-TIME RESULTS

**1976**

**NCAA TOURNAMENT**

2/23	L	1-5	Florida State	Coral Gables, Fla.
2/27	W	4-1	Tampa	Coral Gables, Fla.
2/28	W	4-0	Tampa	Coral Gables, Fla.
3/1	L	2-12	Florida	Gainesville, Fla.
3/2	L	6-9	Florida	Gainesville, Fla.
3/3	W	6-3	Florida Southern	Lakeland, Fla.
3/4	W	3-1	Tampa	Tampa, Fla.
3/5	W	1-0	USF	Tampa, Fla.
3/6	L	0-3	USF	Tampa, Fla.
3/8	W	10-2	North Carolina	Coral Gables, Fla.
3/9	W	2-1	North Carolina (10)	Coral Gables, Fla.
3/9	W	2-1	North Carolina	Coral Gables, Fla.
3/10	L	4-6	North Carolina	Coral Gables, Fla.
3/12	W	4-3	Westchester State	Coral Gables, Fla.
3/13	W	13-0	Southern Illinois	Coral Gables, Fla.
3/14	W	19-3	Southern Illinois	Coral Gables, Fla.
3/15	L	2-9	Southern Illinois	Coral Gables, Fla.
3/16	W	9-6	Southern Illinois	Coral Gables, Fla.
3/17	W	4-1	Mercer	Coral Gables, Fla.
3/18	W	5-4	Mercer	Coral Gables, Fla.
3/19	W	11-3	Mercer	Coral Gables, Fla.
3/20	W	6-2	Michigan State	Coral Gables, Fla.
3/22	W	10-1	Massachusetts	Coral Gables, Fla.
3/23	W	9-3	Seton Hall	Coral Gables, Fla.
3/24	W	6-5	Michigan State	Coral Gables, Fla.
3/25	W	18-6	Massachusetts	Coral Gables, Fla.
3/26	W	5-1	Seton Hall	Coral Gables, Fla.
3/27	W	9-6	Michigan State	Coral Gables, Fla.
3/29	W	10-0	Michigan State	Coral Gables, Fla.
3/29	W	9-3	Michigan State	Coral Gables, Fla.
3/30	W	13-3	Michigan State	Coral Gables, Fla.
4/1	W	3-1	Maine	Coral Gables, Fla.
4/2	W	8-2	Maine	Coral Gables, Fla.
4/3	W	7-5	Maine	Coral Gables, Fla.
4/5*	L	4-11	Baltimore Orioles	Coral Gables, Fla.
4/8	W	6-3	Biscayne	Miami, Fla.
4/9	W	2-0	Eckerd	Coral Gables, Fla.
4/10	L	4-5	Eckerd	Coral Gables, Fla.
4/14	W	11-1	FIU	Miami, Fla.
4/16	W	6-2	Biscayne	Coral Gables, Fla.
4/17	W	10-1	Biscayne	Miami, Fla.
4/20	L	11-12	FIU	Miami, Fla.
4/22	W	7-4	Jacksonville	Jacksonville, Fla.
4/23	L	0-2	Jacksonville	Jacksonville, Fla.
4/27	W	15-5	FIU	Coral Gables, Fla.
4/28	L	2-3	Biscayne (13)	Coral Gables, Fla.
4/29	L	6-7	FIU	Coral Gables, Fla.
4/30	W	14-1	Stetson	Coral Gables, Fla.
5/1	W	6-5	Stetson (12)	Coral Gables, Fla.
5/3	L	1-6	Georgia Southern	Statesboro, Ga.
5/4	W	8-2	Georgia Southern	Statesboro, Ga.
5/5	W	6-1	Florida State	Tallahassee, Fla.
5/6	W	9-7	Florida State	Tallahassee, Fla.
5/6	L	4-20	Florida State	Tallahassee, Fla.
5/28+	L	3-11	Oklahoma	Arlington, Texas
5/29+	W	6-0	Lamar	Arlington, Texas
5/30+	L	0-5	Texas	Arlington, Texas

**41-15 (.732)**

**1977**

**NCAA TOURNAMENT**

2/18	L	6-7	Stetson	DeLand, Fla.
2/19	W	6-0	Stetson	DeLand, Fla.
2/22	W	5-0	St. Leo	Coral Gables, Fla.
2/23	W	6-5	St. Leo	Coral Gables, Fla.
2/25	L	6-9	Florida	Coral Gables, Fla.
2/26	W	5-4	Florida	Coral Gables, Fla.
3/1	W	3-2	FIU	Coral Gables, Fla.
3/2	W	10-2	Biscayne	Miami, Fla.
3/5	W	6-5	Florida Southern (12)	Coral Gables, Fla.
3/7	L	1-4	LSU	Baton Rouge, La.
3/8	W	6-4	LSU	Baton Rouge, La.
3/9	L	0-1	LSU	New Orleans, La.
3/10	W	2-1	LSU	New Orleans, La.
3/11	W	11-6	Tulane	New Orleans, La.
3/14	L	4-7	Miami (OH)	Coral Gables, Fla.
3/15	W	6-3	Biscayne	Coral Gables, Fla.
3/16	W	4-3	Biscayne	Coral Gables, Fla.
3/17	L	4-5	Miami (OH)	Coral Gables, Fla.
3/18	W	16-5	Seton Hall	Coral Gables, Fla.
3/19	W	13-7	Southern Illinois	Coral Gables, Fla.
3/20	W	18-3	Bowling Green	Coral Gables, Fla.
3/21	W	4-3	Massachusetts (10)	Coral Gables, Fla.
3/22	W	8-1	Maine	Coral Gables, Fla.
3/23	L	4-7	Southern Illinois	Coral Gables, Fla.
3/24	L	2-3	Massachusetts (11)	Coral Gables, Fla.
3/25	W	6-1	Maine	Coral Gables, Fla.
3/26	W	1-0	Southern Illinois	Coral Gables, Fla.
3/27	W	8-7	Maine	Coral Gables, Fla.
3/29	W	12-5	FIU	Miami, Fla.
3/30	W	10-3	Buffalo	Coral Gables, Fla.
3/31*	L	7-11	Baltimore Orioles	Coral Gables, Fla.
4/1	W	11-0	Buffalo	Coral Gables, Fla.
4/2	W	11-3	Jacksonville	Coral Gables, Fla.
4/3	L	3-6	Jacksonville	Coral Gables, Fla.
4/4	W	7-5	Buffalo	Coral Gables, Fla.
4/5	W	12-0	Buffalo	Coral Gables, Fla.
4/7	W	10-1	Tampa	Coral Gables, Fla.
4/8	W	10-1	Georgia Southern	Coral Gables, Fla.
4/9	W	4-3	Georgia Southern	Coral Gables, Fla.
4/11	W	13-4	Buffalo	Coral Gables, Fla.
4/12	W	3-0	Buffalo	Coral Gables, Fla.
4/15	W	17-10	USF	Coral Gables, Fla.
4/16	W	15-4	USF	Coral Gables, Fla.
4/19	L	10-14	Florida State	Tallahassee, Fla.
4/20	W	10-4	Florida State	Tallahassee, Fla.
4/22	W	4-0	Biscayne	Coral Gables, Fla.
4/23	W	7-5	Biscayne	Coral Gables, Fla.
4/25	W	12-10	Florida State	Coral Gables, Fla.
4/26	W	12-3	Florida State	Coral Gables, Fla.
4/26	W	10-2	Florida State	Coral Gables, Fla.
4/29	W	13-4	Eckerd	Coral Gables, Fla.
4/30	L	3-4	Eckerd	Coral Gables, Fla.
5/4	W	7-6	FIU	Miami, Fla.
5/20+	W	6-1	Morehead State	Coral Gables, Fla.
5/21+	W	5-2	Mississippi	Coral Gables, Fla.
5/22+	W	10-3	Clemson	Coral Gables, Fla.
5/22+	L	9-10	Clemson	Coral Gables, Fla.
5/23+	L	2-7	Clemson	Coral Gables, Fla.

**44-13 (.772)**

HISTORY

# ALL-TIME RESULTS

**1978**

**50-12 (.806)**

**1979**

**55-11 (.833)**

## COLLEGE WORLD SERIES

2/17	W	5-0	Florida Tech	Coral Gables, Fla.
2/25	L	4-5	Florida	Gainesville, Fla.
2/26	L	3-4	Florida	Gainesville, Fla.
2/27	W	5-2	Florida A&M	Coral Gables, Fla.
2/28	W	13-2	Florida A&M	Coral Gables, Fla.
3/1	W	9-5	Biscayne	Miami, Fla.
3/3	W	7-5	Jacksonville	Coral Gables, Fla.
3/4	W	3-1	Jacksonville	Coral Gables, Fla.
3/6	W	11-0	St. Joseph's	Coral Gables, Fla.
3/7	W	6-4	St. Joseph's	Coral Gables, Fla.
3/9	W	27-3	Florida Tech	Orlando, Fla.
3/10	W	10-1	Florida Tech	Orlando, Fla.
3/11	W	7-4	Florida Tech	Orlando, Fla.
3/13	W	14-2	Biscayne	Miami, Fla.
3/15	W	7-1	New York Tech	Coral Gables, Fla.
3/15	W	6-5	New York Tech	Coral Gables, Fla.
3/16	W	3-2	Western Kentucky	Coral Gables, Fla.
3/17	L	0-12	Southern Illinois	Coral Gables, Fla.
3/18	L	4-7	Miami (OH)	Coral Gables, Fla.
3/19	W	5-1	Bowling Green	Coral Gables, Fla.
3/20	W	8-1	Westchester State	Coral Gables, Fla.
3/21	W	3-1	Southern Illinois	Coral Gables, Fla.
3/22	W	3-0	Massachusetts	Coral Gables, Fla.
3/23	W	5-2	Westchester State	Coral Gables, Fla.
3/24	W	4-2	Southern Illinois	Coral Gables, Fla.
3/25	W	19-4	Massachusetts	Coral Gables, Fla.
3/27	W	12-2	Howard	Coral Gables, Fla.
3/27	W	3-1	Buffalo	Coral Gables, Fla.
3/28	W	6-1	Glassboro State	Coral Gables, Fla.
3/29	W	3-2	Buffalo (10)	Coral Gables, Fla.
3/30	W	8-1	Buffalo	Coral Gables, Fla.
3/31	W	4-2	Buffalo	Coral Gables, Fla.
4/1	L	4-6	Buffalo	Coral Gables, Fla.
4/2	W	3-1	Buffalo	Coral Gables, Fla.
4/5*	L		Montreal Expos	Coral Gables, Fla.
4/8	W	5-4	Tampa	Coral Gables, Fla.
4/8	W	9-2	Tampa	Coral Gables, Fla.
4/9	L	1-2	USF	Coral Gables, Fla.
4/11	L	4-6	Biscayne	Miami, Fla.
4/14	W	8-1	Mercer	Atlanta, Ga.
4/14	W	8-4	Mercer	Atlanta, Ga.
4/15	W	12-4	Troy	Atlanta, Ga.
4/16	W	18-3	Georgia Tech	Atlanta, Ga.
4/18	W	10-6	FIU	Miami, Fla.
4/21	L	2-3	USF	Tampa, Fla.
4/22	W	3-1	USF	Tampa, Fla.
4/26	W	4-1	Biscayne	Coral Gables, Fla.
4/28	W	10-2	Stetson	Coral Gables, Fla.
4/29	W	5-4	Stetson (10)	Coral Gables, Fla.
5/3	W	3-2	FIU (10)	Coral Gables, Fla.
5/9	W	6-1	Georgia Southern	Statesboro, Ga.
5/10	W	7-5	Georgia Southern	Statesboro, Ga.
5/11	L	3-6	Jacksonville	Jacksonville, Fla.
5/12	W	7-6	Jacksonville	Jacksonville, Fla.
5/19+	L	5-8	Clemson	Coral Gables, Fla.
5/20+	W	7-2	Florida State	Coral Gables, Fla.
5/21+	W	7-5	Clemson	Coral Gables, Fla.
5/21+	W	6-0	Marshall	Coral Gables, Fla.
5/22+	W	5-1	Marshall	Coral Gables, Fla.
6/2#	L	3-9	USC	Omaha, Neb.
6/3#	W	12-1	Baylor	Omaha, Neb.
6/5#	W	5-3	Oral Roberts	Omaha, Neb.
6/7#	L	11-3	Arizona State	Omaha, Neb.

## COLLEGE WORLD SERIES

2/16	W	7-5	Marshall	Coral Gables, Fla.
2/17	W	8-3	Marshall	Coral Gables, Fla.
2/23	W	11-3	FIU	Coral Gables, Fla.
2/24	W	12-4	FIU	Coral Gables, Fla.
3/1	W	17-0	Florida A&M	Coral Gables, Fla.
3/2	W	14-0	Florida A&M	Coral Gables, Fla.
3/3	W	8-2	Florida	Coral Gables, Fla.
3/4	W	5-2	Florida	Coral Gables, Fla.
3/5	W	20-8	James Madison	Coral Gables, Fla.
3/6	W	6-2	St. Joseph's	Coral Gables, Fla.
3/7	L	0-6	Jacksonville	Jacksonville, Fla.
3/9	W	8-5	St. Joseph's	Coral Gables, Fla.
3/10	W	11-6	Ithaca	Coral Gables, Fla.
3/10	W	11-2	Southern Illinois	Coral Gables, Fla.
3/11	W	21-0	Ithaca	Coral Gables, Fla.
3/12	L	1-2	Oklahoma State	Coral Gables, Fla.
3/13	L	0-7	Southern Illinois	Coral Gables, Fla.
3/14	W	3-1	Texas A&M	Coral Gables, Fla.
3/15	W	6-0	Oklahoma State	Coral Gables, Fla.
3/16	W	5-3	Southern Illinois	Coral Gables, Fla.
3/17	L	3-4	Texas A&M (12)	Coral Gables, Fla.
3/19	W	9-0	Arizona State	Coral Gables, Fla.
3/20	W	10-1	Arizona State	Coral Gables, Fla.
3/21	W	11-9	Arizona State	Coral Gables, Fla.
3/22	W	7-4	Georgia Southern	Coral Gables, Fla.
3/23	W	10-6	Georgia Southern	Coral Gables, Fla.
3/24	W	10-1	Bowling Green	Coral Gables, Fla.
3/26	W	12-5	Long Island	Coral Gables, Fla.
3/27	W	10-3	St. Francis Brooklyn	Coral Gables, Fla.
3/28	L	1-3	Glassboro State	Coral Gables, Fla.
3/28	W	15-5	St. Francis Brooklyn	Coral Gables, Fla.
3/29	W	9-4	Glassboro State	Coral Gables, Fla.
3/30	W	4-3	Florida State	Coral Gables, Fla.
3/31	W	5-3	Florida State	Coral Gables, Fla.
4/1*	L	3-5	Baltimore Orioles	Coral Gables, Fla.
4/2	W	22-14	Jacksonville	Coral Gables, Fla.
4/3	W	5-0	Jacksonville	Coral Gables, Fla.
4/3	W	14-5	Jacksonville	Coral Gables, Fla.
4/5	W	5-3	Buffalo	Coral Gables, Fla.
4/6	L	3-9	USF	Tampa, Fla.
4/7	W	3-2	USF	Tampa, Fla.
4/8	W	8-3	Buffalo	Coral Gables, Fla.
4/8	W	10-4	Howard	Coral Gables, Fla.
4/9	W	10-7	Buffalo	Coral Gables, Fla.
4/10	W	3-0	Buffalo	Coral Gables, Fla.
4/11	L	2-9	Florida State	Tallahassee, Fla.
4/12	L	2-3	Florida State (11)	Tallahassee, Fla.
4/13	W	1-0	Florida A&M (11)	Tallahassee, Fla.
4/13	L	0-5	Florida A&M	Tallahassee, Fla.
4/14	W	5-3	Buffalo	Coral Gables, Fla.
4/15	W	10-0	Buffalo	Coral Gables, Fla.
4/18	W	10-1	Biscayne	Coral Gables, Fla.
4/20	W	12-3	Stetson	DeLand, Fla.
4/20	W	4-0	Stetson	DeLand, Fla.
4/21	W	14-10	Stetson	DeLand, Fla.
4/24	W	5-1	Biscayne	Coral Gables, Fla.
4/27	W	10-3	USF	Coral Gables, Fla.
4/28	W	14-7	USF	Coral Gables, Fla.
5/10	W	9-0	South Carolina	Columbia, S.C.
5/11	W	9-0	South Carolina (F)	Columbia, S.C.
5/13	W	3-1	South Carolina	Columbia, S.C.
5/14	W	6-1	South Carolina	Columbia, S.C.
5/18+	W	3-1	The Citadel (16)	Coral Gables, Fla.
5/19+	W	2-1	Clemson	Coral Gables, Fla.
5/20+	W	4-1	Clemson	Coral Gables, Fla.
6/1#	L	1-5	Arizona	Omaha, Neb.
6/2#	L	3-9	Pepperdine	Omaha, Neb.

HISTORY

# ALL-TIME RESULTS

**1980**

**COLLEGE WORLD SERIES**

2/9	W	9-1	Lamar	Coral Gables, Fla.
2/10	W	11-5	Lamar	Coral Gables, Fla.
2/11	W	21-1	Lamar	Coral Gables, Fla.
2/16	W	7-0	Florida	Gainesville, Fla.
2/17	W	5-0	Florida	Gainesville, Fla.
2/18	W	5-1	Jacksonville	Jacksonville, Fla.
2/19	L	6-7	Jacksonville	Jacksonville, Fla.
2/19	W	4-0	Jacksonville	Jacksonville, Fla.
2/22	W	10-0	Florida State	Coral Gables, Fla.
2/23	W	4-3	Florida State	Coral Gables, Fla.
2/24	L	8-9	Florida State	Coral Gables, Fla.
2/26	W	7-2	St. Leo	Coral Gables, Fla.
2/27	W	20-2	St. Leo	Coral Gables, Fla.
2/29	W	2-0	South Alabama	Coral Gables, Fla.
3/1	L	4-7	South Alabama	Coral Gables, Fla.
3/2	W	7-1	South Alabama	Coral Gables, Fla.
3/4	W	6-0	St. Joseph's	Coral Gables, Fla.
3/5	W	12-4	St. Joseph's	Coral Gables, Fla.
3/6	L	1-2	Buffalo	Coral Gables, Fla.
3/7	W	4-3	USF	Tampa, Fla.
3/8	W	8-0	USF	Tampa, Fla.
3/9	W	15-8	Buffalo	Coral Gables, Fla.
3/10	W	14-7	Buffalo	Coral Gables, Fla.
3/12	W	2-0	Indiana State	Coral Gables, Fla.
3/13*	L	2-8	Baltimore Orioles	Coral Gables, Fla.
3/14	W	2-1	Oklahoma State	Coral Gables, Fla.
3/15	W	3-1	Indiana State	Coral Gables, Fla.
3/17	W	5-1	Southern Illinois	Coral Gables, Fla.
3/18	L	2-5	Southern Illinois	Coral Gables, Fla.
3/19	W	7-2	Miami (OH)	Coral Gables, Fla.
3/20	W	9-4	Southern Illinois	Coral Gables, Fla.
3/21	W	7-1	Bowling Green	Coral Gables, Fla.
3/22	W	8-1	Southern Illinois	Coral Gables, Fla.
3/25	W	11-2	Delaware	Coral Gables, Fla.
3/26	W	11-4	Florida A&M	Coral Gables, Fla.
3/27	W	20-1	Florida A&M (7)	Coral Gables, Fla.
3/28	W	8-3	Bowling Green	Coral Gables, Fla.
3/29	W	8-5	Jacksonville	Coral Gables, Fla.
3/30	W	12-5	Jacksonville	Coral Gables, Fla.
3/31	W	14-2	Jacksonville	Coral Gables, Fla.
4/2	W	9-0	South Carolina	Coral Gables, Fla.
4/3	W	5-0	South Carolina	Coral Gables, Fla.
4/4	L	5-15	South Carolina	Coral Gables, Fla.
4/5	L	1-8	South Carolina	Coral Gables, Fla.
4/8	W	10-2	FIU	Miami, Fla.
4/11	W	8-1	Texas A&M	College Station, Texas
4/12	W	4-1	Texas A&M (7)	College Station, Texas
4/15	W	7-4	Biscayne	Coral Gables, Fla.
4/16	W	2-1	Biscayne	Coral Gables, Fla.
4/18	W	6-4	USF	Coral Gables, Fla.
4/19	W	9-4	Biscayne	Coral Gables, Fla.
4/22	L	4-6	FIU	Coral Gables, Fla.
4/25	W	17-6	Stetson	Coral Gables, Fla.
4/26	W	11-4	Stetson	Coral Gables, Fla.
4/27	W	3-2	Stetson (10)	Coral Gables, Fla.
4/29	W	13-6	FIU	Coral Gables, Fla.
4/30	W	15-0	Biscayne	Coral Gables, Fla.
5/3	W	10-6	Florida State	Tallahassee, Fla.
5/4	L	5-7	Florida State	Tallahassee, Fla.
5/5	W	7-5	Florida State	Tallahassee, Fla.
5/6	L	3-4	Florida A&M (10)	Tallahassee, Fla.
5/7	W	13-6	Florida A&M	Tallahassee, Fla.
5/8	W	9-2	Mercer	Macon, Ga.
5/9	W	8-2	Mercer	Macon, Ga.
5/10	W	4-3	Mercer	Macon, Ga.
5/25+	W	15-6	South Alabama	Coral Gables, Fla.
5/26+	W	10-3	James Madison	Coral Gables, Fla.
5/27+	W	10-1	Delaware	Coral Gables, Fla.
5/31#	W	13-5	Clemson	Omaha, Neb.
6/2#	W	3-2	Michigan	Omaha, Neb.
6/3#	L	3-9	Hawaii	Omaha, Neb.
6/4#	L	3-4	California	Omaha, Neb.

**59-12 (.831)**

**1981**

**COLLEGE WORLD SERIES**

2/6	W	7-6	USC	Coral Gables, Fla.
2/7	W	6-3	USC	Coral Gables, Fla.
2/8	W	10-9	Southern Calif. (13)	Coral Gables, Fla.
2/20	W	8-5	Florida	Coral Gables, Fla.
2/21	W	2-0	Florida	Coral Gables, Fla.
2/25	W	5-3	Biscayne	Coral Gables, Fla.
2/28	W	13-2	USF	Coral Gables, Fla.
3/1	W	9-2	USF	Coral Gables, Fla.
3/1	W	17-3	USF	Coral Gables, Fla.
3/2	W	14-4	St. Joseph's	Coral Gables, Fla.
3/3	W	11-0	St. Joseph's	Coral Gables, Fla.
3/4	W	15-7	St. Joseph's	Coral Gables, Fla.
3/6	W	4-3	Florida State (10)	Coral Gables, Fla.
3/7	W	10-8	Florida State	Coral Gables, Fla.
3/8	W	19-4	Florida State	Coral Gables, Fla.
3/9	W	6-3	George Washington	Coral Gables, Fla.
3/10	W	2-0	Indiana State	Coral Gables, Fla.
3/11	W	16-1	Indiana State	Coral Gables, Fla.
3/12	W	9-4	Indiana State	Coral Gables, Fla.
3/13	W	5-0	Southern Illinois	Coral Gables, Fla.
3/14	W	6-4	Southern Illinois	Coral Gables, Fla.
3/16	L	1-4	Miami (OH)	Coral Gables, Fla.
3/17	W	11-4	Maine	Coral Gables, Fla.
3/18	W	11-5	Southern Illinois	Coral Gables, Fla.
3/19	W	6-0	Miami (OH)	Coral Gables, Fla.
3/20	W	15-10	Maine	Coral Gables, Fla.
3/21	W	7-4	Southern Illinois	Coral Gables, Fla.
3/22	W	15-9	Maine	Coral Gables, Fla.
3/23	W	12-0	Bowling Green	Coral Gables, Fla.
3/24	W	3-2	Michigan (10)	Coral Gables, Fla.
3/25	W	3-2	Maine	Coral Gables, Fla.
3/27	W	12-3	Michigan	Coral Gables, Fla.
3/28	W	10-3	Michigan	Coral Gables, Fla.
3/29	W	8-1	Bowling Green	Coral Gables, Fla.
4/3	W	1-0	Jacksonville	Coral Gables, Fla.
4/4	W	4-0	Jacksonville	Coral Gables, Fla.
4/4	W	9-6	Jacksonville	Coral Gables, Fla.
4/5	W	21-3	Florida A&M	Coral Gables, Fla.
4/6*	L	2-16	Baltimore Orioles	Coral Gables, Fla.
4/8	W	6-5	Stetson	DeLand, Fla.
4/8	W	5-3	Stetson	DeLand, Fla.
4/9	L	3-9	Stetson	DeLand, Fla.
4/11	L	3-4	USF	Tampa, Fla.
4/11	W	6-5	USF	Tampa, Fla.
4/12	W	7-2	USF	Tampa, Fla.
4/13	W	7-2	Eckerd	Coral Gables, Fla.
4/14	L	9-10	Eckerd	Coral Gables, Fla.
4/17	W	4-2	FIU	Coral Gables, Fla.
4/22	W	5-3	Biscayne	Coral Gables, Fla.
4/24	W	8-7	FIU	Coral Gables, Fla.
4/28	L	2-4	Biscayne	Coral Gables, Fla.
4/29	W	1-2	St. Leo	Coral Gables, Fla.
4/30	W	8-1	St. Leo	Coral Gables, Fla.
5/2	W	3-2	Florida State	Tallahassee, Fla.
5/3	L	4-5	Florida State	Tallahassee, Fla.
5/4	W	4-3	Florida State	Tallahassee, Fla.
5/5	L	1-2	Florida A&M	Tallahassee, Fla.
5/5	W	3-2	Florida A&M (11)	Tallahassee, Fla.
5/6	L	7-8	Florida	Gainesville, Fla.
5/7	W	11-4	Florida	Gainesville, Fla.
5/8	W	4-0	FIU	Coral Gables, Fla.
5/11	W	8-5	FIU	Miami, Fla.
5/13	W	3-0	South Alabama	Mobile, Ala.
5/14	W	4-1	South Alabama	Mobile, Ala.
5/15	W	5-2	South Alabama	Mobile, Ala.
5/21+	W	12-0	Minnesota	Coral Gables, Fla.
5/22+	W	2-0	Middle Tennessee	Coral Gables, Fla.
5/23+	W	14-6	Florida State	Coral Gables, Fla.
5/24+	W	8-6	Florida	Coral Gables, Fla.
5/31#	W	6-1	Maine	Omaha, Neb.
6/3#	L	6-12	Oklahoma State	Omaha, Neb.
6/4#	L	4-5	Texas	Omaha, Neb.

**61-10 (.859)**

HISTORY





# ALL-TIME RESULTS

**1984**

**48-28 (.632)**

## COLLEGE WORLD SERIES

2/3	L	7-9	Florida	Coral Gables, Fla.
2/4	W	10-4	Florida State	Coral Gables, Fla.
2/5	L	4-6	USF	Coral Gables, Fla.
2/7	L	10-11	FAU	Coral Gables, Fla.
2/10	W	6-5	UCLA	Coral Gables, Fla.
2/11	W	7-6	UCLA	Coral Gables, Fla.
2/12	W	7-6	UCLA	Coral Gables, Fla.
2/14	W	17-1	Bethune-Cookman	Coral Gables, Fla.
2/15E	W	10-0	Italian Olympic	Coral Gables, Fla.
2/16	L	2-5	Seton Hall	Coral Gables, Fla.
2/17	W	9-1	Florida	Coral Gables, Fla.
2/18	L	3-10	Florida	Coral Gables, Fla.
2/19	W	15-2	Seton Hall	Coral Gables, Fla.
2/23	W	14-4	Colorado State	Coral Gables, Fla.
2/24	W	7-0	Florida State	Coral Gables, Fla.
2/25	W	14-5	Florida State	Coral Gables, Fla.
2/26	L	6-7	Florida State	Coral Gables, Fla.
3/1	W	2-0	New Orleans	Coral Gables, Fla.
3/2	L	2-5	New Orleans	Coral Gables, Fla.
3/3	L	9-15	New Orleans	Coral Gables, Fla.
3/4	W	9-3	New Orleans	Coral Gables, Fla.
3/6	L	7-8	USF	Tampa, Fla.
3/6	L	1-2	USF	Tampa, Fla.
3/7	L	11-18	USF	Tampa, Fla.
3/9	L	9-14	South Carolina	Coral Gables, Fla.
3/10	W	6-3	South Carolina	Coral Gables, Fla.
3/11	W	13-11	South Carolina	Coral Gables, Fla.
3/13E	L	2-12	Baltimore Orioles	Coral Gables, Fla.
3/14	W	4-3	Southern Illinois	Coral Gables, Fla.
3/15	W	17-0	George Washington	Coral Gables, Fla.
3/16	W	10-7	Southern Illinois	Coral Gables, Fla.
3/17	W	11-7	Southern Illinois	Coral Gables, Fla.
3/18	W	11-4	Rutgers	Coral Gables, Fla.
3/19	W	17-0	Fordham	Coral Gables, Fla.
3/20E	L	5-13	Atlanta Braves	Coral Gables, Fla.
3/21	W	9-7	Michigan State	Coral Gables, Fla.
3/22	W	11-4	Fordham	Coral Gables, Fla.
3/23	W	5-3	Michigan State	Coral Gables, Fla.
3/24	L	4-9	Tulane	Coral Gables, Fla.
3/25	W	8-6	Cornell	Coral Gables, Fla.
3/28	W	8-6	Florida	Gainesville, Fla.
3/28	L	6-7	Florida (8)	Gainesville, Fla.
3/30	W	11-2	USF	Coral Gables, Fla.
3/31	W	20-3	USF	Coral Gables, Fla.
4/1	L	13-16	USF	Coral Gables, Fla.
4/6	L	7-8	Alabama	Coral Gables, Fla.
4/7	L	1-7	Alabama	Coral Gables, Fla.
4/8	W	8-3	Alabama	Coral Gables, Fla.
4/10	W	6-2	FIU	Coral Gables, Fla.
4/11	W	8-5	FIU	Miami, Fla.
4/13	L	2-3	Florida State	Tallahassee, Fla.
4/14	W	4-3	Florida State	Tallahassee, Fla.
4/15	L	4-5	Florida State (11)	Tallahassee, Fla.
4/17	L	7-8	FAU	Coral Gables, Fla.
4/20	W	14-0	LSU	Coral Gables, Fla.
4/21	W	6-5	LSU	Coral Gables, Fla.
4/22	L	9-10	LSU	Coral Gables, Fla.
4/24	W	6-5	FAU	Coral Gables, Fla.
4/26	W	7-3	Stetson	Coral Gables, Fla.
4/27	W	11-1	Stetson	Coral Gables, Fla.
4/28	W	5-4	Stetson	Coral Gables, Fla.
5/6	L	1-3	Maine	Orono, Maine
5/6	L	0-5	Maine	Orono, Maine
5/9	W	5-0	FIU	Miami, Fla.
5/11	W	5-2	FIU	Coral Gables, Fla.
5/12	W	8-3	FIU	Coral Gables, Fla.
5/14	W	13-4	Oral Roberts	Tulsa, Okla.
5/15	L	3-4	Oral Roberts	Tulsa, Okla.
5/17	L	7-8	Wichita State (11)	Wichita, Kan.
5/18	W	14-4	Wichita State	Wichita, Kan.
5/19	W	5-4	Wichita State	Wichita, Kan.
5/24+	W	6-5	Florida	Tallahassee, Fla.
5/26+	W	13-8	Stetson	Tallahassee, Fla.
5/26+	W	6-4	East Carolina	Tallahassee, Fla.
5/27+	L	4-6	South Alabama	Tallahassee, Fla.
5/28+	W	10-2	South Alabama	Tallahassee, Fla.
6/2#	L	6-9	Arizona State	Omaha, Neb.
6/3#	W	13-7	Maine	Omaha, Neb.
6/6#	L	5-13	Cal State Fullerton	Omaha, Neb.

## NATIONAL CHAMPIONS

**1985**

**64-16 (.800)**

## COLLEGE WORLD SERIES

2/1	W	14-5	South Alabama	Coral Gables, Fla.
2/2	W	12-9	South Alabama	Coral Gables, Fla.
2/3	L	5-7	South Alabama	Coral Gables, Fla.
2/5	L	3-4	USF	Tampa, Fla.
2/9	W	5-2	Arkansas	Coral Gables, Fla.
2/9	W	2-1	Arkansas	Coral Gables, Fla.
2/10	W	4-0	Arkansas	Coral Gables, Fla.
2/12	W	14-7	Armstrong State	Coral Gables, Fla.
2/13	W	15-3	Armstrong State	Coral Gables, Fla.
2/15	W	5-2	Florida	Coral Gables, Fla.
2/16	L	2-4	Florida	Coral Gables, Fla.
2/17	W	5-2	Florida	Coral Gables, Fla.
2/18	W	9-4	Seton Hall	Coral Gables, Fla.
2/20	L	1-4	St. Thomas	Coral Gables, Fla.
2/22	L	2-5	Florida State	Coral Gables, Fla.
2/23	W	15-4	Florida State	Coral Gables, Fla.
2/24	W	6-5	Florida State (10)	Coral Gables, Fla.
2/27	W	17-4	Tampa	Coral Gables, Fla.
2/28	W	8-6	New Orleans	Coral Gables, Fla.
3/1	W	10-0	New Orleans	Coral Gables, Fla.
3/2	W	8-3	New Orleans	Coral Gables, Fla.
3/3	W	5-3	New Orleans	Coral Gables, Fla.
3/5	W	7-3	Rice	Coral Gables, Fla.
3/6	W	11-3	Rice	Coral Gables, Fla.
3/8	W	10-1	Maine	Coral Gables, Fla.
3/9	W	9-3	Maine	Coral Gables, Fla.
3/10	W	3-2	James Madison	Coral Gables, Fla.
3/12	W	6-5	Creighton	Coral Gables, Fla.
3/13	W	14-7	Creighton	Coral Gables, Fla.
3/14	W	12-4	Southern Illinois	Coral Gables, Fla.
3/15	W	2-0	Southern Illinois	Coral Gables, Fla.
3/16	W	7-6	Southern Illinois	Coral Gables, Fla.
3/17	W	9-3	Rutgers (7)	Coral Gables, Fla.
3/18	W	14-2	Mercer	Coral Gables, Fla.
3/19	W	11-3	Michigan State	Coral Gables, Fla.
3/20	W	5-3	Maine	Coral Gables, Fla.
3/22	W	18-5	Michigan State (7)	Coral Gables, Fla.
3/23	W	5-1	Mercer	Coral Gables, Fla.
3/23	W	9-4	Maine	Coral Gables, Fla.
3/24	L	2-3	Maine (10)	Coral Gables, Fla.
3/27	W	6-3	Michigan State	Coral Gables, Fla.
3/29	W	5-1	Michigan State	Coral Gables, Fla.
3/30	L	6-7	Michigan State	Coral Gables, Fla.
4/3	W	6-2	FAU	Coral Gables, Fla.
4/5	W	11-1	Southern Calif. (7)	Oklahoma City, Okla.
4/6	L	1-7	Oklahoma	Oklahoma City, Okla.
4/6	W	6-3	Cal State Fullerton	Oklahoma City, Okla.
4/7	W	8-6	USC	Oklahoma City, Okla.
4/9	W	12-1	Barry	Coral Gables, Fla.
4/10	W	6-3	FIU	Coral Gables, Fla.
4/12	W	3-2	Florida State	Tallahassee, Fla.
4/13	L	5-13	Florida State	Tallahassee, Fla.
4/14	W	8-5	Florida State (10)	Tallahassee, Fla.
4/16	W	5-0	Barry	Coral Gables, Fla.
4/17	W	4-3	FIU	Miami, Fla.
4/19	W	11-0	Florida	Gainesville, Fla.
4/20	W	6-4	Florida	Gainesville, Fla.
4/24	W	11-3	FAU	Coral Gables, Fla.
4/29	W	12-10	Stetson	DeLand, Fla.
4/30	L	2-13	Stetson	DeLand, Fla.
4/30	W	4-3	Stetson	DeLand, Fla.
5/3	W	14-10	Alabama	Dothan, Ala.
5/4	L	6-12	Alabama	Tuscaloosa, Ala.
5/5	L	7-11	Alabama	Tuscaloosa, Ala.
5/11	L	6-7	UCF	Coral Gables, Fla.
5/12	W	18-5	UCF	Coral Gables, Fla.
5/12	W	28-5	UCF	Coral Gables, Fla.
5/17	W	9-0	USF	Coral Gables, Fla.
5/18	L	1-2	USF	Coral Gables, Fla.
5/19	W	8-3	USF	Coral Gables, Fla.
5/24+	W	22-6	Princeton	Coral Gables, Fla.
5/26+	W	11-6	Virginia	Coral Gables, Fla.
5/27+	L	1-8	Florida	Coral Gables, Fla.
5/28+	W	12-9	Florida	Coral Gables, Fla.
6/1#	W	17-3	Stanford	Omaha, Neb.
6/5#	L	4-8	Texas	Omaha, Neb.
6/6#	W	2-1	Oklahoma State	Omaha, Neb.
6/8#	W	6-5	Mississippi State	Omaha, Neb.
6/9#	W	2-1	Texas	Omaha, Neb.
6/11#	W	10-6	Texas	Omaha, Neb.

# ALL-TIME RESULTS

1986

50-17 (.746)

1987

35-24-1 (.583)

## COLLEGE WORLD SERIES

2/8	W	5-3	Texas	Coral Gables, Fla.
2/9	W	10-7	Texas	Coral Gables, Fla.
2/11	L	2-7	USF	Tampa, Fla.
2/12	W	6-5	USF	Tampa, Fla.
2/14	W	7-6	Florida	Coral Gables, Fla.
2/15	W	7-6	Florida (10)	Coral Gables, Fla.
2/16	W	5-1	Seton Hall	Coral Gables, Fla.
2/17	W	5-0	Seton Hall	Coral Gables, Fla.
2/21	L	4-12	USF	Coral Gables, Fla.
2/22	W	24-2	USF	Coral Gables, Fla.
2/25	W	6-0	FIU	Coral Gables, Fla.
2/27	W	5-3	FIU (11)	Miami, Fla.
2/28	W	5-4	Florida Southern	Coral Gables, Fla.
3/1	W	9-7	Florida Southern	Coral Gables, Fla.
3/4	L	9-10	St. Thomas	Coral Gables, Fla.
3/7	W	7-6	Maine	Coral Gables, Fla.
3/8	W	4-1	Southern Illinois	Coral Gables, Fla.
3/11	W	6-5	Florida	Gainesville, Fla.
3/12	W	9-7	Florida	Gainesville, Fla.
3/14	W	5-2	Southern Illinois	Coral Gables, Fla.
3/16	W	2-1	Creighton	Coral Gables, Fla.
3/17	W	2-1	Maine	Coral Gables, Fla.
3/18	W	7-6	Rutgers	Coral Gables, Fla.
3/19	W	9-3	Maine	Coral Gables, Fla.
3/22	W	6-2	Maine	Coral Gables, Fla.
3/23	L	6-8	Maine	Coral Gables, Fla.
3/27	L	2-3	Michigan State	Coral Gables, Fla.
3/28	W	7-3	Bowling Green	Coral Gables, Fla.
3/29	W	3-0	Air Force	Coral Gables, Fla.
3/29	W	12-8	Bowling Green	Coral Gables, Fla.
4/1	W	9-1	Barry	Coral Gables, Fla.
4/4	W	10-5	Michigan (7)	Minneapolis, Minn.
4/5E	W	8-0	Panama Olympic	Minneapolis, Minn.
4/5	L	3-7	Minnesota	Minneapolis, Minn.
4/6	L	5-7	Michigan (10)	Minneapolis, Minn.
4/8	W	1-0	Alabama (7)	Mobile, Ala.
4/9	L	4-8	South Alabama	Mobile, Ala.
4/11	L	1-6	Florida State	Tallahassee, Fla.
4/12	W	4-3	Florida State	Tallahassee, Fla.
4/13	L	3-8	Florida State	Tallahassee, Fla.
4/16	L	8-9	FIU (13)	Miami, Fla.
4/17	W	1-6	Jacksonville	Coral Gables, Fla.
4/18	W	10-3	Jacksonville	Coral Gables, Fla.
4/19	W	12-1	Jacksonville	Coral Gables, Fla.
4/24	W	17-6	Stetson	Coral Gables, Fla.
4/25	W	12-4	Stetson	Coral Gables, Fla.
4/26	W	9-1	Stetson	Coral Gables, Fla.
4/29	W	6-3	FAU	Coral Gables, Fla.
5/2	W	11-10	Florida State	Coral Gables, Fla.
5/3	L	6-14	Florida State	Coral Gables, Fla.
5/4	W	7-5	Florida State	Coral Gables, Fla.
5/6	W	8-7	Tampa (10)	Coral Gables, Fla.
5/9	W	6-5	Clemson	Greenville, S.C.
5/10	L	4-7	Clemson	Greenville, S.C.
5/11	L	5-9	Clemson	Greenville, S.C.
5/12	W	9-6	Maine	Orono, Maine
5/13	L	6-9	Maine	Old Orchard, Maine
5/14	W	9-1	Maine	Old Orchard, Maine
5/23+	W	10-8	Western Carolina	Coral Gables, Fla.
5/24+	W	7-5	South Carolina	Coral Gables, Fla.
5/25+	W	7-6	Georgia Tech (10)	Coral Gables, Fla.
5/26+	W	15-9	Georgia Tech (10)	Coral Gables, Fla.
5/31#	W	6-2	Oklahoma State	Omaha, Neb.
6/3#	L	2-7	Florida State	Omaha, Neb.
6/5#	W	4-3	LSU	Omaha, Neb.
6/7#	W	4-3	Arizona	Omaha, Neb.
6/8#	L	3-4	Florida State	Omaha, Neb.

## NCAA TOURNAMENT

2/8	L	6-16	Texas	Austin, Texas
2/9	L	7-8	Texas	Austin, Texas
2/13	L	2-4	USF	Coral Gables, Fla.
2/14	W	10-8	USF	Coral Gables, Fla.
2/15	L	5-11	Seton Hall	Coral Gables, Fla.
2/17	L	1-5	Tampa	Coral Gables, Fla.
2/20	W	7-2	LSU	New Orleans, La.
2/21	L	4-5	New Orleans (10)	New Orleans, La.
2/22	L	3-4	Tulane (11)	New Orleans, La.
2/24	W	8-1	Wake Forest	Coral Gables, Fla.
2/25	W	8-3	Wake Forest	Coral Gables, Fla.
2/27	W	4-2	Florida	Coral Gables, Fla.
2/28	W	12-4	Florida	Coral Gables, Fla.
3/3	W	4-2	USF	Tampa, Fla.
3/4	L	3-7	USF	Tampa, Fla.
3/7	W	1-6	Maine	Coral Gables, Fla.
3/8	L	9-10	Maine	Coral Gables, Fla.
3/9	W	5-1	Georgetown	Coral Gables, Fla.
3/11	W	9-4	Maine	Coral Gables, Fla.
3/13	W	9-4	Southern Illinois	Coral Gables, Fla.
3/14	W	7-0	Southern Illinois	Coral Gables, Fla.
3/15	L	2-5	Creighton	Coral Gables, Fla.
3/16	W	10-9	Creighton	Coral Gables, Fla.
3/17	L	7-12	Rutgers	Coral Gables, Fla.
3/18	W	5-0	Maine	Coral Gables, Fla.
3/20	L	2-8	Clemson	Coral Gables, Fla.
3/21	L	9-11	Clemson	Coral Gables, Fla.
3/22	T	10-10	Clemson	Coral Gables, Fla.
3/23	W	10-4	Maine	Coral Gables, Fla.
3/25	W	6-3	Michigan State	Coral Gables, Fla.
3/27	L	0-5	Arizona	Coral Gables, Fla.
3/28	W	7-3	Arizona	Coral Gables, Fla.
3/29	W	9-8	Arizona	Coral Gables, Fla.
3/31	W	8-2	Stetson	DeLand, Fla.
4/1	W	6-4	Stetson	DeLand, Fla.
4/3	W	7-4	FIU	Coral Gables, Fla.
4/4	W	12-1	FIU	Coral Gables, Fla.
4/5	L	6-7	FIU (12)	Miami, Fla.
4/7	W	6-5	Florida Southern	Coral Gables, Fla.
4/10	L	3-14	Florida State	Tallahassee, Fla.
4/11	W	1-6	Florida State	Tallahassee, Fla.
4/12	W	11-10	Florida State (11)	Tallahassee, Fla.
4/14	W	9-4	New Orleans	Coral Gables, Fla.
4/15	W	7-5	New Orleans	Coral Gables, Fla.
4/17	W	19-9	FAU	Coral Gables, Fla.
4/18	W	18-2	Barry	Coral Gables, Fla.
4/21	L	2-3	Florida	Gainesville, Fla.
4/22	L	5-6	Florida	Gainesville, Fla.
4/24	W	4-3	James Madison	Norfolk, Va.
4/28	W	12-3	FIU	Coral Gables, Fla.
5/1	W	4-3	Florida State	Coral Gables, Fla.
5/2	L	4-6	Florida State	Coral Gables, Fla.
5/3	L	6-8	Florida State	Coral Gables, Fla.
5/8	L	3-4	North Carolina	Chapel Hill, N.C.
5/9	W	9-4	North Carolina	Chapel Hill, N.C.
5/10	W	10-2	North Carolina	Chapel Hill, N.C.
5/17	L	3-6	New Orleans	Coral Gables, Fla.
5/18	L	5-6	New Orleans	Coral Gables, Fla.
5/21+	L	6-11	Georgia Southern	Tallahassee, Fla.
5/22+	L	2-5	Florida State	Tallahassee, Fla.

HISTORY

# ALL-TIME RESULTS

**1988**

**52-14-1 (.776)**

**1989**

**49-18 (.731)**

## COLLEGE WORLD SERIES

2/5	W	9-0	Mercer	Coral Gables, Fla.
2/6	W	24-1	Mercer (7)	Coral Gables, Fla.
2/7	W	17-7	Mercer	Coral Gables, Fla.
2/12	W	1-0	USF	Coral Gables, Fla.
2/13	W	4-3	USF	Coral Gables, Fla.
2/14	W	9-4	Seton Hall	Coral Gables, Fla.
2/16	W	4-0	Eckerd	Coral Gables, Fla.
2/17	W	5-0	Barry	Coral Gables, Fla.
2/21	L	2-3	Florida (7)	Gainesville, Fla.
2/21	W	9-7	Florida	Gainesville, Fla.
2/23	W	10-3	Wake Forest	Coral Gables, Fla.
2/24	W	4-2	Wake Forest	Coral Gables, Fla.
2/27	L	5-8	Texas	Coral Gables, Fla.
2/28	W	3-2	Texas	Coral Gables, Fla.
3/1	W	6-2	St. Thomas	Coral Gables, Fla.
3/4	W	13-1	Maine	Coral Gables, Fla.
3/5	W	10-1	Maine	Coral Gables, Fla.
3/6	W	8-7	Purdue	Coral Gables, Fla.
3/8	W	9-2	Navy	Coral Gables, Fla.
3/10	W	8-2	Georgetown	Coral Gables, Fla.
3/11	W	7-6	Southern Illinois	Coral Gables, Fla.
3/12	W	6-5	Southern Illinois	Coral Gables, Fla.
3/13	W	11-2	Creighton	Coral Gables, Fla.
3/14	W	9-4	Creighton	Coral Gables, Fla.
3/17	W	10-5	St. Francis Brooklyn	Coral Gables, Fla.
3/18	L	3-6	Maine	Coral Gables, Fla.
3/20	W	6-5	Maine (10)	Coral Gables, Fla.
3/20	W	3-2	Maine	Coral Gables, Fla.
3/22	W	4-2	Rutgers	Coral Gables, Fla.
3/23	W	8-2	Rutgers	Coral Gables, Fla.
3/24	W	14-6	Air Force	Coral Gables, Fla.
3/25	L	6-7	Michigan State	Coral Gables, Fla.
3/26	L	4-5	Michigan State	Coral Gables, Fla.
3/27	W	10-8	Michigan State (10)	Coral Gables, Fla.
3/30	W	19-1	NcNeese State	Coral Gables, Fla.
4/1	W	11-3	Florida	Coral Gables, Fla.
4/2	W	5-3	Florida	Coral Gables, Fla.
4/5	W	15-2	Niagara	Coral Gables, Fla.
4/6	W	4-2	FIU	Miami, Fla.
4/8	W	8-3	Florida State	Tallahassee, Fla.
4/9	L	8-20	Florida State	Tallahassee, Fla.
4/10	T	5-5	Florida State (8)	Tallahassee, Fla.
4/13	W	12-3	FAU	Coral Gables, Fla.
4/15	W	8-2	Tulane	Coral Gables, Fla.
4/16	L	1-4	Tulane	Coral Gables, Fla.
4/18	W	11-4	USF	Tampa, Fla.
4/19	L	8-11	USF	Tampa, Fla.
4/22	W	8-3	FIU	Coral Gables, Fla.
4/23	L	1-2	FIU	Coral Gables, Fla.
4/26	W	8-5	Tampa	Coral Gables, Fla.
4/29	W	9-3	Stanford	Coral Gables, Fla.
4/30	W	7-3	Stanford	Coral Gables, Fla.
5/6	L	5-6	Florida State	Coral Gables, Fla.
5/7	W	9-7	Florida State	Coral Gables, Fla.
5/8	L	3-6	Florida State	Coral Gables, Fla.
5/13	W	8-1	Maine	Orono, Maine
5/14	W	11-3	Maine	Old Orchard, Maine
5/15	L	5-6	Maine (13)	Old Orchard, Maine
5/16	W	13-5	Maine	Orono, Maine
5/20	W	6-4	Stetson	Coral Gables, Fla.
5/25+	W	4-0	Towson	Coral Gables, Fla.
5/28+	W	18-8	James Madison	Coral Gables, Fla.
5/28+	W	4-2	Georgia Tech	Coral Gables, Fla.
5/29+	W	10-3	South Carolina	Coral Gables, Fla.
6/4#	L	3-6	Cal State Fullerton	Omaha, Neb.
6/6#	W	8-4	Fresno State	Omaha, Neb.
6/7#	L	1-2	Stanford	Omaha, Neb.

## COLLEGE WORLD SERIES

2/5	W	4-1	UCF	Coral Gables, Fla.
2/6	W	5-1	UCF	Coral Gables, Fla.
2/7	W	15-0	UCF	Coral Gables, Fla.
2/10	W	1-0	USF (12)	Coral Gables, Fla.
2/11	W	9-5	USF	Coral Gables, Fla.
2/17	W	4-1	Tennessee	Coral Gables, Fla.
2/18	L	5-6	Tennessee (11)	Coral Gables, Fla.
2/19	W	11-2	Seton Hall	Coral Gables, Fla.
2/20	L	1-5	Seton Hall	Coral Gables, Fla.
2/25	W	6-5	Texas	Austin, Texas
2/26	L	2-5	Texas	Austin, Texas
2/27	L	5-6	Texas	Austin, Texas
3/1	W	9-1	Barry	Coral Gables, Fla.
3/3	W	5-4	Minnesota	Coral Gables, Fla.
3/4	W	13-4	Minnesota	Coral Gables, Fla.
3/5	W	7-6	Minnesota	Coral Gables, Fla.
3/8	L	2-4	Notre Dame	Coral Gables, Fla.
3/9	W	17-0	Boston University (7)	Coral Gables, Fla.
3/10	W	6-0	Southern Illinois	Coral Gables, Fla.
3/11	W	10-6	Southern Illinois	Coral Gables, Fla.
3/12	W	2-1	Creighton (10)	Coral Gables, Fla.
3/13	W	6-5	Creighton	Coral Gables, Fla.
3/14E	L	0-5	Baltimore Orioles	Coral Gables, Fla.
3/15	W	6-3	Pace	Coral Gables, Fla.
3/17	W	8-1	Maine	Coral Gables, Fla.
3/18	W	2-0	Maine	Coral Gables, Fla.
3/19	L	3-4	Maine	Coral Gables, Fla.
3/21	L	10-13	Florida	Coral Gables, Fla.
3/22	W	4-0	Florida	Coral Gables, Fla.
3/24	W	16-8	Rutgers	Coral Gables, Fla.
3/25	W	7-4	Rutgers	Coral Gables, Fla.
3/27	W	7-5	Michigan State	Coral Gables, Fla.
3/28	W	5-3	Stetson	Coral Gables, Fla.
3/29	L	8-9	Stetson (10)	Coral Gables, Fla.
4/1	L	1-7	Florida	Gainesville, Fla.
4/2	L	2-3	Florida	Gainesville, Fla.
4/7	L	0-3	Florida State	Tallahassee, Fla.
4/8	W	8-1	Florida State	Tallahassee, Fla.
4/9	L	3-11	Florida State	Tallahassee, Fla.
4/14	W	14-0	FAU	Coral Gables, Fla.
4/15	W	14-0	FAU	Coral Gables, Fla.
4/18	W	9-0	St. Thomas	Coral Gables, Fla.
4/21	W	5-2	FIU	Coral Gables, Fla.
4/22	W	7-2	FIU	Coral Gables, Fla.
4/23	W	9-6	FIU	Miami, Fla.
4/25	W	5-3	Boca Raton	Coral Gables, Fla.
4/28	W	11-5	Clemson	Clemson, S.C.
4/29	W	10-2	Clemson	Clemson, S.C.
4/30	L	4-5	Clemson	Clemson, S.C.
5/2	W	7-6	Eckerd	Coral Gables, Fla.
5/5	W	11-2	Florida State	Coral Gables, Fla.
5/6	W	8-2	Florida State	Coral Gables, Fla.
5/7	L	4-8	Florida State	Coral Gables, Fla.
5/9	L	12-13	Tampa	Coral Gables, Fla.
5/12	W	12-3	Mercer	Coral Gables, Fla.
5/13	W	9-4	Mercer	Coral Gables, Fla.
5/14	W	10-3	Mercer	Coral Gables, Fla.
5/19	W	7-4	NC State	Chapel Hill, N.C.
5/20	W	2-0	Clemson	Chapel Hill, N.C.
5/21	W	11-1	Arizona	Chapel Hill, N.C.
5/25+	W	3-1	Villanova	Gainesville, Fla.
5/26+	L	7-9	Georgia Tech	Gainesville, Fla.
5/27+	W	9-1	Florida	Gainesville, Fla.
5/27+	W	10-1	UCF	Gainesville, Fla.
5/28+	W	4-1	Villanova	Gainesville, Fla.
6/3#	W	5-2	LSU	Omaha, Neb.
6/5#	L	2-12	Texas	Omaha, Neb.
6/6#	L	3-6	LSU	Omaha, Neb.

# ALL-TIME RESULTS

**1990**

**52-13 (.800)**

**1991**

**46-17 (.730)**

## NCAA TOURNAMENT

2/2	W	7-0	Seton Hall	Coral Gables, Fla.
2/3	W	17-3	Seton Hall	Coral Gables, Fla.
2/4	W	8-2	Seton Hall	Coral Gables, Fla.
2/9	W	7-4	USF	Tampa, Fla.
2/10	L	3-4	USF	Tampa, Fla.
2/11	W	4-2	UCF	Orlando, Fla.
2/14	W	7-1	Barry	Coral Gables, Fla.
2/16	W	6-5	Texas	Coral Gables, Fla.
2/17	W	7-1	Texas	Coral Gables, Fla.
2/18	W	7-6	Texas	Coral Gables, Fla.
2/21	W	10-2	St. Francis Brooklyn	Coral Gables, Fla.
2/24	L	4-5	Florida	Coral Gables, Fla.
2/24	W	12-10	Florida	Coral Gables, Fla.
2/25	W	17-1	St. Francis Brooklyn	Coral Gables, Fla.
2/28	W	15-7	Eckerd	Coral Gables, Fla.
3/3	W	6-3	Florida	Gainesville, Fla.
3/4	W	8-2	Florida	Gainesville, Fla.
3/5	W	4-1	Stetson	DeLand, Fla.
3/6	W	5-4	Stetson (11)	DeLand, Fla.
3/9	W	5-1	Southern Illinois	Coral Gables, Fla.
3/10	L	0-1	Southern Illinois	Coral Gables, Fla.
3/11	W	25-1	Boston University	Coral Gables, Fla.
3/13	W	4-0	Davidson	Coral Gables, Fla.
3/15	L	2-3	Davidson	Coral Gables, Fla.
3/16	W	6-2	Rutgers	Coral Gables, Fla.
3/17	W	6-3	Rutgers	Coral Gables, Fla.
3/18	W	12-1	Georgetown	Coral Gables, Fla.
3/20	W	12-2	Washington State	Coral Gables, Fla.
3/21	L	0-3	Washington State	Coral Gables, Fla.
3/22	W	9-2	Clemson	Coral Gables, Fla.
3/23	W	11-5	Clemson	Coral Gables, Fla.
3/24	W	2-1	Clemson	Coral Gables, Fla.
3/28	W	12-1	Northeastern	Coral Gables, Fla.
3/30	W	2-1	Wichita State	Minneapolis, Minn.
3/31	W	3-0	Minnesota (7)	Minneapolis, Minn.
4/1	W	4-3	Stanford (10)	Minneapolis, Minn.
4/3	W	22-0	Bethune-Cookman (7)	Coral Gables, Fla.
4/6	W	3-1	North Florida	Coral Gables, Fla.
4/7	W	13-2	St. Thomas	Coral Gables, Fla.
4/10	W	5-3	New Orleans	Coral Gables, Fla.
4/11	W	4-2	New Orleans	Coral Gables, Fla.
4/13	L	3-7	Florida State	Tallahassee, Fla.
4/14	W	8-5	Florida State	Tallahassee, Fla.
4/15	W	8-3	Florida State	Tallahassee, Fla.
4/18	W	6-2	St. Thomas	Coral Gables, Fla.
4/20	W	16-6	FIU	Coral Gables, Fla.
4/21	W	6-5	FIU	Coral Gables, Fla.
4/22	W	7-1	FIU	Miami, Fla.
4/25	W	2-1	Tampa (10)	Coral Gables, Fla.
4/27	W	19-2	Nova Southeastern	Coral Gables, Fla.
4/28	W	11-3	FAU	Coral Gables, Fla.
5/4	W	7-3	Florida State	Coral Gables, Fla.
5/5	L	2-6	Florida State	Coral Gables, Fla.
5/6	L	4-8	Florida State	Coral Gables, Fla.
5/11	L	1-4	Maine	Orono, Maine
5/12	L	5-9	Maine	Orono, Maine
5/14	L	0-4	Maine	Orono, Maine
5/14	W	6-4	Maine (7)	Orono, Maine
5/18	W	4-3	UCF	Coral Gables, Fla.
5/19	W	9-0	UCF	Coral Gables, Fla.
5/25+	W	4-3	Stetson	Coral Gables, Fla.
5/27+	W	5-2	USF	Coral Gables, Fla.
5/28+	L	2-6	The Citadel	Coral Gables, Fla.
5/28+	W	6-1	NC State	Coral Gables, Fla.
5/29+	L	1-4	The Citadel	Coral Gables, Fla.

## NCAA TOURNAMENT

2/1	W	9-8	California	Coral Gables, Fla.
2/2	W	6-4	California	Coral Gables, Fla.
2/3	W	13-6	California	Coral Gables, Fla.
2/8	L	2-6	Texas	Austin, Texas
2/9	L	5-7	Texas	Austin, Texas
2/10	W	6-5	Texas	Austin, Texas
2/12	W	6-1	Tampa	Coral Gables, Fla.
2/15	W	8-1	Stetson	Coral Gables, Fla.
2/16	W	2-0	Stetson	Coral Gables, Fla.
2/19	W	6-1	USF	Coral Gables, Fla.
2/20	W	4-3	USF	Coral Gables, Fla.
2/23	W	5-3	Florida	Gainesville, Fla.
2/24	W	8-7	Florida	Gainesville, Fla.
2/26	W	4-2	Florida	Coral Gables, Fla.
2/27	W	9-7	Florida (10)	Coral Gables, Fla.
3/1	L	3-4	LSU	New Orleans, La.
3/2	W	12-3	New Orleans	New Orleans, La.
3/3	L	2-5	Tulane	New Orleans, La.
3/5	W	11-3	NC State	Coral Gables, Fla.
3/6	L	2-4	NC State	Coral Gables, Fla.
3/8	L	1-2	Southern Illinois	Coral Gables, Fla.
3/9	W	12-0	Southern Illinois	Coral Gables, Fla.
3/10	W	17-5	George Washington	Coral Gables, Fla.
3/11	W	5-1	George Washington	Coral Gables, Fla.
3/13	W	2-1	Maine	Coral Gables, Fla.
3/14	W	9-3	Pennsylvania	Coral Gables, Fla.
3/15	W	5-3	Maine	Coral Gables, Fla.
3/16	W	9-0	Maine	Coral Gables, Fla.
3/17	W	7-0	Maine	Coral Gables, Fla.
3/19	W	5-0	Minnesota	Coral Gables, Fla.
3/20	L	0-9	Minnesota	Coral Gables, Fla.
3/22	W	5-2	Rutgers	Coral Gables, Fla.
3/23	W	20-4	Rutgers	Coral Gables, Fla.
3/24	W	10-2	Minnesota	Coral Gables, Fla.
3/26	W	5-1	Eastern Illinois	Coral Gables, Fla.
3/29	W	9-3	Northeastern	Coral Gables, Fla.
3/30	W	17-4	Northeastern (7)	Coral Gables, Fla.
3/30	W	8-1	Northeastern	Coral Gables, Fla.
4/5	W	8-7	FAU	Coral Gables, Fla.
4/6	W	6-3	St. Thomas	Coral Gables, Fla.
4/9	W	8-7	North Florida	Coral Gables, Fla.
4/12	L	2-7	Florida State	Tallahassee, Fla.
4/13	L	4-12	Florida State	Tallahassee, Fla.
4/14	L	5-8	Florida State	Tallahassee, Fla.
4/17	W	4-3	St. Thomas (12)	Coral Gables, Fla.
4/19	W	6-2	Eastern Kentucky	Coral Gables, Fla.
4/20	W	4-0	Eastern Kentucky	Coral Gables, Fla.
4/21	L	2-3	Eastern Kentucky	Coral Gables, Fla.
4/26	L	2-5	FIU	Coral Gables, Fla.
4/27	W	1-1	FIU	Coral Gables, Fla.
4/28	W	8-0	FIU	Miami, Fla.
5/3	L	2-3	Florida State	Coral Gables, Fla.
5/4	L	1-4	Florida State	Coral Gables, Fla.
5/5	W	8-6	Florida State	Coral Gables, Fla.
5/10	W	4-2	Georgia Southern	Coral Gables, Fla.
5/11	W	7-0	Georgia Southern	Coral Gables, Fla.
5/12	W	10-5	Georgia Southern	Coral Gables, Fla.
5/17	L	5-9	Georgia Tech	Atlanta, Ga.
5/18	W	10-7	Georgia Tech	Atlanta, Ga.
5/19	W	7-1	Georgia Tech	Atlanta, Ga.
5/23+	W	13-1	Portland	Fresno, Calif.
5/24+	L	6-13	Cal State Northridge	Fresno, Calif.
5/25+	L	7-15	Stanford	Fresno, Calif.

HISTORY

# ALL-TIME RESULTS

**1992**

**55-10 (.846)**

## COLLEGE WORLD SERIES

2/7	W	14-2	Seton Hall	Coral Gables, Fla.
2/8	W	25-3	Seton Hall	Coral Gables, Fla.
2/9	W	4-1	Seton Hall	Coral Gables, Fla.
2/13	W	6-1	FIU	Coral Gables, Fla.
2/14	W	22-1	FIU	Coral Gables, Fla.
2/16	W	7-1	FIU	Coral Gables, Fla.
2/19	W	13-4	Barry	Coral Gables, Fla.
2/22	L	3-7	Florida	Gainesville, Fla.
2/23	L	5-8	Florida	Gainesville, Fla.
2/28	L	5-8	Stetson	Coral Gables, Fla.
2/29	W	7-2	Stetson	Coral Gables, Fla.
3/1	W	7-5	Stetson	Coral Gables, Fla.
3/3	W	12-2	Villanova	Coral Gables, Fla.
3/5	W	4-0	Providence	Coral Gables, Fla.
3/6	W	7-1	Florida	Coral Gables, Fla.
3/7	W	6-5	Florida	Coral Gables, Fla.
3/10	L	5-14	Illinois	Coral Gables, Fla.
3/11	W	7-1	Illinois	Coral Gables, Fla.
3/13	W	10-2	Illinois State	Coral Gables, Fla.
3/14	W	3-0	Illinois State	Coral Gables, Fla.
3/15	W	12-0	Pace	Coral Gables, Fla.
3/17	W	10-0	Rutgers	Coral Gables, Fla.
3/19	W	14-7	Rutgers	Coral Gables, Fla.
3/20	W	9-1	Southern Illinois	Coral Gables, Fla.
3/21	W	5-1	Southern Illinois	Coral Gables, Fla.
3/22	W	12-3	Youngstown State	Coral Gables, Fla.
3/27	L	1-2	Notre Dame	Coral Gables, Fla.
3/28	W	1-6	Notre Dame	Coral Gables, Fla.
3/29	W	6-5	Notre Dame (11)	Coral Gables, Fla.
3/31	W	15-3	USF	Tampa, Fla.
4/1	W	8-7	USF	Tampa, Fla.
4/5	W	9-1	Rollins	Coral Gables, Fla.
4/7	W	12-8	Barry	Coral Gables, Fla.
4/10	W	10-6	Florida State	Tallahassee, Fla.
4/11	W	6-3	Florida State	Tallahassee, Fla.
4/12	W	6-5	Florida State	Tallahassee, Fla.
4/15	W	3-2	North Florida	Coral Gables, Fla.
4/17	W	11-1	St. Thomas	Coral Gables, Fla.
4/18	W	4-3	St. Thomas (12)	Coral Gables, Fla.
4/21	W	14-2	FAU	Coral Gables, Fla.
4/24	W	7-3	Florida State	Coral Gables, Fla.
4/25	W	5-4	Florida State	Coral Gables, Fla.
4/26	L	2-3	Florida State	Coral Gables, Fla.
4/28	W	11-1	St. Thomas	Coral Gables, Fla.
4/29	W	12-5	Nova Southeastern	Coral Gables, Fla.
5/1	W	6-1	Texas	Coral Gables, Fla.
5/2	W	3-2	Texas	Coral Gables, Fla.
5/3	L	3-10	Texas	Coral Gables, Fla.
5/8	W	5-1	Maine	Orono, Maine
5/9	W	8-7	Maine (10)	Orono, Maine
5/10	W	5-1	Maine	Orono, Maine
5/12	W	5-1	Tampa	Coral Gables, Fla.
5/13	W	12-11	Tampa	Coral Gables, Fla.
5/15	W	6-5	Georgia Tech (13)	Coral Gables, Fla.
5/16	W	6-2	Georgia Tech	Coral Gables, Fla.
5/17	W	4-3	Georgia Tech	Coral Gables, Fla.
5/22+	W	3-1	UMBC	Coral Gables, Fla.
5/23+	L	3-6	Notre Dame	Coral Gables, Fla.
5/24	W	5-4	NC State	Coral Gables, Fla.
5/24+	W	17-2	South Carolina	Coral Gables, Fla.
5/25+	W	5-1	Notre Dame	Coral Gables, Fla.
5/29#	W	4-3	California (13)	Omaha, Neb.
5/31#	W	4-3	Cal State Fullerton	Omaha, Neb.
6/2#	L	5-7	Cal State Fullerton	Omaha, Neb.
6/5#	L	1-8	Cal State Fullerton	Omaha, Neb.

**BRAD KELLEY**

**1993**

**1993**

**36-22 (.621)**

## NCAA TOURNAMENT

2/5	L	6-17	Texas	Austin, Texas
2/6	L	6-7	Texas	Austin, Texas
2/7	L	11-12	Texas (10)	Austin, Texas
2/12	W	8-2	Illinois	Coral Gables, Fla.
2/13	W	4-3	Illinois (13)	Coral Gables, Fla.
2/14	L	4-6	Illinois	Coral Gables, Fla.
2/17	W	4-3	FIU	Coral Gables, Fla.
2/19	W	7-3	Long Beach State	Coral Gables, Fla.
2/20	L	2-4	Long Beach State	Coral Gables, Fla.
2/21	L	8-10	Long Beach State	Coral Gables, Fla.
2/24	W	4-3	Michigan	Coral Gables, Fla.
2/25	W	8-1	Michigan	Coral Gables, Fla.
2/27	L	2-3	Florida	Gainesville, Fla.
2/28	L	7-9	Florida	Gainesville, Fla.
3/1	W	6-4	Stetson	DeLand, Fla.
3/2	W	19-3	Stetson	DeLand, Fla.
3/5	W	7-5	Jacksonville	Coral Gables, Fla.
3/6	L	2-4	Jacksonville	Coral Gables, Fla.
3/7	W	8-6	Jacksonville	Coral Gables, Fla.
3/10	W	9-5	Georgetown	Coral Gables, Fla.
3/12	W	7-1	Florida	Coral Gables, Fla.
3/14	L	3-4	Florida (10)	Coral Gables, Fla.
3/16	W	11-4	Rutgers	Coral Gables, Fla.
3/18	W	6-2	Southern Illinois	Coral Gables, Fla.
3/19	W	6-5	Maine	Coral Gables, Fla.
3/20	W	11-10	Maine	Coral Gables, Fla.
3/26	W	13-2	Georgia State	Coral Gables, Fla.
3/27	W	9-6	Georgia State	Coral Gables, Fla.
3/27	W	19-1	Georgia State	Coral Gables, Fla.
3/31	W	11-2	UCF	Coral Gables, Fla.
4/2	L	0-2	FAU	Coral Gables, Fla.
4/3	W	3-0	FAU	Coral Gables, Fla.
4/6	W	7-3	FIU	Coral Gables, Fla.
4/9	L	0-7	Florida State	Tallahassee, Fla.
4/10	L	1-8	Florida State	Tallahassee, Fla.
4/11	L	2-6	Florida State	Tallahassee, Fla.
4/13	W	9-2	FIU	Coral Gables, Fla.
4/16	W	7-6	St. Thomas (15)	Coral Gables, Fla.
4/17	W	8-6	St. Thomas	Coral Gables, Fla.
4/21	W	9-4	Nova Southeastern	Coral Gables, Fla.
4/23	L	0-1	Florida State	Coral Gables, Fla.
4/24	W	4-3	Florida State (12)	Coral Gables, Fla.
4/25	W	14-13	Florida State (10)	Coral Gables, Fla.
4/30	W	6-2	Tampa	Coral Gables, Fla.
5/1	W	11-3	Tampa	Coral Gables, Fla.
5/4	W	3-2	FAU (13)	Coral Gables, Fla.
5/7	W	6-5	Rice	Coral Gables, Fla.
5/8	W	13-5	Rice	Coral Gables, Fla.
5/9	L	2-3	Rice	Coral Gables, Fla.
5/11	L	3-5	USF	Coral Gables, Fla.
5/12	W	11-6	USF	Coral Gables, Fla.
5/14	W	6-1	Fordham	Coral Gables, Fla.
5/15	W	8-0	Fordham	Coral Gables, Fla.
5/21	L	7-14	NC State	Chapel Hill, N.C.
5/22	L	1-3	North Carolina	Chapel Hill, N.C.
5/23	L	4-5	Wake Forest	Chapel Hill, N.C.
5/27+	L	3-7	South Alabama	Baton Rouge, La.
5/28+	L	5-10	Western Carolina	Baton Rouge, La.

HISTORY

# ALL-TIME RESULTS

## JIM MORRIS

1994-2018

### 1995

### 48-17 (.738)

#### COLLEGE WORLD SERIES

### 1994

### 49-14 (.778)

#### COLLEGE WORLD SERIES

2/2	W	8-0	Barry	Coral Gables, Fla.
2/4	W	6-0	Tennessee	Coral Gables, Fla.
2/5	W	3-1	Tennessee	Coral Gables, Fla.
2/6	W	1-0	Tennessee	Coral Gables, Fla.
2/8	W	11-4	FIU	Coral Gables, Fla.
2/11	W	6-4	Stetson	Coral Gables, Fla.
2/12	L	4-7	Stetson	Coral Gables, Fla.
2/13	L	3-5	Stetson	Coral Gables, Fla.
2/15	W	4-0	FIU	Coral Gables, Fla.
2/19	W	4-3	Florida (10)	Gainesville, Fla.
2/20	L	0-5	Florida	Gainesville, Fla.
2/25	W	14-4	Minnesota	Coral Gables, Fla.
2/26	L	0-2	Minnesota	Coral Gables, Fla.
2/27	W	5-2	Minnesota	Coral Gables, Fla.
3/3	W	3-0	FIU	Coral Gables, Fla.
3/5	W	7-1	Illinois	Coral Gables, Fla.
3/6	W	6-2	Illinois	Coral Gables, Fla.
3/9	W	8-2	Pace	Coral Gables, Fla.
3/11	W	4-3	Florida	Coral Gables, Fla.
3/12	W	4-2	Florida	Coral Gables, Fla.
3/13	W	7-4	FAU	Boca Raton, Fla.
3/15	W	14-5	Rutgers	Coral Gables, Fla.
3/16	W	7-6	Rutgers	Coral Gables, Fla.
3/18	W	5-1	Southern Illinois	Coral Gables, Fla.
3/19	W	12-3	Southern Illinois	Coral Gables, Fla.
3/25	L	2-5	Jacksonville	Jacksonville, Fla.
3/26	W	5-3	Jacksonville	Jacksonville, Fla.
3/27	W	8-6	Jacksonville	Jacksonville, Fla.
3/29	W	2-0	Northeastern	Coral Gables, Fla.
4/2	W	19-7	Notre Dame	South Bend, Ind.
4/2	W	5-2	Notre Dame	South Bend, Ind.
4/3	W	4-2	Notre Dame	South Bend, Ind.
4/5	L	2-4	Rollins	Coral Gables, Fla.
4/8	L	3-6	Florida State	Tallahassee, Fla.
4/9	W	5-1	Florida State	Tallahassee, Fla.
4/10	W	2-1	Florida State	Tallahassee, Fla.
4/12	W	7-3	FAU	Coral Gables, Fla.
4/15	L	1-6	Florida State	Coral Gables, Fla.
4/16	W	8-0	Florida State	Coral Gables, Fla.
4/17	L	2-7	Florida State	Coral Gables, Fla.
4/19	W	7-6	Florida Southern (11)	Coral Gables, Fla.
4/20	W	5-1	Florida Southern	Coral Gables, Fla.
4/22	W	8-6	St. Thomas	Coral Gables, Fla.
4/23	W	9-4	St. Thomas	Coral Gables, Fla.
4/29	L	5-7	Clemson	Clemson, S.C.
4/30	W	6-3	Clemson	Clemson, S.C.
5/1	L	8-9	Clemson (12)	Clemson, S.C.
5/6	W	11-3	Barry	Coral Gables, Fla.
5/7	W	10-4	Tampa	Coral Gables, Fla.
5/8	W	3-0	Tampa	Coral Gables, Fla.
5/10	L	5-6	FIU	Coral Gables, Fla.
5/13	W	7-2	Western Carolina	Coral Gables, Fla.
5/14	W	8-2	Western Carolina	Coral Gables, Fla.
5/15	W	5-4	Western Carolina	Coral Gables, Fla.
5/20	W	4-1	Coastal Carolina	Coral Gables, Fla.
5/21	W	7-4	Coastal Carolina	Coral Gables, Fla.
5/27+	W	17-4	Rider	Coral Gables, Fla.
5/28+	W	4-1	Kent	Coral Gables, Fla.
5/29+	W	11-3	Minnesota	Coral Gables, Fla.
5/30+	W	10-6	Florida	Coral Gables, Fla.
6/4#	L	0-4	Arizona State	Omaha, Neb.
6/6#	W	7-5	Auburn	Omaha, Neb.
6/7#	L	5-9	Arizona State	Omaha, Neb.

2/1	W	5-2	FAU	Coral Gables, Fla.
2/4	L	3-5	Florida	Gainesville, Fla.
2/5	W	10-2	Florida	Gainesville, Fla.
2/11	W	6-0	UCF	Kissimmee, Fla.
2/10	W	12-1	North Carolina	Kissimmee, Fla.
2/12	W	5-4	UCF	Kissimmee, Fla.
2/15	W	10-1	FAU	Coral Gables, Fla.
2/21	W	7-4	FIU	Coral Gables, Fla.
2/25	W	4-3	USF	Tampa, Fla.
2/26	W	4-3	USF	Tampa, Fla.
3/1	W	16-6	FAU	Coral Gables, Fla.
3/3	W	4-2	Illinois	Coral Gables, Fla.
3/4	W	16-0	Illinois	Coral Gables, Fla.
3/5	L	4-7	Illinois	Coral Gables, Fla.
3/10	W	12-5	Rutgers	Coral Gables, Fla.
3/11	W	8-0	Rutgers	Coral Gables, Fla.
3/12	W	11-4	Rutgers	Coral Gables, Fla.
3/14	W	5-4	Southern Illinois	Coral Gables, Fla.
3/15	W	5-3	Southern Illinois	Coral Gables, Fla.
3/17	W	10-0	Maine	Coral Gables, Fla.
3/18	W	12-6	Maine	Coral Gables, Fla.
3/19	W	10-3	Maine	Coral Gables, Fla.
3/22	W	5-3	FAU	Boca Raton, Fla.
3/24	W	9-4	Notre Dame	Coral Gables, Fla.
3/25	W	12-4	Notre Dame	Coral Gables, Fla.
3/26	L	2-5	Notre Dame	Coral Gables, Fla.
3/29	W	11-4	Northeastern	Coral Gables, Fla.
3/31	W	19-7	Tampa	Coral Gables, Fla.
4/1	W	7-5	Tampa	Coral Gables, Fla.
4/4	L	2-4	FIU	Homestead, Fla.
4/7	L	1-9	Florida State	Tallahassee, Fla.
4/8	W	6-5	Florida State	Tallahassee, Fla.
4/9	L	2-3	Florida State	Tallahassee, Fla.
4/14	L	6-9	Florida State	Coral Gables, Fla.
4/15	L	1-10	Florida State	Coral Gables, Fla.
4/16	W	3-2	Florida State	Coral Gables, Fla.
4/21	L	3-10	Stetson	Coral Gables, Fla.
4/22	W	14-7	Stetson	Coral Gables, Fla.
4/23	L	2-3	Stetson	DeLand, Fla.
4/26	W	20-4	UCF	Coral Gables, Fla.
4/27	L	5-11	UCF	Coral Gables, Fla.
4/29	W	5-0	Jacksonville	Coral Gables, Fla.
4/30	W	12-4	Jacksonville	Coral Gables, Fla.
5/1	W	7-4	Jacksonville	Coral Gables, Fla.
5/5	W	11-5	Mercer	Coral Gables, Fla.
5/6	W	8-2	Mercer	Coral Gables, Fla.
5/7	W	6-1	Mercer	Coral Gables, Fla.
5/12	W	7-6	Clemson	Coral Gables, Fla.
5/13	L	5-7	Clemson	Coral Gables, Fla.
5/14	W	8-4	Clemson	Coral Gables, Fla.
5/18	L	1-4	Long Beach State	Long Beach, Calif.
5/19	W	6-4	Long Beach State	Long Beach, Calif.
5/20	W	3-2	Long Beach State	Long Beach, Calif.
5/26+	W	3-1	Massachusetts	Coral Gables, Fla.
5/27+	W	11-10	USF	Coral Gables, Fla.
5/28+	W	8-4	North Carolina	Coral Gables, Fla.
5/29+	L	0-4	Texas A&M	Coral Gables, Fla.
5/29+	W	5-2	Texas A&M	Coral Gables, Fla.
6/2#	W	15-10	USC	Omaha, Neb.
6/4#	W	4-2	Florida State	Omaha, Neb.
6/7#	L	5-7	USC	Omaha, Neb.
6/9#	L	3-7	USC	Omaha, Neb.

HISTORY



# ALL-TIME RESULTS

**1996**

**50-14 (.781)**

**1997**

**51-18 (.739)**

## COLLEGE WORLD SERIES

1/31	W	25-0	Barry	Coral Gables, Fla.
2/2	L	4-7	Florida	Coral Gables, Fla.
2/3	W	5-1	Florida	Coral Gables, Fla.
2/9	W	8-3	Coastal Carolina	Coral Gables, Fla.
2/10	W	7-2	Coastal Carolina	Coral Gables, Fla.
2/11	W	16-11	Coastal Carolina	Coral Gables, Fla.
2/16	W	6-0	George Washington	Coral Gables, Fla.
2/17	W	14-1	George Washington	Coral Gables, Fla.
2/18	W	19-3	George Washington	Coral Gables, Fla.
2/21	W	12-3	FAU	Coral Gables, Fla.
2/24	L	7-8	Florida	Gainesville, Fla.
2/25	L	1-5	Florida	Gainesville, Fla.
3/1	W	14-10	Illinois	Coral Gables, Fla.
3/2	W	10-0	Illinois	Coral Gables, Fla.
3/3	W	6-4	Illinois	Coral Gables, Fla.
3/6	W	10-3	Michigan State	Coral Gables, Fla.
3/8	L	4-5	Rutgers	Coral Gables, Fla.
3/9	W	12-3	Rutgers	Coral Gables, Fla.
3/15	W	17-4	Maine	Coral Gables, Fla.
3/16	W	10-3	Maine	Coral Gables, Fla.
3/17	W	15-3	Maine	Coral Gables, Fla.
3/21	W	13-6	FIU	Coral Gables, Fla.
3/22	W	5-3	FIU	Coral Gables, Fla.
3/23	W	5-4	FIU	Coral Gables, Fla.
3/24	L	5-6	FIU	Coral Gables, Fla.
3/27	W	8-0	St. Thomas	Coral Gables, Fla.
3/29	W	10-3	Bethune-Cookman	Coral Gables, Fla.
3/30	W	20-3	Bethune-Cookman	Coral Gables, Fla.
4/2	W	13-2	Nova Southeastern	Coral Gables, Fla.
4/5	L	2-13	Florida State	Tallahassee, Fla.
4/6	W	1-2	Florida State	Tallahassee, Fla.
4/7	L	1-15	Florida State	Tallahassee, Fla.
4/10	W	15-2	St. Thomas	Coral Gables, Fla.
4/12	W	6-2	Florida State	Coral Gables, Fla.
4/13	W	9-8	Florida State	Coral Gables, Fla.
4/14	W	7-4	Florida State	Coral Gables, Fla.
4/16	L	1-12	Tennessee	Knoxville, Tenn.
4/17	L	2-4	Tennessee	Knoxville, Tenn.
4/18	L	2-3	Tennessee	Knoxville, Tenn.
4/20	W	5-3	Tampa	Coral Gables, Fla.
4/21	W	2-1	Tampa	Coral Gables, Fla.
4/26	W	20-7	Stetson	Coral Gables, Fla.
4/27	W	7-6	Stetson	Coral Gables, Fla.
4/28	W	9-4	Stetson	Coral Gables, Fla.
5/1	W	12-4	Lynn	Coral Gables, Fla.
5/3	W	3-2	USF	Coral Gables, Fla.
5/4	W	9-5	USF	Coral Gables, Fla.
5/5	L	4-10	USF	Coral Gables, Fla.
5/8	W	10-2	FAU	Coral Gables, Fla.
5/10	W	9-1	Jacksonville	Jacksonville, Fla.
5/11	W	15-5	Jacksonville	Jacksonville, Fla.
5/12	W	16-2	Jacksonville	Jacksonville, Fla.
5/16	W	5-4	Cal State Fullerton	Coral Gables, Fla.
5/17	W	8-7	Cal State Fullerton	Coral Gables, Fla.
5/18	L	6-7	Cal State Fullerton	Coral Gables, Fla.
5/23+	L	4-5	Sam Houston State	Austin, Texas
5/24+	W	5-2	Long Beach State	Austin, Texas
5/25+	W	9-7	Texas	Austin, Texas
5/26+	W	8-2	Missouri State	Austin, Texas
5/26+	W	8-4	UCLA	Austin, Texas
5/31#	W	7-3	Clemson	Omaha, Neb.
6/2#	W	15-1	Alabama	Omaha, Neb.
6/5#	W	14-5	Clemson	Omaha, Neb.
6/8#	L	8-9	LSU	Omaha, Neb.

## COLLEGE WORLD SERIES

1/16	L	2-3	Hawaii	Honolulu, Hawaii
1/17	W	14-7	Hawaii	Honolulu, Hawaii
1/18	W	10-7	Hawaii	Honolulu, Hawaii
1/19	W	13-11	Hawaii	Honolulu, Hawaii
1/31	W	4-2	South Alabama	Coral Gables, Fla.
2/1	L	7-9	South Alabama	Coral Gables, Fla.
2/2	W	16-4	South Alabama	Coral Gables, Fla.
2/7	L	6-10	Stetson	Coral Gables, Fla.
2/8	W	7-0	Stetson	Coral Gables, Fla.
2/9	W	11-4	Stetson	Coral Gables, Fla.
2/15	L	1-2	Florida	Gainesville, Fla.
2/16	L	5-12	Florida	Gainesville, Fla.
2/17	L	10-11	Stetson	DeLand, Fla.
2/21	W	8-7	Florida	Coral Gables, Fla.
2/22	W	4-1	Florida	Coral Gables, Fla.
2/25	W	8-3	Barry	Coral Gables, Fla.
2/28	L	3-4	Texas	Austin, Texas
3/1	L	3-22	Texas	Austin, Texas
3/2	L	12-13	Texas	Austin, Texas
3/6	W	5-0	FIU	Coral Gables, Fla.
3/7	L	3-4	FIU	Coral Gables, Fla.
3/8	W	10-3	FIU	Coral Gables, Fla.
3/9	W	9-0	FIU	Coral Gables, Fla.
3/12	W	17-3	Illinois State	Coral Gables, Fla.
3/14	W	5-2	Illinois	Coral Gables, Fla.
3/15	W	12-1	Illinois	Coral Gables, Fla.
3/16	W	3-2	Illinois	Coral Gables, Fla.
3/19	W	6-0	Liberty	Coral Gables, Fla.
3/21	W	7-2	C.W. Post	Coral Gables, Fla.
3/22	W	22-3	Toledo	Coral Gables, Fla.
3/24	W	13-2	USF	Tampa, Fla.
3/25	L	2-11	USF	Tampa, Fla.
3/27	W	10-2	Harvard	Coral Gables, Fla.
3/28	W	22-4	Harvard	Coral Gables, Fla.
3/29	L	6-9	Harvard	Coral Gables, Fla.
3/30E	L	1-2	Miami Marlins	Homestead, Fla.
4/4	W	10-1	Georgia Tech	Coral Gables, Fla.
4/5	W	9-4	Georgia Tech	Coral Gables, Fla.
4/6	W	12-0	Georgia Tech	Coral Gables, Fla.
4/9	W	12-2	St. Thomas	Coral Gables, Fla.
4/11	W	9-5	Florida State	Tallahassee, Fla.
4/12	W	8-5	Florida State	Tallahassee, Fla.
4/13	L	7-8	Florida State	Tallahassee, Fla.
4/18	W	6-2	Duke	Coral Gables, Fla.
4/19	W	9-5	Duke	Coral Gables, Fla.
4/20	W	17-1	Duke	Coral Gables, Fla.
4/23	W	12-6	FAU	Coral Gables, Fla.
4/25	W	10-2	Coastal Carolina	Coral Gables, Fla.
4/27	W	10-2	Coastal Carolina	Coral Gables, Fla.
4/27	W	7-3	Coastal Carolina	Coral Gables, Fla.
4/30	W	13-8	FAU	Coral Gables, Fla.
5/2	W	9-1	Florida State	Coral Gables, Fla.
5/3	W	7-6	Florida State	Coral Gables, Fla.
5/4	L	3-7	Florida State	Coral Gables, Fla.
5/9	W	12-1	Jacksonville	Coral Gables, Fla.
5/10	L	14-23	Jacksonville	Coral Gables, Fla.
5/11	W	10-1	Jacksonville	Coral Gables, Fla.
5/15	W	20-3	Oral Roberts	Coral Gables, Fla.
5/16	W	7-3	Oral Roberts	Coral Gables, Fla.
5/17	W	7-3	Oral Roberts	Coral Gables, Fla.
5/22+	W	11-4	Richmond	Coral Gables, Fla.
5/23+	W	5-2	FIU	Coral Gables, Fla.
5/24+	L	3-10	Arizona State	Coral Gables, Fla.
5/24+	W	8-5	Florida	Coral Gables, Fla.
5/25+	W	7-6	Arizona State	Coral Gables, Fla.
5/25+	W	6-5	Arizona State	Coral Gables, Fla.
5/31#	W	7-3	UCLA	Omaha, Neb.
6/2#	W	6-1	Alabama	Omaha, Neb.
6/5#	L	6-8	Alabama	Omaha, Neb.
6/6#	L	2-6	Alabama	Omaha, Neb.

# ALL-TIME RESULTS

## 1998

## 51-12 (.810)

### COLLEGE WORLD SERIES

1/28	W	9-0	Barry	Coral Gables, Fla.
1/30	W	8-5	USF	Coral Gables, Fla.
1/31	W	10-3	USF	Coral Gables, Fla.
2/1	L	2-15	USF	Coral Gables, Fla.
2/7	W	11-8	Florida	Coral Gables, Fla.
2/8	W	17-11	Florida	Coral Gables, Fla.
2/11	W	2-1	FIU	Coral Gables, Fla.
2/14	L	5-19	Florida	Gainesville, Fla.
2/15	L	10-14	Florida	Gainesville, Fla.
2/17	W	18-3	Lynn	Coral Gables, Fla.
2/20	W	18-3	Notre Dame	Coral Gables, Fla.
2/21	W	27-2	Notre Dame	Coral Gables, Fla.
2/22	W	17-3	Notre Dame	Coral Gables, Fla.
2/27	W	5-4	Texas	Coral Gables, Fla.
2/28	W	9-5	Texas	Coral Gables, Fla.
3/1	L	7-8	Texas	Coral Gables, Fla.
3/6	W	15-1	Illinois	Coral Gables, Fla.
3/7	W	6-2	Furman	Coral Gables, Fla.
3/7	W	12-0	FIU	Coral Gables, Fla.
3/8	W	12-7	Illinois	Coral Gables, Fla.
3/13	W	9-4	Rutgers	Coral Gables, Fla.
3/14	W	10-2	Rutgers	Coral Gables, Fla.
3/15	W	18-6	Rutgers	Coral Gables, Fla.
3/17	W	15-1	Vermont	Coral Gables, Fla.
3/18	W	21-4	Iona	Coral Gables, Fla.
3/20	W	1-0	North Carolina	Coral Gables, Fla.
3/21	W	8-2	North Carolina	Coral Gables, Fla.
3/22	W	4-2	North Carolina	Coral Gables, Fla.
3/25	W	8-6	Drexel	Homestead, Fla.
3/27	W	7-0	Harvard	Coral Gables, Fla.
3/28	W	13-0	Harvard	Coral Gables, Fla.
3/29	W	9-2	Harvard	Coral Gables, Fla.
4/3	W	9-4	Florida State	Tallahassee, Fla.
4/4	W	8-2	Florida State	Tallahassee, Fla.
4/5	W	9-6	Florida State	Tallahassee, Fla.
4/10	W	9-3	Bethune-Cookman	Coral Gables, Fla.
4/11	W	13-1	Bethune-Cookman	Coral Gables, Fla.
4/12	W	17-0	Bethune-Cookman	Coral Gables, Fla.
4/15	W	4-2	FAU	Coral Gables, Fla.
4/17	W	12-8	St. Thomas	Coral Gables, Fla.
4/18	W	22-7	St. Thomas	Coral Gables, Fla.
4/22	W	23-3	FAU	Coral Gables, Fla.
4/24	L	7-22	Georgia Tech	Atlanta, Ga.
4/25	W	8-5	Georgia Tech	Atlanta, Ga.
4/26	W	9-8	Georgia Tech	Atlanta, Ga.
5/1	W	7-1	Florida State	Coral Gables, Fla.
5/2	L	5-11	Florida State	Coral Gables, Fla.
5/3	L	4-5	Florida State	Coral Gables, Fla.
5/8	W	14-8	Jacksonville	Jacksonville, Fla.
5/9	L	8-14	Jacksonville	Jacksonville, Fla.
5/10	W	14-6	Jacksonville	Jacksonville, Fla.
5/15	W	7-1	Georgia Southern	Coral Gables, Fla.
5/16	W	13-0	Georgia Southern	Coral Gables, Fla.
5/17	L	1-2	Georgia Southern	Coral Gables, Fla.
5/21+	W	21-6	Bowling Green	Coral Gables, Fla.
5/22+	L	5-6	North Carolina	Coral Gables, Fla.
5/23+	W	13-0	Texas Tech	Coral Gables, Fla.
5/23+	W	14-2	South Carolina	Coral Gables, Fla.
5/24+	W	7-4	North Carolina	Coral Gables, Fla.
5/29#	W	3-1	Long Beach State	Omaha, Neb.
5/31#	L	2-9	Arizona State	Omaha, Neb.
6/2#	L	3-6	Long Beach State	Omaha, Neb.

## NATIONAL CHAMPIONS

## 1999

## 50-13 (.794)

### COLLEGE WORLD SERIES

1/26	W	8-3	Barry	Coral Gables, Fla.
1/29	W	12-1	Stetson	Coral Gables, Fla.
1/30	W	4-3	Stetson (10)	Coral Gables, Fla.
2/6	L	4-7	Florida	Gainesville, Fla.
2/7	L	12-14	Florida	Gainesville, Fla.
2/10	L	3-4	FIU	Miami, Fla.
2/12	W	7-4	Florida	Coral Gables, Fla.
2/13	W	10-3	Florida	Coral Gables, Fla.
2/17	W	3-1	FAU	Coral Gables, Fla.
2/19	W	13-1	James Madison	Coral Gables, Fla.
2/20	W	12-3	James Madison	Coral Gables, Fla.
2/21	W	14-2	James Madison	Coral Gables, Fla.
2/26	W	7-1	Texas	Coral Gables, Fla.
2/27	W	6-4	Texas	Coral Gables, Fla.
2/28	W	14-11	Texas	Coral Gables, Fla.
3/5	L	3-4	Georgia	Coral Gables, Fla.
3/6	L	5-6	East Carolina	Coral Gables, Fla.
3/6	W	23-3	Ohio State	Coral Gables, Fla.
3/7	W	8-1	Georgia	Coral Gables, Fla.
3/12	W	16-1	Princeton	Coral Gables, Fla.
3/13	W	16-1	Princeton	Coral Gables, Fla.
3/14	W	15-6	Princeton	Coral Gables, Fla.
3/16	W	8-5	USF	Tampa, Fla.
3/17	W	9-4	USF	Tampa, Fla.
3/19	W	15-1	Marist	Homestead, Fla.
3/20	L	3-9	Iowa	Homestead, Fla.
3/26	W	12-3	New York Tech	Coral Gables, Fla.
3/27	W	20-0	New York Tech	Coral Gables, Fla.
4/2	W	5-3	Clemson	Charlotte, N.C.
4/3	L	5-7	Clemson	Charlotte, N.C.
4/4	W	14-11	Clemson	Charlotte, N.C.
4/9	W	7-4	NC State	Coral Gables, Fla.
4/10	L	9-13	NC State	Coral Gables, Fla.
4/11	W	7-6	NC State	Coral Gables, Fla.
4/16	L	2-8	Florida State	Tallahassee, Fla.
4/17	W	4-3	Florida State	Tallahassee, Fla.
4/18	W	8-7	Florida State	Tallahassee, Fla.
4/23	W	8-7	Florida State	Coral Gables, Fla.
4/24	W	9-4	Florida State	Coral Gables, Fla.
4/25	W	9-8	Florida State	Coral Gables, Fla.
4/30	L	6-13	Elon	Coral Gables, Fla.
5/1	W	11-0	Elon	Coral Gables, Fla.
5/2	W	24-5	Elon	Coral Gables, Fla.
5/4	L	7-12	FIU	Coral Gables, Fla.
5/7	W	2-0	Jacksonville	Coral Gables, Fla.
5/8	W	12-9	Jacksonville	Coral Gables, Fla.
5/11	W	5-3	Notre Dame	South Bend, Ind.
5/12	L	0-1	Notre Dame	South Bend, Ind.
5/14	W	17-1	Winthrop	Coral Gables, Fla.
5/15	W	9-2	Winthrop	Coral Gables, Fla.
5/16	W	8-2	Winthrop	Coral Gables, Fla.
5/20	L	0-12	Long Beach State	Long Beach, Calif.
5/21	W	9-7	Long Beach State	Long Beach, Calif.
5/22	W	8-6	Long Beach State	Long Beach, Calif.
5/28+	W	15-9	Bethune-Cookman	Coral Gables, Fla.
5/29+	W	6-4	FIU	Coral Gables, Fla.
5/30+	W	3-2	FAU	Coral Gables, Fla.
6/4\$	W	10-2	Wake Forest	Coral Gables, Fla.
6/5\$	W	8-1	Wake Forest	Coral Gables, Fla.
6/11#	W	8-4	Rice	Omaha, Neb.
6/13#	W	8-1	Alabama	Omaha, Neb.
6/17#	W	5-2	Alabama	Omaha, Neb.
6/19#	W	6-5	Florida State	Omaha, Neb.

# ALL-TIME RESULTS

## 2000

## 41-19-1 (.672)

### NCAA TOURNAMENT

1/26	W	5-4	Lynn	Coral Gables, Fla.
1/28	W	6-3	Wake Forest	Orlando, Fla.
1/29	L	0-4	Clemson	Orlando, Fla.
1/30	L	0-9	North Carolina	Orlando, Fla.
2/4	W	16-8	Florida	Coral Gables, Fla.
2/5	W	17-1	Florida	Coral Gables, Fla.
2/9	L	2-7	FAU	Coral Gables, Fla.
2/12	L	3-4	Florida	Gainesville, Fla.
2/13	L	11-20	Florida	Gainesville, Fla.
2/15	W	5-3	Barry	Coral Gables, Fla.
2/18	W	8-3	USF	Coral Gables, Fla.
2/19	W	6-0	USF	Coral Gables, Fla.
2/20	W	3-2	USF	Coral Gables, Fla.
2/25	W	13-8	Villanova	Coral Gables, Fla.
2/26	W	10-1	Eastern Michigan	Homestead, Fla.
2/27	W	9-1	Eastern Michigan	Homestead, Fla.
3/1	L	6-7	FIU	Coral Gables, Fla.
3/3	W	19-2	C.W. Post	Coral Gables, Fla.
3/4	W	21-6	C.W. Post	Coral Gables, Fla.
3/5	W	33-0	C.W. Post	Coral Gables, Fla.
3/8	L	11-13	Michigan State	Coral Gables, Fla.
3/10	W	6-5	Rutgers	Coral Gables, Fla.
3/11	L	6-11	Rutgers	Coral Gables, Fla.
3/12	W	5-3	Rutgers	Coral Gables, Fla.
3/15	W	6-1	Iona	Coral Gables, Fla.
3/17	W	12-5	Michigan	Coral Gables, Fla.
3/18	W	10-3	Michigan	Coral Gables, Fla.
3/19	T	6-6	Michigan (10)	Coral Gables, Fla.
3/22	W	4-2	Northwestern	Coral Gables, Fla.
3/24	L	5-6	Dartmouth	Coral Gables, Fla.
3/25	W	10-8	Dartmouth	Coral Gables, Fla.
3/26	W	6-1	Dartmouth	Coral Gables, Fla.
3/28	W	5-2	FIU	Homestead, Fla.
3/30	W	6-0	Harvard	Coral Gables, Fla.
4/7	L	13-14	Florida State (17)	Tallahassee, Fla.
4/8	L	2-12	Florida State	Tallahassee, Fla.
4/9	L	4-5	Florida State	Tallahassee, Fla.
4/14	W	7-3	Florida State	Coral Gables, Fla.
4/15	W	7-3	Florida State	Coral Gables, Fla.
4/16	L	3-14	Florida State	Coral Gables, Fla.
4/21	W	12-0	NC State	Durham, N.C.
4/22	W	19-1	NC State	Raleigh, N.C.
4/23	L	4-5	NC State	Raleigh, N.C.
4/28	W	6-3	Long Beach State	Coral Gables, Fla.
4/29	W	12-2	Long Beach State	Coral Gables, Fla.
4/30	L	4-6	Long Beach State	Coral Gables, Fla.
5/6	L	2-10	Georgia Tech	Coral Gables, Fla.
5/7	W	3-2	Georgia Tech	Coral Gables, Fla.
5/8	W	7-5	Georgia Tech	Coral Gables, Fla.
5/12	W	4-2	Jacksonville	Jacksonville, Fla.
5/13	W	14-6	Jacksonville	Jacksonville, Fla.
5/14	L	7-8	Jacksonville	Jacksonville, Fla.
5/19	W	6-1	New York Tech	Coral Gables, Fla.
5/20	W	9-8	New York Tech	Coral Gables, Fla.
5/21	W	17-3	New York Tech	Coral Gables, Fla.
5/26+	W	19-5	Wagner	Coral Gables, Fla.
5/27+	W	11-5	Florida Atlantic	Coral Gables, Fla.
5/28+	W	14-4	FIU	Coral Gables, Fla.
6/2S	L	2-9	Florida State	Tallahassee, Fla.
6/3S	W	7-5	Florida State	Tallahassee, Fla.
6/4S	L	1-6	Florida State	Tallahassee, Fla.

## NATIONAL CHAMPIONS

## 2001

## 53-12 (.815)

### COLLEGE WORLD SERIES

1/25	W	9-3	FAU	Coral Gables, Fla.
1/26	L	10-11	FAU	Boca Raton, Fla.
1/27	W	4-2	FAU	Coral Gables, Fla.
2/3	W	14-5	Florida	Gainesville, Fla.
2/7	W	4-3	FIU	Miami, Fla.
2/9	W	10-4	Florida	Coral Gables, Fla.
2/10	W	8-7	Florida	Coral Gables, Fla.
2/11	L	3-9	Oklahoma State	Coral Gables, Fla.
2/16	W	4-2	Elon	Coral Gables, Fla.
2/17	W	10-9	Elon (12)	Coral Gables, Fla.
2/18	W	7-4	Elon	Coral Gables, Fla.
2/21	L	10-17	FIU	Coral Gables, Fla.
2/23	W	10-2	FIU	Homestead, Fla.
2/24	W	2-0	FIU	Homestead, Fla.
2/25	W	14-0	Albany	Coral Gables, Fla.
3/2	W	8-6	San Diego State	Minneapolis, Minn.
3/3	W	10-1	Minnesota	Minneapolis, Minn.
3/4	W	8-2	Arkansas	Minneapolis, Minn.
3/7	W	6-2	Pittsburgh	Coral Gables, Fla.
3/9	L	4-6	Rutgers (11)	Coral Gables, Fla.
3/10	W	13-2	Rutgers	Coral Gables, Fla.
3/11	L	6-9	Rutgers	Coral Gables, Fla.
3/13	W	8-9	USF	Tampa, Fla.
3/14	W	13-9	USF	Tampa, Fla.
3/16	W	14-13	East Carolina	Coral Gables, Fla.
3/17	L	2-7	East Carolina	Coral Gables, Fla.
3/18	W	8-4	East Carolina (8)	Coral Gables, Fla.
3/21	W	2-1	Cornell (10)	Coral Gables, Fla.
3/23	W	5-3	Northeastern	Coral Gables, Fla.
3/24	W	5-2	Northeastern	Coral Gables, Fla.
3/25	W	5-3	Northeastern	Coral Gables, Fla.
3/25	L	2-8	Cal State Fullerton	Coral Gables, Fla.
3/31	L	5-8	Cal State Fullerton	Coral Gables, Fla.
4/1	L	2-9	Cal State Fullerton	Coral Gables, Fla.
4/6	W	13-4	Savannah State	Coral Gables, Fla.
4/7	W	7-2	Savannah State	Coral Gables, Fla.
4/8	W	16-5	Savannah State	Coral Gables, Fla.
4/13	L	9-10	Florida State	Coral Gables, Fla.
4/14	W	5-4	Florida State	Coral Gables, Fla.
4/15	W	7-1	Florida State	Coral Gables, Fla.
4/20	W	7-5	Florida State	Tallahassee, Fla.
4/21	W	9-6	Florida State	Tallahassee, Fla.
4/22	W	7-4	Florida State	Tallahassee, Fla.
4/27	L	0-5	Virginia	Coral Gables, Fla.
4/28	W	5-1	Virginia	Coral Gables, Fla.
4/29	W	12-6	Virginia	Coral Gables, Fla.
5/4	L	2-3	Jacksonville	Coral Gables, Fla.
5/5	W	13-3	Jacksonville	Coral Gables, Fla.
5/6	W	6-2	Jacksonville	Coral Gables, Fla.
5/11	W	12-4	Florida Southern	Coral Gables, Fla.
5/12	W	16-3	Florida Southern	Coral Gables, Fla.
5/13	W	5-4	Florida Southern	Coral Gables, Fla.
5/18	W	17-5	New York Tech	Coral Gables, Fla.
5/19	W	14-7	New York Tech	Coral Gables, Fla.
5/20	W	11-1	New York Tech	Coral Gables, Fla.
5/25+	W	14-6	Bucknell	Coral Gables, Fla.
5/26+	W	6-2	Florida	Coral Gables, Fla.
5/27+	W	16-8	Stetson	Coral Gables, Fla.
6/1S	W	10-8	Clemson	Coral Gables, Fla.
6/2S	W	14-6	Clemson	Coral Gables, Fla.
6/9#	W	21-13	Tennessee	Omaha, Neb.
6/11#	W	4-3	USC	Omaha, Neb.
6/14#	W	12-6	Tennessee	Omaha, Neb.
6/16#	W	12-1	Stanford	Omaha, Neb.

HISTORY

# ALL-TIME RESULTS

2002

34-29 (.540)

2003

45-17-1 (.714)

## NCAA TOURNAMENT

2/1	W	5-4	Tennessee	Coral Gables, Fla.
2/2	L	4-7	Tennessee	Coral Gables, Fla.
2/3	W	9-4	Tennessee	Coral Gables, Fla.
2/6	L	1-7	FIU	Miami, Fla.
2/8	L	9-12	Florida	Coral Gables, Fla.
2/10	L	2-6	Florida	Coral Gables, Fla.
2/15	W	10-4	Minnesota	Coral Gables, Fla.
2/16	W	21-17	Minnesota	Coral Gables, Fla.
2/17	W	7-6	Minnesota	Coral Gables, Fla.
2/22	W	6-2	FIU	Homestead, Fla.
2/23	W	11-4	Kansas State	Homestead, Fla.
2/24	W	10-2	Lipscomb	Coral Gables, Fla.
3/1	L	10-11	USC	Fullerton, Calif.
3/2	W	5-3	Cal State Fullerton	Fullerton, Calif.
3/3	L	6-8	Houston	Fullerton, Calif.
3/8	L	6-7	USF	Coral Gables, Fla.
3/9	L	7-13	USF	Coral Gables, Fla.
3/10	W	8-5	USF	Coral Gables, Fla.
3/13	L	4-12	Ball State	Coral Gables, Fla.
3/15	L	3-4	Rutgers	Coral Gables, Fla.
3/16	W	8-3	Rutgers	Coral Gables, Fla.
3/17	L	5-9	Rutgers	Coral Gables, Fla.
3/20	L	10-13	Wisconsin-Milwaukee	Coral Gables, Fla.
3/23	W	8-7	UCLA	Coral Gables, Fla.
3/24	W	8-2	UCLA	Coral Gables, Fla.
3/25	W	5-1	UCLA	Coral Gables, Fla.
3/26	W	5-3	Northwestern	Coral Gables, Fla.
3/29	L	2-3	Elon	Coral Gables, Fla.
3/30	L	8-11	Elon	Coral Gables, Fla.
3/31	W	5-4	Elon	Coral Gables, Fla.
4/5	L	3-13	Florida State	Tallahassee, Fla.
4/6	W	5-2	Florida State	Tallahassee, Fla.
4/7	L	7-9	Florida State	Tallahassee, Fla.
4/12	L	4-6	Florida State	Coral Gables, Fla.
4/13	L	3-9	Florida State	Coral Gables, Fla.
4/14	L	11-17	Florida State	Coral Gables, Fla.
4/19	W	9-6	Long Beach State	Coral Gables, Fla.
4/20	W	10-6	Long Beach State	Coral Gables, Fla.
4/21	L	1-10	Long Beach State	Coral Gables, Fla.
4/24	W	6-5	FAU	Coral Gables, Fla.
4/26	L	4-5	North Carolina	Chapel Hill, N.C.
4/27	W	4-3	North Carolina	Chapel Hill, N.C.
4/28	L	4-5	North Carolina	Chapel Hill, N.C.
5/2	L	7-9	FIU	Coral Gables, Fla.
5/3	W	12-4	Bethune-Cookman	Coral Gables, Fla.
5/4	L	1-3	Bethune-Cookman	Coral Gables, Fla.
5/5	W	14-2	Bethune-Cookman	Coral Gables, Fla.
5/10	L	6-7	Georgia Tech	Atlanta, Ga.
5/11	W	10-2	Georgia Tech	Atlanta, Ga.
5/12	L	8-16	Georgia Tech	Atlanta, Ga.
5/17	L	9-11	Jacksonville	Coral Gables, Fla.
5/18	W	8-4	Jacksonville	Coral Gables, Fla.
5/19	W	10-6	Jacksonville	Coral Gables, Fla.
5/24	W	16-1	New York Tech	Coral Gables, Fla.
5/25	W	4-2	New York Tech	Coral Gables, Fla.
5/26	W	11-5	New York Tech	Coral Gables, Fla.
5/31+	W	9-1	FIU	Gainesville, Fla.
6/1+	W	7-2	Florida	Gainesville, Fla.
6/2+	L	10-11	Florida (10)	Gainesville, Fla.
6/2+	W	8-7	Florida	Gainesville, Fla.
6/7\$	L	7-10	South Carolina	Columbia, S.C.
6/8\$	W	5-2	South Carolina	Columbia, S.C.
6/9\$	L	4-6	South Carolina	Columbia, S.C.

## COLLEGE WORLD SERIES

2/5	W	12-7	FIU	Coral Gables, Fla.
2/6	W	13-2	Campbell	Coral Gables, Fla.
2/7	W	10-3	Campbell	Coral Gables, Fla.
2/8	L	9-12	Campbell	Coral Gables, Fla.
2/14	W	9-2	Florida	Gainesville, Fla.
2/15	L	3-5	Florida	Gainesville, Fla.
2/21	W	6-3	San Diego State	Coral Gables, Fla.
2/22	W	4-1	San Diego State	Coral Gables, Fla.
2/23	W	6-3	San Diego State	Coral Gables, Fla.
2/28	L	7-8	The Citadel	Coral Gables, Fla.
3/1	W	6-1	The Citadel	Coral Gables, Fla.
3/2	W	14-6	The Citadel	Coral Gables, Fla.
3/7	W	5-2	Tennessee	Knoxville, Tenn.
3/8	W	8-4	Tennessee	Knoxville, Tenn.
3/9	W	10-4	Tennessee	Knoxville, Tenn.
3/11	W	3-2	USF	Coral Gables, Fla.
3/12	W	6-4	USF	Coral Gables, Fla.
3/14	W	15-5	Rutgers	Coral Gables, Fla.
3/16	L	7-8	Rutgers	Coral Gables, Fla.
3/18	W	16-2	St. Peter's	Coral Gables, Fla.
3/19	W	9-8	Stony Brook	Coral Gables, Fla.
3/21	W	18-8	Boston College	Coral Gables, Fla.
3/22	W	17-5	Boston College	Coral Gables, Fla.
3/26	W	10-9	Harvard	Homestead, Fla.
3/28	W	7-6	Georgia Tech	Coral Gables, Fla.
3/29	W	13-8	Georgia Tech	Coral Gables, Fla.
3/30	W	17-16	Georgia Tech	Coral Gables, Fla.
4/2	L	3-5	FAU	Coral Gables, Fla.
4/4	W	8-5	Oral Roberts	Coral Gables, Fla.
4/5	L	1-10	Oral Roberts	Coral Gables, Fla.
4/6	W	11-8	Oral Roberts	Coral Gables, Fla.
4/11	W	6-1	Virginia	Charlottesville, Va.
4/12	W	10-4	Virginia	Charlottesville, Va.
4/13	L	2-17	Virginia	Charlottesville, Va.
4/16	W	6-4	FIU	Miami, Fla.
4/18	L	2-4	Florida State	Coral Gables, Fla.
4/19	L	4-6	Florida State	Coral Gables, Fla.
4/20	T	7-7	Florida State	Coral Gables, Fla.
4/25	L	0-1	Florida State	Tallahassee, Fla.
4/26	W	14-3	Florida State	Tallahassee, Fla.
4/27	L	0-12	Florida State	Tallahassee, Fla.
5/2	W	27-1	Pace	Coral Gables, Fla.
5/3	W	23-1	Pace	Coral Gables, Fla.
5/4	W	20-2	Pace	Coral Gables, Fla.
5/9	W	12-2	Jacksonville	Jacksonville, Fla.
5/10	L	8-11	Jacksonville	Jacksonville, Fla.
5/11	L	4-5	Jacksonville	Jacksonville, Fla.
5/16	W	12-7	Savannah State	Coral Gables, Fla.
5/17	W	11-2	Savannah State	Coral Gables, Fla.
5/18	W	11-3	Savannah State	Coral Gables, Fla.
5/19	W	6-4	Savannah State	Coral Gables, Fla.
5/22	W	6-4	Long Beach State	Long Beach, Calif.
5/23	W	3-2	Long Beach State	Long Beach, Calif.
5/24	L	3-7	Long Beach State	Long Beach, Calif.
5/30+	W	10-5	Bethune-Cookman	Coral Gables, Fla.
5/31+	W	1-0	FAU	Coral Gables, Fla.
6/1+	L	5-15	Florida	Coral Gables, Fla.
6/1+	W	13-10	Florida	Coral Gables, Fla.
6/7\$	W	10-9	NC State	Coral Gables, Fla.
6/8\$	W	11-5	NC State (11)	Coral Gables, Fla.
6/14#	L	2-13	Texas	Omaha, Neb.
6/16#	W	7-5	Missouri State	Omaha, Neb.
6/17#	L	1-5	Texas	Omaha, Neb.

HISTORY

# ALL-TIME RESULTS

**2004**

**50-13 (.794)**

**2005**

**41-19-1 (.672)**

## COLLEGE WORLD SERIES

2/13	L	0-3	Florida	Coral Gables, Fla.
2/14	W	4-1	Florida	Coral Gables, Fla.
2/15	W	19-5	Florida	Coral Gables, Fla.
2/20	W	8-7	Tennessee	Coral Gables, Fla.
2/21	L	11-14	Tennessee	Coral Gables, Fla.
2/22	W	14-3	Tennessee	Coral Gables, Fla.
2/26	L	7-11	FIU	Miami, Fla.
2/27	W	9-7	FIU	Homestead, Fla.
2/28	W	17-0	La Salle	Homestead, Fla.
2/29	W	9-2	Minnesota	Coral Gables, Fla.
3/4	W	9-3	Maine	Coral Gables, Fla.
3/5	W	6-3	Elon	Coral Gables, Fla.
3/6	W	24-0	Elon	Coral Gables, Fla.
3/7	W	6-5	Elon	Coral Gables, Fla.
3/10	W	10-8	Campbell	Coral Gables, Fla.
3/12	W	12-2	Rutgers	Coral Gables, Fla.
3/13	W	10-5	Rutgers	Coral Gables, Fla.
3/14	W	6-5	Rutgers	Coral Gables, Fla.
3/16	L	2-7	USF	Tampa, Fla.
3/17	W	17-3	USF	Tampa, Fla.
3/19	W	6-3	Illinois-Chicago	Coral Gables, Fla.
3/20	W	6-4	Illinois-Chicago	Coral Gables, Fla.
3/21	W	13-1	Illinois-Chicago	Coral Gables, Fla.
3/24	L	4-5	FIU	Coral Gables, Fla.
3/27	W	6-1	Penn State	Coral Gables, Fla.
3/27	W	1-0	Penn State	Coral Gables, Fla.
3/28	W	11-3	Penn State	Coral Gables, Fla.
4/2	L	4-17	Georgia Tech	Atlanta, Ga.
4/3	W	9-7	Georgia Tech	Atlanta, Ga.
4/4	W	16-13	Georgia Tech	Atlanta, Ga.
4/9	L	5-6	Florida State	Coral Gables, Fla.
4/10	W	17-11	Florida State	Coral Gables, Fla.
4/11	W	4-0	Florida State	Coral Gables, Fla.
4/16	W	10-0	Florida State	Coral Gables, Fla.
4/17	W	7-3	Florida State	Coral Gables, Fla.
4/18	L	3-10	Florida State	Coral Gables, Fla.
4/23	W	8-0	Virginia	Coral Gables, Fla.
4/24	W	22-3	Virginia	Coral Gables, Fla.
4/25	L	3-4	Virginia	Coral Gables, Fla.
4/30	W	6-1	Coastal Carolina	Coral Gables, Fla.
5/1	W	5-1	Coastal Carolina	Coral Gables, Fla.
5/2	W	13-11	Coastal Carolina	Coral Gables, Fla.
5/7	W	6-4	Jacksonville	Coral Gables, Fla.
5/8	W	12-4	Jacksonville	Coral Gables, Fla.
5/9	W	7-4	Jacksonville	Coral Gables, Fla.
5/14	L	1-4	North Carolina	Coral Gables, Fla.
5/15	W	4-3	North Carolina	Coral Gables, Fla.
5/16	L	0-2	North Carolina	Coral Gables, Fla.
5/19	W	13-3	FAU	Coral Gables, Fla.
5/20	W	9-1	Ball State	Coral Gables, Fla.
5/21	W	4-2	Ball State	Coral Gables, Fla.
5/22	W	7-3	Ball State	Coral Gables, Fla.
5/27	W	8-5	Long Beach State	Coral Gables, Fla.
5/28	W	7-3	Long Beach State	Coral Gables, Fla.
5/29	W	7-6	Long Beach State	Coral Gables, Fla.
6/4+	W	6-3	St. Bonaventure	Coral Gables, Fla.
6/5+	W	19-5	NC State	Coral Gables, Fla.
6/6+	W	19-6	FAU	Coral Gables, Fla.
6/12\$	W	8-7	Florida	Coral Gables, Fla.
6/13\$	W	3-1	Florida	Coral Gables, Fla.
6/19#	W	9-5	LSU	Omaha, Neb.
6/21#	L	3-6	Cal State Fullerton	Omaha, Neb.
6/22#	L	11-15	South Carolina	Omaha, Neb.

## NCAA TOURNAMENT

2/1	W	7-0	FIU	Coral Gables, Fla.
2/4	W	12-5	High Point	Coral Gables, Fla.
2/5	W	7-6	High Point (II)	Coral Gables, Fla.
2/6	W	10-1	High Point	Coral Gables, Fla.
2/11	W	11-9	USF	Coral Gables, Fla.
2/12	W	7-5	USF	Coral Gables, Fla.
2/13	W	9-4	USF	Coral Gables, Fla.
2/18	W	9-7	Florida	Gainesville, Fla.
2/19	L	1-2	Florida (II)	Gainesville, Fla.
2/20	L	11-14	Florida	Gainesville, Fla.
2/25	W	12-1	George Washington	Coral Gables, Fla.
2/26	L	4-5	George Washington	Coral Gables, Fla.
2/27	W	16-3	George Washington	Coral Gables, Fla.
3/2	W	5-1	Northeastern	Coral Gables, Fla.
3/4	W	6-1	NC State*	Coral Gables, Fla.
3/5	L	5-11	NC State*	Coral Gables, Fla.
3/6	W	13-7	NC State*	Coral Gables, Fla.
3/8	W	3-0	Pittsburgh	Coral Gables, Fla.
3/11	W	14-3	Duke*	Coral Gables, Fla.
3/12	W	12-1	Duke*	Coral Gables, Fla.
3/13	W	6-1	Duke*	Coral Gables, Fla.
3/16	W	13-2	Rutgers	Coral Gables, Fla.
3/18	W	11-2	Wake Forest*	Winston-Salem, N.C.
3/19	L	6-13	Wake Forest*	Winston-Salem, N.C.
3/20	W	12-4	Wake Forest*	Winston-Salem, N.C.
3/23	W	11-3	FIU	Miami, Fla.
3/25	W	20-1	Georgia Tech*	Coral Gables, Fla.
3/26	L	6-17	Georgia Tech*	Coral Gables, Fla.
3/27	L	10-11	Georgia Tech*	Coral Gables, Fla.
3/31	W	1-0	Oral Roberts	Coral Gables, Fla.
4/1	W	17-6	Oral Roberts	Coral Gables, Fla.
4/2	L	3-4	Oral Roberts (12)	Coral Gables, Fla.
4/3	L	8-12	Oral Roberts	Coral Gables, Fla.
4/8	W	7-3	Virginia Tech*	Blacksburg, Va.
4/9	W	20-5	Virginia Tech*	Salem, Va.
4/10	W	9-5	Virginia Tech*	Salem, Va.
4/15	W	17-7	North Carolina*	Chapel Hill, N.C.
4/16	W	18-9	North Carolina*	Chapel Hill, N.C.
4/17	T	7-7	North Carolina*	Chapel Hill, N.C.
4/22	W	5-3	Florida State*	Coral Gables, Fla.
4/23	W	5-2	Florida State*	Coral Gables, Fla.
4/24	L	1-13	Florida State*	Coral Gables, Fla.
4/29	W	4-3	Maryland*	Coral Gables, Fla.
4/30	W	12-8	Maryland*	Coral Gables, Fla.
5/1	L	9-11	Maryland*	Coral Gables, Fla.
5/6	W	4-2	Jacksonville	Coral Gables, Fla.
5/7	W	15-2	Jacksonville	Coral Gables, Fla.
5/8	W	6-5	Jacksonville (10)	Coral Gables, Fla.
5/13	W	7-6	Virginia*	Charlottesville, Va.
5/14	W	1-0	Virginia*	Charlottesville, Va.
5/15	L	3-4	Virginia*	Charlottesville, Va.
5/19	L	5-15	Clemson*	Clemson, S.C.
5/20	L	2-9	Clemson*	Clemson, S.C.
5/21	L	2-6	Clemson*	Clemson, S.C.
5/25%	L	1-2	NC State	Jacksonville, Fla.
5/26%	L	1-9	Clemson	Jacksonville, Fla.
6/3+	W	6-2	VCU	Coral Gables, Fla.
6/4+	W	4-1	Mississippi State	Coral Gables, Fla.
6/5+	W	10-4	Mississippi State	Coral Gables, Fla.
6/10\$	L	1-3	Nebraska	Lincoln, Neb.
6/11\$	L	3-6	Nebraska	Lincoln, Neb.

HISTORY

# ALL-TIME RESULTS

2006

42-24 (.636)

2007

37-24 (.607)

## COLLEGE WORLD SERIES

1/28	W	17-3	FIU	Coral Gables, Fla.
1/29	W	5-0	FIU	Miami, Fla.
2/3	W	16-4	Winthrop	Coral Gables, Fla.
2/5	L	3-8	Winthrop	Coral Gables, Fla.
2/5	L	3-4	Winthrop	Coral Gables, Fla.
2/10	W	3-1	UCLA	Los Angeles, Calif.
2/11	L	4-7	UCLA	Los Angeles, Calif.
2/12	W	5-2	UCLA	Los Angeles, Calif.
2/15	W	13-4	Louisville	Coral Gables, Fla.
2/17	L	1-2	Florida	Coral Gables, Fla.
2/18	L	1-4	Florida	Coral Gables, Fla.
2/19	L	10-11	Florida	Coral Gables, Fla.
2/25	W	4-3	Bethune-Cookman	Coral Gables, Fla.
2/25	W	9-1	Bethune-Cookman	Coral Gables, Fla.
2/26	W	9-1	Bethune-Cookman	Coral Gables, Fla.
3/3	W	4-0	Indiana	Coral Gables, Fla.
3/4	W	7-2	Indiana	Coral Gables, Fla.
3/5	W	6-4	Indiana	Coral Gables, Fla.
3/8	W	9-4	Michigan State	Coral Gables, Fla.
3/10	W	14-3	Virginia Tech*	Coral Gables, Fla.
3/11	W	12-3	Virginia Tech*	Coral Gables, Fla.
3/12	W	10-4	Virginia Tech*	Coral Gables, Fla.
3/14	W	6-0	Fordham	Coral Gables, Fla.
3/15	W	12-2	Manhattan	Coral Gables, Fla.
3/17	W	3-0	Duke*	Durham, N.C.
3/18	W	4-3	Duke*	Durham, N.C.
3/19	W	7-1	Duke*	Durham, N.C.
3/24	W	10-2	Maryland*	College Park, Md.
3/25	L	4-5	Maryland*	College Park, Md.
3/26	W	3-1	Maryland*	College Park, Md.
3/31	L	6-8	Clemson*	Coral Gables, Fla.
4/1	L	2-6	Clemson*	Coral Gables, Fla.
4/2	L	1-14	Clemson*	Coral Gables, Fla.
4/7	L	7-8	North Carolina*	Coral Gables, Fla.
4/8	W	9-7	North Carolina*	Coral Gables, Fla.
4/9	L	6-9	North Carolina*	Coral Gables, Fla.
4/14	W	7-3	Florida State*	Tallahassee, Fla.
4/15	L	1-16	Florida State*	Tallahassee, Fla.
4/16	W	7-5	Florida State*	Tallahassee, Fla.
4/21	L	2-8	Virginia*	Coral Gables, Fla.
4/22	L	7-15	Virginia*	Coral Gables, Fla.
4/23	W	9-8	Virginia (10)*	Coral Gables, Fla.
4/28	L	2-9	NC State*	Raleigh, N.C.
4/29	W	9-6	NC State*	Raleigh, N.C.
4/30	W	12-10	NC State*	Raleigh, N.C.
5/5	W	5-2	Wright State	Coral Gables, Fla.
5/6	W	14-1	Wright State	Coral Gables, Fla.
5/7	W	15-1	Wright State	Coral Gables, Fla.
5/12	W	13-1	Wake Forest*	Coral Gables, Fla.
5/13	W	11-10	Wake Forest (10)*	Coral Gables, Fla.
5/14	L	5-8	Wake Forest*	Coral Gables, Fla.
5/18	W	8-7	Georgia Tech*	Atlanta, Ga.
5/19	L	5-14	Georgia Tech*	Atlanta, Ga.
5/20	L	7-12	Georgia Tech*	Atlanta, Ga.
5/24%	L	1-2	Georgia Tech	Jacksonville, Fla.
5/25%	W	4-1	Wake Forest	Jacksonville, Fla.
5/26%	L	4-7	Georgia Tech	Jacksonville, Fla.
6/2+	W	11-2	San Francisco	Lincoln, Neb.
6/3+	W	8-2	Manhattan	Lincoln, Neb.
6/4+	W	10-4	Manhattan	Lincoln, Neb.
6/10S	L	9-11	Mississippi	Oxford, Miss.
6/11S	W	7-0	Mississippi	Oxford, Miss.
6/12S	W	14-9	Mississippi	Oxford, Miss.
6/17#	W	11-1	Oregon State	Omaha, Neb.
6/19#	L	2-3	Rice	Omaha, Neb.
6/20#	L	1-8	Oregon State	Omaha, Neb.

## NCAA TOURNAMENT

2/2	L	5-6	Mercer	Coral Gables, Fla.
2/3	L	5-8	Mercer	Coral Gables, Fla.
2/9	W	1-0	UCLA	Coral Gables, Fla.
2/10	W	9-8	UCLA	Coral Gables, Fla.
2/11	W	7-3	UCLA	Coral Gables, Fla.
2/16	L	2-7	Florida	Gainesville, Fla.
2/17	L	5-7	Florida	Gainesville, Fla.
2/18	W	10-7	Florida	Gainesville, Fla.
2/23	L	10-7	Elon	Coral Gables, Fla.
2/24	W	17-4	Elon	Coral Gables, Fla.
2/25	W	6-3	Elon	Coral Gables, Fla.
3/2	W	14-8	Fordham	Coral Gables, Fla.
3/3	W	8-1	Fordham	Coral Gables, Fla.
3/4	W	10-9	Fordham (10)	Coral Gables, Fla.
3/6	L	2-5	St. Bonaventure	Coral Gables, Fla.
3/7	W	7-2	La Salle	Coral Gables, Fla.
3/9	L	5-7	North Carolina*	Chapel Hill, N.C.
3/10	L	1-3	North Carolina*	Chapel Hill, N.C.
3/11	L	7-11	North Carolina*	Chapel Hill, N.C.
3/13	W	4-2	Maine	Coral Gables, Fla.
3/14	W	4-1	Rutgers	Coral Gables, Fla.
3/16	W	13-3	Maryland*	Coral Gables, Fla.
3/17	W	4-3	Maryland*	Coral Gables, Fla.
3/18	L	4-5	Maryland*	Coral Gables, Fla.
3/23	L	1-4	Virginia*	Charlottesville, Va.
3/24	L	0-3	Virginia*	Charlottesville, Va.
3/25	W	4-2	Virginia*	Charlottesville, Va.
3/30	W	10-3	Clemson*	Clemson, S.C.
3/31	L	1-4	Clemson*	Clemson, S.C.
4/1	W	7-6	Clemson*	Clemson, S.C.
4/4	W	10-9	FIU (10)	Coral Gables, Fla.
4/6	L	2-9	Georgia Tech*	Coral Gables, Fla.
4/7	W	5-2	Georgia Tech (11)*	Coral Gables, Fla.
4/8	W	8-7	Georgia Tech*	Coral Gables, Fla.
4/11	W	11-7	FIU	Miami, Fla.
4/13	L	3-5	NC State (13)*	Coral Gables, Fla.
4/14	W	5-1	NC State*	Coral Gables, Fla.
4/15	L	9-19	NC State*	Coral Gables, Fla.
4/18	L	2-3	North Florida	Coral Gables, Fla.
4/20	W	11-9	Virginia Tech*	Blacksburg, Va.
4/21	W	4-3	Virginia Tech*	Blacksburg, Va.
4/22	W	9-5	Virginia Tech*	Blacksburg, Va.
4/25	W	7-3	Stetson	Coral Gables, Fla.
4/27	L	6-7	Florida State*	Coral Gables, Fla.
4/28	L	8-13	Florida State*	Coral Gables, Fla.
4/29	W	7-1	Florida State*	Coral Gables, Fla.
5/4	W	3-2	Wright State	Coral Gables, Fla.
5/5	W	11-2	Wright State	Coral Gables, Fla.
5/6	W	13-5	Wright State	Coral Gables, Fla.
5/11	W	9-8	Wake Forest (14)*	Winston-Salem, N.C.
5/12	L	10-12	Wake Forest*	Winston-Salem, N.C.
5/13	W	2-1	Wake Forest*	Winston-Salem, N.C.
5/17	W	2-1	Duke*	Coral Gables, Fla.
5/18	W	5-1	Duke*	Coral Gables, Fla.
5/19	W	14-5	Duke*	Coral Gables, Fla.
5/23%	L	4-5	Clemson (13)	Jacksonville, Fla.
5/25%	W	9-3	Florida State	Jacksonville, Fla.
5/26%	L	3-7	Wake Forest	Jacksonville, Fla.
6/1+	L	7-13	Louisville	Columbia, Mo.
6/2+	W	8-7	Kent State	Columbia, Mo.
6/3+	L	7-8	Louisville	Columbia, Mo.

HISTORY



# ALL-TIME RESULTS

**2008**

**53-II (.828)**

**2009**

**38-22 (.633)**

## COLLEGE WORLD SERIES

2/22	W	3-1	Cincinnati	Coral Gables, Fla.
2/23	W	6-4	Cincinnati	Coral Gables, Fla.
2/24	W	8-0	Cincinnati	Coral Gables, Fla.
2/26E	L	2-7	Miami Marlins	Jupiter, Fla.
2/29	W	8-4	Florida	Coral Gables, Fla.
3/1	W	8-5	Florida	Coral Gables, Fla.
3/2	L	2-6	Florida	Coral Gables, Fla.
3/4	W	9-2	Lehigh	Coral Gables, Fla.
3/7	W	10-7	Boston College*	Coral Gables, Fla.
3/8	W	8-3	Boston College*	Coral Gables, Fla.
3/9	W	7-1	Boston College*	Coral Gables, Fla.
3/11	W	10-0	Penn State	Coral Gables, Fla.
3/12	W	7-4	Maine	Coral Gables, Fla.
3/14	W	12-5	NC State*	Raleigh, N.C.
3/15	W	2-1	NC State*	Raleigh, N.C.
3/16	L	10-11	NC State*	Raleigh, N.C.
3/18	W	20-9	Cornell	Coral Gables, Fla.
3/19	W	13-1	NJIT	Coral Gables, Fla.
3/21	W	17-4	Wake Forest*	Coral Gables, Fla.
3/23	W	23-2	Wake Forest*	Coral Gables, Fla.
3/25	W	10-5	Bethune-Cookman	Coral Gables, Fla.
3/26	W	7-6	Bethune-Cookman	Coral Gables, Fla.
3/28	W	7-5	Duke (10)*	Durham, N.C.
3/29	W	8-1	Duke*	Durham, N.C.
4/1	W	16-7	FAU	Coral Gables, Fla.
4/2	W	13-2	FIU	Miami, Fla.
4/4	W	6-4	Clemson*	Coral Gables, Fla.
4/5	W	15-5	Clemson*	Coral Gables, Fla.
4/6	W	7-6	Clemson*	Coral Gables, Fla.
4/8	W	4-2	FGCU (11)	Coral Gables, Fla.
4/9	L	3-6	FAU	Coral Gables, Fla.
4/12	W	10-5	Georgia Tech*	Atlanta, Ga.
4/12	W	15-5	Georgia Tech*	Atlanta, Ga.
4/13	W	9-3	Georgia Tech*	Atlanta, Ga.
4/16	W	12-10	FAU	Boca Raton, Fla.
4/18	W	11-4	Florida State*	Tallahassee, Fla.
4/19	L	5-9	Florida State*	Tallahassee, Fla.
4/20	W	11-10	Florida State*	Tallahassee, Fla.
4/23	L	3-6	FIU	Coral Gables, Fla.
4/25	W	1-0	Virginia*	Coral Gables, Fla.
4/26	W	4-3	Virginia (10)*	Coral Gables, Fla.
4/27	W	10-0	Virginia*	Coral Gables, Fla.
5/2	W	10-6	St. Mary's	Coral Gables, Fla.
5/3	W	5-0	St. Mary's	Coral Gables, Fla.
5/4	W	15-3	St. Mary's	Coral Gables, Fla.
5/9	W	12-4	Virginia Tech*	Blacksburg, Va.
5/10	L	6-7	Virginia Tech*	Blacksburg, Va.
5/10	W	9-2	Virginia Tech*	Blacksburg, Va.
5/13	W	5-2	North Florida	Coral Gables, Fla.
5/15	W	12-2	North Carolina*	Coral Gables, Fla.
5/16	L	6-10	North Carolina*	Coral Gables, Fla.
5/17	L	11-12	North Carolina*	Coral Gables, Fla.
5/21%	W	7-1	Clemson	Jacksonville, Fla.
5/22%	W	15-12	Georgia Tech	Jacksonville, Fla.
5/24%	W	5-2	NC State	Jacksonville, Fla.
5/25%	W	8-4	Virginia	Jacksonville, Fla.
5/30+	W	7-4	Bethune-Cookman	Coral Gables, Fla.
5/31+	W	6-5	Missouri	Coral Gables, Fla.
6/1+	W	11-2	Mississippi	Coral Gables, Fla.
6/6S	L	3-6	Arizona	Coral Gables, Fla.
6/7S	W	14-10	Arizona	Coral Gables, Fla.
6/8S	W	4-2	Arizona	Coral Gables, Fla.
6/14#	L	4-7	Georgia	Omaha, Neb.
6/16#	W	7-5	Florida State	Omaha, Neb.
6/18#	L	3-8	Stanford	Omaha, Neb.

## NCAA TOURNAMENT

2/20	W	6-1	Rutgers	Coral Gables, Fla.
2/21	W	4-2	Rutgers	Coral Gables, Fla.
2/21	L	4-5	Rutgers	Coral Gables, Fla.
2/22	W	18-9	Rutgers	Coral Gables, Fla.
2/27	W	8-5	Florida	Gainesville, Fla.
2/28	W	2-1	Florida	Gainesville, Fla.
3/1	W	16-2	Florida	Gainesville, Fla.
3/3	L	0-3	Rhode Island	Coral Gables, Fla.
3/4	W	14-3	Mount St. Mary's	Coral Gables, Fla.
3/6	W	7-6	NC State (12)*	Coral Gables, Fla.
3/7	W	4-0	NC State*	Coral Gables, Fla.
3/8	W	9-7	NC State*	Coral Gables, Fla.
3/10	W	11-6	St. Joseph's	Coral Gables, Fla.
3/11	W	11-6	Pittsburgh	Coral Gables, Fla.
3/13	W	5-4	Duke*	Coral Gables, Fla.
3/14	L	0-2	Duke*	Coral Gables, Fla.
3/15	W	7-6	Duke*	Coral Gables, Fla.
3/17	W	8-0	St. Thomas	Coral Gables, Fla.
3/18	W	11-1	UMBC	Coral Gables, Fla.
3/20	L	4-9	Virginia*	Charlottesville, Va.
3/21	W	4-3	Virginia*	Charlottesville, Va.
3/22	W	7-5	Virginia (8)*	Charlottesville, Va.
3/24	L	1-7	Ohio State	Coral Gables, Fla.
3/25	W	13-6	FAU	Boca Raton, Fla.
3/27	L	9-13	Georgia Tech*	Coral Gables, Fla.
3/28	L	4-6	Georgia Tech*	Coral Gables, Fla.
3/29	W	6-2	Georgia Tech*	Coral Gables, Fla.
4/1	W	15-10	Barry	Coral Gables, Fla.
4/3	L	4-14	Florida State*	Coral Gables, Fla.
4/4	W	6-4	Florida State*	Coral Gables, Fla.
4/5	W	14-8	Florida State*	Coral Gables, Fla.
4/7	W	8-7	FAU	Coral Gables, Fla.
4/11	W	12-8	Clemson*	Clemson, S.C.
4/11	L	1-9	Clemson*	Clemson, S.C.
4/12	L	6-9	Clemson*	Clemson, S.C.
4/14	W	3-1	FAU	Coral Gables, Fla.
4/17	L	0-3	North Carolina*	Chapel Hill, N.C.
4/18	L	4-5	North Carolina (10)*	Chapel Hill, N.C.
4/19	L	1-4	North Carolina*	Chapel Hill, N.C.
4/22	W	13-7	FGCU	Coral Gables, Fla.
4/24	W	4-1	Virginia Tech*	Coral Gables, Fla.
4/25	L	4-7	Virginia Tech*	Coral Gables, Fla.
4/26	W	11-3	Virginia Tech*	Coral Gables, Fla.
4/28	L	1-10	North Florida	Coral Gables, Fla.
5/1	W	5-1	Boston College*	Chestnut Hill, Mass.
5/2	W	7-5	Boston College*	Brockton, Mass.
5/3	L	3-13	Boston College*	Chestnut Hill, Mass.
5/8	L	0-1	Bethune-Cookman	Coral Gables, Fla.
5/9	W	14-4	Bethune-Cookman	Coral Gables, Fla.
5/10	L	2-5	Bethune-Cookman	Coral Gables, Fla.
5/14	W	23-5	Wake Forest*	Winston-Salem, N.C.
5/16	W	19-6	Wake Forest*	Winston-Salem, N.C.
5/16	W	4-2	Wake Forest*	Winston-Salem, N.C.
5/20%	W	8-6	Georgia Tech	Durham, N.C.
5/21%	L	2-4	Florida State	Durham, N.C.
5/22%	L	1-10	Boston College	Durham, N.C.
5/29+	W	9-4	Jacksonville	Gainesville, Fla.
5/30+	L	2-8	Florida	Gainesville, Fla.
5/31+	W	4-0	Jacksonville	Gainesville, Fla.
5/31+	L	5-16	Florida	Gainesville, Fla.

# ALL-TIME RESULTS

## 2010 43-20 (.683)

### NCAA TOURNAMENT

2/19	W	12-1	Rutgers	Coral Gables, Fla.
2/20	W	10-8	Rutgers	Coral Gables, Fla.
2/21	W	9-7	Rutgers	Coral Gables, Fla.
2/26	W	7-3	Manhattan	Coral Gables, Fla.
2/27	W	18-1	Manhattan	Coral Gables, Fla.
2/28	L	7-12	Manhattan	Coral Gables, Fla.
3/2	W	15-2	USF	Tampa, Fla.
3/5	L	1-7	Florida	Coral Gables, Fla.
3/6	W	9-6	Florida	Coral Gables, Fla.
3/7	L	2-4	Florida	Coral Gables, Fla.
3/9	W	19-2	UCF	Orlando, Fla.
3/12	L	0-3	Boston College*	Coral Gables, Fla.
3/13	W	7-1	Boston College*	Coral Gables, Fla.
3/14	W	11-4	Boston College*	Coral Gables, Fla.
3/16	L	3-4	Fordham	Coral Gables, Fla.
3/17	W	9-8	Fordham	Coral Gables, Fla.
3/19	W	3-1	Duke*	Durham, N.C.
3/20	W	11-3	Duke*	Durham, N.C.
3/21	W	7-6	Duke*	Durham, N.C.
3/23	L	3-6	UCF	Coral Gables, Fla.
3/26	W	6-5	NC State*	Raleigh, N.C.
3/27	L	6-7	NC State (11)*	Raleigh, N.C.
3/28	W	4-0	NC State*	Raleigh, N.C.
3/31	W	12-5	FAU	Coral Gables, Fla.
4/2	W	7-4	Wake Forest*	Coral Gables, Fla.
4/3	W	9-8	Wake Forest (11)*	Coral Gables, Fla.
4/4	W	10-1	Wake Forest*	Coral Gables, Fla.
4/6	W	8-5	FAU	Boca Raton, Fla.
4/7	W	11-0	FAU	Coral Gables, Fla.
4/9	L	7-9	Virginia Tech*	Blacksburg, Va.
4/10	W	9-2	Virginia Tech*	Blacksburg, Va.
4/11	L	2-4	Virginia Tech*	Blacksburg, Va.
4/14	W	9-0	FGCU	Ft Myers, Fla.
4/16	W	7-5	North Carolina*	Coral Gables, Fla.
4/17	W	11-1	North Carolina*	Coral Gables, Fla.
4/18	W	5-2	North Carolina (8)*	Coral Gables, Fla.
4/20	W	5-2	Bethune-Cookman	Coral Gables, Fla.
4/23	W	6-5	Florida State*	Tallahassee, Fla.
4/24	L	7-8	Florida State*	Tallahassee, Fla.
4/25	L	6-7	Florida State*	Tallahassee, Fla.
4/27	W	9-6	St. Thomas	Coral Gables, Fla.
4/28	W	14-7	USF	Coral Gables, Fla.
4/30	W	5-1	Maryland*	Coral Gables, Fla.
5/1	W	6-4	Maryland*	Coral Gables, Fla.
5/2	W	9-1	Maryland*	Coral Gables, Fla.
5/7	W	6-0	Barry	Coral Gables, Fla.
5/8	W	11-1	Barry	Coral Gables, Fla.
5/14	L	3-14	Georgia Tech*	Atlanta, Ga.
5/15	W	9-2	Georgia Tech*	Atlanta, Ga.
5/16	L	3-6	Georgia Tech*	Atlanta, Ga.
5/18	W	5-4	FGCU	Coral Gables, Fla.
5/20	W	5-4	Virginia (11)*	Coral Gables, Fla.
5/21	L	1-3	Virginia*	Coral Gables, Fla.
5/22	L	4-7	Virginia*	Coral Gables, Fla.
5/26%	W	9-3	Florida State	Greensboro, N.C.
5/27%	L	10-12	Boston College (12)	Greensboro, N.C.
5/29%	L	8-12	Virginia	Greensboro, N.C.
6/4+	W	12-8	Dartmouth	Coral Gables, Fla.
6/5+	W	14-1	Texas A&M	Coral Gables, Fla.
6/6+	L	7-11	Texas A&M	Coral Gables, Fla.
6/7+	W	10-3	Texas A&M	Coral Gables, Fla.
6/11\$	L	2-7	Florida	Gainesville, Fla.
6/12\$	L	3-4	Florida (10)	Gainesville, Fla.

## 2011

### NCAA TOURNAMENT

2/18	W	2-1	Rutgers (11)	Coral Gables, Fla.
2/19	L	5-6	Rutgers (10)	Coral Gables, Fla.
2/20	W	5-3	Rutgers	Coral Gables, Fla.
2/23	L	4-7	FAU	Boca Raton, Fla.
2/24	W	6-3	Appalachian State	Coral Gables, Fla.
2/25	L	5-7	Appalachian State	Coral Gables, Fla.
2/26	W	10-0	Appalachian State	Coral Gables, Fla.
2/27E	W	9-8	Miami Marlins	Jupiter, Fla.
3/1	L	2-4	USF	Tampa, Fla.
3/4	L	3-8	Florida	Gainesville, Fla.
3/5	L	0-1	Florida	Gainesville, Fla.
3/6	L	3-5	Florida	Gainesville, Fla.
3/8	W	1-0	Illinois State (11)	Coral Gables, Fla.
3/9	L	2-9	Illinois State	Coral Gables, Fla.
3/11	W	3-1	Virginia Tech*	Coral Gables, Fla.
3/12	W	2-1	Virginia Tech*	Coral Gables, Fla.
3/13	W	11-1	Virginia Tech*	Coral Gables, Fla.
3/15	W	7-3	FAU	Coral Gables, Fla.
3/18	W	4-1	Wake Forest*	Winston-Salem, N.C.
3/19	W	4-3	Wake Forest*	Winston-Salem, N.C.
3/20	W	5-3	Wake Forest*	Winston-Salem, N.C.
3/22	W	4-1	JCF	Coral Gables, Fla.
3/23	W	5-2	FGCU	Coral Gables, Fla.
3/25	L	3-8	Georgia Tech*	Coral Gables, Fla.
3/26	L	3-12	Georgia Tech (10)*	Coral Gables, Fla.
3/27	L	1-3	Georgia Tech*	Coral Gables, Fla.
3/29	W	13-2	FGCU	Coral Gables, Fla.
4/3	W	19-4	Boston College*	Chestnut Hill, Mass.
4/3	W	7-6	Boston College (5)*	Chestnut Hill, Mass.
4/6	W	8-1	FGCU	Ft. Myers, Fla.
4/8	W	4-1	NC State*	Coral Gables, Fla.
4/9	W	14-13	NC State (10)*	Coral Gables, Fla.
4/10	W	3-0	NC State*	Coral Gables, Fla.
4/13	W	10-5	Barry	Coral Gables, Fla.
4/15	W	10-4	Maryland*	College Park, Md.
4/17	L	2-10	Maryland*	College Park, Md.
4/17	W	5-2	Maryland*	College Park, Md.
4/20	W	5-3	Bethune-Cookman	Coral Gables, Fla.
4/23	W	13-6	North Carolina (10)*	Chapel Hill, N.C.
4/23	W	5-3	North Carolina*	Chapel Hill, N.C.
4/24	L	1-8	North Carolina*	Chapel Hill, N.C.
4/27	W	14-5	USF	Coral Gables, Fla.
4/29	L	5-6	Florida State*	Coral Gables, Fla.
4/30	L	0-2	Florida State*	Coral Gables, Fla.
5/1	W	5-1	Florida State*	Coral Gables, Fla.
5/6	W	16-4	Hofstra	Coral Gables, Fla.
5/7	W	9-3	Hofstra	Coral Gables, Fla.
5/8	L	0-5	Hofstra	Coral Gables, Fla.
5/13	W	6-2	Virginia*	Charlottesville, Va.
5/14	L	2-3	Virginia*	Charlottesville, Va.
5/15	L	4-5	Virginia*	Charlottesville, Va.
5/17	L	4-7	FAU	Coral Gables, Fla.
5/19	W	4-1	Duke*	Coral Gables, Fla.
5/20	L	0-2	Duke*	Coral Gables, Fla.
5/21	W	5-2	Duke*	Coral Gables, Fla.
5/26%	W	7-3	North Carolina	Durham, N.C.
5/27%	L	4-6	Virginia	Durham, N.C.
5/28%	W	4-2	Wake Forest	Durham, N.C.
6/3+	W	7-2	Jacksonville	Gainesville, Fla.
6/4+	L	4-5	Florida	Gainesville, Fla.
6/5+	W	6-3	Jacksonville	Gainesville, Fla.
6/5+	L	4-11	Florida	Gainesville, Fla.

HISTORY

# ALL-TIME RESULTS

**2012**

**36-23 (.610)**

**2013**

**37-25 (.597)**

**NCAA TOURNAMENT**

2/17	W	6-2	Rutgers	Coral Gables, Fla.
2/18	W	4-1	Rutgers	Coral Gables, Fla.
2/19	W	9-7	Rutgers	Coral Gables, Fla.
2/22	W	3-0	FGCU	Ft. Myers, Fla.
2/24	W	15-4	Albany	Coral Gables, Fla.
2/25	W	11-1	Albany	Coral Gables, Fla.
2/26	W	12-5	Albany	Coral Gables, Fla.
2/29	W	10-5	FAU	Coral Gables, Fla.
3/2	L	5-7	Florida	Coral Gables, Fla.
3/3	L	5-13	Florida	Coral Gables, Fla.
3/4	L	5-8	Florida	Coral Gables, Fla.
3/6E	L	6-7	Miami Marlins	Miami, Fla.
3/7	W	4-3	Miami (OH)	Coral Gables, Fla.
3/9	W	7-3	Boston College*	Coral Gables, Fla.
3/10	W	5-3	Boston College*	Coral Gables, Fla.
3/11	W	4-1	Boston College*	Coral Gables, Fla.
3/13	W	11-6	Illinois State	Coral Gables, Fla.
3/14	W	3-2	UCF	Orlando, Fla.
3/16	L	1-5	Duke*	Durham, N.C.
3/17	W	2-1	Duke*	Durham, N.C.
3/18	W	7-1	Duke*	Durham, N.C.
3/21	W	8-5	FAU	Boca Raton, Fla.
3/23	W	4-1	Maryland*	Coral Gables, Fla.
3/24	W	9-1	Maryland*	Coral Gables, Fla.
3/25	L	4-6	Maryland*	Coral Gables, Fla.
3/28	W	11-4	St. Thomas	Coral Gables, Fla.
3/30	L	1-3	Clemson*	Clemson, S.C.
3/31	L	1-3	Clemson*	Clemson, S.C.
4/1	W	4-2	Clemson*	Clemson, S.C.
4/4	L	1-4	UCF	Coral Gables, Fla.
4/6	W	8-0	North Carolina*	Coral Gables, Fla.
4/7	W	4-3	North Carolina (14)*	Coral Gables, Fla.
4/8	W	4-0	North Carolina*	Coral Gables, Fla.
4/11	L	2-4	FGCU	Coral Gables, Fla.
4/13	W	6-4	Virginia Tech*	Blacksburg, Va.
4/14	L	4-5	Virginia Tech*	Blacksburg, Va.
4/15	L	2-3	Virginia Tech*	Blacksburg, Va.
4/18	W	3-2	Stetson	Coral Gables, Fla.
4/20	L	2-11	Florida State*	Tallahassee, Fla.
4/21	L	1-6	Florida State*	Tallahassee, Fla.
4/22	L	7-8	Florida State*	Tallahassee, Fla.
4/24	W	3-1	FAU	Coral Gables, Fla.
4/28	L	3-7	Virginia*	Coral Gables, Fla.
4/29	L	4-7	Virginia*	Coral Gables, Fla.
4/30	L	4-7	Virginia*	Coral Gables, Fla.
5/4	W	7-0	Bethune-Cookman	Coral Gables, Fla.
5/5	W	5-4	Bethune-Cookman	Coral Gables, Fla.
5/6	W	4-3	Bethune-Cookman	Coral Gables, Fla.
5/11	W	11-0	Wake Forest*	Coral Gables, Fla.
5/12	L	2-7	Wake Forest*	Coral Gables, Fla.
5/13	W	6-3	Wake Forest*	Coral Gables, Fla.
5/17	W	5-4	Georgia Tech*	Atlanta, Ga.
5/18	W	8-6	Georgia Tech*	Atlanta, Ga.
5/19	L	1-2	Georgia Tech*	Atlanta, Ga.
5/23%	L	2-3	NC State	Greensboro, N.C.
5/24%	W	5-3	North Carolina	Greensboro, N.C.
5/25%	W	6-3	Wake Forest	Greensboro, N.C.
5/27%	L	5-8	Georgia Tech	Greensboro, N.C.
6/1+	L	2-10	Stony Brook	Coral Gables, Fla.
6/2+	L	2-12	Missouri State	Coral Gables, Fla.

**NCAA TOURNAMENT**

2/16	W	5-4	Rutgers	Coral Gables, Fla.
2/16	W	4-1	Rutgers (7)	Coral Gables, Fla.
2/17	W	7-0	Rutgers	Coral Gables, Fla.
2/20	W	5-4	FAU (11)	Boca Raton, Fla.
2/22	W	6-1	Milwaukee	Coral Gables, Fla.
2/23	W	6-1	Milwaukee	Coral Gables, Fla.
2/24	W	7-6	Milwaukee	Coral Gables, Fla.
2/26	W	5-4	St. Thomas	Coral Gables, Fla.
2/27	W	5-1	Barry	Coral Gables, Fla.
3/1	W	3-2	Florida	Gainesville, Fla.
3/2	L	4-6	Florida	Gainesville, Fla.
3/3	L	3-6	Florida	Gainesville, Fla.
3/5	W	6-2	Maine	Coral Gables, Fla.
3/6	W	5-0	UCF	Coral Gables, Fla.
3/8	L	2-4	Duke*	Coral Gables, Fla.
3/9	L	2-9	Duke*	Coral Gables, Fla.
3/10	W	5-3	Duke*	Coral Gables, Fla.
3/12	L	6-17	Illinois State	Coral Gables, Fla.
3/13	W	9-2	Illinois State	Coral Gables, Fla.
3/15	W	4-1	North Carolina*	Chapel Hill, N.C.
3/16	L	2-14	North Carolina*	Chapel Hill, N.C.
3/17	L	1-4	North Carolina*	Chapel Hill, N.C.
3/19	W	9-6	Columbia	Coral Gables, Fla.
3/20	W	6-4	Columbia	Coral Gables, Fla.
3/22	W	11-9	Virginia Tech*	Coral Gables, Fla.
3/23	W	2-0	Virginia Tech*	Coral Gables, Fla.
3/24	L	5-8	Virginia Tech (10)*	Coral Gables, Fla.
3/27	L	1-6	FAU	Coral Gables, Fla.
3/29	L	4-15	Virginia*	Charlottesville, Va.
3/30	L	1-8	Virginia*	Charlottesville, Va.
3/31	W	4-3	Virginia*	Charlottesville, Va.
4/3	L	3-5	Bethune-Cookman	Coral Gables, Fla.
4/5	L	2-4	Florida State*	Coral Gables, Fla.
4/6	W	6-0	Florida State*	Coral Gables, Fla.
4/7	L	1-5	Florida State*	Coral Gables, Fla.
4/10	W	8-2	Stetson	Coral Gables, Fla.
4/12	W	1-0	Maryland (13)*	College Park, Md.
4/13	W	5-3	Maryland*	College Park, Md.
4/14	L	2-7	Maryland*	College Park, Md.
4/17	W	6-1	Bethune-Cookman	Coral Gables, Fla.
4/19	L	0-1	Clemson*	Coral Gables, Fla.
4/20	W	2-1	Clemson*	Coral Gables, Fla.
4/21	W	7-0	Clemson*	Coral Gables, Fla.
4/24	W	6-4	FAU	Coral Gables, Fla.
4/26	L	0-1	Boston College*	Chestnut Hill, Mass.
4/27	W	5-0	Boston College*	Chestnut Hill, Mass.
4/28	L	2-3	Boston College (11)*	Chestnut Hill, Mass.
5/3	W	12-3	St. John's	Coral Gables, Fla.
5/4	W	4-2	St. John's	Coral Gables, Fla.
5/5	W	6-4	St. John's	Coral Gables, Fla.
5/10	W	8-3	Wake Forest*	Winston-Salem, N.C.
5/11	L	4-5	Wake Forest*	Winston-Salem, N.C.
5/12	L	3-9	Wake Forest*	Winston-Salem, N.C.
5/16	W	8-3	Georgia Tech*	Coral Gables, Fla.
5/17	W	11-7	Georgia Tech*	Coral Gables, Fla.
5/18	L	1-10	Georgia Tech*	Coral Gables, Fla.
5/23%	L	0-10	North Carolina (8)	Durham, N.C.
5/24%	L	1-7	NC State	Durham, N.C.
5/25%	W	7-0	Clemson	Durham, N.C.
5/31+	W	7-0	Oklahoma State	Louisville, Ky.
6/1+	L	4-6	Louisville	Louisville, Ky.
6/2+	L	1-7	Oklahoma State	Louisville, Ky.

HISTORY

# ALL-TIME RESULTS

**2014**

**44-19 (.698)**

**2015**

**50-17 (.746)**

## NCAA TOURNAMENT

2/14	W	6-3	Maine	Coral Gables, Fla.
2/15	L	1-3	Maine	Coral Gables, Fla.
2/16	W	11-2	Maine	Coral Gables, Fla.
2/19	L	2-5	FAU	Coral Gables, Fla.
2/21	W	6-4	Florida	Coral Gables, Fla.
2/22	W	5-2	Florida	Coral Gables, Fla.
2/23	L	4-6	Florida	Coral Gables, Fla.
2/26E	L	2-5	Miami Marlins	Jupiter, Fla.
2/28	W	3-1	Florida State	Tallahassee, Fla.
3/1	L	2-10	Florida State	Tallahassee, Fla.
3/2	L	6-13	Florida State	Tallahassee, Fla.
3/4	W	17-0	Villanova	Coral Gables, Fla.
3/5	W	7-2	Villanova	Coral Gables, Fla.
3/7	W	6-2	Boston College*	Coral Gables, Fla.
3/8	W	5-2	Boston College*	Coral Gables, Fla.
3/9	W	4-3	Boston College*	Coral Gables, Fla.
3/11	L	3-7	Bethune-Cookman	Coral Gables, Fla.
3/12	L	3-7	Stetson	DeLand, Fla.
3/14	W	10-8	Georgia Tech*	Atlanta, Ga.
3/15	L	7-13	Georgia Tech* (G1)	Atlanta, Ga.
3/15	L	2-3	Georgia Tech* (G2)	Atlanta, Ga.
3/18	L	2-9	UCF	Coral Gables, Fla.
3/19	W	5-2	FGCU (10)	Fort Myers, Fla.
3/22	W	7-1	Virginia*	Coral Gables, Fla.
3/23	L	3-8	Virginia* (11)	Coral Gables, Fla.
3/24	L	3-5	Virginia*	Coral Gables, Fla.
3/26	W	4-0	FGCU	Coral Gables, Fla.
3/28	W	2-1	NC State*	Raleigh, N.C.
3/29	W	2-1	NC State*	Raleigh, N.C.
3/30	W	12-5	NC State*	Raleigh, N.C.
4/2	W	10-1	Bethune-Cookman	Coral Gables, Fla.
4/4	W	8-7	Virginia Tech*	Blacksburg, Va.
4/5	W	4-3	Virginia Tech*	Blacksburg, Va.
4/6	W	9-2	Virginia Tech*	Blacksburg, Va.
4/9	W	5-0	UCF	Orlando, Fla.
4/11	W	12-2	Pittsburgh*	Coral Gables, Fla.
4/12	W	1-0	Pittsburgh*	Coral Gables, Fla.
4/13	W	7-2	Pittsburgh*	Coral Gables, Fla.
4/16	W	2-1	FAU	Coral Gables, Fla.
4/19	W	3-2	Notre Dame*	Coral Gables, Fla.
4/20	L	4-7	Notre Dame*	Coral Gables, Fla.
4/21	W	6-3	Notre Dame*	Coral Gables, Fla.
4/23	W	10-9	FAU	Boca Raton, Fla.
4/25	W	5-2	Clemson*	Clemson, S.C.
4/26	W	3-2	Clemson* (12)	Clemson, S.C.
4/27	W	10-2	Clemson*	Clemson, S.C.
5/2	W	11-1	Alabama State	Coral Gables, Fla.
5/3	L	5-6	Alabama State	Coral Gables, Fla.
5/4	W	6-3	Alabama State	Coral Gables, Fla.
5/7	W	7-3	FGCU	Coral Gables, Fla.
5/9	W	6-1	Duke*	Durham, N.C.
5/10	W	9-1	Duke*	Durham, N.C.
5/11	W	4-3	Duke*	Durham, N.C.
5/16	W	6-5	North Carolina* (16)(G1)	Coral Gables, Fla.
5/16	L	2-11	North Carolina* (G2)	Coral Gables, Fla.
5/17	W	2-0	North Carolina*	Coral Gables, Fla.
5/21%	L	3-6	Georgia Tech	Greensboro, N.C.
5/22%	L	2-3	Clemson	Greensboro, N.C.
5/24%	W	6-5	Duke (12)	Greensboro, N.C.
5/30+	W	1-0	Bethune-Cookman	Coral Gables, Fla.
5/31+	L	0-3	Texas Tech	Coral Gables, Fla.
6/1+	W	10-0	Bethune-Cookman	Coral Gables, Fla.
6/1+	W	2-1	Texas Tech (10)	Coral Gables, Fla.
6/2+	L	0-4	Texas Tech	Coral Gables, Fla.

## COLLEGE WORLD SERIES

2/13	W	5-2	Rutgers	Coral Gables, Fla.
2/14	W	9-5	Rutgers (G1)	Coral Gables, Fla.
2/14	W	9-3	Rutgers (G2)	Coral Gables, Fla.
2/15	W	25-4	Rutgers	Coral Gables, Fla.
2/18	L	3-5	FAU	Boca Raton, Fla.
2/20	L	3-4	Florida	Gainesville, Fla.
2/21	W	7-2	Florida	Gainesville, Fla.
2/22	L	1-2	Florida	Gainesville, Fla.
2/25	W	5-3	Barry	Coral Gables, Fla.
2/27	W	8-7	Wright State	Coral Gables, Fla.
2/28	W	4-3	Wright State	Coral Gables, Fla.
3/1	L	6-12	Wright State	Coral Gables, Fla.
3/4	W	7-3	FGCU	Coral Gables, Fla.
3/7	L	6-9	Louisville* (G1)	Louisville, Ky.
3/7	W	9-5	Louisville* (G2)	Louisville, Ky.
3/8	L	4-5	Louisville*	Louisville, Ky.
3/10	W	15-4	FGCU	Coral Gables, Fla.
3/11	W	7-0	Stetson	Coral Gables, Fla.
3/13	W	3-2	NC State* (10)	Coral Gables, Fla.
3/14	W	9-2	NC State*	Coral Gables, Fla.
3/15	W	6-0	NC State*	Coral Gables, Fla.
3/17	W	9-1	Army	Coral Gables, Fla.
3/20	W	15-2	Wake Forest*	Winston-Salem, N.C.
3/21	W	12-7	Wake Forest*	Winston-Salem, N.C.
3/22	L	4-10	Wake Forest*	Winston-Salem, N.C.
3/25	L	1-8	FGCU	Coral Gables, Fla.
3/27	W	4-3	North Carolina*	Chapel Hill, N.C.
3/28	W	4-3	North Carolina* (11)	Chapel Hill, N.C.
3/29	L	3-10	North Carolina*	Chapel Hill, N.C.
4/1	W	13-3	Bethune-Cookman	Coral Gables, Fla.
4/3	W	4-3	Duke*	Coral Gables, Fla.
4/4	W	3-2	Duke*	Coral Gables, Fla.
4/5	W	10-0	Duke*	Coral Gables, Fla.
4/8	W	4-3	FAU (10)	Coral Gables, Fla.
4/10	W	11-1	Virginia Tech*	Coral Gables, Fla.
4/11	W	14-4	Virginia Tech*	Coral Gables, Fla.
4/12	W	9-1	Virginia Tech*	Coral Gables, Fla.
4/15	W	4-2	UCF	Coral Gables, Fla.
4/17	L	4-5	Virginia*	Charlottesville, Va.
4/18	L	2-5	Virginia*	Charlottesville, Va.
4/19	W	8-6	Virginia*	Charlottesville, Va.
4/24	L	7-8	Florida State* (17)	Coral Gables, Fla.
4/25	L	5-15	Florida State*	Coral Gables, Fla.
4/26	W	12-0	Florida State*	Coral Gables, Fla.
5/2	W	9-5	Pittsburgh (G1)	Pittsburgh, Pa.
5/2	W	12-0	Pittsburgh (G2)	Pittsburgh, Pa.
5/3	W	9-3	Pittsburgh	Pittsburgh, Pa.
5/6	W	14-0	Bethune-Cookman	Coral Gables, Fla.
5/8	W	26-0	NYIT	Coral Gables, Fla.
5/9	W	13-1	NYIT	Coral Gables, Fla.
5/10	W	19-1	NYIT	Coral Gables, Fla.
5/12	W	14-6	FAU	Coral Gables, Fla.
5/14	W	3-0	Georgia Tech*	Coral Gables, Fla.
5/15	W	22-1	Georgia Tech*	Coral Gables, Fla.
5/16	W	17-4	Georgia Tech*	Coral Gables, Fla.
5/20%	W	9-5	Virginia	Durham, N.C.
5/22%	L	4-5	NC State (12)	Durham, N.C.
5/23%	W	6-5	Notre Dame	Durham, N.C.
5/29+	W	6-2	FIU	Coral Gables, Fla.
5/30+	W	8-3	Columbia	Coral Gables, Fla.
5/31+	L	0-3	Columbia	Coral Gables, Fla.
6/1+	W	21-3	Columbia	Coral Gables, Fla.
6/5S	W	3-2	VCU	Coral Gables, Fla.
6/6S	W	10-3	VCU	Coral Gables, Fla.
6/13#	L	3-15	Florida	Omaha, Neb.
6/15#	W	4-3	Arkansas	Omaha, Neb.
6/17#	L	2-10	Florida	Omaha, Neb.

HISTORY

# ALL-TIME RESULTS

**2016**

**50-14 (.781)**

**2017**

**31-27 (.534)**

## COLLEGE WORLD SERIES

2/19	W	4-1	Rutgers	Coral Gables, Fla.	2/17	W	3-0	Rutgers	Coral Gables, Fla.
2/20	W	2-0	Rutgers	Coral Gables, Fla.	2/18	W	8-4	Rutgers	Coral Gables, Fla.
2/21	W	8-1	Rutgers	Coral Gables, Fla.	2/19	L	6-17	Rutgers	Coral Gables, Fla.
2/24	W	7-6	St. Thomas (10)	Coral Gables, Fla.	2/24	L	0-1	Florida	Gainesville, Fla.
2/26	L	0-5	Florida	Coral Gables, Fla.	2/25	L	0-2	Florida	Gainesville, Fla.
2/27	W	5-3	Florida	Coral Gables, Fla.	2/26	L	2-6	Florida	Gainesville, Fla.
2/28	L	3-7	Florida	Coral Gables, Fla.	3/1	W	5-2	FAU	Boca Raton, Fla.
3/1E	L	1-5	Miami Marlins	Jupiter, Fla.	3/3	L	0-1	Dartmouth	Coral Gables, Fla.
3/2	W	6-2	FGCU	Coral Gables, Fla.	3/4	W	3-2	Dartmouth	Coral Gables, Fla.
3/4	W	10-0	Manhattan	Coral Gables, Fla.	3/5	L	0-5	Dartmouth	Coral Gables, Fla.
3/5	W	14-4	Manhattan	Coral Gables, Fla.	3/7	L	1-12	FIU	Coral Gables, Fla.
3/6	W	7-4	Manhattan	Coral Gables, Fla.	3/8	L	2-3	FIU	Miami, Fla.
3/8	W	6-2	Maine	Coral Gables, Fla.	3/10	W	10-8	Georgia Tech*	Coral Gables, Fla.
3/9	W	4-2	Stetson	Coral Gables, Fla.	3/11	L	5-7	Georgia Tech* (11)	Coral Gables, Fla.
3/11	L	3-14	Virginia Tech*	Blacksburg, Va.	3/12	W	17-7	Georgia Tech*	Coral Gables, Fla.
3/12	W	11-6	Virginia Tech*	Blacksburg, Va.	3/14	W	4-3	Maine	Coral Gables, Fla.
3/13	W	7-2	Virginia Tech*	Blacksburg, Va.	3/15	W	7-2	Maine	Coral Gables, Fla.
3/16	W	5-2	UCF	Orlando, Fla.	3/17	L	3-5	NC State*	Raleigh, N.C.
3/18	W	8-4	Louisville*	Coral Gables, Fla.	3/18	L	2-5	NC State*	Raleigh, N.C.
3/19	W	6-3	Louisville*	Coral Gables, Fla.	3/19	W	7-5	NC State*	Raleigh, N.C.
3/20	L	3-4	Louisville*	Coral Gables, Fla.	3/22	W	7-5	FAU	Coral Gables, Fla.
3/23	W	5-4	Bethune-Cookman	Coral Gables, Fla.	3/24	L	2-7	North Carolina*	Chapel Hill, N.C.
3/25	W	9-8	Clemson*	Coral Gables, Fla.	3/25	L	3-6	North Carolina*	Chapel Hill, N.C.
3/26	W	5-4	Clemson* (11)	Coral Gables, Fla.	3/26	W	6-2	North Carolina*	Chapel Hill, N.C.
3/27	W	10-5	Clemson*	Coral Gables, Fla.	3/29	L	0-3	FGCU	Fort Myers, Fla.
4/1	W	10-4	North Carolina*	Coral Gables, Fla.	3/31	L	1-2	Wake Forest*	Coral Gables, Fla.
4/2	W	7-3	North Carolina*	Coral Gables, Fla.	4/1	W	5-1	Wake Forest*	Coral Gables, Fla.
4/3	W	7-4	North Carolina*	Coral Gables, Fla.	4/2	L	0-9	Wake Forest*	Coral Gables, Fla.
4/5	W	4-0	FGCU	Fort Myers, Fla.	4/5	W	14-2	St. Thomas	Coral Gables, Fla.
4/10	W	10-2	Notre Dame*	South Bend, Ind.	4/8	W	9-7	Duke*	Coral Gables, Fla.
4/12	W	8-3	Nova Southeastern	Coral Gables, Fla.	4/9	W	7-0	Duke*	Coral Gables, Fla.
4/13	W	8-4	UCF	Coral Gables, Fla.	4/10	L	2-5	Duke* (10)	Coral Gables, Fla.
4/15	W	14-2	Duke*	Durham, N.C.	4/12	L	4-5	FGCU	Coral Gables, Fla.
4/16	L	5-12	Duke*	Durham, N.C.	4/14	L	3-10	Pittsburgh* (G1)	Pittsburgh, Pa.
4/17	W	9-0	Duke*	Durham, N.C.	4/14	W	1-0	Pittsburgh* (G2)	Pittsburgh, Pa.
4/20	L	3-4	FAU	Coral Gables, Fla.	4/15	W	5-3	Pittsburgh*	Pittsburgh, Pa.
4/22	L	5-6	Virginia*	Coral Gables, Fla.	4/19	W	8-2	FAU	Coral Gables, Fla.
4/23	W	9-2	Virginia*	Coral Gables, Fla.	4/21	L	3-6	Florida State*	Coral Gables, Fla.
4/24	L	3-7	Virginia*	Coral Gables, Fla.	4/22	W	5-4	Florida State* (10)	Coral Gables, Fla.
4/29	W	13-3	Florida A&M	Coral Gables, Fla.	4/25	W	8-7	FIU	Miami, Fla.
4/30	W	11-2	Florida A&M	Coral Gables, Fla.	4/26	L	4-5	FIU	Coral Gables, Fla.
5/1	W	12-7	Florida A&M	Coral Gables, Fla.	4/28	W	3-0	Boston College*	Chestnut Hill, Mass.
5/5	W	5-2	FAU	Coral Gables, Fla.	4/29	W	14-5	Boston College*	Chestnut Hill, Mass.
5/7	L	1-12	Georgia Tech*	Atlanta, Ga.	4/30	L	2-9	Boston College*	Chestnut Hill, Mass.
5/8	W	12-2	Georgia Tech*	Atlanta, Ga.	5/5	W	6-5	Bethune-Cookman	Coral Gables, Fla.
5/9	W	17-6	Georgia Tech*	Atlanta, Ga.	5/6	L	3-7	Bethune-Cookman	Coral Gables, Fla.
5/10	W	14-7	Bethune-Cookman	Coral Gables, Fla.	5/7	W	7-1	Bethune-Cookman	Coral Gables, Fla.
5/13	W	7-6	Pittsburgh*	Coral Gables, Fla.	5/10	L	2-5	UCF	Coral Gables, Fla.
5/14	W	4-3	Pittsburgh* (11)	Coral Gables, Fla.	5/13	W	5-1	Virginia* (G1)	Charlottesville, Va.
5/15	W	8-4	Pittsburgh*	Coral Gables, Fla.	5/13	L	6-13	Virginia* (G2)	Charlottesville, Va.
5/17	W	8-3	FGCU	Coral Gables, Fla.	5/14	L	4-7	Virginia*	Charlottesville, Va.
5/19	W	4-2	Florida State*	Tallahassee, Fla.	5/17	W	5-1	FGCU	Coral Gables, Fla.
5/21	W	8-5	Florida State* (G1)	Tallahassee, Fla.	5/19	W	4-2	Virginia Tech* (G1)	Coral Gables, Fla.
5/21	L	3-4	Florida State* (G2) (10)	Tallahassee, Fla.	5/19	W	3-1	Virginia Tech* (G2)	Coral Gables, Fla.
5/25%	W	4-0	Georgia Tech	Durham, N.C.	5/20	W	7-5	Virginia Tech* (10)	Coral Gables, Fla.
5/26%	W	8-7	NC State	Durham, N.C.	5/23%	W	6-5	Georgia Tech (13)	Louisville, Ky.
5/28%	L	4-5	Florida State	Durham, N.C.	5/26%	W	5-2	Wake Forest	Louisville, Ky.
6/3+	W	4-2	Stetson	Coral Gables, Fla.	5/27%	L	4-12	North Carolina	Louisville, Ky.
6/4+	W	4-3	Long Beach State (11)	Coral Gables, Fla.					
6/5+	W	9-8	Long Beach State	Coral Gables, Fla.					
6/10\$	W	12-7	Boston College	Coral Gables, Fla.					
6/11\$	L	3-5	Boston College	Coral Gables, Fla.					
6/12\$	W	9-4	Boston College	Coral Gables, Fla.					
6/18#	L	1-5	Arizona	Omaha, Neb.					
6/20#	L	3-5	UC Santa Barbara	Omaha, Neb.					

# ALL-TIME RESULTS

## 2018

2018		28-26 (.519)	
2/16	W 7-1	Rutgers	Coral Gables, Fla.
2/17	W 8-5	Rutgers	Coral Gables, Fla.
2/18	L 5-7	Rutgers	Coral Gables, Fla.
2/21	L 0-9	Missouri	Coral Gables, Fla.
2/23	L 3-7	Florida	Coral Gables, Fla.
2/24	L 2-8	Florida	Coral Gables, Fla.
2/25	W 2-0	Florida	Coral Gables, Fla.
2/28	L 4-5	FAU	Boca Raton, Fla.
3/2	L 1-6	Maine	Coral Gables, Fla.
3/3	W 7-6	Maine (16)	Coral Gables, Fla.
3/4	W 7-1	Maine	Coral Gables, Fla.
3/7	L 3-5	FIU	Miami, Fla.
3/9	W 3-0	Notre Dame*	Coral Gables, Fla.
3/10	W 9-0	Notre Dame* (G1)	Coral Gables, Fla.
3/10	L 5-9	Notre Dame* (G2)(10)	Coral Gables, Fla.
3/14	W 4-3	UCF	Orlando, Fla.
3/16	L 3-4	Duke*	Durham, N.C.
3/17	L 1-4	Duke*	Durham, N.C.
3/18	W 8-2	Duke*	Durham, N.C.
3/21	L 9-11	FAU	Coral Gables, Fla.
3/23	W 3-2	Virginia* (11)	Coral Gables, Fla.
3/24	W 1-0	Virginia*	Coral Gables, Fla.
3/25	W 8-1	Virginia*	Coral Gables, Fla.
3/27E	L 2-22	Miami Marlins	Miami, Fla.
3/28	L 0-1	FGCU	Fort Myers, Fla.
3/30	L 1-6	Georgia Tech*	Atlanta, Ga.
3/31	L 4-13	Georgia Tech*	Atlanta, Ga.
4/1	L 1-4	Georgia Tech*	Atlanta, Ga.
4/4	L 4-7	FAU	Coral Gables, Fla.
4/6	L 4-8	North Carolina* (12)	Coral Gables, Fla.
4/7	L 6-9	North Carolina*	Coral Gables, Fla.
4/8	W 7-5	North Carolina* (5 rain)	Coral Gables, Fla.
4/11	L 0-4	UCF	Coral Gables, Fla.
4/13	W 12-11	Clemson* (12)	Clemson, S.C.
4/14	W 6-1	Clemson* (G1)	Clemson, S.C.
4/14	L 3-8	Clemson* (G2)	Clemson, S.C.
4/18	W 8-1	FGCU	Coral Gables, Fla.
4/20	L 1-2	Pittsburgh*	Coral Gables, Fla.
4/21	L 0-3	Pittsburgh* (G1)	Coral Gables, Fla.
4/21	W 3-0	Pittsburgh* (G2)	Coral Gables, Fla.
4/25	L 6-14	FIU	Coral Gables, Fla.
4/27	L 0-2	Florida State*	Tallahassee, Fla.
4/28	L 1-10	Florida State*	Tallahassee, Fla.
4/29	W 11-5	Florida State*	Tallahassee, Fla.
5/4	W 4-2	Bethune-Cookman	Coral Gables, Fla.
5/5	W 8-7	Bethune-Cookman	Coral Gables, Fla.
5/6	W 12-11	Bethune-Cookman	Coral Gables, Fla.
5/19	W 7-1	FGCU	Coral Gables, Fla.
5/11	W 5-4	Virginia Tech* (12)	Blacksburg, Va.
5/12	W 16-4	Virginia Tech*	Blacksburg, Va.
5/13	W 12-8	Virginia Tech* (10)	Blacksburg, Va.
5/17	W 3-0	Boston College*	Chestnut Hill, Mass.
5/18	W 4-3	Boston College*	Chestnut Hill, Mass.
5/22%	W 6-2	Notre Dame	Durham, N.C.
5/24%	L 1-7	Clemson	Durham, N.C.

## GINO DiMARE

2019-23

## 2019

41-20 (.683)

### NCAA TOURNAMENT

2/15	W 19-3	Rutgers	Coral Gables, Fla.
2/16	W 7-1	Rutgers	Coral Gables, Fla.
2/17	W 9-3	Rutgers	Coral Gables, Fla.
2/20	W 11-4	FAU	Coral Gables, Fla.
2/22	W 5-4	Florida	Gainesville, Fla.
2/23	L 3-9	Florida	Gainesville, Fla.
2/24	L 1-4	Florida	Gainesville, Fla.
2/27	W 10-8	FIU	Miami, Fla.
3/1	W 8-2	UMBC	Coral Gables, Fla.
3/2	W 3-2	UMBC	Coral Gables, Fla.
3/3	W 20-1	UMBC	Coral Gables, Fla.
3/6	W 6-1	Appalachian State	Coral Gables, Fla.
3/8	L 4-5	Georgia Tech* (10)	Coral Gables, Fla.
3/9	W 6-5	Georgia Tech*	Coral Gables, Fla.
3/10	W 9-6	Georgia Tech*	Coral Gables, Fla.
3/12	W 4-3	Jackson State	Coral Gables, Fla.
3/13	W 8-1	Jackson State	Coral Gables, Fla.
3/15	W 6-4	North Carolina*	Chapel Hill, N.C.
3/16	L 3-9	North Carolina*	Chapel Hill, N.C.
3/17	L 5-8	North Carolina*	Chapel Hill, N.C.
3/20	L 2-4	Columbia	Coral Gables, Fla.
3/22	L 3-6	NC State*	Coral Gables, Fla.
3/23	L 6-7	NC State*	Coral Gables, Fla.
3/24	L 4-6	NC State*	Coral Gables, Fla.
3/27	W 16-6	FAU	Boca Raton, Fla.
3/29	W 13-10	Pittsburgh*	Pittsburgh, Pa.
3/30	L 10-11	Pittsburgh*	Pittsburgh, Pa.
3/31	W 5-3	Pittsburgh*	Pittsburgh, Pa.
4/3	L 4-6	FAU	Coral Gables, Fla.
4/5	W 11-0	Florida State*	Coral Gables, Fla.
4/6	W 4-0	Florida State*	Coral Gables, Fla.
4/7	L 5-6	Florida State*	Coral Gables, Fla.
4/9	W 13-9	FGCU	Coral Gables, Fla.
4/10	W 10-1	FGCU	Fort Myers, Fla.
4/13	W 9-6	Virginia* (G1)	Charlottesville, Va.
4/13	W 2-1	Virginia* (G2)	Charlottesville, Va.
4/14	W 3-1	Virginia*	Charlottesville, Va.
4/16	W 13-4	FGCU	Coral Gables, Fla.
4/18	L 5-7	Louisville* (G1)	Louisville, Ky.
4/19	W 16-11	Louisville* (G2)	Louisville, Ky.
4/20	L 6-9	Louisville*	Louisville, Ky.
4/24	W 18-10	FIU	Coral Gables, Fla.
4/26	W 4-3	Virginia Tech* (G1)	Coral Gables, Fla.
4/27	W 1-0	Virginia Tech* (G2)	Coral Gables, Fla.
4/28	W 2-0	Virginia Tech* (10)	Coral Gables, Fla.
5/3	W 9-3	Bethune-Cookman	Coral Gables, Fla.
5/4	W 12-7	Bethune-Cookman	Coral Gables, Fla.
5/5	W 13-5	Bethune-Cookman	Coral Gables, Fla.
5/8	L 7-8	UCF	Coral Gables, Fla.
5/10	W 7-3	Wake Forest*	Winston-Salem, N.C.
5/11	W 8-4	Wake Forest*	Winston-Salem, N.C.
5/13	L 7-9	Wake Forest*	Winston-Salem, N.C.
5/16	W 4-3	Duke*	Coral Gables, Fla.
5/17	L 3-12	Duke*	Coral Gables, Fla.
5/18	W 5-1	Duke*	Coral Gables, Fla.
5/23%	W 10-3	Virginia	Durham, N.C.
5/26%	L 5-7	North Carolina	Durham, N.C.
5/31+	L 5-6	Central Michigan	Starkville, Miss.
6/1+	W 12-2	Southern	Starkville, Miss.
6/2+	W 18-3	Central Michigan	Starkville, Miss.
6/2+	L 2-5	Mississippi State	Starkville, Miss.

HISTORY



# ALL-TIME RESULTS

## 2020

### SEASON SHORTENED DUE TO COVID-19

2/14	W	2-1	Rutgers	Coral Gables, Fla.
2/15	W	8-2	Rutgers	Coral Gables, Fla.
2/16	W	13-6	Rutgers	Coral Gables, Fla.
2/19	W	12-0	Kent State	Coral Gables, Fla.
2/21	L	1-2	Florida (11)	Coral Gables, Fla.
2/22	L	4-7	Florida (10)	Coral Gables, Fla.
2/23	L	3-5	Florida	Coral Gables, Fla.
2/26	W	7-5	USF	Coral Gables, Fla.
2/28	W	2-1	Towson	Coral Gables, Fla.
2/29	W	8-2	Towson	Coral Gables, Fla.
3/1	W	9-3	Towson	Coral Gables, Fla.
3/4	L	2-11	FAU	Boca Raton, Fla.
3/6	W	5-4	Pittsburgh* (11)	Coral Gables, Fla.
3/7	W	5-0	Pittsburgh*	Coral Gables, Fla.
3/8	W	14-2	Pittsburgh*	Coral Gables, Fla.
3/11	W	3-2	UCF	Orlando, Fla.

## 12-4 (.750)

## 2021

### NCAA TOURNAMENT

2/19	L	5-7	Florida	Gainesville, Fla.
2/20	W	10-9	Florida (13)	Gainesville, Fla.
2/21	W	8-6	Florida	Gainesville, Fla.
2/26	L	3-5	Virginia Tech*	Coral Gables, Fla.
2/27	W	3-0	Virginia Tech*	Coral Gables, Fla.
2/28	L	6-9	Virginia Tech*	Coral Gables, Fla.
3/5	L	5-11	NC State*	Raleigh, N.C.
3/6	W	6-4	NC State*	Raleigh, N.C.
3/7	W	6-4	NC State*	Raleigh, N.C.
3/9	W	11-2	FAU	Coral Gables, Fla.
3/12	W	10-0	Wake Forest*	Coral Gables, Fla.
3/13	W	6-3	Wake Forest*	Coral Gables, Fla.
3/17	W	15-2	FGCU	Fort Myers, Fla.
3/19	L	1-13	Florida State*	Coral Gables, Fla.
3/20	L	1-9	Florida State*	Coral Gables, Fla.
3/21	L	0-12	Florida State*	Coral Gables, Fla.
3/23	W	14-9	FAU	Boca Raton, Fla.
3/26	W	8-6	Virginia*	Charlottesville, Va.
3/27	L	0-4	Virginia*	Charlottesville, Va.
3/28	W	4-2	Virginia*	Charlottesville, Va.
3/31	W	21-1	FIU	Miami, Fla.
4/2	W	3-1	Duke*	Coral Gables, Fla.
4/3	W	11-5	Duke*	Coral Gables, Fla.
4/4	W	7-1	Duke*	Coral Gables, Fla.
4/7	W	8-3	FIU	Coral Gables, Fla.
4/9	L	6-12	Pittsburgh*	Pittsburgh, Pa.
4/10	L	4-6	Pittsburgh*	Pittsburgh, Pa.
4/11	L	5-12	Pittsburgh*	Pittsburgh, Pa.
4/14	W	3-2	FGCU	Coral Gables, Fla.
4/16	W	12-3	Clemson*	Coral Gables, Fla.
4/17	W	10-2	Clemson*	Coral Gables, Fla.
4/18	W	3-2	Clemson*	Coral Gables, Fla.
4/23	L	2-4	North Carolina*	Chapel Hill, N.C.
4/23	L	5-6	North Carolina*	Chapel Hill, N.C.
4/25	W	8-1	North Carolina*	Chapel Hill, N.C.
4/27	W	6-0	FGCU	Coral Gables, Fla.
4/30	L	0-13	Boston College*	Brighton, Mass.
5/1	W	2-1	Boston College*	Brighton, Mass.
5/2	L	6-11	Boston College*	Brighton, Mass.
5/7	W	4-2	Appalachian State	Coral Gables, Fla.
5/8	W	16-1	Appalachian State	Coral Gables, Fla.
5/9	W	10-2	Appalachian State	Coral Gables, Fla.
5/14	L	3-14	Georgia Tech*	Coral Gables, Fla.
5/15	W	10-3	Georgia Tech*	Coral Gables, Fla.
5/16	W	5-4	Georgia Tech*	Coral Gables, Fla.
5/3	W	9-3	Bethune-Cookman	Coral Gables, Fla.
5/4	W	12-7	Bethune-Cookman	Coral Gables, Fla.
5/5	W	13-5	Bethune-Cookman	Coral Gables, Fla.
5/8	L	7-8	UCF	Coral Gables, Fla.
5/10	W	7-3	Wake Forest*	Winston-Salem, N.C.
5/11	W	8-4	Wake Forest*	Winston-Salem, N.C.
5/13	L	7-9	Wake Forest*	Winston-Salem, N.C.
5/16	W	4-3	Duke*	Coral Gables, Fla.
5/17	L	3-12	Duke*	Coral Gables, Fla.
5/18	W	5-1	Duke*	Coral Gables, Fla.
5/23%	W	10-3	Virginia	Durham, N.C.
5/26%	L	5-7	North Carolina	Durham, N.C.
5/31+	L	5-6	Central Michigan	Starkville, Miss.
6/1+	W	12-2	Southern	Starkville, Miss.
6/2+	W	18-3	Central Michigan	Starkville, Miss.
6/2+	L	2-5	Mississippi State	Starkville, Miss..

HISTORY

# ALL-TIME RESULTS

**2022**

**40-20 (.667)**

**2023**

**42-21 (.667)**

## NCAA TOURNAMENT

2/18	W	10-8	Towson	Coral Gables, Fla.
2/19	W	11-2	Towson	Coral Gables, Fla.
2/19	W	13-2	Towson	Coral Gables, Fla.
2/20	W	11-1	Towson	Coral Gables, Fla.
2/23	W	9-1	FAU	Coral Gables, Fla.
2/25	L	6-11	Harvard	Coral Gables, Fla.
2/26	W	2-1	Harvard	Coral Gables, Fla.
2/27	W	10-0	Harvard	Coral Gables, Fla.
3/4	W	5-2	Florida	Coral Gables, Fla.
3/5	L	1-8	Florida	Coral Gables, Fla.
3/6	L	3-11	Florida	Coral Gables, Fla.
3/8	W	12-5	FIU	Miami, Fla.
3/11	L	11-12	Boston College*	Coral Gables, Fla.
3/12	W	11-3	Boston College*	Coral Gables, Fla.
3/13	W	12-2	Boston College*	Coral Gables, Fla.
3/16	L	5-10	UCF	Orlando, Fla.
3/18	W	11-4	Clemson*	Clemson, S.C.
3/19	W	4-1	Clemson*	Clemson, S.C.
3/20	L	5-20	Clemson*	Clemson, S.C.
3/23	W	7-1	FAU	Boca Raton, Fla.
3/25	W	8-5	North Carolina*	Coral Gables, Fla.
3/26	W	7-3	North Carolina*	Coral Gables, Fla.
3/27	W	3-2	North Carolina*	Coral Gables, Fla.
3/30	W	11-7	FGCU	Fort Myers, Fla.
4/1	W	4-1	Duke*	Durham, N.C.
4/2	W	4-3	Duke*	Durham, N.C.
4/3	W	11-3	Duke*	Durham, N.C.
4/5	W	5-2	FGCU	Coral Gables, Fla.
4/6	W	17-1	FIU	Coral Gables, Fla.
4/8	W	6-2	Virginia*	Coral Gables, Fla.
4/9	W	5-4	Virginia*	Coral Gables, Fla.
4/10	W	15-5	Virginia*	Coral Gables, Fla.
4/12	W	7-6	FAU	Coral Gables, Fla.
4/14	L	5-12	Virginia Tech*	Blacksburg, Va.
4/15	L	2-13	Virginia Tech*	Blacksburg, Va.
4/16	W	8-5	Virginia Tech*	Blacksburg, Va.
4/19	W	9-0	Bethune Cookman	Coral Gables, Fla.
4/22	W	2-1	Pittsburgh*	Coral Gables, Fla.
4/23	W	17-2	Pittsburgh*	Coral Gables, Fla.
4/26	L	12-4	Stetson	Coral Gables, Fla.
4/29	L	1-3	Georgia Tech*	Atlanta, Ga.
4/30	L	5-7	Georgia Tech*	Atlanta, Ga.
5/1	W	13-2	Georgia Tech*	Atlanta, Ga.
5/6	W	22-0	North Dakota State	Coral Gables, Fla.
5/7	W	16-1	North Dakota State	Coral Gables, Fla.
5/8	W	6-4	North Dakota State	Coral Gables, Fla.
5/11	W	16-10	UCF	Coral Gables, Fla.
5/14	W	8-2	Florida State*	Tallahassee, Fla.
5/14	L	4-6	Florida State*	Tallahassee, Fla.
5/15	L	4-6	Florida State*	Tallahassee, Fla.
5/17	L	3-7	FGCU	Coral Gables, Fla.
5/19	W	6-4	Notre Dame*	Coral Gables, Fla.
5/20	L	0-5	Notre Dame*	Coral Gables, Fla.
5/21	W	16-7	Notre Dame*	Coral Gables, Fla.
5/25%	L	6-9	NC State	Charlotte, N.C.
5/27%	L	3-16	Wake Forest	Charlotte, N.C.
6/4+	W	11-6	Canisius	Coral Gables, Fla.
6/5+	L	1-2	Ole Miss	Coral Gables, Fla.
6/5+	L	3-4	Arizona	Coral Gables, Fla.

## NCAA TOURNAMENT

2/17	L	5-9	Penn State	Coral Gables, Fla.
2/18	W	10-2	Penn State	Coral Gables, Fla.
2/19	W	3-2	Penn State	Coral Gables, Fla.
2/21	W	11-2	Stetson	Coral Gables, Fla.
2/22	W	9-3	Indiana State	Coral Gables, Fla.
2/24	W	9-7	Dartmouth	Coral Gables, Fla.
2/25	W	6-0	Dartmouth	Coral Gables, Fla.
2/26	W	20-2	Dartmouth	Coral Gables, Fla.
2/28	L	5-6	FAU	Boca Raton, Fla.
3/3	L	4-10	Florida	Gainesville, Fla.
3/4	W	14-6	Florida	Gainesville, Fla.
3/5	L	4-14	Florida (8)	Gainesville, Fla.
3/8	L	3-6	Jacksonville	Coral Gables, Fla.
3/10	W	9-8	NC State*	Coral Gables, Fla.
3/11	W	8-1	NC State*	Coral Gables, Fla.
3/12	L	4-14	NC State*	Coral Gables, Fla.
3/15	W	7-3	FIU	Miami, Fla.
3/17	W	4-3	Virginia Tech*	Coral Gables, Fla.
3/18	W	21-6	Virginia Tech (G1)*	Coral Gables, Fla.
3/18	W	12-9	Virginia Tech (G2)*	Coral Gables, Fla.
3/22	W	10-5	FAU	Coral Gables, Fla.
3/24	L	0-11	Wake Forest*	Winston-Salem, N.C.
3/25	L	1-4	Wake Forest*	Winston-Salem, N.C.
3/26	L	1-4	Wake Forest (8)*	Winston-Salem, N.C.
3/28	W	6-5	FIU	Coral Gables, Fla.
3/31	W	11-0	Florida State*	Coral Gables, Fla.
4/1	W	3-2	Florida State*	Coral Gables, Fla.
4/2	W	13-4	Florida State*	Coral Gables, Fla.
4/4	W	14-3	UCF	Coral Gables, Fla.
4/7	L	2-14	Virginia*	Charlottesville, Va.
4/8	L	5-6	Virginia*	Charlottesville, Va.
4/9	L	3-6	Virginia*	Charlottesville, Va.
4/13	W	5-4	North Carolina*	Chapel Hill, N.C.
4/14-4/15	L	8-9	North Carolina (11)*	Chapel Hill, N.C.
4/15	W	4-3	North Carolina*	Chapel Hill, N.C.
4/18	W	12-6	Bethune Cookman	Coral Gables, Fla.
4/19	L	6-7	FAU (11)	Boca Raton, Fla.
4/21	W	4-2	Georgia Tech*	Coral Gables, Fla.
4/23	W	9-7	Georgia Tech ( G1)*	Coral Gables, Fla.
4/23	L	5-9	Georgia Tech (G2) (6)*	Coral Gables, Fla.
4/25	W	12-9	FAU	Coral Gables, Fla.
4/27	W	6-5	Louisville*	Louisville, Ky.
4/28	L	0-11	Louisville*	Louisville, Ky.
4/29	W	10-7	Louisville*	Louisville, Ky.
5/5	W	13-4	Presbyterian	Coral Gables, Fla.
5/6	W	12-1	Presbyterian	Coral Gables, Fla.
5/7	W	12-2	Presbyterian (8)	Coral Gables, Fla.
5/10	W	10-0	FIU (7)	Coral Gables, Fla.
5/12	W	9-8	Pittsburgh*	Pittsburgh, Pa.
5/13	L	4-7	Pittsburgh*	Pittsburgh, Pa.
5/14	W	5-4	Pittsburgh*	Pittsburgh, Pa.
5/16	W	17-3	FIU	Miami, Fla.
5/18	L	3-5	Duke*	Coral Gables, Fla.
5/19	W	10-8	Duke (11)*	Coral Gables, Fla.
5/20	W	10-1	Duke*	Coral Gables, Fla.
5/25%	W	4-2	NC State	Durham, N.C.
5/26%	W	7-6	Duke	Durham, N.C.
5/27%	W	7-2	Wake Forest	Durham, N.C.
5/28%	L	5-11	Clemson	Durham, N.C.
6/2+	W	9-1	Maine	Coral Gables, Fla.
6/3+	L	1-4	Texas	Coral Gables, Fla.
6/4+	W	8-5	Louisiana	Coral Gables, Fla.
6/4+	L	6-10	Texas	Coral Gables, Fla.

HISTORY

# ALL-TIME SERIES HISTORY

OPPONENT	RECORD	FIRST	LAST	STRK	OPPONENT	RECORD	FIRST	LAST	STRK
Air Force	2-0-0	1986	1988	W2	Fordham	9-1-0	1984	2010	W1
Alabama	7-8-0	1983	1999	W2	Fresno State	1-0-0	1988	1988	W1
Alabama State	2-1-0	2014	2014	W1	Ft. Lauderdale College	2-0-0	1983	1983	W2
Albany	4-0-0	2001	2012	W4	Furman	9-1-0	1960	1998	W4
Amherst	10-4-0	1953	1959	W4	George Washington	11-1-0	1981	2005	W1
Appalachian State	7-1-0	1973	2021	W5	Georgetown	4-0-0	1987	1993	W4
Arizona	6-5-0	1979	2022	L2	Georgia	2-3-0	1965	2008	L1
Arizona State	8-9-0	1978	1998	L1	Georgia Southern	14-10-0	1966	1998	W2
Arkansas	5-0-0	1985	2015	W5	Georgia State	3-0-0	1993	1993	L1
Armstrong State	2-0-0	1985	1985	W2	Georgia Tech	68-45-2	1958	2023	L1
Army	27-2-1	1960	2015	W9	Georgia-Atlanta	1-0-0	1953	1953	W1
Auburn	1-7-0	1946	1994	W1	Glassboro State	2-1-0	1978	1979	W1
Ball State	3-1-0	2002	2004	W3	Harvard	10-2-0	1974	2022	W2
Barry	22-0-0	1985	2015	W22	Havana	2-0-0	1951	1951	W2
Baylor	1-0-0	1978	1978	W1	Hawaii	3-2-0	1980	1997	W3
Bernard Baruch	2-0-0	1972	1972	W2	High Point	3-0-0	2005	2005	W3
Bethune-Cookman	42-6-0	1983	2023	W9	Hofstra	2-1-0	2011	2011	L1
Biscayne	51-4-0	1968	1983	W5	Honduras	3-0-0	1970	1970	W3
Boston College	27-11-0	2003	2022	W2	Houston	0-1-0	2002	2002	L1
Boston University	2-0-0	1989	1990	W2	Howard	2-0-0	1978	1979	W2
Bowling Green	13-0-0	1977	1988	W13	Illinois	15-3-0	1992	1998	W8
Bradley	1-0-0	1972	1972	W1	Illinois State	6-2-0	1992	2013	W1
Bucknell	1-0-0	2001	2001	W1	Illinois-Chicago	5-0-0	1983	2004	W5
Buffalo	25-2-0	1974	1980	W2	Indiana	6-0-0	1974	2006	W6
C.W. Post	4-0-0	1997	2000	W4	Indiana State	6-0-0	1980	2023	W6
Cal State Fullerton	6-11-0	1982	2004	L1	Iona	2-1-0	1998	2000	W1
Cal State Northridge	0-1-0	1991	1991	L1	Ithaca	2-0-0	1979	1979	W2
California	7-1-0	1980	1992	W7	Jackson State	2-0-0	2019	2019	W2
Campbell	3-1-0	2003	2004	W1	Jacksonville	82-19-0	1958	2023	L1
Canisius	1-0-0	2022	2022	W1	Jacksonville N.A.S.	4-2-0	1946	1949	W4
Central Michigan	1-1-0	2019	2019	W1	James Madison	8-0-0	1979	1999	W8
Coastal Carolina	11-0-0	1994	2004	W11	Kansas State	1-0-0	2002	2002	W1
Colgate	4-1-0	1969	1970	W3	Kent State	3-0-0	1994	2020	W3
Colorado State	1-0-0	1984	1984	W1	Lafayette	2-0-0	1972	1972	W2
Columbia	4-2-0	2013	2019	L1	Lamar	4-0-0	1976	1980	W4
Connecticut	2-0-0	1970	1970	W2	La Salle	3-1-0	1966	2007	W3
Cornell	5-2-0	1971	2008	W3	Lehigh	1-0-0	2008	2008	W1
Creighton	8-1-0	1985	1989	W5	Lewis	2-0-0	1982	1982	W2
Dartmouth	7-3-0	2000	2023	W3	Liberty	1-0-0	1997	1997	W1
Davidson	1-1-0	1990	1990	L1	Long Beach State	18-8-0	1993	2016	W5
Delaware	4-0-0	1971	1980	W4	LIU Brooklyn	1-0-0	1979	1979	W1
Drexel	1-0-0	1998	1998	W1	LSU	12-7-0	1972	2004	W1
Duke	49-14-0	1966	2023	W3	Louisiana	1-0-0	2023	2023	W1
East Carolina	3-2-0	1984	2001	W1	Louisville	10-9-0	2006	2023	W1
Eastern Illinois	1-0-0	1991	1991	W1	Loyola (MD)	1-1-0	1972	1972	W1
Eastern Kentucky	2-1-0	1991	1991	L1	Lynn	4-0-0	1989	2000	W4
Eastern Michigan	2-0-0	2000	2000	W2	Maine	69-14-0	1976	2023	W3
Eckerd	8-4-0	1975	1990	W3	Manhattan	8-1-0	2006	2016	W3
Elon	11-4-0	1999	2007	W2	Marist	1-0-0	1999	1999	W1
Florida	134-132-1	1940	2023	L1	Marshall	4-0-0	1978	1979	W4
Florida A&M	19-7-0	1968	2016	W4	Maryland	15-6-0	2005	2013	L1
Florida Atlantic	70-22-0	1982	2023	W1	UMBC	5-0-0	1992	2019	W5
FGCU	27-6-0	2008	2022	L1	Massachusetts	6-1-0	1976	1995	W3
FIU	103-29-0	1973	2023	W10	McNeese State	1-0-0	1988	1998	W1
Florida Southern	58-24	1947	2001	W13	Memphis	2-0-0	1974	1974	W2
Florida State	136-154-4	1951	2023	W3	Mercer	27-3-0	1967	2008	L2
Florida Tech	8-2-0	1973	1978	W4	Miami (OH)	3-4-0	1977	2012	W2

# ALL-TIME SERIES HISTORY

OPPONENT	RECORD	FIRST	LAST	STRK	OPPONENT	RECORD	FIRST	LAST	STRK
Michigan	9-2-1	1958	2000	T1	Southern	1-0-0	2019	2019	W1
Michigan State	41-18-2	1965	2006	W1	Southern California	8-5-0	1974	2002	L1
Middle Tennessee	4-0-0	1973	1981	W4	Southern Illinois	46-10-0	1972	1995	W8
Minnesota	15-3-0	1981	2004	W7	St. Bonaventure	1-1-0	2004	2007	L1
Mississippi	4-2-0	1977	2022	L1	St. Francis Brooklyn	5-0-0	1979	1980	W5
Mississippi State	3-2-0	1971	2019	L1	St. John's	3-0-0	2013	2013	W3
Missouri	1-1-0	2008	2018	L1	St. Joseph's	19-1-0	1972	2009	W19
Missouri State	2-1-0	1996	2012	L1	St. Leo	10-1-0	1968	1983	W7
Montclair State	3-0-0	1974	1983	W3	St. Peter's	1-0-0	2003	2003	W1
Morehead State	1-0-0	1977	1977	W1	St. Thomas	24-2-0	1985	2017	W24
Mount St. Mary's	1-0-0	2009	2009	W1	Stanford	5-3-0	1985	2008	L1
Murray State	1-0-0	1975	1975	W1	Stetson	115-44-0	1947	2023	W1
					Stony Brook	1-1-0	2003	2012	L1
Navy	1-0-0	1988	1988	W1					
Nebraska	0-2-0	2005	2005	L2	Tampa	67-9-0	1940	1966	W12
New Hampshire	1-1-0	1972	1972	W1	Tennessee	13-6-0	1989	2004	W1
New Jersey	1-0-0	2008	2008	W1	Texas	19-23-0	1976	2023	L4
New Orleans	16-9-0	1982	1991	W3	Texas A&M	8-3-0	1979	2010	W1
New York Tech	16-0-0	1978	2015	W16	Texas Tech	2-2-0	1998	2014	L1
New York University	2-0-0	1966	1966	W2	The Citadel	3-3-0	1979	2003	W2
Newberry	1-1-0	1940	1948	L1	Toledo	1-0-0	1997	1997	W1
Niagara	1-0-0	1988	1988	W1	Towson	8-0-0	1988	2022	W8
North Carolina	46-37-1	1976	2023	W1	Troy	1-0-0	1978	1978	W1
NC State	40-22-0	1989	2023	W1	Tulane	9-8-0	1970	1991	L2
North Dakota State	3-0-0	2022	2022	W3					
North Florida	4-2-0	1990	2009	L1	UCF	24-9-0	1985	2023	W2
Northeastern	10-0-0	1990	2005	W10	UCLA	13-1-0	1984	2007	W4
Northern Iowa	2-0-0	1973	1973	W2	UCSB	0-1-0	2016	2016	L1
Northwestern	2-0-0	2000	2002	W2	USF	84-30-0	1967	2021	L1
Notre Dame	23-8-0	1970	2022	W1	Union	3-0-0	1971	1971	W
Nova Southeastern	5-0-0	1990	2016	W5					
					Vanderbilt	2-0-0	1973	1974	W2
Ohio State	12-15-2	1959	2009	L1	Vermont	1-0-0	1998	1998	W1
Oklahoma	1-2-0	1974	1985	L2	Villanova	6-0-0	1989	2014	W6
Oklahoma State	5-4-0	1979	2013	L1	Virginia	37-32-0	1985	2023	L3
Oral Roberts	9-4-0	1978	2005	L2	VCU	3-0-0	2005	2015	W3
Oregon State	1-1-0	2006	2006	L1	Virginia Tech	42-12-0	2005	2023	W4
Pace	10-0-0	1969	2003	W10	Wagner	1-0-0	2000	2000	W1
Penn State	9-1-0	1970	2023	W2	Wake Forest	39-16-0	1987	2023	W1
Pennsylvania	1-0-0	1991	1991	W1	Washington State	1-1-0	1990	1990	L1
Pepperdine	0-1-0	1979	1979	L1	Waterloo	0-2-0	1954	1954	L2
Pitt	27-9-0	1969	2023	W1	Wesleyan	20-5-1	1958	1968	W9
Portland	1-0-0	1991	1991	W1	Westchester State	3-2-0	1975	1978	W3
Presbyterian	3-0-0	2023	2023	W3	Western Carolina	4-1-0	1986	1994	W3
Princeton	4-0-0	1985	1999	W4	Western Kentucky	1-0-0	1978	1978	W1
Providence	1-0-0	1992	1992	W1	Western Michigan	2-0-1	1968	1968	T1
Purdue	1-0-0	1988	1988	W1	Wichita State	6-3-0	1982	1990	W3
					William & Mary	2-0-0	1969	1969	W2
Rhode Island	0-1-0	2009	2009	L1	William Patterson	1-0-0	1982	1982	W1
Rice	5-2-0	1985	2006	L1	Winthrop	4-2-0	1999	2006	L2
Richmond	1-0-0	1997	1997	W1	Wisc. - Milwaukee	3-1-0	2002	2013	W3
Rider	1-0-0	1994	1994	W1	Wright State	8-1-0	2006	2015	L1
Rollins	36-51-0	1940	1994	L1					
Rutgers	69-14-0	1967	2020	W6	Yale	6-3-0	1957	1959	W1
					Youngstown State	1-0-0	1992	1992	W1
Saint Mary's	3-0-0	2008	2008	W3					
Sam Houston State	0-1-0	1996	1996	L1					
San Diego State	4-0-0	2001	2003	W4					
San Francisco	1-0-0	2006	2006	W1					
Savannah State	7-0-0	2001	2003	W7					
Seton Hall	21-4-0	1974	1992	W6					
South Alabama	16-9-0	1973	2021	L1					
South Carolina	24-9-0	1974	2004	L2					

HISTORY

# ALL-TIME SERIES RESULTS

## AIR FORCE

### MIAMI LEADS, 2-0

YEAR	DATE	SITE	W/L	SCORE
1986	3/29	Coral Gables, Fla.	W	3-0
1988	3/24	Coral Gables, Fla.	W	14-6

**Coral Gables:** Miami leads, 2-0

## ALABAMA

### ALABAMA LEADS, 8-7

YEAR	DATE	SITE	W/L	SCORE
1983	5/27+	Tallahassee, Fla.	L	4-6
1983	5/29+	Tallahassee, Fla.	L	9-11
1984	4/6	Coral Gables, Fla.	L	7-8
1984	4/7	Coral Gables, Fla.	L	1-7
1984	4/8	Coral Gables, Fla.	W	8-3
1985	5/3	Dothan, Ala.	W	14-10
1985	5/4	Tuscaloosa, Ala.	L	6-12
1985	5/5	Tuscaloosa, Ala.	L	7-11
1986	4/8	Mobile, Ala.	W	14-0 (7)
1986	6/2#	Omaha, Neb.	W	15-1
1987	6/2#	Omaha, Neb.	W	6-1
1987	6/5#	Omaha, Neb.	L	6-8
1987	6/6#	Omaha, Neb.	L	2-6
1989	6/13#	Omaha, Neb.	W	8-1
1989	6/17#	Omaha, Neb.	W	5-2

**Coral Gables:** Alabama leads, 2-1

**Tuscaloosa/Dothan/Mobile:** Tied, 2-2

**Neutral Site:** Tied, 4-4

## ALABAMA STATE

### MIAMI LEADS, 2-1

YEAR	DATE	SITE	W/L	SCORE
2014	5/2	Coral Gables, Fla.	W	11-1
2014	5/3	Coral Gables, Fla.	L	5-6
2014	5/4	Coral Gables, Fla.	W	6-3

**Coral Gables:** Miami leads, 2-1

## ALBANY

### MIAMI LEADS, 4-0

YEAR	DATE	SITE	W/L	SCORE
2001	2/25	Coral Gables, Fla.	W	14-0
2012	2/24	Coral Gables, Fla.	W	15-4
2012	2/25	Coral Gables, Fla.	W	11-1
2012	2/26	Coral Gables, Fla.	W	12-5

**Coral Gables:** Miami leads, 4-0

## AMHERST

### MIAMI LEADS, 10-4

YEAR	DATE	SITE	W/L	SCORE
1953	3/23	Coral Gables, Fla.	W	9-8
1953	3/24	Coral Gables, Fla.	W	12-7
1954	3/25	Coral Gables, Fla.	W	17-4
1954	3/26	Coral Gables, Fla.	W	7-6
1956	3/27	Coral Gables, Fla.	L	6-9
1956	3/28	Coral Gables, Fla.	W	6-4
1956	3/29	Coral Gables, Fla.	L	14-16
1957	3/26	Coral Gables, Fla.	W	9-3
1957	3/27	Coral Gables, Fla.	L	5-10
1957	3/28	Coral Gables, Fla.	L	1-6
1958	3/25	Coral Gables, Fla.	W	8-2
1958	3/26	Coral Gables, Fla.	W	8-4
1959	4/1	Coral Gables, Fla.	W	9-8
1959	4/2	Coral Gables, Fla.	W	6-3

**Coral Gables:** Miami leads, 10-4

## APPALACHIAN STATE

### MIAMI LEADS, 7-1

YEAR	DATE	SITE	W/L	SCORE
1973	5/27+	Starkville, Miss.	W	13-6
2011	2/24	Coral Gables, Fla.	W	6-3
2011	2/25	Coral Gables, Fla.	L	5-7
2011	2/26	Coral Gables, Fla.	W	10-0
2019	3/6	Coral Gables, Fla.	W	6-1
2021	5/7	Coral Gables, Fla.	W	4-2
2021	5/8	Coral Gables, Fla.	W	16-1
2021	5/9	Coral Gables, Fla.	W	10-2

**Coral Gables:** Miami leads, 6-1

**Neutral Site:** Miami leads, 1-0

## ARIZONA

### MIAMI LEADS, 6-5

YEAR	DATE	SITE	W/L	SCORE
1979	6/1#	Omaha, Neb.	L	1-5
1986	6/7#	Omaha, Neb.	W	4-3
1987	3/27	Coral Gables, Fla.	L	0-5
1987	3/28	Coral Gables, Fla.	W	7-3
1987	3/29	Coral Gables, Fla.	W	9-8
1989	5/21	Chapel Hill, N.C.	W	11-1
2008	6/6S	Coral Gables, Fla.	L	3-6
2008	6/7S	Coral Gables, Fla.	W	14-10
2008	6/8S	Coral Gables, Fla.	W	4-2
2016	6/18#	Omaha, Neb.	L	1-5
2022	6/5+	Coral Gables, Fla.	L	3-4

**Coral Gables:** Miami leads, 4-3

**Neutral Site:** Tied, 2-2

# ALL-TIME SERIES RESULTS

## ARIZONA STATE

### ARIZONA STATE LEADS, 9-8

YEAR	DATE	SITE	W/L	SCORE
1978	6/7#	Omaha, Neb.	L	11-3
1979	3/19	Coral Gables, Fla.	W	9-0
1979	3/20	Coral Gables, Fla.	W	10-1
1979	3/21	Coral Gables, Fla.	W	11-9
1982	5/21	Tempe, Ariz.	W	8-6
1982	5/22	Tempe, Ariz.	L	1-3
1982	5/23	Tempe, Ariz.	L	7-8
1983	2/4	Coral Gables, Fla.	L	3-4
1983	2/5	Coral Gables, Fla.	W	16-5
1983	2/6	Coral Gables, Fla.	W	13-5
1984	6/2#	Omaha, Neb.	L	6-9
1994	6/4#	Omaha, Neb.	L	0-4
1994	6/7#	Omaha, Neb.	L	5-9
1997	5/24+	Coral Gables, Fla.	L	3-10
1997	5/25+	Coral Gables, Fla.	W	7-6
1997	5/25+	Coral Gables, Fla.	W	6-5
1998	5/31#	Omaha, Neb.	L	2-9

**Coral Gables:** Miami leads, 7-2

**Tempe:** Arizona State leads, 2-1

**Neutral Site:** Arizona State leads, 5-0

## ARKANSAS

### MIAMI LEADS, 5-0

YEAR	DATE	SITE	W/L	SCORE
1985	2/9	Coral Gables, Fla.	W	4-0
1985	2/9	Coral Gables, Fla.	W	2-1
1985	2/10	Coral Gables, Fla.	W	5-2
2001	3/4	Minneapolis, Minn.	W	8-2
2015	6/15#	Omaha, Neb.	W	4-3

**Coral Gables:** Miami leads, 3-0

**Neutral Site:** Miami leads, 2-0

## ARMSTRONG STATE

### MIAMI LEADS, 2-0

YEAR	DATE	SITE	W/L	SCORE
1985	2/12	Coral Gables, Fla.	W	14-7
1985	2/13	Coral Gables, Fla.	W	15-3

**Coral Gables:** Miami leads, 2-0

## ARMY

### MIAMI LEADS, 27-2-1

YEAR	DATE	SITE	W/L	SCORE
1960	3/25	Coral Gables, Fla.	W	10-6
1960	3/27	Coral Gables, Fla.	W	11-9
1961	3/24	Coral Gables, Fla.	W	10-3
1961	3/25	Coral Gables, Fla.	W	5-3
1962	3/22	Coral Gables, Fla.	W	17-7
1962	3/23	Coral Gables, Fla.	W	6-2
1962	3/24	Coral Gables, Fla.	W	5-2
1963	3/21	Coral Gables, Fla.	W	3-1
1963	3/22	Coral Gables, Fla.	W	3-1
1963	3/23	Coral Gables, Fla.	W	6-0
1964	3/19	Coral Gables, Fla.	W	2-0
1964	3/20	Coral Gables, Fla.	W	3-1
1964	3/21	Coral Gables, Fla.	W	9-4
1965	3/25	Coral Gables, Fla.	W	7-3
1965	3/27	Coral Gables, Fla.	W	13-2
1966	3/25	Coral Gables, Fla.	L	1-3
1966	3/26	Coral Gables, Fla.	W	7-3
1967	3/23	Coral Gables, Fla.	W	5-4
1967	3/24	Coral Gables, Fla.	T	1-1
1968	3/24	Coral Gables, Fla.	W	1-0
1969	3/20	Coral Gables, Fla.	L	0-4
1969	3/23	Coral Gables, Fla.	W	4-2 (7)
1970	3/19	Coral Gables, Fla.	W	8-5
1970	3/20	Coral Gables, Fla.	W	7-5
1973	3/26	Coral Gables, Fla.	W	10-0
1973	3/29	Coral Gables, Fla.	W	11-4
1975	3/27	Coral Gables, Fla.	W	7-4
1975	3/28	Coral Gables, Fla.	W	13-1
1975	3/29	Coral Gables, Fla.	W	7-0
2015	3/17	Coral Gables, Fla.	W	9-1

**Coral Gables:** Miami leads, 27-2-1

## AUBURN

### AUBURN LEADS, 7-1

YEAR	DATE	SITE	W/L	SCORE
1946	4/15	Auburn, Ala.	L	5-8
1946	5/2	Coral Gables, Fla.	L	0-1 (13)
1946	5/3	Coral Gables, Fla.	L	7-11
1966	4/11	Auburn, Ala.	L	1-7
1966	4/12	Auburn, Ala.	L	3-8
1968	4/15	Auburn, Ala.	L	5-7
1968	4/16	Auburn, Ala.	L	1-6
1994	6/6#	Omaha, Neb.	W	7-5

**Coral Gables:** Auburn leads, 2-0

**Auburn:** Auburn leads, 5-0

**Neutral Site:** Miami leads, 1-0

## BALL STATE

### MIAMI LEADS, 3-1

YEAR	DATE	SITE	W/L	SCORE
2002	3/13	Coral Gables, Fla.	L	4-12
2004	5/20	Coral Gables, Fla.	W	9-1
2004	5/21	Coral Gables, Fla.	W	4-2
2004	5/22	Coral Gables, Fla.	W	7-3

**Coral Gables:** Miami leads, 3-1



# ALL-TIME SERIES RESULTS

## BARRY

### MIAMI LEADS, 22-0

YEAR	DATE	SITE	W/L	SCORE
1985	4/9	Coral Gables, Fla.	W	12-1
1985	4/16	Coral Gables, Fla.	W	5-0
1986	4/1	Coral Gables, Fla.	W	9-1
1987	4/18	Coral Gables, Fla.	W	18-2
1988	2/17	Coral Gables, Fla.	W	5-0
1988	3/1	Coral Gables, Fla.	W	9-1
1990	2/14	Coral Gables, Fla.	W	7-1
1992	2/19	Coral Gables, Fla.	W	13-4
1992	4/7	Coral Gables, Fla.	W	12-8
1994	2/2	Coral Gables, Fla.	W	8-0
1994	5/6	Coral Gables, Fla.	W	11-3
1996	1/31	Coral Gables, Fla.	W	25-0
1997	2/25	Coral Gables, Fla.	W	8-3
1998	1/28	Coral Gables, Fla.	W	9-0
1999	1/26	Coral Gables, Fla.	W	8-3
2000	2/15	Coral Gables, Fla.	W	5-3
2009	4/1	Coral Gables, Fla.	W	15-10
2010	5/7	Coral Gables, Fla.	W	6-0
2010	5/8	Coral Gables, Fla.	W	11-1
2011	4/13	Coral Gables, Fla.	W	10-5
2013	2/27	Coral Gables, Fla.	W	5-1
2015	2/25	Coral Gables, Fla.	W	5-3

**Coral Gables:** Miami leads, 22-0

## BAYLOR

### MIAMI LEADS, 1-0

YEAR	DATE	SITE	W/L	SCORE
1978	6/3#	Omaha, Neb.	W	12-1

**Neutral Site:** Miami leads, 1-0

## BERNARD BARUCH

### MIAMI LEADS, 2-0

YEAR	DATE	SITE	W/L	SCORE
1972	3/27	Coral Gables, Fla.	W	3-1
1972	3/30	Coral Gables, Fla.	W	5-4

**Coral Gables:** Miami leads, 2-0

## BETHUNE-COOKMAN

### MIAMI LEADS, 42-6

YEAR	DATE	SITE	W/L	SCORE
1983	2/15	Coral Gables, Fla.	W	12-3
1984	2/14	Coral Gables, Fla.	W	17-1
1990	4/3	Coral Gables, Fla.	W	22-0 (7)
1996	3/29	Coral Gables, Fla.	W	10-3
1996	3/30	Coral Gables, Fla.	W	20-3
1998	4/10	Coral Gables, Fla.	W	9-3
1998	4/11	Coral Gables, Fla.	W	13-1
1998	4/12	Coral Gables, Fla.	W	17-0
1999	5/28+	Coral Gables, Fla.	W	15-9
2002	5/3	Coral Gables, Fla.	W	12-4
2002	5/4	Coral Gables, Fla.	L	1-3
2002	5/5	Coral Gables, Fla.	W	14-2
2003	5/30	Coral Gables, Fla.	W	10-5
2006	2/25	Coral Gables, Fla.	W	4-3
2006	2/25	Coral Gables, Fla.	W	9-1
2006	2/26	Coral Gables, Fla.	W	9-1
2008	3/25	Coral Gables, Fla.	W	10-5
2008	3/26	Coral Gables, Fla.	W	7-6
2008	5/30+	Coral Gables, Fla.	W	7-4
2009	5/8	Coral Gables, Fla.	L	0-1
2009	5/9	Coral Gables, Fla.	W	14-4
2009	5/10	Coral Gables, Fla.	L	2-5
2010	4/20	Coral Gables, Fla.	W	5-2
2011	4/20	Coral Gables, Fla.	W	5-3
2012	5/4	Coral Gables, Fla.	W	7-0
2012	5/5	Coral Gables, Fla.	W	5-4
2012	5/6	Coral Gables, Fla.	W	4-3
2013	4/3	Coral Gables, Fla.	L	3-5
2013	4/17	Coral Gables, Fla.	W	6-1
2014	3/11	Coral Gables, Fla.	L	3-7
2014	4/2	Coral Gables, Fla.	W	10-1
2014	5/30#	Coral Gables, Fla.	W	1-0
2014	6/1#	Coral Gables, Fla.	W	10-0
2015	4/1	Coral Gables, Fla.	W	13-3
2015	5/6	Coral Gables, Fla.	W	14-0
2016	3/23	Coral Gables, Fla.	W	5-4
2016	5/10	Coral Gables, Fla.	W	14-7
2017	5/5	Coral Gables, Fla.	W	6-5
2017	5/6	Coral Gables, Fla.	L	3-7
2017	5/7	Coral Gables, Fla.	W	7-1
2018	5/4	Coral Gables, Fla.	W	4-2
2018	5/5	Coral Gables, Fla.	W	8-7
2018	5/6	Coral Gables, Fla.	W	12-11
2019	5/3	Coral Gables, Fla.	W	9-3
2019	5/4	Coral Gables, Fla.	W	12-7
2019	5/5	Coral Gables, Fla.	W	13-5
2022	4/19	Coral Gables, Fla.	W	9-0
2023	4/18	Coral Gables, Fla.	W	12-6

**Coral Gables:** Miami leads, 42-6

# ALL-TIME SERIES RESULTS

## BISCAYNE

### MIAMI LEADS, 51-4

YEAR	DATE	SITE	W/L	SCORE
1968	3/5	Miami, Fla.	W	9-0 (F)
1968	3/12	Coral Gables, Fla.	W	9-0 (F)
1968	4/24	Coral Gables, Fla.	W	9-0 (F)
1969	4/16	Coral Gables, Fla.	W	9-1
1969	4/23	Miami, Fla.	W	10-0
1969	5/6	Coral Gables, Fla.	L	4-7
1969	5/7	Miami, Fla.	W	3-0
1970	3/10	Coral Gables, Fla.	W	5-2
1970	4/14	Coral Gables, Fla.	W	2-1
1970	5/5	Coral Gables, Fla.	W	9-1
1971	4/14	Coral Gables, Fla.	W	6-2
1971	4/21	Miami, Fla.	W	21-4 (8)
1971	5/5	Coral Gables, Fla.	W	7-0
1972	3/8	Coral Gables, Fla.	W	7-2
1972	4/26	Miami, Fla.	W	11-1
1972	5/2	Coral Gables, Fla.	W	9-0
1973	4/5	Coral Gables, Fla.	W	4-3
1973	4/25	Coral Gables, Fla.	W	26-3
1973	5/1	Coral Gables, Fla.	W	17-0
1973	5/2	Coral Gables, Fla.	W	16-2
1974	2/27	Coral Gables, Fla.	W	12-0
1974	4/24	Coral Gables, Fla.	W	13-5
1974	5/1	Coral Gables, Fla.	W	19-1
1974	5/7	Miami, Fla.	W	18-1
1975	3/12	Coral Gables, Fla.	W	6-2
1975	4/9	Miami, Fla.	W	2-1
1975	4/16	Coral Gables, Fla.	W	7-1
1975	5/1	Coral Gables, Fla.	W	8-0
1976	4/8	Miami, Fla.	W	6-3
1976	4/16	Coral Gables, Fla.	W	6-2
1976	4/17	Miami, Fla.	W	10-1
1976	4/28	Coral Gables, Fla.	L	2-3 (13)
1977	3/2	Miami, Fla.	W	10-2
1977	3/15	Coral Gables, Fla.	W	6-3
1977	3/16	Coral Gables, Fla.	W	4-3
1977	4/22	Coral Gables, Fla.	W	4-0
1977	4/23	Coral Gables, Fla.	W	7-5
1978	3/1	Miami, Fla.	W	9-5
1978	3/13	Miami, Fla.	W	14-2
1978	4/11	Miami, Fla.	L	4-6
1978	4/26	Coral Gables, Fla.	W	4-1
1979	4/18	Coral Gables, Fla.	W	10-1
1979	4/24	Coral Gables, Fla.	W	5-1
1980	4/15	Coral Gables, Fla.	W	7-4
1980	4/16	Coral Gables, Fla.	W	2-1
1980	4/19	Coral Gables, Fla.	W	9-4
1980	4/30	Coral Gables, Fla.	W	15-0
1981	2/25	Coral Gables, Fla.	W	5-3
1981	4/22	Coral Gables, Fla.	W	5-3
1981	4/28	Coral Gables, Fla.	L	2-4
1982	2/18	Coral Gables, Fla.	W	7-1
1982	3/9	Coral Gables, Fla.	W	13-1
1983	3/29	Coral Gables, Fla.	W	8-5
1983	4/20	Coral Gables, Fla.	W	5-3
1983	5/3	Coral Gables, Fla.	W	4-0

**Coral Gables:** Miami leads, 39-3

**Miami:** Miami leads, 12-1

## BOSTON COLLEGE

### MIAMI LEADS, 27-11

YEAR	DATE	SITE	W/L	SCORE
2003	3/21	Coral Gables, Fla.	W	18-8
2003	3/22	Coral Gables, Fla.	W	17-5
2008	3/7	Coral Gables, Fla.	W	10-7
2008	3/8	Coral Gables, Fla.	W	8-3
2008	3/9	Coral Gables, Fla.	W	7-1
2009	5/1	Chestnut Hill, Mass.	W	5-1
2009	5/2	Brockton, Mass.	W	7-5
2009	5/3	Chestnut Hill, Mass.	L	3-13
2009	5/22%	Durham, N.C.	L	1-10
2010	3/12	Coral Gables, Fla.	L	0-3
2010	3/13	Coral Gables, Fla.	W	7-1
2010	3/14	Coral Gables, Fla.	W	11-4
2010	5/27%	Greensboro, N.C.	L	10-12 (12)
2011	4/3	Chestnut Hill, Mass.	W	19-4
2011	4/3	Chestnut Hill, Mass.	W	7-6 (5)
2012	4/9	Coral Gables, Fla.	W	7-3
2012	4/10	Coral Gables, Fla.	W	5-3
2012	4/11	Coral Gables, Fla.	W	4-1
2013	4/26	Chestnut Hill, Mass.	L	0-1
2013	4/27	Chestnut Hill, Mass.	W	5-0
2013	4/28	Chestnut Hill, Mass.	L	2-3 (11)
2014	3/7	Coral Gables, Fla.	W	6-2
2014	3/8	Coral Gables, Fla.	W	5-2
2014	3/9	Coral Gables, Fla.	W	4-3
2016	6/10S	Coral Gables, Fla.	W	12-7
2016	6/11S	Coral Gables, Fla.	L	3-5
2016	6/12S	Coral Gables, Fla.	W	9-4
2017	4/28	Chestnut Hill, Mass.	W	3-0
2017	4/29	Chestnut Hill, Mass.	W	14-5
2017	4/30	Chestnut Hill, Mass.	L	2-9
2018	5/17	Coral Gables, Fla.	W	3-0
2018	5/18	Coral Gables, Fla.	W	4-3
2021	4/30	Brighton, Mass.	L	0-13
2021	5/1	Brighton, Mass.	W	2-1
2021	5/2	Brighton, Mass.	L	6-11
2022	3/11	Coral Gables, Fla.	L	11-12
2022	3/12	Coral Gables, Fla.	W	11-3
2022	3/13	Coral Gables, Fla.	W	12-2

**Coral Gables:** Miami leads, 19-3

**Chestnut Hill/Brockton/Brighton:** Miami leads, 8-6

**Neutral Site:** Boston College leads, 2-0

## BOSTON UNIVERSITY

### MIAMI LEADS, 2-0

YEAR	DATE	SITE	W/L	SCORE
1989	3/9	Coral Gables, Fla.	W	17-0 (7)
1990	3/11	Coral Gables, Fla.	W	25-1

**Coral Gables:** Miami leads, 2-0

# ALL-TIME SERIES RESULTS

## BOWLING GREEN

### MIAMI LEADS, 13-0

YEAR	DATE	SITE	W/L	SCORE
1977	3/20	Coral Gables, Fla.	W	18-3
1978	3/19	Coral Gables, Fla.	W	5-1
1979	3/24	Coral Gables, Fla.	W	10-1
1980	3/21	Coral Gables, Fla.	W	7-1
1980	3/28	Coral Gables, Fla.	W	8-3
1981	3/23	Coral Gables, Fla.	W	12-0
1981	3/29	Coral Gables, Fla.	W	8-1
1982	3/19	Coral Gables, Fla.	W	15-2
1982	3/22	Coral Gables, Fla.	W	14-1
1982	3/24	Coral Gables, Fla.	W	12-0
1986	3/28	Coral Gables, Fla.	W	7-3
1986	3/29	Coral Gables, Fla.	W	12-8
1988	5/21	Coral Gables, Fla.	W	21-6

**Coral Gables:** Miami leads, 13-0

## BRADLEY

### MIAMI LEADS, 1-0

YEAR	DATE	SITE	W/L	SCORE
1972	4/5	New Orleans, La.	W	12-3

**Neutral Site:** Miami leads, 1-0

## BUCKNELL

### MIAMI LEADS, 1-0

YEAR	DATE	SITE	W/L	SCORE
2001	5/25+	Coral Gables, Fla.	W	14-6

**Coral Gables:** Miami leads, 1-0

## BUFFALO

### MIAMI LEADS, 25-2

YEAR	DATE	SITE	W/L	SCORE
1974	3/20	Coral Gables, Fla.	W	5-2
1974	3/22	Coral Gables, Fla.	W	16-1
1975	3/10	Coral Gables, Fla.	W	10-1
1975	3/13	Coral Gables, Fla.	W	8-6
1975	3/16	Coral Gables, Fla.	W	8-5
1975	3/20	Coral Gables, Fla.	W	3-2
1977	3/30	Coral Gables, Fla.	W	10-3
1977	4/1	Coral Gables, Fla.	W	11-0
1977	4/4	Coral Gables, Fla.	W	7-5
1977	4/5	Coral Gables, Fla.	W	12-0
1977	4/11	Coral Gables, Fla.	W	13-4
1977	4/12	Coral Gables, Fla.	W	3-0
1978	3/27	Coral Gables, Fla.	W	3-1
1978	3/29	Coral Gables, Fla.	W	3-2 (10)
1978	3/30	Coral Gables, Fla.	W	8-1
1978	3/31	Coral Gables, Fla.	W	4-2
1978	4/1	Coral Gables, Fla.	W	4-6
1978	4/2	Coral Gables, Fla.	W	3-1
1979	4/5	Coral Gables, Fla.	W	5-3
1979	4/8	Coral Gables, Fla.	W	8-3
1979	4/9	Coral Gables, Fla.	W	10-7
1979	4/10	Coral Gables, Fla.	W	3-0
1979	4/14	Coral Gables, Fla.	W	5-3
1979	4/15	Coral Gables, Fla.	W	10-0
1980	3/6	Coral Gables, Fla.	L	1-2
1980	3/9	Coral Gables, Fla.	W	15-8
1980	3/10	Coral Gables, Fla.	W	14-7

**Coral Gables:** Miami leads, 25-2

## C.W. POST

### MIAMI LEADS, 4-0

YEAR	DATE	SITE	W/L	SCORE
1997	3/21	Coral Gables, Fla.	W	7-2
2000	3/3	Coral Gables, Fla.	W	19-2
2000	3/4	Coral Gables, Fla.	W	21-6
2000	3/5	Coral Gables, Fla.	W	33-0

**Coral Gables:** Miami leads, 4-0

# ALL-TIME SERIES RESULTS

## CAL STATE FULLERTON

### CAL STATE FULLERTON LEADS, II-6

YEAR	DATE	SITE	W/L	SCORE
1982	5/31#	Omaha, Neb.	W	4-3
1983	5/20	Fullerton, Calif.	L	3-6
1983	5/21	Fullerton, Calif.	W	3-0
1983	5/22	Fullerton, Calif.	L	3-4
1984	6/6#	Omaha, Neb.	L	5-13
1985	4/6	Oklahoma City, Okla.	W	6-3
1988	6/4#	Omaha, Neb.	L	3-6
1992	6/2#	Omaha, Neb.	L	5-7
1992	6/5#	Omaha, Neb.	L	1-8
1996	5/16	Coral Gables, Fla.	W	5-4
1996	5/17	Coral Gables, Fla.	W	8-4
1996	5/18	Coral Gables, Fla.	L	6-7
2001	3/30	Coral Gables, Fla.	L	2-8
2001	3/31	Coral Gables, Fla.	L	5-8
2001	4/1	Coral Gables, Fla.	L	2-9
2002	3/2	Fullerton, Calif.	W	5-3
2004	6/21#	Omaha, Neb.	L	3-6

**Coral Gables:** Cal State Fullerton leads, 4-2

**Fullerton:** Tied, 2-2

**Neutral Site:** Cal State Fullerton leads, 5-2

## CANISIUS

### MIAMI LEADS, I-0

YEAR	DATE	SITE	W/L	SCORE
2022	6/4+	Coral Gables, Fla.	W	11-6

**Coral Gables:** Miami leads, 1-0

## CENTRAL MICHIGAN

### TIED, I-1

YEAR	DATE	SITE	W/L	SCORE
2019	5/31+	Starkville, Miss.	L	5-6
2019	6/2+	Starkville, Miss.	W	18-3

**Neutral Site:** Tied, 1-1

## CAL STATE NORTHRIDGE

### CAL STATE NORTHRIDGE LEADS, I-0

YEAR	DATE	SITE	W/L	SCORE
1991	5/24+	Fresno, Calif.	L	6-13

**Neutral Site:** Cal State Northridge leads, 1-0

## CALIFORNIA

### MIAMI LEADS, 7-1

YEAR	DATE	SITE	W/L	SCORE
1980	6/4#	Omaha, Neb.	L	3-4
1982	2/5	Coral Gables, Fla.	W	10-2
1982	2/6	Coral Gables, Fla.	W	8-1
1982	2/7	Coral Gables, Fla.	W	10-4
1991	2/1	Coral Gables, Fla.	W	9-8
1991	2/2	Coral Gables, Fla.	W	6-4
1991	2/3	Coral Gables, Fla.	W	13-6
1992	5/29#	Omaha, Neb.	W	4-3 (13)

**Coral Gables:** Miami leads, 6-0

**Neutral Site:** Tied, 1-1

## CAMPBELL

### MIAMI LEADS, 3-1

YEAR	DATE	SITE	W/L	SCORE
2003	2/6	Coral Gables, Fla.	W	13-2
2003	2/7	Coral Gables, Fla.	W	10-3
2003	2/8	Coral Gables, Fla.	L	9-12
2004	3/10	Coral Gables, Fla..	W	10-8

**Coral Gables:** Miami leads, 3-1

# ALL-TIME SERIES RESULTS

## CLEMSON

### MIAMI LEADS, 45-32-1

YEAR	DATE	SITE	W/L	SCORE
1977	5/22+	Coral Gables, Fla.	W	10-3
1977	5/22+	Coral Gables, Fla.	L	9-10
1977	5/23+	Coral Gables, Fla.	L	2-7
1978	5/19+	Coral Gables, Fla.	L	5-8
1978	5/21+	Coral Gables, Fla.	W	7-5
1979	5/19+	Coral Gables, Fla.	W	2-1
1979	5/20+	Coral Gables, Fla.	W	4-1
1980	5/31#	Omaha, Neb.	W	13-5
1986	5/9	Greenville, S.C.	W	6-5
1986	5/10	Greenville, S.C.	L	4-7
1986	5/11	Greenville, S.C.	L	5-9
1987	3/20	Coral Gables, Fla.	L	2-8
1987	3/21	Coral Gables, Fla.	L	9-11
1987	3/22	Coral Gables, Fla.	T	10-10
1989	4/28	Clemson, S.C.	W	11-5
1989	4/29	Clemson, S.C.	W	10-2
1989	4/30	Clemson, S.C.	L	4-5
1989	5/20	Chapel Hill, N.C.	W	2-0
1990	3/22	Coral Gables, Fla.	W	9-2
1990	3/23	Coral Gables, Fla.	W	11-5
1990	3/24	Coral Gables, Fla.	W	2-1
1994	4/29	Clemson, S.C.	L	5-7
1994	4/30	Clemson, S.C.	W	6-3
1994	5/1	Clemson, S.C.	L	8-9 (12)
1995	5/12	Coral Gables, Fla.	W	7-6
1995	5/13	Coral Gables, Fla.	L	5-7
1995	5/14	Coral Gables, Fla.	W	8-4
1996	5/31#	Omaha, Neb.	W	7-3
1996	6/5#	Omaha, Neb.	W	14-5
1999	4/2	Charlotte, N.C.	W	5-3
1999	4/3	Charlotte, N.C.	L	5-7
1999	4/4	Charlotte, N.C.	W	14-11
2000	1/29	Orlando, Fla.	L	0-4
2001	6/1\$	Coral Gables, Fla.	W	10-8
2001	6/2\$	Coral Gables, Fla.	W	14-6
2005	5/19	Clemson, S.C.	L	5-15
2005	5/20	Clemson, S.C.	L	2-9
2005	5/21	Clemson, S.C.	L	2-6
2005	5/26%	Jacksonville, Fla.	L	1-9
2006	3/31	Coral Gables, Fla.	L	6-8
2006	4/1	Coral Gables, Fla.	L	2-6
2006	4/2	Coral Gables, Fla.	L	1-14
2007	3/30	Clemson, S.C.	W	10-3
2007	3/31	Clemson, S.C.	L	1-4
2007	4/1	Clemson, S.C.	W	7-6
2007	5/23%	Jacksonville, Fla.	L	4-5
2008	4/4	Coral Gables, Fla.	W	6-4
2008	4/5	Coral Gables, Fla.	W	15-5
2008	4/6	Coral Gables, Fla.	W	7-6
2008	5/21%	Jacksonville, Fla.	W	7-1
2009	4/11	Clemson, S.C.	W	12-8
2009	4/11	Clemson, S.C.	L	1-9
2009	4/12	Clemson, S.C.	L	6-9
2012	3/30	Clemson, S.C.	L	1-3
2012	3/31	Clemson, S.C.	L	1-3
2012	4/1	Clemson, S.C.	W	4-2
2013	4/19	Coral Gables, Fla.	L	0-1
2013	4/20	Coral Gables, Fla.	W	2-1
2013	4/21	Coral Gables, Fla.	W	7-0
2013	5/25%	Durham, N.C.	W	7-0
2014	4/25	Clemson, S.C.	W	5-2
2014	4/26	Clemson, S.C.	W	3-2 (12)
2014	4/27	Clemson, S.C.	W	10-2
2014	5/22%	Greensboro, N.C.	L	2-3
2016	3/25	Coral Gables, Fla.	W	9-8
2016	3/26	Coral Gables, Fla.	W	5-4 (11)
2016	3/27	Coral Gables, Fla.	W	10-5
2018	4/13	Clemson, S.C.	W	12-11 (12)
2018	4/14	Clemson, S.C.	W	6-1
2018	4/14	Clemson, S.C.	L	3-8
2018	5/24%	Durham, N.C.	L	1-7
2021	4/16	Coral Gables, Fla.	W	12-3
2021	4/17	Coral Gables, Fla.	W	10-2
2021	4/18	Coral Gables, Fla.	W	3-2
2022	3/18	Clemson, S.C.	W	11-4
2022	3/19	Clemson, S.C.	W	4-1
2022	3/20	Clemson, S.C.	L	5-20
2023	5/28%	Durham, N.C.	L	5-11

**Coral Gables:** Miami leads, 22-10-1

**Clemson/Greenville:** Tied, 15-15

**Neutral Site:** Miami leads, 8-7

## COASTAL CAROLINA

### MIAMI LEADS, 11-0

YEAR	DATE	SITE	W/L	SCORE
1994	5/20	Coral Gables, Fla.	W	4-1
1994	5/21	Coral Gables, Fla.	W	7-4
1996	2/9	Coral Gables, Fla.	W	8-3
1996	4/25	Coral Gables, Fla.	W	7-2
1996	2/11	Coral Gables, Fla.	W	16-11
1997	4/25	Coral Gables, Fla.	W	10-2
1997	4/27	Coral Gables, Fla.	W	10-2
1997	4/27	Coral Gables, Fla.	W	7-3
2004	4/30	Coral Gables, Fla.	W	6-1
2004	5/1	Coral Gables, Fla.	W	5-1
2004	5/2	Coral Gables, Fla.	W	13-11

**Coral Gables:** Miami leads, 11-0

## COLGATE

### MIAMI LEADS, 4-1

YEAR	DATE	SITE	W/L	SCORE
1969	4/1	Coral Gables, Fla.	W	5-1
1969	4/2	Coral Gables, Fla.	L	5-7
1969	4/3	Coral Gables, Fla.	W	4-3 (10)
1970	3/31	Coral Gables, Fla.	W	11-8
1970	4/2	Coral Gables, Fla.	W	9-1

**Coral Gables:** Miami leads, 4-1

## COLORADO STATE

### MIAMI LEADS, 1-0

YEAR	DATE	SITE	W/L	SCORE
1984	2/23	Coral Gables, Fla.	W	14-4

**Coral Gables:** Miami leads, 1-0

## COLUMBIA

### MIAMI LEADS, 4-2

YEAR	DATE	SITE	W/L	SCORE
2013	3/19	Coral Gables, Fla.	W	9-6
2013	3/20	Coral Gables, Fla.	W	6-4
2015	5/30+	Coral Gables, Fla.	W	8-3
2015	5/31+	Coral Gables, Fla.	L	0-3
2015	6/1+	Coral Gables, Fla.	W	21-3
2019	3/20	Coral Gables, Fla.	L	2-4

**Coral Gables:** Miami leads, 4-2

## CONNECTICUT

### MIAMI LEADS, 2-0

YEAR	DATE	SITE	W/L	SCORE
1970	3/27	Coral Gables, Fla.	W	2-1
1970	3/28	Coral Gables, Fla.	W	4-0

**Coral Gables:** Miami leads, 2-0

# ALL-TIME SERIES RESULTS

## CORNELL

### MIAMI LEADS, 5-2

YEAR	DATE	SITE	W/L	SCORE
1971	3/30	Coral Gables, Fla.	W	9-3
1971	4/2	Coral Gables, Fla.	W	6-3
1973	3/20	Coral Gables, Fla.	L	3-4
1973	3/20	Coral Gables, Fla.	L	3-6
1984	3/25	Coral Gables, Fla.	W	8-6
2001	3/21	Coral Gables, Fla.	W	2-1(10)
2008	3/18	Coral Gables, Fla.	W	20-9

**Coral Gables:** Miami leads, 5-2

## CREIGHTON

### MIAMI LEADS, 8-1

YEAR	DATE	SITE	W/L	SCORE
1985	3/12	Coral Gables, Fla.	W	6-5
1985	3/13	Coral Gables, Fla.	W	14-7
1986	3/16	Coral Gables, Fla.	W	2-1
1987	3/15	Coral Gables, Fla.	L	2-5
1987	3/16	Coral Gables, Fla.	W	10-9
1988	3/13	Coral Gables, Fla.	W	11-2
1988	3/14	Coral Gables, Fla.	W	9-4
1989	3/12	Coral Gables, Fla.	W	2-1(10)
1989	3/13	Coral Gables, Fla.	W	6-5

**Coral Gables:** Miami leads, 8-1

## DARTMOUTH

### MIAMI LEADS, 7-3

YEAR	DATE	SITE	W/L	SCORE
2000	3/24	Coral Gables, Fla.	L	5-6
2000	3/25	Coral Gables, Fla.	W	10-8
2000	3/26	Coral Gables, Fla.	W	6-1
2010	6/4+	Coral Gables, Fla.	W	12-8
2017	3/3	Coral Gables, Fla.	L	0-1
2017	3/4	Coral Gables, Fla.	W	3-2
2017	3/5	Coral Gables, Fla.	L	0-5
2023	2/24	Coral Gables, Fla.	W	9-7
2023	2/25	Coral Gables, Fla.	W	6-0
2023	2/26	Coral Gables, Fla.	W	20-2

**Coral Gables:** Miami leads, 7-3

## DAVIDSON

### TIED, 1-1

YEAR	DATE	SITE	W/L	SCORE
1990	3/13	Coral Gables, Fla.	W	4-0
1990	3/15	Coral Gables, Fla.	L	2-3

**Coral Gables:** Tied, 1-1

## DELAWARE

### MIAMI LEADS, 4-0

YEAR	DATE	SITE	W/L	SCORE
1971	3/17	Coral Gables, Fla.	W	5-1
1971	3/18	Coral Gables, Fla.	W	6-5
1980	3/25	Coral Gables, Fla.	W	11-2
1980	5/27+	Coral Gables, Fla.	W	10-1

**Coral Gables:** Miami leads, 4-0

## DREXEL

### MIAMI LEADS, 1-0

YEAR	DATE	SITE	W/L	SCORE
1998	3/25	Homestead, Fla.	W	8-6

**Neutral Site:** Miami leads, 1-0



# ALL-TIME SERIES RESULTS

## DUKE

### MIAMI LEADS, 49-14

YEAR	DATE	SITE	W/L	SCORE
1966	3/28	Coral Gables, Fla.	L	1-3 (10)
1966	3/29	Coral Gables, Fla.	L	4-5
1967	3/29	Coral Gables, Fla.	W	3-0
1967	4/1	Coral Gables, Fla.	W	8-4
1997	4/18	Coral Gables, Fla.	W	6-2
1997	4/19	Coral Gables, Fla.	W	9-5
1997	4/20	Coral Gables, Fla.	W	17-1
2005	3/11	Coral Gables, Fla.	W	14-3
2005	3/12	Coral Gables, Fla.	W	12-1
2005	3/13	Coral Gables, Fla.	W	6-1
2006	3/17	Durham, N.C.	W	3-0
2006	3/18	Durham, N.C.	W	4-3
2006	3/19	Durham, N.C.	W	7-1
2007	5/17	Coral Gables, Fla.	W	9-4
2007	5/18	Coral Gables, Fla.	W	5-1
2007	5/19	Coral Gables, Fla.	W	14-5
2008	3/28	Durham, N.C.	W	7-5 (10)
2008	3/29	Durham, N.C.	W	8-1
2009	3/13	Coral Gables, Fla.	W	5-4
2009	3/14	Coral Gables, Fla.	L	0-2
2009	3/15	Coral Gables, Fla.	W	7-6
2010	3/19	Durham, N.C.	W	3-1
2010	3/20	Durham, N.C.	W	11-3
2010	3/21	Durham, N.C.	W	7-6
2011	5/19	Coral Gables, Fla.	W	4-1
2011	5/20	Coral Gables, Fla.	L	0-2
2011	5/21	Coral Gables, Fla.	W	5-2
2012	5/16	Durham, N.C.	L	1-5
2012	5/17	Durham, N.C.	W	2-1
2012	5/18	Durham, N.C.	W	7-1
2013	3/9	Coral Gables, Fla.	L	2-4
2013	3/10	Coral Gables, Fla.	L	2-9
2013	3/11	Coral Gables, Fla.	W	5-3
2014	5/9	Durham, N.C.	W	6-1
2014	5/10	Durham, N.C.	W	9-1
2014	5/11	Durham, N.C.	W	4-3
2014	5/24%	Greensboro, N.C.	W	6-5 (12)
2015	4/3	Coral Gables, Fla.	W	4-3
2015	4/4	Coral Gables, Fla.	W	3-2
2015	4/5	Coral Gables, Fla.	W	10-0
2016	4/15	Durham, N.C.	W	14-2
2016	4/16	Durham, N.C.	L	5-12
2016	4/17	Durham, N.C.	W	9-0
2017	4/8	Coral Gables, Fla.	W	9-7
2017	4/9	Coral Gables, Fla.	W	7-0
2017	4/10	Coral Gables, Fla.	L	2-5 (10)
2018	3/16	Durham, N.C.	L	3-4
2018	3/17	Durham, N.C.	L	1-4
2018	3/18	Durham, N.C.	W	8-2
2018	3/18	Durham, N.C.	W	4-3
2019	5/16	Coral Gables, Fla.	L	3-12
2019	5/17	Coral Gables, Fla.	W	5-1
2019	5/18	Coral Gables, Fla.	W	3-1
2021	4/2	Coral Gables, Fla.	W	11-5
2021	4/3	Coral Gables, Fla.	W	7-1
2021	4/4	Coral Gables, Fla.	L	2-3
2021	5/27%	Charlotte, N.C.	L	4-1
2022	4/1	Durham, N.C.	W	4-3
2022	4/2	Durham, N.C.	W	11-3
2022	4/3	Durham, N.C.	L	3-5
2023	5/18	Coral Gables, Fla.	W	10-8 (11)
2023	5/19	Coral Gables, Fla.	W	7-1
2023	5/20	Coral Gables, Fla.	W	10-1
2023	5/26%	Durham, N.C.	W	7-6

**Coral Gables:** Miami leads, 28-9

**Durham:** Miami leads, 20-4

**Neutral Site:** Tied, 1-1

## EAST CAROLINA

### MIAMI LEADS, 3-2

YEAR	DATE	SITE	W/L	SCORE
1984	5/26+	Tallahassee, Fla.	W	6-4
1999	3/6	Coral Gables, Fla.	L	5-6
2001	3/16	Coral Gables, Fla.	W	14-13
2001	3/17	Coral Gables, Fla.	L	2-7
2001	3/18	Coral Gables, Fla.	W	8-4 (10)

**Coral Gables:** Tied, 2-2

**Neutral Site:** Miami leads, 1-0

## EASTERN ILLINOIS

### MIAMI LEADS, 1-0

YEAR	DATE	SITE	W/L	SCORE
1991	3/26	Coral Gables, Fla.	W	5-1

**Coral Gables:** Miami leads, 1-0

## EASTERN KENTUCKY

### MIAMI LEADS, 2-1

YEAR	DATE	SITE	W/L	SCORE
1991	4/19	Coral Gables, Fla.	W	6-2
1991	4/20	Coral Gables, Fla.	W	4-0
1991	4/21	Coral Gables, Fla.	L	2-3

**Coral Gables:** Miami leads, 2-1

## EASTERN MICHIGAN

### MIAMI LEADS, 2-0

YEAR	DATE	SITE	W/L	SCORE
2000	2/26	Homestead, Fla.	W	10-1
2000	2/27	Homestead, Fla.	W	9-1

**Neutral Site:** Miami leads, 2-0

## ECKERD

### MIAMI LEADS, 8-4

YEAR	DATE	SITE	W/L	SCORE
1975	4/25	Coral Gables, Fla.	W	3-1
1975	4/26	Coral Gables, Fla.	W	3-1
1976	4/9	Coral Gables, Fla.	W	2-0
1976	4/10	Coral Gables, Fla.	L	4-5
1977	4/29	Coral Gables, Fla.	W	13-4
1977	4/30	Coral Gables, Fla.	L	3-4
1981	4/13	Coral Gables, Fla.	W	7-2
1981	4/14	Coral Gables, Fla.	L	9-10
1982	4/1	Coral Gables, Fla.	L	9-11 (11)
1988	2/16	Coral Gables, Fla.	W	4-0
1989	5/2	Coral Gables, Fla.	W	7-6
1990	2/28	Coral Gables, Fla.	W	15-7

**Coral Gables:** Miami leads, 8-4

# ALL-TIME SERIES RESULTS

## ELON

### MIAMI LEADS, 11-4

YEAR	DATE	SITE	W/L	SCORE
1999	4/30	Coral Gables, Fla.	L	6-13
1999	5/1	Coral Gables, Fla.	W	11-0
1999	5/2	Coral Gables, Fla.	W	24-5
2001	2/16	Coral Gables, Fla.	W	4-2
2001	2/18	Coral Gables, Fla.	W	7-4
2001	2/16	Coral Gables, Fla.	W	10-9 (12)
2002	3/29	Coral Gables, Fla.	L	2-3
2002	3/30	Coral Gables, Fla.	L	8-11
2002	3/31	Coral Gables, Fla.	W	5-4
2004	3/5	Coral Gables, Fla.	W	6-3
2004	3/6	Coral Gables, Fla.	W	24-0
2004	3/7	Coral Gables, Fla.	W	6-5
2007	2/23	Coral Gables, Fla.	L	7-10
2007	2/24	Coral Gables, Fla.	W	17-4
2007	2/25	Coral Gables, Fla.	W	6-3

**Coral Gables:** Miami leads, 11-4

## FLORIDA

### MIAMI LEADS, 134-132-1

YEAR	DATE	SITE	W/L	SCORE
1940	4/9	Gainesville, Fla.	L	13-18
1947	4/4	Coral Gables, Fla.	W	1-0
1947	4/5	Coral Gables, Fla.	W	1-0 (10)
1948	5/7	Gainesville, Fla.	L	8-16
1948	5/8	Gainesville, Fla.	L	7-8
1949	4/8	Coral Gables, Fla.	L	4-17
1949	4/9	Coral Gables, Fla.	W	9-8
1949	5/13	Gainesville, Fla.	L	5-9
1949	5/14	Gainesville, Fla.	W	7-4
1950	4/7	Coral Gables, Fla.	L	2-3 (13)
1950	4/8	Coral Gables, Fla.	W	5-3
1950	5/1	Gainesville, Fla.	L	4-6
1950	5/2	Gainesville, Fla.	W	12-9
1951	4/30	Gainesville, Fla.	W	4-3 (10)
1951	5/1	Gainesville, Fla.	L	9-17
1952	4/11	Coral Gables, Fla.	L	1-4
1952	4/12	Coral Gables, Fla.	L	5-8
1952	5/5	Gainesville, Fla.	L	3-10
1952	5/6	Gainesville, Fla.	T	13-13
1954	3/12	Coral Gables, Fla.	L	7-9
1954	3/13	Coral Gables, Fla.	L	8-9
1955	3/28	Gainesville, Fla.	L	0-4
1955	3/29	Gainesville, Fla.	W	4-3
1956	4/2	Coral Gables, Fla.	L	3-6
1956	4/3	Coral Gables, Fla.	L	0-4
1957	3/16	Gainesville, Fla.	L	1-10
1957	3/16	Gainesville, Fla.	L	5-9
1958	3/28	Coral Gables, Fla.	W	3-1
1958	3/29	Coral Gables, Fla.	W	9-8 (11)
1960	4/1	Coral Gables, Fla.	L	3-9
1960	4/2	Coral Gables, Fla.	W	3-2
1961	4/24	Gainesville, Fla.	L	4-10
1961	4/25	Gainesville, Fla.	W	19-9
1962	3/9	Coral Gables, Fla.	W	14-10
1962	3/10	Coral Gables, Fla.	L	7-12
1963	5/13	Gainesville, Fla.	W	4-0
1963	5/14	Gainesville, Fla.	L	0-11
1964	3/13	Miami, Fla.	W	3-1
1964	3/14	Coral Gables, Fla.	W	2-1
1964	3/14	Coral Gables, Fla.	L	7-13
1965	3/26	Coral Gables, Fla.	L	0-2
1965	4/23	Gainesville, Fla.	W	2-1
1965	4/24	Gainesville, Fla.	L	3-7
1965	4/24	Gainesville, Fla.	W	3-0
1966	3/4	Coral Gables, Fla.	W	10-5
1966	3/5	Coral Gables, Fla.	L	3-4
1966	3/5	Coral Gables, Fla.	L	5-6
1966	4/22	Gainesville, Fla.	W	7-5 (11)
1966	4/23	Gainesville, Fla.	L	1-3
1967	4/8	Gainesville, Fla.	L	1-8
1967	4/8	Gainesville, Fla.	W	5-4
1967	5/12	Coral Gables, Fla.	W	8-1
1967	5/13	Coral Gables, Fla.	L	10-11
1968	3/1	Coral Gables, Fla.	W	2-1
1968	3/2	Coral Gables, Fla.	W	1-0
1968	4/12	Gainesville, Fla.	W	5-4
1968	4/13	Gainesville, Fla.	W	9-5
1969	2/28	Coral Gables, Fla.	W	8-7 (12)
1969	3/1	Coral Gables, Fla.	W	5-3
1969	4/25	Gainesville, Fla.	W	4-3
1969	4/26	Gainesville, Fla.	L	3-7
1970	3/6	Coral Gables, Fla.	W	5-0
1970	3/7	Coral Gables, Fla.	W	5-4
1970	4/27	Gainesville, Fla.	L	6-7 (13)
1970	4/28	Gainesville, Fla.	L	3-9
1971	3/5	Coral Gables, Fla.	W	2-0
1971	3/6	Coral Gables, Fla.	W	7-5

# ALL-TIME SERIES RESULTS

YEAR	DATE	SITE	W/L	SCORE	YEAR	DATE	SITE	W/L	SCORE
1971	4/26	Gainesville, Fla.	W	13-5	1989	4/1	Gainesville, Fla.	L	1-7
1971	4/27	Gainesville, Fla.	W	1-0 (12)	1989	4/2	Gainesville, Fla.	L	2-3
1972	3/3	Coral Gables, Fla.	W	18-6	1989	5/27+	Gainesville, Fla.	W	9-1
1972	3/4	Coral Gables, Fla.	L	3-6	1990	2/24	Coral Gables, Fla.	L	4-5
1972	4/17	Gainesville, Fla.	W	10-6	1990	2/24	Coral Gables, Fla.	W	12-10
1972	4/18	Gainesville, Fla.	L	3-6	1990	3/3	Gainesville, Fla.	W	6-3
1973	3/2	Coral Gables, Fla.	W	7-0	1990	3/4	Gainesville, Fla.	W	8-2
1973	3/3	Coral Gables, Fla.	W	11-1	1991	2/23	Gainesville, Fla.	W	5-3
1973	4/9	Gainesville, Fla.	L	6-7	1991	2/24	Gainesville, Fla.	W	8-7
1973	4/10	Gainesville, Fla.	L	4-5	1991	2/26	Coral Gables, Fla.	W	4-2
1974	3/1	Coral Gables, Fla.	W	4-3 (10)	1991	2/27	Coral Gables, Fla.	W	9-7 (10)
1974	3/2	Coral Gables, Fla.	L	6-9 (12)	1992	2/22	Gainesville, Fla.	L	3-7
1974	4/8	Gainesville, Fla.	W	4-0	1992	2/23	Gainesville, Fla.	L	5-8
1974	4/9	Gainesville, Fla.	W	6-5	1992	3/6	Coral Gables, Fla.	W	7-1
1975	3/7	Gainesville, Fla.	L	2-8	1992	3/7	Coral Gables, Fla.	W	6-5
1975	3/8	Gainesville, Fla.	L	1-2	1993	2/27	Gainesville, Fla.	L	2-3
1975	5/3	Coral Gables, Fla.	W	6-1	1993	2/28	Gainesville, Fla.	L	7-9
1975	5/4	Coral Gables, Fla.	W	6-5	1993	3/12	Coral Gables, Fla.	W	7-1
1976	3/1	Gainesville, Fla.	L	2-12	1993	3/14	Coral Gables, Fla.	L	3-4 (10)
1976	3/2	Gainesville, Fla.	L	6-9	1994	2/19	Gainesville, Fla.	L	0-5
1977	2/25	Coral Gables, Fla.	L	6-9	1994	2/20	Gainesville, Fla.	W	4-3 (10)
1977	2/26	Coral Gables, Fla.	W	5-4	1994	3/11	Coral Gables, Fla.	W	4-3
1978	2/25	Gainesville, Fla.	L	4-5	1994	3/12	Coral Gables, Fla.	W	4-2
1978	2/26	Gainesville, Fla.	L	3-4	1994	5/30+	Coral Gables, Fla.	W	10-6
1979	3/3	Coral Gables, Fla.	W	8-2	1995	2/4	Gainesville, Fla.	L	3-5
1979	3/4	Coral Gables, Fla.	W	5-2	1995	2/5	Gainesville, Fla.	W	10-2
1980	2/16	Gainesville, Fla.	W	7-0	1995	2/17	Coral Gables, Fla.	W	5-4
1980	2/17	Gainesville, Fla.	W	5-0	1995	2/18	Coral Gables, Fla.	L	2-4
1981	2/20	Coral Gables, Fla.	W	8-5	1996	2/2	Coral Gables, Fla.	L	4-7
1981	2/21	Coral Gables, Fla.	W	2-0	1996	2/3	Coral Gables, Fla.	W	5-1
1981	5/6	Gainesville, Fla.	L	7-8	1996	2/24	Gainesville, Fla.	L	7-8
1981	5/7	Gainesville, Fla.	W	11-4	1996	2/25	Gainesville, Fla.	L	1-5
1981	5/24+	Coral Gables, Fla.	W	8-6	1997	2/15	Gainesville, Fla.	L	1-2
1982	2/13	Coral Gables, Fla.	W	7-3	1997	2/16	Gainesville, Fla.	L	5-12
1982	2/14	Coral Gables, Fla.	W	6-2	1997	2/21	Coral Gables, Fla.	W	8-7
1982	4/18	Gainesville, Fla.	L	2-6	1997	2/22	Coral Gables, Fla.	W	4-1
1982	4/19	Gainesville, Fla.	W	8-7 (11)	1997	5/24+	Coral Gables, Fla.	W	6-5
1983	3/8	Gainesville, Fla.	L	3-5	1998	2/7	Coral Gables, Fla.	W	11-8
1983	3/9	Gainesville, Fla.	W	3-2	1998	2/8	Coral Gables, Fla.	W	17-11
1983	2/20	Coral Gables, Fla.	W	5-1	1998	2/14	Gainesville, Fla.	L	5-19
1983	2/20	Coral Gables, Fla.	L	1-4	1998	2/15	Gainesville, Fla.	L	10-14
1984	2/3	Coral Gables, Fla.	L	7-9	1999	2/6	Gainesville, Fla.	L	4-7
1984	2/17	Coral Gables, Fla.	W	9-1	1999	2/7	Gainesville, Fla.	L	12-14
1984	2/18	Coral Gables, Fla.	L	3-10	1999	2/13	Coral Gables, Fla.	W	7-4
1984	3/28	Gainesville, Fla.	L	6-7 (8)	1999	2/14	Coral Gables, Fla.	W	10-3
1984	3/28	Gainesville, Fla.	W	8-6	2000	2/4	Coral Gables, Fla.	W	16-8
1984	5/24+	Tallahassee, Fla.	W	6-5	2000	2/5	Coral Gables, Fla.	W	17-1
1985	2/15	Coral Gables, Fla.	W	5-2	2000	2/12	Gainesville, Fla.	L	3-4
1985	2/16	Coral Gables, Fla.	L	2-4	2000	2/13	Gainesville, Fla.	L	11-20
1985	2/17	Coral Gables, Fla.	W	5-2	2001	2/3	Gainesville, Fla.	W	14-5
1985	4/19	Gainesville, Fla.	W	11-0	2001	2/9	Coral Gables, Fla.	W	10-4
1985	4/20	Gainesville, Fla.	W	6-4	2001	2/10	Coral Gables, Fla.	W	8-7
1985	5/27+	Coral Gables, Fla.	L	1-8	2001	5/26+	Coral Gables, Fla.	W	6-2
1985	5/28+	Coral Gables, Fla.	W	12-9	2002	2/8	Coral Gables, Fla.	L	9-12
1986	2/14	Coral Gables, Fla.	W	7-6	2002	2/10	Coral Gables, Fla.	L	2-6
1986	2/15	Coral Gables, Fla.	W	7-6 (10)	2002	6/1+	Gainesville, Fla.	W	7-2
1986	3/11	Gainesville, Fla.	W	6-5	2002	6/2+	Gainesville, Fla.	L	10-11
1986	3/12	Gainesville, Fla.	W	9-7	2002	6/2+	Gainesville, Fla.	W	8-7
1987	2/27	Coral Gables, Fla.	W	4-2	2003	2/14	Gainesville, Fla.	W	9-2
1987	2/28	Coral Gables, Fla.	W	12-4	2003	2/15	Gainesville, Fla.	L	3-5
1987	4/21	Gainesville, Fla.	L	2-3	2003	6/1+	Coral Gables, Fla.	L	5-15
1987	4/22	Gainesville, Fla.	L	5-6	2003	6/1+	Coral Gables, Fla.	W	13-10
1988	2/21	Gainesville, Fla.	L	2-3 (7)	2004	2/13	Coral Gables, Fla.	L	0-3
1988	2/21	Gainesville, Fla.	W	9-7	2004	2/14	Coral Gables, Fla.	W	4-1
1988	4/1	Coral Gables, Fla.	W	11-3	2004	2/15	Coral Gables, Fla.	W	19-5
1988	4/2	Coral Gables, Fla.	W	5-3	2004	6/12S	Coral Gables, Fla.	W	8-7
1989	3/21	Coral Gables, Fla.	L	10-13	2004	6/13S	Coral Gables, Fla.	W	3-1
1989	3/22	Coral Gables, Fla.	W	4-0					

# ALL-TIME SERIES RESULTS

YEAR	DATE	SITE	W/L	SCORE
2005	2/18	Gainesville, Fla.	W	9-7
2005	2/19	Gainesville, Fla.	L	1-2
2005	2/20	Gainesville, Fla.	L	11-14
2006	2/17	Coral Gables, Fla.	L	1-2
2006	2/18	Coral Gables, Fla.	L	1-4
2006	2/19	Coral Gables, Fla.	L	10-11
2007	2/16	Gainesville, Fla.	L	2-7
2007	2/17	Gainesville, Fla.	L	5-7
2007	2/18	Gainesville, Fla.	W	10-7
2008	2/29	Coral Gables, Fla.	W	8-4
2008	3/1	Coral Gables, Fla.	W	8-5
2008	3/2	Coral Gables, Fla.	L	2-6
2009	2/27	Gainesville, Fla.	W	8-5
2009	2/28	Gainesville, Fla.	W	2-1
2009	3/1	Gainesville, Fla.	W	16-2
2009	5/30+	Gainesville, Fla.	L	2-8
2009	5/31+	Gainesville, Fla.	L	5-16
2010	3/5	Coral Gables, Fla.	L	1-7
2010	3/6	Coral Gables, Fla.	W	9-6
2010	3/7	Coral Gables, Fla.	L	2-4
2010	6/11\$	Gainesville, Fla.	L	2-7
2010	6/12\$	Gainesville, Fla.	L	3-4 (10)
2011	3/4	Gainesville, Fla.	L	3-8
2011	3/5	Gainesville, Fla.	L	0-1
2011	3/6	Gainesville, Fla.	L	3-5
2011	6/4+	Gainesville, Fla.	L	4-5
2011	6/5+	Gainesville, Fla.	L	4-11
2012	3/2	Coral Gables, Fla.	L	5-7
2012	3/3	Coral Gables, Fla.	L	5-13
2012	3/4	Coral Gables, Fla.	L	5-8
2013	3/1	Gainesville, Fla.	W	3-2
2013	3/2	Gainesville, Fla.	L	4-6
2013	3/3	Gainesville, Fla.	L	3-6
2014	2/21	Coral Gables, Fla.	W	6-4
2014	2/22	Coral Gables, Fla.	W	5-2
2014	2/23	Coral Gables, Fla.	L	4-6
2015	2/20	Gainesville, Fla.	L	3-4
2015	2/21	Gainesville, Fla.	W	7-2
2015	2/22	Gainesville, Fla.	L	1-2
2015	6/13#	Omaha, Neb.	L	3-15
2015	6/17#	Omaha, Neb.	L	2-10
2016	2/26	Coral Gables, Fla.	L	0-5
2016	2/27	Coral Gables, Fla.	W	5-3
2016	2/28	Coral Gables, Fla.	L	3-7
2017	2/24	Gainesville, Fla.	L	0-1
2017	2/25	Gainesville, Fla.	L	0-2
2017	2/26	Gainesville, Fla.	L	2-6
2018	2/23	Coral Gables, Fla.	L	3-7
2018	2/24	Coral Gables, Fla.	L	2-8
2018	2/25	Coral Gables, Fla.	W	2-0
2019	2/22	Gainesville, Fla.	W	5-2
2019	2/23	Gainesville, Fla.	L	3-9
2019	2/24	Gainesville, Fla.	L	1-4
2020	2/21	Coral Gables, Fla.	L	1-2 (11)
2020	2/22	Coral Gables, Fla.	L	4-7 (10)
2020	2/23	Coral Gables, Fla.	L	3-5
2021	2/19	Gainesville, Fla.	L	5-7
2021	2/20	Gainesville, Fla.	W	10-9 (13)
2021	2/21	Gainesville, Fla.	W	8-6
2022	3/4	Coral Gables, Fla.	W	5-2
2022	3/5	Coral Gables, Fla.	L	1-8
2022	3/6	Coral Gables, Fla.	L	3-11
2023	3/3	Gainesville, Fla.	L	4-10
2023	3/4	Gainesville, Fla.	W	14-6
2023	3/5	Gainesville, Fla.	L	4-14 (8)

## FLORIDA A&M

### MIAMI LEADS, 19-7

YEAR	DATE	SITE	W/L	SCORE
1968	3/9	Coral Gables, Fla.	W	6-5
1968	3/9	Coral Gables, Fla.	W	7-2
1968	4/17	Tallahassee, Fla.	W	3-0
1969	3/29	Coral Gables, Fla.	W	7-1
1970	5/11	Tallahassee, Fla.	W	8-7
1970	5/11	Tallahassee, Fla.	L	2-3
1971	4/8	Tallahassee, Fla.	W	1-0
1972	5/12	Tallahassee, Fla.	W	15-0
1972	5/13	Tallahassee, Fla.	W	7-1
1973	4/21	Tallahassee, Fla.	L	0-4
1973	4/21	Tallahassee, Fla.	L	2-3
1974	4/21	Tallahassee, Fla.	W	4-2
1974	4/21	Tallahassee, Fla.	L	5-8
1978	2/27	Coral Gables, Fla.	W	5-2
1978	2/28	Coral Gables, Fla.	W	13-2
1979	3/1	Coral Gables, Fla.	W	17-0
1979	3/2	Coral Gables, Fla.	W	14-0
1979	4/13	Tallahassee, Fla.	L	0-5
1979	4/13	Tallahassee, Fla.	W	1-0 (11)
1980	3/26	Coral Gables, Fla.	W	11-4
1980	3/27	Coral Gables, Fla.	W	20-1 (7)
1980	5/6	Tallahassee, Fla.	L	3-4 (10)
1980	5/7	Tallahassee, Fla.	W	13-6
1981	4/5	Coral Gables, Fla.	W	21-3
1981	5/5	Tallahassee, Fla.	L	1-2
1981	5/5	Tallahassee, Fla.	W	3-2 (11)
2016	4/29	Coral Gables, Fla.	W	13-3
2016	4/30	Coral Gables, Fla.	W	11-2
2016	5/1	Coral Gables, Fla.	W	12-7

**Coral Gables:** Miami leads, 10-0

**Tallahassee:** Miami leads, 9-7

**Coral Gables:** Miami leads, 82-50

**Gainesville:** Florida leads, 80-51-1

**Neutral Site:** Florida leads, 2-1

# ALL-TIME SERIES RESULTS

## FLORIDA ATLANTIC

### MIAMI LEADS, 70-22

YEAR	DATE	SITE	W/L	SCORE
1982	3/5	Coral Gables, Fla.	W	18-4
1982	5/6	Coral Gables, Fla.	W	4-3
1983	2/9	Coral Gables, Fla.	L	8-9
1983	4/13	Coral Gables, Fla.	W	13-5
1983	4/21	Pompano Beach, Fla.	W	4-2
1983	4/27	Coral Gables, Fla.	W	6-2
1984	2/7	Coral Gables, Fla.	L	10-11
1984	4/17	Coral Gables, Fla.	L	7-8
1984	4/24	Coral Gables, Fla.	W	6-5
1985	4/3	Coral Gables, Fla.	W	6-2
1985	4/24	Coral Gables, Fla.	W	11-3
1986	4/29	Coral Gables, Fla.	W	6-3
1987	4/17	Coral Gables, Fla.	W	19-9
1988	4/13	Coral Gables, Fla.	W	12-3
1989	4/14	Coral Gables, Fla.	W	14-0
1989	4/15	Coral Gables, Fla.	W	14-0
1990	4/28	Coral Gables, Fla.	W	11-3
1991	4/5	Coral Gables, Fla.	W	8-7
1992	4/21	Coral Gables, Fla.	W	14-2
1993	4/2	Coral Gables, Fla.	L	0-2
1993	4/3	Coral Gables, Fla.	W	3-0
1993	5/4	Coral Gables, Fla.	W	3-2 (10)
1994	3/13	Boca Raton, Fla.	W	7-4
1994	4/12	Coral Gables, Fla.	W	7-3
1995	2/1	Coral Gables, Fla.	W	5-2
1995	2/15	Coral Gables, Fla.	W	10-1
1995	3/1	Coral Gables, Fla.	W	16-6
1995	3/22	Boca Raton, Fla.	W	5-3
1996	2/21	Coral Gables, Fla.	W	12-3
1996	5/8	Coral Gables, Fla.	W	10-2
1997	4/23	Coral Gables, Fla.	W	12-6
1997	4/30	Coral Gables, Fla.	W	13-8
1998	4/15	Coral Gables, Fla.	W	4-2
1998	4/22	Coral Gables, Fla.	W	23-3
1999	2/17	Coral Gables, Fla.	W	3-1
1999	5/30+	Coral Gables, Fla.	W	3-2
2000	2/9	Coral Gables, Fla.	L	2-7
2000	5/27+	Coral Gables, Fla.	W	11-5
2001	1/25	Coral Gables, Fla.	W	9-3
2001	1/26	Boca Raton, Fla.	L	10-11
2001	1/27	Coral Gables, Fla.	W	4-2
2002	4/24	Coral Gables, Fla.	W	6-5
2003	4/2	Coral Gables, Fla.	L	3-5
2003	5/31+	Coral Gables, Fla.	W	1-0
2004	5/19	Coral Gables, Fla.	W	13-3
2004	6/6+	Coral Gables, Fla.	W	19-6
2008	4/1	Coral Gables, Fla.	W	16-7
2008	4/9	Coral Gables, Fla.	L	3-6
2008	4/16	Boca Raton, Fla.	W	12-10
2009	3/25	Boca Raton, Fla.	W	13-6
2009	4/7	Coral Gables, Fla.	W	12-8
2009	4/14	Coral Gables, Fla.	W	3-1
2010	3/31	Coral Gables, Fla.	W	12-5
2010	4/6	Coral Gables, Fla.	W	8-5
2010	4/7	Boca Raton, Fla.	W	11-0
2011	2/23	Boca Raton, Fla.	L	4-7
2011	3/15	Coral Gables, Fla.	W	7-3
2011	5/17	Coral Gables, Fla.	L	4-7
2012	2/29	Coral Gables, Fla.	W	10-5
2012	3/21	Boca Raton, Fla.	W	8-5
2012	2/24	Coral Gables, Fla.	W	3-1
2013	2/20	Boca Raton, Fla.	W	5-4 (11)
2013	3/27	Coral Gables, Fla.	L	1-6
2013	4/24	Coral Gables, Fla.	W	6-4
2014	2/19	Coral Gables, Fla.	L	2-5
2014	4/16	Coral Gables, Fla.	W	2-1
2014	4/23	Boca Raton, Fla.	W	10-9
2015	2/18	Boca Raton, Fla.	L	3-5

YEAR	DATE	SITE	W/L	SCORE
2015	4/8	Coral Gables, Fla.	W	4-3 (10)
2015	5/12	Coral Gables, Fla.	W	14-6
2016	4/20	Coral Gables, Fla.	L	3-4
2016	5/5	Coral Gables, Fla.	W	5-2
2017	3/1	Boca Raton, Fla.	W	5-2
2017	3/22	Coral Gables, Fla.	W	7-5
2017	4/19	Coral Gables, Fla.	W	8-2
2018	2/28	Boca Raton, Fla.	L	4-5
2018	3/21	Coral Gables, Fla.	L	9-11
2018	4/4	Coral Gables, Fla.	L	4-7
2019	2/20	Coral Gables, Fla.	W	11-4
2019	3/27	Boca Raton, Fla.	W	16-6
2019	4/3	Coral Gables, Fla.	L	4-6
2020	3/4	Boca Raton, Fla.	L	2-11
2021	3/9	Coral Gables, Fla.	W	11-2
2021	3/23	Boca Raton, Fla.	W	14-9
2021	5/18	Coral Gables, Fla.	L	0-3
2022	2/23	Coral Gables, Fla.	W	9-1
2022	3/23	Boca Raton, Fla.	W	7-1
2022	4/12	Coral Gables, Fla.	W	7-6
2023	2/28	Boca Raton, Fla.	L	5-6
2023	3/22	Coral Gables, Fla.	W	10-5
2023	4/19	Boca Raton, Fla.	L	6-7 (11)
2023	4/25	Coral Gables, Fla.	W	12-9

**Coral Gables:** Miami leads, 57-15

**Boca Raton:** Miami leads, 12-7

**Neutral Site:** Miami leads, 1-0

# ALL-TIME SERIES RESULTS

## FGCU

### MIAMI LEADS, 27-6

YEAR	DATE	SITE	W/L	SCORE
2008	4/8	Coral Gables, Fla.	W	4-2 (11)
2009	4/22	Coral Gables, Fla.	W	13-7
2010	4/14	Fort Myers, Fla.	W	9-0
2010	5/18	Coral Gables, Fla.	W	5-4
2011	3/23	Coral Gables, Fla.	W	5-2
2011	3/29	Coral Gables, Fla.	W	13-2
2011	4/6	Fort Myers, Fla.	W	8-1
2012	2/22	Fort Myers, Fla.	W	3-0
2012	4/11	Coral Gables, Fla.	L	2-4
2014	3/19	Fort Myers, Fla.	W	5-2 (10)
2014	3/26	Coral Gables, Fla.	W	4-0
2014	5/7	Coral Gables, Fla.	W	7-3
2015	3/4	Coral Gables, Fla.	W	7-3
2015	3/10	Fort Myers, Fla.	W	15-4
2015	3/25	Coral Gables, Fla.	L	1-8
2016	3/2	Coral Gables, Fla.	W	6-2
2016	4/5	Fort Myers, Fla.	W	4-0
2016	5/17	Coral Gables, Fla.	W	8-3
2017	3/29	Fort Myers, Fla.	L	0-3
2017	4/12	Coral Gables, Fla.	L	4-5
2017	5/16	Coral Gables, Fla.	W	5-1
2018	3/28	Fort Myers, Fla.	L	0-1
2018	4/18	Coral Gables, Fla.	W	8-1
2018	5/9	Coral Gables, Fla.	W	7-1
2019	4/9	Coral Gables, Fla.	W	13-9
2019	4/10	Fort Myers, Fla.	W	10-1
2019	4/16	Coral Gables, Fla.	W	13-4
2021	3/17	Fort Myers, Fla.	W	15-2
2021	4/14	Coral Gables, Fla.	W	3-2
2021	4/27	Coral Gables, Fla.	W	6-0
2022	3/30	Fort Myers, Fla.	W	11-7
2022	4/5	Coral Gables, Fla.	W	5-2
2022	5/17	Coral Gables, Fla.	L	3-7

**Coral Gables:** Miami leads, 18-4

**Fort Myers:** Miami leads, 9-2

## FIU

### MIAMI LEADS, 103-29

YEAR	DATE	SITE	W/L	SCORE
1973	3/14	Coral Gables, Fla.	L	1-3
1973	4/4	Coral Gables, Fla.	W	14-2
1973	4/11	Coral Gables, Fla.	W	10-1
1973	4/23	Coral Gables, Fla.	W	5-3
1974	4/3	Coral Gables, Fla.	W	9-4
1974	4/4	Coral Gables, Fla.	W	5-1
1974	4/23	Miami, Fla.	W	6-2
1975	3/11	Miami, Fla.	W	16-3
1975	4/1	Coral Gables, Fla.	W	8-6
1975	4/8	Coral Gables, Fla.	W	3-2
1975	4/22	Miami, Fla.	W	9-3
1976	4/14	Miami, Fla.	W	11-1
1976	4/20	Miami, Fla.	L	11-12
1976	4/27	Coral Gables, Fla.	W	15-5
1976	4/29	Coral Gables, Fla.	L	6-7
1977	3/1	Coral Gables, Fla.	W	3-2
1977	3/29	Miami, Fla.	W	12-5
1977	5/4	Miami, Fla.	W	7-6
1978	5/3	Coral Gables, Fla.	W	3-2 (13)
1978	4/18	Miami, Fla.	W	10-6
1979	2/23	Coral Gables, Fla.	W	11-3
1979	2/24	Coral Gables, Fla.	W	12-4
1980	4/8	Miami, Fla.	W	10-2
1980	4/22	Coral Gables, Fla.	L	4-6
1980	4/29	Coral Gables, Fla.	W	13-6
1981	4/17	Coral Gables, Fla.	W	4-2
1981	4/24	Coral Gables, Fla.	W	8-7
1981	5/8	Coral Gables, Fla.	W	4-0
1981	5/11	Miami, Fla.	W	8-5
1982	3/3	Coral Gables, Fla.	L	6-10
1982	3/31	Coral Gables, Fla.	L	1-2
1982	4/4	Miami, Fla.	W	13-12 (13)
1982	4/11	Miami, Fla.	L	0-5
1982	4/30	Coral Gables, Fla.	W	6-2
1983	3/3	Miami, Fla.	W	8-4
1983	4/12	Coral Gables, Fla.	W	8-6
1983	4/19	Coral Gables, Fla.	W	7-2
1983	4/26	Miami, Fla.	W	8-4
1983	5/4	Coral Gables, Fla.	W	16-5
1984	4/10	Coral Gables, Fla.	W	6-2
1984	4/11	Miami, Fla.	W	8-5
1984	5/9	Miami, Fla.	W	5-0
1984	5/11	Coral Gables, Fla.	W	5-2
1984	5/12	Coral Gables, Fla.	W	8-3
1985	4/10	Coral Gables, Fla.	W	6-3
1985	4/17	Miami, Fla.	W	4-3
1986	2/25	Coral Gables, Fla.	W	6-0
1986	2/27	Miami, Fla.	W	5-3 (11)
1986	4/16	Miami, Fla.	L	8-9 (13)
1987	4/3	Coral Gables, Fla.	W	7-4
1987	4/4	Coral Gables, Fla.	W	12-1
1987	4/5	Miami, Fla.	L	6-7 (12)
1987	4/28	Coral Gables, Fla.	W	12-3
1988	4/6	Miami, Fla.	W	4-2
1988	4/22	Coral Gables, Fla.	W	8-3
1988	4/23	Coral Gables, Fla.	L	1-2
1989	4/21	Coral Gables, Fla.	W	5-2
1989	4/22	Coral Gables, Fla.	W	7-2
1989	4/23	Miami, Fla.	W	9-6
1990	4/20	Coral Gables, Fla.	W	16-6
1990	4/21	Coral Gables, Fla.	W	6-5
1990	4/22	Miami, Fla.	W	7-1
1991	4/26	Coral Gables, Fla.	L	2-5
1991	4/27	Coral Gables, Fla.	W	12-1
1991	4/28	Miami, Fla.	W	8-0
1992	2/13	Coral Gables, Fla.	W	6-1
1992	2/14	Coral Gables, Fla.	W	22-1



# ALL-TIME SERIES RESULTS

YEAR	DATE	SITE	W/L	SCORE
1992	2/16	Coral Gables, Fla.	W	7-1
1993	2/17	Coral Gables, Fla.	W	4-3
1993	4/6	Coral Gables, Fla.	W	7-3
1993	4/13	Coral Gables, Fla.	W	9-2
1994	2/8	Coral Gables, Fla.	W	11-4
1994	2/15	Coral Gables, Fla.	W	4-0
1994	3/3	Coral Gables, Fla.	W	3-0
1994	5/10	Coral Gables, Fla.	L	5-6
1995	2/21	Coral Gables, Fla.	W	7-4
1995	4/4	Homestead, Fla.	L	2-4
1996	3/21	Coral Gables, Fla.	W	13-6
1996	3/22	Coral Gables, Fla.	W	5-3
1996	3/23	Coral Gables, Fla.	W	5-4
1996	3/24	Coral Gables, Fla.	L	5-6
1997	3/6	Coral Gables, Fla.	W	5-0
1997	3/7	Coral Gables, Fla.	W	3-4
1997	3/8	Coral Gables, Fla.	L	10-3
1997	3/9	Coral Gables, Fla.	W	9-0
1997	5/23+	Coral Gables, Fla.	W	5-2
1998	2/11	Coral Gables, Fla.	W	2-1
1998	3/7	Coral Gables, Fla.	W	12-0
1999	2/10	Miami, Fla.	L	3-4
1999	5/4	Coral Gables, Fla.	L	7-12
1999	5/29+	Coral Gables, Fla.	W	6-4
2000	3/1	Coral Gables, Fla.	L	6-7
2000	3/28	Homestead, Fla.	W	5-2
2000	5/28+	Coral Gables, Fla.	W	14-4
2001	2/7	Miami, Fla.	W	4-3
2001	2/21	Coral Gables, Fla.	L	10-17
2001	2/23	Homestead, Fla.	W	10-2
2001	2/24	Homestead, Fla.	W	2-0
2002	2/6	Miami, Fla.	L	2-6
2002	2/22	Homestead, Fla.	W	6-2
2002	5/2	Coral Gables, Fla.	L	7-9
2002	5/31+	Gainesville, Fla.	W	9-1
2003	2/5	Coral Gables, Fla.	W	12-7
2003	4/16	Miami, Fla.	W	6-4
2004	2/26	Miami, Fla.	L	7-11
2004	2/27	Homestead, Fla.	W	9-7
2004	3/24	Coral Gables, Fla.	L	4-5
2005	2/1	Coral Gables, Fla.	W	7-0
2005	3/23	Miami, Fla.	W	11-3
2006	1/28	Coral Gables, Fla.	W	17-3
2006	1/29	Miami, Fla.	W	5-0
2007	4/4	Coral Gables, Fla.	W	10-9
2007	4/11	Miami, Fla.	W	11-7
2008	4/2	Miami, Fla.	W	13-2
2008	4/23	Coral Gables, Fla.	L	3-6
2015	5/29+	Coral Gables, Fla.	W	6-2
2017	3/7	Coral Gables, Fla.	L	1-12
2017	3/8	Miami, Fla.	L	2-3
2017	4/25	Miami, Fla.	W	8-7
2017	4/26	Coral Gables, Fla.	L	4-5
2018	3/7	Miami, Fla.	L	3-5
2018	4/25	Coral Gables, Fla.	L	6-14
2019	2/27	Miami, Fla.	W	10-8
2019	4/24	Coral Gables, Fla.	W	18-10
2021	3/31	Miami, Fla.	W	21-1
2021	4/7	Coral Gables, Fla.	W	8-3
2022	3/8	Miami, Fla.	W	12-5
2022	4/6	Coral Gables, Fla.	W	17-1
2023	3/15	Miami, Fla.	W	7-3
2023	3/28	Coral Gables, Fla.	W	6-5
2023	5/10	Coral Gables, Fla.	W	10-0 (7)
2023	5/16	Miami, Fla.	W	17-3

**Coral Gables:** Miami leads, 65-19

**Miami:** Miami leads, 32-9

**Neutral Site:** Miami leads, 6-1

## FLORIDA SOUTHERN

### MIAMI LEADS, 58-24

YEAR	DATE	SITE	W/L	SCORE
1947	4/9	Lakeland, Fla.	W	5-3
1947	4/10	Lakeland, Fla.	W	4-1
1947	5/10	Coral Gables, Fla.	W	4-1
1947	5/10	Coral Gables, Fla.	W	3-0
1948	4/23	Lakeland, Fla.	W	6-5 (10)
1948	4/24	Lakeland, Fla.	L	4-8
1948	5/14	Coral Gables, Fla.	W	3-1
1948	5/15	Coral Gables, Fla.	L	2-4
1949	4/1	Coral Gables, Fla.	W	12-2
1949	4/2	Coral Gables, Fla.	W	11-8
1949	4/11	Lakeland, Fla.	L	2-8
1949	4/12	Lakeland, Fla.	W	2-0
1950	4/21	Coral Gables, Fla.	W	7-2
1950	4/22	Coral Gables, Fla.	L	12-2
1950	5/9	Lakeland, Fla.	L	3-4 (13)
1951	5/14	Coral Gables, Fla.	W	7-1
1951	5/15	Coral Gables, Fla.	W	5-0
1954	4/1	Coral Gables, Fla.	W	8-6
1954	4/2	Coral Gables, Fla.	W	11-2
1955	4/18	Lakeland, Fla.	W	3-1
1955	4/19	Lakeland, Fla.	W	6-0
1955	4/29	Coral Gables, Fla.	W	5-4
1955	4/30	Coral Gables, Fla.	W	9-2
1956	4/6	Coral Gables, Fla.	W	4-2
1956	4/7	Coral Gables, Fla.	W	12-5
1956	4/23	Lakeland, Fla.	W	4-2
1956	4/24	Lakeland, Fla.	W	7-1
1957	4/5	Coral Gables, Fla.	W	10-7
1957	4/6	Coral Gables, Fla.	W	8-2
1957	4/19	Lakeland, Fla.	W	11-1
1957	4/20	Lakeland, Fla.	L	2-6
1958	3/14	Lakeland, Fla.	L	4-5 (10)
1958	3/15	Lakeland, Fla.	L	3-7
1958	4/5	Coral Gables, Fla.	W	7-2
1958	4/5	Coral Gables, Fla.	W	4-3
1959	4/22	Lakeland, Fla.	W	6-5
1959	5/1	Coral Gables, Fla.	W	4-2
1959	5/2	Coral Gables, Fla.	W	2-0 (10)
1960	4/9	Lakeland, Fla.	W	12-1
1960	4/30	Coral Gables, Fla.	W	21-0
1961	4/11	Lakeland, Fla.	L	3-5
1961	4/22	Coral Gables, Fla.	W	7-2
1962	4/6	Lakeland, Fla.	L	4-9
1963	4/12	Coral Gables, Fla.	W	9-0
1963	4/13	Coral Gables, Fla.	L	6-8
1963	4/13	Coral Gables, Fla.	W	3-1
1964	4/17	Lakeland, Fla.	W	2-1
1964	4/18	Lakeland, Fla.	L	0-3
1964	4/18	Lakeland, Fla.	W	4-1
1965	4/30	Coral Gables, Fla.	L	2-3
1966	5/1	Coral Gables, Fla.	L	0-5
1966	5/1	Coral Gables, Fla.	W	9-1
1966	3/14	Lakeland, Fla.	W	10-4
1966	3/14	Lakeland, Fla.	L	0-2
1967	3/11	Coral Gables, Fla.	W	6-3
1967	3/11	Coral Gables, Fla.	L	7-13
1968	3/16	Lakeland, Fla.	L	2-6
1968	3/16	Lakeland, Fla.	L	2-3
1969	3/10	Coral Gables, Fla.	L	2-5
1969	3/11	Coral Gables, Fla.	W	15-5
1970	4/10	Lakeland, Fla.	W	8-7 (10)
1970	4/11	Lakeland, Fla.	L	2-3
1971	3/15	Coral Gables, Fla.	W	5-1
1971	3/16	Coral Gables, Fla.	L	5-8
1972	4/28	Lakeland, Fla.	L	0-1
1972	4/29	Lakeland, Fla.	L	4-5
1973	4/13	Coral Gables, Fla.	W	4-2
1973	4/14	Coral Gables, Fla.	L	0-1
1974	3/8	Lakeland, Fla.	L	0-5 (10)
1974	3/9	Lakeland, Fla.	W	3-2
1975	4/23	Coral Gables, Fla.	W	3-2 (10)
1975	4/24	Coral Gables, Fla.	W	5-4
1976	3/3	Lakeland, Fla.	W	6-3
1977	3/5	Coral Gables, Fla.	W	6-5 (12)
1986	2/28	Coral Gables, Fla.	W	5-4
1986	3/1	Coral Gables, Fla.	W	9-7
1987	4/7	Coral Gables, Fla.	W	6-5
1994	4/19	Coral Gables, Fla.	W	7-6 (11)
1994	4/20	Coral Gables, Fla.	W	5-1
2001	5/11	Coral Gables, Fla.	W	12-4
2001	5/12	Coral Gables, Fla.	W	16-3
2001	5/13	Coral Gables, Fla.	W	5-4

**Coral Gables:** Miami leads, 41-8

**Lakeland:** Miami leads, 17-16

# ALL-TIME SERIES RESULTS

## FLORIDA STATE

### FLORIDA LEADS, 154-136-4

YEAR	DATE	SITE	W/L	SCORE
1951	3/22	Coral Gables, Fla.	W	11-2
1951	3/23	Coral Gables, Fla.	L	4-13
1952	4/4	Tallahassee, Fla.	L	1-3
1952	4/5	Tallahassee, Fla.	L	0-7
1955	4/15	Coral Gables, Fla.	L	3-4
1955	4/16	Coral Gables, Fla.	W	5-4
1956	4/27	Tallahassee, Fla.	L	5-13
1956	4/28	Tallahassee, Fla.	L	0-2
1957	4/16	Tallahassee, Fla.	L	3-15
1957	4/17	Tallahassee, Fla.	L	3-21
1957	4/30	Coral Gables, Fla.	L	3-15
1957	4/30	Coral Gables, Fla.	W	2-1
1958	4/18	Tallahassee, Fla.	L	0-18
1958	4/19	Tallahassee, Fla.	W	12-7
1958	5/5	Coral Gables, Fla.	L	2-9
1958	5/6	Coral Gables, Fla.	L	1-6
1960	3/14	Coral Gables, Fla.	L	3-6
1960	3/15	Coral Gables, Fla.	L	6-10
1960	5/13	Tallahassee, Fla.	L	3-16
1960	5/14	Tallahassee, Fla.	L	5-9
1961	4/17	Coral Gables, Fla.	L	0-2
1961	4/18	Coral Gables, Fla.	L	6-14
1962	4/16	Tallahassee, Fla.	W	6-4
1962	4/17	Tallahassee, Fla.	L	8-9 (10)
1963	4/1	Coral Gables, Fla.	L	1-2
1963	4/2	Coral Gables, Fla.	W	4-1
1965	3/12	Coral Gables, Fla.	L	4-7
1965	3/13	Coral Gables, Fla.	L	4-9
1965	3/13	Coral Gables, Fla.	T	9-9
1966	4/8	Tallahassee, Fla.	W	6-1
1966	4/9	Tallahassee, Fla.	L	2-10
1967	3/3	Coral Gables, Fla.	L	4-9
1967	3/4	Coral Gables, Fla.	L	5-6
1968	4/19	Tallahassee, Fla.	L	1-4
1968	4/20	Tallahassee, Fla.	L	6-7
1969	3/7	Coral Gables, Fla.	L	2-6
1969	3/8	Coral Gables, Fla.	L	0-5
1970	3/21	Tallahassee, Fla.	L	1-10
1970	3/22	Tallahassee, Fla.	L	3-8
1970	5/8	Tallahassee, Fla.	L	4-11
1970	5/9	Tallahassee, Fla.	L	2-6
1971	3/20	Coral Gables, Fla.	L	4-5 (10)
1971	3/21	Coral Gables, Fla.	W	5-4 (10)
1971	4/9	Tallahassee, Fla.	L	5-7
1971	4/10	Tallahassee, Fla.	W	7-4
1972	3/19	Coral Gables, Fla.	L	4-7
1972	5/10	Tallahassee, Fla.	W	5-4
1972	5/11	Tallahassee, Fla.	W	4-3
1972	5/11	Tallahassee, Fla.	L	3-4 (10)
1973	2/16	Coral Gables, Fla.	W	5-1
1973	3/24	Coral Gables, Fla.	L	6-7
1973	3/25	Coral Gables, Fla.	L	2-8
1973	4/19	Tallahassee, Fla.	W	10-1
1973	4/20	Tallahassee, Fla.	L	1-4
1974	3/16	Coral Gables, Fla.	W	3-2
1974	3/17	Coral Gables, Fla.	W	4-3
1974	4/18	Tallahassee, Fla.	L	1-2
1974	4/18	Tallahassee, Fla.	L	4-7
1974	4/20	Tallahassee, Fla.	W	17-3
1975	3/25	Coral Gables, Fla.	L	0-3
1975	3/26	Coral Gables, Fla.	W	2-0
1975	3/26	Coral Gables, Fla.	L	7-10
1975	4/4	Tallahassee, Fla.	L	0-8
1975	4/5	Tallahassee, Fla.	L	2-5
1975	5/23+	Starkville, Miss.	L	0-1
1975	5/24+	Starkville, Miss.	L	5-6
1976	2/23	Coral Gables, Fla.	L	1-5
1976	5/5	Tallahassee, Fla.	W	6-1
1989	4/7	Tallahassee, Fla.	L	0-3
1989	4/8	Tallahassee, Fla.	W	8-1
1989	4/9	Tallahassee, Fla.	L	3-11
1989	5/5	Coral Gables, Fla.	W	11-2
1989	5/6	Coral Gables, Fla.	W	8-2
1989	5/7	Coral Gables, Fla.	L	4-8
1990	4/13	Tallahassee, Fla.	L	3-7
1990	4/14	Tallahassee, Fla.	W	8-5
1990	4/15	Tallahassee, Fla.	W	8-3
1990	5/4	Coral Gables, Fla.	W	7-3
1990	5/5	Coral Gables, Fla.	L	2-6
1990	5/6	Coral Gables, Fla.	L	4-8
1991	4/12	Tallahassee, Fla.	L	2-7
1991	4/13	Tallahassee, Fla.	L	4-12
1991	4/14	Tallahassee, Fla.	L	5-8
1991	5/3	Coral Gables, Fla.	L	2-3
1991	5/4	Coral Gables, Fla.	L	1-4
1991	5/5	Coral Gables, Fla.	W	8-6
1992	4/10	Tallahassee, Fla.	W	10-6
1992	4/11	Tallahassee, Fla.	W	6-3
1992	4/12	Tallahassee, Fla.	W	6-5
1992	4/24	Coral Gables, Fla.	W	7-3
1992	4/25	Coral Gables, Fla.	W	5-4
1992	4/26	Coral Gables, Fla.	L	2-3
1993	4/9	Tallahassee, Fla.	L	0-7
1993	4/10	Tallahassee, Fla.	L	1-8
1993	4/11	Tallahassee, Fla.	L	2-6
1993	4/23	Coral Gables, Fla.	L	0-1
1993	4/24	Coral Gables, Fla.	W	14-13 (10)
1993	4/25	Coral Gables, Fla.	W	4-3 (12)
1994	4/8	Tallahassee, Fla.	L	3-6
1994	4/9	Tallahassee, Fla.	W	5-1
1994	4/10	Tallahassee, Fla.	W	2-1
1994	4/15	Coral Gables, Fla.	L	1-6
1994	4/16	Coral Gables, Fla.	W	8-0
1994	4/17	Coral Gables, Fla.	L	2-7
1995	4/7	Tallahassee, Fla.	L	1-9
1995	4/8	Tallahassee, Fla.	W	6-5
1995	4/9	Tallahassee, Fla.	L	2-3
1995	4/14	Coral Gables, Fla.	L	6-9
1995	4/15	Coral Gables, Fla.	L	1-10
1995	4/16	Coral Gables, Fla.	W	3-2
1995	6/4#	Omaha, Neb.	W	4-2
1996	4/5	Tallahassee, Fla.	L	2-13
1996	4/6	Tallahassee, Fla.	W	13-2
1996	4/7	Tallahassee, Fla.	L	1-15
1996	4/12	Coral Gables, Fla.	W	6-2
1996	4/13	Coral Gables, Fla.	W	9-8
1996	4/14	Coral Gables, Fla.	W	7-4
1997	4/11	Tallahassee, Fla.	W	9-5
1997	4/12	Tallahassee, Fla.	W	8-5
1997	4/13	Tallahassee, Fla.	L	7-8
1997	5/2	Coral Gables, Fla.	W	9-1
1997	5/3	Coral Gables, Fla.	W	7-6
1997	5/4	Coral Gables, Fla.	L	3-7
1998	4/3	Tallahassee, Fla.	W	9-4
1998	4/4	Tallahassee, Fla.	W	8-2
1998	4/5	Tallahassee, Fla.	W	9-6
1998	5/1	Coral Gables, Fla.	W	7-1
1998	5/2	Coral Gables, Fla.	L	5-11
1998	5/3	Coral Gables, Fla.	L	4-5
1999	4/16	Tallahassee, Fla.	L	2-8
1999	4/17	Tallahassee, Fla.	W	4-3
1999	4/18	Tallahassee, Fla.	W	8-7
1999	4/23	Coral Gables, Fla.	W	8-7
1999	4/24	Coral Gables, Fla.	W	9-4
1999	4/25	Coral Gables, Fla.	W	9-8
1999	6/18#	Omaha, Neb.	W	6-5
2000	4/7	Tallahassee, Fla.	L	13-14 (17)
2000	4/8	Tallahassee, Fla.	L	2-12
2000	4/9	Tallahassee, Fla.	L	4-5
2000	4/14	Coral Gables, Fla.	W	7-3
2000	4/15	Coral Gables, Fla.	W	7-3
2000	4/16	Coral Gables, Fla.	L	3-14
2000	6/2\$	Tallahassee, Fla.	L	2-9
2000	6/3\$	Tallahassee, Fla.	W	7-5
2000	6/4\$	Tallahassee, Fla.	L	1-6
2001	4/13	Coral Gables, Fla.	L	9-10
2001	4/14	Coral Gables, Fla.	W	5-4
2001	4/15	Coral Gables, Fla.	W	7-1
2001	4/20	Tallahassee, Fla.	W	7-5
2001	4/21	Tallahassee, Fla.	W	9-6
2001	4/22	Tallahassee, Fla.	W	7-4
2002	4/5	Tallahassee, Fla.	L	3-13
2002	4/6	Tallahassee, Fla.	W	5-2
2002	4/7	Tallahassee, Fla.	L	7-9
2002	4/12	Coral Gables, Fla.	L	4-6
2002	4/13	Coral Gables, Fla.	L	3-9

HISTORY

# ALL-TIME SERIES RESULTS

YEAR	DATE	SITE	W/L	SCORE
2002	4/14	Coral Gables, Fla.	L	11-17
2003	4/18	Coral Gables, Fla.	L	2-4
2003	4/19	Coral Gables, Fla.	L	4-6
2003	4/20	Coral Gables, Fla.	T	7-7 (11)
2003	4/25	Tallahassee, Fla.	L	0-1
2003	4/26	Tallahassee, Fla.	W	14-3
2003	4/27	Tallahassee, Fla.	L	0-12
2004	4/9	Tallahassee, Fla.	L	5-6
2004	4/10	Tallahassee, Fla.	W	17-11
2004	4/11	Tallahassee, Fla.	W	4-0
2004	4/16	Coral Gables, Fla.	W	10-0
2004	4/17	Coral Gables, Fla.	W	7-3
2004	4/18	Coral Gables, Fla.	L	3-10
2005	4/22	Coral Gables, Fla.	W	5-2
2005	4/23	Coral Gables, Fla.	W	5-3
2005	4/24	Coral Gables, Fla.	L	1-13
2006	4/15	Tallahassee, Fla.	L	7-3
2006	4/16	Tallahassee, Fla.	W	1-16
2006	4/17	Tallahassee, Fla.	W	7-5
2007	4/27	Coral Gables, Fla.	L	6-7
2007	4/28	Coral Gables, Fla.	L	8-13
2007	4/29	Coral Gables, Fla.	W	7-1
2007	5/25%	Jacksonville, Fla.	W	9-3
2008	4/18	Tallahassee, Fla.	W	11-4
2008	4/19	Tallahassee, Fla.	L	5-9
2008	4/20	Tallahassee, Fla.	W	11-10
2008	6/16#	Omaha, Neb.	W	7-5
2009	4/3	Coral Gables, Fla.	L	4-14
2009	4/4	Coral Gables, Fla.	W	6-4
2009	4/5	Coral Gables, Fla.	W	14-8
2009	5/21%	Jacksonville, Fla.	L	2-4
2010	4/23	Tallahassee, Fla.	W	6-5
2010	4/24	Tallahassee, Fla.	L	7-8
2010	4/25	Tallahassee, Fla.	L	6-7
2010	5/26%	Greensboro, N.C.	W	9-3
2011	4/29	Coral Gables, Fla.	L	5-6
2011	4/30	Coral Gables, Fla.	L	0-2
2011	5/1	Coral Gables, Fla.	W	5-1
2012	4/20	Tallahassee, Fla.	L	2-11
2012	4/21	Tallahassee, Fla.	L	1-6
2012	4/22	Tallahassee, Fla.	L	7-8
2013	4/5	Coral Gables, Fla.	L	2-4
2013	4/6	Coral Gables, Fla.	W	6-0
2013	4/7	Coral Gables, Fla.	L	1-5
2014	2/28	Tallahassee, Fla.	W	3-1
2014	3/1	Tallahassee, Fla.	L	2-10
2014	3/2	Tallahassee, Fla.	L	6-13
2015	4/24	Coral Gables, Fla.	L	7-8 (17)
2015	4/25	Coral Gables, Fla.	L	5-15
2015	4/26	Coral Gables, Fla.	W	12-0
2016	5/19	Tallahassee, Fla.	W	4-2
2016	5/21	Tallahassee, Fla.	W	8-5
2016	5/21	Tallahassee, Fla.	L	2-3 (10)
2016	5/28%	Durham, N.C.	L	4-5
2017	4/21	Coral Gables, Fla.	L	3-6
2017	4/22	Coral Gables, Fla.	W	5-4 (10)
2018	4/27	Tallahassee, Fla.	L	0-2
2018	4/28	Tallahassee, Fla.	L	1-10
2018	4/29	Tallahassee, Fla.	W	11-5
2019	4/5	Coral Gables, Fla.	W	11-0
2019	4/6	Coral Gables, Fla.	W	4-0
2019	4/7	Coral Gables, Fla.	L	5-6
2021	3/19	Coral Gables, Fla.	L	1-13
2021	3/20	Coral Gables, Fla.	L	1-9
2021	3/21	Coral Gables, Fla.	L	0-12
2021	5/28%	Charlotte, N.C.	L	3-6
2022	5/14	Tallahassee, Fla.	W	8-2
2022	5/14	Tallahassee, Fla.	L	4-6
2022	5/15	Tallahassee, Fla.	L	4-6
2023	3/31	Coral Gables, Fla.	W	11-0
2023	4/1	Coral Gables, Fla.	W	3-2
2023	4/2	Coral Gables, Fla.	W	13-4

**Coral Gables:** Miami leads, 72-64-3

**Tallahassee:** Florida State leads, 83-59-1

**Neutral Site:** Florida State leads, 7-5

## FLORIDA TECH

### MIAMI LEADS, 8-2

YEAR	DATE	SITE	W/L	SCORE
1973	4/7	Melbourne, Fla.	W	19-2
1973	5/11	Coral Gables, Fla.	W	6-0
1973	5/12	Coral Gables, Fla.	W	10-1
1974	3/3	Coral Gables, Fla.	W	3-0
1974	3/3	Coral Gables, Fla.	L	1-7
1975	5/9	Orlando, Fla.	L	0-1
1978	2/17	Coral Gables, Fla.	W	5-0
1978	3/9	Orlando, Fla.	W	27-3
1978	3/10	Orlando, Fla.	W	10-1
1978	3/11	Orlando, Fla.	W	7-4

**Coral Gables:** Miami leads, 4-1

**Melbourne:** Miami leads, 1-0

**Neutral Site:** Miami leads, 3-1

## FORDHAM

### MIAMI LEADS, 9-1

YEAR	DATE	SITE	W/L	SCORE
1984	3/19	Coral Gables, Fla.	W	17-0
1984	3/22	Coral Gables, Fla.	W	11-4
1983	5/14	Coral Gables, Fla.	W	6-1
1983	5/15	Coral Gables, Fla.	W	8-0
2006	3/14	Coral Gables, Fla.	W	6-0
2007	3/2	Coral Gables, Fla.	W	14-8
2007	3/3	Coral Gables, Fla.	W	8-1
2007	3/4	Coral Gables, Fla.	W	10-9
2010	3/16	Coral Gables, Fla.	L	3-4
2010	3/17	Coral Gables, Fla.	W	9-8

**Coral Gables:** Miami leads, 9-1

## FRESNO STATE

### MIAMI LEADS, 1-0

YEAR	DATE	SITE	W/L	SCORE
1988	6/6#	Omaha, Neb.	W	8-4

**Neutral Site:** Miami leads, 1-0

## FORT LAUDERDALE COLLEGE

### MIAMI LEADS, 2-0

YEAR	DATE	SITE	W/L	SCORE
1983	5/17	Coral Gables, Fla.	W	27-10
1983	5/18	Coral Gables, Fla.	W	6-1

**Coral Gables:** Miami leads, 2-0

# ALL-TIME SERIES RESULTS

## FURMAN

### MIAMI LEADS, 9-1

YEAR	DATE	SITE	W/L	SCORE
1960	3/28	Coral Gables, Fla.	W	2-1
1960	3/29	Coral Gables, Fla.	W	6-3
1965	4/1	Coral Gables, Fla.	W	6-5
1965	4/2	Coral Gables, Fla.	W	14-2
1965	4/3	Coral Gables, Fla.	W	7-3
1966	4/13	Tallahassee, Fla.	L	4-6
1967	3/27	Coral Gables, Fla.	W	12-1
1967	3/28	Coral Gables, Fla.	W	6-2
1967	3/29	Coral Gables, Fla.	W	7-4
1998	3/7	Coral Gables, Fla.	W	6-2

**Coral Gables:** Miami leads, 8-1

**Neutral Site:** Furman leads, 1-0

## GEORGE WASHINGTON

### MIAMI LEADS, 11-1

YEAR	DATE	SITE	W/L	SCORE
1981	3/9	Coral Gables, Fla.	W	6-3
1982	3/16	Coral Gables, Fla.	W	12-0
1982	3/18	Coral Gables, Fla.	W	16-2
1984	3/15	Coral Gables, Fla.	W	17-0
1991	3/10	Coral Gables, Fla.	W	17-5
1991	3/11	Coral Gables, Fla.	W	5-1
1996	2/16	Coral Gables, Fla.	W	6-0
1996	2/17	Coral Gables, Fla.	W	14-1
1996	2/18	Coral Gables, Fla.	W	19-3
2005	2/25	Coral Gables, Fla.	W	12-1
2005	2/26	Coral Gables, Fla.	L	4-5
2005	2/27	Coral Gables, Fla.	W	16-3

**Coral Gables:** Miami leads, 11-1

## GEORGETOWN

### MIAMI LEADS, 4-0

YEAR	DATE	SITE	W/L	SCORE
1987	3/9	Coral Gables, Fla.	W	5-1
1988	3/10	Coral Gables, Fla.	W	8-2
1990	3/18	Coral Gables, Fla.	W	12-1
1993	3/10	Coral Gables, Fla.	W	9-5

**Coral Gables:** Miami leads, 4-0

## GEORGIA

### GEORGIA LEADS, 3-2

YEAR	DATE	SITE	W/L	SCORE
1965	4/14	Athens, Ga.	L	3-6
1995	2/11	Kissimmee, Fla.	W	12-10
1999	3/5	Coral Gables, Fla.	L	3-4
1999	3/7	Coral Gables, Fla.	W	8-1
2008	6/14#	Omaha, Neb.	L	4-7

**Coral Gables:** Tied, 1-1

**Athens:** Georgia leads, 1-0

**Neutral Site:** Tied, 1-1

## GEORGIA SOUTHERN

### MIAMI LEADS, 14-10

YEAR	DATE	SITE	W/L	SCORE
1966	4/15	Statesboro, Ga.	L	2-7
1966	4/16	Statesboro, Ga.	L	0-5
1967	4/17	Statesboro, Ga.	L	3-4 (10)
1967	4/18	Statesboro, Ga.	L	2-3
1973	5/25+	Starkville, Miss.	L	0-1
1973	5/29+	Starkville, Miss.	L	1-4
1974	5/23+	Starkville, Miss.	W	2-1
1976	5/3	Statesboro, Ga.	L	1-6
1976	5/4	Statesboro, Ga.	W	8-2
1977	4/8	Coral Gables, Fla.	W	10-1
1977	4/9	Coral Gables, Fla.	W	4-3
1978	5/9	Statesboro, Ga.	W	6-1
1978	5/10	Statesboro, Ga.	W	7-5
1979	3/22	Coral Gables, Fla.	W	7-4
1979	3/23	Coral Gables, Fla.	W	10-6
1982	5/11	Statesboro, Ga.	L	5-6 (11)
1982	5/12	Statesboro, Ga.	W	14-6
1987	5/21+	Tallahassee, Fla.	L	6-11
1991	5/10	Coral Gables, Fla.	W	4-2
1991	5/11	Coral Gables, Fla.	W	7-0
1991	5/12	Coral Gables, Fla.	W	10-5
1998	5/15	Coral Gables, Fla.	W	7-1
1998	5/16	Coral Gables, Fla.	W	13-0
1998	5/17	Coral Gables, Fla.	L	1-2

**Coral Gables:** Miami leads, 9-1

**Statesboro:** Georgia Southern leads, 6-4

**Neutral Site:** Georgia Southern leads, 3-1

## GEORGIA STATE

### MIAMI LEADS, 3-0

YEAR	DATE	SITE	W/L	SCORE
1993	3/26	Coral Gables, Fla.	W	13-2
1993	3/27	Coral Gables, Fla.	W	9-6
1993	3/27	Coral Gables, Fla.	W	19-1

**Coral Gables:** Miami leads, 3-0

# ALL-TIME SERIES RESULTS

## GEORGIA TECH

### MIAMI LEADS, 68-45-2

YEAR	DATE	SITE	W/L	SCORE
1958	3/21	Coral Gables, Fla.	W	7-6
1958	3/22	Coral Gables, Fla.	W	7-4
1959	3/25	Coral Gables, Fla.	W	4-3
1959	3/27	Coral Gables, Fla.	T	2-2
1959	3/28	Coral Gables, Fla.	L	3-15
1959	3/28	Coral Gables, Fla.	L	0-4
1960	3/24	Coral Gables, Fla.	W	5-1
1960	3/26	Coral Gables, Fla.	W	4-2
1961	3/23	Coral Gables, Fla.	W	10-3
1961	3/25	Coral Gables, Fla.	T	5-5
1965	4/12	Atlanta, Ga.	W	5-1
1965	4/13	Atlanta, Ga.	W	2-1
1966	5/13	Atlanta, Ga.	W	4-1
1966	5/14	Atlanta, Ga.	L	3-5
1967	4/21	Atlanta, Ga.	L	2-6
1967	4/22	Atlanta, Ga.	L	1-2
1967	4/22	Atlanta, Ga.	L	2-4
1971	5/27+	Gastonia, N.C.	W	4-3
1971	5/29+	Gastonia, N.C.	L	3-5
1978	4/16	Atlanta, Ga.	W	18-3
1982	5/14	Atlanta, Ga.	W	10-7
1982	5/15	Atlanta, Ga.	W	13-3
1983	2/21	Coral Gables, Fla.	L	1-4
1983	2/22	Coral Gables, Fla.	W	10-7
1983	2/23	Coral Gables, Fla.	W	10-4
1986	5/25+	Coral Gables, Fla.	W	7-6 (10)
1986	5/26+	Coral Gables, Fla.	W	15-9 (10)
1988	5/28+	Coral Gables, Fla.	W	4-2
1989	5/26+	Gainesville, Fla.	L	7-9
1991	5/17	Atlanta, Ga.	L	5-9
1991	5/18	Atlanta, Ga.	W	10-7
1991	5/19	Atlanta, Ga.	W	7-1
1992	5/15	Coral Gables, Fla.	W	6-2
1992	5/16	Coral Gables, Fla.	W	4-3
1992	5/17	Coral Gables, Fla.	W	6-5 (13)
1997	4/4	Coral Gables, Fla.	W	10-1
1997	4/5	Coral Gables, Fla.	W	9-4
1997	4/6	Coral Gables, Fla.	W	12-0
1998	4/24	Atlanta, Ga.	L	7-22
1998	4/25	Atlanta, Ga.	W	8-5
1998	4/26	Atlanta, Ga.	W	9-8
2000	5/6	Coral Gables, Fla.	L	2-10
2000	5/7	Coral Gables, Fla.	W	3-2
2000	5/8	Coral Gables, Fla.	W	7-5
2002	5/10	Atlanta, Ga.	L	6-7
2002	5/11	Atlanta, Ga.	W	10-2
2002	5/12	Atlanta, Ga.	L	8-16
2003	3/28	Coral Gables, Fla.	W	7-6
2003	3/29	Coral Gables, Fla.	W	13-8
2003	3/30	Coral Gables, Fla.	W	17-16
2004	4/2	Atlanta, Ga.	L	4-17
2004	4/3	Atlanta, Ga.	W	9-7
2004	4/4	Atlanta, Ga.	W	16-13
2005	3/25	Coral Gables, Fla.	W	20-1
2005	3/26	Coral Gables, Fla.	L	7-17
2005	3/27	Coral Gables, Fla.	L	10-11
2006	5/18	Atlanta, Ga.	W	8-7
2006	5/19	Atlanta, Ga.	L	5-14
2006	5/20	Atlanta, Ga.	L	7-12
2006	5/24%	Jacksonville, Fla.	L	1-2
2006	5/26%	Jacksonville, Fla.	L	4-7
2007	4/6	Coral Gables, Fla.	L	2-9
2007	4/7	Coral Gables, Fla.	W	5-2
2007	4/8	Coral Gables, Fla.	W	8-7
2008	4/12	Atlanta, Ga.	W	10-5

YEAR	DATE	SITE	W/L	SCORE
2008	4/12	Atlanta, Ga.	W	15-5
2008	4/13	Atlanta, Ga.	W	9-3
2008	5/22%	Jacksonville, Fla.	W	15-12
2009	3/27	Coral Gables, Fla.	L	9-13
2009	3/28	Coral Gables, Fla.	L	4-6
2009	3/29	Coral Gables, Fla.	W	6-2
2009	5/20%	Durham, N.C.	W	8-6
2010	5/14	Atlanta, Ga.	L	3-14
2010	5/15	Atlanta, Ga.	W	9-2
2010	5/16	Atlanta, Ga.	L	3-6
2011	3/25	Coral Gables, Fla.	L	3-8
2011	3/26	Coral Gables, Fla.	L	3-12
2011	3/27	Coral Gables, Fla.	L	1-3
2012	5/17	Atlanta, Ga.	W	5-4
2012	5/18	Atlanta, Ga.	W	8-6
2012	5/19	Atlanta, Ga.	L	1-2
2012	5/27%	Greensboro, N.C.	L	5-8
2013	5/16	Coral Gables, Fla.	W	8-3
2013	5/17	Coral Gables, Fla.	W	11-7
2013	5/18	Coral Gables, Fla.	L	1-10
2014	3/14	Atlanta, Ga.	W	10-8
2014	3/15	Atlanta, Ga.	L	7-13
2014	3/15	Atlanta, Ga.	L	2-3 (10)
2014	5/21%	Greensboro, N.C.	L	3-6
2015	5/14	Coral Gables, Fla.	W	3-0
2015	5/15	Coral Gables, Fla.	W	22-1
2015	5/16	Coral Gables, Fla.	W	17-4
2016	5/7	Atlanta, Ga.	L	1-12
2016	5/8	Atlanta, Ga.	W	12-2
2016	5/9	Atlanta, Ga.	W	17-6
2016	5/25%	Durham, N.C.	W	4-0
2017	3/10	Coral Gables, Fla.	W	10-8
2017	3/11	Coral Gables, Fla.	L	5-7 (11)
2017	3/12	Coral Gables, Fla.	W	17-7
2017	5/23%	Louisville, Ky.	W	6-5 (13)
2018	3/30	Atlanta, Ga.	L	1-6
2018	3/31	Atlanta, Ga.	L	4-13
2018	4/1	Atlanta, Ga.	L	1-4
2019	3/8	Coral Gables, Fla.	L	4-5 (10)
2019	3/9	Coral Gables, Fla.	W	6-5
2019	3/10	Coral Gables, Fla.	W	9-6
2021	5/14	Coral Gables, Fla.	L	3-14
2021	5/15	Coral Gables, Fla.	W	10-3
2021	5/16	Coral Gables, Fla.	W	5-4
2022	4/29	Atlanta, Ga.	L	1-3
2022	4/30	Atlanta, Ga.	L	5-7
2022	5/1	Atlanta, Ga.	W	13-2
2023	4/21	Coral Gables, Fla.	W	4-2
2023	4/23	Coral Gables, Fla.	W	9-7
2023	4/23	Coral Gables, Fla.	L	5-9 (6)

**Coral Gables:** Miami leads, 39-17-2  
**Atlanta:** Miami leads, 24-22  
**Neutral Site:** Georgia Tech leads, 6-5

# ALL-TIME SERIES RESULTS

## GEORGIA-ATLANTA

### MIAMI LEADS, 1-0

YEAR	DATE	SITE	W/L	SCORE
1953	3/27	Coral Gables, Fla.	W	9-5

**Coral Gables:** Miami leads, 1-0

## GLASSBORO STATE

### MIAMI LEADS, 2-1

YEAR	DATE	SITE	W/L	SCORE
1978	3/28	Coral Gables, Fla.	W	7-6
1979	3/28	Coral Gables, Fla.	L	1-3
1979	3/29	Coral Gables, Fla.	W	9-4

**Coral Gables:** Miami leads, 2-1

## HARVARD

### MIAMI LEADS, 10-2

YEAR	DATE	SITE	W/L	SCORE
1974	6/7#	Omaha, Neb.	W	4-1
1997	3/27	Coral Gables, Fla.	W	10-2
1997	3/28	Coral Gables, Fla.	W	22-4
1997	3/29	Coral Gables, Fla.	L	6-9
1998	3/27	Coral Gables, Fla.	W	7-0
1998	3/28	Coral Gables, Fla.	W	13-0
1998	3/29	Coral Gables, Fla.	W	9-2
2000	3/30	Coral Gables, Fla.	W	6-0
2003	3/26	Homestead, Fla.	W	10-9
2022	2/25	Coral Gables, Fla.	L	6-11
2022	2/26	Coral Gables, Fla.	W	2-1
2022	2/27	Coral Gables, Fla.	W	10-0

**Coral Gables:** Miami leads, 8-2

**Neutral Site:** Miami leads, 2-0

## HAVANA

### MIAMI LEADS, 2-0

YEAR	DATE	SITE	W/L	SCORE
1951	5/11	Coral Gables, Fla.	W	10-1
1951	5/12	Coral Gables, Fla.	W	11-1

**Coral Gables:** Miami leads, 2-0

## HAWAII

### MIAMI LEADS, 3-2

YEAR	DATE	SITE	W/L	SCORE
1980	6/3#	Omaha, Neb.	L	3-9
1997	1/16	Honolulu, Hawaii	L	2-3
1997	1/17	Honolulu, Hawaii	W	14-7
1997	1/18	Honolulu, Hawaii	W	10-7
1997	1/19	Honolulu, Hawaii	W	13-11

**Honolulu:** Miami leads, 3-1

**Neutral Site:** Hawaii leads, 1-0

## HIGH POINT

### MIAMI LEADS, 3-0

YEAR	DATE	SITE	W/L	SCORE
2005	2/4	Coral Gables, Fla.	W	12-5
2005	2/5	Coral Gables, Fla.	W	7-6 (10)
2005	2/6	Coral Gables, Fla.	W	10-1

**Coral Gables:** Miami leads, 3-0

## HOFSTRA

### MIAMI LEADS, 2-1

YEAR	DATE	SITE	W/L	SCORE
2011	5/6	Coral Gables, Fla.	W	16-4
2011	5/7	Coral Gables, Fla.	W	9-3
2011	5/8	Coral Gables, Fla.	L	0-5

**Coral Gables:** Miami leads, 2-1

## HOUSTON

### HOUSTON LEADS, 1-0

YEAR	DATE	SITE	W/L	SCORE
2002	3/3	Fullerton, Calif.	L	6-8

**Neutral Site:** Houston leads, 1-0

## HOWARD

### MIAMI LEADS, 2-0

YEAR	DATE	SITE	W/L	SCORE
1978	3/27	Coral Gables, Fla.	W	12-2
1979	4/8	Coral Gables, Fla.	W	10-4

**Coral Gables:** Miami leads, 2-0

## ILLINOIS

### MIAMI LEADS, 15-3

YEAR	DATE	SITE	W/L	SCORE
1992	3/10	Coral Gables, Fla.	L	5-14
1992	3/11	Coral Gables, Fla.	W	7-1
1993	2/12	Coral Gables, Fla.	W	8-3
1993	2/13	Coral Gables, Fla.	W	4-3 (13)
1993	2/14	Coral Gables, Fla.	L	4-6
1994	3/5	Coral Gables, Fla.	W	7-1
1994	3/6	Coral Gables, Fla.	W	6-2
1995	3/3	Coral Gables, Fla.	W	4-2
1995	3/4	Coral Gables, Fla.	W	16-0
1995	3/5	Coral Gables, Fla.	L	4-7
1996	3/1	Coral Gables, Fla.	W	14-10
1996	3/2	Coral Gables, Fla.	W	10-0
1996	3/3	Coral Gables, Fla.	W	6-4
1997	3/14	Coral Gables, Fla.	W	5-2
1997	3/15	Coral Gables, Fla.	W	12-1
1997	3/16	Coral Gables, Fla.	W	3-2
1998	3/6	Coral Gables, Fla.	W	15-1
1998	3/8	Coral Gables, Fla.	W	12-7

**Coral Gables:** Miami leads, 15-3

# ALL-TIME SERIES RESULTS

## ILLINOIS STATE

### MIAMI LEADS, 6-2

YEAR	DATE	SITE	W/L	SCORE
1992	3/13	Coral Gables, Fla.	W	10-2
1992	3/14	Coral Gables, Fla.	W	3-0
1997	3/12	Coral Gables, Fla.	W	17-3
2011	3/8	Coral Gables, Fla.	W	5-4 (11)
2011	3/9	Coral Gables, Fla.	L	2-9
2012	3/3	Coral Gables, Fla.	W	11-6
2013	3/12	Coral Gables, Fla.	L	6-17
2013	3/13	Coral Gables, Fla.	W	9-2

**Coral Gables:** Miami leads, 6-2

## ITHACA

### MIAMI LEADS, 2-0

YEAR	DATE	SITE	W/L	SCORE
1979	3/10	Coral Gables, Fla.	W	11-6
1979	3/11	Coral Gables, Fla.	W	21-0

**Coral Gables:** Miami leads, 2-0

## JACKSON STATE

### MIAMI LEADS, 2-0

YEAR	DATE	SITE	W/L	SCORE
2019	3/12	Coral Gables, Fla.	W	4-3
2019	3/13	Coral Gables, Fla.	W	8-1

**Coral Gables:** Miami leads, 2-0

## ILLINOIS-CHICAGO

### MIAMI LEADS, 5-0

YEAR	DATE	SITE	W/L	SCORE
1983	3/23	Coral Gables, Fla.	W	5-3
1983	3/24	Coral Gables, Fla.	W	17-3
2004	3/19	Coral Gables, Fla.	W	6-3
2004	3/20	Coral Gables, Fla.	W	6-4
2004	3/21	Coral Gables, Fla.	W	13-1

**Coral Gables:** Miami leads, 5-0

## INDIANA

### MIAMI LEADS, 6-0

YEAR	DATE	SITE	W/L	SCORE
1974	3/11	Coral Gables, Fla.	W	7-4
1974	3/12	Coral Gables, Fla.	W	4-2
1974	3/12	Coral Gables, Fla.	W	7-6
2006	3/3	Coral Gables, Fla.	W	4-0
2006	3/4	Coral Gables, Fla.	W	7-2
2006	3/5	Coral Gables, Fla.	W	6-2

**Coral Gables:** Miami leads, 6-0

## INDIANA STATE

### MIAMI LEADS, 6-0

YEAR	DATE	SITE	W/L	SCORE
1980	3/12	Coral Gables, Fla.	W	2-0
1980	3/15	Coral Gables, Fla.	W	3-1
1981	3/10	Coral Gables, Fla.	W	2-0
1981	3/11	Coral Gables, Fla.	W	16-1
1981	3/12	Coral Gables, Fla.	W	9-4
2023	2/22	Coral Gables, Fla.	W	9-3

**Coral Gables:** Miami leads, 6-0

## IONA

### MIAMI LEADS, 2-1

YEAR	DATE	SITE	W/L	SCORE
1998	3/18	Coral Gables, Fla.	W	21-4
1999	3/20	Homestead, Fla.	L	3-9
2000	3/15	Coral Gables, Fla.	W	6-1

**Coral Gables:** Miami leads, 2-0

**Neutral Site:** Iona leads, 1-0



# ALL-TIME SERIES RESULTS

## JACKSONVILLE

### MIAMI LEADS, 82-19

YEAR	DATE	SITE	W/L	SCORE
1958	5/2	Coral Gables, Fla.	W	6-5
1958	5/3	Coral Gables, Fla.	W	6-0
1959	3/14	Jacksonville, Fla.	L	1-3
1959	3/14	Jacksonville, Fla.	W	9-2
1960	4/16	Coral Gables, Fla.	W	5-4
1960	4/16	Coral Gables, Fla.	W	7-5
1961	4/26	Jacksonville, Fla.	W	14-4
1961	4/26	Jacksonville, Fla.	W	2-0
1962	4/27	Coral Gables, Fla.	W	11-2
1962	4/28	Coral Gables, Fla.	L	1-8
1962	4/28	Coral Gables, Fla.	W	7-2
1963	5/10	Jacksonville, Fla.	W	8-4 (12)
1963	5/11	Jacksonville, Fla.	W	11-3
1963	5/11	Jacksonville, Fla.	W	7-3
1964	4/3	Coral Gables, Fla.	W	7-5
1964	4/4	Coral Gables, Fla.	W	5-1
1964	4/4	Coral Gables, Fla.	W	8-3
1965	4/16	Jacksonville, Fla.	W	9-4
1965	4/17	Jacksonville, Fla.	W	5-0
1965	4/17	Jacksonville, Fla.	W	3-2
1966	4/20	Coral Gables, Fla.	L	6-9 (14)
1966	4/21	Coral Gables, Fla.	W	2-1
1972	2/25	Coral Gables, Fla.	L	5-8
1972	2/26	Coral Gables, Fla.	W	8-3
1973	2/23	Coral Gables, Fla.	W	4-3 (14)
1973	2/24	Coral Gables, Fla.	W	9-8
1973	5/4	Jacksonville, Fla.	L	3-4
1973	5/5	Jacksonville, Fla.	W	15-3
1974	2/22	Coral Gables, Fla.	W	3-2
1974	2/23	Coral Gables, Fla.	W	9-8
1975	2/28	Coral Gables, Fla.	W	1-0 (10)
1975	3/1	Coral Gables, Fla.	W	19-1
1975	5/6	Jacksonville, Fla.	W	5-2
1975	5/7	Jacksonville, Fla.	W	1-0
1976	4/22	Jacksonville, Fla.	W	7-4
1976	4/23	Jacksonville, Fla.	L	0-2
1977	4/2	Coral Gables, Fla.	W	11-3
1977	4/3	Coral Gables, Fla.	L	3-6
1978	3/3	Coral Gables, Fla.	W	7-5
1978	3/4	Coral Gables, Fla.	W	3-1
1978	5/11	Jacksonville, Fla.	L	3-6
1978	5/12	Jacksonville, Fla.	W	7-6
1979	3/7	Jacksonville, Fla.	L	0-6
1979	4/2	Coral Gables, Fla.	W	22-14
1979	4/3	Coral Gables, Fla.	W	5-0
1979	4/3	Coral Gables, Fla.	W	14-5
1980	2/18	Jacksonville, Fla.	W	5-1
1980	2/19	Jacksonville, Fla.	L	6-7
1980	2/19	Jacksonville, Fla.	W	4-0
1980	3/29	Coral Gables, Fla.	W	8-5
1980	3/30	Coral Gables, Fla.	W	12-5
1980	3/31	Coral Gables, Fla.	W	14-2
1981	4/3	Coral Gables, Fla.	W	1-0
1981	4/4	Coral Gables, Fla.	W	4-0
1981	4/4	Coral Gables, Fla.	W	9-6
1986	4/17	Coral Gables, Fla.	W	11-6
1986	4/18	Coral Gables, Fla.	W	10-3
1986	4/19	Coral Gables, Fla.	W	12-1
1993	3/5	Coral Gables, Fla.	W	7-5
1993	3/6	Coral Gables, Fla.	L	2-4
1993	3/7	Coral Gables, Fla.	W	8-6
1994	3/25	Jacksonville, Fla.	L	2-5
1994	3/26	Jacksonville, Fla.	W	5-3

YEAR	DATE	SITE	W/L	SCORE
1994	3/27	Jacksonville, Fla.	W	8-6
1995	4/29	Coral Gables, Fla.	W	5-0
1995	4/30	Coral Gables, Fla.	W	12-4
1995	5/1	Coral Gables, Fla.	W	7-4
1996	5/10	Jacksonville, Fla.	W	9-1
1996	5/11	Jacksonville, Fla.	W	15-5
1996	5/12	Jacksonville, Fla.	W	16-2
1997	5/9	Coral Gables, Fla.	W	12-1
1997	5/10	Coral Gables, Fla.	L	14-23
1997	5/11	Coral Gables, Fla.	W	10-1
1998	5/8	Jacksonville, Fla.	W	14-8
1998	5/9	Jacksonville, Fla.	L	8-14
1998	5/10	Jacksonville, Fla.	W	14-6
1999	5/7	Coral Gables, Fla.	W	2-0
1999	5/8	Coral Gables, Fla.	W	12-9
2000	5/12	Jacksonville, Fla.	W	4-2
2000	5/13	Jacksonville, Fla.	W	14-6
2000	5/14	Jacksonville, Fla.	L	7-8
2001	5/4	Coral Gables, Fla.	W	2-3
2001	5/5	Coral Gables, Fla.	W	13-3
2001	5/6	Coral Gables, Fla.	W	6-2
2002	5/17	Coral Gables, Fla.	L	9-11
2002	5/18	Coral Gables, Fla.	W	8-4
2002	5/19	Coral Gables, Fla.	W	10-6
2003	5/9	Jacksonville, Fla.	W	12-2
2003	5/10	Jacksonville, Fla.	L	8-11
2003	5/11	Jacksonville, Fla.	L	4-5
2004	5/7	Coral Gables, Fla.	W	6-4
2004	5/8	Coral Gables, Fla.	W	12-4
2004	5/9	Coral Gables, Fla.	W	7-4
2005	5/6	Coral Gables, Fla.	W	4-2
2005	5/7	Coral Gables, Fla.	W	15-2
2005	5/8	Coral Gables, Fla.	W	6-5
2009	5/29+	Gainesville, Fla.	W	9-4
2009	5/31+	Gainesville, Fla.	W	4-0
2013	6/3+	Gainesville, Fla.	W	7-2
2013	6/5+	Gainesville, Fla.	W	6-3
2023	3/8	Coral Gables, Fla.	L	3-6

**Coral Gables:** Miami leads, 52-8

**Jacksonville:** Miami leads, 26-11

**Neutral Site:** Miami leads, 4-0

# ALL-TIME SERIES RESULTS

## JACKSONVILLE N.A.S.

### MIAMI LEADS, 4-2

YEAR	DATE	SITE	W/L	SCORE
1946	4/26	Coral Gables, Fla.	L	7-13
1946	4/27	Coral Gables, Fla.	L	4-6
1948	4/13	Coral Gables, Fla.	W	9-3
1948	4/14	Coral Gables, Fla.	W	9-7
1949	5/18	Coral Gables, Fla.	W	4-3
1949	5/19	Coral Gables, Fla.	W	7-6 (10)

**Coral Gables:** Miami leads, 4-2

## JAMES MADISON

### MIAMI LEADS, 8-0

YEAR	DATE	SITE	W/L	SCORE
1979	3/5	Coral Gables, Fla.	W	20-8
1980	5/26+	Coral Gables, Fla.	W	10-3
1985	3/10	Coral Gables, Fla.	W	3-2
1987	4/24	Norfolk, Va.	W	4-3
1988	5/28+	Coral Gables, Fla.	W	18-8
1999	2/19	Coral Gables, Fla.	W	13-1
1999	2/20	Coral Gables, Fla.	W	12-3
1999	2/21	Coral Gables, Fla.	W	14-2

**Coral Gables:** Miami leads, 7-0

**Neutral Site:** Miami leads, 1-0

## KANSAS STATE

### MIAMI LEADS, 1-0

YEAR	DATE	SITE	W/L	SCORE
2002	2/23	Homestead, Fla.	W	11-4

**Neutral Site:** Miami leads, 1-0

## KENT STATE

### MIAMI LEADS, 3-0

YEAR	DATE	SITE	W/L	SCORE
1994	5/28+	Coral Gables, Fla.	W	4-1
2007	6/2+	Columbia, Mo.	W	8-7
2020	2/19	Coral Gables, Fla.	W	12-0

**Coral Gables:** Miami leads, 2-0

**Neutral Site:** Miami leads, 1-0

## LAFAYETTE

### MIAMI LEADS, 2-0

YEAR	DATE	SITE	W/L	SCORE
1972	3/28	Coral Gables, Fla.	W	9-0
1972	3/31	Coral Gables, Fla.	W	9-0

**Coral Gables:** Miami leads, 2-0

## LAMAR

### MIAMI LEADS, 4-0

YEAR	DATE	SITE	W/L	SCORE
1976	5/29+	Arlington, Texas	W	6-0
1980	2/9	Coral Gables, Fla.	W	9-1
1980	2/10	Coral Gables, Fla.	W	11-5
1980	2/11	Coral Gables, Fla.	W	21-1

**Coral Gables:** Miami leads, 3-0

**Neutral Site:** Miami leads, 1-0

## LA SALLE

### MIAMI LEADS, 3-1

YEAR	DATE	SITE	W/L	SCORE
1966	4/2	Coral Gables, Fla.	L	1-2
1966	4/4	Coral Gables, Fla.	W	4-3
2004	2/28	Homestead, Fla.	W	17-0
2007	3/7	Coral Gables, Fla.	W	7-2

**Coral Gables:** Miami leads, 2-1

**Neutral Site:** Miami leads, 1-0

## LEHIGH

### MIAMI LEADS, 1-0

YEAR	DATE	SITE	W/L	SCORE
2008	3/4	Coral Gables, Fla.	W	9-2

**Coral Gables:** Miami leads, 1-0

## LEWIS

### MIAMI LEADS, 2-0

YEAR	DATE	SITE	W/L	SCORE
1982	3/17	Coral Gables, Fla.	W	10-4
1982	3/20	Coral Gables, Fla.	W	9-2

**Coral Gables:** Miami leads, 2-0

## LIBERTY

### MIAMI LEADS, 1-0

YEAR	DATE	SITE	W/L	SCORE
1997	3/19	Coral Gables, Fla.	W	6-0

**Coral Gables:** Miami leads, 1-0

## LIU BROOKLYN

### MIAMI LEADS, 1-0

YEAR	DATE	SITE	W/L	SCORE
1979	3/26	Coral Gables, Fla.	W	12-5

**Coral Gables:** Miami leads, 1-0

# ALL-TIME SERIES RESULTS

## LONG BEACH STATE

### MIAMI LEADS, 18-8

YEAR	DATE	SITE	W/L	SCORE
1993	2/19	Coral Gables, Fla.	W	7-3
1993	2/20	Coral Gables, Fla.	L	2-4
1993	2/21	Coral Gables, Fla.	L	8-10
1995	5/18	Long Beach, Calif.	L	1-4
1995	5/19	Long Beach, Calif.	W	6-4
1995	5/20	Long Beach, Calif.	W	3-2
1996	5/24+	Austin, Texas	W	5-2
1998	5/29#	Omaha, Neb.	W	3-1
1998	6/2#	Omaha, Neb.	L	3-6
1999	5/20	Long Beach, Calif.	L	0-12
1999	5/21	Long Beach, Calif.	W	9-7
1999	5/22	Long Beach, Calif.	W	8-6
2000	4/28	Coral Gables, Fla.	W	6-3
2000	4/29	Coral Gables, Fla.	W	12-2
2000	4/30	Coral Gables, Fla.	L	4-6
2002	4/19	Coral Gables, Fla.	W	9-6
2002	4/20	Coral Gables, Fla.	W	10-6
2002	4/21	Coral Gables, Fla.	L	1-10
2003	5/22	Long Beach, Calif.	W	6-4
2003	5/23	Long Beach, Calif.	W	3-2
2003	5/24	Long Beach, Calif.	L	3-9
2004	5/27	Coral Gables, Fla.	W	8-5
2004	5/28	Coral Gables, Fla.	W	7-3
2004	5/29	Coral Gables, Fla.	W	7-6
2016	6/4+	Coral Gables, Fla.	W	4-3 (11)
2016	6/5+	Coral Gables, Fla.	W	9-8

**Coral Gables:** Miami leads, 10-4

**Long Beach:** Miami leads, 6-3

**Neutral Site:** Miami leads, 2-1

## LOUISIANA

### MIAMI LEADS, 1-0

YEAR	DATE	SITE	W/L	SCORE
2023	6/4+	Coral Gables, Fla.	W	8-5

**Coral Gables:** Miami leads, 1-0

## LSU

### MIAMI LEADS, 12-7

YEAR	DATE	SITE	W/L	SCORE
1972	4/5	New Orleans, La.	W	3-0
1975	3/21	Coral Gables, Fla.	L	1-3
1975	3/22	Coral Gables, Fla.	W	9-2
1975	3/23	Coral Gables, Fla.	W	13-0
1975	5/24+	Starkville, Miss.	W	8-1
1977	3/7	Baton Rouge, La.	L	1-4
1977	3/8	Baton Rouge, La.	W	6-4
1977	3/9	New Orleans, La.	L	0-1
1977	3/10	New Orleans, La.	W	2-1
1984	4/20	Coral Gables, Fla.	W	14-0
1984	4/21	Coral Gables, Fla.	W	6-5
1984	4/22	Coral Gables, Fla.	L	9-10
1986	6/5#	Omaha, Neb.	W	4-3
1987	2/20	New Orleans, La.	W	7-2
1989	6/3#	Omaha, Neb.	W	5-2
1989	6/6#	Omaha, Neb.	L	3-6
1991	3/1	New Orleans, La.	L	3-4
1996	6/8#	Omaha, Neb.	L	8-9
2004	6/19#	Omaha, Neb.	W	9-5

**Coral Gables:** Miami leads, 4-2

**Baton Rouge:** Tied, 1-1

**Neutral Site:** Miami leads, 7-4

## LOUISVILLE

### Miami LEADS, 10-9

YEAR	DATE	SITE	W/L	SCORE
2006	2/15	Coral Gables, Fla.	W	13-4
2007	6/1+	Columbia, Mo.	L	7-13
2007	6/3+	Columbia, Mo.	L	7-8
2013	6/1+	Louisville, Ky.	L	4-6
2015	3/7	Louisville, Ky.	L	6-9
2015	3/7	Louisville, Ky.	W	9-5
2015	3/8	Louisville, Ky.	L	4-5
2016	3/18	Coral Gables, Fla.	W	8-4
2016	3/19	Coral Gables, Fla.	W	6-3
2016	3/20	Coral Gables, Fla.	L	3-4
2019	4/18	Louisville, Ky.	L	5-7
2019	4/19	Louisville, Ky.	W	16-11
2019	4/20	Louisville, Ky.	L	6-9
2021	5/20	Louisville, Ky.	W	6-1
2021	5/21	Louisville, Ky.	W	2-0
2021	5/22	Louisville, Ky.	W	3-2
2023	4/27	Louisville, Ky.	W	6-5
2023	4/28	Louisville, Ky.	L	0-11
2023	4/29	Louisville, Ky.	W	10-7

**Coral Gables:** Miami leads, 3-1

**Louisville:** Miami leads, 7-6

**Neutral Site:** Louisville leads, 2-0

## LOYOLA (MD)

### TIED, 1-1

YEAR	DATE	SITE	W/L	SCORE
1972	4/6	New Orleans, La.	L	3-4 (11)
1972	4/7	New Orleans, La.	W	8-3

**Neutral Site:** Tied, 1-1

## LYNN

### MIAMI LEADS, 4-0

YEAR	DATE	SITE	W/L	SCORE
1989	4/25	Coral Gables, Fla.	W	5-3
1996	5/1	Coral Gables, Fla.	W	12-4
1998	2/17	Coral Gables, Fla.	W	18-3
2000	1/26	Coral Gables, Fla.	W	5-4

**Coral Gables:** Miami leads, 4-0

# ALL-TIME SERIES RESULTS

## MAINE

### MIAMI LEADS, 69-14

YEAR	DATE	SITE	W/L	SCORE
1976	4/1	Coral Gables, Fla.	W	3-1
1976	4/2	Coral Gables, Fla.	W	8-2
1976	4/3	Coral Gables, Fla.	W	7-5
1977	3/22	Coral Gables, Fla.	W	8-1
1977	3/25	Coral Gables, Fla.	W	6-1
1977	3/27	Coral Gables, Fla.	W	8-7
1981	3/17	Coral Gables, Fla.	W	11-4
1981	3/20	Coral Gables, Fla.	W	15-10
1981	3/22	Coral Gables, Fla.	W	15-9
1981	3/25	Coral Gables, Fla.	W	3-2
1981	5/31#	Omaha, Neb.	W	6-1
1982	6/4#	Omaha, Neb.	W	7-2
1982	6/11#	Omaha, Neb.	W	10-4
1983	3/15	Coral Gables, Fla.	W	14-5
1983	3/18	Coral Gables, Fla.	W	7-5
1983	3/20	Coral Gables, Fla.	W	7-3
1983	3/22	Coral Gables, Fla.	W	6-1
1984	5/6	Orono, Maine	L	1-3
1984	5/6	Orono, Maine	L	0-5
1984	6/3#	Omaha, Neb.	W	13-7
1985	3/8	Coral Gables, Fla.	W	10-1
1985	3/9	Coral Gables, Fla.	W	9-3
1985	3/20	Coral Gables, Fla.	W	5-3
1985	3/23	Coral Gables, Fla.	W	9-4
1985	3/24	Coral Gables, Fla.	L	2-3 (10)
1986	3/7	Coral Gables, Fla.	W	7-6
1986	3/17	Coral Gables, Fla.	W	2-1
1986	3/19	Coral Gables, Fla.	W	9-3
1986	3/22	Coral Gables, Fla.	W	6-2
1986	3/23	Coral Gables, Fla.	L	6-8
1986	5/12	Orono, Maine	W	9-6
1986	5/13	Old Orchard, Maine	L	6-9
1986	5/14	Old Orchard, Maine	W	9-1
1987	3/7	Coral Gables, Fla.	W	14-6
1987	3/8	Coral Gables, Fla.	L	9-10
1987	3/11	Coral Gables, Fla.	W	9-4
1987	3/18	Coral Gables, Fla.	W	5-0
1987	3/23	Coral Gables, Fla.	W	10-4
1988	3/4	Coral Gables, Fla.	W	13-1
1988	3/5	Coral Gables, Fla.	W	10-1
1988	3/18	Coral Gables, Fla.	L	3-6
1988	3/20	Coral Gables, Fla.	W	6-5 (10)
1988	3/20	Coral Gables, Fla.	W	3-2
1988	5/13	Orono, Maine	W	8-1
1988	5/14	Old Orchard, Maine	W	11-3
1988	5/15	Old Orchard, Maine	L	5-6 (13)
1988	5/16	Orono, Maine	W	13-5
1989	3/17	Coral Gables, Fla.	W	8-1
1989	3/18	Coral Gables, Fla.	W	2-0
1989	3/19	Coral Gables, Fla.	L	3-4
1990	5/11	Orono, Maine	L	1-4
1990	5/12	Orono, Maine	L	5-9
1990	5/14	Orono, Maine	L	0-4
1990	5/14	Orono, Maine	W	6-4 (7)
1991	3/13	Coral Gables, Fla.	W	2-1
1991	3/15	Coral Gables, Fla.	W	5-3
1991	3/16	Coral Gables, Fla.	W	9-0
1991	3/17	Coral Gables, Fla.	W	7-0
1992	5/8	Orono, Maine	W	5-1
1992	5/9	Orono, Maine	W	8-7 (10)
1992	5/10	Orono, Maine	W	5-1
1993	3/19	Coral Gables, Fla.	W	6-5
1993	3/20	Coral Gables, Fla.	W	11-10

YEAR	DATE	SITE	W/L	SCORE
1995	3/17	Coral Gables, Fla.	W	10-0
1995	3/18	Coral Gables, Fla.	W	12-6
1995	3/19	Coral Gables, Fla.	W	10-3
1996	3/15	Coral Gables, Fla.	W	17-4
1996	3/16	Coral Gables, Fla.	W	10-3
1996	3/17	Coral Gables, Fla.	W	15-3
2004	3/4	Coral Gables, Fla.	W	9-3
2007	3/13	Coral Gables, Fla.	W	4-2
2008	3/12	Coral Gables, Fla.	W	7-5
2013	3/5	Coral Gables, Fla.	W	6-2
2014	2/14	Coral Gables, Fla.	W	6-3
2014	2/15	Coral Gables, Fla.	L	1-3
2014	2/16	Coral Gables, Fla.	W	11-2
2016	3/8	Coral Gables, Fla.	W	6-2
2017	3/14	Coral Gables, Fla.	W	4-3
2017	3/15	Coral Gables, Fla.	W	7-2
2018	3/2	Coral Gables, Fla.	L	1-6
2018	3/3	Coral Gables, Fla.	W	7-6 (16)
2018	3/4	Coral Gables, Fla.	W	7-1
2023	6/2+	Coral Gables, Fla.	W	9-1

**Coral Gables:** Miami leads, 56-7

**Orono:** Miami leads, 7-5

**Neutral Site:** Miami leads, 6-2

## MANHATTAN

### MIAMI LEADS, 8-1

YEAR	DATE	SITE	W/L	SCORE
2006	3/15	Coral Gables, Fla.	W	12-2
2006	6/3+	Lincoln, Neb.	W	8-2
2006	6/4+	Lincoln, Neb.	W	10-4
2010	2/26	Coral Gables, Fla.	W	7-3
2010	2/27	Coral Gables, Fla.	W	18-1
2010	2/28	Coral Gables, Fla.	L	7-12
2016	3/4	Coral Gables, Fla.	W	10-0
2016	3/5	Coral Gables, Fla.	W	14-4
2016	3/6	Coral Gables, Fla.	W	7-4

**Coral Gables:** Miami leads, 6-1

**Neutral Site:** Miami leads, 2-0

## MARIST

### MIAMI LEADS, 1-0

YEAR	DATE	SITE	W/L	SCORE
1999	3/19	Homestead, Fla.	W	15-1

**Neutral Site:** Miami leads, 1-0

## MARSHALL

### MIAMI LEADS, 4-0

YEAR	DATE	SITE	W/L	SCORE
1978	5/21+	Coral Gables, Fla.	W	6-0
1978	5/22+	Coral Gables, Fla.	W	5-1
1979	2/16	Coral Gables, Fla.	W	7-5
1979	2/17	Coral Gables, Fla.	W	8-3

**Coral Gables:** Miami leads, 4-0

# ALL-TIME SERIES RESULTS

## MARYLAND

### MIAMI LEADS, 15-6

YEAR	DATE	SITE	W/L	SCORE
2005	4/29	Coral Gables, Fla.	W	4-3
2005	4/30	Coral Gables, Fla.	W	12-8
2005	5/1	Coral Gables, Fla.	L	9-11
2006	3/24	College Park, Md.	W	10-2
2006	3/25	College Park, Md.	L	4-5
2006	3/26	College Park, Md.	W	3-1
2007	3/16	Coral Gables, Fla.	W	13-3
2007	3/17	Coral Gables, Fla.	W	4-3
2007	3/18	Coral Gables, Fla.	L	4-5
2010	4/30	Coral Gables, Fla.	W	5-1
2010	5/1	Coral Gables, Fla.	W	6-4
2010	5/2	Coral Gables, Fla.	W	9-1
2011	4/15	College Park, Md.	W	10-4
2011	4/17	College Park, Md.	L	2-10
2011	4/17	College Park, Md.	W	5-2
2012	3/23	Coral Gables, Fla.	W	4-1
2012	3/24	Coral Gables, Fla.	W	9-1
2012	3/25	Coral Gables, Fla.	L	4-6
2013	4/12	College Park, Md.	W	1-0 (13)
2013	4/13	College Park, Md.	W	5-3
2013	4/14	College Park, Md.	L	2-7

**Coral Gables:** Miami leads, 9-3

**College Park:** Miami leads, 6-3

## UMBC

### MIAMI LEADS, 5-0

YEAR	DATE	SITE	W/L	SCORE
1992	5/22+	Coral Gables, Fla.	W	3-1
2009	3/18	Coral Gables, Fla.	W	11-1
2019	3/1	Coral Gables, Fla.	W	8-2
2019	3/2	Coral Gables, Fla.	W	3-2
2019	3/3	Coral Gables, Fla.	W	20-1

**Coral Gables:** Miami leads, 5-0

## MASSACHUSETTS

### MIAMI LEADS, 6-1

YEAR	DATE	SITE	W/L	SCORE
1976	3/22	Coral Gables, Fla.	W	10-1
1976	3/25	Coral Gables, Fla.	W	18-6
1977	3/21	Coral Gables, Fla.	W	4-3 (10)
1977	3/24	Coral Gables, Fla.	L	2-3 (11)
1978	3/22	Coral Gables, Fla.	W	3-0
1978	3/25	Coral Gables, Fla.	W	19-4
1995	5/26+	Coral Gables, Fla.	W	3-1

**Coral Gables:** Miami leads, 6-1

## McNEESE STATE

### MIAMI LEADS, 1-0

YEAR	DATE	SITE	W/L	SCORE
1988	3/30	Coral Gables, Fla.	W	19-1

**Coral Gables:** Miami leads, 1-0

## MEMPHIS

### MIAMI LEADS, 2-0

YEAR	DATE	SITE	W/L	SCORE
1974	3/13	Coral Gables, Fla.	W	9-3
1974	3/14	Coral Gables, Fla.	W	5-2

**Coral Gables:** Miami leads, 2-0

## MERCER

### MIAMI LEADS, 27-3

YEAR	DATE	SITE	W/L	SCORE
1967	4/19	Macon, Ga.	W	5-2 (14)
1975	3/14	Coral Gables, Fla.	W	11-0
1975	3/18	Coral Gables, Fla.	L	2-6
1976	3/17	Coral Gables, Fla.	W	4-1
1976	3/18	Coral Gables, Fla.	W	5-4
1976	3/19	Coral Gables, Fla.	W	11-3
1978	4/14	Atlanta, Ga.	W	8-1
1978	4/14	Atlanta, Ga.	W	8-4
1980	5/8	Macon, Ga.	W	9-2
1980	5/9	Macon, Ga.	W	8-2
1980	5/10	Macon, Ga.	W	4-3
1982	2/22	Coral Gables, Fla.	W	15-8
1982	2/23	Coral Gables, Fla.	W	10-2
1982	2/24	Coral Gables, Fla.	W	9-0 (F)
1983	2/28	Coral Gables, Fla.	W	11-10
1983	3/1	Coral Gables, Fla.	W	13-6
1983	3/2	Coral Gables, Fla.	W	7-4
1985	3/18	Coral Gables, Fla.	W	14-2
1985	3/23	Coral Gables, Fla.	W	5-1
1988	2/5	Coral Gables, Fla.	W	9-0
1988	2/6	Coral Gables, Fla.	W	17-7
1988	2/7	Coral Gables, Fla.	W	24-1 (7)
1989	5/12	Coral Gables, Fla.	W	12-3
1989	5/13	Coral Gables, Fla.	W	9-4
1989	5/14	Coral Gables, Fla.	W	10-3
1995	5/5	Coral Gables, Fla.	W	11-5
1995	5/6	Coral Gables, Fla.	W	8-2
1995	5/7	Coral Gables, Fla.	W	6-1
2007	2/2	Coral Gables, Fla.	L	5-6
2008	2/3	Coral Gables, Fla.	L	5-8

**Coral Gables:** Miami leads, 22-3

**Macon:** Miami leads, 3-0

**Neutral Site:** Miami leads, 2-0

## MIAMI (OH)

### MIAMI (OH) LEADS, 4-3

YEAR	DATE	SITE	W/L	SCORE
1977	3/14	Coral Gables, Fla.	L	4-7
1977	3/17	Coral Gables, Fla.	L	4-5
1978	3/18	Coral Gables, Fla.	L	4-7
1980	3/19	Coral Gables, Fla.	W	7-2
1981	3/16	Coral Gables, Fla.	L	1-4
1981	3/19	Coral Gables, Fla.	W	6-0
2012	3/7	Coral Gables, Fla.	W	4-3

**Coral Gables:** Miami (OH) leads, 4-3

# ALL-TIME SERIES RESULTS

## MICHIGAN

### MIAMI LEADS, 9-2-1

YEAR	DATE	SITE	W/L	SCORE
1958		Coral Gables, Fla.	L	4-5 (11)
1980	6/2#	Omaha, Neb.	W	3-2
1981	3/24	Coral Gables, Fla.	W	3-2 (10)
1981	3/27	Coral Gables, Fla.	W	12-3
1981	3/28	Coral Gables, Fla.	W	10-3
1986	4/4	Minneapolis, Minn.	W	10-5 (7)
1986	4/6	Minneapolis, Minn.	L	5-7 (10)
1993	2/24	Coral Gables, Fla.	W	4-3
1993	2/25	Coral Gables, Fla.	W	8-1
2000	3/17	Coral Gables, Fla.	W	12-5
2000	3/18	Coral Gables, Fla.	W	10-3
2000	3/19	Coral Gables, Fla.	T	6-6 (10)

**Coral Gables:** Miami leads, 2-1

**Neutral Site:** Miami leads, 7-1-1

YEAR	DATE	SITE	W/L	SCORE
1976	3/30	Coral Gables, Fla.	W	13-3
1984	3/21	Coral Gables, Fla.	W	9-7
1984	3/23	Coral Gables, Fla.	W	5-3
1985	3/19	Coral Gables, Fla.	W	11-3
1985	3/22	Coral Gables, Fla.	W	18-5 (7)
1985	3/27	Coral Gables, Fla.	W	6-3
1985	3/29	Coral Gables, Fla.	W	5-1
1985	3/30	Coral Gables, Fla.	L	6-7
1986	3/27	Coral Gables, Fla.	L	2-3
1987	3/25	Coral Gables, Fla.	W	6-3
1988	3/25	Coral Gables, Fla.	L	6-7
1988	3/26	Coral Gables, Fla.	L	4-5
1988	3/27	Coral Gables, Fla.	W	10-8 (10)
1989	3/27	Coral Gables, Fla.	W	7-5
1996	3/6	Coral Gables, Fla.	W	10-3
2000	3/8	Coral Gables, Fla.	L	11-13
2006	3/8	Coral Gables, Fla.	W	9-4

**Coral Gables:** Miami leads, 41-18-2

## MICHIGAN STATE

### MIAMI LEADS, 41-18-2

YEAR	DATE	SITE	W/L	SCORE
1965	3/22	Coral Gables, Fla.	L	1-2
1965	3/23	Coral Gables, Fla.	W	2-1
1965	3/24	Coral Gables, Fla.	L	2-13
1966	3/23	Coral Gables, Fla.	W	6-2
1966	3/24	Coral Gables, Fla.	T	6-6
1967	3/20	Coral Gables, Fla.	L	3-11
1967	3/22	Coral Gables, Fla.	W	5-1
1967	3/25	Coral Gables, Fla.	W	2-1
1967	4/1	Coral Gables, Fla.	W	
1968	3/19	Coral Gables, Fla.	W	5-1
1968	3/23	Coral Gables, Fla.	W	7-4
1968	3/26	Coral Gables, Fla.	W	4-3
1968	3/30	Coral Gables, Fla.	W	2-1
1969	3/17	Coral Gables, Fla.	W	11-0
1969	3/18	Coral Gables, Fla.	W	8-7
1969	3/22	Coral Gables, Fla.	W	3-0
1969	3/28	Coral Gables, Fla.	L	3-4 (11)
1970	3/26	Coral Gables, Fla.	L	1-3
1970	4/1	Coral Gables, Fla.	T	6-6 (10)
1970	4/3	Coral Gables, Fla.	L	6-11
1970	4/4	Coral Gables, Fla.	L	3-5
1971	3/22	Coral Gables, Fla.	L	2-10
1971	3/27	Coral Gables, Fla.	L	0-4
1971	3/31	Coral Gables, Fla.	L	0-6
1971	4/1	Coral Gables, Fla.	W	4-2
1972	3/22	Coral Gables, Fla.	W	6-5 (10)
1972	3/25	Coral Gables, Fla.	W	3-2 (10)
1972	3/29	Coral Gables, Fla.	L	1-6
1972	4/1	Coral Gables, Fla.	W	6-0
1973	3/21	Coral Gables, Fla.	W	15-2
1973	3/22	Coral Gables, Fla.	W	8-1
1973	3/28	Coral Gables, Fla.	L	1-2
1973	3/31	Coral Gables, Fla.	L	6-13
1974	3/23	Coral Gables, Fla.	W	4-1
1974	3/27	Coral Gables, Fla.	W	10-3
1974	3/30	Coral Gables, Fla.	W	13-3
1975	3/15	Coral Gables, Fla.	W	4-2
1975	3/18	Coral Gables, Fla.	W	14-1
1975	3/19	Coral Gables, Fla.	W	6-1
1976	3/20	Coral Gables, Fla.	W	6-2
1976	3/24	Coral Gables, Fla.	W	6-5
1976	3/27	Coral Gables, Fla.	W	9-6
1976	3/29	Coral Gables, Fla.	W	10-0
1976	3/29	Coral Gables, Fla.	W	9-3

## MIDDLE TENNESSEE

### MIAMI LEADS, 4-0

YEAR	DATE	SITE	W/L	SCORE
1973	3/13	Coral Gables, Fla.	W	11-7
1973	3/15	Coral Gables, Fla.	W	8-0
1973	3/16	Coral Gables, Fla.	W	6-3
1981	5/22+	Coral Gables, Fla.	W	2-0

**Coral Gables:** Miami leads, 4-0

## MINNESOTA

### MIAMI LEADS, 15-3

YEAR	DATE	SITE	W/L	SCORE
1981	5/21+	Coral Gables, Fla.	W	12-0
1986	4/5	Minneapolis, Minn.	L	3-7
1989	3/3	Coral Gables, Fla.	W	5-4
1989	3/4	Coral Gables, Fla.	W	13-4
1989	3/5	Coral Gables, Fla.	W	7-6
1990	3/31	Minneapolis, Minn.	W	3-0 (7)
1991	3/19	Coral Gables, Fla.	W	5-0
1991	3/20	Coral Gables, Fla.	L	0-9
1991	3/24	Coral Gables, Fla.	W	10-2
1994	2/25	Coral Gables, Fla.	W	14-4
1994	2/26	Coral Gables, Fla.	L	0-2
1994	2/27	Coral Gables, Fla.	W	5-2
1994	5/29+	Coral Gables, Fla.	W	11-3
2001	3/3	Minneapolis, Minn.	W	10-1
2002	2/15	Coral Gables, Fla.	W	10-4
2002	2/16	Coral Gables, Fla.	W	21-17
2002	2/17	Coral Gables, Fla.	W	7-6
2004	2/29	Coral Gables, Fla.	W	9-2

**Coral Gables:** Miami leads, 13-2

**Minneapolis:** Miami leads, 2-1

# ALL-TIME SERIES RESULTS

## MISSISSIPPI

### MIAMI LEADS, 4-2

YEAR	DATE	SITE	W/L	SCORE
1977	5/21+	Coral Gables, Fla.	W	5-2
2006	6/10\$	Oxford, Miss.	L	9-11
2006	6/11	Oxford, Miss.	W	7-0
2006	6/12	Oxford, Miss.	W	14-9
2008	6/1+	Coral Gables, Fla.	W	11-2
2022	6/5+	Coral Gables, Fla.	L	1-2

**Coral Gables:** Miami leads, 2-1

**Oxford:** Miami leads, 2-1

## MISSISSIPPI STATE

### MIAMI LEADS, 3-2

YEAR	DATE	SITE	W/L	SCORE
1971	5/28+	Gastonia, N.C.	L	3-7
1985	6/8#	Omaha, Neb.	W	6-5
2005	6/4+	Coral Gables, Fla.	W	4-1
2005	6/5+	Coral Gables, Fla.	W	10-4
2019	6/2+	Starkville, Miss.	L	2-5

**Coral Gables:** Miami leads, 2-0

**Starkville:** Mississippi State leads, 1-0

**Neutral Site:** Tied, 1-1

## MISSOURI

### MIAMI LEADS, 1-1

YEAR	DATE	SITE	W/L	SCORE
2008	5/31+	Coral Gables, Fla.	W	6-5
2018	2/21	Coral Gables, Fla.	L	0-9

**Coral Gables:** Tied, 1-1

## MISSOURI STATE

### MIAMI LEADS, 2-1

YEAR	DATE	SITE	W/L	SCORE
1996	5/26+	Austin, Texas	W	8-2
2003	6/17\$	Omaha, Neb.	W	7-5
2012	6/2+	Coral Gables, Fla.	L	2-12

**Coral Gables:** Missouri State leads, 1-0

**Neutral Site:** Miami leads, 2-0

## MONTCLAIR STATE

### MIAMI LEADS, 3-0

YEAR	DATE	SITE	W/L	SCORE
1974	3/25	Coral Gables, Fla.	W	12-3
1974	3/28	Coral Gables, Fla.	W	12-3
1983	3/21	Coral Gables, Fla.	W	11-2

**Coral Gables:** Miami leads, 3-0

## MOREHEAD STATE

### MIAMI LEADS, 1-0

YEAR	DATE	SITE	W/L	SCORE
1977	5/20+	Coral Gables, Fla.	W	6-1

**Coral Gables:** Miami leads, 1-0

## MOUNT ST. MARY'S

### MIAMI LEADS, 1-0

YEAR	DATE	SITE	W/L	SCORE
2009	3/4	Coral Gables, Fla.	W	14-3

**Coral Gables:** Miami leads, 1-0

## MURRAY STATE

### MIAMI LEADS, 1-0

YEAR	DATE	SITE	W/L	SCORE
1975	5/24+	Starkville, Miss.	W	8-7

**Neutral Site:** Miami leads, 1-0

## NAVY

### MIAMI LEADS, 1-0

YEAR	DATE	SITE	W/L	SCORE
1988	3/8	Coral Gables, Fla.	W	9-2

**Coral Gables:** Miami leads, 1-0

## NEBRASKA

### NEBRASKA LEADS, 2-0

YEAR	DATE	SITE	W/L	SCORE
2005	6/10\$	Lincoln, Neb.	L	1-3
2005	6/11\$	Lincoln, Neb.	L	3-6

**Lincoln:** Nebraska leads, 2-0

## NEW HAMPSHIRE

### TIED, 1-1

YEAR	DATE	SITE	W/L	SCORE
1972	3/17	Coral Gables, Fla.	L	4-10
1972	3/18	Coral Gables, Fla.	W	9-3

**Coral Gables:** Miami leads, 2-0

## NJIT

### MIAMI LEADS, 1-0

YEAR	DATE	SITE	W/L	SCORE
2008	3/19	Coral Gables, Fla.	W	13-1

**Coral Gables:** Miami leads, 1-0



# ALL-TIME SERIES RESULTS

## NEW ORLEANS

### MIAMI LEADS, 16-9

YEAR	DATE	SITE	W/L	SCORE
1982	2/26	Coral Gables, Fla.	W	9-6
1982	2/27	Coral Gables, Fla.	L	4-5
1982	2/28	Coral Gables, Fla.	L	6-10
1983	4/28	Coral Gables, Fla.	W	11-5
1983	4/29	Coral Gables, Fla.	L	0-2
1983	4/30	Coral Gables, Fla.	W	9-5
1983	5/1	Coral Gables, Fla.	W	5-4
1983	5/10	New Orleans, La.	L	2-3
1983	5/11	New Orleans, La.	W	6-5
1984	3/1	Coral Gables, Fla.	W	2-0
1984	3/2	Coral Gables, Fla.	L	2-5
1984	3/3	Coral Gables, Fla.	L	9-15
1984	3/4	Coral Gables, Fla.	W	9-3
1985	2/28	Coral Gables, Fla.	W	8-6
1985	3/1	Coral Gables, Fla.	W	10-0
1985	3/2	Coral Gables, Fla.	W	8-3
1985	3/3	Coral Gables, Fla.	W	5-3
1987	4/14	Coral Gables, Fla.	W	9-4
1987	4/15	Coral Gables, Fla.	W	7-5
1987	5/17	Coral Gables, Fla.	L	3-6
1987	5/18	Coral Gables, Fla.	L	5-6
1987	2/21	New Orleans, La.	L	4-5 (10)
1990	4/10	Coral Gables, Fla.	W	5-3
1990	4/11	Coral Gables, Fla.	W	4-2
1991	3/2	New Orleans, La.	W	12-3

**Coral Gables:** Miami leads, 14-7

**New Orleans:** Tied, 2-2

## NEW YORK TECH

### MIAMI LEADS, 16-0

YEAR	DATE	SITE	W/L	SCORE
1978	3/15	Coral Gables, Fla.	W	7-1
1978	3/15	Coral Gables, Fla.	W	6-5
1999	3/26	Coral Gables, Fla.	W	12-3
1999	3/27	Coral Gables, Fla.	W	20-0
2000	5/19	Coral Gables, Fla.	W	6-1
2000	5/20	Coral Gables, Fla.	W	9-8
2000	5/21	Coral Gables, Fla.	W	17-3
2001	5/18	Coral Gables, Fla.	W	17-5
2001	5/19	Coral Gables, Fla.	W	14-7
2001	5/20	Coral Gables, Fla.	W	11-1
2002	5/24	Coral Gables, Fla.	W	16-1
2002	5/25	Coral Gables, Fla.	W	4-2
2002	5/26	Coral Gables, Fla.	W	11-5
2015	5/8	Coral Gables, Fla.	W	26-0
2015	5/9	Coral Gables, Fla.	W	13-1
2015	5/10	Coral Gables, Fla.	W	19-1

**Coral Gables:** Miami leads, 16-0

## NEW YORK UNIVERSITY

### MIAMI LEADS, 2-0

YEAR	DATE	SITE	W/L	SCORE
1966	3/21	Coral Gables, Fla.	W	12-0
1966	3/22	Coral Gables, Fla.	W	16-2

**Coral Gables:** Miami leads, 2-0

## NEWBERRY

### TIED, 1-1

YEAR	DATE	SITE	W/L	SCORE
1940	-	-	W	13-12
1948	4/8	Newberry, S.C.	L	7-13

**Newberry:** Newberry leads, 1-0

## NIAGARA

### MIAMI LEADS, 1-0

YEAR	DATE	SITE	W/L	SCORE
1988	4/5	Coral Gables, Fla.	W	15-2

**Coral Gables:** Miami leads, 1-0

# ALL-TIME SERIES RESULTS

## NORTH CAROLINA

### MIAMI LEADS, 46-37-1

YEAR	DATE	SITE	W/L	SCORE
1976	3/8	Coral Gables, Fla.	W	10-2
1976	3/9	Coral Gables, Fla.	W	2-1(10)
1976	3/9	Coral Gables, Fla.	W	2-1
1976	3/10	Coral Gables, Fla.	L	4-6
1982	2/19	Coral Gables, Fla.	W	17-4
1982	2/20	Coral Gables, Fla.	L	5-6
1982	2/1	Coral Gables, Fla.	W	14-4
1987	5/8	Chapel Hill, N.C.	L	3-4
1987	5/9	Chapel Hill, N.C.	W	9-4
1987	5/10	Chapel Hill, N.C.	W	10-2
1993	5/22	Chapel Hill, N.C.	L	1-3
1995	2/10	Kissimmee, Fla.	W	12-1
1995	5/28+	Coral Gables, Fla.	W	8-4
1998	3/20	Coral Gables, Fla.	W	1-0
1998	3/21	Coral Gables, Fla.	W	8-2
1998	3/22	Coral Gables, Fla.	W	4-2
1998	5/22+	Coral Gables, Fla.	L	5-6
1998	5/24+	Coral Gables, Fla.	W	7-4
2000	1/30	Orlando, Fla.	L	0-9
2002	4/26	Chapel Hill, N.C.	L	4-5
2002	4/27	Chapel Hill, N.C.	W	4-3
2002	4/28	Chapel Hill, N.C.	L	4-5
2004	5/14	Coral Gables, Fla.	L	1-4
2004	5/15	Coral Gables, Fla.	W	4-3
2004	5/16	Coral Gables, Fla.	L	0-2
2005	4/15	Chapel Hill, N.C.	W	17-7
2005	4/16	Chapel Hill, N.C.	W	18-9
2005	4/17	Chapel Hill, N.C.	T	7-7(10)
2006	4/7	Coral Gables, Fla.	L	7-8
2006	4/8	Coral Gables, Fla.	W	9-7
2006	4/9	Coral Gables, Fla.	L	6-8
2007	3/9	Chapel Hill, N.C.	L	5-7
2007	3/10	Chapel Hill, N.C.	L	1-3
2007	3/11	Chapel Hill, N.C.	L	7-11
2008	5/15	Coral Gables, Fla.	W	12-2
2008	5/16	Coral Gables, Fla.	L	6-10
2008	5/17	Coral Gables, Fla.	L	11-12
2009	4/17	Chapel Hill, N.C.	L	0-3
2009	4/18	Chapel Hill, N.C.	L	4-5(10)
2009	4/19	Chapel Hill, N.C.	L	1-4
2010	4/16	Coral Gables, Fla.	W	7-5
2010	4/17	Coral Gables, Fla.	W	11-1
2010	4/18	Coral Gables, Fla.	W	8-7(8)
2011	4/23	Chapel Hill, N.C.	W	13-6(10)
2011	4/24	Chapel Hill, N.C.	W	5-3
2011	4/25	Chapel Hill, N.C.	L	1-8
2011	5/26%	Durham, N.C.	W	7-5
2012	4/6	Coral Gables, Fla.	W	8-0
2012	4/7	Coral Gables, Fla.	W	4-3(14)
2012	4/8	Coral Gables, Fla.	W	4-0
2012	5/24%	Greensboro, N.C.	W	5-3
2013	3/15	Chapel Hill, N.C.	W	4-1
2013	3/16	Chapel Hill, N.C.	L	2-14
2013	3/17	Chapel Hill, N.C.	L	1-4
2013	5/23%	Durham, N.C.	L	10-0(8)
2014	5/16	Coral Gables, Fla.	W	6-5(16)
2014	5/16	Coral Gables, Fla.	L	2-11
2014	5/17	Coral Gables, Fla.	W	2-0
2015	3/27	Chapel Hill, N.C.	W	4-3
2015	3/28	Chapel Hill, N.C.	W	4-3(11)
2015	3/29	Chapel Hill, N.C.	L	3-10
2016	4/1	Coral Gables, Fla.	W	10-4

YEAR	DATE	SITE	W/L	SCORE
2016	4/2	Coral Gables, Fla.	W	7-3
2016	4/3	Coral Gables, Fla.	W	7-4
2017	3/24	Chapel Hill, N.C.	L	2-7
2017	3/25	Chapel Hill, N.C.	L	3-6
2017	3/26	Chapel Hill, N.C.	W	6-2
2017	5/27%	Louisville, Ky.	L	4-12
2018	4/6	Coral Gables, Fla.	L	4-8(12)
2018	4/7	Coral Gables, Fla.	L	6-9
2018	4/8	Coral Gables, Fla.	W	7-5(5)
2019	3/15	Chapel Hill, N.C.	W	6-4
2019	3/16	Chapel Hill, N.C.	L	3-9
2019	3/17	Chapel Hill, N.C.	L	5-8
2019	5/24%	Durham, N.C.	L	5-7(11)
2021	4/23	Chapel Hill, N.C.	L	2-4
2021	4/24	Chapel Hill, N.C.	L	5-6
2021	4/25	Chapel Hill, N.C.	W	8-1
2022	3/25	Coral Gables, Fla.	W	8-5
2022	3/26	Coral Gables, Fla.	W	7-3
2022	3/27	Coral Gables, Fla.	W	3-2
2023	4/13	Chapel Hill, N.C.	W	5-4
2023	4/14-4/15	Chapel Hill, N.C.	L	8-9(11)
2023	4/15	Chapel Hill, N.C.	W	4-3

**Coral Gables:** Miami leads, 28-12

**Chapel Hill:** North Carolina leads, 21-15-1

**Neutral Site:** North Carolina leads, 4-3

# ALL-TIME SERIES RESULTS

## NORTH CAROLINA STATE

### MIAMI LEADS, 40-22

YEAR	DATE	SITE	W/L	SCORE
1989	5/19	Chapel Hill, N.C.	W	7-4
1990	5/28+	Coral Gables, Fla.	W	6-1
1991	3/5	Coral Gables, Fla.	W	11-3
1991	3/6	Coral Gables, Fla.	L	2-4
1992	5/24	Coral Gables, Fla.	W	5-4
1993	5/21	Chapel Hill, N.C.	L	7-14
1999	4/9	Coral Gables, Fla.	W	7-4
1999	4/10	Coral Gables, Fla.	L	9-13
1999	4/11	Coral Gables, Fla.	W	7-6
2000	4/21	Durham, N.C.	W	12-0
2000	4/22	Raleigh, N.C.	W	19-1
2000	4/23	Raleigh, N.C.	L	4-5
2003	6/7\$	Coral Gables, Fla.	W	10-9
2003	6/8\$	Coral Gables, Fla.	W	11-5 (11)
2004	6/5+	Coral Gables, Fla.	W	19-5
2005	3/4	Coral Gables, Fla.	W	6-1
2005	3/5	Coral Gables, Fla.	L	5-11
2005	3/6	Coral Gables, Fla.	W	13-7
2005	5/25%	Jacksonville, Fla.	L	1-2
2006	4/28	Raleigh, N.C.	L	2-9
2006	4/29	Raleigh, N.C.	W	9-6
2006	4/30	Raleigh, N.C.	W	12-10
2007	4/13	Coral Gables, Fla.	L	3-5
2007	4/14	Coral Gables, Fla.	W	5-1
2007	4/15	Coral Gables, Fla.	L	9-19
2008	3/14	Raleigh, N.C.	W	12-5
2008	3/15	Raleigh, N.C.	W	2-1
2008	3/16	Raleigh, N.C.	L	10-11
2008	5/24%	Jacksonville, Fla.	W	5-2
2009	3/6	Coral Gables, Fla.	W	7-6 (12)
2009	3/7	Coral Gables, Fla.	W	4-0
2009	3/8	Coral Gables, Fla.	W	9-7
2010	3/26	Raleigh, N.C.	W	6-5
2010	3/27	Raleigh, N.C.	L	6-7 (11)
2010	3/28	Raleigh, N.C.	W	4-0
2011	4/8	Coral Gables, Fla.	W	4-1
2011	4/9	Coral Gables, Fla.	W	14-13 (10)
2011	4/10	Coral Gables, Fla.	W	3-0
2012	3/23%	Greensboro, N.C.	L	2-3
2013	5/24%	Durham, N.C.	L	1-7
2014	3/28	Raleigh, N.C.	W	2-1
2014	3/29	Raleigh, N.C.	W	2-1
2014	3/30	Raleigh, N.C.	W	12-5
2015	3/13	Coral Gables, Fla.	W	3-2 (10)
2015	3/14	Coral Gables, Fla.	W	9-2
2015	3/15	Coral Gables, Fla.	W	6-0
2015	5/22%	Durham, N.C.	L	4-5 (12)
2016	5/26	Durham, N.C.	W	8-7
2017	3/17	Raleigh, N.C.	L	3-5
2017	3/18	Raleigh, N.C.	L	2-5
2017	3/19	Raleigh, N.C.	W	7-5
2019	3/22	Coral Gables, Fla.	L	3-6
2019	3/23	Coral Gables, Fla.	L	6-7
2019	3/24	Coral Gables, Fla.	L	4-6
2021	3/5	Raleigh, N.C.	L	5-11
2021	3/6	Raleigh, N.C.	W	6-4
2021	3/7	Raleigh, N.C.	W	6-4
2022	5/25%	Charlotte, N.C.	L	6-9
2023	3/10	Coral Gables, Fla.	W	9-8
2023	3/11	Coral Gables, Fla.	W	8-1
2023	3/12	Coral Gables, Fla.	L	4-14
2023	5/25%	Durham, N.C.	W	4-2

**Coral Gables:** Miami leads, 22-9

**Raleigh:** Miami leads, 13-7

**Neutral Site:** NC State leads, 6-5

## NORTH DAKOTA STATE

### MIAMI LEADS, 3-0

YEAR	DATE	SITE	W/L	SCORE
2022	5/6	Coral Gables, Fla.	W	22-0
2022	5/7	Coral Gables, Fla.	W	16-1
2022	5/8	Coral Gables, Fla.	W	6-4

**Coral Gables:** Miami leads, 3-0

## NORTH FLORIDA

### MIAMI LEADS, 4-2

YEAR	DATE	SITE	W/L	SCORE
1990	4/6	Coral Gables, Fla.	W	3-1
1991	4/9	Coral Gables, Fla.	W	8-7
1992	4/15	Coral Gables, Fla.	W	3-2
2007	4/18	Coral Gables, Fla.	L	2-3
2008	5/13	Coral Gables, Fla.	W	5-2
2009	4/28	Coral Gables, Fla.	L	1-10

**Coral Gables:** Miami leads, 4-2

## NORTHEASTERN

### MIAMI LEADS, 10-0

YEAR	DATE	SITE	W/L	SCORE
1990	3/28	Coral Gables, Fla.	W	12-1
1991	3/29	Coral Gables, Fla.	W	9-3
1991	3/30	Coral Gables, Fla.	W	17-4 (7)
1991	3/30	Coral Gables, Fla.	W	8-1
1994	3/29	Coral Gables, Fla.	W	2-0
1995	3/29	Coral Gables, Fla.	W	11-4
2001	3/23	Coral Gables, Fla.	W	5-3
2001	3/24	Coral Gables, Fla.	W	5-2
2001	3/25	Coral Gables, Fla.	W	5-3
2005	3/2	Coral Gables, Fla.	W	5-1

**Coral Gables:** Miami leads, 10-0

## NORTHERN IOWA

### MIAMI LEADS, 2-0

YEAR	DATE	SITE	W/L	SCORE
1973	3/27	Coral Gables, Fla.	W	17-1
1973	3/30	Coral Gables, Fla.	W	6-4

**Coral Gables:** Miami leads, 2-0

## NORTHWESTERN

### MIAMI LEADS, 2-0

YEAR	DATE	SITE	W/L	SCORE
2000	3/22	Coral Gables, Fla.	W	4-2
2002	3/26	Coral Gables, Fla.	W	5-3

**Coral Gables:** Miami leads, 2-0

# ALL-TIME SERIES RESULTS

## NOTRE DAME

### MIAMI LEADS, 23-8

YEAR	DATE	SITE	W/L	SCORE
1970	3/30	Coral Gables, Fla.	W	7-3 (7)
1970	3/30	Coral Gables, Fla.	W	6-2 (7)
1989	3/8	Coral Gables, Fla.	L	2-4
1992	3/27	Coral Gables, Fla.	L	1-2
1992	3/28	Coral Gables, Fla.	W	18-6
1992	3/29	Coral Gables, Fla.	W	6-5 (11)
1992	5/23+	Coral Gables, Fla.	L	3-6
1992	5/25+	Coral Gables, Fla.	W	5-1
1994	4/2	South Bend, Ind.	W	19-7
1994	4/2	South Bend, Ind.	W	5-2
1994	4/3	South Bend, Ind.	W	4-2
1995	3/24	Coral Gables, Fla.	W	9-4
1995	3/25	Coral Gables, Fla.	W	12-4
1995	3/26	Coral Gables, Fla.	L	2-5
1998	2/20	Coral Gables, Fla.	W	18-3
1998	2/21	Coral Gables, Fla.	W	27-2
1998	2/22	Coral Gables, Fla.	W	17-3
1999	5/11	South Bend, Ind.	W	5-3
1999	5/12	South Bend, Ind.	L	0-1
2014	4/19	Coral Gables, Fla.	W	3-2
2014	4/20	Coral Gables, Fla.	L	4-7
2014	4/21	Coral Gables, Fla.	W	6-3
2015	5/23%	Durham, N.C.	W	6-5
2016	4/10	South Bend, Ind.	W	10-2
2018	3/9	Coral Gables, Fla.	W	3-0
2018	3/10	Coral Gables, Fla.	W	9-0
2018	3/10	Coral Gables, Fla.	L	5-9 (10)
2018	5/22%	Durham, N.C.	W	6-2
2022	5/19	Coral Gables, Fla.	W	6-4
2022	5/20	Coral Gables, Fla.	L	0-5
2022	5/21	Coral Gables, Fla.	W	16-7

**Coral Gables:** Miami leads, 16-7

**South Bend:** Miami leads, 5-1

**Neutral:** Miami leads, 2-0

## NOVA SOUTHEASTERN

### MIAMI LEADS, 5-0

YEAR	DATE	SITE	W/L	SCORE
1990	4/27	Coral Gables, Fla.	W	19-2
1992	4/29	Coral Gables, Fla.	W	12-5
1993	4/21	Coral Gables, Fla.	W	9-4
1996	4/2	Coral Gables, Fla.	W	13-2
2016	4/12	Coral Gables, Fla.	W	8-3

**Coral Gables:** Miami leads, 5-0

## OHIO STATE

### OHIO STATE LEADS, 15-12-2

YEAR	DATE	SITE	W/L	SCORE
1959	3/21	Coral Gables, Fla.	L	0-4
1961	3/18	Coral Gables, Fla.	W	6-5
1961	3/18	Coral Gables, Fla.	T	2-2
1961	3/21	Coral Gables, Fla.	T	4-4
1961	3/22	Coral Gables, Fla.	L	4-6
1962	3/19	Coral Gables, Fla.	W	4-1
1962	3/20	Coral Gables, Fla.	L	8-12
1962	3/21	Coral Gables, Fla.	W	7-3
1963	3/16	Coral Gables, Fla.	L	3-4 (11)
1964	3/23	Coral Gables, Fla.	L	7-10
1964	3/24	Coral Gables, Fla.	L	4-8
1964	3/25	Coral Gables, Fla.	L	1-3
1964	3/28	Coral Gables, Fla.	L	2-4
1966	3/19	Coral Gables, Fla.	L	3-10
1966	3/19	Coral Gables, Fla.	W	7-6
1966	3/26	Coral Gables, Fla.	L	0-5
1968	3/20	Coral Gables, Fla.	L	1-3
1968	3/22	Coral Gables, Fla.	L	1-3
1970	3/25	Coral Gables, Fla.	L	5-12
1971	3/23	Coral Gables, Fla.	W	7-6
1971	3/26	Coral Gables, Fla.	W	12-2
1972	3/21	Coral Gables, Fla.	W	13-3
1972	3/24	Coral Gables, Fla.	L	4-7
1973	3/19	Coral Gables, Fla.	W	6-5
1973	3/23	Coral Gables, Fla.	W	10-4
1974	3/19	Coral Gables, Fla.	W	16-1
1974	3/22	Coral Gables, Fla.	W	5-0
1999	3/22	Coral Gables, Fla.	W	23-3
2009	3/24	Coral Gables, Fla.	L	1-7

**Coral Gables:** Ohio State leads, 15-12-2

## OKLAHOMA

### OKLAHOMA LEADS, 2-1

YEAR	DATE	SITE	W/L	SCORE
1974	6/10#	Omaha, Neb.	W	5-1
1976	5/28+	Arlington, Texas	L	3-11
1985	4/6	Oklahoma City, Okla.	L	1-7

**Neutral Site:** Oklahoma leads, 2-1

## OKLAHOMA STATE

### MIAMI LEADS, 5-4

YEAR	DATE	SITE	W/L	SCORE
1979	3/12	Coral Gables, Fla.	L	1-2
1979	3/15	Coral Gables, Fla.	W	6-0
1980	3/14	Coral Gables, Fla.	W	2-1
1981	6/3#	Omaha, Neb.	L	6-12
1985	6/6#	Omaha, Neb.	W	2-1
1986	5/31#	Omaha, Neb.	W	6-2
2001	2/11	Coral Gables, Fla.	L	3-9
2013	5/31+	Louisville, Ky.	W	7-0
2013	6/2+	Louisville, Ky.	L	1-7

**Coral Gables:** Tied, 2-2

**Neutral Site:** Miami leads, 3-2

# ALL-TIME SERIES RESULTS

## ORAL ROBERTS

### MIAMI LEADS, 9-4

YEAR	DATE	SITE	W/L	SCORE
1978	6/5#	Omaha, Neb.	W	5-3
1984	5/14	Tulsa, Okla.	W	13-4
1984	5/15	Tulsa, Okla.	L	3-4
1997	5/15	Coral Gables, Fla.	W	20-3
1997	5/16	Coral Gables, Fla.	W	7-3
1997	5/17	Coral Gables, Fla.	W	7-3
2003	4/4	Coral Gables, Fla.	W	8-5
2003	4/5	Coral Gables, Fla.	L	1-18
2003	4/6	Coral Gables, Fla.	W	11-8
2005	3/31	Coral Gables, Fla.	W	1-0
2005	4/1	Coral Gables, Fla.	W	17-6
2005	4/2	Coral Gables, Fla.	L	3-4
2005	4/3	Coral Gables, Fla.	L	8-12

**Coral Gables:** Miami leads, 7-3

**Tulsa:** Tied, 1-1

**Neutral Site:** Miami leads, 1-0

## OREGON STATE

### TIED, 1-1

YEAR	DATE	SITE	W/L	SCORE
2006	6/17#	Omaha, Neb.	W	11-1
2006	6/20#	Omaha, Neb.	L	1-8

**Neutral Site:** Tied, 1-1

## PACE

### MIAMI LEADS, 10-0

YEAR	DATE	SITE	W/L	SCORE
1969	4/7	Coral Gables, Fla.	W	11-4
1969	4/11	Coral Gables, Fla.	W	11-4
1969	4/12	Coral Gables, Fla.	W	3-1
1971	4/16	Coral Gables, Fla.	W	9-1
1989	3/15	Coral Gables, Fla.	W	6-3
1992	3/15	Coral Gables, Fla.	W	12-0
1994	3/9	Coral Gables, Fla.	W	8-2
2003	5/2	Coral Gables, Fla.	W	27-1
2003	5/3	Coral Gables, Fla.	W	23-1
2003	5/4	Coral Gables, Fla.	W	20-2

**Coral Gables:** Miami leads, 10-0

## PENN STATE

### MIAMI LEADS, 9-1

YEAR	DATE	SITE	W/L	SCORE
1970	3/23	Coral Gables, Fla.	W	5-4
1971	3/29	Coral Gables, Fla.	W	10-1
1971	4/1	Coral Gables, Fla.	W	6-5
2004	3/27	Coral Gables, Fla.	W	6-1
2004	3/27	Coral Gables, Fla.	W	1-0
2004	3/28	Coral Gables, Fla.	W	11-3
2008	3/11	Coral Gables, Fla.	W	10-0
2023	2/17	Coral Gables, Fla.	L	5-9
2023	2/18	Coral Gables, Fla.	W	10-2
2023	2/19	Coral Gables, Fla.	W	3-2

**Coral Gables:** Miami leads, 9-1

## PENNSYLVANIA

### MIAMI LEADS, 1-0

YEAR	DATE	SITE	W/L	SCORE
1991	3/14	Coral Gables, Fla.	W	9-3

**Coral Gables:** Miami leads, 1-0

## PEPPERDINE

### PEPPERDINE LEADS, 1-0

YEAR	DATE	SITE	W/L	SCORE
1979	6/2#	Omaha, Neb.	L	3-9

**Neutral Site:** Pepperdine leads, 1-0

## PITT

### MIAMI LEADS, 27-9

YEAR	DATE	SITE	W/L	SCORE
1969	3/25	Coral Gables, Fla.	W	8-2
1969	3/26	Coral Gables, Fla.	W	8-2
1969	3/30	Coral Gables, Fla.	W	3-1
2001	3/7	Coral Gables, Fla.	W	6-2
2005	3/8	Coral Gables, Fla.	W	3-0
2009	3/11	Coral Gables, Fla.	W	11-6
2014	4/11	Coral Gables, Fla.	W	12-2
2014	4/12	Coral Gables, Fla.	W	1-0
2014	4/13	Coral Gables, Fla.	W	7-2
2015	5/2	Pittsburgh, Pa.	W	9-5
2015	5/2	Pittsburgh, Pa.	W	12-0
2015	5/3	Pittsburgh, Pa.	W	9-3
2016	5/13	Coral Gables, Fla.	W	7-6
2016	5/14	Coral Gables, Fla.	W	4-3 (11)
2016	5/15	Coral Gables, Fla.	W	8-4
2017	4/14	Pittsburgh, Pa.	L	3-10
2017	4/14	Pittsburgh, Pa.	W	1-0
2017	4/15	Pittsburgh, Pa.	W	5-3
2018	4/20	Coral Gables, Fla.	L	1-2
2018	4/21	Coral Gables, Fla.	L	0-3
2018	4/21	Coral Gables, Fla.	W	3-0
2019	3/29	Pittsburgh, Pa.	W	13-10
2019	3/30	Pittsburgh, Pa.	L	10-11
2019	3/31	Pittsburgh, Pa.	W	5-3
2020	3/6	Coral Gables, Fla.	W	5-4 (11)
2020	3/7	Coral Gables, Fla.	W	5-0
2020	3/8	Coral Gables, Fla.	W	14-2
2021	4/9	Pittsburgh, Pa.	L	6-12
2021	4/10	Pittsburgh, Pa.	L	4-6
2021	4/11	Pittsburgh, Pa.	L	5-12
2022	4/22	Coral Gables, Fla.	W	2-1
2022	4/23	Coral Gables, Fla.	W	17-2
2022	4/24	Coral Gables, Fla.	L	4-9
2023	5/12	Pittsburgh, Pa.	W	9-8
2023	5/13	Pittsburgh, Pa.	L	4-7
2023	5/14	Pittsburgh, Pa.	W	5-4

**Coral Gables:** Miami leads, 18-3

**Pittsburgh:** Miami leads, 9-6

# ALL-TIME SERIES RESULTS

## PORTLAND

### MIAMI LEADS, 1-0

YEAR	DATE	SITE	W/L	SCORE
1991	5/23+	Fresno, Calif.	W	13-1

**Neutral Site:** Miami leads, 1-0

## PRESBYTERIAN

### MIAMI LEADS, 3-0

YEAR	DATE	SITE	W/L	SCORE
2023	5/5	Coral Gables, Fla.	W	13-4
2023	5/6	Coral Gables, Fla.	W	12-1
2023	5/7	Coral Gables, Fla.	W	12-2 (8)

**Coral Gables:** Miami leads, 3-0

## PRINCETON

### MIAMI LEADS, 4-0

YEAR	DATE	SITE	W/L	SCORE
1985	5/24+	Coral Gables, Fla.	W	22-6
1999	3/12	Coral Gables, Fla.	W	16-1
1999	3/13	Coral Gables, Fla.	W	16-1
1999	3/14	Coral Gables, Fla.	W	15-6

**Coral Gables:** Miami leads, 4-0

## PROVIDENCE

### MIAMI LEADS, 1-0

YEAR	DATE	SITE	W/L	SCORE
1992	3/5	Coral Gables, Fla.	W	4-0

**Coral Gables:** Miami leads, 1-0

## PURDUE

### MIAMI LEADS, 1-0

YEAR	DATE	SITE	W/L	SCORE
1988	3/6	Coral Gables, Fla.	W	8-7

**Coral Gables:** Miami leads, 1-0

## RHODE ISLAND

### RHODE ISLAND LEADS, 1-0

YEAR	DATE	SITE	W/L	SCORE
2009	3/3	Coral Gables, Fla.	L	0-3

**Coral Gables:** Rhode Island leads, 1-0

## RICE

### MIAMI LEADS, 5-2

YEAR	DATE	SITE	W/L	SCORE
1985	3/5	Coral Gables, Fla.	W	7-3
1985	3/6	Coral Gables, Fla.	W	11-3
1993	5/7	Coral Gables, Fla.	W	6-5
1993	5/8	Coral Gables, Fla.	W	13-5
1993	5/9	Coral Gables, Fla.	L	2-3
1999	6/11#	Omaha, Neb.	W	8-4
2006	6/19#	Omaha, Neb.	L	2-3

**Coral Gables:** Miami leads, 4-1

**Neutral Site:** Tied, 1-1

## RICHMOND

### MIAMI LEADS, 1-0

YEAR	DATE	SITE	W/L	SCORE
1997	5/22+	Coral Gables, Fla.	W	11-4

**Coral Gables:** Miami leads, 1-0

## RIDER

### MIAMI LEADS, 1-0

YEAR	DATE	SITE	W/L	SCORE
1994	5/27+	Coral Gables, Fla.	W	17-4

**Coral Gables:** Miami leads, 1-0

# ALL-TIME SERIES RESULTS

## ROLLINS

### ROLLINS LEADS, 51-36

YEAR	DATE	SITE	W/L	SCORE
1940	-	-	L	2-16
1940	-	-	L	5-13
1947	4/11	Winter Park, Fla.	L	2-4
1947	5/3	Coral Gables, Fla.	W	6-3
1947	5/3	Coral Gables, Fla.	W	9-8
1948	4/2	Winter Park, Fla.	L	3-4
1948	4/3	Winter Park, Fla.	L	4-8
1948	4/30	Coral Gables, Fla.	L	6-8 (10)
1948	5/1	Coral Gables, Fla.	L	1-2
1949	4/15	Winter Park, Fla.	L	1-13
1949	4/16	Winter Park, Fla.	L	0-3
1949	5/6	Coral Gables, Fla.	L	0-2
1949	5/7	Coral Gables, Fla.	W	5-4
1950	4/14	Coral Gables, Fla.	W	4-0
1950	4/15	Coral Gables, Fla.	L	1-6
1950	5/5	Winter Park, Fla.	L	8-10
1950	5/6	Winter Park, Fla.	L	1-7
1951	3/30	Coral Gables, Fla.	W	5-4
1951	3/31	Coral Gables, Fla.	W	4-3
1951	4/27	Winter Park, Fla.	W	5-2
1951	4/29	Winter Park, Fla.	W	7-6
1952	4/25	Winter Park, Fla.	L	1-4
1952	4/26	Winter Park, Fla.	W	7-1
1952	4/28	Coral Gables, Fla.	W	7-6
1952	4/29	Coral Gables, Fla.	L	1-2
1953	4/17	Coral Gables, Fla.	L	0-9
1953	4/18	Coral Gables, Fla.	W	9-8
1953	4/24	Winter Park, Fla.	W	10-9
1953	4/25	Winter Park, Fla.	L	1-3
1954	4/9	Winter Park, Fla.	L	7-8
1954	4/10	Winter Park, Fla.	L	1-6
1954	5/7	Coral Gables, Fla.	W	4-2
1954	5/8	Coral Gables, Fla.	L	3-6
1955	4/22	Winter Park, Fla.	L	2-11
1955	4/23	Winter Park, Fla.	L	5-12
1955	5/6	Coral Gables, Fla.	L	3-8
1955	5/7	Coral Gables, Fla.	L	2-8
1956	4/16	Coral Gables, Fla.	L	1-6
1956	4/21	Winter Park, Fla.	L	4-7
1957	4/12	Coral Gables, Fla.	L	4-6
1957	4/13	Coral Gables, Fla.	W	8-6
1958	4/11	Winter Park, Fla.	W	13-3
1959	4/10	Coral Gables, Fla.	L	2-3
1959	4/11	Coral Gables, Fla.	W	13-2
1959	4/24	Winter Park, Fla.	L	0-4
1959	4/25	Winter Park, Fla.	W	12-7
1960	3/18	Coral Gables, Fla.	L	1-2
1960	3/19	Coral Gables, Fla.	W	7-1
1960	4/13	Winter Park, Fla.	W	13-4
1960	4/14	Winter Park, Fla.	W	7-2
1961	3/16	Coral Gables, Fla.	W	8-3
1961	3/17	Coral Gables, Fla.	W	5-4
1961	4/12	Winter Park, Fla.	L	2-7
1961	4/13	Winter Park, Fla.	L	3-4 (13)
1962	4/20	Coral Gables, Fla.	L	3-7
1962	4/21	Coral Gables, Fla.	W	1-0
1962	4/21	Coral Gables, Fla.	L	0-2
1963	4/26	Winter Park, Fla.	L	2-4
1963	4/27	Winter Park, Fla.	L	1-3
1963	4/27	Winter Park, Fla.	L	2-3
1964	5/1	Coral Gables, Fla.	L	8-9
1964	5/2	Coral Gables, Fla.	W	3-1
1964	5/2	Coral Gables, Fla.	L	1-12

1965	4/9	Winter Park, Fla.	L	2-7
1965	4/10	Winter Park, Fla.	L	2-3
1965	4/10	Winter Park, Fla.	W	6-3
1966	5/6	Coral Gables, Fla.	W	7-0
1966	5/7	Coral Gables, Fla.	W	3-2
1967	5/5	Winter Park, Fla.	L	5-6
1967	5/6	Winter Park, Fla.	L	5-10
1968	5/3	Coral Gables, Fla.	W	6-5
1968	5/4	Coral Gables, Fla.	W	4-2
1969	5/2	Winter Park, Fla.	W	5-0 (7)
1969	5/3	Winter Park, Fla.	L	1-3 (7)
1970	5/1	Coral Gables, Fla.	L	0-2
1970	5/2	Coral Gables, Fla.	L	2-8
1971	5/7	Winter Park, Fla.	W	8-7
1971	5/8	Winter Park, Fla.	L	0-5
1972	4/3	Coral Gables, Fla.	W	5-4 (10)
1972	4/3	Coral Gables, Fla.	L	3-10
1973	5/7	Winter Park, Fla.	W	6-4
1973	5/8	Winter Park, Fla.	W	6-2
1974	4/12	Coral Gables, Fla.	W	9-6
1974	4/13	Coral Gables, Fla.	L	4-8
1975	5/8	Winter Park, Fla.	L	5-6
1992	4/5	Coral Gables, Fla.	W	9-1
1994	4/5	Coral Gables, Fla.	L	2-4

**Coral Gables:** Miami leads, 23-22

**Winter Park:** Rollins leads, 27-13



# ALL-TIME SERIES RESULTS

## RUTGERS

### MIAMI LEADS, 69-14

YEAR	DATE	SITE	W/L	SCORE
1967	3/18	Coral Gables, Fla.	W	3-2
1967	3/18	Coral Gables, Fla.	W	2-1
1967	3/21	Coral Gables, Fla.	L	2-6
1968	3/18	Coral Gables, Fla.	L	2-4
1970	3/24	Coral Gables, Fla.	W	2-0
1971	3/24	Coral Gables, Fla.	W	11-5
1971	3/25	Coral Gables, Fla.	W	14-8
1984	3/18	Coral Gables, Fla.	W	11-4
1985	3/17	Coral Gables, Fla.	W	9-3 (7)
1986	3/18	Coral Gables, Fla.	W	7-6
1987	3/17	Coral Gables, Fla.	L	7-12
1988	3/22	Coral Gables, Fla.	W	4-2
1988	3/23	Coral Gables, Fla.	W	8-2
1989	3/24	Coral Gables, Fla.	W	16-8
1989	3/25	Coral Gables, Fla.	W	7-4
1990	3/16	Coral Gables, Fla.	W	6-2
1990	3/17	Coral Gables, Fla.	W	6-3
1991	3/22	Coral Gables, Fla.	W	5-2
1991	3/23	Coral Gables, Fla.	W	20-4
1992	3/17	Coral Gables, Fla.	W	10-0
1992	3/19	Coral Gables, Fla.	W	14-7
1993	3/16	Coral Gables, Fla.	W	11-4
1994	3/15	Coral Gables, Fla.	W	14-5
1994	3/16	Coral Gables, Fla.	W	7-6
1995	3/10	Coral Gables, Fla.	W	12-5
1995	3/11	Coral Gables, Fla.	W	8-0
1995	3/12	Coral Gables, Fla.	W	11-4
1996	3/8	Coral Gables, Fla.	L	4-5
1996	3/9	Coral Gables, Fla.	W	12-3
1998	3/13	Coral Gables, Fla.	W	9-4
1998	3/14	Coral Gables, Fla.	W	10-2
1998	3/15	Coral Gables, Fla.	W	18-6
2000	3/10	Coral Gables, Fla.	W	6-5
2000	3/11	Coral Gables, Fla.	L	6-11
2000	3/12	Coral Gables, Fla.	W	5-3
2001	3/9	Coral Gables, Fla.	L	4-6 (11)
2001	3/10	Coral Gables, Fla.	W	13-2
2001	3/11	Coral Gables, Fla.	L	6-9
2002	3/15	Coral Gables, Fla.	L	3-4
2002	3/16	Coral Gables, Fla.	W	8-3
2002	3/17	Coral Gables, Fla.	L	5-9
2003	3/14	Coral Gables, Fla.	W	15-5
2003	3/16	Coral Gables, Fla.	L	7-8
2004	3/12	Coral Gables, Fla.	W	12-2
2004	3/13	Coral Gables, Fla.	W	10-5
2004	3/14	Coral Gables, Fla.	W	6-5
2005	3/16	Coral Gables, Fla.	W	13-2
2007	3/14	Coral Gables, Fla.	W	4-1
2009	2/20	Coral Gables, Fla.	W	6-1
2009	2/21	Coral Gables, Fla.	W	4-2
2009	2/21	Coral Gables, Fla.	L	4-5
2009	2/22	Coral Gables, Fla.	W	18-9
2010	2/19	Coral Gables, Fla.	W	12-1
2010	2/20	Coral Gables, Fla.	W	10-8
2010	2/21	Coral Gables, Fla.	W	9-7
2011	2/18	Coral Gables, Fla.	W	2-1 (11)
2011	2/19	Coral Gables, Fla.	L	5-6 (10)
2011	2/20	Coral Gables, Fla.	W	5-3
2012	2/17	Coral Gables, Fla.	W	6-2
2012	2/18	Coral Gables, Fla.	W	4-1
2012	2/19	Coral Gables, Fla.	W	9-7
2013	2/16	Coral Gables, Fla.	W	5-4
2013	2/16	Coral Gables, Fla.	W	4-1 (7)

YEAR	DATE	SITE	W/L	SCORE
2013	2/17	Coral Gables, Fla.	W	7-0
2015	2/13	Coral Gables, Fla.	W	5-2
2015	2/14	Coral Gables, Fla.	W	9-5
2015	2/14	Coral Gables, Fla.	W	9-3
2015	2/15	Coral Gables, Fla.	W	25-4
2016	2/19	Coral Gables, Fla.	W	4-1
2016	2/20	Coral Gables, Fla.	W	2-0
2016	2/21	Coral Gables, Fla.	W	8-1
2017	2/17	Coral Gables, Fla.	W	3-0
2017	2/18	Coral Gables, Fla.	W	8-4
2017	2/19	Coral Gables, Fla.	L	6-17
2018	2/16	Coral Gables, Fla.	W	7-1
2018	2/17	Coral Gables, Fla.	W	8-5
2018	2/18	Coral Gables, Fla.	L	5-7
2019	2/15	Coral Gables, Fla.	W	19-3
2019	2/16	Coral Gables, Fla.	W	7-1
2019	2/17	Coral Gables, Fla.	W	9-3
2020	2/14	Coral Gables, Fla.	W	2-1
2020	2/15	Coral Gables, Fla.	W	8-2
2020	2/16	Coral Gables, Fla.	W	13-6

**Coral Gables:** Miami leads, 69-14

# ALL-TIME SERIES RESULTS

## SAM HOUSTON STATE

### SAM HOUSTON STATE LEADS, 1-0

YEAR	DATE	SITE	W/L	SCORE
1996	5/23+	Austin, Texas	L	4-5

**Neutral Site:** Sam Houston State leads, 1-0

## SAN DIEGO STATE

### MIAMI LEADS, 4-0

YEAR	DATE	SITE	W/L	SCORE
2001	3/2	Minneapolis, Minn.	W	8-6
2003	2/21	Coral Gables, Fla.	W	6-3
2003	2/22	Coral Gables, Fla.	W	4-1
2003	2/23	Coral Gables, Fla.	W	6-3

**Coral Gables:** Miami leads, 3-0

**Neutral Site:** Miami leads, 1-0

## SAN FRANCISCO

### MIAMI LEADS, 1-0

YEAR	DATE	SITE	W/L	SCORE
2006	6/2+	Lincoln, Neb.	W	11-2

**Neutral Site:** Miami leads, 1-0

## SAVANNAH STATE

### MIAMI LEADS, 7-0

YEAR	DATE	SITE	W/L	SCORE
2001	4/6	Coral Gables, Fla.	W	13-4
2001	4/7	Coral Gables, Fla.	W	7-2
2001	4/8	Coral Gables, Fla.	W	16-5
2003	5/16	Coral Gables, Fla.	W	12-7
2003	5/17	Coral Gables, Fla.	W	11-2
2003	5/17	Coral Gables, Fla.	W	6-4
2003	5/18	Coral Gables, Fla.	W	11-3

**Coral Gables:** Miami leads, 7-0

## SETON HALL

### MIAMI LEADS, 21-4

YEAR	DATE	SITE	W/L	SCORE
1974	3/18	Coral Gables, Fla.	W	4-3 (10)
1974	3/20	Coral Gables, Fla.	W	6-2
1976	3/23	Coral Gables, Fla.	W	9-3
1976	3/26	Coral Gables, Fla.	W	5-1
1977	3/18	Coral Gables, Fla.	W	16-5
1982	2/11	Coral Gables, Fla.	W	3-1
1982	2/12	Coral Gables, Fla.	L	13-14
1982	2/15	Coral Gables, Fla.	W	7-2
1983	2/17	Coral Gables, Fla.	W	11-4
1983	2/18	Coral Gables, Fla.	W	8-4
1984	2/16	Coral Gables, Fla.	L	2-5
1984	2/19	Coral Gables, Fla.	W	15-2
1985	2/18	Coral Gables, Fla.	W	9-4
1986	2/16	Coral Gables, Fla.	W	5-1
1986	2/17	Coral Gables, Fla.	W	5-0
1987	2/15	Coral Gables, Fla.	L	5-11
1988	2/14	Coral Gables, Fla.	W	9-4
1989	2/19	Coral Gables, Fla.	W	11-2
1989	2/20	Coral Gables, Fla.	L	1-5
1990	2/2	Coral Gables, Fla.	W	7-0
1990	2/3	Coral Gables, Fla.	W	17-3
1990	2/4	Coral Gables, Fla.	W	8-2
1992	2/7	Coral Gables, Fla.	W	14-2
1992	2/8	Coral Gables, Fla.	W	25-3
1992	2/9	Coral Gables, Fla.	W	4-1

**Coral Gables:** Miami leads, 21-4

## SOUTH ALABAMA

### MIAMI LEADS, 16-9

YEAR	DATE	SITE	W/L	SCORE
1973	5/24+	Starkville, Miss.	W	5-3
1980	2/29	Coral Gables, Fla.	W	2-0
1980	3/1	Coral Gables, Fla.	L	4-7
1980	3/2	Coral Gables, Fla.	W	7-1
1980	5/25+	Coral Gables, Fla.	W	15-6
1981	5/13	Mobile, Ala.	W	3-0
1981	5/14	Mobile, Ala.	W	4-1
1981	5/15	Mobile, Ala.	W	5-2
1982	4/22	Coral Gables, Fla.	W	7-2
1983	5/6	Mobile, Ala.	L	0-10
1983	5/7	Mobile, Ala.	L	1-2 (6)
1983	5/8	Mobile, Ala.	W	7-3
1983	5/28+	Tallahassee, Fla.	W	14-5
1984	5/27+	Tallahassee, Fla.	L	4-6
1984	5/28+	Tallahassee, Fla.	W	10-2
1985	2/1	Coral Gables, Fla.	W	14-5
1985	2/2	Coral Gables, Fla.	W	12-9
1985	2/3	Coral Gables, Fla.	L	5-7
1986	4/9	Mobile, Ala.	L	4-8
1993	5/27+	Baton Rouge, La.	L	3-7
1997	1/31	Coral Gables, Fla.	W	4-2
1997	2/1	Coral Gables, Fla.	L	7-9
1997	2/2	Coral Gables, Fla.	W	16-4
2021	6/4+	Gainesville, Fla.	W	1-0
2021	6/6+	Gainesville, Fla.	L	2-7

**Coral Gables:** Miami leads, 8-3

**Mobile:** Miami leads, 4-3

**Neutral Site:** Miami leads, 4-3

# ALL-TIME SERIES RESULTS

## SOUTH CAROLINA

### MIAMI LEADS, 24-9

YEAR	DATE	SITE	W/L	SCORE
1974	5/25+	Starkville, Miss.	W	5-0
1974	5/26+	Starkville, Miss.	L	1-3
1974	5/27+	Starkville, Miss.	W	2-1
1979	5/10	Columbia, S.C.	W	9-0
1979	5/11	Columbia, S.C.	W	9-0 (F)
1979	5/13	Columbia, S.C.	W	3-1
1979	5/14	Columbia, S.C.	W	6-1
1980	4/2	Coral Gables, Fla.	W	9-0
1980	4/3	Coral Gables, Fla.	W	5-0
1980	4/4	Coral Gables, Fla.	L	5-15
1980	4/5	Coral Gables, Fla.	L	1-8
1982	3/12	Coral Gables, Fla.	W	2-1
1982	3/13	Coral Gables, Fla.	W	4-3 (12)
1982	3/14	Coral Gables, Fla.	W	8-6
1982	3/15	Coral Gables, Fla.	W	4-3
1982	4/14	Columbia, S.C.	W	11-3
1982	4/15	Columbia, S.C.	W	12-8
1982	4/16	Columbia, S.C.	L	2-6
1982	4/17	Columbia, S.C.	W	19-3 (8)
1983	5/13	Coral Gables, Fla.	L	3-4
1983	5/14	Coral Gables, Fla.	W	9-7
1983	5/15	Coral Gables, Fla.	W	6-5 (10)
1984	3/9	Coral Gables, Fla.	L	9-14
1984	3/10	Coral Gables, Fla.	W	6-3
1984	3/11	Coral Gables, Fla.	W	13-11
1986	5/24+	Coral Gables, Fla.	W	7-5
1988	5/29+	Coral Gables, Fla.	W	10-3
1992	5/24+	Coral Gables, Fla.	W	17-2
1998	5/23+	Coral Gables, Fla.	W	14-2
2002	6/7S	Columbia, S.C.	L	7-10
2002	6/8S	Columbia, S.C.	W	5-2
2002	6/9S	Columbia, S.C.	L	4-6
2004	6/22#	Omaha, Neb.	L	11-15

**Coral Gables:** Miami leads, 14-4

**Columbia:** Miami leads, 8-3

**Neutral Site:** Tied, 2-2

## SOUTHERN

### MIAMI LEADS, 1-0

YEAR	DATE	SITE	W/L	SCORE
2019	6/2+	Starkville, Miss.	W	12-2

**Neutral Site:** Miami leads, 1-0

## SOUTHERN CALIFORNIA

### MIAMI LEADS, 8-5

YEAR	DATE	SITE	W/L	SCORE
1974	6/12#	Omaha, Neb.	W	7-3
1974	6/15#	Omaha, Neb.	L	3-7
1978	6/2#	Omaha, Neb.	L	3-9
1981	2/6	Coral Gables, Fla.	W	7-6
1981	2/7	Coral Gables, Fla.	W	6-3
1981	2/8	Coral Gables, Fla.	W	10-9 (13)
1985	4/5	Oklahoma City, Okla.	W	11-1
1985	4/7	Oklahoma City, Okla.	W	8-6
1995	6/2#	Omaha, Neb.	W	15-10
1995	6/7#	Omaha, Neb.	L	5-7
1995	6/9#	Omaha, Neb.	L	3-7
2001	6/11#	Omaha, Neb.	W	4-3
2002	3/1	Fullerton, Calif.	L	10-11

**Coral Gables:** Miami leads, 3-0

**Neutral Site:** Tied, 5-5

## SOUTHERN ILLINOIS

### MIAMI LEADS, 46-10

YEAR	DATE	SITE	W/L	SCORE
1972	3/23	Coral Gables, Fla.	W	6-0
1972	3/26	Coral Gables, Fla.	L	1-7
1973	3/17	Coral Gables, Fla.	W	13-12
1973	3/18	Coral Gables, Fla.	W	12-1
1974	3/26	Coral Gables, Fla.	W	6-1
1974	3/29	Coral Gables, Fla.	W	6-1
1974	6/13#	Omaha, Neb.	L	3-4
1976	3/13	Coral Gables, Fla.	W	13-0
1976	3/14	Coral Gables, Fla.	W	19-3
1976	3/15	Coral Gables, Fla.	L	2-9
1976	3/16	Coral Gables, Fla.	W	9-6
1977	3/19	Coral Gables, Fla.	W	13-7
1977	3/23	Coral Gables, Fla.	L	4-7
1977	3/26	Coral Gables, Fla.	W	1-0
1978	3/17	Coral Gables, Fla.	L	0-12
1978	3/21	Coral Gables, Fla.	W	3-1
1978	3/24	Coral Gables, Fla.	W	4-2
1979	3/10	Coral Gables, Fla.	W	11-2
1979	3/13	Coral Gables, Fla.	L	0-7
1979	3/16	Coral Gables, Fla.	W	5-3
1980	3/17	Coral Gables, Fla.	W	5-1
1980	3/18	Coral Gables, Fla.	L	2-5
1980	3/20	Coral Gables, Fla.	W	9-4
1980	3/22	Coral Gables, Fla.	W	8-1
1981	3/13	Coral Gables, Fla.	W	5-0
1981	3/14	Coral Gables, Fla.	W	6-4
1981	3/18	Coral Gables, Fla.	W	11-5
1981	3/21	Coral Gables, Fla.	W	7-4
1983	3/12	Coral Gables, Fla.	W	12-3
1983	3/17	Coral Gables, Fla.	L	7-13
1983	3/19	Coral Gables, Fla.	W	9-0
1983	3/19	Coral Gables, Fla.	W	7-3
1984	3/14	Coral Gables, Fla.	W	4-3
1984	3/16	Coral Gables, Fla.	W	10-7
1984	3/17	Coral Gables, Fla.	W	11-7
1985	3/14	Coral Gables, Fla.	W	12-4
1985	3/15	Coral Gables, Fla.	W	2-0
1985	3/16	Coral Gables, Fla.	W	7-6
1986	3/8	Coral Gables, Fla.	W	4-1
1986	3/14	Coral Gables, Fla.	W	5-2
1987	3/13	Coral Gables, Fla.	W	9-4
1987	3/14	Coral Gables, Fla.	W	7-0
1988	3/11	Coral Gables, Fla.	W	7-6
1988	3/12	Coral Gables, Fla.	W	6-5
1989	3/10	Coral Gables, Fla.	W	6-0
1989	3/11	Coral Gables, Fla.	W	10-6
1990	3/9	Coral Gables, Fla.	W	5-1
1990	3/10	Coral Gables, Fla.	L	0-1
1991	3/8	Coral Gables, Fla.	L	1-2
1991	3/9	Coral Gables, Fla.	W	12-0
1992	3/20	Coral Gables, Fla.	W	9-1
1992	3/21	Coral Gables, Fla.	W	5-1
1993	3/18	Coral Gables, Fla.	W	6-2
1994	3/18	Coral Gables, Fla.	W	5-1
1994	3/19	Coral Gables, Fla.	W	12-3
1995	3/14	Coral Gables, Fla.	W	5-4
1995	3/15	Coral Gables, Fla.	W	5-3

**Coral Gables:** Miami leads, 46-9

**Neutral Site:** Southern Illinois leads, 1-0

# ALL-TIME SERIES RESULTS

## ST. BONAVENTURE

### TIED, 1-1

YEAR	DATE	SITE	W/L	SCORE
2004	6/4+	Coral Gables, Fla.	W	6-3
2007	3/6	Coral Gables, Fla.	L	2-5

**Coral Gables:** Tied, 1-1

## ST. FRANCIS BROOKLYN

### MIAMI LEADS, 5-0

YEAR	DATE	SITE	W/L	SCORE
1979	3/27	Coral Gables, Fla.	W	10-3
1979	3/28	Coral Gables, Fla.	W	15-5
1988	3/17	Coral Gables, Fla.	W	10-5
1990	2/21	Coral Gables, Fla.	W	10-2
1990	2/25	Coral Gables, Fla.	W	17-1

**Coral Gables:** Miami leads, 5-0

## ST. JOHN'S

### MIAMI LEADS, 3-0

YEAR	DATE	SITE	W/L	SCORE
2013	5/3	Coral Gables, Fla.	W	12-3
2013	5/4	Coral Gables, Fla.	W	4-2
2013	5/5	Coral Gables, Fla.	W	6-4

**Coral Gables:** Miami leads, 3-0

## ST. JOSEPH'S

### MIAMI LEADS, 19-1

YEAR	DATE	SITE	W/L	SCORE
1972	3/10	Coral Gables, Fla.	L	3-6
1972	3/11	Coral Gables, Fla.	W	7-1
1972	3/11	Coral Gables, Fla.	W	4-3
1972	3/12	Coral Gables, Fla.	W	5-2
1973	3/6	Coral Gables, Fla.	W	9-2
1973	3/7	Coral Gables, Fla.	W	4-3
1974	3/5	Coral Gables, Fla.	W	9-2
1974	3/6	Coral Gables, Fla.	W	5-2
1975	3/2	Coral Gables, Fla.	W	10-7
1975	3/2	Coral Gables, Fla.	W	4-1
1978	3/6	Coral Gables, Fla.	W	11-0
1978	3/7	Coral Gables, Fla.	W	6-4
1979	3/6	Coral Gables, Fla.	W	6-2
1979	3/9	Coral Gables, Fla.	W	8-5
1980	3/4	Coral Gables, Fla.	W	6-0
1980	3/5	Coral Gables, Fla.	W	12-4
1981	3/2	Coral Gables, Fla.	W	14-4
1981	3/3	Coral Gables, Fla.	W	11-0
1981	3/4	Coral Gables, Fla.	W	15-7
2009	3/10	Coral Gables, Fla.	W	11-6

**Coral Gables:** Miami leads, 19-1

## ST. LEO

### MIAMI LEADS, 10-1

YEAR	DATE	SITE	W/L	SCORE
1968	4/5	Coral Gables, Fla.	W	8-1
1968	4/6	Coral Gables, Fla.	W	1-0
1968	4/6	Coral Gables, Fla.	W	11-0
1969	4/9	Dade City, Fla.	L	10-11
1977	2/22	Coral Gables, Fla.	W	5-0
1977	2/23	Coral Gables, Fla.	W	6-5
1980	2/26	Coral Gables, Fla.	W	7-2
1980	2/27	Coral Gables, Fla.	W	20-2
1981	4/29	Coral Gables, Fla.	W	14-2
1981	4/30	Coral Gables, Fla.	W	8-1
1983	3/30	Coral Gables, Fla.	W	8-4

**Coral Gables:** Miami leads, 10-0

**Neutral Site:** St. Leo leads, 1-0

## SAINT MARY'S

### MIAMI LEADS, 3-0

YEAR	DATE	SITE	W/L	SCORE
2008	5/2	Coral Gables, Fla.	W	10-6
2008	5/3	Coral Gables, Fla.	W	5-0
2008	5/4	Coral Gables, Fla.	W	15-3

**Coral Gables:** Miami leads, 3-0

## ST. PETER'S

### MIAMI LEADS, 1-0

YEAR	DATE	SITE	W/L	SCORE
2003	3/18	Coral Gables, Fla.	W	16-2

**Coral Gables:** Miami leads, 1-0

# ALL-TIME SERIES RESULTS

## ST. THOMAS (FL)

### MIAMI LEADS, 24-2

YEAR	DATE	SITE	W/L	SCORE
1985	2/20	Coral Gables, Fla.	L	1-4
1986	3/4	Coral Gables, Fla.	L	9-10
1988	3/1	Coral Gables, Fla.	W	6-2
1989	4/18	Coral Gables, Fla.	W	9-0
1990	4/7	Coral Gables, Fla.	W	13-2
1990	4/18	Coral Gables, Fla.	W	6-2
1991	4/6	Coral Gables, Fla.	W	6-3
1991	4/17	Coral Gables, Fla.	W	4-3 (12)
1992	4/17	Coral Gables, Fla.	W	11-1
1992	4/18	Coral Gables, Fla.	W	4-3 (12)
1992	4/28	Coral Gables, Fla.	W	11-1
1993	4/16	Coral Gables, Fla.	W	7-6 (15)
1993	4/17	Coral Gables, Fla.	W	8-6
1994	4/22	Coral Gables, Fla.	W	8-6
1994	4/23	Coral Gables, Fla.	W	9-4
1996	3/27	Coral Gables, Fla.	W	8-0
1996	4/10	Coral Gables, Fla.	W	15-2
1997	4/9	Coral Gables, Fla.	W	12-2
1998	4/17	Coral Gables, Fla.	W	12-8
1998	4/18	Coral Gables, Fla.	W	22-7
2009	3/17	Coral Gables, Fla.	W	8-0
2010	4/27	Coral Gables, Fla.	W	9-6
2012	3/28	Coral Gables, Fla.	W	11-4
2013	2/26	Coral Gables, Fla.	W	5-4
2016	2/24	Coral Gables, Fla.	W	7-6 (10)
2017	4/5	Coral Gables, Fla.	W	14-2

**Coral Gables:** Miami leads, 24-2

## STANFORD

### MIAMI LEADS, 5-3

YEAR	DATE	SITE	W/L	SCORE
1985	6/1#	Omaha, Neb.	W	17-3
1988	4/29	Coral Gables, Fla.	W	9-3
1988	4/30	Coral Gables, Fla.	W	7-3
1988	6/7#	Omaha, Neb.	L	1-2
1990	4/1	Minneapolis, Minn.	W	4-3
1991	5/25+	Fresno, Calif.	L	7-15
2001	6/16#	Omaha, Neb.	W	12-1
2008	6/18#	Omaha, Neb.	L	3-8

**Coral Gables:** Miami leads, 2-0

**Neutral Site:** Tied, 3-3

## STETSON

### MIAMI LEADS, 115-44

YEAR	DATE	SITE	W/L	SCORE
1947	4/24	Miami Beach, Fla.	W	4-1
1947	4/25	Miami Beach, Fla.	L	2-5
1948	4/19	DeLand, Fla.	W	14-3
1948	4/20	DeLand, Fla.	W	3-0
1948	5/11	Coral Gables, Fla.	W	3-2
1949	4/13	DeLand, Fla.	L	4-5
1949	4/14	DeLand, Fla.	L	6-8
1949	4/29	Coral Gables, Fla.	W	3-2
1949	4/30	Coral Gables, Fla.	W	9-3
1950	4/28	Coral Gables, Fla.	W	5-4
1950	4/29	Coral Gables, Fla.	W	10-7
1950	5/3	DeLand, Fla.	L	2-10
1950	5/4	DeLand, Fla.	W	13-7
1951	4/13	Coral Gables, Fla.	L	3-6
1951	4/14	Coral Gables, Fla.	L	3-7
1951	5/2	DeLand, Fla.	L	4-5
1951	5/3	DeLand, Fla.	L	8-13
1952	4/18	Coral Gables, Fla.	W	6-5
1952	4/19	Coral Gables, Fla.	L	4-5
1952	4/23	DeLand, Fla.	L	2-4
1952	4/24	DeLand, Fla.	L	4-6
1953	3/30	Coral Gables, Fla.	W	18-17
1953	3/31	Coral Gables, Fla.	L	0-6
1953	4/22	DeLand, Fla.	L	4-11
1953	4/23	DeLand, Fla.	W	12-0
1954	4/16	Coral Gables, Fla.	W	5-1
1954	4/17	Coral Gables, Fla.	L	3-2
1954	4/30	DeLand, Fla.	L	2-10
1954	5/1	DeLand, Fla.	L	6-8
1955	4/8	Coral Gables, Fla.	W	6-0
1955	4/20	DeLand, Fla.	L	8-20
1955	4/21	DeLand, Fla.	W	10-6
1956	4/13	Coral Gables, Fla.	W	8-7 (12)
1956	4/14	Coral Gables, Fla.	W	4-3
1956	4/26	DeLand, Fla.	W	3-2
1956	4/26	DeLand, Fla.	W	2-0
1957	3/13	DeLand, Fla.	L	0-6
1957	3/14	DeLand, Fla.	W	5-4
1957	5/10	Coral Gables, Fla.	L	6-11
1957	5/11	Coral Gables, Fla.	W	9-7
1958	3/12	DeLand, Fla.	L	5-7
1958	5/9	Coral Gables, Fla.	W	3-0
1958	5/10	Coral Gables, Fla.	L	1-9
1959	5/8	Coral Gables, Fla.	W	10-3
1959	5/9	Coral Gables, Fla.	W	1-0 (10)
1960	4/11	DeLand, Fla.	W	5-0
1960	4/12	DeLand, Fla.	L	3-6
1960	5/6	Coral Gables, Fla.	W	6-0
1960	5/7	Coral Gables, Fla.	W	8-1
1961	4/14	DeLand, Fla.	L	1-6
1961	4/15	DeLand, Fla.	L	5-6
1961	5/5	Coral Gables, Fla.	W	3-2
1961	5/6	Coral Gables, Fla.	W	4-1
1962	4/13	DeLand, Fla.	W	14-7
1962	4/13	DeLand, Fla.	W	12-8
1962	4/14	DeLand, Fla.	W	7-2
1963	4/19	Coral Gables, Fla.	W	11-2
1963	4/20	Coral Gables, Fla.	W	1-0
1963	4/20	Coral Gables, Fla.	W	7-0
1964	4/24	DeLand, Fla.	W	12-4
1964	4/25	DeLand, Fla.	W	4-1
1964	4/25	DeLand, Fla.	W	13-4
1965	5/7	Coral Gables, Fla.	W	15-1

# ALL-TIME SERIES RESULTS

YEAR	DATE	SITE	W/L	SCORE	YEAR	DATE	SITE	W/L	SCORE
1965	5/8	Coral Gables, Fla.	W	3-2	1992	3/1	Coral Gables, Fla.	W	7-5
1965	5/8	Coral Gables, Fla.	L	6-8	1993	3/1	DeLand, Fla.	W	6-4
1967	5/8	DeLand, Fla.	W	9-0	1993	3/2	DeLand, Fla.	W	19-3
1967	5/9	DeLand, Fla.	W	10-5	1994	2/11	Coral Gables, Fla.	W	6-4
1968	5/10	Coral Gables, Fla.	W	2-1	1994	2/12	Coral Gables, Fla.	L	4-7
1969	4/28	DeLand, Fla.	W	14-9	1994	2/13	Coral Gables, Fla.	L	3-5
1969	4/29	DeLand, Fla.	L	5-6 (10)	1995	4/21	Coral Gables, Fla.	L	3-10
1970	4/17	Coral Gables, Fla.	W	3-2	1995	4/22	Coral Gables, Fla.	W	14-7
1970	4/18	Coral Gables, Fla.	W	3-2	1995	4/23	DeLand, Fla.	L	2-3
1971	5/10	DeLand, Fla.	L	0-2	1996	4/26	Coral Gables, Fla.	W	20-7
1971	5/11	DeLand, Fla.	W	4-3	1996	4/27	Coral Gables, Fla.	W	7-6
1972	5/5	Coral Gables, Fla.	W	2-1	1996	4/28	Coral Gables, Fla.	W	9-4
1972	5/6	Coral Gables, Fla.	W	7-0	1997	2/7	Coral Gables, Fla.	L	6-10
1973	3/9	DeLand, Fla.	W	7-0	1997	2/8	Coral Gables, Fla.	W	7-0
1973	3/10	DeLand, Fla.	W	4-0	1997	2/9	Coral Gables, Fla.	W	11-4
1973	3/10	DeLand, Fla.	L	2-4	1997	2/17	DeLand, Fla.	L	10-11
1974	5/10	Coral Gables, Fla.	L	7-9	1999	1/29	Coral Gables, Fla.	W	12-1
1974	5/11	Coral Gables, Fla.	W	4-3	1999	1/30	Coral Gables, Fla.	W	4-3 (10)
1975	3/4	DeLand, Fla.	W	12-5	2001	5/27+	Coral Gables, Fla.	W	16-8
1975	3/5	DeLand, Fla.	W	5-2	2007	4/25	Coral Gables, Fla.	W	7-3
1976	4/30	Coral Gables, Fla.	W	14-1	2012	4/18	Coral Gables, Fla.	W	3-2
1976	5/1	Coral Gables, Fla.	W	6-5 (12)	2013	4/10	Coral Gables, Fla.	W	8-2
1977	2/18	DeLand, Fla.	L	6-7	2014	3/12	DeLand, Fla.	L	3-7
1977	2/19	DeLand, Fla.	W	6-0	2015	3/11	Coral Gables, Fla.	W	7-0
1978	4/28	Coral Gables, Fla.	W	10-2	2016	3/9	Coral Gables, Fla.	W	4-2
1978	4/29	Coral Gables, Fla.	W	5-4 (10)	2016	6/3+	Coral Gables, Fla.	W	4-2
1979	4/20	DeLand, Fla.	W	12-3	2022	4/26	Coral Gables, Fla.	L	4-12
1979	4/20	DeLand, Fla.	W	4-0	2023	2/21	Coral Gables, Fla.	W	11-2
1979	4/21	DeLand, Fla.	W	14-10					
1980	4/25	Coral Gables, Fla.	W	17-6					
1980	4/26	Coral Gables, Fla.	W	11-4					
1980	4/27	Coral Gables, Fla.	W	3-2 (10)					
1981	4/8	DeLand, Fla.	W	6-5					
1981	4/8	DeLand, Fla.	W	5-3					
1981	4/9	DeLand, Fla.	L	3-9					
1982	4/8	Coral Gables, Fla.	W	3-2					
1982	4/9	Coral Gables, Fla.	W	14-7					
1982	4/10	Coral Gables, Fla.	L	2-4					
1982	5/29+	Coral Gables, Fla.	W	18-2					
1982	5/30+	Coral Gables, Fla.	W	15-3					
1983	4/5	DeLand, Fla.	L	4-5					
1983	4/5	DeLand, Fla.	W	15-8					
1983	4/6	DeLand, Fla.	W	14-6					
1983	4/22	Coral Gables, Fla.	W	4-1					
1983	4/23	Coral Gables, Fla.	W	12-9					
1984	4/26	Coral Gables, Fla.	W	7-3					
1984	4/27	Coral Gables, Fla.	W	11-1					
1984	4/28	Coral Gables, Fla.	W	5-4					
1984	5/26+	Tallahassee, Fla.	W	13-8					
1985	4/29	DeLand, Fla.	W	12-10					
1985	4/30	DeLand, Fla.	L	2-3					
1985	4/30	DeLand, Fla.	W	4-3					
1986	4/24	Coral Gables, Fla.	W	17-6					
1986	4/25	Coral Gables, Fla.	W	12-4					
1986	4/26	Coral Gables, Fla.	W	9-1					
1987	3/31	DeLand, Fla.	W	8-2					
1987	4/1	DeLand, Fla.	W	6-4					
1988	5/20	Coral Gables, Fla.	W	6-4					
1989	3/28	Coral Gables, Fla.	W	5-3					
1989	3/29	Coral Gables, Fla.	L	8-9 (10)					
1990	3/5	DeLand, Fla.	W	4-1					
1990	3/6	DeLand, Fla.	W	5-4 (11)					
1990	5/25+	Coral Gables, Fla.	W	4-3					
1991	2/15	Coral Gables, Fla.	W	8-1					
1991	2/16	Coral Gables, Fla.	W	2-0					
1992	2/28	Coral Gables, Fla.	L	5-8					
1992	2/29	Coral Gables, Fla.	W	7-2					

**Coral Gables:** Miami leads, 74-17

**DeLand:** Miami leads, 39-26

**Neutral Site:** Miami leads, 2-1

# ALL-TIME SERIES RESULTS

## STONY BROOK

**TIED, 1-1**

YEAR	DATE	SITE	W/L	SCORE
2003	3/19	Coral Gables, Fla.	W	9-8
2012	6/1+	Coral Gables, Fla.	L	2-10

**Coral Gables:** Tied, 1-1

## TAMPA

**MIAMI LEADS, 67-9**

YEAR	DATE	SITE	W/L	SCORE
1940	-	-	L	5-7
1947	4/18	Coral Gables, Fla.	W	3-1
1947	5/16	Coral Gables, Fla.	W	9-2
1948	4/22	Tampa, Fla.	L	0-1(10)
1948	5/21	Coral Gables, Fla.	W	7-0
1948	5/22	Coral Gables, Fla.	W	10-7
1949	4/22	Coral Gables, Fla.	W	3-2
1949	4/23	Coral Gables, Fla.	W	14-3
1952	5/16	Coral Gables, Fla.	W	9-4
1952	5/17	Coral Gables, Fla.	W	13-6
1957	5/3	Coral Gables, Fla.	W	7-6
1958	4/16	Tampa, Fla.	L	3-4
1958	4/17	Tampa, Fla.	L	1-3
1958	4/25	Coral Gables, Fla.	W	5-2
1958	4/26	Coral Gables, Fla.	W	4-1
1959	4/20	Tampa, Fla.	L	3-5
1959	4/21	Tampa, Fla.	L	1-5
1960	4/22	Coral Gables, Fla.	W	5-2
1960	5/12	Tampa, Fla.	W	3-1
1961	4/10	Tampa, Fla.	W	5-2(12)
1961	4/10	Tampa, Fla.	W	4-2
1962	5/1	Tampa, Fla.	W	8-7(12)
1962	5/2	Tampa, Fla.	W	7-6
1962	5/2	Tampa, Fla.	W	5-0
1963	4/5	Coral Gables, Fla.	W	4-3
1963	4/6	Coral Gables, Fla.	W	7-5
1963	4/6	Coral Gables, Fla.	L	2-3
1964	4/10	Tampa, Fla.	W	10-0
1964	4/11	Tampa, Fla.	W	9-6
1964	4/11	Tampa, Fla.	W	5-4
1965	4/26	Coral Gables, Fla.	W	3-2
1965	4/26	Coral Gables, Fla.	W	4-2
1965	4/27	Coral Gables, Fla.	W	5-1
1966	5/2	Coral Gables, Fla.	W	1-0
1966	5/3	Coral Gables, Fla.	W	5-2
1967	5/1	Coral Gables, Fla.	W	5-0
1967	5/2	Coral Gables, Fla.	W	10-0
1968	5/6	Coral Gables, Fla.	W	8-3
1968	5/7	Coral Gables, Fla.	W	1-0
1969	5/9	Coral Gables, Fla.	W	13-0
1969	5/10	Coral Gables, Fla.	W	1-0(11)
1970	3/13	Coral Gables, Fla.	W	1-0
1970	3/14	Coral Gables, Fla.	W	2-1
1971	4/30	Coral Gables, Fla.	W	13-0(7)
1971	5/1	Coral Gables, Fla.	W	11-8
1972	4/21	Coral Gables, Fla.	W	3-2
1972	4/22	Coral Gables, Fla.	W	3-2
1973	4/27	Coral Gables, Fla.	W	3-2
1973	4/28	Coral Gables, Fla.	W	20-1
1974	4/26	Coral Gables, Fla.	W	7-2
1974	4/27	Coral Gables, Fla.	W	11-1
1975	4/13	Coral Gables, Fla.	W	12-1
1975	4/15	Coral Gables, Fla.	W	6-5
1976	2/27	Coral Gables, Fla.	W	4-1

YEAR	DATE	SITE	W/L	SCORE
1976	2/28	Coral Gables, Fla.	W	4-0
1976	3/4	Tampa, Fla.	W	3-1
1977	4/7	Coral Gables, Fla.	W	10-1
1978	4/8	Coral Gables, Fla.	W	5-4
1978	4/8	Coral Gables, Fla.	W	9-2
1985	2/27	Coral Gables, Fla.	W	17-4
1986	5/6	Coral Gables, Fla.	W	8-7(10)
1987	2/17	Coral Gables, Fla.	L	1-5
1988	4/26	Coral Gables, Fla.	W	8-5
1989	5/9	Coral Gables, Fla.	L	12-13
1990	4/25	Coral Gables, Fla.	W	2-1(10)
1991	2/12	Coral Gables, Fla.	W	6-1
1992	5/12	Coral Gables, Fla.	W	5-1
1992	5/13	Coral Gables, Fla.	W	12-11
1993	4/30	Coral Gables, Fla.	W	6-2
1993	5/1	Coral Gables, Fla.	W	11-3
1994	5/7	Coral Gables, Fla.	W	10-4
1994	5/8	Coral Gables, Fla.	W	3-0
1995	3/31	Coral Gables, Fla.	W	19-7
1995	4/1	Coral Gables, Fla.	W	7-5
1996	4/20	Coral Gables, Fla.	W	5-3
1996	4/21	Coral Gables, Fla.	W	2-1

**Coral Gables:** Miami leads, 57-3

**Tampa:** Miami leads, 10-5

## TENNESSEE

**MIAMI LEADS, 13-6**

YEAR	DATE	SITE	W/L	SCORE
1989	2/17	Coral Gables, Fla.	W	4-1
1989	2/18	Coral Gables, Fla.	L	5-6(11)
1994	2/4	Coral Gables, Fla.	W	6-0
1994	2/5	Coral Gables, Fla.	W	3-1
1994	2/6	Coral Gables, Fla.	W	1-0
1996	4/16	Knoxville, Tenn.	L	1-12
1996	4/17	Knoxville, Tenn.	L	2-4
1996	4/18	Knoxville, Tenn.	L	1-15
2001	6/9#	Omaha, Neb.	W	21-13
2001	6/14#	Omaha, Neb.	W	12-6
2002	2/1	Coral Gables, Fla.	W	5-4
2002	2/2	Coral Gables, Fla.	L	4-7
2002	2/3	Coral Gables, Fla.	W	9-4
2003	3/7	Knoxville, Tenn.	W	5-2
2003	3/8	Knoxville, Tenn.	W	8-4
2003	3/9	Knoxville, Tenn.	W	10-4
2004	2/20	Coral Gables, Fla.	W	8-7
2004	2/21	Coral Gables, Fla.	L	11-14
2004	2/22	Coral Gables, Fla.	W	14-3

**Coral Gables:** Miami leads, 8-3

**Knoxville:** Tied, 3-3

**Neutral Site:** Miami leads, 2-0



# ALL-TIME SERIES RESULTS

## TEXAS

### TEXAS LEADS, 23-19

YEAR	DATE	SITE	W/L	SCORE
1976	5/30+	Arlington, Texas	L	0-5
1981	6/4#	Omaha, Neb.	L	4-5
1982	6/10#	Omaha, Neb.	W	2-1
1985	6/5#	Omaha, Neb.	L	4-8
1985	6/9#	Omaha, Neb.	W	2-1
1985	6/11#	Omaha, Neb.	W	10-6
1986	2/8	Coral Gables, Fla.	W	5-3
1986	2/9	Coral Gables, Fla.	W	10-7
1987	2/8	Austin, Texas	L	6-16
1987	2/9	Austin, Texas	L	7-8
1988	2/27	Coral Gables, Fla.	L	5-8
1988	2/28	Coral Gables, Fla.	W	3-2
1989	2/25	Austin, Texas	W	6-5
1989	2/26	Austin, Texas	L	2-5
1989	2/27	Austin, Texas	L	5-6
1989	6/5#	Omaha, Neb.	L	2-12
1990	2/16	Coral Gables, Fla.	W	6-5
1990	2/17	Coral Gables, Fla.	W	7-1
1990	2/18	Coral Gables, Fla.	W	7-6
1991	2/8	Austin, Texas	L	2-6
1991	2/9	Austin, Texas	L	5-7
1991	2/10	Austin, Texas	W	6-5
1992	5/1	Coral Gables, Fla.	W	6-1
1992	5/2	Coral Gables, Fla.	W	3-2
1992	5/3	Coral Gables, Fla.	L	3-10
1993	2/5	Austin, Texas	L	6-17
1993	2/6	Austin, Texas	L	6-7
1993	2/7	Austin, Texas	L	11-12 (10)
1996	5/25+	Austin, Texas	W	9-7
1997	3/1	Austin, Texas	L	3-4
1997	3/2	Austin, Texas	L	3-22
1997	3/3	Austin, Texas	L	12-13
1998	2/27	Coral Gables, Fla.	W	5-4
1998	2/28	Coral Gables, Fla.	W	9-5
1998	3/1	Coral Gables, Fla.	L	7-8
1999	2/26	Coral Gables, Fla.	W	7-1
1999	2/27	Coral Gables, Fla.	W	6-4
1999	2/28	Coral Gables, Fla.	W	14-11
2003	6/14#	Omaha, Neb.	L	2-13
2003	6/17#	Omaha, Neb.	L	1-5
2023	6/3+	Coral Gables, Fla.	L	1-4
2023	6/4+	Coral Gables, Fla.	L	6-10

**Coral Gables:** Miami leads, 13-5

**Austin:** Texas leads, 12-3

**Neutral Site:** Texas leads, 6-3

## TEXAS A&M

### MIAMI LEADS, 8-3

YEAR	DATE	SITE	W/L	SCORE
1979	3/14	Coral Gables, Fla.	W	3-1
1979	3/17	Coral Gables, Fla.	L	3-4 (12)
1980	4/11	College Station, Texas	W	8-1
1980	4/12	College Station, Texas	W	4-1 (7)
1983	3/11	Coral Gables, Fla.	W	5-1
1983	3/14	Coral Gables, Fla.	W	16-4
1995	5/29+	Coral Gables, Fla.	L	0-4
1995	5/29+	Coral Gables, Fla.	W	5-2
2010	6/5+	Coral Gables, Fla.	W	14-1
2010	6/6+	Coral Gables, Fla.	L	7-11
2010	6/7+	Coral Gables, Fla.	W	10-3

**Coral Gables:** Miami leads, 6-3

**College Station:** Miami leads, 2-0

## TEXAS TECH

### TIED, 2-2

YEAR	DATE	SITE	W/L	SCORE
1998	5/23+	Coral Gables, Fla.	W	13-0
2014	5/31+	Coral Gables, Fla.	L	0-3
2014	6/1+	Coral Gables, Fla.	W	2-1 (10)
2014	6/2+	Coral Gables, Fla.	L	0-4

**Coral Gables:** Tied, 2-2

## THE CITADEL

### TIED, 3-3

YEAR	DATE	SITE	W/L	SCORE
1979	5/18+	Coral Gables, Fla.	W	3-1 (16)
1990	5/28+	Coral Gables, Fla.	L	2-6
1990	5/29+	Coral Gables, Fla.	L	1-4
2003	2/28	Coral Gables, Fla.	L	7-8
2003	3/1	Coral Gables, Fla.	W	6-1
2003	3/2	Coral Gables, Fla.	W	14-6

**Coral Gables:** Tied, 3-3

## TOLEDO

### MIAMI LEADS, 1-0

YEAR	DATE	SITE	W/L	SCORE
1997	3/22	Coral Gables, Fla.	W	22-3

**Coral Gables:** Miami leads, 1-0

# ALL-TIME SERIES RESULTS

## TOWSON

### MIAMI LEADS, 8-0

YEAR	DATE	SITE	W/L	SCORE
1988	5/25+	Coral Gables, Fla.	W	4-0
2020	2/28	Coral Gables, Fla.	W	2-1
2020	2/29	Coral Gables, Fla.	W	8-2
2020	3/1	Coral Gables, Fla.	W	9-3
2022	2/18	Coral, Gables, Fla.	W	10-8
2022	2/19	Coral, Gables, Fla.	W	11-2
2022	2/19	Coral, Gables, Fla.	W	13-2
2022	2/20	Coral, Gables, Fla.	W	11-1

**Coral Gables:** Miami leads, 8-0

## TROY

### MIAMI LEADS, 1-0

YEAR	DATE	SITE	W/L	SCORE
1978	4/15	Atlanta, Ga.	W	12-4

**Neutral Site:** Miami leads, 1-0

## TULANE

### MIAMI LEADS, 9-8

YEAR	DATE	SITE	W/L	SCORE
1970	4/19	Coral Gables, Fla.	L	7-9 (7)
1970	4/19	Coral Gables, Fla.	W	1-0 (7)
1970	4/20	Coral Gables, Fla.	W	6-2
1971	4/17	Coral Gables, Fla.	W	4-0
1971	4/17	Coral Gables, Fla.	L	3-4
1971	4/18	Coral Gables, Fla.	W	7-5
1972	4/8	New Orleans, La.	L	6-7
1972	4/9	New Orleans, La.	L	1-3
1995	4/18	Coral Gables, Fla.	W	3-2
1995	4/19	Coral Gables, Fla.	W	9-8
1995	4/20	Coral Gables, Fla.	W	2-1
1977	3/11	New Orleans, La.	W	11-6
1984	3/24	Coral Gables, Fla.	L	4-9
1987	2/22	New Orleans, La.	L	3-4 (11)
1988	4/15	Coral Gables, Fla.	W	8-2
1988	4/16	Coral Gables, Fla.	L	1-4
1991	3/3	New Orleans, La.	L	2-5

**Coral Gables:** Miami leads, 8-4

**New Orleans:** Tulane leads, 4-1

## UCF

### MIAMI LEADS, 24-9

YEAR	DATE	SITE	W/L	SCORE
1985	5/11	Coral Gables, Fla.	L	6-7
1985	5/12	Coral Gables, Fla.	W	18-5
1985	5/12	Coral Gables, Fla.	W	28-5
1989	2/5	Coral Gables, Fla.	W	4-1
1989	2/6	Coral Gables, Fla.	W	5-1
1989	2/7	Coral Gables, Fla.	W	15-0
1989	5/27+	Gainesville, Fla.	W	10-1
1990	2/11	Orlando, Fla.	W	4-2
1990	5/18	Coral Gables, Fla.	W	4-3
1990	5/19	Coral Gables, Fla.	W	9-0
1993	3/31	Coral Gables, Fla.	W	11-2
1995	2/11	Kissimmee, Fla.	W	6-0
1995	2/12	Kissimmee, Fla.	W	5-4
1995	4/26	Coral Gables, Fla.	W	20-4
1995	4/27	Coral Gables, Fla.	L	5-11
2010	3/9	Orlando, Fla.	W	19-2
2010	3/23	Coral Gables, Fla.	L	3-6
2011	3/22	Coral Gables, Fla.	W	4-1
2012	3/14	Orlando, Fla.	W	3-2
2012	4/4	Coral Gables, Fla.	L	1-4
2013	3/6	Coral Gables, Fla.	W	5-0
2014	3/18	Coral Gables, Fla.	L	2-9
2014	4/9	Orlando, Fla.	W	6-5
2015	4/15	Coral Gables, Fla.	W	4-2
2016	3/16	Orlando, Fla.	W	5-2
2016	4/13	Coral Gables, Fla.	W	8-4
2017	5/10	Coral Gables, Fla.	L	2-5
2018	3/14	Orlando, Fla.	W	4-3
2018	4/11	Coral Gables, Fla.	L	0-4
2019	5/8	Coral Gables, Fla.	L	7-8
2020	3/11	Orlando, Fla.	W	3-2
2022	3/16	Orlando, Fla.	L	5-10
2023	4/4	Coral Gables, Fla.	W	14-3

**Coral Gables:** Miami leads, 14-8

**Orlando/Kissimmee:** Miami leads, 9-1

**Neutral Site:** Miami leads, 1-0

## UCLA

### MIAMI LEADS, 13-1

YEAR	DATE	SITE	W/L	SCORE
1984	2/10	Coral Gables, Fla.	W	6-5
1984	2/11	Coral Gables, Fla.	W	7-6
1984	2/12	Coral Gables, Fla.	W	7-6
1986	5/26+	Austin, Texas	W	8-4
1997	5/31#	Omaha, Neb.	W	7-3
2002	3/23	Coral Gables, Fla.	W	8-7
2002	3/24	Coral Gables, Fla.	W	8-2
2002	3/25	Coral Gables, Fla.	W	5-1
2006	2/10	Los Angeles, Calif.	W	3-1
2006	2/11	Los Angeles, Calif.	L	4-7
2006	2/12	Los Angeles, Calif.	W	5-2
2007	2/9	Coral Gables, Fla.	W	1-0
2007	2/10	Coral Gables, Fla.	W	9-8
2007	2/11	Coral Gables, Fla.	W	7-3

**Coral Gables:** Miami leads, 9-0

**Los Angeles:** Miami leads, 2-1

**Neutral Site:** Miami leads, 2-0

# ALL-TIME SERIES RESULTS

## UCSB

### UCSB LEADS, 1-0

YEAR	DATE	SITE	W/L	SCORE
2016	6/20#	Omaha, Neb.	L	3-5

Neutral Site: UCSB leads, 1-0

## USF

### MIAMI LEADS, 84-30

YEAR	DATE	SITE	W/L	SCORE
1967	4/25	Coral Gables, Fla.	W	11-0
1967	4/26	Coral Gables, Fla.	L	8-9
1968	4/27	Coral Gables, Fla.	W	7-3
1968	4/27	Coral Gables, Fla.	L	1-12
1969	4/18	Tampa, Fla.	W	9-5 (10)
1969	4/19	Tampa, Fla.	W	15-7
1970	4/6	Coral Gables, Fla.	W	2-0
1970	4/7	Coral Gables, Fla.	W	11-2
1971	4/23	Tampa, Fla.	W	6-3
1971	4/24	Tampa, Fla.	W	4-1
1972	4/14	Coral Gables, Fla.	W	22-4
1972	4/15	Coral Gables, Fla.	L	1-5
1974	5/3	Tampa, Fla.	W	20-2
1974	5/4	Tampa, Fla.	W	9-7
1975	4/11	Coral Gables, Fla.	W	6-2
1975	4/12	Coral Gables, Fla.	W	6-2
1976	3/5	Tampa, Fla.	W	1-0
1976	3/6	Tampa, Fla.	L	0-3
1977	4/15	Coral Gables, Fla.	W	17-10
1977	4/16	Coral Gables, Fla.	W	15-4
1978	4/9	Coral Gables, Fla.	L	1-2
1978	4/21	Tampa, Fla.	L	2-3
1978	4/22	Tampa, Fla.	W	3-1
1979	4/6	Tampa, Fla.	L	3-9
1979	4/27	Tampa, Fla.	W	3-2
1979	4/27	Coral Gables, Fla.	W	10-3
1979	4/28	Coral Gables, Fla.	W	14-7
1980	3/7	Tampa, Fla.	W	4-3
1980	3/8	Tampa, Fla.	W	8-0
1980	4/18	Coral Gables, Fla.	W	6-4
1981	2/28	Coral Gables, Fla.	W	13-2
1981	3/1	Coral Gables, Fla.	W	9-2
1981	3/1	Coral Gables, Fla.	W	17-3
1981	4/11	Tampa, Fla.	L	3-4
1981	4/11	Tampa, Fla.	W	6-5
1981	4/12	Tampa, Fla.	W	7-2
1982	3/6	Tampa, Fla.	W	14-6
1982	4/2	Coral Gables, Fla.	W	5-4
1982	4/3	Coral Gables, Fla.	W	15-5
1982	5/29+	Coral Gables, Fla.	W	9-4
1983	3/4	Tampa, Fla.	W	6-1
1983	3/5	Tampa, Fla.	W	2-1
1983	3/6	Tampa, Fla.	W	11-5
1983	3/25	Coral Gables, Fla.	W	10-7
1983	3/26	Coral Gables, Fla.	W	8-2
1983	3/27	Coral Gables, Fla.	W	6-5
1984	2/5	Coral Gables, Fla.	L	4-6
1984	3/6	Tampa, Fla.	L	7-8
1984	3/6	Tampa, Fla.	L	1-2
1984	3/7	Tampa, Fla.	L	11-18
1984	3/30	Coral Gables, Fla.	W	11-2
1984	3/31	Coral Gables, Fla.	W	20-3
1984	4/1	Coral Gables, Fla.	L	13-16
1985	2/5	Tampa, Fla.	L	3-4
1985	5/17	Coral Gables, Fla.	W	9-0

YEAR	DATE	SITE	W/L	SCORE
1985	5/18	Coral Gables, Fla.	L	1-2
1985	5/19	Coral Gables, Fla.	W	8-3
1986	2/11	Tampa, Fla.	L	2-7
1986	2/12	Tampa, Fla.	W	6-5
1986	2/21	Coral Gables, Fla.	L	4-12
1986	2/22	Coral Gables, Fla.	W	24-2
1987	2/13	Coral Gables, Fla.	L	2-4
1987	2/14	Coral Gables, Fla.	W	10-8
1987	3/3	Tampa, Fla.	W	4-2
1987	3/4	Tampa, Fla.	L	3-7
1988	2/12	Coral Gables, Fla.	W	1-0
1988	2/13	Coral Gables, Fla.	W	4-3
1988	4/18	Tampa, Fla.	W	11-4
1988	4/19	Tampa, Fla.	L	8-11
1989	2/10	Coral Gables, Fla.	W	1-0 (12)
1989	2/11	Coral Gables, Fla.	W	9-5
1990	2/9	Tampa, Fla.	W	7-4
1990	2/10	Tampa, Fla.	L	3-4
1990	5/27+	Coral Gables, Fla.	W	5-2
1991	2/19	Coral Gables, Fla.	W	6-1
1991	2/20	Coral Gables, Fla.	W	4-3
1992	3/31	Tampa, Fla.	W	15-3
1992	4/1	Tampa, Fla.	W	8-7
1993	5/11	Coral Gables, Fla.	L	3-5
1993	5/12	Coral Gables, Fla.	W	11-6
1995	2/25	Tampa, Fla.	W	4-3
1995	2/26	Tampa, Fla.	W	4-3
1995	5/27+	Coral Gables, Fla.	W	11-10
1996	5/3	Coral Gables, Fla.	W	3-2
1996	5/4	Coral Gables, Fla.	W	9-5
1996	5/5	Coral Gables, Fla.	L	4-10
1997	3/24	Tampa, Fla.	W	13-2
1997	3/25	Tampa, Fla.	L	2-11
1998	1/30	Coral Gables, Fla.	W	8-5
1998	1/31	Coral Gables, Fla.	W	10-3
1998	2/1	Coral Gables, Fla.	L	2-15
1999	3/16	Tampa, Fla.	W	8-5
1999	3/17	Tampa, Fla.	W	9-4
2000	2/18	Coral Gables, Fla.	W	8-3
2000	2/29	Coral Gables, Fla.	W	6-0
2000	2/20	Coral Gables, Fla.	W	3-2
2001	3/13	Tampa, Fla.	W	8-2
2001	3/14	Tampa, Fla.	W	13-9
2002	3/8	Coral Gables, Fla.	L	6-7
2002	3/9	Coral Gables, Fla.	L	7-13
2002	3/10	Coral Gables, Fla.	W	8-5
2003	3/11	Coral Gables, Fla.	W	3-2
2003	3/12	Coral Gables, Fla.	W	6-4
2004	3/16	Tampa, Fla.	L	2-7
2004	3/17	Tampa, Fla.	W	17-3
2005	2/11	Coral Gables, Fla.	W	11-9
2005	2/12	Coral Gables, Fla.	W	7-5
2005	2/13	Coral Gables, Fla.	W	9-4
2010	3/2	Tampa, Fla.	W	15-2
2010	4/28	Coral Gables, Fla.	W	14-7
2011	3/1	Tampa, Fla.	L	2-4
2011	4/27	Coral Gables, Fla.	W	14-5
2020	2/26	Coral Gables, Fla.	W	7-5
2021	6/5+	Gainesville, Fla.	L	2-10

**Coral Gables:** Miami leads, 52-14

**Tampa:** Miami leads, 32-15

Neutral Site: USF leads, 1-0

# ALL-TIME SERIES RESULTS

## UNION

### MIAMI LEADS, 3-0

YEAR	DATE	SITE	W/L	SCORE
1971	3/8	Coral Gables, Fla.	W	8-0
1971	3/8	Coral Gables, Fla.	W	5-0
1971	3/9	Coral Gables, Fla.	W	4-1

**Coral Gables:** Miami leads, 3-0

## VANDERBILT

### MIAMI LEADS, 2-0

YEAR	DATE	SITE	W/L	SCORE
1973	5/28+	Starkville, Miss.	W	6-5
1974	5/24+	Starkville, Miss.	W	7-1

**Neutral Site:** Miami leads, 2-0

## VERMONT

### MIAMI LEADS, 1-0

YEAR	DATE	SITE	W/L	SCORE
1998	3/17	Coral Gables, Fla.	W	15-1

**Coral Gables:** Miami leads, 1-0

## VILLANOVA

### MIAMI LEADS, 6-0

YEAR	DATE	SITE	W/L	SCORE
1989	5/25+	Gainesville, Fla.	W	3-1
1989	5/28+	Gainesville, Fla.	W	4-1
1992	3/3	Coral Gables, Fla.	W	12-2
2000	2/25	Coral Gables, Fla.	W	13-8
2014	3/4	Coral Gables, Fla.	W	17-0
2014	3/5	Coral Gables, Fla.	W	7-2

**Coral Gables:** Miami leads, 4-0

**Neutral Site:** Miami leads, 2-0

## VIRGINIA

### MIAMI LEADS, 37-32

YEAR	DATE	SITE	W/L	SCORE
1985	5/26+	Coral Gables, Fla.	W	11-6
2001	4/27	Coral Gables, Fla.	L	0-5
2001	4/28	Coral Gables, Fla.	W	5-1
2001	4/29	Coral Gables, Fla.	W	12-6
2003	4/11	Charlottesville, Va.	W	6-1
2003	4/12	Charlottesville, Va.	W	10-4
2003	4/13	Charlottesville, Va.	L	2-17
2004	4/23	Coral Gables, Fla.	W	8-0
2004	4/24	Coral Gables, Fla.	W	22-3
2004	4/25	Coral Gables, Fla.	L	3-4
2005	5/13	Charlottesville, Va.	W	7-6
2005	5/14	Charlottesville, Va.	W	1-0
2005	5/15	Charlottesville, Va.	L	3-4
2006	4/21	Coral Gables, Fla.	L	2-8
2006	4/22	Coral Gables, Fla.	L	7-15
2006	4/23	Coral Gables, Fla.	W	9-8 (10)
2007	3/23	Charlottesville, Va.	L	1-4
2007	3/24	Charlottesville, Va.	L	0-3
2007	3/25	Charlottesville, Va.	W	4-2
2008	4/25	Coral Gables, Fla.	W	1-0
2008	4/26	Coral Gables, Fla.	W	4-3 (10)
2008	4/27	Coral Gables, Fla.	W	10-0
2008	5/25%	Jacksonville, Fla.	W	8-4
2009	3/20	Charlottesville, Va.	L	4-9
2009	3/21	Charlottesville, Va.	W	4-3
2009	3/22	Charlottesville, Va.	W	7-5 (8)
2010	5/20	Coral Gables, Fla.	W	5-4 (11)
2010	5/21	Coral Gables, Fla.	L	1-3
2010	5/22	Coral Gables, Fla.	L	4-7
2010	5/29%	Greensboro, N.C.	L	8-12
2011	5/13	Charlottesville, Va.	W	6-2
2011	5/14	Charlottesville, Va.	L	2-3
2011	5/15	Charlottesville, Va.	L	4-5
2011	5/27%	Durham, N.C.	L	4-6
2012	4/28	Coral Gables, Fla.	L	3-7
2012	4/29	Coral Gables, Fla.	L	4-7
2012	4/30	Coral Gables, Fla.	L	4-7
2013	3/29	Charlottesville, Va.	L	4-15
2013	3/30	Charlottesville, Va.	L	1-8
2013	3/31	Charlottesville, Va.	W	4-3
2014	3/22	Coral Gables, Fla.	W	7-1
2014	3/23	Coral Gables, Fla.	L	3-8 (11)
2014	3/24	Coral Gables, Fla.	L	3-5
2015	4/17	Charlottesville, Va.	L	4-5
2015	4/18	Charlottesville, Va.	L	2-5
2015	4/19	Charlottesville, Va.	W	8-6
2015	5/20%	Durham, N.C.	W	9-5
2016	4/22	Coral Gables, Fla.	L	5-6
2016	4/23	Coral Gables, Fla.	W	9-2
2016	4/24	Coral Gables, Fla.	L	3-7
2017	5/13	Charlottesville, Va.	W	5-1
2017	5/13	Charlottesville, Va.	L	6-13
2017	5/14	Charlottesville, Va.	L	4-7
2018	3/23	Coral Gables, Fla.	W	3-2 (11)
2018	3/24	Coral Gables, Fla.	W	1-0
2018	3/25	Coral Gables, Fla.	W	8-1
2019	4/13	Charlottesville, Va.	W	9-6
2019	4/13	Charlottesville, Va.	W	2-1
2019	4/14	Charlottesville, Va.	W	3-1
2019	5/23%	Durham, N.C.	W	10-3
2021	3/26	Charlottesville, Va.	W	8-6
2021	3/27	Charlottesville, Va.	L	0-4
2021	3/28	Charlottesville, Va.	W	4-2
2022	4/8	Coral Gables, Fla.	W	6-2
2022	4/9	Coral Gables, Fla.	W	5-4
2022	4/10	Coral Gables, Fla.	W	15-5
2023	4/7	Charlottesville, Va.	L	2-14
2023	4/8	Charlottesville, Va.	L	5-6
2023	4/9	Charlottesville, Va.	L	3-6

**Coral Gables:** Miami leads, 18-13

**Charlottesville:** Virginia leads, 17-16

**Neutral Site:** Miami leads, 3-2

# ALL-TIME SERIES RESULTS

## VCU

### MIAMI LEADS, 3-0

YEAR	DATE	SITE	W/L	SCORE
2005	6/3+	Coral Gables, Fla.	W	6-2
2015	6/5S	Coral Gables, Fla.	W	3-2
2015	6/6S	Coral Gables, Fla.	W	10-3

**Coral Gables:** Miami leads, 3-0

## VIRGINIA TECH

### MIAMI LEADS, 42-12

YEAR	DATE	SITE	W/L	SCORE
2005	4/8	Blacksburg, Va.	W	7-3
2005	4/9	Salem, Va.	W	20-5
2005	4/10	Salem, Va.	W	9-5
2006	3/10	Coral Gables, Fla.	W	14-3
2006	3/11	Coral Gables, Fla.	W	12-3
2006	3/12	Coral Gables, Fla.	W	10-4
2007	4/20	Blacksburg, Va.	W	11-9
2007	4/21	Blacksburg, Va.	W	4-3
2007	4/22	Blacksburg, Va.	W	9-5
2008	5/9	Blacksburg, Va.	W	12-4
2008	5/10	Blacksburg, Va.	L	6-7
2008	5/10	Blacksburg, Va.	W	9-2
2009	4/24	Coral Gables, Fla.	W	4-1
2009	4/25	Coral Gables, Fla.	L	4-7
2009	4/26	Coral Gables, Fla.	W	11-3
2010	4/9	Blacksburg, Va.	L	7-9
2010	4/10	Blacksburg, Va.	W	9-2
2010	4/11	Blacksburg, Va.	L	2-4
2011	3/11	Coral Gables, Fla.	W	3-1
2011	3/12	Coral Gables, Fla.	W	2-1
2011	3/13	Coral Gables, Fla.	W	11-1
2012	4/13	Blacksburg, Va.	W	6-4
2012	4/14	Blacksburg, Va.	L	4-5
2012	4/15	Blacksburg, Va.	L	2-3
2013	3/22	Coral Gables, Fla.	W	11-9
2013	3/23	Coral Gables, Fla.	W	2-0
2013	3/24	Coral Gables, Fla.	L	5-8 (10)
2014	4/4	Blacksburg, Va.	W	8-7
2014	4/5	Blacksburg, Va.	W	4-3
2014	4/6	Blacksburg, Va.	W	9-2
2015	4/10	Coral Gables, Fla.	W	11-1
2015	4/11	Coral Gables, Fla.	W	14-4
2015	4/12	Coral Gables, Fla.	W	9-1
2016	3/11	Blacksburg, Va.	L	3-14
2016	3/12	Blacksburg, Va.	W	11-6
2016	3/13	Blacksburg, Va.	W	7-2
2017	5/19	Coral Gables, Fla.	W	4-2
2017	5/19	Coral Gables, Fla.	W	3-1
2017	5/20	Coral Gables, Fla.	W	7-5 (10)
2018	5/11	Blacksburg, Va.	W	5-4 (12)
2018	5/12	Blacksburg, Va.	W	16-4
2018	5/13	Blacksburg, Va.	W	12-8 (10)
2019	4/26	Coral Gables, Fla.	W	4-3
2019	4/27	Coral Gables, Fla.	W	1-0
2019	4/28	Coral Gables, Fla.	W	2-0
2021	2/26	Coral Gables, Fla.	L	3-5
2021	2/27	Coral Gables, Fla.	W	3-0
2021	2/28	Coral Gables, Fla.	L	6-9
2022	4/14	Blacksburg, Va.	L	5-12
2022	4/15	Blacksburg, Va.	L	2-13
2022	4/16	Blacksburg, Va.	W	8-5
2023	3/17	Coral Gables, Fla.	W	4-3
2023	3/18	Coral Gables, Fla.	W	21-6
2023	3/18	Coral Gables, Fla.	W	12-9

**Coral Gables:** Miami leads, 23-4

**Blacksburg/Salem:** Miami leads, 19-8

## WAGNER

### MIAMI LEADS, 1-0

YEAR	DATE	SITE	W/L	SCORE
2000	5/26+	Coral Gables, Fla.	W	19-5

**Coral Gables:** Miami leads, 1-0

## WAKE FOREST

### MIAMI LEADS, 39-16

YEAR	DATE	SITE	W/L	SCORE
1987	2/24	Coral Gables, Fla.	W	8-1
1987	2/25	Coral Gables, Fla.	W	8-3
1988	2/23	Coral Gables, Fla.	W	10-3
1988	2/24	Coral Gables, Fla.	W	4-2
1993	5/23	Chapel Hill, N.C.	L	4-5
1999	6/4+	Coral Gables, Fla.	W	10-2
1999	6/5+	Coral Gables, Fla.	W	8-1
2000	1/28	Orlando, Fla.	W	6-3
2005	3/18	Winston-Salem, N.C.	W	11-2
2005	3/19	Winston-Salem, N.C.	L	6-13
2005	3/20	Winston-Salem, N.C.	W	12-4
2006	5/12	Coral Gables, Fla.	W	13-1
2006	5/13	Coral Gables, Fla.	W	11-10 (10)
2006	5/14	Coral Gables, Fla.	L	5-8
2006	5/25%	Jacksonville, Fla.	W	4-1
2007	5/11	Winston-Salem, N.C.	W	9-8
2007	5/12	Winston-Salem, N.C.	L	10-12
2007	5/13	Winston-Salem, N.C.	W	2-1
2007	5/26%	Jacksonville, Fla.	L	3-7
2008	3/21	Coral Gables, Fla.	W	17-4
2008	3/23	Coral Gables, Fla.	W	23-2
2009	5/14	Winston-Salem, N.C.	W	23-5
2009	5/16	Winston-Salem, N.C.	W	19-6
2009	5/16	Winston-Salem, N.C.	W	4-2
2010	4/12	Coral Gables, Fla.	W	7-4
2010	4/3	Coral Gables, Fla.	W	9-8 (11)
2010	4/4	Coral Gables, Fla.	W	10-1
2011	3/18	Winston-Salem, N.C.	W	4-1
2011	3/19	Winston-Salem, N.C.	W	4-3
2011	3/20	Winston-Salem, N.C.	W	5-3
2011	5/28%	Durham, N.C.	W	4-2
2012	5/11	Coral Gables, Fla.	W	11-0
2012	5/12	Coral Gables, Fla.	L	2-7
2012	5/13	Coral Gables, Fla.	W	6-3
2012	5/25%	Greensboro, N.C.	W	6-3
2013	5/10	Winston-Salem, N.C.	W	8-3
2013	5/11	Winston-Salem, N.C.	L	4-5
2013	5/12	Winston-Salem, N.C.	L	3-9
2015	3/20	Winston-Salem, N.C.	W	15-2
2015	3/21	Winston-Salem, N.C.	W	12-7
2015	3/22	Winston-Salem, N.C.	L	4-10
2017	3/31	Coral Gables, Fla.	L	1-2
2017	4/1	Coral Gables, Fla.	W	5-1
2017	4/2	Coral Gables, Fla.	L	0-9
2017	5/26%	Louisville, Ky.	W	5-2
2019	5/10	Winston-Salem, N.C.	W	7-3
2019	5/11	Winston-Salem, N.C.	W	8-4
2019	5/13	Winston-Salem, N.C.	L	7-9
2021	3/12	Coral Gables, Fla.	W	10-0
2021	3/13	Coral Gables, Fla.	W	6-3
2022	5/27%	Charlotte, N.C.	L	3-16
2023	3/24	Winston-Salem, N.C.	L	0-11
2023	3/25	Winston-Salem, N.C.	L	1-4
2023	3/26	Winston-Salem, N.C.	L	1-4 (8)
2023	5/27%	Durham, N.C.	W	7-2

**Coral Gables:** Miami leads, 18-4

**Winston-Salem:** Miami leads, 15-9

**Neutral Site:** Miami leads, 6-3

# ALL-TIME SERIES RESULTS

## WASHINGTON STATE

### TIED, 1-1

YEAR	DATE	SITE	W/L	SCORE
1990	3/20	Coral Gables, Fla.	W	12-2
1990	3/21	Coral Gables, Fla.	L	0-3

**Coral Gables:** Tied, 1-1

## WATERLOO

### WATERLOO LEADS, 2-0

YEAR	DATE	SITE	W/L	SCORE
1954		Coral Gables, Fla.	L	2-15
1954		Coral Gables, Fla.	L	0-4

**Coral Gables:** Waterloo leads, 2-0

## WESLEYAN

### MIAMI LEADS, 20-5-1

YEAR	DATE	SITE	W/L	SCORE
1958	4/1	Coral Gables, Fla.	W	6-5 (10)
1958	4/2	Coral Gables, Fla.	L	5-21
1961	3/30	Coral Gables, Fla.	W	9-0
1961	3/31	Coral Gables, Fla.	W	7-4
1961	4/1	Coral Gables, Fla.	W	6-0
1962	3/29	Coral Gables, Fla.	L	5-8
1962	3/30	Coral Gables, Fla.	W	7-0
1962	3/31	Coral Gables, Fla.	L	3-6
1963	3/25	Coral Gables, Fla.	L	1-6
1963	3/26	Coral Gables, Fla.	W	8-5
1963	3/27	Coral Gables, Fla.	W	6-5 (10)
1963	3/28	Coral Gables, Fla.	W	6-4
1964	3/26	Coral Gables, Fla.	W	10-2
1964	3/27	Coral Gables, Fla.	W	2-1 (10)
1964	3/28	Coral Gables, Fla.	L	4-6
1964	3/30	Coral Gables, Fla.	W	5-4
1964	3/30	Coral Gables, Fla.	T	4-4
1965	3/29	Coral Gables, Fla.	W	6-5
1965	3/30	Coral Gables, Fla.	W	6-4
1965	3/31	Coral Gables, Fla.	W	6-3
1966	3/31	Coral Gables, Fla.	W	3-2
1966	4/1	Coral Gables, Fla.	W	5-4
1966	4/2	Coral Gables, Fla.	W	3-0
1967	3/30	Coral Gables, Fla.	W	1-0
1967	3/31	Coral Gables, Fla.	W	4-2
1968	3/29	Coral Gables, Fla.	W	5-1

**Coral Gables:** Miami leads, 20-5-1

## WESTCHESTER STATE

### MIAMI LEADS, 3-2

YEAR	DATE	SITE	W/L	SCORE
1975	3/30	Coral Gables, Fla.	L	6-14
1975	3/31	Coral Gables, Fla.	L	3-5
1976	3/12	Coral Gables, Fla.	W	4-3
1976	3/20	Coral Gables, Fla.	W	8-1
1978	3/23	Coral Gables, Fla.	W	5-2

**Coral Gables:** Miami leads, 3-2

## WESTERN CAROLINA

### MIAMI LEADS, 4-1

YEAR	DATE	SITE	W/L	SCORE
1986	5/23+	Coral Gables, Fla.	W	10-8
1993	5/28+	Baton Rouge, La.	L	5-10
1994	5/13	Coral Gables, Fla.	W	7-2
1994	5/14	Coral Gables, Fla.	W	8-2
1994	5/15	Coral Gables, Fla.	W	5-4

**Coral Gables:** Miami leads, 4-0

**Neutral Site:** Western Carolina leads, 1-0

## WESTERN KENTUCKY

### MIAMI LEADS, 1-0

YEAR	DATE	SITE	W/L	SCORE
1978	3/16	Coral Gables, Fla.	W	3-2

**Coral Gables:** Miami leads, 1-0

## WESTERN MICHIGAN

### MIAMI LEADS, 2-0-1

YEAR	DATE	SITE	W/L	SCORE
1968	3/25	Coral Gables, Fla.	W	3-1
1968	3/27	Coral Gables, Fla.	W	5-1
1968	3/28	Coral Gables, Fla.	T	6-6

**Coral Gables:** Miami leads, 2-0-1

## WICHITA STATE

### MIAMI LEADS, 6-3

YEAR	DATE	SITE	W/L	SCORE
1982	6/7#	Omaha, Neb.	W	4-3
1982	6/12#	Omaha, Neb.	W	9-3
1983	2/11	Coral Gables, Fla.	W	12-8
1983	2/14	Coral Gables, Fla.	L	3-5
1983	2/14	Coral Gables, Fla.	L	3-5
1984	5/17	Wichita, Kan.	L	7-8 (11)
1984	5/18	Wichita, Kan.	W	14-4
1984	5/19	Wichita, Kan.	W	5-4
1990	3/30	Minneapolis, Minn.	W	2-1

**Coral Gables:** Wichita State leads, 2-1

**Wichita:** Miami leads, 2-1

**Neutral Site:** Miami leads, 3-0

## WILLIAM & MARY

### MIAMI LEADS, 2-0

YEAR	DATE	SITE	W/L	SCORE
1969	4/4	Coral Gables, Fla.	W	3-1
1969	4/5	Coral Gables, Fla.	W	11-5

**Coral Gables:** Miami leads, 2-0

# ALL-TIME SERIES RESULTS

## WILLIAM PATTERSON

### MIAMI LEADS, 1-0

YEAR	DATE	SITE	W/L	SCORE
1982	3/21	Coral Gables, Fla.	W	17-7

**Coral Gables:** Miami leads, 1-0

## WINTHROP

### MIAMI LEADS, 4-2

YEAR	DATE	SITE	W/L	SCORE
1999	5/14	Coral Gables, Fla.	W	17-1
1999	5/15	Coral Gables, Fla.	W	9-2
1999	5/16	Coral Gables, Fla.	W	8-2
2006	2/3	Coral Gables, Fla.	W	16-4
2006	2/5	Coral Gables, Fla.	L	3-8
2006	2/5	Coral Gables, Fla.	L	3-4

**Coral Gables:** Miami leads, 4-2

## WISCONSIN-MILWAUKEE

### MIAMI LEADS, 3-1

YEAR	DATE	SITE	W/L	SCORE
2002	3/20	Coral Gables, Fla.	L	10-13
2013	2/22	Coral Gables, Fla.	W	6-1
2013	2/23	Coral Gables, Fla.	W	6-1
2013	2/24	Coral Gables, Fla.	W	7-6

**Coral Gables:** Miami leads, 3-1

## WRIGHT STATE

### MIAMI LEADS, 8-1

YEAR	DATE	SITE	W/L	SCORE
2006	5/5	Coral Gables, Fla.	W	4-2
2006	5/6	Coral Gables, Fla.	W	14-1
2006	5/7	Coral Gables, Fla.	W	15-1
2007	5/4	Coral Gables, Fla.	W	3-2
2007	5/5	Coral Gables, Fla.	W	11-2
2007	5/6	Coral Gables, Fla.	W	13-5
2015	2/27	Coral Gables, Fla.	W	8-7
2015	2/28	Coral Gables, Fla.	W	4-3
2015	3/1	Coral Gables, Fla.	L	6-12

**Coral Gables:** Miami leads, 8-1

## YALE

### MIAMI LEADS, 7-3

YEAR	DATE	SITE	W/L	SCORE
1957	3/19	Coral Gables, Fla.	W	9-8
1957	3/20	Coral Gables, Fla.	W	8-5
1957	3/21	Coral Gables, Fla.	L	7-23
1959	3/23	Coral Gables, Fla.	W	4-1
1959	3/26	Coral Gables, Fla.	W	3-2
1959	3/28	Coral Gables, Fla.	W	6-2
1959	3/30	Coral Gables, Fla.	L	2-6 (10)
1959	3/30	Coral Gables, Fla.	L	3-4
1959	3/31	Coral Gables, Fla.	W	11-9
1992	3/22	Coral Gables, Fla.	W	12-3

**Coral Gables:** Miami leads, 7-3



# NCAA TOURNAMENT HISTORY

YEAR	REGIONAL	SUPER REGIONAL	CWS		COACH	NOTES
	SITE	OPPONENT	RECORD	FINISH		
1971	Gastonia, N.C. (1-2)	—	—	—	Ron Fraser	First postseason appearance
1973	Starkville, Miss. (3-2)	—	—	—	Ron Fraser	Began 41-year postseason streak
1974	Starkville, Miss. (4-1)	—	3-2	2nd	Ron Fraser	First of 25 CWS appearances
1975	Starkville, Miss. (2-2)	—	—	—	Ron Fraser	Third of 14-year streak w/40+ wins
1976	Arlington, Texas (1-2)	—	—	—	Ron Fraser	Fifth straight non-FL Regional (10 total)
1977	Coral Gables, Fla. (3-2)	—	—	—	Ron Fraser	First time hosting an NCAA Regional
1978	Coral Gables, Fla. (4-1)	—	2-2	T-3rd	Ron Fraser	Began five-year streak of CWS trips
1979	Coral Gables, Fla. (3-0)	—	0-2	Outside Top 4	Ron Fraser	Second of four-year streak >.800 W%
1980	Coral Gables, Fla. (3-0)	—	2-2	4th	Ron Fraser	Third of six-year streak w/50+Ws
1981	Coral Gables, Fla. (4-0)	—	1-2	Outside Top 4	Ron Fraser	First 60+ win season (UM record .859)
1982	Coral Gables, Fla. (3-0)	—	5-0	CHAMPION	Ron Fraser	First championship; Danny Smith MOP
1983	Tallahassee, Fla. (2-2)	—	—	—	Ron Fraser	Ended 13-game Regional winning streak
1984	Tallahassee, Fla. (4-1)	—	1-2	Outside Top 4	Ron Fraser	Began three-year streak of CWS trips
1985	Coral Gables, Fla. (3-1)	—	5-1	CHAMPION	Ron Fraser	Second championship; Greg Ellena MOP
1986	Coral Gables, Fla. (4-0)	—	3-2	3rd	Ron Fraser	Eighth time in nine years w/50+ wins
1987	Tallahassee, Fla. (0-2)	—	—	—	Ron Fraser	First time going winless in postseason
1988	Coral Gables, Fla. (4-0)	—	1-2	Outside Top 4	Ron Fraser	First of 16 of 18 year stretch <20 Ls
1989	Gainesville, Fla. (4-1)	—	1-2	Outside Top 4	Ron Fraser	First Gainesville Regional (four total)
1990	Coral Gables, Fla. (3-2)	—	—	—	Ron Fraser	Sixth of 11 all-time .800+ W% seasons
1991	Fresno, Calif. (1-2)	—	—	—	Ron Fraser	Ended 14-year streak w/Regional in Fla.
1992	Coral Gables, Fla. (4-1)	—	2-2	T-3rd	Ron Fraser	Only lost seven games in regular season
1993	Baton Rouge, La. (0-2)	—	—	—	Brad Kelley	Only time from '88-'01 under 40 wins
1994	Coral Gables, Fla. (4-0)	—	1-2	Outside Top 4	Jim Morris	Began six-year streak of CWS trips
1995	Coral Gables, Fla. (4-1)	—	2-2	T-3rd	Jim Morris	Both CWS losses to USC (finished 2nd)
1996	Austin, Texas (4-1)	—	3-1	2nd	Jim Morris	Pat Burrell CWS MOP/nonwinning team
1997	Coral Gables, Fla. (5-1)	—	2-2	T-3rd	Jim Morris	Only time with five wins in Regional
1998	Coral Gables, Fla. (4-1)	—	1-2	Outside Top 4	Jim Morris	Third of four-year streak w/50+ wins
1999	Coral Gables, Fla. (3-0)	vs. Wake Forest (2-0)	4-0	CHAMPION	Jim Morris	Third championship; Beat FSU in final
2000	Coral Gables, Fla. (3-0)	@ Florida State (1-2)	—	—	Jim Morris	UM grad Bertman won fifth title w/LSU
2001	Coral Gables, Fla. (3-0)	vs. Clemson (2-0)	4-0	CHAMPION	Jim Morris	Fourth championship; C. Jimerson MOP
2002	Gainesville, Fla. (3-1)	@ South Carolina (1-2)	—	—	Jim Morris	Ended 14-game Regional winning streak
2003	Coral Gables, Fla. (3-1)	vs. NC State (2-0)	1-2	Outside Top 4	Jim Morris	Both CWS losses to Texas (won title)
2004	Coral Gables, Fla. (0-2)	vs. Florida (2-0)	1-2	Outside Top 4	Jim Morris	Beat LSU in opener but lost next two games
2005	Coral Gables, Fla. (3-0)	@ Nebraska (0-2)	—	—	Jim Morris	First time swept in Super Regional
2006	Lincoln, Neb. (3-0)	@ Mississippi (2-1)	1-2	Outside Top 4	Jim Morris	Won opener vs. OSU, who won championship
2007	Columbia, Mo. (1-2)	—	—	—	Jim Morris	Ended 10-game Regional winning streak
2008	Coral Gables, Fla. (3-0)	vs. Arizona (2-1)	1-2	Outside Top 4	Jim Morris	Only lost eight games in regular season
2009	Gainesville, Fla. (2-2)	—	—	—	Jim Morris	First of three straight eliminated by UF
2010	Coral Gables, Fla. (3-1)	@ Florida (0-2)	—	—	Jim Morris	90-91 last time two straight w/0 CWS
2011	Gainesville, Fla. (2-2)	—	—	—	Jim Morris	Regional hosted by CWS runner-up UF
2012	Coral Gables, Fla. (0-2)	—	—	—	Jim Morris	Hosted CWS contender #4 seed SBU
2013	Louisville, Ky. (1-2)	—	—	—	Jim Morris	Traveled to future ACC member UofL
2014	Coral Gables, Fla. (3-2)	—	—	—	Jim Morris	Won ACC Reg. Season Championship
2015	Coral Gables, Fla. (3-1)	vs. VCU (2-0)	1-2	Outside Top 4	Jim Morris	First CWS appearance since 2008
2016	Coral Gables, Fla. (3-0)	vs. Boston College (2-1)	0-2	Outside Top 4	Jim Morris	2nd straight CWS trip for first time since 03/04
2019	Starkville, Miss. (2-2)	—	—	—	Gino DiMare	First postseason appearance under DiMare
2021	Gainesville, Fla. (1-2)	—	—	—	Gino DiMare	47th postseason appearance in program history
2022	Coral Gables, Fla. (1-2)	—	—	—	Gino DiMare	First national seed since 2016
2023	Coral Gables, Fla. (2-2)	—	—	—	Gino DiMare	15-16 last time two straight years of hosting

## NCAA TOURNAMENT RECORD BREAKDOWN

### BY ROUND

	W	L	PCT
Regional	132	54	.710
Super Regional	18	11	.621
College World Series	48	42	.533

### BY SUPER REGIONAL SITE

	W	L	PCT
Coral Gables, Fla.	14	2	.875
Columbia, S.C.	1	2	.333
Gainesville, Fla.	0	2	.000
Lincoln, Neb.	0	2	.000
Oxford, Miss.	2	1	.667
Tallahassee, Fla.	1	2	.333

### BY REGIONAL SITE

	W	L	PCT
Arlington, Texas	1	2	.333
Austin, Texas	4	1	.800
Baton Rouge, La.	0	2	.000
Columbia, Mo.	1	2	.333
Coral Gables, Fla.	89	19	.824
Fresno, Calif.	1	2	.333
Gainesville, Fla.	12	8	.600
Gastonia, N.C.	1	2	.333
Lincoln, Neb.	3	0	1.000
Louisville, Ky.	1	2	.333
Starkville, Miss.	11	7	.611
Tallahassee, Fla.	6	5	.545

### BY COACH

	W	L	PCT
Ron Fraser	86	45	.656
Brad Kelley	0	2	.000
Jim Morris	104	52	.667
Gino DiMare	6	8	.429

# COLLEGE BASEBALL HALL OF FAME

## **RON FRASER** **COLLEGE BASEBALL HALL OF FAME INDUCTEE (2006)** **HEAD COACH (1963-1992)**

"The Wizard of College Baseball." In a career spanning 30 years, the Nutley, N.J., native won just about everything, including NCAA national titles in 1982 and 1985. He left the coaching ranks as second winningest all-time coach with a 1,271-438-9 (.747) record. His UM teams set a NCAA record with 20 consecutive playoff appearances. His career at Miami spanned more three decades, with eight trips to the College World Series. A 26-time coach of the year, he is a member of five halls of fame. Ron Fraser's uniform No. 1 was retired on April 24, 1993.


It was Fraser's knack for marketing and promotion that drew the masses and earned him the nickname "The Wizard of College Baseball." Miami players were wearing white shoes and colored gloves before Charlie Finley. Perhaps Fraser's biggest extravaganza was the baseball fundraiser dubbed "A Night With Ron Fraser" on Feb. 16, 1977, a \$5,000-a-plate gourmet dinner on the infield. Five-star chefs served a 10-course dinner of caviar, Alaskan king crab legs and pheasant under glass. A harpist in a white tuxedo played on the mound and violinists strolled among the tables. Fraser's expertise extended worldwide. On the international front, his crowning glory was becoming the first Team USA coach when baseball was a medal sport at the 1992 Summer Games.



## **SKIP BERTMAN** **COLLEGE BASEBALL HALL OF FAME INDUCTEE (2006)** **ASSISTANT COACH (1976-1983)**

After a standout career as an assistant coach for eight seasons with the University of Miami, Skip Bertman guided LSU to five NCAA baseball titles (1991, '93, '96, '97, 2000), seven SEC championships and a record of 870-330-3 (.724) in 18 seasons (1984-2001). He was named National Coach of the Year six times, and his teams drew huge crowds to venerable Alex Box Stadium, as LSU led the nation in attendance in each of his final six seasons (1996-2001).

Bertman also served as head coach of the 1996 U.S. Olympic team that captured the bronze medal in Atlanta. He was inducted into the American Baseball Coaches Association Hall of Fame in January 2003. He earned his B.A. in health and physical education from Miami in 1961 and received his master's degree from UM in 1964.



## **NEAL HEATON** **COLLEGE BASEBALL HALL OF FAME INDUCTEE (2008)** **PITCHER (1979-81)**

Neal Heaton, nicknamed "The Heater" during his time with the Hurricanes, holds almost all of Miami's pitching records, including victories in a season (18) and career (42) and strikeouts in a game (23), season (172) and career (381). In three years, Heaton was twice named an All-American, by ABCA in 1980 and by consensus in 1981 and in 1981 was drafted by the Cleveland Indians.

Heaton is the first Hurricane to play in a big league all-star game and was inducted into the UM Hall of Fame in 1992.



# COLLEGE BASEBALL HALL OF FAME


## ALEX FERNANDEZ COLLEGE BASEBALL HALL OF FAME INDUCTEE (2014) PITCHER (1989)

Alex Fernandez was named Freshman of the Year and a first-team All-American in 1989, where he won 15 games with a 2.01 ERA and 177 strikeouts in 147 innings.

Fernandez threw the first no-hitter by a freshman in program history on March 18, and four days later recorded a 15-strikeout game against rival Florida. His eight complete games in 1989 rank eighth-most for a single-season by any Hurricanes pitcher all-time, while his 177 strikeouts rank second-most for a single season.

Fernandez went on to play at Miami-Dade College before declaring for the 1990 MLB Draft. He was the fourth overall pick that season, and went on to 10-year professional career.

He was a key player on a Florida Marlins team that won the 1997 World Series.




## MIKE FIORE COLLEGE BASEBALL HALL OF FAME INDUCTEE (2014) OUTFIELDER (1985-1988)

A four-year UM starter, Fiore rewrote the Hurricanes record books by setting 12 UM batting marks, including hits (341), runs (258), doubles (63), runs batted in (235) and total bases (506).

Fiore earned Freshman All-American honors in leading Miami to the 1985 NCAA crown and was a consensus All-American as a senior. He is the only Dick Howser Trophy winner in program history, having earned the honor in 1987 after leading the Hurricanes to an appearance in the College World Series in Omaha, Neb.

Fiore also played on the 1988 gold-medal winning USA Olympic team.

Fiore completed his business degree on time in 1988, and following that season, was drafted and signed by the St. Louis Cardinals. For five seasons, he served as Associate Director and General Manager for USA Baseball.



## JIM MORRIS COLLEGE BASEBALL HALL OF FAME INDUCTEE (2020) HEAD COACH (1994-2018)

Known as "3," Jim Morris was one of the most successful head coaches in college baseball history with 1,594 career victories as a Division I skipper.

In 25 seasons at Miami, Morris won 1,090 games, made the NCAA postseason in 23 straight years, reached the College World Series 13 times and won National Championships in 1999 and 2001 and the ACC Baseball Regular Season Championship in 2008, 2014 and 2016.

A three-time national coach of the year and 2008 Atlantic Coast Conference Coach of the Year, Morris set an NCAA record for guiding a program to the CWS in each of his first six years at UM. In addition, Morris won 17 of 23 NCAA Regional appearances at UM, including a record 13 straight to start his tenure in Coral Gables.



# NATIONAL AWARD WINNERS

## ZACK COLLINS

### 2016 JOHNNY BENCH AWARD

Zack Collins, who was selected by the Chicago White Sox in the first round of the 2016 Major League Baseball First-Year Player Draft in early June, became the first University of Miami representative to win the Johnny Bench Award when he was named the winner at a banquet in Wichita, Kansas on June 30, 2016.

Collins beat out finalists Logan Ice (Oregon State) and Keith Skinner (North Florida) for the honor.

The Pembroke Pines, Fla., native, who earned first-team All-America honors from Baseball America, D1Baseball, NCBWA, Perfect Game and Rawlings, delivered a dominant final season swinging the bat and behind the plate in 2016.

Collins batted .363, leading Miami with 16 home runs and 59 RBI to go along with a nation-leading total of 78 walks. He reached base at a .544 clip, the second-highest in the country, and recorded a team-high .668 slugging percentage.

A back-to-back All-ACC First-Team selection, Collins started 62 of a possible 64 games the year he won the Johnny Bench, including 59 starts behind the plate. He made just four errors as a key member of a Miami defense that tied for first nationally with a .983 fielding percentage.

Collins, who signed a professional contract with the White Sox as the No. 10 overall pick, ended the season ranked third among active players in career home runs (42), third in career RBI (183) and first in career walks (177).

In Collins' three seasons with the Hurricanes, Miami won two ACC regular season championships (2014, 2016) and three straight ACC Coastal Division titles (2014-16), and made two trips to the College World Series (2015, 2016).

## BRYAN GARCIA

### 2016 STOPPER OF THE YEAR AWARD

University of Miami closer Bryan Garcia was named the 2016 Stopper of the Year on June 18, 2016, by the National Collegiate Baseball Writers Association (NCBWA) at TD Ameritrade Park Omaha, becoming the first Hurricane hurler to receive the award.

Garcia was named a semifinalist for the Dick Howser Trophy and earned first-team All-American honors from the NCBWA and third-team All-Atlantic Coast Conference honors while helping Miami earn the ACC regular-season championship and the No. 3 national seed in the NCAA postseason.

A sixth-round pick of the Detroit Tigers, the righthander had 18 saves, second in the nation, and a 2-0 record with a 1.95 ERA in 37 innings over 34 appearances during his award-winning junior season. Garcia allowed 25 hits and 17 walks while striking out 54 batters, holding opponents to a .184 batting average.

The Miami native established the school's career saves record on May 26, 2016 at the ACC Championship against NC State with his 40th save and collected three more saves during the NCAA postseason, bringing his Miami-leading total to 43 for his career.



Bryan Garcia

# NATIONAL AWARD WINNERS

## PAT BURRELL

### 1998 GOLDEN SPIKES AWARD

Miami's baseball program has seen many great players, but none came to Mark Light Stadium with more expectations, or accomplished more than Pat Burrell. The 1995 California Coaches Player of the Year at San Jose's Bellarmine Prep School, Burrell was selected with the 43rd overall pick in the 1995 MLB Draft by the Boston Red Sox, but chose Miami over professional baseball. Hurricane fans are grateful he did.

Nicknamed "Pat the Bat", his 1996 season was one of the best in college baseball history. He hit a home run in his first game in the Orange & Green, and tallied five home runs in his first six games. He became the first freshman in NCAA history to lead the nation in hitting with a .484 batting average. He totaled 23 home runs and 64 RBI, as the Canes advanced to the Championship Game of the College World Series, where he became only the third player ever to win the CWS MVP award on a team that did not win the title. He was named a first-team All-American by Collegiate Baseball and Baseball America.

The third baseman followed his impressive debut season with 21 home runs, 76 RBI and a .409 average in 1997, once again winning All-American honors. He toured with Team USA, hitting 12 homers in 34 games and was named Summer Player of the Year by Baseball America. In 1998, Burrell missed 38 games due to a back injury, but still compiled 17 HR's with 47 RBI with a .432 average, leading the Canes to the CWS for the third straight year. His .886 career slugging percentage ranks second all-time in NCAA history, and his .442 career batting average is seventh all-time, both school records. In the Miami record books, Burrell ranks second in career home runs (61), second in total bases (465), tied for seventh in RBI (187), and sixth in walks (170).

The Philadelphia Phillies made Pat the No. 1 overall pick in the 1998 Major League Baseball draft. He joined the big league club in 2000, finishing fourth in Rookie of the Year balloting. He was co-winner of the 2005 Mike Schmidt Phillies MVP Award. In 2007, he joined Schmidt and Bobby Abreu as the only Phillies players in history to hit 20 homers in seven consecutive seasons.

In 2002, he established "Burrell's Buddies", providing tickets to youth groups that show outstanding character. Pat and his wife, the former Michelle Fonseca, were married November, 10, 2007 in California.

## MIKE FIORE

### 1987 DICK HOWSER TROPHY

A four-year UM starter, Mike Fiore was a member of the 1988 gold medal-winning USA team. The gritty outfielder rewrote the Hurricanes' record book by setting 12 UM batting marks, including hits (341), runs (258), doubles (63), runs batted in (235) and total bases (506).

Fiore earned Freshman All-American honors in leading Miami to the 1985 NCAA crown and was a consensus All-American as a senior. Fiore completed his business degree on time in 1988, and following that season, was drafted and signed by the St. Louis Cardinals. For five seasons, he was the the Associate Director and General Manager for USA Baseball.

## ORLANDO GONZALEZ

### 1974 LEFTY GOMEZ PLATE AWARD

The first University of Miami player ever to have his jersey retired (No. 20), Orlando Gonzalez has gone down in the UM annals as the team's best all-around first baseman. A .300 hitter out of Dade South Community College, Gonzalez hit .338 and stole 34 bases in his first season with the Canes. He followed that performance with a banner senior season. He slugged his way to a .402 average and stole a then-NCAA record 62 bases. His aggressive style at the plate and on the base paths led the Hurricanes to their first-ever College World Series, where Miami finished second to Southern Cal., who that year won its fifth consecutive CWS title.

Following that College World Series which saw "Big O" drive in seven runs with his seven hits, he became the first recipient of the annual Lefty Gomez Plate Award as the outstanding player in collegiate baseball. He was named to the College World Series all tournament team and as an All American selection by Sporting News and the NCAA coaches as well.

Although not a power hitter—as a lefty shooting against long right field fences he hit but two homers in 1973 and one in 1974—Gonzalez did have the tools of a fine baseball player. He combined overall hitting with great speed and quickness. He also was adept with the glove. He was a part of most of UM's 68 double plays—a UM record for that time in twin killings Gonzalez was drafted by the Cleveland Indians following his two-year stint at UM. It was with the Philadelphia Phillies and the Oakland Athletics, though, that he played at the major league level.

# ALL-AMERICANS

## AACBC

### AACBC - 1ST TEAM

1974	Orlando Gonzalez, 1B
1974	Stan Jakubowski, P
1975	Wayne Krenchicki, SS
1976	Gavin Long, P
1977	Rick Montoni, OF
1980	Neal Heaton, P
1981	Neal Heaton, P

## ABCA / RAWLINGS

### ABCA / RAWLINGS - 1ST TEAM

1969	Larry Pyle, OF
1974	Orlando Gonzalez, 1B
1980	Neal Heaton, P
1981	Neal Heaton, P
1986	Rick Raether, P
1988	Mike Fiore, OF
1992	Jeff Alkire, P
1994	Danny Graves, P
1996	Pat Burrell, 3B
1997	Pat Burrell, 3B
1998	Alex Santos, P
2010	Yasmani Grandal, C
2015	David Thompson, 3B
2016	Zack Collins, C
2023	Andrew Walters, RP

### ABCA / RAWLINGS - 2ND TEAM

2005	Ryan Braun, 3B
2005	Cesar Carrillo, P
2009	Kyle Bellamy, P
2016	Michael Mediavilla, P

### ABCA / RAWLINGS - 3RD TEAM

2013	Bryan Radziewski, P
2014	Chris Diaz, P
2015	Zack Collins, C
2023	Yohandy Morales, 3B

## BASEBALL AMERICA

### BASEBALL AMERICA - 1ST TEAM

1981	Neal Heaton, P
1985	Rick Raether, P
1986	Rick Raether, P
1988	Mike Fiore, OF
1989	Alex Fernandez, P
1990	Oscar Munoz, P
1992	Jeff Alkire, P
1994	Danny Graves, P
1996	Pat Burrell, 3B
1997	Pat Burrell, DH
1998	Aubrey Huff, 3B
1998	Alex Santos, P
2005	Ryan Braun, DH
2008	Yonder Alonso, DH
2009	Kyle Bellamy, P
2010	Yasmani Grandal, C
2015	David Thompson, 3B
2016	Zack Collins, C
2022	Andrew Walters, P
2023	Andrew Walters, P

### BASEBALL AMERICA - 2ND TEAM

1982	Danny Smith, P
1996	Robbie Morrison, P
2005	Cesar Carrillo, P
2007	Yonder Alonso, 1B
2008	Chris Hernandez, P
2008	Blake Tekotte, OF
2008	Jemile Weeks, 2B
2021	Carson Palmquist, P

### BASEBALL AMERICA - 3RD TEAM

1996	Rudy Gomez, 2B
1997	Robbie Morrison, P
1998	Bobby Hill, SS
1998	Pat Burrell, DH
1998	Robbie Morrison, P
1999	Bobby Hill, SS
2004	Cesar Carrillo, P
2015	George Iskenderian



# ALL-AMERICANS

## COLLEGIATE BASEBALL

### COLLEGIATE BASEBALL - 1ST TEAM

1992	Jeff Alkire, P
1994	Danny Graves, P
1995	Jay Tessmer, P
1996	Pat Burrell, 3B
1996	Robbie Morrison, P
1997	Pat Burrell, 3B
2008	Yonder Alonso, DH
2008	Chris Hernandez, P
2008	Jemile Weeks, 2B
2010	Yasmani Grandal, C
2014	Chris Diaz, P
2015	David Thompson, 3B
2023	Andrew Walters, P

### COLLEGIATE BASEBALL - 2ND TEAM

1989	Joe Grahe, P
1992	Charles Johnson, C
1998	Alex Santos, P
1998	Aubrey Huff, DH
1999	Michael Neu, RP
2000	David Gil, P
2001	Javy Rodriguez, SS
2004	Cesar Carrillo, P
2005	Ryan Braun, 3B
2005	Cesar Carrillo, P
2009	Kyle Bellamy, P
2013	Bryan Radziewski, P
2020	Brian Van Belle, P
2020	Chris McMahon, P
2021	Carson Palmquist, P
2022	Carson Palmquist, P
2022	Andrew Walters, P

### COLLEGIATE BASEBALL - 3RD TEAM

1993	Dave Berg, 2B
1995	Kenny Henderson, P
1996	J.D. Arteaga, P
1997	Robbie Morrison, RP
1998	Robbie Morrison, RP
1999	Alex Santos, P
2000	Kevin Howard, 3B
2004	Jim Burt, 1B
2005	Jon Jay, OF
2007	Yonder Alonso, 1B
2010	Chris Hernandez, P

## BASEBALL WEEKLY

### BASEBALL WEEKLY - 1ST TEAM

1998	Alex Santos, P
------	----------------

## NCBWA SUPER TEAM

1994	Danny Graves, P
1994	Luis Hernandez, 2B
1995	Jay Tessmer, P
1996	J.D. Arteaga, P
1996	Pat Burrell, 3B
1997	J.D. Arteaga, P
1997	Pat Burrell, 3B
1998	Pat Burrell, 3B
1998	Bobby Hill, SS
1998	Aubrey Huff, 1B
1998	Alex Santos, P
1999	Bobby Hill, SS



# ALL-AMERICANS

## NCBWA

### NCBWA - 1ST TEAM

2005	Cesar Carillo, P
2008	Yonder Alonso, DH
2008	Jemile Weeks, 2B
2009	Kyle Bellamy, RP
2015	George Iskenderian, 2B
2015	David Thompson, 3B
2016	Zack Collins, C
2016	Bryan Garcia, P
2022	Andrew Walters, P
2023	Andrew Walters, P

### NCBWA - 2ND TEAM

2005	Ryan Braun, 3B
2008	Chris Hernandez, P
2013	Bryan Radziewski, P

### NCBWA - 3RD TEAM

2008	Carlos Gutierrez, RP
2014	Bryan Garcia, RP
2022	Carson Palmquist, P

## SPORTING NEWS

1974	Orlando Gonzalez, 1B
1978	Augie Ruiz, P
1980	Ross Jones, SS
1981	Neal Heaton, P
1992	Jeff Alkire, P
1994	Danny Graves, P
1997	Pat Burrell, 3B
1998	Aubrey Huff, DH
1998	Alex Santos, P

## ABCA ALL-ATLANTIC REGION

1984	Darren Mandel, DH
1986	Rick Raether, P
1987	Mike Fiore, OF

1988	Mike Fiore, OF
1989	Alex Fernandez, P
1989	Joe Grahe, P
1990	Oscar Munoz, P
1992	Jeff Alkire, P
1994	Danny Graves, P
1997	J.D. Arteaga, P
1997	Pat Burrell, 3B
1998	Pat Burrell, 3B
1998	Bobby Hill, SS
1998	Aubrey Huff, 1B
1998	Jason Michaels, OF
1998	Alex Santos, P
2005	Ryan Braun, 3B
2005	Cesar Carrillo, P
2006	Eddy Rodriguez, C
2010	Yasmani Grandal, C
2010	Chris Hernandez, P
2013	Chris Diaz, P
2013	Bryan Radziewski, P
2014	Chris Diaz, P
2014	Dale Carey, OF
2015	Zack Collins, C
2015	David Thompson, 3B
2015	George Iskenderian, 2B
2016	Zack Collins, C
2016	Michael Mediavilla, P
2016	Johnny Ruiz, 2B
2016	Brandon Lopez, SS
2016	Bryan Garcia, P
2019	Adrian Del Castillo, OF
2021	Christian Del Castillo, OF
2021	Carson Palmquist, P
2022	Yohandy Morales, 3B
2022	Carson Palmquist P
2022	Andrew Walters, P
2023	Blake Cyr, 2B
2023	Yohandy Morales, 3B
2023	Andrew Walters, P

# FRESHMAN ALL-AMERICANS

## BASEBALL AMERICA

### BASEBALL AMERICA - 1ST TEAM

2004	Jon Jay, OF
2004	Danny Gil, P
2006	Jemile Weeks, 2B
2007	Eric Erickson, P
2007	Mark Sobolewski, 3B
2008	Chris Hernandez, P
2014	Zack Collins, C/DH
2014	Bryan Garcia, P
2019	Adrian Del Castillo, DH
2021	Carson Palmquist, RP
2023	Blake Cyr, 2B

### BASEBALL AMERICA - 2nd TEAM

2011	Bryan Radziewski, P
------	---------------------

## COLLEGIATE BASEBALL

1999	Mike Rodriguez, OF
2000	Danny Matienzo, DH
2000	Kevin Howard, 3B
2001	George Huguet, P
2003	Ryan Braun, SS
2003	Gaby Sanchez, 3B
2004	Jon Jay, OF
2004	Danny Gil, P
2006	Jemile Weeks, 2B
2007	Eric Erickson, P
2007	Mark Sobolewski, 3B
2008	Chris Hernandez, P
2010	E.J. Encinosa, P
2014	Zack Collins, DH
2014	Bryan Garcia, P
2015	Michael Mediavilla, P
2016	Frankie Bartow, P
2018	Daniel Federman, P
2018	Isaac Quiñones, C

2018	Freddy Zamora, SS
2019	Slade Cecconi, P
2019	Adrian Del Castillo, OF
2021	Yohandy Morales, 3B
2021	Carson Palmquist, RP
2023	Blake Cyr, 2B

## DI BASEBALL

2019	Adrian Del Castillo, DH
2022	Andrew Walters, RP
2023	Blake Cyr, 2B

## NCBWA

### NCBWA - 1ST TEAM

2008	Chris Hernandez, SP
2014	Zack Collins, C
2014	Bryan Garcia, RP
2021	Carson Palmquist, RP
2023	Blake Cyr, 2B

### NCBWA - 2ND TEAM

2010	E.J. Encinosa, RP
2019	Adrian Del Castillo, OF

## NCBWA AWARDS

### FRESHMAN HITTER OF THE YEAR

2014	Zack Collins, C
------	-----------------

### FRESHMAN PITCHER OF THE YEAR

2008	Chris Hernandez, SP
------	---------------------

## PERFECT GAME

2019	Adrian Del Castillo, OF
2021	Alejandro Rosario, SP
2023	Blake Cyr, 2B

# ALL-ACC SELECTIONS

## 2005

### FIRST TEAM

Ryan Braun, 3B  
Jon Jay, OF  
Cesar Carrillo, SP

### SECOND TEAM

Paco Figueroa, OF

## 2006

### FIRST TEAM

Eddy Rodriguez, C  
Jon Jay, OF

### SECOND TEAM

Jemile Weeks, 2B  
Chris Perez, RP

## 2007

### FIRST TEAM

Eric Erickson, SP

### SECOND TEAM

Yonder Alonso, 1B

## 2008

### FIRST TEAM

Yonder Alonso, 1B  
Jemile Weeks, 2B  
Mark Sobolewski, 3B  
Ryan Jackson, SS  
Blake Tekotte, OF  
Chris Hernandez, SP

### SECOND TEAM

Eric Erickson, SP  
Carlos Gutierrez, RP

## 2009

### FIRST TEAM

Kyle Bellamy, RP

### SECOND TEAM

Yasmani Grandal, C  
Scott Lawson, 2B  
Chris Hernandez, SP

## 2010

### FIRST TEAM

Yasmani Grandal, C  
Chris Hernandez, SP

### SECOND TEAM

Scott Lawson, 1B  
Harold Martinez, 3B  
Daniel Miranda, RP

## 2011

### SECOND TEAM

Nathan Melendres, OF

## 2012

### FIRST TEAM

Peter O'Brien, C

### SECOND TEAM

Eric Erickson, SP

## 2013

### FIRST TEAM

Bryan Radziewski, SP

## 2014

### FIRST TEAM

Chris Diaz, SP

### SECOND TEAM

Dale Carey, OF  
Bryan Radziewski, SP  
Bryan Garcia, RP

### THIRD TEAM

Zack Collins, C  
Willie Abreu, OF  
Andrew Suarez, SP

# ALL-ACC SELECTIONS

## 2015

### FIRST TEAM

George Iskenderian, 2B  
David Thompson, 3B  
Zack Collins, DH/UT

### SECOND TEAM

Thomas Woodrey, SP

### THIRD TEAM

Garrett Kennedy, C  
Willie Abreu, OF  
Andrew Suarez, SP  
Bryan Garcia, RP

## 2016

### FIRST TEAM

Zack Collins, C

### SECOND TEAM

Johnny Ruiz, 2B

### THIRD TEAM

Brandon Lopez, SS  
Willie Abreu, OF  
Carl Chester, OF  
Michael Mediavilla, SP  
Bryan Garcia, RP

## 2017

### SECOND TEAM

Jeb Bargfeldt, SP

## 2018

### THIRD TEAM

Evan McKendry, SP

## 2019

### SECOND TEAM

Michael Amditis, C  
Adrian Del Castillo, UT  
Brian Van Belle, SP

### THIRD TEAM

Raymond Gil, 3B

## 2021

### FIRST TEAM

Carson Palmquist, RP

### THIRD TEAM

Adrian Del Castillo, C  
Christian Del Casitllo, OF  
Anthony Vilar, 2B

## 2022

### FIRST TEAM

Carson Palmquist, SP  
Andrew Walters, RP

### THIRD TEAM

Jacob Burke, OF  
CJ Kayfus, 1B  
Yohandy Morales, 3B

## 2023

### FIRST TEAM

Yohandy Morales, 3B  
Andrew Walters, RP

### SECOND TEAM

CJ Kayfus, 1B  
Dominic Pitelli, SS  
Gage Ziehl, SP

### THIRD TEAM

Blake Cyr, 2B  
Zach Levenson, OF

# ACC ALL-TOURNAMENT SELECTIONS

## 2007

Richard O'Brien, C

## 2008

Yonder Alonso, 1B  
Jemile Weeks, 2B  
Dave DiNatale, OF (MVP)  
Blake Tekotte, OF  
Chris Hernandez, P

## 2010

Harold Martinez, 3B  
Michael Broad, UT/DH

## 2011

Zeke DeVoss, 2B

## 2012

Chantz Mack, OF  
Eric Whaley, P

## 2014

Dale Carey, OF

## 2015

Christopher Barr, 1B

## 2016

Johnny Ruiz, 2B  
Edgar Michelangeli, 3B

## 2023

Yohandy Morales, 3B  
Zach Levenson, OF  
Andrew Walters, P



Yohandy Morales

# RETIRED NUMBERS

## #1 RON FRASER

"The Wizard of College Baseball." In a career spanning 30 years, the Nutley, N.J. native won just about everything, including NCAA national titles in 1982 and 1985. He left the coaching ranks as second-winningest all-time coach with a 1,271-438-9 (.747) record. His UM teams set a NCAA record with 20 consecutive playoff appearances. Fraser's expertise extended worldwide as well.

He got his coaching start with the Netherlands that spawned three European Championships. Fraser guided the 1973 United States team that won the world title. In 1987, he led the USA to three upsets of Cuba and ultimately a Silver Medal at the Pan American Games. On the international front, his crowning glory was becoming the first Team USA coach when baseball was a medal sport at the 1992 Summer Games. A 26-time coach of the year, he is a member of 10 halls of fame, including the first class inducted into the College Baseball Foundation Hall of Fame in 2006. Ron Fraser's uniform No. 1 was retired on April 24, 1993.

## #3 JIM MORRIS

Known as "3," Jim Morris was one of the most successful head coaches in college baseball history with 1,594 career victories as a Division I skipper.

In 25 seasons at Miami, Morris won 1,090 games, made the NCAA postseason in 23 straight years, reached the College World Series 13 times and won National Championships in 1999 and 2001 and the ACC Baseball Regular Season Championship in 2008, 2014 and 2016.

A three-time national coach of the year and 2008 Atlantic Coast Conference Coach of the Year, Morris set an NCAA record for guiding a program to the CWS in each of his first six years at UM. In addition, Morris has won 17 of 23 NCAA Regional appearances at UM, including a record 13 straight to start his tenure in Coral Gables. Morris's jersey was retired in a pregame ceremony on March 8, 2019.

## #5 DOUG SHIELDS

In a stellar four-year career, Shields set a high standard for UM centerfielders for years to come. The Tampa, Fla., native set seven offensive records while leading the Hurricanes to the school's first national title in 1982.

Shields is UM's career leader in games played with 284 and ranks second in career at bats with 871. He ranks third in runs scored (238) and hits (271), and is 10th in career RBI with 165. After graduating with a degree in marketing, Shields was signed by the Montreal Expos. However, a knee injury short circuited his pro aspirations. In 1988, Shields was one of 11 founders of the UM's Hall of Fame locker room in the varsity clubhouse.

## #11 PAT BURRELL

Pat Burrell is the only player in the history of University of Miami baseball to win the coveted Golden Spikes Award. He finished his UM career with the best batting average in school history, hitting .442 over his three-year career and first in slugging percentage at .886. Burrell finished second in career home runs with 61, second in total bases with 465, fifth in RBI with 187 and fourth in walks with 170.

His 1996 freshman campaign was one of the greatest seasons in college baseball history, hitting .484 with 23 home runs and 64 RBI on a team that finished runner-up for the national title. Burrell's sophomore season saw him finish with 21 home runs and a .409 average to go along with 76 RBI. He became Miami's first No. 1 overall pick in the Major League Draft in June of 1998 after hitting .432 with 17 home runs and 47 RBI in an injury-filled junior season.

## #12 MIKE FIORE

A four-year UM starter, Mike Fiore was a member of the 1988 gold medal-winning USA team. The gritty outfielder rewrote the Hurricanes' record book by setting 12 UM batting marks, including hits (341), runs (258), doubles (63), runs batted in (235) and total bases (506).

Fiore earned Freshman All-American honors in leading Miami to the 1985 NCAA crown and was a consensus All-American as a senior. He is also Miami's only Dick Howser Trophy winner, earning the honor in 1987 after leading UM to the College World Series in Omaha, Neb. Fiore completed his business degree on time in 1988, and following that season, was drafted and signed by the St. Louis Cardinals. For five seasons, he was the the Associate Director and General Manager for USA Baseball.

## #15 SKIP BERTMAN

The first Hurricane baseball coach to have his number retired is best known for taking raw talent and transforming it into wins for Miami and a professional prospect. Bertman served as an assistant under Ron Fraser from 1975-83. He was then named the Head Coach at Louisiana State where he quickly turned that program into a national powerhouse. He played for UM as a catcher and outfielder from 1958-60.

Bertman was also the head coach of the 1996 United States Olympic Baseball Team and is a member of the University of Miami Sports Hall of Fame. Bertman joined Fraser as an inaugural inductee into the College Baseball Foundation Hall of Fame in 2006.

# RETIRED NUMBERS

## #20 ORLANDO GONZALEZ

Orlando Gonzalez's aggressive style of play at the plate and on the base paths led the Hurricanes to their first College World Series berth in 1974, a runner-up finish to Southern California. Gonzalez was named to the all-tournament team for his efforts at the CWS.

He won the 1974 Lefty Gomez Plate as the Outstanding Player in College Baseball as well as All-America honors by The Sporting News and the NCAA Coaches Association. He hit .338 with 38 stolen bases as a junior and .402 and 62 swipes as a senior in 1974. Drafted by Cleveland, he saw major league action with the Indians, As and Phillies.

## #23 CHARLES JOHNSON

Charles Johnson was a three-year letterman for the Hurricanes from 1990-92 and a first-team All-American by The Sporting News in his final season. He currently is listed in the record book in three offensive categories: triples in a season (first, 9), triples in a career (fifth, 12) and home runs in a career (ninth, 38).

Additionally, Johnson led the team in home runs in all three seasons in Coral Gables, as well as RBI in 1992. He was drafted by the Florida Marlins in the first round after his junior season in 1992 and enjoyed a MLB career that spanned 12 seasons.

## #25 RANDY GUERRA

"Dandy Randy" was "Mister Do-It-All for UM", excelling on the mound and at bat from 1976 to 1979. He won 20 games as a hurler, but was best known as a long-ball hitting first baseman. Guerra finished his career in Coral Gables eighth on the career games played list with 238 appearances.

Guerra's consistency also landed him fifth on the career at bats chart with 839. During his four-year career, Guerra flashed excellent skills at the plate, finishing sixth in Miami history with 252 hits. He also finished tied for ninth with 50 career doubles and tied for seventh with 39 career home runs. Maybe the most impressive statistic of Guerra's career was his 427 career total bases, which ranks third in Hurricane history, and 234 RBI, which ranks second.

## #26 NEAL HEATON

Neal "The Heater" Heaton holds many of UM's pitching records, including victories in a season with 18 and strikeouts in a game with 23. He is second in career wins with 42, third in strikeouts in a season with 172 and third in career strikeouts 381.

In three years, 1979-81, Heaton was twice named an All-American and in 1981 was selected by the Cleveland Indians and made the parent club after just one year in the minors. Heaton was the first Hurricane to play in a big league all-star game.

## #29 STAN JAKUBOWSKI

In 1974, as a 19-year-old sophomore, the right hander posted a 16-3 record and dazzling 1.46 ERA while being named to the AABCA All-America and All-College World Series teams. At the CWS, Jakubowski hurled a nine-hit complete game over Harvard in the Hurricanes' first CWS game ever. Miami finished runner-up to USC in their first College World Series.

Jakubowski finished his Miami career with a 40-14 record, 27 complete games, 432 innings pitched and 1.81 ERA. His 27 complete games is still a Miami school record. He was also a member of the 1974 United States team which won the World Amateur Championship under Ron Fraser.

## #33 J.D. ARTEAGA

J.D. Arteaga established himself as one of the greatest pitchers to ever take the mound at Mark Light Field. During his four-year career, Arteaga set school records for career starts (72) and victories (43). He is second all-time in innings pitched (458.1) and fifth in career strikeouts (343).

Arteaga ranks second in all-time College World Series starts, leading the Hurricanes to four appearances in Omaha. Arteaga was a 28th-round draft choice of the Mets in the 1997 MLB Draft. He retired in March of 2003 from professional baseball to become the pitching coach at his alma mater.

After 21 years as the pitching coach, Arteaga was elevated to the helm of the program prior to the 2024 season.



J.D. Arteaga



# ALL-TIME #PROCANES BY TEAM

## ARIZONA DIAMONDBACKS

PLAYER	POS	YEARS
Slade Cecconi	P	2023
Jorge Fabregas	C	1998
Chris Herrmann	C/OF	2016-17
Jon Jay	OF	2018, 2020
Peter O'Brien	OF	2015-16

## ATLANTA BRAVES

PLAYER	POS	YEARS
Brian Barton	OF	2009
Jorge Fabregas	C	1999

## BALTIMORE ORIOLES

PLAYER	POS	YEARS
Aubrey Huff	3B/DH	2007-09
Charles Johnson	C	1999-2000
Wayne Krenchicki	3B	1979-81
Mike Pagliarulo	3B	1993
Danny Valencia	3B/OF	2013, 2018
Jemile Weeks	2B	2014

## BOSTON RED SOX

PLAYER	POS	YEARS
Alex Cora	2B	2005-08
Chris Howard	P	1994
Al Richter	SS	1951, 1953
Danny Valencia	3B	2012
Jemile Weeks	2B	2014-15

## CHICAGO CUBS

PLAYER	POS	YEARS
Bobby Hill	2B	2002-03
Jon Jay	OF	2017
Scott Maine	P	2010-12

## CHICAGO WHITE SOX

PLAYER	POS	YEARS
Yonder Alonso	1B/DH	2019
Zack Collins	C	2019-21
Jorge Fabregas	C	1997
Alex Fernandez	P	1990-96
Yasmani Grandal	C	2020-2023
Romy Gonzalez	INF/OF	2021-2023
Chris Howard	P	1993
Jon Jay	OF	2019
Charles Johnson	C	2000
Nelson Santovenia	C	1992
Blake Tekotte	OF	2013

## CINCINNATI REDS

PLAYER	POS	YEARS
Yonder Alonso	1B/OF	2010-11
Danny Graves	P	1997-2005
Kenny Kelly	OF	2005
Wayne Krenchicki	3B	1982-85
Greg Vaughn	OF	1999

## CLEVELAND INDIANS

PLAYER	POS	YEARS
Yonder Alonso	1B	2018
Mike Armstrong	P	1987
Alex Cora	2B	2005
Orlando Gonzalez	1B/OF	1976
Danny Graves	P	1996-97, 2006
Neal Heaton	P	1982-86
Scott Maine	P	2012
Jason Michaels	OF	2006-08
Chris Perez	P	2009-13

## COLORADO ROCKIES

PLAYER	POS	YEARS
Yonder Alonso	1B	2019
Joe Grahe	P	1995
Charles Johnson	C	2003-04
Greg Vaughn	OF	2003

## DETROIT TIGERS

PLAYER	POS	YEARS
Bryan Garcia	P	2019-22
Aubrey Huff	DH	2009
Kurt Knudsen	P	1992-94
Wayne Krenchicki	3B	1983

## HOUSTON ASTROS

PLAYER	POS	YEARS
Buddy Harris	P	1970-71
Steve Hertz	3B	1964
Aubrey Huff	3B/OF	2006
Charlton Jimerson	OF	2005-06
Jason Michaels	OF	2009-11
Orlando Palmeiro	OF	2004-07

## KANSAS CITY ROYALS

PLAYER	POS	YEARS
Mike Armstrong	P	1982-83
Jorge Fabregas	C	2000
Neal Heaton	P	1992
Jon Jay	OF	2018
Ross Jones	SS	1987
Danny Rios	P	1998
Nelson Santovenia	C	1993
Danny Valencia	3B	2014

## LOS ANGELES ANGELS OF ANAHEIM

PLAYER	POS	YEARS
Jorge Fabregas	C	1994-97, '01-02
Joe Grahe	P	1990-94
Ryan Jackson	INF	2015
Jon Jay	OF	2021
Orlando Palmeiro	OF	1995-2002

## LOS ANGELES DODGERS

PLAYER	POS	YEARS
Tony Brewer	OF	1984
Alex Cora	2B	1998-2004
John Douglas	1B	1945
Charles Johnson	C	1998
Mike Metcalfe	OF	1998, 2000
Chris Perez	P	2014
Mike Piazza	C	1992-98
F.P. Santangelo	OF	2000
Yasmani Grandal	C	2015-18

## MIAMI MARLINS

PLAYER	POS	YEARS
Dave Berg	SS	1998-2001
Jorge Fabregas	C	1999
Alex Fernandez	P	1997-2000
Charles Johnson	C	1994-98, '01-02
Michael Neu	P	2004
Peter O'Brien	1B/OF	2018-19
Mike Piazza	C	1998
Gaby Sanchez	1B	2008-12

# ALL-TIME #PROCANES BY TEAM

## MILWAUKEE BREWERS

PLAYER	POS	YEARS
Ryan Braun	3B/OF	2007-20
Jorge Fabregas	C	2002
Gus Gandarillas	P	2001
Yasmani Grandal	P	2019
Neal Heaton	P	1992
Greg Vaughn	OF	1989-96

## MINNESOTA TWINS

PLAYER	POS	YEARS
Neal Heaton	P	1986
Chris Herrmann	C/OF	2012-15
Oscar Muñoz	P	1995
Mike Pagliarulo	3B	1991-93
Danny Valencia	3B	2010-12

## NEW YORK METS

PLAYER	POS	YEARS
Alex Cora	2B	2009-10
Jorge Fabregas	C	1998
Danny Graves	P	2005
Ross Jones	SS	1984
Mike Piazza	C	1998-2005

## NEW YORK YANKEES

PLAYER	POS	YEARS
Mike Armstrong	P	1984-86
Neal Heaton	P	1993
Mike Pagliarulo	3B	1984-89
Danny Rios	P	1997
Wade Taylor	P	1991
Jay Tessmer	P	1998-2000, 2002

## OAKLAND ATHLETICS

PLAYER	POS	YEARS
Yonder Alonso	1B	2016-17
Warren Bogle	P	1968
Orlando Gonzalez	1B/OF	1980
Chris Herrmann	C	2019
Michael Neu	P	2003
Mike Piazza	DH	2007
F.P. Santangelo	OF	2001
Danny Valencia	3B/OF/1B	2015-16
Jemile Weeks	2B	2011-13

## PHILADELPHIA PHILLIES

PLAYER	POS	YEARS
Pat Burrell	OF	2000-08
Orlando Gonzalez	1B/OF	1978
Joe Grahe	P	1999
Ryan Karp	P	1995, 1997
Jason Michaels	OF	2001-05

## PITTSBURGH PIRATES

PLAYER	POS	YEARS
Zack Collins	C	2022
Neal Heaton	P	1989-91
Bobby Hill	2B	2003-05
Jason Michaels	OF	2008
Gaby Sanchez	1B	2012-14

## SAN DIEGO PADRES

PLAYER	POS	YEARS
Yonder Alonso	1B/OF	2012-15
Mike Armstrong	P	1980-81
Cesar Carrillo	P	2009
Yasmani Grandal	C	2012-14
Jon Jay	OF	2016

Mike Pagliarulo	3B	1989-90
Mike Piazza	C	2006
Eddy Rodriguez	C	2012
Blake Tekotte	OF	2011-12
Greg Vaughn	OF	1996-98
Jemile Weeks	2B	2016

## SAN FRANCISCO GIANTS

PLAYER	POS	YEARS
Pat Burrell	OF	2010-11
Aubrey Huff	3B/OF	2010-12
F.P. Santangelo	OF	1999
Mike Schemer	1B	1945-46
Andrew Suarez	P	2018-20

## SEATTLE MARINERS

PLAYER	POS	YEARS
Yonder Alonso	1B	2017
Chris Herrmann	C	2018
Charlton Jimerson	OF	2007-08
Ross Jones	SS	1986
Jim Maler	1B	1981-83
Danny Valencia	3B/1B/OF	2017

## ST. LOUIS CARDINALS

PLAYER	POS	YEARS
Brian Barton	OF	2008
John Fulgham	P	1979-80
Ryan Jackson	INF	2012-13
Jon Jay	OF	2010-15
Orlando Palmeiro	OF	2003
Chris Perez	P	2008-09

## TAMPA BAY RAYS

PLAYER	POS	YEARS
Pat Burrell	OF	2009-10
Aubrey Huff	3B/OF	2000-06
Charles Johnson	C	2005
Kenny Kelly	OF	2000
Greg Vaughn	OF/DH	2000-02

## TEXAS RANGERS

PLAYER	POS	YEARS
Alex Cora	2B	2010
Chris Howard	P	1995
Mike Pagliarulo	3B	1995

## TORONTO BLUE JAYS

PLAYER	POS	YEARS
Dave Berg	SS	2002-04
Zack Collins	C	2022
Danny Valencia	3B/OF	2014-15

## WASHINGTON NATIONALS

PLAYER	POS	YEARS
Alex Cora	2B	2011
Neal Heaton	P	1987-88
Kenny Kelly	OF	2005
Wayne Krenchicki	3B	1986
F.P. Santangelo	OF	1995-98
Nelson Santovenia	C	1987-91

# ALL-TIME MLB DRAFT PICKS

## PRE-DRAFT ERA (through 1964)

YEAR	RD	PICK	NAME, POSITION	TEAM
1956 (1)	FA	—	Tommy Adams, OF	Phillies
1959 (1)	FA	—	Ed Harrison, OF	Indians
1962 (1)	FA	—	Larry Wilson, 1B	Athletics
1963 (1)	FA	—	Ernie Yaroshuk, OF	Phillies
1964 (2)	FA	—	Elmer Harris, P	White Sox
	FA	—	Bobby Ward, RHP	Cubs

## DRAFT ERA (1965-current)

YEAR	RD	PICK	NAME, POSITION	TEAM
1965 (1)	34	531	Bob Biletnikoff, OF <sup>A</sup>	Athletics
1966 (2)	1	17	Bob Biletnikoff, OF	Yankees
	<b>6</b>	<b>102</b>	<b>Warren Bogle, LHP<sup>A</sup></b>	<b>Athletics</b>
1967 (5)	1%	13	Fred Kampf, RHP <sup>A</sup>	Athletics
	<b>4%</b>	<b>73</b>	<b>Warren Bogle, LHP</b>	<b>Athletics</b>
	5%	96	Thomas Brown, SS	Giants
	7%	134	James Goodwin, RHP	Indians
	10%	172	Robert Yingling, 2B	Athletics
1968 (6)	1%	7	Larry Pyle, OF <sup>A</sup>	Braves
	<b>1%</b>	<b>15</b>	<b>Buddy Harris, RHP</b>	<b>Astros</b>
	3%	44	Fred Kampf, RHP <sup>A</sup>	Mets
	4%	72	Fred Kampf, RHP	Athletics
	FA	—	John Danchik, RHP	Red Sox
	FA	—	Dick Stureman, 3B	Mets
1969 (3)	1	2	Larry Pyle, OF	Yankees
	7	155	Jorge Maduro, C	Yankees
	25	578	Thom Lehman, LHP	Astros
1970 (1)	FA	—	Tony Barletta, C	Dodgers
1971 (4)	2%	26	Joel Green, SS	Cubs
	5%	105	John Bush, OF	Brewers
	24	568	Terry Brown, LHP	Giants
	FA	—	Tom Borzecki, LHP	Giants
1972 (2)	2	29	Vincent Roberto, OF	Brewers
	FA	—	Ferris French, RHP	Red Sox
1973 (4)	FA	—	Bob Bartlett, P	Mets
	FA	—	Ralph Edwards, C	Tigers
	FA	—	Rick Patrylo, RHP	Cubs
	FA	—	Wally Pontiff, LHP	Rangers
1974 (6)	<b>1</b>	<b>24</b>	<b>Mike Armstrong, RHP</b>	<b>Reds</b>
	2	26	Witt Beckman, OF	Padres
	<b>18</b>	<b>410</b>	<b>Orlando Gonzalez, 1B</b>	<b>Indians</b>
	35	664	Rick Reichle, 3B	Orioles
	FA	—	Benny Castillo, 2B	Expos
	FA	—	Manny Trujillo, OF	Indians
1975 (6)	2%	32	James Crosta, SS	White Sox
	3	53	Tom Baxter, RHP	Reds
	27	613	Craig Thorpe, RHP	Pirates
	FA	—	Jerry Brust, RHP	Angels
	FA	—	Rick D'Innocenzio, OF	Giants
	FA	—	Tom Holliday, C	Pirates
1976 (6)	<b>1</b>	<b>7</b>	<b>Wayne Krenchicki, SS</b>	<b>Orioles</b>
	<b>1</b>	<b>15</b>	<b>John Fulgham, RHP</b>	<b>Cardinals</b>
	12	280	Pat Callahan, C <sup>A</sup>	Yankees
	28	623	Rick Montoni, OF <sup>A</sup>	Braves
	FA	—	Stan Jakubowski, RHP	Pirates
	FA	—	Bill Malpas, 2B	Reds
1977 (4)	1%	9	Steve Lerner, LHP	Orioles
	8	205	Pat Callahan, C	Yankees
	14	339	Rick Montoni, OF	White Sox
	FA	—	Gavin Long, RHP	Brewers
1978 (7)	<b>1</b>	<b>5</b>	<b>Jim Maler, 1B</b>	<b>Mariners</b>
	3	73	Augie Ruiz, LHP	Dodgers
	19	485	Howie Shapiro, IF <sup>A</sup>	Rangers
	21	522	Randy Guerra, IF <sup>A</sup>	Brewers
	25	602	Humberto Acosta, OF	Brewers
	FA	—	Kevin Ruffler, C	Astros
	FA	—	Tony Vila, RHP	Royals

1979 (9)	11	261	Mark Batten, RHP	Mariners
	13	333	Ron Batter, C	Royals
	14	363	Randy Guerra, 1B	Yankees
	19	482	Alfredo Rodriguez, IF	Padres
	37	841	Howie Shapiro, 2B	Cubs
	FA	—	Erol Akchurin, RHP	Yankees
	<b>FA</b>	<b>—</b>	<b>Tony Brewer, OF</b>	<b>Yankees</b>
	FA	—	George Persandi, LHP	Twins
	FA	—	Wes Robbins, 2B	Yankees
1980 (8)	<b>1</b>	<b>9</b>	<b>Ross Jones, SS</b>	<b>Dodgers</b>
	9	233	Matt Tyner, OF	Orioles
	14	357	Bob Bastian, RHP	Angels
	18	459	Jeff Morrison, LHP	Tigers
	24	602	Matt Minium, OF	Indians
	43	831	Luis Duarte, C	Indians
	FA	—	Dave Bisceglia, C	Reds
	FA	—	Paul Hundhammer, IF	Red Sox
1981 (10)	<b>1</b>	<b>3</b>	<b>Rob Murphy, LHP</b>	<b>Reds</b>
	1	26	Frank Castro, C	Padres
	<b>2</b>	<b>39</b>	<b>Neal Heaton, LHP</b>	<b>Indians</b>
	<b>6</b>	<b>155</b>	<b>Mike Pagliarulo, 3B</b>	<b>Yankees</b>
	8	194	Brian Silvas, RHP	Indians
	13	325	Tom Gil, OF	Pirates
	14	363	Mike Browning, RHP	Yankees
	19	473	Jeff Morrison, LHP	Padres
	FA	—	Rob Biagini, RHP	Giants
	FA	—	Alex DeJesus, 1B	Expos
1982 (7)	1	2	Scott Parsons, OF	Padres
	<b>1%</b>	<b>19</b>	<b>Nelson Santovenia, C</b>	<b>Expos</b>
	18	459	Mike Kasprzak, RHP	Astros
	24	612	Sam Sorce, RHP	Rangers
	29	731	Doug Shields, OF <sup>A</sup>	Rangers
	FA	—	Eddie Escribano, RHP	Athletics
	FA	—	Mickey Williams, OF	Giants
1983 (14)	2	37	Eduardo Gonzalez, C	Rangers
	2%	33	Mark Bauer, RHP	Athletics
	8	202	Dave Eichborn, RHP	Dodgers
	10	238	Danny Smith, LHP	Reds
	10	243	Bill Wrona, SS	Mariners
	16	397	Orlando Artiles, OF	Athletics
	20	519	Phil Lane, OF <sup>A</sup>	Brewers
	25	620	Calvin James, OF <sup>A</sup>	Cubs
	28	688	Camilo Pascual, RHP	Athletics
	FA	—	Pat Griffin, P	Tigers
	FA	—	Steve Lusby, 1B	Angels
	FA	—	Mike Sanicola, OF	Yankees
	FA	—	Mitch Seoane, IF	Yankees
	FA	—	Javier Velazquez, OF	Dodgers
1984 (8)	2	52	Rob Souza, RHP	Tigers
	6	149	Clarke Lange, 3B	Astros
	7	175	Robert Smith, RHP	Blue Jays
	16	414	Phil Lane, OF	Yankees
	19	478	Juan Yancof, RHP	Twins
	21	543	Darren Mandel, C	Yankees
	29	702	Doug Shields, OF	Expos
	FA	—	Frank Russo, RHP	Reds
1985 (7)	8	210	Don Rowland, 2B	Tigers
	13	326	Calvin James, OF	Astros
	13	340	Alain Patenaude, RHP	Tigers
	18	459	Rick Raether, RHP <sup>A</sup>	Angels
	30	760	Kevin Sheary, RHP <sup>A</sup>	Cardinals
	FA	—	Jon Leake, 3B	Brewers
	FA	—	Willie Martinez, 1B	Orioles
1986 (7)	<b>1%</b>	<b>4</b>	<b>Greg Vaughn, OF</b>	<b>Brewers</b>
	6	137	Rick Raether, RHP	Rangers
	13	317	Dan Davies, LHP	Indians
	25	628	Kevin Sheary, RHP	Mariners
	<b>FA</b>	<b>—</b>	<b>Chris Howard, LHP</b>	<b>Yankees</b>
	FA	—	Gus Meizoso, LHP	Rangers
	FA	—	Kevin Ryan, RHP	Dodgers

# ALL-TIME MLB DRAFT PICKS

1987 (5)	22	560	Mike Parks, RHP	Dodgers	1996 (15)	3	<b>88</b>	<b>Alex Cora, SS</b>	<b>Dodgers</b>	
	22	574	Chris Lee, RHP	Astros		6	158	Jim Gargiulo, C	Cardinals	
	53	1203	David Taylor, OF	Yankees		9	274	Denis Pujals, RHP	Devil Rays	
	FA	—	Mike Gibbons, RHP	Expos		10	299	Rudy Gomez, 2B	Yankees	
1988 (11)	FA	—	<b>Wade Taylor, RHP</b>	<b>Yankees</b>	17	503	John Kertis, RHP	Rangers		
	5	<b>125</b>	<b>Joe Grahe, RHP<sup>A</sup></b>	<b>Athletics</b>	17	514	Mike DeCelle, OF	Devil Rays		
	9	<b>239</b>	<b>Kurt Knudsen, RHP</b>	<b>Tigers</b>	18	537	Allen Westfall, RHP	Mariners		
	15	392	Mike Fiore, OF	Cardinals	28	825	T.R. Marcinczyk, 1B	Athletics		
	20	507	Kirk Dulong, 3B	Angels	37	1088	Clint Weib, RHP	Cardinals		
	26	669	Jorge Robles, 2B	Mariners	43	1272	Eddie Rivero, OF	Phillies		
	28	715	Frank Dominguez, C	Angels	43	1273	Kenard Lang, 1B <sup>A</sup>	White Sox		
	30	774	Trevor Weeks, C	Reds	45	1320	Tris Moore, OF	Tigers		
	30	779	Will Vespe, 1B <sup>A</sup>	Twins	54	1516	J.D. Artega, LHP <sup>A</sup>	Pirates		
	53	1291	Doug DeKock, C	Expos	57	1570	Juan Galban, LHP	Braves		
	62	<b>1390</b>	<b>Mike Piazza, C</b>	<b>Dodgers</b>	60	1596	Ryan Grimmett, OF <sup>A</sup>	Mariners		
	FA	—	Steffen Majer, RHP	Cardinals	1997 (9)	7	234	Eddy Reyes, RHP	Devil Rays	
	2	<b>39</b>	<b>Joe Grahe, RHP</b>	<b>Angels</b>		15	<b>464</b>	<b>Jason Michaels, OF<sup>A</sup></b>	<b>Cardinals</b>	
	<b>20</b>	<b>514</b>	<b>F.P. Santangelo, SS</b>	<b>Expos</b>		16	504	Laz Gutierrez, LHP <sup>A</sup>	Rays	
26	666	Jose Trujillo, 2B	Cardinals	18		535	Ryan Grimmett, OF	Tigers		
60	1420	Rey Noriega, OF	Yankees	22	655	Mandy Jacomino, OF	Tigers			
FA	—	Henry Hernandez, 1B	Cardinals	26	780	J.D. Artega, LHP	Cardinals			
FA	—	Mike Hinde, OF	Twins	44	1301	Brad Brewer, SS	Angels			
FA	—	Will Vespe, OF	Indians	FA	—	Mike Lopez-Cao, C	Devil Rays			
FA	—	Larry Walker, C	Yankees	1998 (8)	1	<b>1</b>	<b>Pat Burrell, 3B</b>	<b>Phillies</b>		
1990 (5)	1	<b>4</b>	<b>Alex Fernandez, RHP</b>		<b>White Sox</b>	2	47	Robbie Morrison, RHP	Royals	
	5	<b>136</b>	<b>Oscar Muñoz, RHP</b>		<b>Twins</b>	3	96	Alex Santos, RHP <sup>A</sup>	Dodgers	
	26	714	Shawn Purdy, RHP <sup>A</sup>		Athletics	4	<b>104</b>	<b>Jason Michaels, OF</b>	<b>Phillies</b>	
	FA	—	Juan Flores, C	Brewers	5	<b>162</b>	<b>Aubrey Huff, 3B</b>	<b>Devil Rays</b>		
FA	—	Chris Hirsch, C	Expos	8	248	Todd Ozias, RHP	Angels			
1991 (7)	1	<b>34</b>	<b>Jorge Fabregas, 3B</b>	<b>Angels</b>	13	387	Laz Gutierrez, LHP	Tigers		
	16	428	Shawn Purdy, RHP	Angels	FA	—	German Alvarez, OF	Braves		
	<b>22</b>	<b>569</b>	<b>Ryan Karp, LHP<sup>A</sup></b>	<b>Braves</b>	1999 (7)	2	<b>66</b>	<b>Bobby Hill, SS<sup>A</sup></b>	<b>White Sox</b>	
	<b>33</b>	<b>871</b>	<b>Orlando Palmeiro, OF</b>	<b>Angels</b>		3	96	Russ Jacobson, C	Phillies	
39	1014	Maurice Crum, C	Brewers	4		115	Alex Santos, RHP	Devil Rays		
FA	—	Scott Lucas, 2B	Brewers	7		216	David Gil, RHP <sup>A</sup>	Phillies		
FA	—	Mike Tosar, 2B	Mets	<b>29</b>	<b>878</b>	<b>Michael Neu, RHP</b>	<b>Reds</b>			
1992 (9)	1	<b>28</b>	<b>Charles Johnson, C</b>	<b>Marlins</b>	FA	—	Darryl Roque, RHP	Expos		
	3	<b>94</b>	<b>Gus Gandarillas, RHP</b>	<b>Twins</b>	FA	—	Brian Seever, OF	Angels		
	5	139	Jeff Alkire, LHP	Cardinals	2000 (5)	2	<b>43</b>	<b>Bobby Hill, SS</b>	<b>Cubs</b>	
	9	242	Ryan Karp, LHP	Yankees		3	93	David Gil, RHP	Reds	
	17	469	Jonathon Smith, OF	Mets		14	416	Manny Crespo, OF	Mariners	
	FA	—	Chris Anderson, IF	Angels		40	1200	Mark Walker, OF	Giants	
	FA	—	Kevin DiGiacomo, 1B	Indians	44	1314	Kevin Brown, 1B <sup>A</sup>	Red Sox		
	FA	—	Gino DiMare, OF	Red Sox	2001 (13)	2	54	Mike Rodriguez, OF	Astros	
	FA	—	Frank Mora, C	Mets		4	121	Chris Sheffield, RHP	Blue Jays	
	FA	—	Jose Prado, RHP	Dodgers		4	132	Brian Walker, LHP	Mets	
	1993 (6)	8	214	Silvio Censale, LHP		Phillies	5	<b>146</b>	<b>Charlton Jimerson, OF</b>	<b>Astros</b>
	10	272	<b>Dave Berg, 2B</b>	<b>Marlins</b>	7	207	Tom Farmer, RHP	Tigers		
	44	1238	Chad Rupp, 1B	Twins	11	330	Marcus Nettles, OF	Padres		
	FA	—	Danny Rios, RHP	Yankees	16	488	Mike DiRosa, C	Diamondbacks		
FA	—	Rick Ellstrom, IF	Padres	17	507	Dan Smith, RHP	Tigers			
1994 (9)	2	55	Kenny Henderson, RHP <sup>A</sup>	Expos	19	585	Kevin Brown, 1B	Braves		
	3	<b>76</b>	<b>Mike Metcalfe, SS</b>	<b>Dodgers</b>	28	831	Troy Robertson, RHP <sup>A</sup>	Rangers		
	4	<b>101</b>	<b>Danny Graves, RHP</b>	<b>Indians</b>	37	1112	Kris Clute, 2B	Marlins		
	10	278	Bruce Thompson, OF <sup>A</sup>	Cardinals	FA	—	Greg Lovelady, C	Marlins		
	15	425	Sean Duncan, LHP	White Sox	FA	—	Alex Prendes, LHP	Red Sox		
	21	569	Alex Miranda, 1B	Athletics	2002 (7)	5	135	Kevin Howard, 3B	Reds	
	21	581	Eric Morgan, RHP	Mariners		5	144	Jay Rodriguez, SS	Angels	
	33	904	Luis Hernandez, 2B	Mets		11	322	Kiki Bengochea, RHP	Rangers	
	45	1238	Walter Owens, OF	Indians		15	457	Matt Dryer, 1B	Giants	
	1995 (10)	5	117	Kenny Henderson, RHP	Padres	21	632	T.J. Prunty, RHP	Twins	
		11	284	Danny Buxbaum, 1B	Angels	23	692	Danny Matienzo, C <sup>A</sup>	Twins	
		12	327	Bruce Thompson, OF	Giants	47	1394	Troy Robertson, RHP	Mets	
		13	341	Rick Gama, 2B	Padres	2003 (1)	35	1040	Jim Burt, 1B <sup>A</sup>	Blue Jays
		19	<b>534</b>	<b>Jay Tessmer, RHP</b>	<b>Yankees</b>		2004 (7)	2	54	Erick San Pedro, C
30		838	Jason Adge, RHP	Indians	10			299	Adam Ricks, 2B	White Sox
31		866	Ricky Gonzalez, C	Indians	19			554	Jim Burt, 1B	Mets
36		1002	Adam Finnieston, OF	Royals	26	771		J.D. Cockroft, LHP	Rangers	
42		1176	Pete DeMorejon, RHP	White Sox	38	1133	Richard Giannotti, OF	Angels		
46		1283	Denis Pujals, RHP <sup>A</sup>	Yankees	40	1207	Danny Figueroa, OF <sup>A</sup>	Athletics		
					FA	—	<b>Brian Barton, OF</b>	<b>Indians</b>		

# ALL-TIME MLB DRAFT PICKS

2005 (10)	1	5	<b>Ryan Braun, 3B</b>	<b>Brewers</b>	2015 (5)	2	<b>61</b>	<b>Andrew Suarez, LHP</b>	<b>Giants</b>	
	1	18	<b>Cesar Carrillo, RHP</b>	<b>Padres</b>		4	119	David Thompson, 3B	Mets	
	4	<b>126</b>	<b>Gaby Sanchez, C</b>	<b>Marlins</b>		7	211	George Iskenderian, 3B	Brewers	
	9	273	Paco Figueroa, 2B	Orioles		14	432	Garrett Kennedy, C	Dodgers	
	10	305	Chiqui Chirino, LHP	White Sox		16	485	Ricky Eusebio, OF	Mariners	
	23	685	Brendan Katin, OF	Brewers		2016 (7)	1	<b>10</b>	<b>Zack Collins, C</b>	<b>White Sox</b>
	24	711	Vince Bongiovanni, RHP	Diamondbacks			6	170	Willie Abreu, OF	Rockies
	34	1022	Brandon Camardese, LHP	Reds		6	<b>175</b>	<b>Bryan Garcia, RHP</b>	<b>Tigers</b>	
	43	1289	Danny Figueroa, OF	Orioles		10	303	Brandon Lopez, SS	Twins	
	FA	—	Dan Touchet, RHP	Rangers		15	447	Danny Garcia, LHP	Mariners	
2006 (7)	1	<b>42</b>	<b>Chris Perez, RHP</b>	<b>Cardinals</b>	18	545	Jacob Heyward, OF	Giants		
	2	<b>74</b>	<b>Jon Jay, OF</b>	<b>Cardinals</b>	28	847	Johnny Ruiz, 2B <sup>^</sup>	Astros		
	4	111	Ricky Orta, RHP	Mariners	2017 (2)	12	349	Carl Chester, OF	Rays	
	8	233	Tommy Giles, OF	Dodgers		24	716	Jesse Lepore, RHP	Rockies	
	19	<b>576</b>	<b>Danny Valencia, 3B</b>	<b>Twins</b>	2018 (6)	11	341	Frankie Bartow, RHP	Nationals	
	20	<b>594</b>	<b>Eddy Rodriguez, C</b>	<b>Reds</b>		18	528	Romy Gonzalez, 3B	White Sox	
	23	<b>678</b>	<b>Scott Maine, LHP<sup>^</sup></b>	<b>Rockies</b>	18	544	Andrew Cabezas, RHP	Twins		
	2007 (6)	6	<b>193</b>	<b>Scott Maine, LHP</b>	<b>Diamondbacks</b>	28	825	Danny Reyes, OF	Tigers	
		8	271	Manny Miguelez, LHP	Tigers	29	855	Jeb Bargfeldt, LHP	Tigers	
		30	921	Danny Gil, RHP	Astros	34	1025	Michael Mediavilla, LHP	Brewers	
34		1024	Enrique Garcia, RHP <sup>^</sup>	Cubs	2019 (5)	9	278	Evan McHenry, RHP	Rays	
48		1402	Walter Diaz, SS	Indians		15	451	Greg Veliz, RHP	Angels	
FA		—	Roger Tomas, SS	Tigers	21	640	Michael Amditis, C	Indians		
2008 (8)		1	<b>7</b>	<b>Yonder Alonso, 1B</b>	<b>Reds</b>	26	791	Mark Mixon, RHP	Dodgers	
		1	<b>12</b>	<b>Jemile Weeks, 2B</b>	<b>Athletics</b>	40	1213	Tyler Keyser, RHP <sup>^</sup>	Brewers	
		1	27	Carlos Gutierrez, RHP	Twins	2020 (5)	1	<b>33</b>	<b>Slade Ceconci, RHP</b>	<b>Diamondbacks</b>
		2	66	Dennis Raben, OF	Mariners		2	46	Chris McMahon, RHP	Rockies
	3	<b>101</b>	<b>Blake Tekotte, OF</b>	<b>Padres</b>	2	53	Freddy Zamora, SS	Brewers		
	4	129	Mark Sobolewski, 3B	Blue Jays	FA	—	Brian Van Belle, RHP	Red Sox		
	24	719	Enrique Garcia, RHP	Reds	FA	—	Tyler Keyser, RHP	Reds		
	26	786	Adan Severino, OF	Twins	2021 (4)	2	67	Adrian Del Castillo, C	Diamondbacks	
	5	144	Jason Hagerty, C	Padres		6	171	Jake Smith, RHP	Angels	
	5	<b>159</b>	<b>Ryan Jackson, SS</b>	<b>Cardinals</b>		15	480	Anthony Villar, C	Padres	
5	163	Kyle Bellamy, RHP	White Sox	FA		—	Daniel Federman, RHP	Orioles		
6	<b>192</b>	<b>Chris Herrmann, C</b>	<b>Twins</b>	2022 (6)		3	88	Carson Palmquist, LHP	Rockies	
20	620	Eric Erickson, LHP <sup>^</sup>	Cubs			4	122	Alex McFarlane, RHP	Phillies	
28	841	Dave DiNatale, OF	Rockies			9	261	Maxwell Romero Jr., C	Nationals	
36	1073	John Housey, RHP	Mariners			11	361	Jacob Burke, OF	White Sox	
37	1122	David Gutierrez, RHP <sup>^</sup>	Twins	17		514	Jacob Garland, RHP	Athletics		
46	1400	Glenn Cook, OF (football)	Cubs	18		527	Andrew Walters, RHP <sup>^</sup>	Orioles		
2010 (5)	1	<b>12</b>	<b>Yasmani Grandal, C</b>	<b>Reds</b>	2023 (9)	2	40	Yohandy Morales, 3B	Nationals	
	7	233	Chris Hernandez, LHP	Red Sox		2	62	Andrew Walters, RHP	Guardians	
	18	555	David Gutierrez, RHP	Twins		3	93	CJ Kayfus, OF	Guardians	
	29	881	Scott Lawson, 2B	Rays		5	144	Alejandro Rosario, RHP	Rangers	
	30	919	Iden Nazario, LHP	Cardinals		5	158	Zach Levenson, OF	Cardinals	
	2011 (7)	2	90	Harold Martinez, 3B		Phillies	7	198	Dominic Pitelli, SS	Reds
		3	98	Zeke DeVoss, OF		Cubs	FA	—	Carlos Lequerica, RHP	Tigers
		8	260	Danny Miranda, LHP		Cardinals	FA	—	Ronaldo Gallo, RHP	Pirates
		16	500	Travis Miller, RHP		Cardinals	FA	—	Alejandro Torres, RHP	Astros
		17	513	Nathan Meledres, OF		Mariners	2024 (7)	2	<b>57</b>	<b>Andrew Suarez, LHP<sup>^</sup></b>
32		984	Sam Robinson, LHP	Rangers	5	163		Chris Diaz, LHP	Braves	
42		1263	David Villasuso, C	Mariners	7	214		Dale Carey, OF	Nationals	
2		<b>94</b>	<b>Peter O'Brien, C</b>	<b>Yankees</b>	9	256		Bryan Radziewski, LHP	Astros	
7		238	E.J. Encinosa, RHP	Giants	10	296		Javi Salas, RHP	Brewers	
8		264	Stephen Perez, SS	Nationals	21	629		Tyler Palmer, OF	Angels	
20	611	Steven Ewing, LHP	Mariners	40	1186	Alex Hernandez, 2B		Astros		
34	1057	Eric Erickson, LHP	Yankees							
FA	—	Rony Rodriguez, OF	Cubs							
FA	—	Cade Kreuter, IF	Padres							
2013 (5)	21	619	Eric Nedeljkovic, RHP	Rockies						
	29	867	Chantz Mack, OF	Mariners						
	29	875	Bryan radziewski, LHP <sup>^</sup>	Cardinals						
	38	1130	Javi Salas, RHP <sup>^</sup>	Brewers						
	FA	—	Alex San Juan, C	Rockies						
	2014 (7)	2	<b>57</b>	<b>Andrew Suarez, LHP<sup>^</sup></b>	<b>Nationals</b>					
		5	163	Chris Diaz, LHP	Braves					
		7	214	Dale Carey, OF	Nationals					
		9	256	Bryan Radziewski, LHP	Astros					
		10	296	Javi Salas, RHP	Brewers					
21		629	Tyler Palmer, OF	Angels						
40		1186	Alex Hernandez, 2B	Astros						

**Key:** Players selected in June/July Draft unless otherwise noted. Only one draft (June/July Draft) following the 1987 season. The first draft was held in 1965. Prior to that players just signed professional contracts.

**Bold - played or plays in the Major Leagues**

<sup>^</sup> - Returned to school

\$ - Selected in January draft

% - June Secondary draft

# ALL-TIME BASEBALL LETTERMEN

## A

Abrams, Sam	2011, 2013-15
Abreu, Willie	2014-16
Acosta, Humberto	1977-78
Adams, Tommy	1953-56
Adams, Larry	1948
Addison, Brent	1986
Adge, Jason	1995
Adler, Jim	1951
Akchurin, Erol	1977-78
Albir, Marcelo	2003-04, 06
Alfonso, Gus	1998
Alfonso, Raudel	2005-06
Alonso, Yonder	2006-08
Allen, Connor	2018
Allen, Jon	2004
Alkire, Jeff	1989-92
Alvarez, Bob	1952-53
Alvarez, German	1997-98
Alvarez, Ryan	2016
Amditis, Michael	2017-19
Anderson, Chris	1988, 90-92
Archer, John	1961-62
Arguelles, Anthony	2021-22
Armstrong, Mike	1973
Arrieta, Fadul	1992-93
Arteaga, J.D.	1994-97
Artiles, Orlando	1982-83

## B

Baldoni, Fred	1947-50
Baldor, Nico	2017
Bargfeldt, Jeb	2017-18
Barkett, Matt	2002-03
Barletta, Tony	1969-70
Barnes, George	1964
Barquin, Tony	1980-81
Barr, Christopher	2013, 2015-17
Barrett, Pat	1970-71
Bartell, John	1958-60
Bartlett, Bob	1971-73
Bastian, Bob	1980
Barton, Brian	2003-04
Bartow, Frankie	2016-18
Batista, Randy	2016-17
Battaglia, Tom	1971
Battaglia, Vince	1970-71
Batten, Mark	1976-79
Batter, Ron	1978-79
Bauer, Mark	1983
Baxter, Tom	1974
Beal, Stuart	1954
Beasley, Sean	1996
Beauprez, Derik	2014-15
Beckman, Witt	1972-75
Beer, Irv	1953
Beish, Greg	1971

Bellamy, Kyle	2007-09
Bengochea, Kiki	2000-02
Benoit, Jerry	1951-53
Berg, Dave	1992-93
Berry, Steve	1973
Berry, Red	1959-61
Berryman, Dick	1947-48
Bertani, Fred	1963-65
Berthelot, Eric	1993
Bertman, Skip	1958-60
Best, Gary	1992
Biajini, Rob	1980-81
Biletnikoff, Bob	1965
Bisceglia, Dave	1980
Blackman, Ted	2009-10
Blanco, Alex	2002-04
Blank, Jerry	1946
Blanton, Ed	1946
Blanton, Jack V.	1946
Bodanza, Spencer	2020-21
Boden, Eddie	1948-49
Bogle, Warren	1966-67
Boguszewski, Hank	1973
Bongiovanni, Vince	2002-05
Bonofiglio, Mario	1954
Booth, Dean	1960-61
Borgese, Jeff	1989
Born, Chad	2021
Borowicz, Ray	1971
Borzecki, Tom	1968-71
Bossory, John	1963-65
Brady, John	1962-65
Braendel, Gunther	2023
Brande, Luis	1975-76
Brannan, Ryan	1994-95
Braun, Ryan	2003-05
Bravo, Eddie	1968-69
Brenan, Mike	1958-59
Breslof, Steve	1974-75
Brewer, Tony	1978-79
Brewer, Bob	1957-59
Brewer, Brad	1997
Briggi, Danny	2015
Broad, Michael	2010-13
Brooks, Walt	1979
Brown, Clint	1992
Brown, Kevin	1998-01
Brown, Tom	1967
Brown, Terry	1970-72
Browning, Mike	1981
Bruce, Wayne	1973
Bruckner, Dan	1987-88
Brust, Jerry	1974-75
Buchowski, Barry	2016-17
Bundrick, Brian	1996
Burke, Jacob	2022
Burmester, Lou	1980
Burnett, *	1946
Burns, Michael	2017-18
Burrell, Bill	1950-51

Burrell, Pat	1996-98
Burt, Jim	2001-04
Burton, Tim	1996
Bush, Todd	1990-91
Buxbaum, Danny	1994-95

## C

Caba, Myles	2023
Cabezas, Andrew	2016-18
Callahan, Pat	1976-77
Cameron, Rusty	1970
Campbell, Whitey	1947-50
Camardese, Brandon	2002-05
Canevari, Dan	1979
Cannizzaro, Frank	1996
Carapella, Al	1949-50
Carey, Dale	2011-14
Carmona, Yordani	2020
Carr, Dave	1982-83
Carrier, Lorenzo	2022-23
Carrillo, Cesar	2004-05
Cartaya, Oscar	1997
Carter, Dick	1951-52
Carter, Kevin	1983-84
Cash, Charlie	1984
Casoria, Len	1955-56
Castillo, Benny	1971-74
Castro, Frank	1979-81
Catalino, *	1963
Caudle, Jim	1953, 57
Cecconi, Slade	2019-20
Censale, Silvio	1991-93
Chaney, Joe	1977
Channell, Ryan	1999
Chefas, John	1963
Chester, Carl	2015-17
Chestnutt, Ben	2023
Chirino, Chiqui	2003-04
Cianchini, Elliot	1989-90
Clark, Jim	1947
Clark, Al	1984
Cloonan, Dylan	2018-19
Clute, Kris	1998-01
Cockroft, J.D.	2001-04
Cohn, Andrew	2001-04
Colasanti, Art	1966
Coleman, Greg	1990-93
Collazo, Lazaro	1985
Collins, John	1965-66
Collins, Zack	2014-16
Conley, Jeff	1982
Connell, Jerry	1953
Contreras, Ed	1957-59
Cook, Jeremy	2018-19
Cooper, Rob	1993
Cora, Alex	1994-96
Cortina, Bucky	1948-50, 52
Crespo, Manny	1998-00
Crocitto, Peter	2015-16

# ALL-TIME BASEBALL LETTERMEN

Crosbie, Chad 2019-20  
 Crowther, Ashton 2023  
 Crosta, Jim 1973-75  
 Crow, Dean 1992  
 Crum, Maurice 1990-91  
 Cucuzza, John 1973  
 Cuervo, Bernie 1993  
 Cyr, Blake 2023

## D

D'Innocenzio, Rick 1974-75  
 Danchik, John 1966-68  
 Dangel, Al 1958-60  
 Davies, Dan 1983-86  
 Davison, James 2017  
 Day, Steve 1990-91  
 Deardorff, Lou 1951-52  
 DeBold, Luke 1999-02  
 DeBold, Rusty 1985-86  
 DeCelle, Michael 1996  
 Deem, Cliff 1967-69  
 Dehlinger, Rick 1978  
 DeJesus, Alex 1978-81  
 DeKock, Doug 1987-88  
 DeKreon, Bob 1955  
 Del Castillo, Adrian 2019-21  
 Del Castillo, Christian 2021  
 Del Giudice, Rick 1977-80  
 Del Rio, Ted 1951-52  
 Deliz, Chico 1960-62  
 DeMola, Oscar 1975  
 Dermigny, Sam 1946  
 Desmond, Bill 1948-50  
 DeVoss, Zeke 2010-11  
 Díaz, Carlos 2014  
 Díaz, Chris 2012-14  
 Díaz, Rick 1978-79  
 Díaz, Sebastian 2014-15  
 Díaz, Walter 2005  
 Diego, Kevin 2007  
 DiGiacomo, Kevin 1990-92  
 DiFalco, Joe 1972-73  
 DiGiammarino, Larry 1960  
 DiMare, Gino 1989-92  
 DiMare, Richard 1962  
 DiNatale, Dave 2007-09  
 Dini, Greg 2002-03  
 DiRosa, Mike 1999-01  
 Dixon, Ryan 2002-03  
 Dollar, Toby 1994  
 Dominguez, Frank 1985-88  
 Donahue, Karl 1950-52  
 Dorish, Dave 1991-92  
 Dryer, Matt 1999-01  
 Duarte, Lou 1979  
 Dubberly, Jordan 2021-22  
 Duffin, Tom 1986  
 Dulom, Kirk 1986-87, 89  
 Duncan, Sean 1994

Dunkle, Sheldon 1956-58  
 Dyshuk, Pete 1951

## E

Eccleston,\* 1963  
 Edwards, Ralph 1973  
 Egnatuk, Wally 1980  
 Eich, Gene 1964  
 Eich, Dennis 1962-64  
 Eichhorn, Dave 1983  
 Ellena, Greg 1983-86  
 Ellison, Ernie 1949  
 Ellstrom, Rick 1992-93  
 Encinosa, E.J. 2010-12  
 Epstein, Daniel 2016-18  
 Erickson, Eric 2007-08, 10, 12  
 Erickson, Greg 1990  
 Erwin, Mat 1994  
 Escala, Willy 2018-19  
 Escribano, Eddie 1979-80, 82  
 Espinal, Luis 2021  
 Esquivel, Lale 1997, 99-00  
 Estrada, Bobby 1979  
 Eusebio, Ricky 2013-2015  
 Ewing, Steven 2010-12

## F

Fabregas, Jorge 1989-91  
 Fahy, Thomas 1961  
 Fairweather, Jamar 2021  
 Fanaro, Carl 1963  
 Farmer, Tom 1998-01  
 Farrell, Jon 1990  
 Farrow, Ian 2023  
 Fauci, Steve 1985  
 Federman, Daniel 2018-21  
 Feeney, Patrick 2005  
 Feldman, Richard 1976-77  
 Feldman, Robert 1976-77  
 Ferguson, Dave 1980  
 Ferguson, John 1947  
 Fernandez, Alex 1989  
 Fernandez, Alexander 2012-13  
 Ferrara, Tony 1949-51  
 Fieger, Brad 2011-2014  
 Fieler, Ralph 1949  
 Figueroa, Danny 2002-05  
 Figueroa, Paco 2002-05  
 Finnieston, Adam 1995  
 Fiore, Mike 1985-88  
 Fischer, Ed 1974  
 Fitch, Bob 1963  
 Fitzgerald, Mike 1964-65  
 Fleizach, Frank 1998  
 Flick, Vaughn 1973-75  
 Flores, Juan 1989-90  
 Floyd, Rick 1973-74  
 Flynn, Bobby 1972-75

Fordyce, Larry 1967-68  
 Foster, Harvey 1962-64  
 Franantonio, Frank 1948  
 Frank, Adam 2021  
 Frear, Fred 1954  
 Freitas, Nick 2006-07  
 French, Ferris 1968-70  
 Frese, Roger 1957  
 Frey, Eric 1974  
 Fuko, Dean 1971-73  
 Fulgham, John 1975

## G

Gale, Dino 1976, 79  
 Gali, Brandon 2017  
 Gallagher, Terry 1977-81  
 Gallo, Hadrian 1984  
 Gallo, Ronaldo 2022-23  
 Gama, Rick 1993-95  
 Gandarillas, Gus 1992  
 Gankofskie, Rich 1977  
 Garabedian, Alex 2005  
 Garcia, Ariel 2022-23  
 Garcia, Bryan 2014-16  
 Garcia, Danny 2014-16  
 Garcia, Enrique 2007-2008  
 Gargiulo, Jim 1994-96  
 Garland, Jake 2020-22  
 Garrigus, Carl 1953-55  
 Garvey, Ed 1968-70  
 Gates, JP 2019-22  
 Gawenda, Chris 2006, 08  
 George, Bobby 1970-71  
 Gerroty, Dick 1946-49  
 Ghaul, Harry 1946-47  
 Giacoboni, Dom 1956-58  
 Gianini, Jim 1969  
 Giannotti, Richard 2002-04  
 Gibbons, Mike 1986-87  
 Gifford, Ron 1972-83  
 Gil, Danny 2004-07  
 Gil, David 1997-00  
 Gil, Raymond 2018-21  
 Gil, Tom 1981  
 Giles, Tommy 2006  
 Gill, Rob 1976-77  
 Gironda, Frank 1951  
 Golding, Rob 1957  
 Gomez, Dario  
 Gomez, Joe 2016-17  
 Gomez, Rudy 1994-96  
 Gomez, Tito 1966-68  
 Gonsalves, Lou 1950-51  
 Gonzalez, Dorian 1994-96  
 Gonzalez Jr, Dorian 2022-23  
 Gonzalez, Orlando 1973-74  
 Gonzalez, Renzo 2022-23  
 Gonzalez, Ricky 1995  
 Gonzalez, Roger 2013



# ALL-TIME BASEBALL LETTERMEN

Gonzalez, Romy	2016-18
Goodwin, Jim	1967
Graham, Norman	1959-61
Grahe, Joe	1987-89
Grandal, Yasmani	2008-10
Grandinette, Frank	2013
Graves, Danny	1992-94
Green, Toby	1963-65
Green, Joel	1969-71
Grey, William	1962-65
Griffen, Pat	1983
Grimmett, Ryan	1994-97
Grundy, Jerad	2010
Guerra, Randy	1976-79
Guerra, Rene	2008-09
Guerra, Ryan	2016-17
Gullette, Leigh	1976-80
Gutierrez, Carlos	2005-08
Gutierrez, David	2007-10
Gutierrez, Gaby	2022-23
Gutierrez, Laz	1996-98
Guttman, Maury	1958

## H

Hacker, T.J.	2003
Hagerty, Jason	2007-09
Hambleton, Denny	1947-50
Hammond, Cooper	2014-18
Hammonds, Paul	1975-76
Hand, Frank	1948-50, 52
Hansen, Russ	1977
Hansen, Thomas	1962
Harris, Elmer	1962-64
Harrison, Ed	1956-58
Hart, Chris	1984-85
Hattis, Bill	1974-75
Hearn, H.C.	1956-57
Heaton, Neal	1979-81
Heaton, Scott	1982
Heffer, Larry	1961-62
Heiser, Rick	1986
Helmer, Robert	2004
Helmstetter, Chuck	1968-70
Henderson, Kenny	1992-95
Herman, Dave	1971-72
Hernandez, Alex	2013-2014
Hernandez, Bob	1987-88
Hernandez, Chris	2008-10
Hernandez, Ernie	1976
Hernandez, Henry	1987-89
Hernandez, Luis	1991-94
Herrera, Jace	2013
Herrmann, Chris	2009
Heyman, Grant	2013
Heyward, Jacob	2014-16
Hill, Bobby	1997-99
Hinckle, Claude	1972
Hinde, Mike	1989
Hines, Wayne	1962-65

Hirsch, Chris	1988-90
Hoelker, Chad	1992-95
Hoff, Eddie	1995-96
Hogan, Bill	1976
Hogden, *	1949
Holka, Doug	1969-72
Holliday, Tom	1974-75
Honiotes, Andy	2015
Hoof, Joey	2002-04
Horgen, David	1997-59
Housey, John	2007-09
Howard, Chris	1986
Howard, Kevin	2000-02
Howell, Greg	1997-00
Huguet, George	2001-04
Huff, Aubrey	1997-98
Hughes, Bobby	1959-61
Hundhammer, Paul	1979-80

## I

Incardona, Joe	1972
Iskenderian, George	2015
Izarra, Jose	2021

## J

Jackson, Ryan	2007-09
Jacobsen, Chris	1993
Jacobson, Russ	1997-99
Jacomino, Mandy	1997
Jakubowski, Stan	1973-76
James, Calvin	1981-85
James, Harvey	1946
Jay, Jon	2004-06
Jenkins, Tony	2018-21
Jezeq, Laddie	1967-69
Jimerson, Charlton	1998-01
Johnson, Charles	1990-92
Johnston, J.B.	1953
Jones, JD	2022-23
Jones, Rick	1965-67
Jones, Ross	1979-80
Jordan, Bert	1981
Joseph, Pete	1988

## K

Kahn, *	1967
Kahn, Gary	1971
Kairis, Ed	1946-48
Kamalsky, Matt	1998-99
Kampf, Fred	1967-68
Karp, Ryan	1991
Kasprzak, Mike	1981-82
Katin, Brendan	2004-05
Kaufman, Teddy	2007
Kavanaugh, Dan	1960-62
Kayfus, CJ	2021-23

Kazan, Marty	1952-53
Keller, Chuck	1979
Kelly, Charles	1947
Kennedy, Garrett	2012-15
Keysor, Tyler	2019-20
Kichfski, Bob	1952-53
Kirkpatrick, Norm	1981
Kish, Dave	1961-63
Kissell, Larry	1947-48
Kissner, Albie	1976
Knight, Terry	1966
Knighten, Willie	1984
Knott, Dave	1974-77
Knowles, Greg	1988-91
Knowles, Dale	1984
Knudsen, Kurt	1988
Koronis, Alex	2007-08
Kosek, Rick	1984-85
Kossak, Vince	2012-13
Kostopolis, Andy	1954
Kotzen, Frank	1960-62
Kouchalokos, Pete	1946-47
Kowalski, Ed	1953
Krenchicki, Wayne	1973-75
Kreuter, Cade	2012-13
Kruijs, Eddie	1982-84
Krull, Joe	1946
Kutner, Mike	1978-81

## L

Lala, Jordan	2019-21
Landis, David	1959
Lane, Andrew	2003-06
Lane, Kam	2018
Lane, Phil	1982-84
Lange, Clarke	1984
Larkin, Mike	1969-72
Larsen, Al	1956
Larson, Forrest	1972
Lauck, Josh	2020
Lawroski, John	2013-14
Lawson, Scott	2009-10
Leake, Jon	1984-85
Leary, Jack	1951
Lee, Chris	1986-87
Leehive, Dennis	1966
Lehman, Thom	1967-69
LePore, Babe	1948-50
Lepore, Jesse	2015-17
Lequerica, Carlos	2023
Lerner, Steve	1975, 77
Leve, Chuck	1968-70
Levenson, Zach	2022-23
Levin, Andrew	1961
Levy, Harold	2008
Lewis, John	1959-60
Ligon, Karson	2022-23
Lindquist, Chet	1954-55
Lison, Gus	1941, 49

# ALL-TIME BASEBALL LETTERMEN

Litz, Norman 1951  
 Llanes, Juan 1991-92  
 LoMedico, Phil 1974-75  
 Long, Gavin 1976-77  
 Long, Jacoby 2021-23  
 Lopez, Brandon 2013-16  
 Lopez, Ricky 1991  
 Lopez-Cao, Andrew 1997-98  
 Lopez-Cao, Mike 1994-97  
 Lorenzo, Al 1983  
 Losch, Jack 1953-55  
 Lovecchio, Joe 2010  
 Lovelady, Greg 1998-01  
 Lucas, Scott 1990-91  
 Ludwig, Edward 1962  
 Lusby, Steve 1982-83  
 Lynch, Chris 1975-76

## M

Mack, Chantz 2010-13  
 Mack, Preston 1991  
 Maduro, Jorge 1967-69  
 Magno, Chris 1985-86  
 Maine, Scott 2005-07  
 Majer, Steffen 1984-88  
 Maler, Jim 1977  
 Malizia, Mark 1985  
 Malpas, Bill 1975-76  
 Mandel, Darren 1983-84  
 Mandis, Angelo 1957-58  
 Mannix, Kevin 2000-02  
 Mantilla, Bailey 2019  
 Maone, Jim 1975  
 Marchegiano, Pete 1961  
 Marcinczyk, T.R. 1995-96  
 Margiotta, Joe 1969-72  
 Marino, Nick 1949  
 Marnhout, Jack 1953-55  
 Marsicano, Al 1971-73  
 Martaniuk, Henry 1954  
 Martin, Jim 1952-53  
 Martin, Kaden 2023  
 Martinelli, Ron 1989  
 Martinez, Harold 2009-11  
 Martinez, Javier 1974  
 Martinez, Willie 1984-85  
 Matienzo, Danny 2000-02  
 Mastrodonardo, David 1996  
 Matthews, Jack 1954-57  
 Maude, Mike 1980-81  
 Maury Jr., Albert 2017,19-20  
 Maza, Ralph 1969-72  
 McClain, Bill 1960  
 McElaney, \* 1947  
 McGoldrick, Joe 1973  
 McFarlane, Alex 2020-22  
 McKendry, Evan 2017-19  
 McLean, Jon 2005-06  
 McMahon, Chris 2018-20

Meagher, Joe 1949-52  
 Mediavilla, Michael 2015-18  
 Mederos, Jarred 2012  
 Mederos, Victor 2021  
 Meizoso, Gus 1983-86  
 Melendres, Nathan 2009-11  
 Mell, Vic 1946  
 Menendez, Gus 2006-07  
 Mestre, Marc 1994-96  
 Metcalfe, Mike 1993-94  
 Meyer, Devin 2016  
 Michaels, Jason 1997-98  
 Michelangeli, Edgar 2014-17  
 Miguezuel, Manny 2005-07  
 Miller, George 1975  
 Miller, Rich 1966-67, 69  
 Miller, Travis 2009-11  
 Milliken, Kenneth 1962  
 Minium, Matt 1980  
 Minter, Alan 1961-62  
 Miranda, Alex 1991-94  
 Miranda, Daniel 2009-11  
 Mitchell, Nelson 1964-65  
 Mixon, Mark 2019  
 Monashkin, Al 1949-50  
 Monte, Neale 1968-70  
 Montoni, Rick 1976-77  
 Moore, Chet 2019-20  
 Moore, Tris 1995-96  
 Mora, Frank 1990-92  
 Morales, Yohandy 2021-23  
 Moretti, Gene 1951-53  
 Morgan, Eric 1994  
 Morris, J.R. 1993  
 Morrison, Jeff 1978-81  
 Morrison, Robbie 1996-98  
 Muelhausen, Jim 1969-72  
 Munoz, Oscar 1988-90  
 Munroe, Alex 2020-21  
 Munson, Robb 1984  
 Murnak, Richard 1961-62  
 Murphy, Larry 1953-55, 57  
 Musa, Isaiah 2016

## N

Nalepa, Anthony 2007-08  
 Napp, Larry 1967-68  
 Nazario, Iden 2008-10  
 Ndeljkovic, Eric 2012-13  
 Nebel, Norm 1959  
 Nelson, Joe 1984-87  
 Nettles, Marcus 1999-01  
 Neu, Michael 1999  
 Newman, Brad 2003  
 Newman, Roger 1956-58  
 Nichols, Jack 1954  
 Nicholson, Rick 1975-76  
 Nobles, Charlie 1965  
 Noce, John 1985-86

Norbert, Ted 1957  
 Norcross, Robert 1966  
 Noriega, Rey 1988-89  
 Novak, Andy 1947-50  
 Nugent, Nick 1955-56  
 Nykoluk, Kevin 1996

## O

O'Boyle, Leo 1951-54  
 O'Brien, George 1974  
 O'Brien, Peter 2012  
 O'Brien, Richard 2006-07  
 O'Brien, Bob 1985-86  
 O'Malley, Marty 1975  
 Olen, Randy 1969-72  
 Orta, Ricky 2004-06  
 Otero, Ryan 2013-15  
 Owens, Walter 1994  
 Ozias, Todd 1997-98

## P

Pacheco, Albert 1986-88  
 Pagley, Vince 1952-54  
 Pagliarulo, Charlie 1981  
 Pagliarulo, Mike 1979-81  
 Paige, Tyler 2018-20  
 Palm, Stanley 1967-88  
 Palmeiro, Orlando 1990  
 Palmer, Tyler 2012-14  
 Palmquist, Carson 2020-22  
 Palo, Angelo 1949  
 Panther, Mark 1963  
 Paradise, Scott 1976-77  
 Parker, Billy 1956  
 Parsons, Scott 1981  
 Pascual, Camilo 1982-83  
 Patenaude, Alain 1984-85  
 Patrylo, Rick 1971-73  
 Patrylo, Dave 1968-71  
 Patterson, Pat 1979  
 Pazo, Rich 1978-79  
 Pearce, Chris 1991  
 Pelaez, Chris 2010-11  
 Pender, William 1956  
 Perez-Allende, Pablo 1986-87  
 Perez, Alex 2003  
 Perez, Carlos 2021-23  
 Perez, Chris 2004-06  
 Perez, Michael 2017-18  
 Perez, Sebastian 2023  
 Perez, Stephen 2010-12  
 Pergamo, Pete 1957-59  
 Perrin, Mike 1998  
 Perry, Ryan 2008-10  
 Peters, Chuck 1947-50  
 Petralli, Chris 2006-07  
 Petretta, Bob 1996-97

# ALL-TIME BASEBALL LETTERMEN

Petz, Al	1955-57	Rivera, Gabe	2018-21	Santiago, Kevin	2005
Phillips, Dan	1984	Rivera, Laz	2014	Santos, Alex	1997-99
Phillips, Bill	1985	Rivero, Daniel	2017-18	Santos, Julian	2011-12
Piccuito, Louis	1961	Rivero, Eddie	1995-96	Santovenia, Nelson	1982
Pimentel, Keven	2016-17	Rita, Dick	1948-49	Sargent, Adam	2011-14
Pitelli, Dominic	2021-23	Roberson, Troy	1999-02	Sarmiento, Chris	1985-86
Pittman, Larry	1964-65	Robins, Bert	1956-57	Sarno, Gary	1971-75
Piveronas, Frank	1953-56	Robbins, Wes	1977-78	Sayles, Daniel	2014-15
Poitier, Gully	1973-74	Robinson, Donald	1989-92	Scanlon, Jack	2023
Pollack, Rich	1972-73	Robinson, Sam	2009-11	Scarnecchia, Sam	1955
Pollak, Austin	2019-20	Robinson, Zach	2010-11	Schelmay, Ted	1972-75
Polofsky, Alan	1973	Robitaille, Danny	2005	Schlesinger, Rafe	2022-23
Pompos, Greg	1982	Robles, Jorge	1987-88	Schleuss, Will	1993
Pontiff, Wally	1973	Rodriguez, Alfredo	1978-79	Schmitt, Chuck	1951-53
Popivic, Dave	1970	Rodriguez, Javy	1999-02	Schoen, Howie	1951-53
Powers, Thomas	2009-11	Rodriguez, Eddy	2004-06	Schultz, Richard	1955
Prado, Jose	1991-93	Rodriguez, Mike	1999-01	Scinta, Chris	2023
Pratt, Haas	2001-02	Rodriguez, Rony	2010-12	Scott, Ron	1974-75
Prendes, Alex	1998-01	Romano, Bob	1954	Seale, Jeff	1992
Presutti, Bill	1965	Romero, Maxwell	2022	Selotti, Jack	1951
Prunty, T.J.	2001-02	Rosario, Alejandro	2021-23	Seoane, Mitch	1981-83
Pucci, Richard	1966-67	Rosario, Mike	2021-22	Seever, Brian	1998-99
Pujals, Denis	1992-94,96	Rose, John	1948, 50	Severino, Adan	2008
Purdy, Shawn	1990-91	Ross, Gary	1979-80	Shannon, Tom	2003
Puskar, Pete	1966, 68-69	Rossow, David	2022	Shapiro, Howie	1976-79
Putt, Jack	1956	Roth, Bob	1973-76	Sharts, Scott	1989
Pyle, Larry	1967-69	Roque, Darryl	1998-99	Sheary, Kevin	1983-87
		Rosier, Malik	2015	Sheffield, Chris	1999-01
		Rouviere, Whitey	1954	Sheridan, Bob	1965
		Rowland, Don	1982-85	Sherman, Ed	1946-48
		Rowland, Shane	2011	Shields, Doug	1981-84
		Rubin, Marvin	1951	Shoedinger, Ed	1947-49
		Rudman, Michael	2007-09, 11	Siegler, John	1963-65
		Ruiz, Augie	1976-78	Siepe, Kim	1972-75
		Ruiz, Fernando	1991-94	Silvas, Brian	1981
		Ruiz, Alex	2019-20	Silverberg, Jerry	1972
		Ruiz, Johnny	2014-17	Skalaski, Charles	1946
		Rupp, Chad	1992-93	Skorge, Ed	1949-50
		Russo, Frank	1983-84	Slavicka, Frank	1950
		Ryan, Kevin	1985-86	Smith, Dan	2000-01
				Smith, Danny	1980-83
				Smith, Everette	1952
				Smith, Frank	1951-52
				Smith, Jake	2021
				Smith, Johnathen	1991-92
				Smith, Justin	2015
				Smith, Kevin	1982-83
				Smith, Tom	1977
				Sneir, Ryan	2003
				Sobolewski, Mark	2007-08
				Solis, Julio	1984-85
				Sonenberg, Dave	1966-67
				Sorce, Sam	1981-82
				Sorokowski, Wayne	1965-67
				Sosa, Enrique	2013-16
				Souza, Rob	1982-84
				Sparber, Joe	2018
				Sparkman, Darrell	1987-88
				Spasoff, Darin	1996-99
				Spinelli, Nick	1962

## Q

Quinlan, John	1947
Quinones, Isaac	2018-20

## R

Raben, Dennis	2006-08
Radziewski, Bryan	2011-14
Raedle, Joe	1984-86
Raether, Rick	1984-86
Rainey, Kerry	1970-71
Rajisch, Rob	1978-79
Ramjit, Vickash	2009
Rams, Hugo	1974-77
Ratcliff, Frankie	2010
Raudelunas, Matt	2022
Raymond, Ralph	1947-50
Reeh, Daryl	1972
Regalado, Nicholas	2021
Reichie, Rich	1974
Reif, Derek	1996
Reisman, Jerry	1963-65
Reyes, Danny	2018
Reyes, George	1980
Reyes, Eddy	1997
Richard, Rick	1985-86
Ricks, Adam	2003-04
Riese, Steve	1979
Ring, Charlie	1948-49
Rios, Danny	1991, 93

## S

Sacco, Tom	1982-84
Safchik, Brad	2001-02
Saggese, Rick	1996-98
Salas, Javi	2011-14
Salcines, A.J.	2011-14
Saline, Stu	1951
Sallata, Pete	1958-59
Samuels, Milton	1948
San Juan, Alex	2012-13
San Pedro, Erick	2002-04
Sanchez, Alex	2017
Sanchez, Gaby	2003-04
Sanders, Al	1951
Sanders, Ken	1954-55
Sanicola, Mike	1983
Santana, Jason	2006-10
Santangelo, F.P.	1989

# ALL-TIME BASEBALL LETTERMEN

Squilla, Joe	1978
Steel, Ed	1970
Stefkoich, Dan	1966-68
Stenson, Vic	1958-60
Stieve, Robert	1959
Strong, Chad	2000
Stuart, Jim	1952
Studstill, Mason	2017
Stureman, Dick	1967
Suarez, Andrew	2012-15
Swatscheno, D.J.	2009
Swenson, Chuck	1954-55,57
Swenson, Tim	1996

## T

Tackett, Hunter	2017-18
Tackett, Sean	1995
Taro, Bob	1951-54
Tatol, Joe	1946
Taylor, Bob	1970-71
Taylor, Wade	1987
Tekotte, Blake	2006-08
Tessmer, Jay	1994-95
Thomas, Jared	2020-21
Thompson, Bruce	1992-95
Thompson, David	2013-2015
Thurber, Frank	1958-60
Tippett, Keith	1992-93
Tomas, Roger	2004-07
Torres, Alejandro	2022-23
Torres, Jason	2023
Torres, Jim	1955
Toral, Alex	2018-21
Torti, Mike	1994-95
Tosar, Mike	1988-91
Tosca, Carlos	1996
Toth, John	1951
Touchet, Dan	2001-05
Tresgallo, Esteban	2012-13
Trujillo, Jose	1986-89
Trujillo, Manny	1973-74
Tucker, Steve	1988-89
Tuero, Luis	2019-20
Tyner, Matt	1977-80

## U

Understahl, Don	1962-63
Unger, Ken	1964-65
Urbanowicz, Hank	1967-68

## V

Vacarro, Jim	1946
Valencia, Danny	2005-06
Valdes-Fauli, Shawn	2002-04
Valdez, Mykanthony	2020
Valentine, Don	1965-66

Van Belle, Brian	2019-20
Vanlear, Ralph	1949
Vari, Ron	1959
Vazquez, Ben	2007-08
Vazquez, Vince	1999-02
Vaughn, Greg	1986
Vega, Joe	1972-75
Velazquez, Javier	1982-83
Veliz, Greg	2017-19
Vespe, Will	1986-89
Vincendese, Frank	1953-55
Viera, John	1986-89
Vila, Tony	1977-78
Vilar, Anthony	2019-21
Villasuso, David	2009-11
Villegas, Edgardo	2022-23
Vinci, William	1963-64
Volpe, Al	1969-72

## W

Walezak, Mike	1969, 71
Walker, Bob	1982-83
Walker, Brian	1999-01
Walker, Larry	1989
Walker, Mark	1997-00
Walsh, Alex	2023
Walters, Andrew	2021-23
Walters, Brian	2023
Wanger, Ben	2021
Ward, Bobby	1962-64
Warren, Pat	1964-65
Wayne, Tommy	1968
Weaver, Bobby	1961
Weeks, Jemile	2006-08
Wiebel, Scott	2011-12
Weibl, Clint	1996
Weislow, Jonathan	2007-09
Weiss, Dave	1952-55
Weiss, Ed	1954-57
West, Jim	1989-90
Westfall, Allan	1994-96
Whalen, Jim	1948
Whaley, Eric	2010-13
Wheeler, Kevin	1991-93
Williams, Bob	1982
Williams, Danny	1964
Williams, David	1963
Williams, Mickey	1981-82
Wilson, Larry	1960-62
Wilson, Willie	1954-55
Wilson, *	1963
Winkini, *	1955
Wolkosky, Jamie	1991
Wood, Bruce	1978
Wood, Jim	1948
Woodrey, Thomas	2013-16
Word, Rob	1988
Wrona, Bill	1981-83
Wulf, Taylor	2009-10

## Y

Yanowitz, Stan	1964-66
Yaroshuk, Ernie	1961-63
Yingling, Bob	1967
Young, Ed	1968-71
Youst, Kevin	2009-10

## Z

Zamora, Freddy	2018-19
Zatorksi, Ed	1946
Zimmerman, Arnie	1958-60
Zunica, Bradley	2014

\* First name not available

# ATTENDANCE HISTORY

## HOME ATTENDANCE

YEAR	G	W-L	TOTAL	AVG
1973	40	32-8	33,906	848
1974	39	35-4	37,239	955
1975	42	36-6	41,181	981
1976	36	30-6	47,412	1,317
1977	45	36-9	51,258	1,139
1978	39	34-5	55,687	1,428
1979	50	46-4	81,028	1,621
1980	49	42-7	92,353	1,885
1981	51	48-3	163,261	3,201
1982	49	39-9	157,653	3,217
1983	57+	47-9	139,843	2,453
1984	53+	36-15	118,937	2,244
1985	57	48-9	136,249	2,390
1986	42	36-6	123,425	2,937
1987	39	25-13	80,862	2,073
1988	53+	36-15	133,153	2,512
1989	45+	36-8	127,616	2,836
1990	46*	39-8	143,052	3,110
1991	44*	38-7	119,342	2,712
1992	50	44-6	161,495	3,230
1993	42	33-9	63,075	1,502
1994	43	37-6	82,637	1,922
1995	43	35-9	95,570	2,172
1996	42	38-4	71,991	1,714
1997	41*	36-6	80,720	1,969
1998	45	39-6	103,310	2,291
1999	41	32-8	106,685	2,602
2000	41	32-8	81,442	1,986
2001	46	35-11	123,680	2,688
2002	41	24-17	78,926	1,925
2003	41*	32-8	99,605	2,554
2004	49*	42-7	112,680	2,302
2005	36	29-7	81,742	2,271
2006	34*	22-13	61,909	1,821
2007	36	25-11	72,620	2,017
2008	36	25-11	104,930	2,914
2009	33	23-11	71,162	2,170
2010	37	28-9	115,604	3,124
2011	34	23-11	98,430	2,895
2012	37	25-12	92,967	2,512
2013	37	27-10	97,515	2,635
2014	38	26-12	101,296	2,738
2015	41	36-5	109,256	2,665
2016	40	34-6	118,177	2,954
2017	33	20-13	86,632	2,707
2018	33	19-14	82,681	2,583
2019	34	25-9	83,241	2,448
2020	14	11-3	38,015	2,715
2021\$	25	18-7	15,928	637
2022	39	29-10	117,760	3,019
2023	36	30-6	110,988	3,000

\* - Doubleheader

+ - Exhibitions not counted in win/loss record

\$ - Capacity limited to COVID-19 protocols

## COMBINED ATTENDANCE

YEAR	TOTAL	HOME	AWAY
1981	228,966	163,261	63,705
1982	251,405	157,853	93,732
1983	169,011	139,843	29,168
1984	161,619	118,937	42,682
1985	238,043	136,249	101,794
1986	247,792	123,425	124,304
1987	149,755	80,162	68,893
1988	198,069	133,153	64,916
1989	223,049	127,616	95,433
1990	191,749	143,052	48,697
1991	210,037	119,342	90,692
1992	247,388	161,495	85,893
1993	109,276	36,075	46,201
1994	162,696	82,637	80,059
1995	197,843	95,570	102,273
1996	200,560	71,991	128,569
1997	209,577	80,720	128,857
1998	210,642	103,130	107,512
1999	237,130	106,685	130,445
2000	134,088	81,442	52,646
2001	244,753	123,680	121,073
2002	145,223	78,926	66,297
2003	208,139	99,605	116,862
2004	220,642	112,837	107,805
2005	154,072	81,742	72,330
2006	216,261	61,909	154,352
2007	152,576	72,620	79,956
2008	231,956	104,930	127,026
2009	134,664	71,612	63,052
2010	194,038	115,604	78,434
2011	163,487	98,430	65,057
2012	153,857	92,967	60,890
2013	148,793	97,515	51,278
2014	159,027	101,296	57,731
2015	233,682	109,256	124,426
2016	206,838	118,177	88,661
2017	146,790	86,632	60,158
2018	131,636	82,681	48,955
2019	163,100	83,241	79,859
2020	41,635	38,015	3,620
2021\$	47,419	15,928	31,491
2022	173,909	117,760	56,149
2023	163,100	110,988	73,829

## TOP HOME CROWDS

CROWD	OPP. (SCORE)	DATE
1) 8,277	Texas (W, 5-3)	Sat, 2/9/86
2) 7,347	FSU (L, 4-6)	Sat, 4/19/03
3) 7,268	#FSU (W, 14-6)	Sat, 5/23/81
4) 6,688	#Florida (W, 8-6)	Sun, 5/24/81
5) 6,638	FSU (W, 10-8)	Sat, 5/6/89
6) 6,566	FSU (L, 6-14)	Sat, 5/3/86
7) 6,537	Florida (W, 6-5)	Sat, 3/7/92
8) 6,524	FSU (L, 2-9)	Sat, 5/8/82
9) 6,482	FSU (W, 7-3)	Sat, 5/4/90
10) 6,452	Arizona St. (L, 3-4)	Fri, 2/4/83

# - NCAA Tournament game

## TOP THREE-GAME SERIES

CROWD	OPPONENT	DATES
1) 19,062	Florida St.	4/18/08-4/20/08
2) 19,049	Florida St.	5/4/90-5/6/90
3) 16,802	Florida St.	5/2/86-5/4/86
4) 16,597	Florida St.	3/3/81-3/6/81
5) 16,244	Florida St.	5/3/91-5/4/91
6) 16,494	Arizona St.	2/4/83-2/6/83
7) 15,858	Florida St.	4/23/10-4/25/10
8) 15,199	Florida St.	4/24/92-4/26/92
9) 15,090	Florida St.	5/5/89-5/7/89
10) 14,441	Florida St.	5/6/88-5/8/88

## TOP CROWDS BY DAY

DAY	CRD	OPP.	DATE
Monday	6,161	Orioles	4/6/81
Tuesday	6,025	#Florida	5/28/85
Wednesday	5,775	Florida	3/22/89
Thursday	5,481	#Minnesota	5/21/81
Friday	6,482	Florida State	5/4/90
Saturday	8,277	Texas	2/9/86
Sunday	6,737	#Florida	5/24/81

# - NCAA Tournament game

## TOP CWS CROWDS

CROWD	OPP. (SCORE)	DATE
1) 26,530	LSU (W, 9-5)	6/19/04
2) 26,337	Florida (L, 3-15)	6/13/15
3) 26,327	Texas (L, 2-13)	6/14/03
4) 26,241	Ore. St. (L, 1-8)	6/20/06
5) 25,715	Arizona (L, 1-5)	6/18/16
6) 25,417	Ore. St. (W, 12-1)	6/17/06
7) 25,240	S. Car. (L, 11-15)	6/22/04
8) 24,859	Bama (W, 8-1)	6/13/99
9) 24,857	Fullerton (L, 3-6)	6/21/04
10) 24,740	Ariz. St. (L, 2-9)	5/31/98

# TEAM RECORDS

## BATTING - SEASON

### AT BATS

1.	2,698	1983
2.	2,656	1985
3.	2,432	1984
4.	2,517	1982
5.	2,362	1997
6.	2,356	2015
7.	2,325	1980
8.	2,320	1981
9.	2,253	2006
10.	2,239	1988

### RUNS

1.	643	1985
2.	637	1998
3.	632	1982
4.	615	1983
5.	607	2000
6.	605	1974
7.	600	1997
8.	595	1984
9.	567	1996
10.	564	1980

### HITS

1.	794	1985
2.	790	1983
3.	770	1984
4.	769	1997
5.	766	1996
6.	742	1982
7.	727	1998
8.	724	1999
	724	2015
10.	712	2004

### BATTING AVERAGE

1.	.343	1996
2.	.335	1998
3.	.333	1999
4.	.330	2004
5.	.326	1997
6.	.323	2000
7.	.321	2005
8.	.320	2008
9.	.315	2003
10.	.314	2002

### DOUBLES

1.	171	1985
2.	168	1997
3.	156	1983
4.	152	1996
5.	147	1984
6.	145	1992
7.	140	1988
8.	136	2004
9.	135	2008
	135	1981

### TRIPLES

1.	40	1990
2.	35	1980
3.	34	1985
4.	33	1981
	33	1993
6.	29	1988
7.	28	1973
	28	1982
9.	27	1983
10.	26	1975
	26	1992

### HOME RUNS

1.	139	1998
2.	122	2023
3.	106	2008
	106	2010
5.	104	1999
6.	96	1982
7.	92	1984
8.	90	2022
9.	91	1996
10.	88	1983

### TOTAL BASES

1.	1,302	1998
2.	1,259	1983
3.	1,238	1997
4.	1,237	1985
5.	1,229	1984
	1,229	1996
7.	1,212	1982
8.	1,202	2008
9.	1,187	1999
10.	1,143	2023

### RUNS BATTED IN

1.	588	1998
2.	560	1982
3.	553	1985
4.	548	1984
5.	541	1997
6.	529	1983
7.	522	1996
8.	517	2008
9.	493	1999
10.	491	2004

### SLUGGING PERCENTAGE

1.	.601	1998
2.	.550	1996
3.	.547	1999
4.	.541	2008
5.	.525	2004
6.	.524	1997
7.	.521	2023
8.	.516	2010
9.	.511	2000
10.	.490	2003

### WALKS

1.	529	1983
2.	505	1982
3.	493	1980
4.	451	1985
5.	432	1998
6.	417	1977
	417	1986
8.	416	1976
9.	414	1984
10.	409	1981

### STRIKEOUTS

1.	594	2023
2.	542	2022
3.	529	2018
4.	485	1998
5.	481	2010
6.	476	2016
7.	475	2019
8.	471	2017
9.	466	2000
10.	464	2021

# TEAM RECORDS

## STOLEN BASES

1.	231	1985
2.	228	2001
3.	216	1979
4.	201	1981
5.	200	1989
6.	195	1982
7.	186	1988
8.	176	1976
9.	175	1978
10.	173	1986

## TOTAL SACRIFICES

1.	107	2006
2.	104	1994
3.	99	2001
4.	93	1996
5.	90	1997
6.	88	2003
7.	86	2008
	86	1995
	86	2015
10.	83	2005

## HIT BY PITCH

1.	89	2015
2.	78	2016
3.	73	2004
	73	2023
5.	68	2006
6.	63	2003
7.	61	2022
8.	58	2007
	58	2017
	58	2021

## LEFT ON BASE

1.	614	2015
2.	590	1983
3.	575	1984
4.	564	1997
5.	551	1985
6.	530	1992
7.	527	2007
8.	525	2008
9.	524	1990
	524	2016
	524	2023

## PITCHING - SEASON

### INNINGS

1.	716.1	1983
2.	709.0	1985
3.	666.1	1984
4.	656.0	1982
5.	623.0	1980
6.	622.2	1981
7.	612.1	1997
8.	608.1	1988
9.	600.1	1989
10.	596.1	1995

### COMPLETE GAMES

1.	23	1974
	23	1980
3.	22	1984
4.	21	1966
	19	1989
6.	18	1968
	18	1975
	18	1981
9.	17	1973
	17	1979

### SHUTOUTS

1.	12	1980
2.	11	1989
3.	9	1979
4.	8	1991
	8	1998
6.	7	1967
	7	1969
	7	1971
	7	1972
	7	1973
	7	1975
	7	1977

### HITS ALLOWED

1.	693	1984
2.	662	1985
3.	656	1983
4.	620	1982
5.	616	2002
6.	588	1997
7.	584	2001
8.	570	2003
9.	565	1986
10.	562	2008

## RUNS ALLOWED

1.	404	1984
2.	391	2002
3.	354	1983
4.	349	2003
5.	340	2023
6.	345	1997
7.	338	1985
8.	330	2007
9.	327	2006
	327	1987

## EARNED RUNS ALLOWED

1.	327	2002
2.	324	1984
3.	311	2023
4.	295	1983
5.	293	1985
6.	283	2006
7.	278	2009
	278	2003
9.	277	1982
10.	268	2022

## EARNED RUN AVERAGE

1.	1.95	1974
2.	2.23	1963
3.	2.31	1973
4.	2.36	1975
5.	2.39	1968
	2.39	1978
7.	2.42	1969
8.	2.46	1979
9.	2.48	1967
10.	2.50	1980

## WALKS

1.	336	1983
2.	331	1985
3.	318	1984
4.	314	1982
5.	289	1986
6.	280	1987
7.	272	2003
8.	275	1993
9.	268	1980
10.	266	2004



# TEAM RECORDS

## STRIKEOUTS

1.	640	2022
2.	631	1999
3.	602	2023
4.	596	1989
5.	591	1998
6.	573	1997
	573	2019
8.	567	1981
	567	1985
10.	565	1984

## SAVES

1.	25	1994
2.	22	1983
3.	21	1985
	21	1986
	21	2011
6.	20	2016
	20	1995
	20	2001
9.	19	2004
	19	2009
	19	2012

## WILD PITCHES

1.	50	2008
	50	2001
3.	48	2018
4.	46	1994
5.	45	2006
6.	44	2009
	44	2005
	44	1993
	44	2010
10.	43	2007

## HIT BATSMEN

1.	86	2006
2.	82	2011
3.	76	2002
	76	2001
5.	67	2005
	67	2007
7.	60	2022
8.	55	2000
	55	2004
10.	52	2009

## BALKS

1.	21	2003
2.	14	1988
3.	13	1997
4.	12	2004
5.	11	2008
6.	10	2007
7.	9	1987
	9	1996
9.	8	2000
	8	2001
	8	2005

## APPEARANCES IN RELIEF

1.	272	2018
2.	233	2001
3.	218	2022
5.	206	2023
5.	205	2002
6.	190	2010
7.	187	2019
8.	185	1998
9.	181	1996
10.	180	2012

## BATTING - GAME

### INNINGS

T-1.	17	Florida St., 4/7/2000
T-1.	17	Florida St., 4/24/2015
T-3.	16	Florida, 2/17/1995
T-3.	16	The Citadel, 5/18/1979
T-3.	16	UNC, 5/16/2014
T-3.	16	Maine, 3/3/18

### AT BATS

1.	61	Florida St., 4/7/2000
2.	58	UNC, 5/16/2014
3.	57	C.W. Post, 3/5/2000
4.	56	Florida St., 4/24/2015
5.	54	St. Thomas, 4/17/1993

### RUNS SCORED

1.	33	C.W. Post, 3/5/2000
2.	28	UCF (G2), 5/12/1985
3.	27	Pace, 5/2/2003
	27	Florida Tech, 3/9/1978
	27	FL College, 5/17/1983
	27	Notre Dame, 2/21/1998
7.	26	USF, 4/14/1972
	26	Biscayne, 4/25/1973
	26	NYIT, 5/8/2015
10.	25	Boston U., 3/11/1990
	25	Seton Hall, 2/8/1992
	25	Barry, 1/31/1996
	25	Rutgers, 2/15/2015

## RUNS SCORED - INNING

1.	14	Mercer, 2/6/1988
2.	13	Indiana St., 3/11/1981
	13	FL College, 5/17/1983
	13	USF, 4/14/1972
5.	12	Biscayne, 4/25/1973
	12	Boston U., 3/11/1990
	12	Illinois, 3/6/1998
8.	11	Biscayne, 4/21/1971
	11	FIU, 2/23/1979
	11	Michigan St, 3/22/1985
	11	Boston U., 3/11/1990
	11	California, 2/3/1991
	11	Notre Dame, 2/21/1998

## RUNS SCORED - BOTH TEAMS

1.	38	Minnesota, 2/26/2002
2.	37	FL College, 5/17/1983
3.	36	Jacksonville, 4/2/1979
4.	34	Tennessee, 6/9/2001
5.	33	UCF, 5/12/1985
	33	C.W. Post, 3/5/2000
	33	Georgia Tech, 3/30/2003
	33	Clemson, 4/13/2018
	33	Bethune-Cookman, 5/6/2018
10.	31	Florida, 2/13/2000

## HITS

1.	32	C.W. Post, 3/5/2000
2.	28	UCF, 5/12/1985
	28	Seton Hall, 2/12/1982
	28	Stetson, 3/2/1993
5.	26	Virginia, 4/24/2004
6.	25	Wake Forest, 5/14/2009
	25	C.W. Post, 3/4/2000
8.	24	Pace, 5/2/2003
	24	Princeton, 5/24/1985
	24	USF, 2/22/1986

## HITS - INNING

1.	12	Harvard, 3/28/1997
2.	11	Cincinnati, 3/19/1969
	11	Biscayne, 4/21/1971
	11	FL College, 5/17/1983
	11	UCF, 5/12/1985

## CONSEC. BATTERS ON BASE

1.	13	Ill.-Chicago 3/24/1983
2.	12	FAU/Rice, 5/4-7/1993
3.	11	GWU, 3/15/1984
	11	Mercer, 2/6/1988
5.	10	FIU, 2/23/1979
	10	Mercer, 3/1/1983
	10	USF, 2/22/1986

# TEAM RECORDS

## DOUBLES

1.	10	Maine, 3/15/1996
2.	9	Will-Patterson, 3/21/1992
	9	Princeton, 5/24/1985
4.	8	Ohio State, 3/19/1974
	8	Ithaca, 3/11/1979
	8	Tampa, 2/27/1985
	8	USF, 3/31/1992
	8	St. Thomas, 4/18/1998

## TRIPLES

1.	5	Mercer, 3/2/1983
2.	4	Florida A&M, 1978
	4	Bethune, 4/3/1990
	4	Stetson, 3/2/1993
	4	Harvard, 3/26/2003

## HOME RUNS

1.	9	Jacksonville, 4/2/1979
2.	8	S. Carolina, 5/23/1998
	8	BGSU, 5/21/1998
4.	7	Virginia Tech 3/18/2023
5.	6	Georgia Tech, 4/16/1978
	6	Notre Dame, 2/21/1998
	6	Georgia So., 5/16/1998
	6	Jacksonville, 5/10/1998
	6	Elon, 5/2/1999
	6	Princeton, 3/13/1999
	6	Georgia Tech, 5/22/2008
	6	Wake Forest, 3/21/2008
	6	Wake Forest, 5/16/2009
	6	Central Michigan, 6/2/2019
	6	Notre Dame, 5/21/2022
	6	Florida Atlantic, 4/25/2023

## HOME RUNS - INNING

1.	4	Alabama, 4/8/1984
		(Shields, Mandel, Lange, Lane)
	4	S.Carolina, 5/23/1998
		(Burrell, Huff, Jacobson, Alvarez)
	4	Boston College, 3/7/2008
		(Hagerty, Weeks, Alonso, Terdoslavich)
	4	Florida Atlantic, 4/25/2023
		(Kayfus, Morales, Levenson, Cyr)
5.	3	Furman, 3/27/1967
		(Stefkovich, Deem, Brown)
	3	Tampa, 4/28/1973
		(Gonzalez, Krenchicki, Castillo)
	3	Alabama, 4/8/1984
		(Mandel, Lane, Lange)
	3	LSU, 4/20/1984
		(Rowland, Hart, Mandel)
	3	Maine, 5/16/1988
		(Dominguez, Word, Viera)
	3	Maine, 3/17/1996
		(Grimmett, Gomez, Rivero)
	3	CSFullerton, 5/17/1996
		(Gargiulo, Saggese, DeCelle)
	3	Richmond, 5/22/1997
		(Michaels, Burrell, Huff)
	3	Iona, 3/18/1998
		(Burrell, Muler, Jimerson)
	3	Georgia Tech, 3/30/2003
		(Braun, Sanchez, Burt)
	3	BC, 5/2/2009
		(Herrmann, Grandal, Martinez)
	3	Florida St., 4/25/2010
		(Perez, Ratcliff, Grandal)
	3	Florida Atlantic, 3/27/2019
		(Lala, Gil, Toral)
	3	Wake Forest, 5/11/2019
		(Vilar, Del Castillo, Crosbie)
	3	NC State, 3/7/2021
		(Vilar, Morales, Del Castillo)
	3	Clemson, 4/16/2021
		(Toral, Pitelli, Rivera)
	3	North Dakota State, 5/7/2022
		(Villegas, Morales, Pitelli)
	3	Notre Dame, 5/21/2022
		(Romero Jr., Levenson, Garcia)
	3	Virginia Tech, 3/18/2023
		(Gomez, Perez, Kayfus)

## HOME RUNS - BOTH

### TEAMS

1.	12	Jacksonville, 4/2/1979
	12	Florida, 2/8/1998

## TOTAL BASES

1.	52	FL College, 5/17/1983
2.	51	USF, 2/22/1986
3.	50	Jacksonville, 4/2/1979
4.	47	Virginia Tech, 3/18/2023
5.	46	UCF, 5/12/1985
	46	Stetson, 3/2/1993
	46	BGSU, 5/21/1998
	46	C.W. Post, 3/5/2000
	46	Pace, 5/2/2003
	46	Wake Forest, 5/16/2009

## RBI

1.	30	C.W. Post, 3/5/2000
2.	27	UCF (62), 5/12/1985
	27	Notre Dame, 2/21/1998
4.	25	Florida Tech, 3/9/1978
	25	FL College, 5/17/1983
	25	Pace, 5/2/2003
7.	23	Elon, 5/2/1999
8.	22	Boston U., 3/11/1990
	22	Barry, 1/31/1996
	22	Toledo, 3/22/1997
	22	St. Thomas, 4/18/1998
	22	Ohio State, 3/6/1999
	22	Elon, 3/6/2004
	22	W. Forest, 3/23/2008

## STOLEN BASES

1.	14	St. Francis, 3/27/1979
2.	13	Seton Hall, 3/18/1977
3.	11	Georgetown, 3/10/1988
4.	10	Stetson, 5/7/1965
	10	Rutgers, 3/18/1994
	10	Michigan St, 3/19/1985
	10	Mercer, 2/14/1989
	10	Jacksonville, 5/6/2001
	10	Clemson, 6/2/2001

## STRIKEOUTS

1.	22	Florida State, 4/7/2000
2.	19	Fla. South., 3/15/1958
	19	Clemson, 5/31/1996
	19	Maine, 3/3/2018
5.	18	Florida, 4/5/1947
	18	Florida, 3/4/2023
6.	17	W. Forest, 1/28/2000
	17	North Carolina, 4/6/2018
	17	Florida State, 5/14/2022
8.	16	Florida St., 4/27/1956
	16	Tulane, 3/3/1991
	16	Florida, 2/23/1992
	16	St. Thomas, 4/18/1992
	16	Florida, 2/5/2000
	16	FIU, 4/25/2018
	16	Duke, 5/18/2023

# TEAM RECORDS

## WALKS

1.	25	UNC 2/19/1982
2.	19	Florida Atlantic, 3/1/1995
3.	18	S. Illinois 3/19/1977
	18	Florida Tech, 3/10/1978
	18	Buffalo, 3/30/1978
6.	17	Fla. South., 3/15/1958
	17	Mercer, 2/6/1988
8.	16	UCLA, 5/31/1997
	16	Arizona, 6/7/2008
	16	Louisville, 4/19/2019

## LEFT ON BASE

1.	21	Maine, 3/3/2018
2.	20	P.I. Marines, 4/6/1953
3.	18	UNC 2/19/1982
	18	Florida Atlantic, 5/4/1993
5.	17	Florida St., 3/29/1958
	17	Georgia Tech, 5/25/1986
	17	UCLA, 5/31/1997
	17	Florida St., 4/25/1999
	17	Florida, 2/20/2021
10.	16	S. Carolina, 3/13/1982
	16	California, 5/29/1992
	16	Rider, 5/27/1995
	16	Mercer, 2/3/2007

## LARGEST WINNING MARGIN

1.	33	C.W. Post, 3/5/2000
2.	26	NYIT, 5/8/2015
3.	25	Pace, 5/2/2003
	25	Barry, 1/31/1996
	25	Notre Dame, 2/21/1998
6.	24	Florida Tech, 3/9/1978
	24	Boston U., 3/11/1990
	24	Elon, 3/6/2004
9.	23	UCF, 5/12/1985

## LARGEST LOSING MARGIN

1.	19	Texas, 3/1/1997
2.	18	Florida St, 4/17/1957

## ERRORS

1.	9	Auburn, 5/3/1946
	9	Florida St., 3/25/1951
	9	P.I. Marines, 4/6/1953
	9	Ohio State, 3/20/1962
5.	8	Florida, 5/7/1948
	8	Florida, 4/8/1949
	8	Florida, 5/13/1949
	8	UMass, 3/24/1977
	8	Arizona, 6/2/1984
	8	Florida State, 4/7/1996
	8	Bethune, 4/12/1998

## ERRORS - OPPONENT

1.	12	S. Illinois, 3/16/1976
2.	10	Ga.-ATL, 3/27/1953
	10	P. Air Force, 3/18/1955
4.	9	Tampa, 4/23/1949
	9	Havana, 5/12/1951
	9	Florida A&M, 4/5/1981
7.	8	Many Teams Tied

## DOUBLE PLAYS

1.	7	S. Illinois, 3/16/1976
	7	Cornell, 3/30/1971
3.	6	UMass, 3/25/1976
	6	Clemson, 5/14/1995

## FRESHMAN - GAME

### BATTING

AT BATS	8	Kevin Howard (3/5/2000)
		Kevin Howard (4/7/2000)
RUNS	5	Kevin Howard (3/5/2000)
HITS	6	Mike Fiore (5/12/1985)
DOUBLES	3	Kevin Howard (4/22/2000)
	3	Rick Saggese (3/15/1996)
TRIPLES	2	Jemile Weeks (4/22/2006)
	2	Manny Crespo (3/6/1998)
HOMERS	2	L: Blake Cyr (3/4/2023)
T. BASES	11	L: Gaby Sanchez (5/2/2003)
RBI	8	Randy Guerra (3/14/1976)
STEALS	4	Bobby Hill (3/21/1997)
WALKS	4	L: Blake Cyr (5/25/2023)
Ks	4	L: Blake Cyr (3/17/2023)
SAC FLYS	2	L: Anthony Vilar (2/27/2019)
SAC HITS	2	L: Freddy Zamora (3/3/2018)
HBP	2	L: Ted Blackman (5/8/2009)

### PITCHING

STRIKEOUTS	15	Alex Fernandez (3/22/1989)
NO-HITTERS	1	Alex Fernandez (3/18/1989)

## FRESHMAN - SEASON

### BATTING

GAMES	77	Mike Fiore (1985)
AT BATS	276	Mike Fiore (1985)
RUNS	75	Pat Burrell (1996)
HITS	102	Scott Parsons (1981)
DOUBLES	22	L: Adrian Del Castillo (2019)
TRIPLES	9	Charles Johnson (1990)
HOME RUNS	23	Pat Burrell (1996)
TOT. BASES	182	Pat Burrell (1996)
RBI	76	Ryan Braun (2003)
STEALS	41	Bobby Hill (1997)
WALKS	61	Jordan Lala (2019)
STRIKEOUTS	72	Stephen Perez (2010)
TOT. SAC.	14	Zeke DeVoss (2010)
HIT BY PITCH	20	Bobby Hill (1997)
BA (200+AB)	.413	Kevin Howard (2000)
BA (101-199)	.484	Pat Burrell (1996)
SLG%	.948	Pat Burrell (1996)
HIT. STREAK	20	Mark Sobolewski (2007)
CONS. ON BASE	14	Kevin Howard (2000)
CONS. HITS	9	Mike Fiore (1985)

### PITCHING

APPs	44	George Huguet (2001)
REL. APPs	44	George Huguet (2001)
STARTS	19	Joe Grahe (1987)
CGs	8	Alex Fernandez (1989)
IP	147.2	Alex Fernandez (1989)
Ks	177	Alex Fernandez (1989)
WINS	15	Alex Fernandez (1989)
RECORD	11-0	Chris Hernandez (2008)
LOSSES	6	Karson Ligon (2022)
SAVES	15	Bryan Garcia (2014)
ERA (100+)	2.01	Alex Fernandez (1989)
ERA (10-99 IP)	1.36	Jerry Brust (1974)
CONS WINS	13	Alex Fernandez (1989)

# INDIVIDUAL LEADERS - BATTING

## GAMES

### CAREER LEADERS

PLAYER	YEAR	G
1. Doug Shields	1981-84	284
2. Mike Fiore	1985-88	270
3. Calvin James	1981-82, 84-85	261
4. Don Rowland	1982-85	259
5. Joe Trujillo	1986-89	256
6. Frank Dominguez	1985-88	243
Gino DiMare	1989-92	243
8. Randy Guerra	1976-79	238
9. Jim Burt	2001-04	236
10. Mike Kutner	1978-81	234

### SEASON LEADERS

PLAYER	YEAR	G
1. Orlando Ariles	1983	82
Phil Lane	1983	82
Bill Wrona	1983	82
4. Mitch Seoane	1983	81
5. Calvin James	1983	80
Javier Velazquez	1983	80
7. Don Rowland	1985	79
8. Jon Leake	1985	78
9. Doug Shields	1983	77
Mike Fiore	1985	77

## AT BATS

### CAREER LEADERS

PLAYER	YEARS	AB
1. Mike Fiore	1985-88	946
2. Doug Shields	1981-84	871
3. Javy Rodriguez	1999-02	868
4. Jose Trujillo	1986-89	864
5. Randy Guerra	1976-79	839
6. Mitch Seoane	1981-83	803
7. Bill Wrona	1981-83	801
8. Frank Dominguez	1985-88	780
9. Jim Burt	2001-04	764
10. Howie Shapiro	1976-79	754

### SEASON LEADERS

PLAYER	YEAR	AB
1. Mitch Seoane	1983	327
2. Bill Wrona	1983	316
3. Calvin James	1985	291
4. Orlando Ariles	1983	286
5. Doug Shields	1984	280
6. Mitch Seoane	1982	276
Mike Fiore	1985	276
8. Darren Mandel	1984	274
9. Don Rowland	1985	268
10. Chris Hart	1984	266

## RUNS SCORED

### CAREER LEADERS

PLAYER	YEARS	RS
1. Mike Fiore	1985-88	258
2. Bobby Hill	1997-99	240
3. Doug Shields	1981-84	238
4. Jose Trujillo	1986-89	213
5. Javy Rodriguez	1999-02	201
6. Pat Burrell	1996-98	198
7. Calvin James	1981-82, 84-85	195
8. Jemile Weeks	2006-08	190
9. Jim Burt	2001-04	186
10. Howie Shapiro	1976-79	184
Phil Lane	1982-84	184

### SEASON LEADERS

PLAYER	YEAR	RS
1. Bobby Hill	1998	87
2. Rudy Gomez	1996	86
3. Doug Shields	1984	82
4. Mike Fiore	1988	81
Blake Tekotte	2008	81
Jemile Weeks	2008	81
7. Yonder Alonso	2008	80
8. Pat Burrell	1997	79
Jason Michaels	1997	79
10. Bobby Hill	1999	77
Jon Jay	2006	77

## HITS

### CAREER LEADERS

PLAYER	YEARS	HITS
1. Mike Fiore	1985-88	341
2. Javy Rodriguez	1999-02	321
3. Doug Shields	1981-84	271
4. Kevin Howard	2000-02	260
5. Jon Jay	2004-06	254
6. Bobby Hill	1997-99	253
7. Randy Guerra	1976-79	252
8. Jim Burt	2001-04	245
9. Bill Wrona	1981-83	243
10. Yohandy Morales	2021-23	237

### SEASON LEADERS

PLAYER	YEAR	HITS
1. Orlando Ariles	1983	106
Mitch Seoane	1983	106
Jason Michaels	1997	106
4. Scott Parsons	1981	102
5. Javy Rodriguez	2002	99
6. Yohandy Morales	2023	98
6. Bobby Hill	1998	97
7. Bill Wrona	1983	96
Chris Hart	1984	96
Aubrey Huff	1998	96

## DOUBLES

### CAREER LEADERS

PLAYER	YEARS	2B
1. Jose Trujillo	1985-88	65
Kevin Howard	2000-02	65
3. Mike Fiore	1985-88	63
4. Jim Burt	2001-04	60
5. Don Rowland	1982-85	55
6. Frank Dominguez	1985-88	53
Kevin Brown	1998-01	53
8. Doug Shields	1981-84	51
9. Randy Guerra	1976-79	50
Jorge Fabregas	1989-91	50

### SEASON LEADERS

PLAYER	YEAR	2B
1. Jason Michaels	1997	32
2. Jon Leake	1985	27
Jim Burt	2004	27
4. Jose Trujillo	1989	26
5. Don Rowland	1985	25
6. Don Rowland	1984	24
Yasmani Grandal	2010	24
8. Mike Fiore	1988	23
9. Orlando Ariles	1983	22
Chris Hart	1985	22
Jose Trujillo	1988	22
Rudy Gomez	1996	22
Kevin Howard	2000	22
Adrian Del Castillo	2019	22

## TRIPLES

### CAREER LEADERS

PLAYER	YEARS	3B
1. Jemile Weeks	2006-08	19
2. Calvin James	1981-82, 84-85	17
3. Bill Wrona	1981-83	15
4. Mitch Seoane	1981-83	14
5. Mike Metcalfe	1993-94	13
6. Benny Castillo	1971-74	12
Mike Fiore	1985-88	12
Charles Johnson	1990-92	12
9. Wayne Krenchicki	1973-75	11
Kirk Dulom	1987, 89-90	11

### SEASON LEADERS

PLAYER	YEAR	3B
1. Charles Johnson	1990	9
Mike Metcalfe	1993	9
3. Kirk Dulom	1987	8
Jemile Weeks	2006	8
5. Benny Castillo	1973	7
Rick Montoni	1977	7
Bill Wrona	1982	7
Bill Wrona	1983	7
Calvin James	1985	7
Greg Erickson	1990	7
Jorge Fabregas	1990	7

# INDIVIDUAL LEADERS - BATTING

## HOME RUNS

### CAREER LEADERS

PLAYER	YEARS	HR
1. Phil Lane	1982-84	62
2. Pat Burrell	1996-98	61
3. Yonder Alonso	2006-08	52
4. Yohandy Morales	2021-23	49
5. Kevin Brown	1998-01	48
6. Ryan Braun	2003-05	45
7. Zack Collins	2014-16	42
Danny Matienzo	2000-02	42
9. Lale Esquivel	1997, 99-00	40
10. Randy Guerra	1976-79	39
Manny Crespo	1998-00	39

### SEASON LEADERS

PLAYER	YEAR	HR
1. Phil Lane	1982	25
2. Yonder Alonso	2008	24
Alex Toral	2019	24
4. Pat Burrell	1996	23
5. Darren Mandel	1984	23
Kevin Brown	1999	22
7. Pat Burrell	1997	21
Aubrey Huff	1998	21
Harold Martinez	2010	21
10. Phil Lane	1983	20
Lale Esquivel	2000	20
Danny Matienzo	2002	20
Yohandy Morales	2023	20

## TOTAL BASES

### CAREER LEADERS

PLAYER	YEARS	TB
1. Mike Fiore	1985-88	506
2. Pat Burrell	1996-98	465
3. Yohandy Morales	2021-21	439
4. Yonder Alonso	2006-08	432
5. Randy Guerra	1976-79	427
Javy Rodriguez	1999-02	427
7. Jim Burt	2001-04	425
8. Phil Lane	1982-84	418
9. Ryan Braun	2003-05	414
10. Doug Shields	1981-84	403

### SEASON LEADERS

PLAYER	YEAR	TB
1. Jason Michaels	1997	189
2. Pat Burrell	1996	182
3. Orlando Artiles	1983	181
4. Aubrey Huff	1998	174
5. Pat Burrell	1997	174
6. Darren Mandel	1984	171
Yohandy Morales	2023	171
8. Mike Fiore	1988	169
9. Jim Burt	2004	166
10. Yonder Alonso	2008	164

## RUNS BATTED IN

### CAREER LEADERS

PLAYER	YEARS	RBI
1. Mike Fiore	1985-88	235
2. Randy Guerra	1976-79	234
3. Yonder Alonso	2006-08	215
4. Phil Lane	1982-84	200
5. Ryan Braun	2003-05	197
6. Danny Matienzo	2000-02	189
7. Pat Burrell	1996-98	187
Kevin Brown	1998-01	187
9. Frank Dominguez	1985-88	186
10. Zack Collins	2014-16	183

### SEASON LEADERS

PLAYER	YEAR	RBI
1. Aubrey Huff	1998	95
2. David Thompson	2015	90
3. Jason Michaels	1997	89
4. Darren Mandel	1984	88
5. Mike Fiore	1988	83
6. Pat Burrell	1997	76
Ryan Braun	2003	76
Ryan Braun	2005	76
9. Phil Lane	1982	74
Sam Sorce	1982	74
Yonder Alonso	2007	74

## STOLEN BASES

### CAREER LEADERS

PLAYER	YEARS	SB
1. Bobby Hill	1997-99	139
2. Javy Rodriguez	1999-02	135
3. Doug Shields	1981-84	123
4. Calvin James	1981-82, 84-85	119
5. Mike Fiore	198-88	109
6. Howie Shapiro	1976-79	107
7. Luis Hernandez	1991-94	102
Ryan Grimmett	1994-97	102
9. Orlando Gonzalez	1973-74	96
10. Bill Wrona	1981-83	95

### SEASON LEADERS

PLAYER	YEAR	SB
1. Javy Rodriguez	2001	66
2. Orlando Gonzalez	1974	62
3. Calvin James	1985	53
Ryan Grimmett	1997	53
Mike Rodriguez	2001	53
6. Bobby Hill	1999	52
7. Jim Crosta	1974	46
Mike Metcalfe	1994	46
Bobby Hill	1998	46
10. Wes Robbins	1978	45

## WALKS

### CAREER LEADERS

PLAYER	YEARS	BB
1. Mike Fiore	1985-88	222
2. Howie Shapiro	1976-79	194
3. Doug Shields	1981-84	189
4. Zack Collins	2014-16	177
5. Yonder Alonso	2006-08	172
6. Pat Burrell	1996-98	170
7. Randy Guerra	1976-79	167
8. Bobby Hill	1997-99	166
9. Benny Castillo	1971-74	161
10. Calvin James	1981-82, 84-85	160

### SEASON LEADERS

PLAYER	YEAR	BB
1. Pat Burrell	1997	83
2. Zack Collins	2016	78
3. Yonder Alonso	2008	76
4. Bobby Hill	1999	73
5. Phil Lane	1983	72
6. Mike Fiore	1988	69
7. Steve Lusby	1982	68
8. Greg Vaughn	1986	63
Jason Michaels	1988	63
10. Howie Shapiro	1980	62

## STRIKEOUTS

### CAREER LEADERS

PLAYER	YEARS	K
1. Kevin Brown	1998-01	221
2. Phil Lane	1982-84	192
3. Raymond Gil	2018-21	180
4. Alex Toral	2018-21	168
5. Zack Collins	2014-16	164
Yohandy Morales	2021-23	164
7. Frank Dominguez	1995-88	162
8. Willie Abreu	2014-16	161
9. Ryan Grimmett	1994-97	155
10. Danny Matienzo	2000-02	153

### SEASON LEADERS

PLAYER	YEAR	K
1. Phil Lane	1983	72
Kevin Brown	2001	72
Stephen Perez	2010	72
4. Blake Cyr	2023	70
5. Raymond Gil	2019	68
Alex Toral	2019	68
7. Kevin Brown	1999	67
Maxwell Romero Jr.	2022	67
9. Phil Lane	1982	66
10. Zack Collins	2015	64
Willy Escala	2018	64

# INDIVIDUAL LEADERS - BATTING

## TOTAL SACRIFICES

### CAREER LEADERS

PLAYER	YEARS SAC	
1. Jose Trujillo	1986-89	53
2. Kris Clute	1998-01	45
3. Ryan Jackson	2007-09	43
4. Alex Cora	1994-96	42
Javy Rodriguez	1999-02	42
6. Howie Shapiro	1976-79	39
7. Luis Hernandez	1992-95	38
8. Gino DiMare	1989-92	36
9. Paco Figueroa	2002-05	35
10. Joe Nelson	1984-87	34

### SEASON LEADERS

PLAYER	YEAR	SAC
1. Jose Trujillo	1987	23
2. Mike Metcalfe	1994	22
3. Joe Nelson	1986	21
4. F.P. Santangelo	1989	20
5. Dave Berg	1992	18
Kris Clute	2000	18
7. Mike Lopez-Cao	1997	17
Kris Clute	2001	17
Javy Rodriguez	2001	17
Adam Ricks	2003	17

## HIT BY PITCH

### CAREER LEADERS

PLAYER	YEARS HBP	
1. Jon Jay	2004-06	38
2. Danny Figueroa	2002-05	33
3. Bobby Hill	1997-99	32
4. Blake Tekotte	2006-08	31
5. Carl Chester	2015-17	28
6. Luis Hernandez	1991-94	27
Jim Burt	2001-04	27
8. Paco Figueroa	2002-05	26
9. Kevin Brown	1998-01	25
10. Ricky Eusebio	2013-15	24

### SEASON LEADERS

PLAYER	YEAR	HBP
1. Jon Jay	2006	23
2. Ricky Eusebio	2015	21
3. Bobby Hill	1997	20
4. Carl Chester	2016	19
5. Danny Figueroa	2003	17
6. Mat Erwin	1994	16
7. Jim Burt	2004	14
8. Kevin Brown	1999	13
Blake Tekotte	2007	13
10. F.P. Santangelo	1989	12
Blake Tekotte	2008	12
Zeke DeVoss	2010	12
Chantz Mack	2013	12
Dale Carey	2014	12

## BATTING AVERAGE

### CAREER LEADERS (300+ AB)

PLAYER	YEARS AVG	
1. Pat Burrell	1996-98	.442
2. Yasmani Grandal	2008-10	.401
3. Aubrey Huff	1997-98	.400
4. Jason Michaels	1997-98	.396
5. Jon Jay	2004-06	.378
6. Orlando Gonzalez	1973-94	.373
7. Javy Rodriguez	1999-02	.369
8. Kevin Howard	2000-02	.368
9. Ryan Braun	2003-05	.365
10. Mike Fiore	1985-88	.361
Rudy Gomez	1994-96	.361

### CAREER LEADERS (50-299 AB)

PLAYER	YEAR	AVG
1. George Iskenderian	2015	.364
2. Steve Lusby	1982-83	.359
3. Bob Taro	1951-54	.342
4. Chris Hermann	2009	.341
5. Juan Flores	1990-91	.339
Tommy Giles	2006	.339
7. Laddie Jezek	1967-69	.333
8. German Alvarez	1997-98	.332
9. Bobby Ward	1962-64	.330
10. Warren Bogle	1962-64	.329
Robert Feldman	1976-77	.329

## BATTING AVERAGE

### SEASON LEADERS (200+ AB)

PLAYER	YEAR	AVG
1. Mike Fiore	1987	.423
2. Rudy Gomez	1996	.420
3. Kevin Howard	2000	.413
4. Aubrey Huff	1998	.412
5. Jason Michaels	1997	.411
6. Pat Burrell	1997	.409
7. Yohandy Morales	2023	.408
8. Jon Jay	2005	.408
9. Bobby Hill	1998	.404
10. Orlando Gonzalez	1974	.402

### SEASON LEADERS (101-200 AB)

PLAYER	YEAR	AVG
1. Pat Burrell	1996	.484
2. Pat Burrell	1998	.432
3. Larry Pyle	1969	.431
4. Laddie Jezek	1969	.389
5. Aubrey Huff	1997	.385
6. Russ Jacobson	1990	.380
7. Jason Michaels	1998	.378
8. Jorge Maduro	1969	.374
9. Kim Siepe	1972	.373
Tony Barquin	1980	.373
Joey Hooft	2003	.373
Paco Figueroa	2004	.373

### SEASON LEADERS (50-100 AB)

PLAYER	YEAR	AVG
1. Larry Wilson	1962	.459
2. Ernie Yaroshuk	1963	.448
3. Whitey Campbell	1950	.429
4. Dennis Eich	1963	.392
5. Bob Dekreon	1955	.390
6. Bob Taro	1953	.379
7. Bobby Ward	1962	.365
8. Vince Pagley	1953	.364
9. Vaughn Flick	1974	.362
10. Adrian Del Castillo	2020	.358

## SLUGGING %

### CAREER LEADERS (300+ AB)

PLAYER	YEARS SLG	
1. Pat Burrell	1996-98	.886
2. Jason Michaels	1997-98	.744
3. Aubrey Huff	1997-98	.719
4. Ryan Braun	2003-05	.672
5. Kevin Brown	1998-01	.637
Yonder Alonso	2006-08	.637
7. Yohandy Morales	2021-23	.635
8. Manny Crespo	1998-00	.632
9. Larry Pyle	1967-69	.624
10. Yasmani Grandal	2008-10	.615

### CAREER LEADERS (50-299 AB)

PLAYER	YEARS SLG	
1. Ed Contreras	1957-59	.615
2. Bob Taro	1951-54	.574
3. Tommy Giles	2006	.558
4. Greg Ellena	1983-86	.546
5. German Alvarez	1997-98	.532
6. Chris Hermann	2009	.528
7. Rick Ellstrom	1992-93	.524
8. Warren Bogle	1966-67	.523
9. Steve Lusby	1982-83	.522
10. Mike Maude	1980-81	.500

### SEASON LEADERS (200+ AB)

PLAYER	YEAR	SLG
1. Pat Burrell	1997	.809
2. Yonder Alonso	2008	.777
3. Aubrey Huff	1998	.768
4. Mike Fiore	1988	.754
5. Jason Michaels	1997	.733
6. Ryan Braun	2005	.726
7. Yasmani Grandal	2010	.721
8. Yohandy Morales	2023	.713
9. Yonder Alonso	2007	.705
10. Kevin Brown	1999	.690

### SEASON LEADERS (50-199 AB)

PLAYER	YEAR	SLG
1. Pat Burrell	1996	.948
2. Pat Burrell	1998	.924
3. Jason Michaels	1998	.760
Russ Jacobson	1999	.760
5. Donald Robinson	1992	.745
6. Greg Ellena	1985	.741
7. Lale Esquivel	2000	.710
8. Larry Pyle	1969	.700
9. Ed Contreras	1958	.696
10. Kevin Brown	2000	.692

# INDIVIDUAL LEADERS - PITCHING

## APPEARANCES

### CAREER LEADERS

PLAYER	YEARS	APP
1. Danny Smith	1980-83	123
George Huguet	2001-04	123
Danny Gil	2004-07	123
4. Robbie Morrison	1996-98	112
5. Luke Debold	1999-2002	103
6. Bryan Garcia	2014-16	101
7. Danny Graves	1992-94	99
8. AJ Salcines	2011-14	98
9. Rick Raether	1984-86	96
10. Andrew Lane	2003-06	95

### SEASON LEADERS

PLAYER	YEAR	APP
1. Michael Neu	1999	46
2. Jay Tessmer	1995	45
Rick Raether	1985	45
4. Luke Debold	2001	44
George Huguet	2001	44
Dave Eichhorn	1983	44
Danny Smith	1982	44
8. Frankie Bartow	2016	43
Kyle Bellamy	2008	43
Danny Smith	1983	43
Eddy Reyes	1997	43

## STARTS

### CAREER LEADERS

PLAYER	YEARS	GS
1. J.D. Artega	1994-97	72
2. Dan Davies	1983-86	66
3. Joe Grahe	1987-89	61
4. Rob Souza	1982-84	57
Kenny Henderson	1992-95	57
6. Stan Jakubowski	1973-76	53
7. Alex Santos	1996-99	52
8. David Gil	1997-2000	51
Bryan Radziewski	2011-14	51
10. Chris Hernandez	2008-10	50

### SEASON LEADERS

PLAYER	YEAR	GS
1. Rob Souza	1984	23
2. Dan Davies	1985	22
Joe Grahe	1989	22
Mike Kasprzak	1982	22
J.D. Artega	1997	22
6. Stan Jakubowski	1974	21
Rob Souza	1984	21
Joe Grahe	1988	20
9. Alex Santos	1999	20
Mark Bauer	1983	20
Dan Davies	1986	20
Neal Heaton	1981	20

## RELIEF APPEARANCES

### CAREER LEADERS

PLAYER	YEARS	APP
1. George Huguet	2001-04	123
2. Danny Gil	2004-07	115
3. Danny Smith	1980-83	112
4. Robbie Morrison	1996-98	110
5. Luke Debold	1999-2002	103
6. Bryan Garcia	2014-16	101
7. Danny Graves	1992-94	99
8. AJ Salcines	2011-14	96
9. Andrew Lane	2003-06	95
10. Rick Raether	1984-86	91

### SEASON LEADERS

PLAYER	YEAR	APP
1. Michael Neu	1999	46
2. Jay Tessmer	1995	45
Rick Raether	1985	45
4. Luke Debold	2001	44
George Huguet	2001	44
6. Frankie Bartow	2016	43
Kyle Bellamy	2008	43
Danny Smith	1982	43
9. Danny Smith	1983	43
Dave Eichhorn	1983	43
Eddy Reyes	1997	43

## COMPLETE GAMES

### CAREER LEADERS

PLAYER	YEARS	CG
1. Stan Jakubowski	1973-76	27
2. Joe Grahe	1987-89	23
3. Neal Heaton	1979-81	19
Rick Jones	1965-67	19
5. Bobby Huges	1969-61	16
6. Warren Bogle	1966-67	15
Tom Borzecki	1968-71	15
Tom Lehman	1967-69	15
Jeff Morrison	1978-81	15
Rob Souza	1982-84	15

### SEASON LEADERS

PLAYER	YEAR	CG
1. Joe Grahe	1988	11
2. Joe Grahe	1989	10
Rob Souza	1984	10
4. Warren Bogle	1966	9
Neal Heaton	1981	9
Stan Jakubowski	1974	9
Stan Jakubowski	1975	9
8. Alex Fernandez	1989	8
Tom Lehman	1968	8
Rick Patrylo	1972	8
Bob Bastian	1980	8
Mark Batten	1979	8

## INNINGS PITCHED

### CAREER LEADERS

PLAYER	YEARS	IP
1. Joe Grahe	1987-89	460.2
2. J.D. Artega	1994-97	458.1
3. Stan Jakubowski	1973-76	432.0
4. Dan Davies	1983-86	425.1
5. Kiki Bengochea	2000-02	392.0
6. Neal Heaton	1979-81	390.0
7. Jeff Morrison	1979-81	387.0
8. Rob Souza	1982-84	381.2
9. Mark Batten	1976-79	357.0
10. Greg Knowles	1988-91	343.2

### SEASON LEADERS

PLAYER	YEAR	IP
1. Joe Grahe	1989	173.0
2. Joe Grahe	1988	167.0
3. Mike Kasprzak	1982	160.0
4. Stan Jakubowski	1974	159.1
5. Rob Souza	1984	156.0
6. Neal Heaton	1981	154.1
7. Neal Heaton	1980	151.0
8. Alex Fernandez	1989	147.2
9. Sam Sorce	1976-79	146.2
10. Rob Souza	1982	145.0

## WALKS

### CAREER LEADERS

PLAYER	YEARS	BB
1. Rob Souza	1982-84	200
2. Dan Davies	1983-86	177
3. Kenny Henderson	1992-95	167
4. Neal Heaton	1979-81	161
5. Danny Smith	1980-83	160
6. Randy Guerra	1976-79	158
7. Joe Grahe	1987-89	154
8. Stan Jakubowski	1973-76	147
9. J.D. Artega	1994-97	143
10. Majer Steffen	1984-88	140

### SEASON LEADERS

PLAYER	YEAR	BB
1. Rob Souza	1984	91
2. Joe Grahe	1989	75
3. Neal Heaton	1980	72
4. Rob Souza	1983	67
5. Randy Guerra	1978	64
6. Mike Kasprzak	1982	58
Jason Adge	1995	58
8. Oscar Munoz	1990	57
9. Neal Heaton	1981	56
10. Randy Guerra	1979	54



# INDIVIDUAL LEADERS - PITCHING

## STRIKEOUTS

### CAREER LEADERS

PLAYER	YEARS	K
1. Joe Grahe	1987-89	433
2. Alex Santos	1996-99	386
3. Neal Heaton	1979-81	381
4. Rob Souza	1982-84	366
5. J.D. Artega	1994-97	343
6. Stan Jakubowski	1973-76	334
7. Bryan Radziewski	2011-14	333
8. Chris Hernandez	2008-10	320
9. David Gil	1997-2000	312
10. Kenny Henderson	1992-95	311

### SEASON LEADERS

PLAYER	YEAR	K
1. Joe Grahe	1989	194
2. Alex Fernandez	1989	177
3. Neal Heaton	1981	172
4. Rob Souza	1984	165
5. Joe Grahe	1988	154
6. Alex Santos	1999	144
7. Alex Santos	1998	142
8. Rob Souza	1983	139
9. Neal Heaton	1980	130
10. Warren Bogle	1966	128
Stan Jakubowski	1974	128

## HITS ALLOWED

### CAREER LEADERS

PLAYER	YEARS	HITS
1. J.D. Artega	1994-97	451
2. Dan Davies	1983-86	424
3. Joe Grahe	1987-89	382
4. Rob Souza	1982-84	368
5. Greg Knowles	1988-91	349
6. Jeff Morrison	1978-81	328
7. Mark Batten	1976-79	322
8. Stan Jakubowski	1973-76	318
9. Kiki Bengochea	2000-02	308
10. Kevin Sheary	1983-87	284

### SEASON LEADERS

PLAYER	YEAR	HITS
1. Mike Kasprzak	1982	154
2. Rob Souza	1984	152
3. J.D. Artega	1997	141
4. Mark Bauer	1982	134
Joe Grahe	1988	134
6. Joe Grahe	1987	130
7. Dan Davies	1986	127
8. Rob Souza	1983	126
9. Sam Sorce	1982	125
10. Joe Grahe	1989	124

## RUNS ALLOWED

### CAREER LEADERS

PLAYER	YEARS	R
1. Rob Souza	1982-84	223
2. J.D. Artega	1994-97	221
3. Dan Davies	1983-86	204
4. Kiki Bengochea	2000-02	199
5. Joe Grahe	1987-89	186
6. Greg Knowles	1988-91	168
7. Kevin Sheary	1983-87	165
8. Brandon Camardese	2002-05	164
9. Dan Touchet	2001-05	157
10. Alejandro Rosario	2021-23	155

### SEASON LEADERS

PLAYER	YEAR	R
1. Rob Souza	1984	96
2. Kiki Bengochea	2002	78
3. Mike Kasprzak	1982	76
4. Rob Souza	1983	73
5. Joe Grahe	1987	71
6. Jason Adge	1995	69
7. J.D. Artega	1997	68
8. Dan Davies	1986	67
9. Scott Maine	2006	66
10. Kiki Bengochea	2001	65

## EARNED RUNS ALLOWED

### CAREER LEADERS

PLAYER	YEARS	ER
1. Rob Souza	1982-84	183
2. Dan Davies	1983-86	177
3. J.D. Artega	1994-97	173
4. Joe Grahe	1987-89	150
5. Brandon Camardese	2002-05	149
6. Kiki Bengochea	2000-02	147
Kevin Sheary	1983-87	147
8. Alejandro Rosario	2021-23	141
9. Dan Touchet	2001-05	134
10. Jose Prado	1991-93	119
David Gil	1997-2000	119

### SEASON LEADERS

PLAYER	YEAR	ER
1. Rob Souza	1984	75
2. Mike Kasprzak	1982	68
3. Rob Souza	1983	63
4. Mark Bauer	1983	60
Jason Adge	1995	60
6. Kiki Bengochea	2002	59
Alejandro Rosario	2023	59
8. Dan Davies	1986	57
9. Kevin Sheary	1987	56
10. Scott Maine	2006	54
Joe Grahe	1988	54

## SAVES

### CAREER LEADERS

PLAYER	YEARS	SV
1. Bryan Garcia	2014-16	43
2. George Huguet	2001-04	39
3. Rick Raether	1984-86	37
4. Robbie Morrison	1996-98	34
5. Danny Graves	1992-94	29
6. Andrew Walters	2021-23	26
7. Jay Tessmer	1994-95	23
8. Chris Perez	2004-06	20
Danny Miranda	2009-11	20
10. Kyle Bellamy	2007-09	19
Danny Smith	1980-83	19

### SEASON LEADERS

PLAYER	YEAR	SV
1. Danny Graves	1994	21
2. Rick Raether	1985	20
Jay Tessmer	1995	20
4. Bryan Garcia	2016	18
5. Rick Raether	1986	17
6. Kyle Bellamy	2009	16
Michael Neu	1999	16
8. Danny Miranda	2011	15
Bryan Garcia	2014	15
10. George Huguet	2001	14
Robbie Morrison	1996	14
Carson Palmquist	2021	14
Andrew Walters	2022	14

## WINS

### CAREER LEADERS

PLAYER	YEARS	WINS
1. J.D. Artega	1994-97	43
2. Neal Heaton	1979-81	42
3. Dan Davies	1983-86	41
4. Stan Jakubowski	1973-76	40
5. Jeff Morrison	1978-81	38
6. Alex Santos	1996-99	37
7. Mark Batten	1976-79	35
8. Joe Grahe	1987-89	34
9. Jeff Alkire	1989-92	32
10. David Gil	1997-2000	31
Eric Erickson	2007-08,10,12	31

### SEASON LEADERS

PLAYER	YEAR	WINS
1. Neal Heaton	1980	18
2. Neal Heaton	1981	16
Stan Jakubowski	1974	16
4. Tom Farmer	2001	15
Alex Santos	1998	15
Clint Weibl	1996	15
Oscar Munoz	1990	15
Joe Grahe	1989	15
Alex Fernandez	1989	15
Dan Davies	1985	15
Bob Bastian	1980	15
Gavin Long	1976	15

# INDIVIDUAL LEADERS - PITCHING

## LOSSES

### CAREER LEADERS

PLAYER	YEARS	L
1. Kiki Bengochea	2000-02	16
Rob Souza	1982-84	16
3. Kevin Sheary	1983-87	15
4. Stan Jakubowski	1973-76	14
5. Joe Grahe	1987-89	13
Alejandro Rosario	2021-23	13
7. Warren Bogle	1966-67	12
Tom Borzecki	1968-71	12
Dan Davies	1983-86	12
Kenny Henderson	1992-95	12
Eric Erickson	2007-08, 2010, 2012	12

### SEASON LEADERS

PLAYER	YEAR	L
1. Rob Souza	1984	9
2. Carlos Gutierrez	2006	7
3. Shawn Purdy	1991	7
4. Fadul Arrieta	1993	7
Kiki Bengochea	2002	7
6. David Gutierrez	2009	6
Warren Bogle	1966	6
Warren Bogle	1967	6
Jason Adge	1995	6
E.J. Encinosa	2011	6
Eric Erickson	2012	6
Andrew Suarez	2013	6
Evan McKendry	2018	6
Karson Ligon	2022	6
Alejandro Rosario	2023	6

## ERA (I99+ IP)

### CAREER LEADERS

PLAYER	YEARS	ERA
1. Stan Jakubowski	1973-76	1.81
2. Neal Heaton	1979-81	2.03
3. Jerry Brust	1974-75	2.04
4. Jeff Morrison	1978-81	2.37
5. Tom Lehman	1967-69	2.38
6. Augie Ruiz	1976-78	2.42
7. Cesar Carrillo	2004-05	2.44
8. Bobby Huges	1959-61	2.52
Rick Patrylo	1971-73	2.52
Rick Raether	1984-86	2.52
Vic Stenson	1958-60	2.52

## ERA (10-199 IP)

### CAREER LEADERS

PLAYER	YEARS	ERA
1. John Fulgham	1975	0.54
2. Jay Tessmer	1994-95	1.24
3. Andrew Walters	2021-23	1.41
4. Dean Booth	1960-61	1.51
5. Neale Monte	1968-70	1.69
6. Ralph Maza	1969-72	1.71
7. Robbie Morrison	1996-97	1.78
8. Bob Bartlett	1971-73	1.79
9. Wally Pontiff	1973	1.92
10. Alex Fernandez	1989	2.01

## ERA (100+ IP)

### SEASON LEADERS

PLAYER	YEAR	ERA
1. Augie Ruiz	1978	1.46
2. Stan Jakubowski	1974	1.47
3. Bob Bartlett	1973	1.56
4. Mark Batten	1979	1.63
5. Chris Diaz	2013	1.64
6. Stan Jakubowski	1975	1.65
7. Gavin Long	1976	1.78
8. Alex Fernandez	1989	2.01
9. Jeff Morrison	1980	2.03
10. Neal Heaton	1980	2.09

## ERA (10-99 IP)

### SEASON LEADERS

PLAYER	YEAR	ERA
1. John Fulgham	1975	0.54
2. Brian Van Belle	2020	0.68
3. JP Gates	2020	0.82
4. Danny Graves	1994	0.89
5. Kyle Bellamy	2009	0.97
6. Alex Ruiz	2019	1.04
7. Chris McMahon	2020	1.05
8. Dean Booth	1974	1.13
9. Jay Tessmer	1994	1.16
10. Andrew Walters	2023	1.21

# 2024 MIAMI HURRICANES

 DORIAN GONZALEZ JR. 6'10" OF 9/10 OF 1BR	 JD URSO 2'11" OF 6/10 OF 1BR	 BLAKE CYR 4'11" OF 5/11 OF 1BR	 DREW DWYER 6'1" OF 6/10 OF 1BR	 JACK SCANLON 7'1" OF 7/11 OF 1BR	 LUCAS COSTELLO 6'10" OF 9/10 OF 1BR	 HERICK HERNANDEZ 6'11" OF 8/11 OF 1BR
 BRIAN WALTERS 6'10" OF 8-50	 ANTONIO JIMENEZ 5'11" OF 13/11 OF 1BR	 DANIEL CUVET 6'4" OF 11/11 OF 1BR	 LUCA REYES 6'0" OF 18/11 OF 1BR	 CHRIS DIAZ 6'0" OF 18/11 OF 1BR	 JAKE KULIKOWSKI 6'11" OF 18/11 OF 1BR	 JULIAN HERNANDEZ 2'11" OF 13/11 OF 1BR
 RAFE SCHLESINGER 2'2" OF 11/11 OF 1BR	 SLAIDE NATURMAN 2'7" OF 11/11 OF 1BR	 JORDAN VARGAS 2'8" OF 11/11 OF 1BR	 JT CARUSO 3'0" OF 11/11 OF 1BR	 GAGE ZIEHL 3'1" OF 11/11 OF 1BR	 AJ GOYTIA 3'4" OF 11/11 OF 1BR	 ALEX STANYEK 3'5" OF 11/11 OF 1BR
 NICK ROBERT 3'6" OF 11/11 OF 1BR	 JASON TORRES 3'7" OF 11/11 OF 1BR	 ERIC FERNANDEZ 3'8" OF 11/11 OF 1BR	 JACOBY LONG 3'9" OF 11/11 OF 1BR	 MYLES CABA 4'0" OF 11/11 OF 1BR	 BEN CHESTNUTT 4'1" OF 11/11 OF 1BR	 EDUARDO VILLEGAS 4'5" OF 11/11 OF 1BR
 BRANDON OLIVERA 4'6" OF 11/11 OF 1BR	 ASHTON CROWTHER 4'6" OF 11/11 OF 1BR	 RENZO GONZALEZ 5'1" OF 11/11 OF 1BR	 CHRIS SCINTA 5'3" OF 11/11 OF 1BR	 GABY GUTIERREZ 5'5" OF 11/11 OF 1BR	 CARLOS PEREZ 6'1" OF 11/11 OF 1BR	 LORENZO CARRIER 6'6" OF 11/11 OF 1BR

## COACHING STAFF

 J.D. ARTEAGA Head Coach	 LAZ GUTIERREZ Assistant Coach / Mental Skills	 DARREN FENSTER Assistant Coach
 JONATHAN ANDERSON Assistant Coach / Recruiting	 ROB COOPER Director of Program Development	 BRANDON BREWER Director of Player Development



# HURRICANES BASEBALL

## SCHEDULE

 2/16 - 18  
**NJIT**

 2/21  
**UCF**

 2/23 - 25  
**LIU**

 2/28  
**FGCU**

 3/1 - 3  
**FLORIDA**

 3/6  
**STONEHILL**

 3/8 - 10  
**VIRGINIA**

 3/12  
**FLORIDA ATLANTIC**

 3/15 - 17  
**NORTH CAROLINA**

 3/19  
**FIU**

 3/22 - 24  
**NOTRE DAME**

 3/26  
**FIU**

 3/28 - 30  
**CLEMSON**

 4/2  
**FLORIDA ATLANTIC**

 4/5 - 7  
**DUKE**

 4/9  
**FLORIDA ATLANTIC**

 4/11 - 13  
**FLORIDA STATE**

 4/17  
**BETHUNE - COOKMAN**

 4/19 - 21  
**LOUISVILLE**

 4/23  
**FLORIDA ATLANTIC**

 4/26 - 28  
**GEORGIA TECH**

 5/2 - 4  
**BYU**

 5/8  
**FIU**

 5/10 - 12  
**VIRGINIA TECH**

 5/14  
**FIU**

 5/16 - 18  
**PITT**

 5/21 - 26  
**ACC BASEBALL CHAMPIONSHIP**

	HOME
	AWAY
	NEUTRAL

