

JANUARY 1993


£2.20

# TELEVISION

66 SOUTHLAND NEWSAGENCY E4 1.85

SERVICING·VIDEO·SATELLITE·DEVELOPMENTS

**FREE 1993 YEAR PLANNER**



**Modern TV Receiver Techniques**

**Fault Guide for the BBC B Computer**

**All about Electrolytics · Camcorner**

**The Scartbox · DMM Test Report**

**More on the Philips KT3 · DXTV**

**VCR Clinic · TV Fault Finding**



**WVE** WILLOW VALE ELECTRONICS LTD

**YOUR KEY  
TO THE  
WORLD'S  
BIGGEST  
SPARES KIT  
TOO BOX**



**CALL NOW**

READING  
0734 876444

MANCHESTER  
061 682 1415

NOTTINGHAM  
0602 870789

THE STAFF OF TELEVISION  
WOULD LIKE TO THANK  
ALL OUR READERS AND  
ADVERTISERS FOR THEIR  
CONTINUED SUPPORT AND  
WISH THEM ALL THE VERY  
BEST FOR THE NEW YEAR

# TELEVISION

January  
1993

Vol. 43, No.3  
Issue 507

On sale December 15th

## COPYRIGHT

© Reed Business Publishing Ltd., 1993. Copyright in all drawings, photographs and articles published in **Television** is fully protected and reproduction or imitation in whole or in part is expressly forbidden. All reasonable precautions are taken by **Television** to ensure that the advice and data given to readers are reliable. We cannot however guarantee it and we cannot accept legal responsibility for it.

## CORRESPONDENCE

All correspondence regarding advertisements should be addressed to the Advertisement Manager, "Television", Quadrant House, The Quadrant, Sutton, Surrey SM2 5AS. Editorial correspondence should be addressed to "Television" Editorial Department, Reed Business Publishing, Quadrant House, The Quadrant, Sutton, Surrey SM2 5AS.

## INDEXES AND BINDERS

Indexes to Vols. 39 and 40 are available at £2.00 from the Editorial office (address above) Indexes to Vols. 37 and 38 are available at £1.50 each. Photostats of the indexes to Vols. 31 - 36 can be supplied at £1.00 each. Make cheques etc. payable to Reed Business Publishing Ltd.

Binders that hold twelve issues of **Television** are available for £5 each from Television Binders, 78 Whalley Road, Wilpshire, Blackburn BB1 9LF. Make cheques payable to "Television Binders".

## SUBSCRIPTIONS

An annual subscription costs £23 in the UK, £28 overseas (by surface mail - airmail quote on request). Send orders with payment to Quadrant Subscription Services Ltd., Oakfield House, Perrymount Road, Haywards Heath, Sussex, RH16 3DH.

Subscription hotline for 24-hour ordering with Credit Card. Telephone number 0622 72166 quoting reference INJ.

## BACK NUMBERS

Some back issues are available at £2.75 each from Television Back Issues, Room L323, Quadrant House, The Quadrant, Sutton, Surrey SM2 5AS. Make cheques/postal orders payable to Reed Business Publishing Ltd. See box on page 214.

- 173 **Leader**
- 174 **The Scartbox** *Keith Wevill, B.Sc.*
- 176 **More on the Philips KT3 Chassis** *John C. Priest*
- 177 **The Room at the Back** *J. LeJeune*
- 178 **Modern TV Receiver Techniques, Part 1** *Eugene Trundle*  
Start of a new series that will explain the techniques and operation of the various sections of modern TV sets.
- 182 **Satellite Notebook** *Nick Beer*
- 183 **Next Month in Television**
- 184 **TV Fault Finding**  
Reports from Philip Blundell, AMIEE, Steve Cannon, Chris Watton, Brian Storm, Ed Rowland, Richard Newman, G. Bakawala, Alan R. Bayly, Graham Richards, Graham W. Rees, Richard J. Avis, Alan Damp and John Edwards.
- 187 **Letters**
- 188 **Help Wanted**
- 190 **Long-distance Television** *Roger Bunney*
- 192 **Teletopics**
- 194 **All About Electrolytic Capacitors** *Ray Porter, M.Sc., C.Eng., MIEE*
- 197 **Camcorner**  
Reports from Brian Storm and David C. Woodnott.
- 198 **Test Report: Fluke Model 12 DMM** *David Botto*
- 202 **History of BBC Colour Television** *Keith Hamer and Garry Smith*
- 204 **What a Life!** *Donald Bullock*
- 206 **The Implications of COSHH** *Nick Beer*
- 207 **CD Player Casebook**  
Reports from Mike Leach, Nick Williams and Nick Beer.
- 208 **VCR Clinic**  
Reports from Philip Blundell, AMIEE, Nick Beer, Chris Hawkins, Steve Cannon, Graham Rees, Basil Davidson, Alfred Damp, John Edwards and Michael Dranfield.
- 210 **BBC Model B Computer Fault Notes** *Arthur Rumbelow, G3KKC*
- 214 **Test Case 361**

OUR NEXT ISSUE DATED FEBRUARY WILL  
BE PUBLISHED ON JANUARY 20th





LINEAR ICs - Cont.			COMPUTER ICs			75p			225p			100p			80p			20p			170p			COMPUTER ICs			8748		
UPL1363	1300	25A1162	30p	25C536	27p	25C1624	140p	25C2320	40p	25C2934	75p	25C3531	225p	ZSD786	100p	25D1400	280p	Z5K214	170p	2114	150p	8748	700p						
UPL1363C	1900	25A1169	50p	25C558	20p	25C1625	165p	25C2324	120p	25C2937	250p	25C3547	225p	ZSD787	100p	25D1402	280p	Z5K216	200p	2114	150p	8755	800p						
UPL1364	1500	25A1170	50p	25C563	120p	25C1626	75p	25C2329	480p	25C2940	480p	25C3554	200p	ZSD788	100p	25D1403	280p	Z5K217	350p	2114	150p	8755	800p						
UPL1364C	350p	25A1175	100p	25C565	70p	25C1627	75p	25C2333	220p	25C2944	620p	25C3568	200p	ZSD789	80p	25D1406	80p	Z5K218	400p	2114	150p	8755	800p						
UPL1365	250p	25A1186	60p	25C569	100p	25C1634	50p	25C2334	240p	25C2948	75p	25C3583	170p	ZSD790	400p	25D1407	160p	Z5K219	400p	2114	150p	8755	800p						
UPL1365C	500p	25A1198	70p	25C571	80p	25C1664	300p	25C2335	120p	25C2950	80p	25C3584	200p	ZSD791	400p	25D1408	120p	Z5K220	80p	2114	150p	8755	800p						
UPL1370C	300p	25A1206	60p	25C573	100p	25C1666	100p	25C2336	100p	25C2956	80p	25C3585	200p	ZSD792	400p	25D1409	120p	Z5K221	80p	2114	150p	8755	800p						
UPL1373	85p	25A1209	100p	25C574	20p	25C1675	200p	25C2347	100p	25C2979	50p	25C3596	80p	ZSD793	400p	25D1410	120p	Z5K222	80p	2114	150p	8755	800p						
UPL1377	200p	25A1210	120p	25C581	340p	25C1678	120p	25C2350	120p	25C2987	325p	25C3604	850p	ZSD794	400p	25D1411	120p	Z5K223	80p	2114	150p	8755	800p						
UPL1378	180p	25A1215	100p	25C582	340p	25C1679	120p	25C2351	110p	25C2988	250p	25C3605	80p	ZSD795	400p	25D1412	100p	Z5K224	80p	2114	150p	8755	800p						
UPL1382	110p	25A1216	100p	25C583	60p	25C1684	40p	25C2352	100p	25C2989	60p	25C3606	80p	ZSD796	400p	25D1413	120p	Z5K225	80p	2114	150p	8755	800p						
UPL1384	425p	25A1217	100p	25C584	20p	25C1685	60p	25C2353	60p	25C2990	60p	25C3607	150p	ZSD797	400p	25D1414	120p	Z5K226	80p	2114	150p	8755	800p						
UPL1387C	250p	25A1220	120p	25C585	20p	25C1686	900p	25C2354	600p	25C2991	300p	25C3608	120p	ZSD798	400p	25D1415	120p	Z5K227	80p	2114	150p	8755	800p						
UPL1394	170p	25A1227A	300p	25C586	20p	25C1687	900p	25C2355	600p	25C2992	300p	25C3609	130p	ZSD799	400p	25D1416	120p	Z5K228	80p	2114	150p	8755	800p						
UPL120CA	450p	25A1235	250p	25C587	400p	25C1733	20p	25C2356	100p	25C2993	300p	25C3610	130p	ZSD800	400p	25D1417	120p	Z5K229	80p	2114	150p	8755	800p						
UPL1387C	250p	25A1242	80p	25C588	400p	25C1735	70p	25C2357	210p	25C2994	300p	25C3611	130p	ZSD801	400p	25D1418	120p	Z5K230	80p	2114	150p	8755	800p						
UPL1394	170p	25A1243	300p	25C589	400p	25C1740	40p	25C2358	210p	25C2995	300p	25C3612	130p	ZSD802	400p	25D1419	120p	Z5K231	80p	2114	150p	8755	800p						
UPL1397	170p	25A1244	120p	25C590	28p	25C1741	48p	25C2359	210p	25C2996	300p	25C3613	130p	ZSD803	400p	25D1420	120p	Z5K232	80p	2114	150p	8755	800p						
UPL140CA	450p	25A1246	80p	25C591	28p	25C1742	48p	25C2360	210p	25C2997	300p	25C3614	130p	ZSD804	400p	25D1421	120p	Z5K233	80p	2114	150p	8755	800p						
UPL140CA	450p	25A1249	100p	25C592	28p	25C1743	48p	25C2361	210p	25C2998	300p	25C3615	130p	ZSD805	400p	25D1422	120p	Z5K234	80p	2114	150p	8755	800p						
UPL140CA	450p	25A1251	100p	25C593	28p	25C1744	48p	25C2362	210p	25C2999	300p	25C3616	130p	ZSD806	400p	25D1423	120p	Z5K235	80p	2114	150p	8755	800p						
UPL140CA	450p	25A1252	100p	25C594	28p	25C1745	48p	25C2363	210p	25C3000	300p	25C3617	130p	ZSD807	400p	25D1424	120p	Z5K236	80p	2114	150p	8755	800p						
UPL140CA	450p	25A1253	100p	25C595	28p	25C1746	48p	25C2364	210p	25C3001	300p	25C3618	130p	ZSD808	400p	25D1425	120p	Z5K237	80p	2114	150p	8755	800p						
UPL140CA	450p	25A1254	100p	25C596	28p	25C1747	48p	25C2365	210p	25C3002	300p	25C3619	130p	ZSD809	400p	25D1426	120p	Z5K238	80p	2114	150p	8755	800p						
UPL140CA	450p	25A1255	100p	25C597	28p	25C1748	48p	25C2366	210p	25C3003	300p	25C3620	130p	ZSD810	400p	25D1427	120p	Z5K239	80p	2114	150p	8755	800p						
UPL140CA	450p	25A1256	100p	25C598	28p	25C1749	48p	25C2367	210p	25C3004	300p	25C3621	130p	ZSD811	400p	25D1428	120p	Z5K240	80p	2114	150p	8755	800p						
UPL140CA	450p	25A1257	100p	25C599	28p	25C1750	48p	25C2368	210p	25C3005	300p	25C3622	130p	ZSD812	400p	25D1429	120p	Z5K241	80p	2114	150p	8755	800p						
UPL140CA	450p	25A1258	100p	25C600	28p	25C1751	48p	25C2369	210p	25C3006	300p	25C3623	130p	ZSD813	400p	25D1430	120p	Z5K242	80p	2114	150p	8755	800p						
UPL140CA	450p	25A1259	100p	25C601	28p	25C1752	48p	25C2370	210p	25C3007	300p	25C3624	130p	ZSD814	400p	25D1431	120p	Z5K243	80p	2114	150p	8755	800p						
UPL140CA	450p	25A1260	100p	25C602	28p	25C1753	48p	25C2371	210p	25C3008	300p	25C3625	130p	ZSD815	400p	25D1432	120p	Z5K244	80p	2114	150p	8755	800p						
UPL140CA	450p	25A1261	100p	25C603	28p	25C1754	48p	25C2372	210p	25C3009	300p	25C3626	130p	ZSD816	400p	25D1433	120p	Z5K245	80p	2114	150p	8755	800p						
UPL140CA	450p	25A1262	100p	25C604	28p	25C1755	48p	25C2373	210p	25C3010	300p	25C3627	130p	ZSD817	400p	25D1434	120p	Z5K246	80p	2114	150p	8755	800p						
UPL140CA	450p	25A1263	100p	25C605	28p	25C1756	48p	25C2374	210p	25C3011	300p	25C3628	130p	ZSD818	400p	25D1435	120p	Z5K247	80p	2114	150p	8755	800p						
UPL140CA	450p	25A1264	100p	25C606	28p	25C1757	48p	25C2375	210p	25C3012	300p	25C3629	130p	ZSD819	400p	25D1436	120p	Z5K248	80p	2114	150p	8755	800p						
UPL140CA	450p	25A1265	100p	25C607	28p	25C1758	48p	25C2376	210p	25C3013	300p	25C3630	130p	ZSD820	400p	25D1437	120p	Z5K249	80p	2114	150p	8755	800p						
UPL140CA	450p	25A1266	100p	25C608	28p	25C1759	48p	25C2377	210p	25C3014	300p	25C3631	130p	ZSD821	400p	25D1438	120p	Z5K250	80p	2114	150p	8755	800p						
UPL140CA	450p	25A1267	100p	25C609	28p	25C1760	48p	25C2378	210p	25C3015	300p	25C3632	130p	ZSD822	400p	25D1439	120p	Z5K251	80p	2114	150p	8755	800p						
UPL140CA	450p	25A1268	100p	25C610	28p	25C1761	48p	25C2379	210p	25C3016	300p	25C3633	130p	ZSD823	400p	25D1440	120p	Z5K252	80p	2114	150p	8755	800p						
UPL140CA	450p	25A1269	100p	25C611	28p	25C1762	48p	25C2380	210p	25C3017	300p	25C3634	130p	ZSD824	400p	25D1441	120p	Z5K253	80p	2114	150p	8755	800p						
UPL140CA	450p	25A1270	100p	25C612	28p	25C1763	48p	25C2381	210p	25C3018	300p	25C3635	130p	ZSD825	400p	25D1442	120p	Z5K254	80p	2114	150p	8755	800p						
UPL140CA	450p	25A1271	100p	25C613	28p	25C1764	48p	25C2382	210p	25C3019	300p	25C3636	130p	ZSD826	400p	25D1443	120p	Z5K255	80p	2114	150p	8755	800p						
UPL140CA	450p	25A1272	100p	25C614	28p	25C1765	48p	25C2383	210p	25C3020	300p	25C3637	130p	ZSD827	400p	25D1444	120p	Z5K256	80p	2114	150p	8755	800p						
UPL140CA	450p	25A1273	100p	25C615	28p	25C1766	48p	25C2384	210p	25C3021	300p	25C3638	130p	ZSD828	400p	25D1445	120p	Z5K257	80p	2114	150p	8755	800p						
UPL140CA	450p	25A1274	100p	25C616	28p	25C1767	48p	25C2385	210p	25C3022	300p	25C3639	130p	ZSD829	400p	25D1446	120p	Z5K258	80p	2114	150p	8755	800p						
UPL140CA	450p	25A1275	100p	25C617	28p	25C1768	48p	25C2386	210p	25C3023	300p	25C3640	130p	ZSD830	400p	25D1447	120p	Z5K259	80p	2114	150p	8755	800p						
UPL140CA	450p	25A1276	100p	25C618	28p	25C1769	48p	25C2387	210p	25C3024	300p	25C3641	130p	ZSD831	400p	25D1448	120p	Z5K260	80p	2114	150p	8755	800p						
UPL140CA	450p	25A1277	100p	25C619	28p	25C1770	48p	25C2388	210p	25C3025	300p	25C3642	130p	ZSD832	400p	25D1449	120p	Z5K261	80p	2114	150p	8755	800p						
UPL140CA	450p	25A1278	100p	25C620	28p	25C1771	48p	25C2389	210p	25C3026	300p	25C3643	130p	ZSD833	400p	25D1450	120p	Z5K262	80p	2114	150p	8755	800p						
UPL140CA	450p	25A1279	100p	25C621	28p	25C1772	48p	25C2390	210p	25C3027	300p	25C3644	130p	ZSD834	400p	25D1451	120p	Z5K263	80p	2114	150p	8755	800p						
UPL140CA	450p	25A1280	100p	25C622	28p	25C1773	48p	25C2391	210p	25C3028	300p	25C3645	130p	ZSD835	400p	25D1452	120p	Z5K264	80p	2114	150p	8755	800p						
UPL140CA	450p	25A1281	100p	25C623	28p	25C1774	48p	25C2392																					











## VIDEO SERVICE KITS

### AMSTRAD

VCR7000  
**Contents**  
 BELT SET, PINCH ROLLER, REEL IDLER, VIDEO LAMP  
 Order Code: SK41 £5.50

### FERGUSON & JVC

3V42/43  
 HRD455/HRD725  
**Contents**  
 BELT SET, PINCH ROLLER, CLUTCH MECHANISM, TENSION BAND  
 Order Code: SK37 £17.50

**Economy Kit Contents**  
 BELT SET, PINCH ROLLER, SUPPLY CLUTCH, TAKE UP CLUTCH  
 Order Code: SK38 £9.50

3V58/59/64/65  
 HRD170/180/210/230/300/320/370/400/430/530/700/750  
 HRS5000  
**Contents**  
 BELT SET, PINCH ROLLER, IDLER ARM, TENSION BAND  
 Order Code: SK44 £8.50

3V29/3V30  
 HR7200/7300/7350  
**Contents**  
 BELT SET, PINCH ROLLER, TENSION BAND, IDLER TYRES  
 Order Code: SK05 £6.00

3V35/36/38/39/49  
 HRD110/111/120/121/225  
**Contents**  
 BELT SET, PINCH ROLLER, TENSION BAND, IDLER TYRES  
 Order Code: SK04 £5.50

3V31/3V42  
 HR7600/7610/7650/7655  
**Contents**  
 BELT SET, T/U REEL TABLE TYRE, PINCH ROLLER, REEL IDLER, T/U CLUTCH, T/U IDLER, TENSION BAND, VIDEO LAMP  
 Order Code: SK33 £12.00

**Economy Kit Contents**  
 BELT SET, T/U REEL TABLE TYRE, PINCH ROLLER, REEL IDLER TYRE, T/U IDLER TYRE, T/U CLUTCH  
 Order Code: SK34 £5.50

3V35/36/38/39/49  
 HRD110/111/120/121/225  
**Contents**  
 BELT SET, T/U REEL TABLE TYRE, SUPPLY REEL TABLE TYRE, PINCH ROLLER, T/U CLUTCH, T/U IDLER, REEL IDLER, TENSION BAND  
 Order Code: SK35 £10.50

**Economy Kit Contents**  
 BELT SET, T/U REEL TABLE TYRE, SUPPLY REEL TABLE TYRE, PINCH ROLLER, T/U CLUTCH, T/U IDLER TYRE, REEL IDLER TYRE  
 Order Code: SK36 £6.50

3V29/3V30  
 HR7200/7300/7350  
**Contents**  
 BELT SET, T/U REEL TABLE TYRE, SUPPLY REEL TABLE TYRE, PINCH ROLLER, REEL IDLER, T/U CLUTCH, T/U IDLER, TENSION BAND, VIDEO LAMP  
 Order Code: SK31 £11.50

**Economy Kit Contents**  
 BELT SET, T/U REEL IDLER TYRE, SUPPLY REEL TABLE TYRE, PINCH ROLLER, REEL IDLER TYRE, T/U IDLER TYRE, T/U CLUTCH  
 Order Code: SK32 £5.60

3V43/45/48/53/54/55/57  
 HRP50/HRD140/150/158/160  
 HRD250/257/565/566/755  
**Contents**  
 BELT SET, PINCH ROLLER, CLUTCH MECHANISM, TENSION BAND  
 Order Code: SK39 £15.00

**Economy Kit Contents**  
 BELT SET, PINCH ROLLER  
 Order Code: SK40 £9.50

### FISHER

FVHP905/906/907/908/910/911/916/918  
**Contents**  
 BELT SET, PINCH ROLLER, IDLER, GEAR IDLER UNIT, TENSION BAND  
 Order Code: SK57 £13.00

**Economy Kit Contents**  
 BELT SET, PINCH ROLLER, IDLER TYRE  
 Order Code: SK58 £5.00

FVHP615/618/620/622/710/711/715/716/720/721/722/725/730/830/840  
**Contents**  
 BELT SET, PINCH ROLLER, IDLER, GEAR IDLER UNIT, TENSION BAND  
 Order Code: SK68 £12.50

**Economy Kit Contents**  
 BELT SET, PINCH ROLLER, IDLER TYRE  
 Order Code: SK69 £3.60

### HITACHI

VT11/VT33  
**Contents**  
 BELT SET, PINCH ROLLER, TENSION BAND, IDLER TYRES  
 Order Code: SK08 £6.00

VT11/33  
**Contents**  
 BELT SET, T/UP REEL TABLE TYRE, SUPPLY REEL TABLE TYRE, PINCH ROLLER, FF/REW IDLER, CLUTCH PLATE, TENSION BAND  
 Order Code: SK45 £15.00

**Economy Kit Contents**  
 BELT SET, PINCH ROLLER, FF/REW IDLER TYRE, T/UP REEL TABLE TYRE, SUPPLY REEL TABLE TYRE  
 Order Code: SK46 £4.50

## VIDEO SERVICE KITS (Cont.)

### HITACHI

VT52/61/62/63/64/65/85/86/640  
**Contents**  
 BELT SET, PINCH ROLLER, FF/REW ARM, CLUTCH PLATE, TENSION BAND  
 Order Code: SK43 £14.00

**Economy Kit Contents**  
 BELT SET, PINCH ROLLER, FF/REW IDLER  
 Order Code: SK50 £3.25

VT400/405/410/413/14/15/18/420/25/26/28/430/31/35/38/450/498/510/520/25/26/530/35/36/540/545/46/48/570/75/576/580/85/88  
**Contents**  
 TIMING BELT, PINCH ROLLER, FF/REW ARM, CLUTCH BASE, TENSION BAND  
 Order Code: SK52 £11.50

VT100/110/111/13/11/15/118/120/125/128/130/131/5/138/145/150/175/220/225/252/255/258/260/VTL30  
**Contents**  
 BELT SET, PINCH ROLLER, FF/REW ARM, CLUTCH PLATE, TENSION BAND  
 Order Code: SK51 £15.00

### PANASONIC

NV2000/NV2010  
**Contents**  
 BELT SET, PINCH ROLLER, TENSION BAND, IDLER TYRES  
 Order Code: SK03 £6.25

**Economy Kit Contents**  
 NV7000/NV7200/NV7800  
**Contents**  
 BELT SET, PINCH ROLLER, TENSION BAND, IDLER TYRES  
 Order Code: SK02 £5.50

NV300/NV330/N/333/NV340/NV366  
**Contents**  
 BELT SET, PINCH ROLLER, TENSION BAND, IDLER TYRE  
 Order Code: SK01 £5.50

NV2000/NV2010  
**Contents**  
 BELT SET, PINCH ROLLER, FF IDLER, PLAY IDLER, TENSION BAND, VIDEO LAMP  
 Order Code: SK13 £9.50

**Economy Kit Contents**  
 BELT SET, PINCH ROLLER, IDLER TYRE, PULLEY TYRE  
 Order Code: SK14 £4.50

NV7000/NV7200/NV7800  
**Contents**  
 BELT SET, PINCH ROLLER, IDLER UNIT, PLAY IDLER, TENSION BAND  
 Order Code: SK11 £10.00

**Economy Kit Contents**  
 BELT SET, PINCH ROLLER, IDLER TYRE, CLUTCH TYRE  
 Order Code: SK12 £4.20

NV300/NV330/N/333/NV340/NV366  
**Contents**  
 BELT SET, PINCH ROLLER, IDLER UNIT, PLAY IDLER, TENSION BAND  
 Order Code: SK15 £8.00

**Economy Kit Contents**  
 BELT SET, PINCH ROLLER, IDLER TYRE, PLAY IDLER TYRE  
 Order Code: SK16 £4.00

NVG7/NVG9/NVG10/NVG11/NVG12/NVG14/NVG5/NVG16/NVG18/NVG30/VG120/NVG130/NVG400/NVH6E (PX/AC)/AG1810 (P/K)  
**Contents**  
 LOADING BELT, CAPSTAN BELT, PINCH ROLLER, IDLER, TENSION BAND  
 Order Code: SK27 £9.50

**Economy Kit Contents**  
 LOADING BELT, CAPSTAN BELT, PINCH ROLLER, IDLER TYRE  
 Order Code: SK28 £4.60

NV332  
**Contents**  
 BELT SET, PINCH ROLLER, PLAY IDLER, FF/REW IDLER, TENSION BAND, FF/REW TYRE  
 Order Code: SK29 £13.00

**Economy Kit Contents**  
 BELT SET, PINCH ROLLER, PLAY IDLER TYRE, FF/REW IDLER TYRE  
 Order Code: SK30 £5.10

NV230/250/260/280/430/450/460/470/650/810/890/AG1200PK/AG1500PK  
**Contents**  
 BELT SET, PINCH ROLLER, IDLER, TENSION BAND  
 Order Code: SK23 £7.00

**Economy Kit Contents**  
 BELT SET, PINCH ROLLER, IDLER TYRE  
 Order Code: SK24 £3.50

NV600/NV688  
**Contents**  
 BELT SET, PINCH ROLLER, PLAY IDLER, FF/REW IDLER, TENSION BAND  
 Order Code: SK25 £13.00

**Economy Kit Contents**  
 BELT SET, PINCH ROLLER, IDLER TYRE  
 Order Code: SK26 £6.50

NV730/NV770  
**Contents**  
 SLOT IN BELT, LOADING BELT, PINCH ROLLER, IDLER UNIT, TENSION BAND  
 Order Code: SK 9 £7.00

**Economy Kit Contents**  
 SLOT IN BELT, LOADING BELT, PINCH ROLLER, IDLER TYRE  
 Order Code: SK20 £4.30

NV370/380/480/630/780/830/850/AG2100PK/AG2200PK  
**Contents**  
 BELT SET, PINCH ROLLER, IDLER, TENSION BAND  
 Order Code: SK21 £7.00

**Economy Kit Contents**  
 BELT SET, PINCH ROLLER, IDLER TYRE  
 Order Code: SK22 £3.50

NV777/NV788  
**Contents**  
 BELT SET, PINCH ROLLER, IDLER UNIT, TENSION BAND  
 Order Code: SK17 £7.50

**Economy Kit Contents**  
 BELT SET, PINCH ROLLER, IDLER TYRE  
 Order Code: SK18 £4.00

## VIDEO SERVICE KITS (Cont.)

### SHARP

VC381  
**Contents**  
 BELT SET, PINCH ROLLER, REEL IDLER, TENSION BAND, VIDEO LAMP  
 Order Code: SK47 £9.00

**Economy Kit Contents**  
 BELT SET, PINCH ROLLER, REEL IDLER TYRE  
 Order Code: SK48 £5.00

VC500/VC571/VC581/VC582/VC583/VC584/VC5F3  
**Contents**  
 BELT SET, PINCH ROLLER, REEL IDLER, TENSION BAND  
 Order Code: SK60 £9.50

**Economy Kit Contents**  
 BELT SET, PINCH ROLLER, REEL IDLER  
 Order Code: SK61 £6.50

VC781/VC7810/VC782/VC7822/VC785/VC786/VC793/VC800/VC100/VC102/VC104/VC202  
**Contents**  
 BELT SET, PINCH ROLLER, REEL DRIVE UNIT, TENSION BAND  
 Order Code: SK64 £13.50

**Economy Kit Contents**  
 BELT SET, PINCH ROLLER, REEL DRIVE UNIT TYRE  
 Order Code: SK65 £6.25

VC681/VC682/VC684/VC685/VC693/VC699/VC6F3/VC700  
**Contents**  
 BELT SET, PINCH ROLLER, REEL DRIVE UNIT, TENSION BAND  
 Order Code: SK62 £13.50

**Economy Kit Contents**  
 BELT SET, PINCH ROLLER, REEL DRIVE UNIT TYRE  
 Order Code: SK63 £6.25

## THIS MONTH SPECIAL OFFERS

STK461	£6.00	STK7563F	£8.00
STK5332	£1.80	STK73410	£4.00
STK5333	£2.40	TA8205AH	£3.75
STK5422	£4.20	TA8210AH	£3.75
STK5476	£4.00	TA8215H	£3.75
STK7308	£3.50	TA8216H	£3.75
STK7348	£3.20	TIPL791A	£0.80
STK7358	£4.40		

**VHS REEL MOTOR PU51381V £15.00**  
 3v29, 3v30, 3v31, 3v32, 3v39, 8930, 8931, 8941, 8942, HR7200, HR7300, HR7600, HR7610, HR7650, HR7655

**HITACHI VIDEO HEAD £11.00**  
 VT11, VT14, 16, 30, 33, 34, 330, 340, 503, 640, 5030

**MITSUBISHI VIDEO HEAD £18.00**  
 HS303, 304, 320, 700

**HS306, 318, 710 £18.00**

**HS300, 301, 302, 310 £17.00**

**HS337, 347 £20.00**

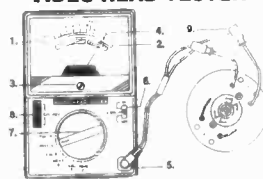
### PHILIPS

**CASSETTE LIFT ASSEMBLY 69120366 £11.00**  
 DV186, 190, 286, 471, 562, 761, VR6180, 6182, 6185, VR6285, 6290, 6291, 6293, 6362, 6367, 6383, VR6467, 6468, 6472, 6561, 6670, 6700, 6761, 6870, 6970

**PRESSURE ROLLER ASSEMBLY £5.00**

DV 886, DV190, DV286, DV486, DV471, DV582, DV571, DV761, VR6180, VR6 82, VR6185, VR6285, VR6290, VR6291, VR6293, VR6362, VR6367, VR6380, VR6391, VR6393, VR6467, VR6468, VR6470, VR6561, VR6570, VR6581, VR6670, VR6676, VR6760, VR6761, VR6762, VR6870, VR6970, VR6975, VR8681, 635B7, 68SB4, 71SB4, 72SB8, 92SB31

## VIDEO HEAD TESTER



- Mechanical Position of Pointer
- Scale Plate
- Pointer Adjusting Screw
- Pointer
- Measuring Socket
- Power ON/OFF and Battery Check Switch
- Range Selector Rotary Switch
- CAL. ADJ (calibration volume)
- Measuring Clip

**PRICE**  
 YF-225 VHS £30.00 + VAT  
 YF-225B BETAMAX £29.00 + VAT

# GRANDATA LTD

K.P. HOUSE, UNIT 15, POP IN COMMERCIAL CENTRE, SOUTHWAY, WEMBLEY, MIDDLESEX, ENGLAND  
 Telephone: 081-900 2329 Telex No: 932 885 (Sunmit)  
 Fax: 081-903 6126

Access & Visa Card accepted. Open Monday to Saturday.

### ELC EAST LONDON COMPONENTS AUDIO TELEVISION VIDEO COMPONENTS AT VERY KEEN PRICES

**TEL: 081-472 4871 FAX: 081-503 5926**

**REMOTE CONTROLS FROM £9.99 VIDEO BELT KITS**

**VIDEOTYPES 50p**

**VIDEO HEADS FROM £6.99**

Over 200 models at very attractive prices:

<b>AKAI, AMSTRAD, FERGUSON, FISHER, GOLDSTAR, HINARI, HITACHI, LOGI, MATSUI, ORION, PANASONIC, SAISHO, SHARP AND MANY MORE</b>
<b>VIDEO SPARES</b>
3V29 TAKE UP IDLER £1.00
3V29 F/R NEW IDLER £2.60
3V59/65 FY10/14 IDLER £1.50
3V23 LOADING ROLLER BAR £3.99
SHARP 0065 & 0066 £1.95
SHARP VCR51 ASSEMBLY £6.99
VT11/14/17 IDLER £1.95
VT11 CLUTCH ASSEMBLY £8.99
NEC 9013 IDLER £2.75
SANYO VHR3300 IDLER £3.99
AKAI VS180 £1.45
AKAI VS105/250 CLUTCH ASSEMBLY £11.99
SAISHO VR380 CLUTCH £4.99
MITSUBISHI H5337 F/F IDLER £2.70
ALBA SENTRA PULLEY £1.35
MATSUI LMITER POST £1.25
PANASONIC NV370 IDLER £1.95
FISHER 61S IDLER £4.50
FISHER GEAR ASSEMBLY £3.50
AMSTRAD PINCH WHEEL MOD KIT £4.99
UNIVERSAL TRIPER £4.99
UNIVERSAL TRIPER WITH FOCUS £3.99
HITACHI MODULE HM6251 £4.99
TENSION BAND FOR MOST FROM £1.99
CIRCUIT PROTECTOR ICP 80p
TX10 FOCUS UNIT £7.99
PHILIPS BACK-UP BATTERY £2.50
ALBA BATTERY 1F 5.5V £2.50
TV SWITCHES FOR MOST MODELS FROM £1.00
SONY FUNCTION SWITCH £1.00
SCART TO SCART LEAD £3.99

<b>VIDEO SERVICE KITS FROM</b>	<b>£4.99</b>
3V35/3V45 CASSETTE HOUSING VT33/VT65 CASSETTE HOUSING VR46/67 CASSETTE HOUSING 3V35 CAPSTAN MOTOR VT11/VT33 CAPSTAN MOTOR	<b>£24.99</b>
AN3821K M83732 795p	300p
AN3822K STK441 795p	700p
AN3545 STK430 250p	500p
AN5900 STK433 150p	490p
AN7161 STK459 320p	800p
AN7171K STK463 395p	780p
AN7172K STK465 395p	780p
AN7178 STK0029 275p	400p
BA718 STK0040 180p	250p
BA6109 STK2025 199p	690p
BA6208 STK2205 250p	800p
3V42/43 STK3662 199p	650p
3V64.65 STK4121 199p	650p
BA6238 STK4131 250p	650p
BA6239 STK4132 250p	650p
BA6259 STK4142 250p	650p
BA6269 STK4143 250p	650p
CNV62A STK4144 250p	650p
HA1377 STK4152 230p	900p
HA1392 STK4161 250p	790p
HA1394 STK4162 250p	790p
HA11225 STK4171 150p	850p
HA11235 STK4172 150p	850p
HA11423 STK4181 150p	850p
HA11711 STK4192 850p	990p
HA11724 STK4191 800p	990p
HA13001 STK4372 199p	650p
HA13108 STK5332 350p	1100p
HA13118 STK5333 350p	1100p
HA13119 STK5334 350p	1100p
HA13403V STK5372 350p	1100p
LA4270 STK5211 275p	690p
LA4440 STK5325 240p	650p
LA4445 STK5315 240p	650p
LA4460 STK5435 180p	690p
LA4461 STK5422 180p	690p
LA4465 STK5466 299p	650p
LA4466 STK5476 299p	650p
LA4475 STK5481 399p	650p
LA4476 STK5490 399p	650p
LA4477 STK5491 399p	650p
LA4478 STK5492 399p	650p
LA4496 STK7226 850p	650p
LA4500 STK7308 475p	650p
LA4506 STK7348 450p	650p
LA4505 STR441 260p	490p
LA4508 STR451 260p	490p
LA4700 STR5013 399p	650p
LA7500 SR2M 80p	80p
LA7530 STR4211 599p	650p
LA7800 STR4009 585p	650p
LA7801 STR4415 750p	650p
LA7820 STR5412 450p	650p
LA8280 STR6020 450p	650p
M49481 STR50020 850p	650p
M49381 STR50041 850p	650p
M491881 STR58001 850p	650p
M54543L STR59041 800p	650p
M54544L STR01806 599p	590p
M54545L STR01816 599p	590p
M54549L SAA1251 450p	400p
M54549L SAA1291 450p	400p
M54644L SAA1294 450p	400p
M54648L SA5000 400p	250p
M54649L SA7193 400p	250p
M63730 TA7240 200p	260p

TA7271 250p	25A-726 25p	25B548 40p	25C-1345 30p	25C-2238 60p	25D-523 150p
TA7270 250p	25A-733 20p	25B-554 350p	25C-1359 20p	25C-2240 25p	25D-525 70p
TA7272 250p	25A-748 20p	25B-557 300p	25C-1368 40p	25C-2274 30p	25D-526 70p
TA7274 290p	25A-765 300p	25B-558 300p	25C-1382 40p	25C-2275 50p	25D-560 40p
TA7280 290p	25A-769 130p	25B-560 35p	25C-1383 35p	25C-2278 75p	25D-570 50p
TA7281 275p	25A-777 50p	25B-562 20p	25C-1384 35p	25C-2320 25p	25D-571 30p
TA7299 399p	25A-794 60p	25B-564 50p	25C-1393 30p	25C-2335 120p	25D-592 25p
TA8201 140p	25A-798 55p	25B-566 110p	25C-1398 70p	25C-2371 45p	25D-600 80p
TA8205 350p	25A-817 25p	25B-568 40p	25C-1403 250p	25C-2420 70p	25D-612 40p
TA8210 350p	25A-841 15p	25B-569 40p	25C-1407 240p	25C-2447 70p	25D-613 70p
TA8215 390p	25A-861 50p	25B-570 25p	25C-1413A 20p	25C-2458 30p	25D-616 40p
TA8216 590p	25A-893 15p	25B-572 40p	25C-1417 20p	25C-2482 40p	25D-636 25p
TA8216 590p	25A-893 15p	25B-572 40p	25C-1446 75p	25C-2500 30p	25D-637 20p
TA8216 590p	25A-893 15p	25B-572 40p	25C-1447 75p	25C-2501 85p	25D-638 25p
TA8216 590p	25A-893 15p	25B-572 40p	25C-1446 75p	25C-2502 90p	25D-641 30p
TA8216 590p	25A-893 15p	25B-572 40p	25C-1447 75p	25C-2503 90p	25D-642 40p
TA8216 590p	25A-893 15p	25B-572 40p	25C-1448 75p	25C-2504 90p	25D-643 40p
TA8216 590p	25A-893 15p	25B-572 40p	25C-1449 75p	25C-2505 90p	25D-644 40p
TA8216 590p	25A-893 15p	25B-572 40p	25C-1450 75p	25C-2506 90p	25D-645 40p
TA8216 590p	25A-893 15p	25B-572 40p	25C-1451 75p	25C-2507 90p	25D-646 40p
TA8216 590p	25A-893 15p	25B-572 40p	25C-1452 75p	25C-2508 90p	25D-647 40p
TA8216 590p	25A-893 15p	25B-572 40p	25C-1453 75p	25C-2509 90p	25D-648 40p
TA8216 590p	25A-893 15p	25B-572 40p	25C-1454 75p	25C-2510 90p	25D-649 40p
TA8216 590p	25A-893 15p	25B-572 40p	25C-1455 75p	25C-2511 90p	25D-650 40p
TA8216 590p	25A-893 15p	25B-572 40p	25C-1456 75p	25C-2512 90p	25D-651 40p
TA8216 590p	25A-893 15p	25B-572 40p	25C-1457 75p	25C-2513 90p	25D-652 40p
TA8216 590p	25A-893 15p	25B-572 40p	25C-1458 75p	25C-2514 90p	25D-653 40p
TA8216 590p	25A-893 15p	25B-572 40p	25C-1459 75p	25C-2515 90p	25D-654 40p
TA8216 590p	25A-893 15p	25B-572 40p	25C-1460 75p	25C-2516 90p	25D-655 40p
TA8216 590p	25A-893 15p	25B-572 40p	25C-1461 75p	25C-2517 90p	25D-656 40p
TA8216 590p	25A-893 15p	25B-572 40p	25C-1462 75p	25C-2518 90p	25D-657 40p
TA8216 590p	25A-893 15p	25B-572 40p	25C-1463 75p	25C-2519 90p	25D-658 40p
TA8216 590p	25A-893 15p	25B-572 40p	25C-1464 75p	25C-2520 90p	25D-659 40p
TA8216 590p	25A-893 15p	25B-572 40p	25C-1465 75p	25C-2521 90p	25D-660 40p
TA8216 590p	25A-893 15p	25B-572 40p	25C-1466 75p	25C-2522 90p	25D-661 40p
TA8216 590p	25A-893 15p	25B-572 40p	25C-1467 75p	25C-2523 90p	25D-662 40p
TA8216 590p	25A-893 15p	25B-572 40p	25C-1468 75p	25C-2524 90p	25D-663 40p
TA8216 590p	25A-893 15p	25B-572 40p	25C-1469 75p	25C-2525 90p	25D-664 40p
TA8216 590p	25A-893 15p	25B-572 40p	25C-1470 75p	25C-2526 90p	25D-665 40p
TA8216 590p	25A-893 15p	25B-572 40p	25C-1471 75p	25C-2527 90p	25D-666 40p
TA8216 590p	25A-893 15p	25B-572 40p	25C-1472 75p	25C-2528 90p	25D-667 40p
TA8216 590p	25A-893 15p	25B-572 40p	25C-1473 75p	25C-2529 90p	25D-668 40p
TA8216 590p	25A-893 15p	25B-572 40p	25C-1474 75p	25C-2530 90p	25D-669 40p
TA8216 590p	25A-893 15p	25B-572 40p	25C-1475 75p	25C-2531 90p	25D-670 40p
TA8216 590p	25A-893 15p	25B-572 40p	25C-1476 75p	25C-2532 90p	25D-671 40p
TA8216 590p	25A-893 15p	25B-572 40p	25C-1477 75p	25C-2533 90p	25D-672 40p
TA8216 590p	25A-893 15p	25B-572 40p	25C-1478 75p	25C-2534 90p	25D-673 40p
TA8216 590p	25A-893 15p	25B-572 40p	25C-1479 75p	25C-2535 90p	25D-674 40p
TA8216 590p	25A-893 15p	25B-572 40p	25C-1480 75p	25C-2536 90p	25D-675 40p
TA8216 590p	25A-893 15p	25B-572 40p	25C-1481 75p	25C-2537 90p	25D-676 40p
TA8216 590p	25A-893 15p	25B-572 40p	25C-1482 75p	25C-2538 90p	25D-677 40p
TA8216 590p	25A-893 15p	25B-572 40p	25C-1483 75p	25C-2539 90p	25D-678 40p
TA8216 590p	25A-893 15p	25B-572 40p	25C-1484 75p	25C-2540 90p	25D-679 40p
TA8216 590p	25A-893 15p	25B-572 40p	25C-1485 75p	25C-2541 90p	25D-680 40p
TA8216 590p	25A-893 15p	25B-572 40p	25C-1486 75p	25C-2542 90p	25D-681 40p
TA8216 590p	25A-893 15p	25B-572 40p	25C-1487 75p	25C-2543 90p	25D-682 40p
TA8216 590p	25A-893 15p	25B-572 40p	25C-1488 75p	25C-2544 90p	25D-683 40p
TA8216 590p	25A-893 15p	25B-572 40p	25C-1489 75p	25C-2545 90p	25D-684 40p
TA8216 590p	25A-893 15p	25B-572 40p	25C-1490 75p	25C-2546 90p	25D-685 40p
TA8216 590p	25A-893 15p	25B-572 40p	25C-1491 75p	25C-2547 90p	25D-686 40p
TA8216 590p	25A-893 15p	25B-572 40p	25C-1492 75p	25C-2548 90p	25D-687 40p
TA8216 590p	25A-893 15p	25B-572 40p	25C-1493 75p	25C-2549 90p	25D-688 40p
TA8216 590p	25A-893 15p	25B-572 40p	25C-1494 75p	25C-2550 90p	25D-689 40p
TA8216 590p	25A-893 15p	25B-572 40p	25C-1495 75p	25C-2551 90p	25D-690 40p
TA8216 590p	25A-893 15p	25B-572 40p	25C-1496 75p	25C-2552 90p	25D-691 40p
TA8216 590p	25A-893 15p	25B-572 40p	25C-1497 75p	25C-2553 90p	25D-692 40p
TA8216 590p	25A-893 15p	25B-572 40p	25C-1498 75p	25C-2554 90p	25D-693 40p
TA8216 590p	25A-893 15p	25B-572 40p	25C-1499 75p	25C-2555 90p	25D-694 40p
TA8216 590p	25A-893 15p	25B-572 40p	25C-1500 75p	25C-2556 90p	25D-695 40p
TA8216 590p	25A-893 15p	25B-572 40p	25C-1501 75p	25C-2557 90p	25D-696 40p
TA8216 590p	25A-893 15p	25B-572 40p	25C-1502 75p	25C-2558 90p	25D-697 40p
TA8216 590p	25A-893 15p	25B-572 40p	25C-1503 75p	25C-2559 90p	25D-698 40p
TA8216 590p	25A-893 15p	25B-572 40p	25C-1504 75p	25C-2560 90p	25D-699 40p
TA8216 590p	25A-893 15p	25B-572 40p	25C-1505 75p	25C-2561 90p	25D-700 40p

**ELC EAST LONDON COMPONENTS**  
**63 PLSHET GROVE, EAST HAM, LONDON E6 1AD. TEL: 081-472 4871**  
**FAX: 081-503 5926**

**OPEN 9AM TO 7PM.**  
two minutes walk from Upton Park Tube Station

**PLEASE PHONE US IF WHAT YOU NEED IS NOT LISTED AS WE HOLD THOUSANDS OF ITEMS IN STOCK**  
**ADD £1 P/P ADD 17.5% VAT**  
ALL GOODS DESPATCHED SAME DAY  
PRICE SUBJECT TO CHANGE WITHOUT NOTICE  
VISA ACCESS ACCEPTED. MIN ORDER £5.00

## P.V. TUBES

104 ABBEY STREET ACCRINGTON, LANCS BB5 1EE  
☎ 0254 236521/232611 FAX 0254 395361  
24 Hr Answering Service  
SEND LARGE S.A.E. FOR TRADE CATALOGUE

DARK NIGHTS NOW STOCK UP WITH SECURITY PRODUCTS

NEW YEAR & XMAS KISSES FROM ALL THE MISSES  
ONE OF THE LONGEST ESTABLISHED MAIL ORDER SUPPLIERS, WE CONTINUE TO GIVE FAST, FAIR AND EFFICIENT SERVICE. WE HAVE STOCKS OF

- ★ TELEVISION COMPONENTS
- ★ VIDEO COMPONENTS
- ★ REMOTE CONTROLS
- ★ CABLES, LEADS, PLUGS etc
- ★ AERIALS AND ACCESSORIES
- ★ HOME SECURITY PRODUCTS
- ★ DEGAUSSING COILS!! EVEN VALVES!! Just Ask

**FORGED NOTE SCANDAL:**  
Anyone accepting cash today must have our forged note detector  
**£25** plus VAT  
READY IN SECONDS

**BRAND NEW TV'S + VIDEOS ASK FOR BROCHURE**  
21" FST MULTISYSTEM TV - FOR USE OVERSEAS (not SECAM L) II SYSTEMS **£222 + VAT**

**UPGRADE YOUR ASTRA DISH TO RECEIVE EUTELSAT II F1 13° EAST WITH THE LITTLE CANNON KIT**  
inc. cable/LNB/clips/connectors/tape etc. + VAT **£85**

**AND NOW SATELLITE SYSTEMS**  
WE HAVE A FULL RANGE OF FIXED AND MOTORISED SYSTEMS. ASK FOR FULL LIST AT TRADE PRICES - INCLUDES LNB'S, DISHES, MOUNTS, RECEIVERS, ACTUATORS, POLARISERS etc.

RING FOR DETAILS ON 'RED HOT' DUTCH DECODERS. 10 BAND WORLD RADIO **£16.95** plus VAT

**VIDEOCRYPT DECODERS B GRADE £69 + VAT**

**CALLERS WELCOME AT TRADE COUNTER** MON-FRI 9-5pm SAT 9-4pm

## TELNET

**1. OSCILLOSCOPES**

H.P. 1740A 100MHZ Dual Trace.....	£300	TELEQUIPMENT D34 - 25MHZ Dual Trace.....	£180
H.P. 1741A 100MHZ Dual Trace Analogue Storage.....	£325	TELEQUIPMENT DM64 - 80MHZ Dual Trace Storage.....	£128
H.P. 1744A 100MHZ Dual Trace Analogue Storage.....	£325	TELEQUIPMENT D76 - 80MHZ Dual Trace.....	£250
H.P. B2C 100MHZ 4 Channel.....	£300	TEKTRONIX 7603 - 100MHZ 4 Channel.....	£250
PHILIPS 3211 15MHZ Dual Trace.....	£180	TEKTRONIX 7133 - 100MHZ 4 Channel + Anal. Storage.....	£275
PHILIPS 3226 15MHZ Dual Trace.....	£180	TEKTRONIX 2216 - 60MHZ Dual Trace.....	£300
PHILIPS 3240 80MHZ Dual Trace.....	£225		



# ELECTRICAL

# ITEMS

**1000's of lines to be  
Cleared**

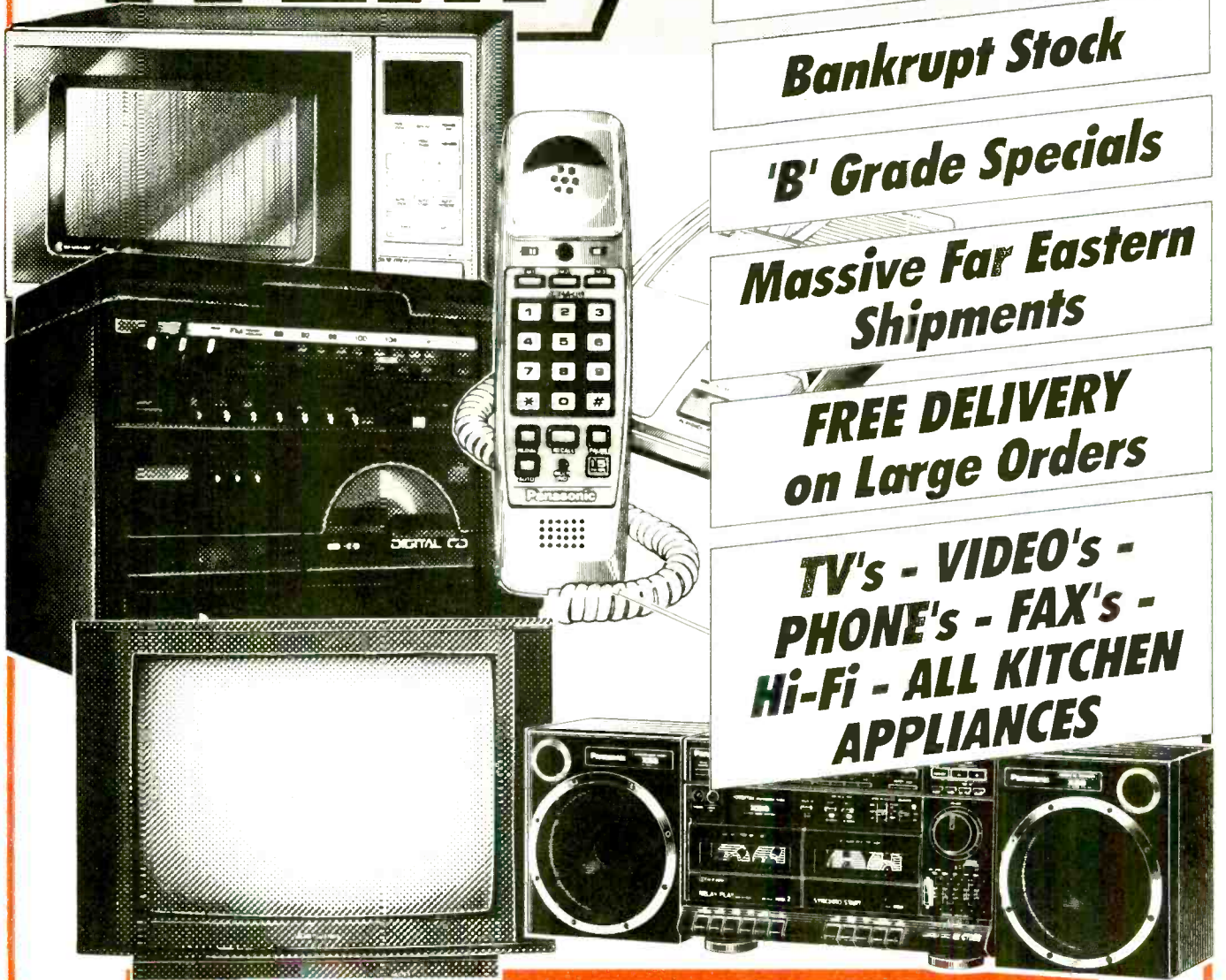
**Bankrupt Stock**

**'B' Grade Specials**

**Massive Far Eastern  
Shipments**

**FREE DELIVERY  
on Large Orders**

**TV's - VIDEO's -  
PHONE's - FAX's -  
Hi-Fi - ALL KITCHEN  
APPLIANCES**



*M. S. Products (UK)*

**Telephone: 061-773 0085**

**Fax: 061-773 0084**

Stella House, Infant Street, Prestwich, Manchester. (5 mins from M62/M66)



WE WILL ONLY SUPPLY TOP QUALITY.
BRANDED COMPONENTS.
REPUTATION COUNTS WITH US

G.G.L. COMPONENTS

PO BOX 72, UNIT 7, SOUTH JOHN STREET, CARLISLE, CUMBRIA CA2 5AL.
TEL: (0228) 39693/20358 Fax: (0228) 515127.

BUY WITH



AERIAL ACCESSORIES

Table listing aerial accessories such as COAX LINE CONNECTOR, COAX PLUG, F CONNECTOR, FLY LEAD 2M, PHILIPS AERIAL SKT, SATELLITE IF AMP, IN LINE 7-11 DB GAIN, VIDEO LEAD 2M, Y SPLITTER, 4 WAY DISTRIBUTION, AMPLIFIER MAINS, 8 WAY DISTRIBUTION, AMPLIFIER MAINS.

BATTERIES

Table listing batteries including AVO TESTERS 15V, AA (pkt of 4), AAA (pkt of 4), FERGUSON 3V55, GRUNDIG VIDEO 1V2, J SIZE 6V, N SIZE (MN9100), PHILIPS MEMORY 1V2, PHILIPS MEMORY 2V4, PPS.

CAPACITORS

Table listing capacitors with values like 0.1f 5.5v, 63v, 1uf at 63v, 4.7uf at 63v, 47uf at 63v, 100uf at 63v, 220uf at 63v, 250v, 1uf at 250v, 4.7uf at 250v, 10uf at 250v, 22uf at 250v, 33uf at 250v, 47uf at 250v, 100uf at 250v, 400v, 1uf at 400v, 4.7uf at 400v, 10uf at 400v, 22uf at 400v, (All PCB Mounting).

DIODES

Table listing diodes including R2M, BY133, BY227, BY229/800, BY299/800, IN4007, IN5408, BZX61C (pkt of 5), 5v6, 6v8, 7v5, 12v, 15v, 24v, 33v, 68v, 120v, 130v.

EHT TRAYS

Table listing EHT trays such as CONTINENTAL 30AX FOCUS, DECCA 120/130, GRUNDIG CUC2410 14, GRUNDIG CUC2410 22, PHILIPS KT3, THORN 9000, UNIVERSAL.

FUSES

Table listing fuses with specifications like 20mm A/S (PKTS OF 10), 250MA, 315MA, 500MA, 630MA, 800MA, 1A, 1.5A, 2A, 2.5A, 3.15A, 4A, 5A, 6.3A, 8A, 10A, 20mm Q/B (PKTS OF 10), 500MA, 630MA, 800MA, 1A, 1.6A, 2A, 2.5A, 3.15A.

ICs

Table listing ICs including CNX62A, CNX83A, HA13001, HM6251, MSM5840H/84RS, SAA1293-02, SAA1293-03, SAA1293A-03, SAA3027P, SL1430, SL1431, SL1432, STK4332, STK5331, STK5332, STK5333, STK5421, STK5422, STK5467, STK5471, STK5481, STK5482, STK5490, STK5730, STK7308, STK7348, STR4211, STR4212, STR40090, STR50020, STR50103A, STR50401, STR5041, STR5041, STR5041, STR620 (KIT), TDA1035T, TDA1044, TDA1170S, TDA1510, TDA1515, TDA1707A, TDA1770A.

Table listing various electronic components like TDA1908A, TDA2004, TDA2005, TDA2030, TDA2170, TDA2270, TDA2576A, TDA2577A, TDA2578A, TDA2579, TDA2581, TDA2582, TDA2595, TDA2600, TDA2653AQ, TDA3330, TDA3560, TDA3561A, TDA3562A (TFK), TDA3565, TDA3571BQ, TDA3576B, TDA3579, TDA3650, TDA3651A, TDA3651B, TDA3651AQ, TDA3653A, TDA3654A, TDA4500, TDA4501H, TDA4503, TDA4505E, TDA4600/3, TDA4600/2D, TDA4601, TDA4601 DIL, TEA1039, TEA2018A, TMP47C434N-3414, TMP47C434N-3415, TMP47C434N-3537, TMP47C434N-3555, TMP47C434N-3558, TMP47C434N-3559, UPC1365, UPC1378H, UPC1394C, CIRCUIT PROTECTORS N10, N20, N25 (each).

LINE O/P TRANSFORMERS

Table listing line output transformers including FERGUSON TX90 14, FERGUSON TX90 20, FERGUSON TX99, FERGUSON TX100 900, FERGUSON TX100 1100, FERGUSON TX100 FST, FIDELITY ZX2000 + MOD, FIDELITY ZX3000, FIDELITY ZX 22'26", FINLUX 1000 SERIES, HINARI CT4/5, HITACHI CPT1174, HITACHI CPT1446/2028, HITACHI CPT174/76/78, ITT COMPACT 80, ITT COMPACT FST, ITT CVC1100, ITT CVC1200/1 A, ITT MONOPRINT A, ITT MONOPRINT B, MATSUI 1410/20/40, MATSUI C1480A, PHILIPS CF1, PHILIPS CP90, PHILIPS CTX14'20', PHILIPS K40, PHILIPS 2A, SAISHO CT141R/RA, SHARP C1410.

ALL LOPTS ARE EITHER 'KONGM' OR GENUINE MANUFACTURERS

\*\*\* NEW RANGE \*\*\*

Table listing Panasonic L.O.P.T's including PANASONIC TC2000, PANASONIC TC2031, PANASONIC TC2033, PANASONIC TC2051, PANASONIC TC2061, PANASONIC TC2243, PANASONIC TC2263, PANASONIC TX1642, PANASONIC TX1752, PANASONIC TX2, PANASONIC TX2034, PANASONIC TX2044, PANASONIC TX2122, PANASONIC TX2162, PANASONIC TX2461, PANASONIC TX3, PANASONIC TX3000, PANASONIC TX3202.

MITSUBISHI, SONY & SHARP LOPTS AVAILABLE. PLEASE ASK FOR QUOTE

SERVICE MANUALS

Table listing service manuals for various models like AMSTRAD 4600, AMSTRAD 6000, FERGUSON TX85, FERGUSON TXV5, FERGUSON 3V55, FERGUSON 3V58, FERGUSON 3V59, FERGUSON 3V65, FERGUSON FV11, FERGUSON FV12, FERGUSON FV20, FERGUSON FV26, FERGUSON FV32, FIDELITY AVS1600, FIDELITY AVS2000, FIDELITY CTV14R, PANASONIC NV370, PANASONIC NV730, PANASONIC NV870, PANASONIC NVG7, PANASONIC NVG10, PANASONIC NVG12, PANASONIC NVG40, PANASONIC NVL25, PANASONIC TX1, PANASONIC TX3, PANASONIC TX24A1, PHILIPS KT4/40.

WE ALSO SUPPLY MANUALS FOR: LOGIK, MATSUI, NEC, NIKKAI, SAISHO & SHARP PLEAS RING FOR PRICES

SWITCHES

Table listing switches including AMSTRAD CTV2210, FIDELITY CTV140, FIDELITY CTV14R, FIDELITY CTV14S, GRUNDIG CUC731, G11 STANDARD, G11 REMOTE, ITT TX SERIES, MATSUI 2190, KT3 REMOTE, KT4/CTX REMOTE, SAISHO FST2130, SOLARA PCB REMOTE, SONY KV1612 REMOTE, SONY KV2022 REMOTE, TATUNG 140, TATUNG 161, TATUNG 165 REMOTE, THORN UNIVERSAL, TX9/10 STANDARD.

Table listing satellite remotes: TX9/10 REMOTE, TX90/100 STANDARD, TX90/100 REMOTE.

SATELLITE LNB'S

Table listing satellite LNBs: KU-BAND 1.0db(max), KU-BAND 0.9db(max), KU-BAND 0.8db(max), KU-BAND 0.7DB(MAX), DUALBAND 1.1db (max).

DPS TO VOLTAGE SWITCHED 7.2db SUITABLE FOR AMSTRAD, ALL LNB'S ARE JAPANESE MADE!

TRANSISTORS

Table listing various transistors like BC307, BC327, BC337, BC347, BC357, BC369, BC640, BD238, BF458, BF460, BF871, BU206A, BU208D, BU426A, BU500, BU508A, BU508AF, BU508D, BU508DF, BU508V, BU526, BU536, BU807, BU908, BU111AF, BUT56A, BUX84, R4050, R4051, T9053V, T9054V, T9064V, TIP29E (TO168V), TIP41C, TIP42C, TIP12H (TO187V), TIR791A, 2SC315E, 2SD1398, 2SD1453, 2SD1497, 2SD1497/02, 7805, 7812, TRANSISTOR EQUIVALENT BOOKS, TVT A-Z & 2N-2SD.

EXTENSIVE RANGE OF NEW MICROPROCESSORS NOW AVAILABLE PLEASE REQUEST DETAILS

AKAI VIDEO SPARES

Table listing Akai video spares: VSI/5, BELT KIT, PINCH ROLLER, REEL IDLER UNIT, TAKE UP CLUTCH, TENSION BAND, VIDEO HEAD VS1/5, VIDEO HEAD VS4.

ALBA VIDEO SPARES

Table listing Alba video spares: VCR4000, BELT KIT, CAPACITOR BACK-UP, PINCH ROLLER, REEL IDLER, REEL PULLEY, REPAIR KIT, TENSION BAND, VIDEO HEAD, VCR5000, BELT KIT, PINCH ROLLER, REEL IDLER, REEL PULLEY, TENSION BAND, VIDEO HEAD, VCR6000, BELT KIT, CLUTCH ASSEMBLY, PINCH ROLLER, REEL IDLER, REPAIR KIT, TENSION BAND, VIDEO HEAD.

AMSTRAD VIDEO SPARES

Table listing Amstrad video spares: VCR4500, BELT KIT, GEAR ASSEMBLY, MODIFICATION KIT, PINCH ROLLER, VIDEO HEAD, VCR4600BELT KIT, GEAR ASSEMBLY, MODIFICATION KIT, PINCH ROLLER, VIDEO HEAD, VCR7000, BELT KIT, LAMP, PINCH ROLLER, REEL IDLER, REEL MOTOR, VIDEO HEAD, VCR8000, BELT KIT, PINCH ROLLER, VIDEO HEAD.

FERGUSON VIDEO SPARES

Table listing Ferguson video spares: 3V29/30, BELT KIT, CAPSTAN MOTOR, CASSETTE LAMP, LOADING BELTS (5), REPAIR KIT, REEL IDLER, TAKE UP CLUTCH, TAKE UP IDLER, VIDEO HEAD, 3V35/39, BELT KIT, CAPSTAN MOTOR, CASSETTE HOUSING, LOADING BELTS (5), MAINS TRANSFORMER, PINCH ROLLER, REEL IDLER, REPAIR KIT, TAKE UP IDLER, TAKE UP CLUTCH, VIDEO HEAD, 3V44/45, BELT KIT, CASSETTE HOUSING, PINCH ROLLER, REMOTE CONTROL, REPAIR KIT, VIDEO HEAD, 3V85/FV11, BELT KIT, CAPSTAN MOTOR, CASSETTE HOUSING, PINCH ROLLER, REEL IDLER, REPAIR KIT.

FISHER VIDEO SPARES

Table listing Fisher video spares: FVH5000, BELT KIT, REEL IDLER, PINCH ROLLER, TENSION BAND, VIDEO HEAD, FVH615/720, BELT KIT, CLUTCH ASSEMBLY, PINCH ROLLER, REEL IDLER, REEL MOTOR, VIDEO HEAD, FVH905/910, BELT KIT, CLUTCH ASSEMBLY, REEL IDLER, VIDEO HEAD, FVH905.

HITACHI VIDEO SPARES

Table listing Hitachi video spares: VT8000/8700E, BELT KIT, CAPSTAN MOTOR, FF/REW IDLER, FF/REW PULLEY, PINCH ROLLER, PLAY IDLER, REEL TABLE, TENSION BAND, VIDEO HEAD, VT9300/9700E, BELT KIT, CAPSTAN MOTOR, FF/REW IDLER, FF/REW PULLEY, PINCH ROLLER, PLAY IDLER, REMOTE CONTROL, TENSION BAND, VIDEO HEAD, VT11/33E, AUDIO HEAD VT11E, AUDIO HEAD VT33E, BELT KIT, CAPSTAN MOTOR VT11E, CAPSTAN MOTOR VT33E, CASSETTE HOUSING, CLUTCH ASSEMBLY, FF/REW IDLER, PINCH ROLLER, REPAIR KIT, RF CONVERTOR VT11E, TENSION BAND, VIDEO HEAD, VT83/64E, BELT KIT, CAPSTAN MOTOR, CASSETTE HOUSING, CLUTCH ASSEMBLY, FF/REW IDLER, PINCH ROLLER, REMOTE CONTROL, SERVICE MANUAL, TENSION BAND, VIDEO HEAD, VT63/64E, VIDEO HEAD VT65, VT120/130E, BELT KIT, CAPSTAN MOTOR, CLUTCH ASSEMBLY, FF/REW IDLER, PINCH ROLLER, REMOTE CONTROL, VT120E/15, REPAIR KIT, 15.95TENSION BAND, VIDEO HEAD VT120E, VIDEO HEAD VT130E.

PANASONIC VIDEO SPARES

Table listing Panasonic video spares: NV230/430, REPAIR KIT GENUINE, BELT KIT, MODE SWITCH, PINCH ROLLER, REEL IDLER GENUINE, VIDEO HEAD NV230, NV333/366, REPAIR KIT GENUINE, BELT KIT, PINCH ROLLER, PLAY IDLER GENUINE, REEL IDLER GENUINE, VIDEO HEAD NV333, NV370, REPAIR KIT GENUINE, BELT KIT, MODE SWITCH, PINCH ROLLER, REEL IDLER GENUINE, TENSION BAND, VIDEO HEAD, NV770, REPAIR KIT GENUINE, BELT KIT, MODE SWITCH, PINCH ROLLER, REEL IDLER GENUINE, TENSION BAND, VIDEO HEAD, NV2000/2010, REPAIR KIT GENUINE, BELT KIT, PINCH ROLLER, PLAY IDLER GENUINE, REEL IDLER GENUINE, VIDEO HEAD, NV7000/7200, REPAIR KIT GENUINE, BELT KIT, PINCH ROLLER, PLAY CLUTCH GENUINE, REEL IDLER GENUINE, VIDEO HEAD, NV97/10/12, REPAIR KIT GENUINE, BELT KIT, MODE SWITCH, PINCH ROLLER, REEL IDLER GENUINE, VIDEO HEAD NVG79.

PHILIPS VIDEO SPARES

Table listing Philips video spares: VR8185/8291, BELT KIT, CASSETTE HOUSING, PINCH ROLLER ASSY, REPAIR KIT, REMOTE CONTROL, VIDEO HEAD, VR8367, BELT KIT, CASSETTE HOUSING, PINCH ROLLER ASSY, REMOTE CONTROL, REPAIR KIT, VIDEO HEAD, VR8460/8520, BELT KIT, PINCH ROLLER, REEL IDLER, REPAIR KIT, VIDEO HEAD, VR8462/8560, REPAIR KIT, CASSETTE HOUSING, PINCH ROLLER, REEL IDLER GENUINE, VIDEO HEAD GENUINE, VR8467, REPAIR KIT GENUINE, BELT KIT, CASSETTE HOUSING, PINCH ROLLER ASSY, VIDEO HEAD GENUINE, VR8760, REPAIR KIT GENUINE, BELT KIT, CASSETTE HOUSING, PINCH ROLLER ASSY, VIDEO HEAD GENUINE, SANYO VIDEO SPARES, VTC5000, BELT KIT, REEL MOTOR GENUINE, REEL PULLEY GENUINE, VIDEO HEAD, VHR1100/1300, BELT KIT, PINCH ROLLER, REEL DRIVE ROLLER, REEL MOTOR, TENSION BAND, VIDEO HEAD, VHR3100/3700, BELT KIT, PINCH ROLLER, REEL DRIVE ROLLER, TENSION BAND, VIDEO HEAD.

SHARP VIDEO SPARES


Table listing Sharp video spares: VC9300/381, BELT KIT, PINCH ROLLER, REEL IDLER GENUINE, REEL MOTOR GENUINE, TENSION BAND, VIDEO HEAD, VC481/482, BELT KIT, 2.50PINCH ROLLER, REEL IDLER GENUINE, REEL MOTOR GENUINE, TENSION BAND, VIDEO HEAD, VC581/582, BELT KIT, PINCH ROLLER, REEL IDLER GENUINE, PINCH ROLLER, VIDEO HEAD, VC681, BELT KIT, PINCH ROLLER, REEL PULLEY GENUINE, TENSION BAND, VIDEO HEAD, VC140/VCT72, BELT KIT, PINCH ROLLER, REEL PULLEY GENUINE, TENSION BAND, VIDEO HEAD, SONY VIDEO SPARES, CS/67, BELT KIT CS/7, BELT KIT C6, CASSETTE HOUSING, PINCH ROLLER, PINCH ROLLER ASSY, REWIND KIT C6, VIDEO HEAD, VIDEO BELT KITS, HINARI VXL3/20, HINARI VXL89, MITSUBISHI HS302, MITSUBISHI HS306, NEC 9053, SAMSUNG VX520, SAMSUNG VX710, SHARP 7300, SHARP 8300, VIDEO LAMPS, FERGUSON 3V00/22, FERGUSON 3V29, LED, HITACHI VT63E END SNS, SHARP 8300, SHARP 9300, UNIVERSAL.



**TOP TEL**  
PREPROGRAMMED REMOTE  
CONTROLS 5 INDIVIDUAL  
APPLIANCES  
TV, VCR & SATELLITE ETC. 24.95



**PHILIPS UNIVERSAL  
REMOTE**  
CREDIT CARD SIZE ..... 9.95  
WORKS MOST PHILIPS SETS  
BASIC FUNCTIONS  
ENGINEERS MUST.



**POWERMID**  
NO WIRES, JUST PLUG IN AND  
TRANSMIT BY YOUR REMOTE  
CONTROL TO ANY ROOM IN  
YOUR HOUSE! ..... 44.95

**REMOTE CONTROLS**  
AKAI VS10.....15.95  
FERGUSON T723.....11.50  
FERGUSON T732.....11.50  
11.95 FERGUSON T734.....12.50  
FERGUSON T738.....11.95  
FERGUSON T742.....13.70  
FERGUSON T785.....13.95  
FAST TEXT.....13.95  
FERGUSON T789.....13.95  
FAST TEXT.....13.95

FERGUSON TX10 .....12.95  
NON TEXT .....12.95  
FERGUSON TX10 TEXT .....11.95  
FERGUSON TX10 STEREO.....15.95  
FERGUSON TX100 TEXT .....11.95  
FERGUSON IC65 .....16.95  
FERGUSON 3V32/35.....11.95  
FERGUSON 3V43.....14.50  
FERGUSON 3V55.....15.30  
FERGUSON SRA1.....15.45  
FIDELITY CTV14S.....12.95  
FIDELITY CTV22T.....14.95  
FIDELITY CTV2210.....12.95  
FINLUX 1000 SERIES.....22.95  
FINLUX RC3001.....19.95  
FISHER FTS 5610TX.....22.95  
FISHER FTS 6310TX.....22.95  
FISHER FTS 110TX.....22.95  
FISHER FVHP 905/910.....22.95  
GOLDSTAR OTMF 7110.....17.95  
GOLDSTAR 105-520D.....24.95  
GOLDSTAR 105-523C.....24.95  
GOLDSTAR GHV-1221.....21.95  
GOODMANS TX1100/1200.....18.95  
GRANADA UNIVERSAL.....12.95  
GRUNDIG TP400 TEXT.....12.90  
GRUNDIG TP650 TEXT.....14.25  
GRUNDIG TP660.....21.95  
HINARI C77.....19.95  
HINARI CT18.....23.50  
HINARI VXL-7/8.....18.95  
HINARI VXL-20.....19.45  
HITACHI CLE862F.....19.95  
HITACHI CLE871A.....17.95  
HITACHI CLE874A.....17.95  
HITACHI CPT1446.....17.50  
HITACHI CPT1556.....17.95  
HITACHI CPT2038.....14.95  
HITACHI CPT2174.....17.95  
HITACHI CPT2188.....15.25  
HITACHI CPT2218.....17.50  
HITACHI CPT2246.....15.25  
HITACHI CPT2508.....15.95  
HITACHI CPT2596.....17.95  
HITACHI CPT2888.....15.25  
HITACHI VT8000.....17.50  
HITACHI VT9300.....17.50  
HITACHI VT17.....15.95  
HITACHI VT63/64.....13.25  
HITACHI VT120E.....13.95  
ITT F59/10 DIGIVISION.....13.95  
ITT R3035.....13.95  
ITT R3036.....13.95  
ITT X13126.....20.95  
ITT VS4.....13.95  
ITT VSS TEXT.....15.95  
JVC HRD540 GENUINE.....32.95  
JVC HRD750 GENUINE.....32.50  
JVC HRD755 GENUINE.....34.50  
MASPRO SE-E-90/S.....15.95

MATSUI 1440 .....13.95  
MATSUI 1465 .....18.50  
MATSUI 2890 .....15.35  
NEC N-831/33G .....11.50  
NEC RB83EG/EP .....11.50  
NIKAI NT14/20/21 .....23.50  
ORION VH1204 .....21.95  
ORION VH3050/60RC.....21.95  
ORION VR2949/2957.....21.95  
ORION VSP20.....19.95  
ORION VXL20.....21.95  
PANASONIC EURS1200.....14.95  
PANASONIC EURS1142.....36.50  
PANASONIC EUR64142.....21.50  
PANASONIC C71/C74.....21.50  
PANASONIC TNQ1411/2.....14.95  
PANASONIC TNQ1419.....13.95  
PANASONIC TNQ1621.....17.95  
PANASONIC TX2112  
GENUINE .....34.95  
PANASONIC TX2200.....21.95  
PANASONIC TX2234.....21.95  
PANASONIC TX2244.....21.95  
PANASONIC TX2464  
GENUINE .....34.95  
PANASONIC TX2470/72.....21.50  
PANASONIC TX2482/92.....21.50  
PANASONIC TX3300.....21.95  
PANASONIC NV230  
GENUINE .....12.50  
PANASONIC NV430  
GENUINE .....31.50  
PANASONIC NV730 .....15.25  
PANASONIC NV870  
GENUINE .....28.95  
PANASONIC NVG10 .....28.95  
PANASONIC NVG12 .....26.95  
PANASONIC NVG18 .....31.50  
GENUINE .....26.95  
PANASONIC NVG21 .....23.45  
GENUINE .....29.95  
PANASONIC NVG40 .....29.95  
PANASONIC NVG45 .....29.95  
GENUINE .....29.95  
PANASONIC NVL28  
GENUINE .....44.50  
PHILIPS G11 I/R TEXT.....13.95  
PHILIPS KT3/30 NON TEXT.....12.95  
PHILIPS KT3/30 TEXT.....12.50  
PHILIPS RC5991.....12.95  
PHILIPS RC5903 GENUINE.....12.95  
PHILIPS 3A .....17.50  
PHILIPS SIMPLE.....10.95  
PHILIPS MINIATURE.....9.95  
PHILIPS VR6367.....13.25  
PHILIPS VR6462.....14.50  
PHILIPS VR6467.....13.25

PIONEER 505/525 .....17.50  
PROGRAMMABLE.....22.50  
PYE DV464/05.....13.25  
PYE DV662/05.....14.50  
RANK T26A.....13.95  
RANK T524A.....13.95  
RANK T528A.....19.95  
REDIFFUSION MKIV.....12.95  
REDIFFUSION MKIVA.....12.95  
SABA FS602.....11.95  
SABA FS603/4.....11.95  
SAISHO CT142R.....14.50  
SAISHO CT149TX.....14.95  
SAISHO VR1000/1100.....15.25  
SALORA 16J10/20.....15.90  
SALORA 20J/20/30/40.....15.90  
SALORA 20X21.....17.95  
SALORA SATELLITE.....19.95  
SAMSUNG SV716.....15.50  
SAMSUNG SV717.....15.50  
SAMSUNG VX616/617.....15.50  
SAMSUNG VX619/625.....15.50  
SAMSUNG VX627/629.....15.50  
SANYO CPT3144.....17.95  
SANYO E2 SERIES.....17.95  
SANYO VHR 1100/1200.....15.95  
SANYO VHR 1300/2300.....15.95  
SANYO VHR 2700/3100.....15.95  
SENTRA VCR8000/8'00.....17.50  
SENTRA VX8400.....14.50  
SOLAVOX 16R19.....13.95  
SOLAVOX 20T19.....14.95  
SOLAVOX 26R09.....15.95  
SOLAVOX CML14.....15.95  
SONY RM604/606.....14.95  
SONY RM613.....29.50  
SONY RM615/632.....14.50  
SONY RM650/651/652.....17.95  
SONY RM654/657.....17.95  
SONY RM662/663.....21.95  
SONY RM664/665.....21.95  
SONY RM670.....14.95  
TASHIKO 14D962.....16.95  
TASHIKO 14D966.....16.95  
TATUNG RC40/45.....14.95  
TATUNG RC60.....14.95  
TATUNG RC70.....12.50  
TATUNG RC90.....14.95  
TELEFUNKEN FB170.....27.50  
TOP TEL.....24.95  
TOSHIBA CT995/6.....16.95  
TOSHIBA CT9128.....17.95  
TOSHIBA V55.....11.95  
TOSHIBA T534A/B.....15.95

**VIDEO HEADS**  
AKAI VS1/5.....17.95  
AKAI VS4.....34.50  
ALBA 4000X.....16.95  
ALBA 6000X.....17.95  
AMSTRAD 4504/9000.....14.95  
AMSTRAD 4604/4700.....14.50  
AMSTRAD 6004.....17.95  
AMSTRAD 7004.....15.25  
FERGUSON 3/00/39.....8.75  
FERGUSON 3/02.....23.50  
FERGUSON 3/4/2/55.....17.50  
FERGUSON 3/5/9/FV12.....26.95  
FERGUSON 3/6/5/FV11.....17.95  
FERGUSON FV12.....34.50  
FERGUSON FV13.....41.50  
FERGUSON FV26.....28.50  
FERGUSON FV31.....26.50  
FERGUSON FV32.....27.95  
FISHER FVH5000.....24.50  
FISHER FVH615/910.....15.95  
FISHER FVH725.....34.50  
FISHER FVH906/916.....24.50  
GOLDSTAR V1221/1290.....15.95  
GRUNDIG V5400/500.....17.30  
HINARI VTR200.....17.95  
HINARI VXL4/20/35.....17.95  
HINARI VXL6.....19.50  
HINARI VXL8/9/90.....17.95  
HINARI VXL10/1/19.....17.95  
HITACHI 8000/9700.....15.70  
HITACHI VT11/33.....15.70  
HITACHI VT17/19.....24.70  
HITACHI VT63/64.....20.30  
HITACHI VT65.....28.50  
HITACHI VT12CE.....21.95  
HITACHI VT13CE.....24.95  
HITACHI VT15CE.....33.95  
HITACHI VT22CE.....21.95  
JVC HRD170.....17.95  
JVC HRD250.....23.50  
JVC HRD470.....27.50  
JVC HRD540.....17.95  
JVC HRD725.....34.50  
JVC HRD755.....34.50  
LOGIK VR950/955.....22.50  
LOGIK VR960.....17.95  
MATSUI VX600.....17.95  
MATSUI VX730.....17.50  
MATSUI VX735A.....17.50  
MATSUI VX820.....15.25  
MITSUBISHI HS301/302.....22.70  
MITSUBISHI HS303/305.....21.50  
MITSUBISHI HS306.....23.95  
MITSUBISHI HS318.....24.50  
NEC 9034/9053.....19.95  
ORION VH1.....19.50  
ORION VH3.....19.50  
PANASONIC NV230.....17.50  
PANASONIC NV333.....8.95

PANASONIC NV366 .....19.95  
PANASONIC NV370 .....9.95  
PANASONIC NV430 .....14.25  
PANASONIC NV688 .....27.70  
PANASONIC NV730 .....18.95  
PANASONIC NV777 .....18.95  
PANASONIC NV788 .....25.95  
PANASONIC NV870 .....37.30  
PANASONIC NV2000/7000.....8.95  
PANASONIC NVG79.....17.30  
PANASONIC NVG10/12.....17.30  
PANASONIC NVG18.....28.70  
PANASONIC NVG20/21.....24.95  
PANASONIC NVG40/40.....24.50  
PANASONIC NVG35.....34.50  
PANASONIC NVL25.....38.50  
PHILIPS VR6185.....42.50  
PHILIPS VR6367.....40.70  
PHILIPS 6460/6520.....9.95  
PHILIPS 6462/6560  
GENUINE .....44.95  
PHILIPS 6467 GENUINE.....40.70  
PHILIPS 6760 GENUINE.....41.70  
PYE DV464.....44.95  
PYE DV468.....40.70  
REDIFFUSION 620.....14.75  
SAISHO VR705/805.....15.25  
SAISHO VR3200.....17.50  
SAISHO VR3500.....17.50  
SAISHO VR3600.....19.50  
SAMSUNG V1730.....23.50  
SAMSUNG VX520/710.....17.50  
SANYO VHR 1100/1300.....18.95  
SANYO VHR1110/1200.....21.50  
SANYO VHR 2300/3200.....23.50  
SCHNEIDER SVC20.....21.50  
SCHNEIDER SVC246.....21.95  
SENTRA 8000.....16.95  
SENTRA 8400.....16.95  
SENTRA 8600.....17.95  
SHARP VC9300/381/481.....14.75  
SHARP VC581/681.....14.75  
SHARP VC787.....32.50  
SHARP VCA140.....14.75  
SOLAVOX 1000.....16.95  
SONY SLC6/7.....14.95  
SONY C5C30.....21.50  
SUSUMI XR5.....18.95  
TASHIKO VVE921/2.....19.95  
TASHIKO VVE932.....18.95  
TASHIKO VVE934.....22.50  
TOSHIBA V55/57.....8.75  
TOSHIBA V73/83B.....14.95  
TOSHIBA V93B.....18.95

**VIDEO HEADS ARE OF THE  
BEST QUALITY AND ARE  
BRANDED OR  
MANUFACTURERS OWN**

**CASSETTE HOUSINGS**  
FERGUSON 3V65/FV11R.....22.50  
FERGUSON FV31/FV31R.....36.45  
FERGUSON FV37/FV37H.....17.50  
HITACHI VT11E.....16.50  
HITACHI VT64E.....14.70  
PANASONIC NV333/366.....18.20  
PANASONIC NV230.....32.85  
PANASONIC NV730.....34.50

**SCART SWITCHING  
KIT** .....16.95  
SCART LEAD TO 6 PHONO.....4.95  
SCART COPYING KIT.....5.95  
SCART TO 2 SCART SKT.....5.95  
SCART TO 5 SCART SKT.....8.95  
VIDEO COPYING KIT.....5.95  
VIDEO FLY LEAD.....7.75

**SERVICE AIDS**  
ALLEN KEYS (8 METRIC).....4.95  
ANTEX 17W IRON.....8.50  
ANTEX 25W IRON.....8.75  
ANTEX IRON STAND.....4.95  
CIRCLIP KIT.....5.95  
CLEAR TEST TAPE.....7.95  
COLLENE WIPES.....9.95  
FIBRE CLEANING PEN.....2.95  
HEATSINK COMPOUND.....1.55  
NUT & BOLT KIT 2.5MM.....2.35  
ONYX SOLDER PUMP.....9.95  
ONYX TIPS.....1.50  
PERMABOND ADHESIVE.....3.95  
PORTASOL STD.....15.95  
PORTASOL  
PROFESSIONAL.....31.95  
PORTASOL TIP.....3.95  
SELF AMALGAMATING  
TAPE.....3.45  
SILICON GREASE.....1.85  
SOLDA MOP.....90  
SOLDER 0.5KG 18SWG.....8.50  
SOLDER 0.5KG 22SWG.....8.75  
SPRING KIT.....5.50  
SUPER GLUE.....1.25  
UTILITY KNIFE.....1.45  
WELLER GUN TIPS (2).....1.25  
WATCHMAKERS  
SCREWDRIVERS.....2.95  
X11 PROBE KIT.....14.50  
X10 PROBE KIT.....14.95

**VIDEO REPAIR KIT**  
ALBA 4000 .....11.50  
ALBA 6000 .....12.95  
FERGUSON 3V23.....15.95  
FERGUSON 3V29/30.....12.95  
FERGUSON 3V31/32.....15.95  
FERGUSON 3V35/39.....12.95  
FERGUSON 3V44/45.....14.95  
FERGUSON 3V64/65.....11.95  
FISHER FVH615/715.....12.75  
FISHER FVH905.....12.95  
GOLDSTAR GVH1221.....12.50  
GOODMANS VCR1000.....12.95  
HITACHI VT8000.....12.95  
HITACHI VT9300.....12.95  
HITACHI VT11/33E.....14.95  
HITACHI VT120/130E.....15.95  
MITSUBISHI HS306.....17.95  
PANASONIC G DECK.....6.50  
PANASONIC NV230.....11.50  
PANASONIC NV333.....11.50  
PANASONIC NV370.....11.75  
PANASONIC NV430.....11.50  
PANASONIC NV730.....10.95  
PANASONIC NV777.....11.95  
PANASONIC NV2000.....18.95  
PANASONIC NV7000.....14.95  
PANASONIC NVG10/12.....9.95  
PHILIPS VR6460.....11.75  
PHILIPS VR6462.....12.50  
PHILIPS VR6467.....21.50  
SENTRA 8000.....11.50  
SOLAVOX 1000.....11.50  
SONY C5/7.....10.50  
SONY C6.....8.95

**SUNDRIES**  
CTX EHT LEAD GENUINE.....8.25  
MATSUI LEVER ASSY.....1.85  
TX10 FOCUS UNIT.....8.50  
98003 POSITOR.....1.35  
98009 POSITOR.....1.35  
98012 POSITOR.....2.85



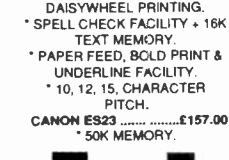


**TUNERS**  
FERGUSON TX90/100.....16.45  
PANASONIC TNV87510F2  
TC208/TC225/TC2000/TC2024  
TC2213/TC2284/TC85.....31.95  
PHILIPS EL C2003.....24.45  
U321.....11.95  
U411 (PHONO SKT).....18.50  
U411 (COAX SKT).....18.75

**USE**  
\* 30 METRE PAPER ROLL  
\* MERCURY BUTTON TO TAKE  
ADVANTAGE OF CHEAPER  
TELEPHONE COSTS  
\* PHOTOCOPY FACILITY  
SAMSUNG SF1700.....£275.00  
\* 5 SHEET AUTOMATIC

**DOCUMENT FEEDER**  
\* AUTOMATIC FAX RECEPTION.  
\* SIMPLE CONTROL SETTINGS.  
\* 10 AUTODIALS FOR EASE OF  
USE  
\* PHOTOCOPY FACILITY.  
CANON FAXPHONE.....£325.00

**30 SHEET AUTOMATIC  
DOCUMENT FEEDER**  
\* HIGH VOLUME RECEPTION  
WITH 100 METRE PAPER ROLL  
\* 16 AUTODIALS FOR EASE OF  
USE  
\* AUTOMATIC GUILLOTINE.  
\* PHOTOCOPY FACILITY.  
\* CANONS DE-CURL FEATURE  
FOR FLAT FAXES.  
CANON FAX T50.....£460.00

**FULLY PORTABLE  
ELECTRONIC TYPEWRITER**  
\* FULL LINE OF CORRECTION  
MEMORY\* WORD DELETION &  
BOLD PRINT  
\* ABILITY TO CENTRE  
BETWEEN MARGINS  
CANON ES3.....£89.00



WE OFFER A RANGE OF  
MOBILE PHONES INC.  
MOTOROLA, PANASONIC,  
NEC, NOKIA, MITSUBISHI &  
TECHNOPHONE.

FROM NEW & USED HAND  
PORTABLES TO  
MOBILES AND  
TRANSPORTABLES

NO LONG TERM CONTRACTS &  
A RANGE OF BILLING PLANS  
TO SUITE EVERYBODY

PART EXCHANGE &  
RECONNECTIONS ARE  
WELCOME

WE ALSO PURCHASE SECOND  
HAND EQUIPMENT

**CELLULAR SPARES  
ANTENNAE**  
3DB BODY MOUNT.....14.25  
3DB GLASS MOUNT.....15.95  
3DB PASSIVE REPEATER.....24.50  
5DB PASSIVE REPEATER.....28.50  
1/4 WAVE ON GLASS.....14.95  
1/4 WAVE SHARPS FIN.....15.95  
MAGNETIC MOUNT 3DB.....22.50  
MOTOROLA I-PORT.....19.95  
MOTOROLA 8500X  
1/4 WAVE.....15.95  
MOTOROLA 8500X  
BUTTON.....14.50  
MOTOROLA 9800X.....19.95  
MOTOROLA 9800X.....19.95  
PANASONIC D SERIES.....24.75  
PANASONIC F1.....23.95  
PANASONIC H SERIES.....24.50  
PANASONIC I SERIES.....23.50  
NEC P3.....22.95  
NOKIA 101.....21.50  
MITSUBISHI MT4.....32.50  
MITSUBISHI MT5.....29.50  
TECHNOPHONE TP2 1/4.....22.50  
TECHNOPHONE TP2 1/2.....22.50  
TECHNOPHONE TP305.....19.95

**BATTERIES**  
MITSUBISHI MT3.....34.50  
MITSUBISHI MT5.....35.00  
MOTOROLA 4500X.....45.00  
MOTOROLA 4800X SLIM.....27.50  
MOTOROLA 800X.....29.95  
MOTOROLA 8500X.....29.95  
MOTOROLA 8800X.....29.95  
MOTOROLA PERSONAL  
1000MAH.....29.95  
MOTOROLA MICROTAC I  
1000MAH.....29.50  
MOTOROLA MICROTAC II  
1350MAH.....34.50  
NEC 9A.....29.95

**\*\*\* SPECIAL OFFER \*\*\***  
NOKIA 101.....£149.00

NEC P3.....28.50  
NEC P4 800MAH.....49.50  
NOKIA 101 800MAH.....33.50  
NOKIA 190.....38.50  
NOKIA 1320.....37.50  
PANASONIC D SERIES.....32.50  
PANASONIC E/H SERIES.....32.50  
PANASONIC F1 700MAH.....29.95  
TECHNOPHONE TP2 STD.....34.50  
TECHNOPHONE TP2 HD.....45.00  
TECHNOPHONE TP305  
800MAH.....33.50

**BATTERY CHARGERS**  
MOTOROLA T-PORT.....39.50  
MOTOROLA 800/8800X.....34.95  
MOTOROLA MICROTAC.....45.95  
NEC P3.....45.95  
PANASONIC F.....77.95  
TECHNOPHONE TP2.....59.50  
TECHNOPHONE TP305.....59.50

**BATTERY ELIMINATORS**  
MOTOROLA 800/8800X.....14.95  
MOTOROLA MICRO TAC.....14.95  
NEC P3.....15.95  
NEC P4.....16.95  
NOKIA 190.....17.95  
PANASONIC D SERIES.....14.95  
PANASONIC F SERIES.....14.95  
TECHNOPHONE TP2.....18.50

**P/P CHARGES:**  
COMPONENTS £1.00 PER  
ORDER UK  
SERVICE MANUALS £1.25 EACH  
CELLULAR TELEPHONES £5.00  
PER ITEM  
OFFICE MACHINES £5.00 PER  
ITEM  
EXPORT ORDERS P/P  
CHARGED AT COST

**WHEN ORDERING::  
PLEASE ADD P/P  
VALUE TO ORDER  
TOTAL THEN ADD  
17.5% VAT TO THIS  
TOTAL**

**DELIVERY BY  
RETURN ON ALL  
STOCK ITEMS  
\*\*\* MINIMUM ORDER  
VALUE £5.00 \*\*\***

# TELE SPARES LTD DISTRIBUTORS

250 COLEMAN STREET WHITMORE REANS

WOLVERHAMPTON WV6 0RH

TEL: 0902 745581/2 FAX: 0902 746833

### CMOS


400146	0.20	74F175N	0.48
4001B	0.12	74HC107	0.38
4002B	0.15	74HC377	0.48
4003B	0.27	74LS	0.48
4007B	0.12	74LS00	0.18
4008B	0.20	74LS01	0.12
4010B	0.24	74LS02	0.12
4010B	0.23	74LS03	0.12
4011B	0.18	74LS04	0.18
4012B	0.12	74LS05	0.18
413B	0.18	74LS08	0.12
4014B	0.30	74LS09	0.12
4015B	0.30	74LS10	0.12
4016B	0.27	74LS107	0.38
4017B	0.27	74LS109	0.38
4018B	0.27	74LS11	0.12
4020B	0.25	74LS112	0.20
4021B	0.33	74LS113	0.20
4023B	0.15	74LS114	0.48
4024B	0.23	74LS12	0.18
4025B	0.12	74LS123	0.52
4027B	0.18	74LS125	0.25
4028B	0.25	74LS126	0.20
4030B	0.15	74LS13	0.20
4035B	0.38	74LS132	0.18
4040B	0.25	74LS133	0.41
4042B	0.28	74LS133	0.41
4043B	0.25	74LS133	0.41
4044B	0.25	74LS139	0.25
4046B	0.25	74LS14	0.18
4049B	0.20	74LS145	0.33
4050B	0.18	74LS149	0.38
4051B	0.20	74LS15	0.12
4052B	0.25	74LS151	0.25
4053B	0.15	74LS153	0.25
4056B	0.15	74LS154	0.25
4058B	0.12	74LS155	0.25
4059B	0.18	74LS157	0.23
4070B	0.12	74LS157	0.23
4071B	0.12	74LS158	0.27
4073B	0.12	74LS160	0.25
4075B	0.17	74LS161	0.25
4076B	0.35	74LS162	0.38
4078B	0.12	74LS163	0.38
4079B	0.12	74LS164	0.37
4082B	0.12	74LS165	0.37
4093B	0.18	74LS166	0.33
4094B	0.38	74LS168	0.38
4098B	0.28	74LS169	1.34
4501B	0.20	74LS173	0.48
4502B	0.18	74LS173	0.48
4503B	0.18	74LS174	0.25
4508B	0.57	74LS175	0.42
4510B	0.23	74LS181	0.98
4511B	0.35	74LS182	1.13
4512B	0.27	74LS182	1.13
4513B	0.27	74LS183	1.13
4516B	0.57	74LS191	0.42
4519B	0.30	74LS192	0.67
4520B	0.20	74LS193	0.27
4526B	0.27	74LS195	0.35
4528B	0.28	74LS196	0.41
4530B	0.28	74LS197	0.41
4538B	0.28	74LS197	0.41
4539B	0.20	74LS20	0.12
4543B	0.38	74LS21	0.18
4555B	0.27	74LS22	0.23
4556B	0.25	74LS24	0.35
4558B	0.28	74LS24	0.35
4559B	0.23	74LS24	0.35
4N	0.25	74LS242	0.38
4N25	0.35	74LS243	0.38
740	0.18	74LS244	0.41
7401	0.18	74LS245	0.41
7402	0.18	74LS248	0.98
7403	0.20	74LS249	0.52
7404	0.18	74LS253	0.25
7405	0.25	74LS255	0.30
7408	0.30	74LS258	0.48
7409	0.30	74LS259	0.35
7410	0.24	74LS26	0.18
74107	0.23	74LS260	0.25
74109	0.52	74LS266	0.25
74121	0.27	74LS27	0.18
74123	0.32	74LS273	0.35
74125	0.25	74LS279	0.25
74132	0.48	74LS28	0.18
7414	0.30	74LS280	0.78
74141	0.67	74LS283	0.27
74151	0.36	74LS290	0.33
74154	0.52	74LS293	0.30
74155	0.48	74LS295	0.38
74156	0.52	74LS298	0.50
7416	0.20	74LS299	0.67
74161	0.38	74LS30	0.18
74163	0.57	74LS301	0.18
7417	0.27	74LS303	0.18
74173	0.48	74LS363	3.09
74174	0.67	74LS365	3.09
74175	0.52	74LS368	2.20
74184	0.52	74LS37	0.18
74184	0.52	74LS373	0.18
7420	0.18	74LS377	0.30
7421	0.27	74LS379	0.25
74251	0.50	74LS38	0.25
74259	0.78	74LS386	0.27
74279	0.25	74LS393	0.38
74283	0.23	74LS396	0.18
74367	0.48	74LS40	0.18
7438	0.27	74LS42	0.35
7441	0.20	74LS447	1.16
7442	0.23	74LS47	0.18
7453	0.18	74LS48	0.35
7470	0.20	74LS490	0.35
7472	0.20	74LS51	0.18
7473	0.20	74LS52	0.18
7474	0.23	74LS54	0.18
7475	0.48	74LS54	0.35
7479	0.60	74LS629	1.32
7483	0.48	74LS640	0.67
7490	0.20	74LS73	0.23
7492	0.38	74LS74	0.23
7493	0.20	74LS75	0.20
7493	0.20	74LS76	0.25

BA-6564A	0.99	HA-1166X	4.50
BA-6565	1.05	HA-1167	2.25
BA-6565A	1.05	HA-11702	2.83
BA-6566	1.17	HA-11704	5.25
BA-6569	3.92	HA-11705	2.53
BA-657	1.25	HA-11706	2.42
BA-664	1.34	HA-11714	1.80
BA-681	1.68	HA-11715	1.72
BA-683A	2.18	HA-11716	7.50
BA-684	1.25	HA-11724	6.51
BA-695	1.20	HA-11725	5.99
BA-698	0.87	HA-11735	2.51
BA-7001	0.80	HA-11738	4.49
BA-7004	0.98	HA-11741T	5.81
BA-7005	1.13	HA-11744	3.48
BA-7007	1.01	HA-11745	5.99
BA-702	0.48	HA-11745NT	5.18
BA-7021	0.80	HA-11747ANT	6.72
BA-7022	2.70	HA-11749	2.40
BA-7022A	2.25	HA-11751NT	8.57
BA-7023	3.00	HA-11752	2.85
BA-7024	0.99	HA-11755	3.90
BA-7025L	1.56	HA-11756	7.85
BA-7028	3.00	HA-11778	3.75
BA-707	1.10	HA-11781T	2.50
BA-7100	1.64	HA-11782	2.13
BA-7107	4.43	HA-11797NT	3.75
BA-7107S	2.82	HA-11811ANT	4.68
BA-714	0.86	HA-11812ANT	8.39
BA-715	0.72	HA-11829NT	2.63
BA-719	0.67	HA-11939NT	5.48
BA-7212S	1.05	HA-11870NT	5.48
BA-7252S	1.34	HA-1190	2.25
BA-7255B	3.00	HA-1194	2.63
BA-7258AS	3.68	HA-1196	0.87
BA-7265	2.01	HA-1199	1.26
BA-728	0.53	HA-12005	1.43
BA-7280S	4.38	HA-12076	2.78
BA-7602	0.98	HA-12017	0.86
BA-7603	0.83	HA-12018	1.56
BA-7604N	0.75	HA-12019	1.51
BA-7611N	1.13	HA-12038T	1.56
BA-7730S	2.40	HA-12044	4.49
BA-7745	1.13	HA-12045	2.96
BA-7751L	1.35	HA-12047	2.25
BA-7752	1.28	HA-12058	3.23
BA-7755	0.56	HA-12067NT	3.43
BA-7767AS	1.29	HA-12072ANT	6.71
BA-823	1.62	HA-12072NT	6.71
BA-829	1.28	HA-12078	2.78
BA-843	0.01	HA-12411	1.63
BA-847	1.05	HA-12412	1.43
BA-850	1.88	HA-12413	0.93
BA-8504	3.75	HA-12418	1.13
BA-852	1.31	HA-12428	0.63
BA-853	1.64	HA-12430	1.64
BA-8309	0.83	HA-12441	1.90
BN-5115	4.50	HA-13001	1.19
BW-24	2.18	HA-13002	0.98
BX-342	3.77	HA-13006	4.98
CA-1310E	0.69	HA-13043	3.23
CA-3024	3.55	HA-13055	5.76
CA-3026	0.67	HA-13108	2.43
CA-3028A	2.16	HA-13116	1.88
CA-3039	1.47	HA-13117	1.95
CA-3046	1.45	HA-13118	1.91
CA-3066	0.87	HA-13119	1.49
CA-3085E	0.71	HA-13128	4.32
CA-3081	0.57	HA-13139	1.79
CA-3082A	1.38	HA-1325	3.00
CA-5114S	1.35	HA-13402	2.70
CA-5085E	2.63	HA-13403	3.90
CA-3094	1.13	HA-13405	1.90
CA-3088	1.94	HA-13405	1.90
CA-3089E	1.34	HA-13406	9.5
CA-3090AQ	1.89	HA-13408	4.14
CA-3100E	1.53	HA-13412	4.17
CA-3127	2.52	HA-13421	2.99
CA-3130E	1.20	HA-13426	5.72
CA-3130T	1.53	HA-13431	1.86
CA-3140	0.62	HA-13432	5.51
CA-3140E	0.62	HA-13441	7.50
CA-3146E	0.58	HA-13442	8.98
CA-3201E	1.58	HA-13447	8.86
CA-8100M	0.75	HA-1347	4.29
CNK-62A	0.67	HA-1364	3.45
CNK-63A	0.66	HA-1388	2.32
CO-104	7.50	HA-1389	2.63
CO-108	7.49	HA-1389P	2.63
CO-109	9.75	HA-1394	2.32
CO-134A	7.14	HA-1396	3.59
CO-136	4.88	HA-1397	2.32
CO-139	11.77	HA-1398	2.32
CO-139A	5.10	HA-1406	0.78
CO-141	3.58	HA-1407	1.36
CO-143	6.28	HA-16617	4.41
CO-143A	9.54	HA-16617P	1.79
CO-145	5.64	HA-17008	2.47
CO-150B	2.47	HA-17090	0.98
CO-158	6.39	HA-17301	1.41
CO-186	5.94	HA-17304	0.67
CO-187	6.39	HA-17308	0.52
CO-2009T	2.27	HA-17524	1.88
CO-223-119P	2.28	HA-17555	0.27
CO-804A	6.00	HA-17723	0.83
CO-832	6.30	HA-17747	0.98
CO-867	4.50	HA-17805	0.51
CO-879	4.13	HA-17806	0.83
CO-911A	0.71	HA-17807	0.38
CO-1044P	13.50	HA-17824	0.52
DAN-401	0.27	HA-17815P	0.57
DCA-3005YS	3.75	HA-17824	0.48
D2S OPT-P4	4.50	HA-17808	0.36
ER-1440E	2.40	HA-17812	0.44
HA-11211	1.45	HA-17902P	1.62
HA-11219	1.39	HA-17903	0.50
HA-11221	1.98	HA-17903PS	0.65
HA-11223	1.38	HA-17904AP	0.71
HA-11225	1.20	HA-17924	0.67
HA-11227	1.16	HA-19507	2.45
HA-11235	1.58	HA-51338SP	1.00
HA-11244	3.38	HA-51338SP	1.00
HA-11247	3.62	HA-1125	0.95
HA-11248	6.85	HA-1125	0.95
HA-11251	2.93	HA-11251	2.93
HA-1137	1.40	HA-1137	1.40
HA-11401	3.69	HA-11401	3.69
HA-11414	2.39	HA-11414	2.39
HA-11423	3.79	HA-11423	3.79
HA-11423MP	2.03	HA-11431	3.75
HA-11431N	3.36	HA-11431N	3.36
HA-1144	2.10	HA-1144	2.10
HA-11440	2.58	HA-11440	2.58
HA-11486	1.13	HA-11486	1.13
HA-1150	2.00	HA-1150	2.00
HA-11508	3.75	HA-1151	1.38
HA-1152	1.56	HA-1152NT	1.56
HA-11580	4.89	HA-11580	4.89

Continued next month...


**All orders placed before 5.00pm are despatched the same day.**  
Please add £1.00 P+P and 17.5% VAT to total.

Access and Visa cards accepted.



Please phone us if the part required is not listed as we have a vast range of stock.  
All components are brand new.  
Prices may change without prior notice.  
Sorry no refunds for returned stock.





# TELEVISION

## The BBC Green Paper

It is a relief that the government's green paper on the future of the BBC, published on November 24th, is a cautious, open-minded affair rather than a dogmatic effort. Times change. In the Thatcher years one would have expected a radical document full of threats to the the BBC's independence and position in our society – and of course its method of funding. In his introduction to the green paper Peter Brooke, national heritage secretary, writes "the government believes the BBC should continue as a major broadcasting organisation and should have special responsibilities for public service broadcasting". Nevertheless "the BBC cannot continue as if nothing has happened since 1981, when it was granted its present charter... the role, function and organisation of the BBC was bound to change..." and "we should be ready to contemplate radical changes in the way the BBC operates".

The green paper is intended as the start of a public discussion on the BBC's future. Here's Mr. Brooke again: "we now wish to listen to the arguments before deciding on proposals to bring forward to the House". So that legislation can be enacted in time for the renewal of the BBC's charter, which ends on December 31st 1996, a time limit on public representations has been imposed. Comments are invited by April 30th 1993. The Department of National Heritage has produced a pocket-sized summary of the green paper: it's free to interested parties, being available from the Department of National Heritage, Room 668, 50 Queen Anne's Gate, London SW1H 9AT. In addition free leaflets are being distributed via public libraries and Citizens' Advice Bureaux. Twenty questions have been formulated by the government on the BBC, as follows:

(1) What should be the objectives of public service broadcasting? (2) Should the BBC continue to broadcast a wide range of services appealing to all tastes and interests or should it concentrate on information, education and minority interests, and programmes unlikely to be provided by other broadcasters? (3) Should the BBC broadcast a high proportion of programmes to reflect the interests of people throughout the UK? (4) Should the number of BBC television and radio services be changed? (5) Should the BBC continue to expand services for audiences overseas? (6) What standards should the BBC be expected to meet in its programmes and services? (7) How many of its present functions should the BBC continue to carry out? (8) How can its organisation be improved to carry out these activities more effectively? (9) Should the BBC be encouraged to develop or expand its activities, and what should be the implications for its structure and organisation? (10) Should the BBC reduce expenditure by cutting the range and quality of programmes and services? (11) Should the BBC continue to be financed by the licence fee? (12) If not, how should the BBC be financed? (13) If so, should any changes be made to present licence fee arrangements? (14) How can the BBC become more efficient? (15) Should changes be made in the way the BBC keeps in touch with its audience? (16) How should the interests of audiences in Scotland, Wales and Northern Ireland be represented? (17) Should changes be made in the functions of the governors and the BBC Board of Management? (18) Should there be a public service broadcasting council either to regulate the BBC or to promote, finance and regulate public service broadcasting by the BBC and other services? (19) Should the BBC have clearly stated objectives and publish results showing how far it has met them? (20) Should there be improved arrangements for regular parliamentary scrutiny of the BBC's objectives and how far the BBC has gone in meeting them?

Because it is publicly funded, it's right that the BBC should be subjected to scrutiny from time to time. But the basic facts remain that by any standards of comparison the BBC provides an excellent and economic service.

### EDITOR

John A. Reddihough

### PRODUCTION EDITOR

Tessa Winford

Please note that the telephone numbers below are for contact with the advertisement departments. Editorial enquiries should be sent to the editor at the address given on page 81 or faxed to 081 652 8956.

### ADVERTISEMENT MANAGER

Patrick Irwin  
081 652 3732

### SALES EXECUTIVE

Pat Bunce  
081 652 8339  
Fax 081 652 8931

### ADVERTISING PRODUCTION

Brian Chapman  
081 652 8681  
Fax 081 652 8917

### PUBLISHER

Robert Marcus  
081 652 3930

### READER HELPLINE

For help if you have difficulty obtaining *Television* phone 081 652 8620

### SUBSCRIPTION ENQUIRIES

0444 445 566

### SUBSCRIPTION HOTLINE

24-hour subscription ordering with credit card number phone 0622 721 666 and quote reference INJ.

### COVER PHOTO

This month's cover photograph shows a selection of TV receiver components and modules. A new series on modern TV receiver techniques starts on page 178.



REED  
BUSINESS  
PUBLISHING

# The Scartbox

Keith Wevill, B.Sc.

The scart connector is now well established as a means of feeding video and audio signals from a VCR, satellite receiver, computer etc. to a TV set. Once the connector is in place however it's not normally possible to monitor any of the signals to check for correct operation. With this in mind the break-in box described below was devised. In addition to allowing video and audio inputs and outputs and control signals to be monitored it enables signals from non-scart equipped sources to be connected and signals from scart equipped sources to be extracted.

## Circuit

The circuit, see Fig. 1, is simply a pin-to-pin link between a scart socket, SK1, and a scart plug, PL1. Each of

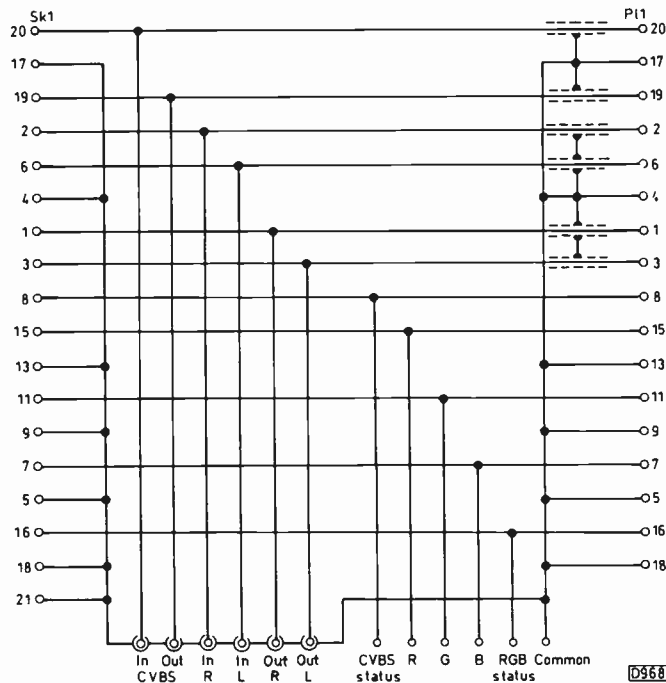


Fig. 1: Scartbox wiring circuit.

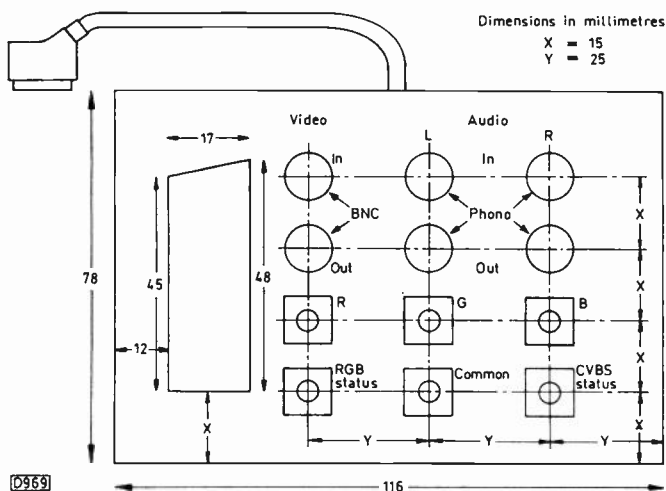


Fig. 2: Scartbox panel layout.

the composite video signals (pins 19 and 20) is connected to a BNC socket and each of the audio signals (pins 1, 2, 3 and 6) is connected to a phono socket. The control signals (pins 8 and 16) and the RGB signals (pins 15, 11 and 7 respectively) are connected to 3mm sockets. All the signal earths are connected together and taken to a sixth 3mm socket. Other connectors could be added but those specified were found to be convenient for my own use.

## Layout

The connector layout is shown in Fig. 2. A Verobox type 303 is suitable, with a piece of copper-clad board to replace the top – the copper acts as an earth plane, with all the scart socket earths and the BNC and phono sockets connected to it directly, thus minimising the wiring required. The 3mm sockets should have different colours: red, green and blue for the RGB signals, black for the common earth socket, yellow for RGB status (pin 16) and white for composite video (CVBS) status (pin 8). Use screened cable for the audio and video signals. Feed the cables to the scart plug through a slot at the top of the box, with sleeving to protect them. They shouldn't be too long – about one metre is probably a convenient length. This enables the box to be placed at the front of the TV set or VCR being monitored so that you don't have to struggle with test equipment round the back.

## Computer Connections

The scartbox can be used to connect a computer to a scart equipped TV set but with some computers, such as the Amstrad CPC series, a purpose-made cable is more convenient. The Amstrad CPC series of computers have a six-pin DIN connector to link them to the monitor, which may be either a monochrome or colour type. The signal levels are suitable for direct connection to the 75Ω RGB inputs of a scart equipped TV set. The connections are as listed in Table 1 below.

The sync signal isn't used because the luminance signal provides the sync pulses. The TV set will have to be manually switched to the external input as the computer doesn't provide a suitable switching voltage at the monitor socket. Switching to the external composite video input will produce a monochrome display as the signal isn't PAL encoded, whereas switching to the external RGB inputs produces a colour display.

## Components Required

Scart plug (Maplin FJ41); scart socket (Maplin JW34), two BNC sockets; four phono sockets; six 3mm sockets (red, green, blue, black, yellow, white); Verobox 303 (Maplin LH50); copper-clad board; cable sleeving; screened cable; wire.

Table 1: Amstrad computer connections.


Computer DIN plug	Use	Scart connector
1	Red	15
2	Green	11
3	Blue	7
4	Sync	–
5	Common	17, 13, 9, 5
6	Luminance	20

# HOW TO INCREASE YOUR PROFITS, IMPROVE YOUR SERVICE, WITH COST EFFECTIVE TEST EQUIPMENT.

## HAMEG OSCILLOSCOPES

HAMEG are Europe's top selling DUAL TRACE OSCILLOSCOPES. Select from four superb models. All, with the exception of the HM 1005, incorporate a useful COMPONENT TESTER. Size - all models - 285mm x 145mm x 380mm. Clear display 8cm x 10cm. Mains supply: 110/220 240V AC 50/60Hz. All supplied with 2 PROBES, a COMPREHENSIVE MANUAL and a 2 YEAR WARRANTY.

### HM203-7 20MHz STANDARD



#### SPECIFICATION


- \* 2 Channels
- \* Bandwidth: DC - 20MHz
- \* Sens: Ch.1, Ch.2, 1mV/cm
- \* Timebase: 0.1s - 20ns/cm
- \* Triggering: DC - 40MHz
- \* Active TV - Sync - Separator
- \* Variable hold-off
- \* Trigger LED indicator
- \* Calibrator: 1KHz Square wave
- \* Component tester
- \* Plus many features

Price £338.00 + £59.15 V.A.T. FREE Specialist Carrier Delivery

#### SPECIFICATIONS

- \* 2 Channels
- \* Bandwidth: DC - 60 MHz
- \* Sens: Ch.1, Ch.2, 1mV/cm
- \* Timebase: 2.5s - 5ns/cm
- \* Triggering: DC - 80MHz
- \* Active TV - Sync - Separator
- \* After delay trigger
- \* Sweep delay
- \* Delay line
- \* Trigger LED indicator
- \* Calibrator: 1KHz & 1MHz Sq. Wave
- \* Component tester

### HM604 60MHz UNIVERSAL



Price £610.00 + £106.75 V.A.T. FREE Specialist Carrier Delivery

### HM1005 100MHz UNIVERSAL

3 CHANNELS - UP TO 6 TRACES

#### SPECIFICATION

- \* 3 Channels
- \* Bandwidth: DC - 100MHz
- \* Sens: Ch.1, Ch.2, Ch.3, 1mV/cm
- \* Timebase A: 2.5s - 5ns/cm
- \* Timebase B: 0.2s - 5ns/cm
- \* Triggering DC - 130MHz
- \* After delay trigger
- \* Delay line
- \* Trigger LED indicator
- \* Overscan LED indicator
- \* Active TV - Sync - Separator
- \* Calibrator: 1KHz & 1MHz Sq. Wave


Price £792.00 + £138.60 V.A.T. FREE Specialist Carrier Delivery

### HM205-3 20MHz DIGITAL STORAGE

#### SPECIFICATION

- \* Digital Storage
- \* Analogue real time (Same as 203-7)
- \* Bandwidth: DC - 20MHz
- \* Sens: Ch.1, Ch.2, 1mV/cm
- \* Timebase Digital: 5s-1µs/cm
- \* Triggering DC - 40MHz
- \* Active TV - Sync - Sampling
- \* Max sampling rate: 2 x 20MHz
- \* Memory: 2 x 2048 x 8 Bit
- \* Dot joiner
- \* Printer/plotter output

Price £610.00 + £106.75 V.A.T. FREE Specialist Carrier Delivery



### B.K.'s CRT TESTER REJUVENATOR

Tests and rejuvenates blue, green and red guns separately. Fitted with delta and P.I.L. sockets. Compact size 120 x 65 x 60mm. Supply 240V AC

Price £34.00 + £5.95 V.A.T.

### DIGITAL CAPACITANCE METER

- \* High accuracy
- \* 0.1pF-2,000µF
- \* LCD display.
- \* 8 ranges
- \* Accuracy: ±0.5%
- \* Full scale: ±1 digit.
- \* Inc. protective case.



Price £39.99 + £6.99 V.A.T.


### LEADER FM STEREO SIGNAL GENERATOR

At last! A generator specifically designed for testing and fault finding on FM stereo and monaural VHF receivers including stereo multiplex circuits.

#### FEATURES

- \* Carrier frequency 100 +/- 1MHz (adjustable).
- \* Output level 0.1mV - 10mV
- \* Pilot signal 19KHz +/- 2Hz
- \* L & R separation over 50dB
- \* External Modulation 50Hz - 15KHz
- \* Pre-emphasis 50µs, 75µs & off.
- \* Comprehensive test lead set included.
- \* Mains powered.
- \* Size: 80 x 200 x 250mm.

Price £299.00 + £52.33 V.A.T.



### LEADER HIGH VOLTAGE METERED EHT PROBE

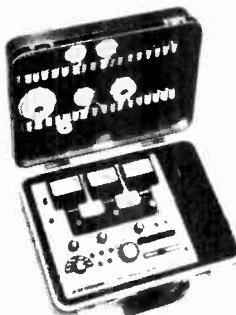
Light weight, easy-to-grip high-impact plastic handle with arc-over protection and no need of extra equipment. An indispensable item in your TV service kit. Measures up to 40kV DC with safety and the greatest of ease. Entirely self-contained. Connect the lead clip to chassis and probe tip to the check point, read the meter for voltage.

A must for the Health and Safety at Work Acts. Price £66.00 + £11.55 V.A.T.



## B & K PRECISION CRT ANALYSER-RESTORER

The number one CRT Test Instrument. Over 5000 U.K. Television engineers wouldn't be without it.



\* All CRT's checked identically, including all in-line and one gun types \* Tests all three guns of colour CRT's simultaneously under actual operating conditions (model 490) \* Exclusive multiplex technique (model 490) \* Measure true dynamic beam current that actually passes through G1 aperture to screen \* Measures all shorts and leaks - preserving more CRT's \* Tests focus electrodes lead continually finding faults that other testers miss \* Uses most powerful restoration method known with minimum danger to CRT \* Rejuvenated CRT's guaranteed as new for two years \* Cblosence proof - perpetual set up chart updated and new adaptors developed \* Tests and rejuvenates VDU's and oscilloscope tubes \* A range of over 40 CRT base adaptors available \* Increase profit \* Pays for itself in months.

#### Prices

Model 490 Tri-dynamic three meter instrument inc. 6 common adaptors	£509.00	£89.08 V.A.T.
Without adaptors	£446.00	£78.05 V.A.T.
Model 480 Single meter instrument inc. 6 common adaptors	£375.00	£62.63 V.A.T.
Without adaptors	£310.00	£54.25 V.A.T.

## SADELTA SIGNAL STRENGTH METERS

The Sadelta Field Strength Meters have been designed to facilitate the dish alignment of satellite TV systems and aerial alignment of VHF/UHF television and radio systems. Signal levels can be accurately measured on the TC402-C and the TC90, allowing the evaluation of signal conditions for satisfactory operation. Both models have a clear LCD direct frequency readout, coupled to a multitrack tuning control enabling precise channel identification.

### TC402-C VHF & UHF

#### FEATURES

- \* Three bands
- Low VHF: 45-110MHz
- High VHF: 110-300MHz
- UHF: 470-862MHz
- \* Digital display for direct frequency readout
- \* Built-in monitor loudspeaker AM/FM
- \* Signal measurement from 20µV to 100mV.
- \* Powered by eight 1.5 AA batteries.
- \* Fully portable with sturdy carrying case.



Price £259.00 + £45.33 V.A.T.

### TC90 VHF-UHF- SAT.

#### FEATURES

- \* Five bands
- Low VHF: 45-110MHz
- High VHF: 110-300MHz
- Hyper VHF: 300-470MHz
- VHF: 470-862MHz
- Satellite: 950-1750MHz
- \* Digital display for direct frequency readout.
- \* Signal measurement VHF/UHF 20µV to 3V.
- \* Signal measurement satellite -70dBm to -10dBm.
- \* Audible indication of satellite signal level.
- \* Built-in monitor loudspeaker AM/FM (not satellite).
- \* Powered by rechargeable battery (complete with charger 220/240V AC).
- \* Fully portable with sturdy carry case.



Price £499.80 + £87.47 V.A.T.

## BLACK STAR COLOUR PATTERN GENERATOR THE 'ORION' THREE-IN-ONE PAL VHF/UHF - PAL VIDEO COMPOSITE - R.G.B.

The Orion is a compact, bench instrument offering a wide range of patterns and facilities at a truly low cost.

In addition to a switchable sound carrier facility which allows use with the majority of PAL TV systems, the Orion provides highly flexible RGB outputs, ensuring compatibility with most video monitors.

More than 50 pattern combinations can be selected, including those for testing static and dynamic divergence, video amplifier linearity, colour purity, general colour performance, focus etc.

A separate video input to modulate camera signals; fully variable RF and video output levels facilitating AGC testing; trigger output allowing easy triggering of difficult oscilloscope waveforms; external sound modulation input via DIN connector for frequency response testing of TV sound systems; adjustable wide frequency coverage of VHF and UHF TV bands.

Just some of the features making the Orion Pattern Generator an indispensable tool in the manufacture, test, and servicing of televisions, and computer and video monitors.

#### FEATURES

- \* Colour bars, purity, greyscale, crosshatch, dots, focus, etc
- \* VHF/UHF Channels.
- \* 5.5MHz, 6.0MHz, 6.5MHz Sound Carriers.
- \* Internal/External Sound.
- \* External Video Output.
- \* Trigger Output.
- \* PAL B,D,G,H,I,K
- \* Separate R, G, B and sync. O/P's
- \* RGB a TTL & 1V.
- \* Green - 0.3V Syncs
- \* Composite Video Output.
- \* Variable RF/Video Output.
- \* Switchable Video Polarity
- \* Mains powered 220/240V AC 50/60Hz.
- \* Size: 98 x 219 x 240mm.



Price £229.00 + £40.08 V.A.T.



U.K. POST PAID, export enquiries welcome. Visa/Access or cheque with order, payable B. K. Electronics. Official Orders welcome from Govt. Depts., colleges, P.L.C.s etc. Large (A5) S.A.E. for technical leaflets of complete range. Credit card orders are accepted by phone, fax or post. Delivery normally within seven days.



**B. K. ELECTRONICS**  
UNITS 1 & 5 COMET WAY, SOUTHBEND-ON-SEA  
ESSEX SS2 6TR  
Tel.: 0702 - 527572 Fax: 0702 - 420243



# More on the Philips KT3 Chassis

John C. Priest

The well laid out Philips KT3 chassis was used in a number of popular sets that were sold over the years 1980-83. There were Philips and Pye models from 14in. portables to 20in. table models in wooden cabinets, with and without teletext.

## Chassis Details

The chassis consists of a vertical mother board which is well supported in a metal frame and carries the line and field output stages and the chopper transistor and smoothing components, most of the rest of the circuitry being mounted on daughter boards. There are many similarities with the larger screen K30 chassis, and many of the subpanels are interchangeable. The KT3 has a line output transformer with separate e.h.t. and focus units while the K30 has a diode-split line output transformer.

Because of their good reliability these sets are seldom seen in the workshop. Recently however we had a rash of them in.

## A 14in Portable

The first one was a 37KT3052, which is a 14in portable in a white plastic cabinet with simple remote control and incremental channel change. It was completely dead, the culprit being the 4.7 $\Omega$  surge limiting resistor R6191 associated with the mains bridge rectifier circuit. Note that in some manuals it's shown as R6291 in the components list. This used to be a common fault, but as these sets are now around ten years old I would have thought that all the dodgy 4.7 $\Omega$  wirewound resistors would have been weeded out by now.

## Pye 16in Portable

The next set was a Pye 42KT3157, similar to the first but with a 16in. tube, full remote control and teletext. This set had partial field collapse, with the top half of the picture compressed down to the middle half inch of the screen and a fairly normal display in the lower half. It seemed that someone else had already had a go: when the back had been removed we saw that just about every component in the field output stage had been resoldered.

As a quick check I fitted the sync/timebase generator subpanel from the first set. This made no difference to the symptoms and voltage checks around the field output transistors and the driver and pre-driver transistors on the main panel indicated that the fault was in this area. The two output transistors had received previous attention but I removed them for checking. Resistive checks gave them an apparently clean bill of health, but when a transistor tester was used the gain of the upper transistor, a BD233, was found to be only 49 as opposed to 155 with a new sample. So a new BD233/BD234 output pair were fitted, restoring the scan and the voltages to normal. Moral: don't rely on resistive checks only when investigating possible transistor faults.

## Two Philips Portables

The third set, a Philips 14C925 in a silver cabinet, had a faulty tuner which was packed off to those nice people at MCES for attention. It was an ELC2003, but you also come across the U321 in these sets. The associated i.f. modules

differ, so bear this in mind when you're contemplating component swaps from the graveyard.

Set number four was another 14C925. It had what looked like a small golf ball welded to the aerial socket – in fact a coaxial plug corroded by water from the download. Luckily these sets have a separate aerial socket/isolator which is linked to the tuner via a short coaxial lead, so repair was simply a matter of fitting a new aerial socket. A better arrangement than with most modern sets in which, because they have an isolated chassis, the aerial socket is mounted directly on the tuner. With these, water damage can be extensive and expensive, if not fatal.

## Line Output Faults

Set five suffered from hour-glass distortion with no control of the width. The BD234 diode modulator driver transistor T1490 and the BC548 pre-driver T1485 were both leaky, replacements solving this little problem.

Set six, a Pye 42KT3157, tripped at infrequent intervals. There was a lot of greasy/sooty deposit around the line output stage, so this was first cleaned up. The e.h.t. tray was then removed and examined: you sometimes find that there's a pinhole through the bottom to chassis, but this one seemed to be o.k. I then noticed that the set cut out momentarily when any contact was made with the focus or the first anode controls. As both of them (T1572 and R1581) were showing their age I replaced them along with R1580 (2.7M $\Omega$ ) and R1582 (1M $\Omega$ ). A good soak test showed that this had done the trick.

## Goes Red

The complaint with another 3157 was that the picture "goes red". At switch on there was if anything a lack of red. The picture was a pale cyan, then improved considerably over the first three or four minutes to give a good display. But after about half an hour the green gradually faded, leaving a strongly magenta picture. This reverted to normal when the back was removed. Judicious use of the hairdryer and freezer soon pinpointed the TDA3560 colour decoder chip on the luminance/chroma panel as being the cause of the trouble. Note that the 3157 is a teletext set with the later single-chip decoder – the earlier luminance/chroma module has two chips.

The TDA3560 is fitted in a socket which can also give problems. When this happens the best cure is to remove the socket completely and solder the chip to the panel directly. It's necessary to quill the pins before refitting. With this particular receiver however a new chip and grey-scale set-up provided a complete cure.

The main panel socket into which the luminance-chroma module is fitted can also be responsible for intermittent loss of or flooding with different colours. When working on these sets it's worth cleaning and examining all the subpanel connectors.

## Monitor Use

The next set, a 16CT3715, was the Philips equivalent of the 3157. It wasn't actually faulty. The owner used it as a monitor for editing video and camcorder tapes and wanted

video compatibility on more than the single channel (12) provided. Video switching in these sets is carried out on the tuning subpanel at the right-hand side of the cabinet, behind the cover over the tuning potentiometers. There are three four-bit decoder chips, IC856/7/8, on this panel. Each switches three of the twelve channels. Pins 10, 12, 14 and 16 on each chip can be used for video switching, but only pin 16 of IC858 is so used – it switches to the video mode on channel 12 by taking one end of R868 (10kΩ) to chassis, thus turning on transistor TS859. This in turn switches pin 10 of the TDA2571Q chip on the sync panel. If you just want to extend the VCR switching to one or two more channels, further 10kΩ, 0.25W resistors can be added on the print side of the tuning panel (U856), from pins 12 and 14 of IC858 to the junction of R868/R869. Channels 10 and 11 will then be VCR compatible. A quicker and easier way is to link pins 3 and 5 of plug M on the lower edge of the mother board, immediately below the sync module. This makes all channels VCR compatible.

## No Sound

The last KT3 had no sound, a common fault in the early days. The seven-pin DIN headphone socket next to the mains switch has a small slide switch that turns off the loudspeaker when 'phones are in use. It's easy to turn this switch off accidentally when dusting etc. In this case however the

switch was open-circuit, probably because of lack of use. Switch cleaner often provides a cure, but a better solution if the switch is never used is to solder a permanent link across its contacts. When the switch is frequently used a complete replacement headphone-panel assembly can be obtained from Philips under part no. 4822 212 20503. It consists of a socket, switch and isolation transformer mounted on a small PCB.

## Tube Boosting

A final note. When one of these sets shows signs of c.r.t. fading and a replacement is ruled out because of the age or condition of the set, a temporary improvement in picture quality can be achieved by shorting out one of the two chokes L9603/9604 on the c.r.t. base panel. The resultant cathode emission increase provides a dramatic improvement in picture quality, and I know of several instances where doing this has extended the useful life of the set by well over a year. Don't be tempted to increase the boost by shorting out both chokes: this is likely to result in either a cathode-heater short-circuit or an open-circuit heater, both of which make the tube and the set useless. Don't neglect to explain to the customer beforehand what you propose to do and to emphasise that it will provide only a temporary cure, a new tube or set being essential sooner or later.



# Room at the Back

*J. Le Jeune*

It was a busy afternoon in the Electric Dreams workshop. Service Manager Sid had the kettle on the boil and an old Ultra Bermuda colour set – Thorn 8500 series chassis – on his bench. Young Gareth was looking at an Hitachi VT220 with no deck functions, noisy r.f. bypass and a general lack of go. He began to take off the cover. Norman had his head in a Ferguson SRA1 satellite receiver that seemed to be working perfectly well. The customer had complained that it switched between good clean pictures and no picture or sound at all, just a screenful of noise. It would take about an hour after switch on for this to happen: the receiver would then switch between the two states every fifteen to twenty minutes. Norman decided to leave it on and see what happened, turning his attention to a Toshiba 140R3B that wouldn't come out of standby.

Sid switched on the Ultra set and got a picture. The e.h.t. sizzled a bit at the cap, which was not surprising considering that it was a damp day. He switched the set off, discharged the e.h.t. with his wand and took a look at the area around the tube's bowl. After cleaning it carefully, first with methylated spirit and then with a small drop of industrial alcohol, he found that the underside of the e.h.t. cap had been crazed by corona discharge. So he'd have to replace it. After a gigantic clear out a couple of months previously he'd lost his vast stock of defective triplers, kept for the anode caps only,

but there'd been an improvement since then. He went to rummage amongst his little cache of obsolete spares in an old outhouse.

Norman had found the cause of the Toshiba set's problem: D808 had been short-circuit. He replaced the back cover, put the set on the soak test bench and picked up a Mitsubishi HSB30 with no playback picture. Time to get the scope and settle down for a signal tracing session.

Gareth grunted with satisfaction. The voltage regulator chip in the Hitachi VCR had proved to be faulty. He went to order a replacement, stopping to watch Sid's struggle with the Ultra set's e.h.t. cap. Flashes of lightning penetrated the workshop's grimy windows and thunder boomed at shortening intervals. Sid soldered the cavity connector back in place and pushed it into the recess in the final anode cap, then pushed it into the tube and switched on. There was an almighty flash and an almost instantaneous clap of thunder, followed by darkness as the power was cut. Sid steadied his hand and regretted not having brewed a fresh pot before the power went off.

The power soon returned. Norman scoped the Mitsubishi VCR's playback signal path and found that the f.m. didn't go beyond Q2B2. Fitting a replacement transistor restored the playback picture. He turned to the SRA1. The loss of power had allowed it to cool down. To raise the working temperature quickly he forced hot air from a hairdryer through the ventilation slots. This worked: the signal dissolved instantly into noise. Leaving the unit powered up, Norman removed the cover and began to check voltages. In later versions of this satellite unit R145, the safety resistor in the a.c. supply to BR3, was replaced with a small self-resetting fuse called a polyswitch. This is in the LNB supply. Operation of the polyswitch had produced the fault condition. Norman removed the offending item and went to the stores for a replacement. When this had been fitted the SRA1 produced a good picture and sound. Norman put it on the soak test rack. It was getting late: the other patients would have to wait till the following day.

# Modern TV Receiver Techniques

Part 1

Eugene Trundle

The first domestic TV receivers came on the market in 1936. Since then there has been over fifty five years of development in TV receiver circuitry. The product that sits in the corner of the contemporary living room is a very sophisticated one indeed, the culmination of all those years of research and improvement. This new series will look at the circuits and techniques used in modern receiver designs. The idea is to examine each section of the set in turn, see what it does, how it does it and how it interfaces with the rest of the set, with the aim of making everything clear for newcomers to the TV field, those who may have got a bit rusty and practising technicians who never had the time to get to the bottom of such developments as the I2C bus, switch-mode field scanning or colour transient improvement.

With the exception of high-power, high-voltage and stages that handle very high frequencies – and inroads are being made in all three – most TV circuitry is based on integrated circuits that are generally designed and mass-produced for domestic TV applications. We shall look inside typical examples including, later in the series, the digital ones that process the vision and sound signals and provide such advanced features as 100Hz flicker-free displays. To start with however we'll look at basic television to provide a foundation on which to build.

## The TV Signal

The signal being received consists of a carrier wave and its sidebands plus extra carriers and their sidebands for the sound signals and the chroma (colour) information. With a terrestrial transmission the carrier is at a frequency between 470-860MHz, in the UK Bands IV and V. The carrier wave is amplitude modulated by the composite video signal, which consists of an analogue voltage proportional to picture brightness, sync pulse trains at line (15,625Hz) and field (50Hz) rates, the chroma information in the form of a pair of sidebands of a suppressed 4.43MHz subcarrier, and bursts of digital data conveying teletext information. We'll examine each of these in turn as we reach the circuit sections concerned.

Each vision carrier is accompanied by a sound carrier which is at a 6MHz (UK System I) higher frequency and is frequency modulated by the mono sound signal and, for Nicam sound, a third very low-level carrier at 6.552MHz (UK) that carries, in the form of phase modulation, a digital pulse stream from which two high-quality sound signals can be recreated. We'll be looking at the processing of these signals later in the series.

The whole bunch of signals described above is handled as a single entity in the early stages of the receiver. After demodulation each signal is separately processed to produce a colour display on the picture tube and high-quality sound from the loudspeaker(s) – not such high quality if the manufacturer has skimpt on this part of the receiver.

## Receiver Block Diagram

This brings us to the basic colour TV receiver block diagram shown in Fig. 1. Although it's not part of the set the

first and very important stage is the aerial, which is in effect a broad-band tuned circuit, capturing a group of channels. To reduce possible interference the aerial has a directional characteristic and is mounted so that it responds to signals with either vertical or horizontal polarisation. Its downlead forms a matched transmission line to the aerial socket.

## The Front End

The signals picked up by the aerial are applied to the tuner which has three basic functions: to amplify the tiny incoming signal with the minimum addition of noise (since any noise added here will be amplified in subsequent sections of the receiver); to provide selectivity, suppressing out-of-channel signals; and to convert whichever channel is selected by the user to a fixed set of carrier frequencies that remain the same (in the 30-40MHz region) regardless of the transmitted carriers being received. The new carriers, called i.f.s (intermediate frequencies), make it easier to design the filtering and bandpass circuitry required to select the wanted vision and sound signals and reject any on adjacent channels.

The tuner is followed by the i.f. section which consists of a selectivity filter, an amplifier and a demodulator. In most receivers this handles the vision and sound carriers together. The selectivity filter has a sharply-defined response: it rejects all but the wanted vision and sound signals; balances the energy in the sidebands of the vision signal; establishes the correct ratio of vision and sound carrier level; and provides sharp suppression of the carriers in the adjacent channels. The following amplifier raises the level of the wanted carriers to that required for efficient demodulation. It includes an a.g.c. (automatic gain control) loop to ensure that the level of the signal presented to the vision demodulator remains constant over a very wide range of input signal levels at the aerial socket. A.G.C. is also applied to the tuner to reduce the gain here in the presence of a very strong r.f. input. A second feedback loop to the tuner provides a.f.c. (automatic frequency control) to correct any tendency to deviate from the correct i.f.s.

The vision demodulator samples the level of the vision signal once per carrier cycle: integration of these samples produces a facsimile of the original video modulation. What emerges, after filtering, is the composite video signal complete with the colour subcarrier, the text data and any other items (such as test and programme identification signals) added at the transmitter. Also the sound signals. These items are separated by filters that select particular groups of frequencies which are then passed to their own processing circuitry. We'll consider the mono sound signal first – the added complication of Nicam will be left till another time.

## FM Audio

Because, with the UK System I, the transmitted vision and sound carriers are exactly 6MHz apart the i.f. carriers in the receiver are likewise 6MHz apart. Non-linearity in the demodulation process gives rise to a beat between them, the result being a 6MHz intercarrier signal that contains the

# MANOR SUPPLIES

MKV PAL COLOUR TEST GENERATOR  
FOR DOMESTIC TV & VCR.

TEST  
DEMONSTRATIONS  
AT 172  
WEST END LANE



- ★ 40 different patterns and variations.
- ★ Fully interlaced sync pulses with correct picture blanking
- ★ EBU colour bars, BBC colour bars, whole rasters & split bars (specially useful for VCR service), white, yellow, cyan, green, magenta, red, blue and black
- ★ Chequerboard
- ★ Mono outputs with border castellations, cross hatch, grey scale, vertical lines, horizontal lines and dots, UHF modulator output plugs straight into receiver aerial socket.
- ★ Additional video output for CCTV & VCR.
- ★ Facilities for sound output.
- ★ Easy to build kit, standard parts. Only 2 adjustments. No special test equipment required.
- ★ Mains operated with stabilised power supply.
- ★ All kits fully guaranteed with back-up service.
- ★ Also available with VHF Modulator.

Price of Kit **£75.00**  
Case (10" x 6" x 2 1/4") app **£15.00**  
Optional Sound Module (6MHz or 5.5MHz) **£3.90**  
Built & Tested in Case including Sound Module **£122.00**  
Post/Packing £4.50  
Add VAT 17.5% TO ALL PRICES

## PAL COLOUR BAR GENERATOR (Mk4)

- ★ Output at UHF, applied to receiver aerial socket.
- ★ In addition to colour bars R-Y, B-Y etc.
- ★ Cross-hatch, grey scale, peak white and black level.
- ★ Push button controls, battery or mains operated.
- ★ Simple design, only five i.c.s on colour bar P.C.B.
- ★ Backup service available.

PRICE OF MK4 COLOUR BAR GENERATOR KIT  
**£35.00. CASE £5.80. BATT HOLDERS £4.20**  
MAINS SUPPLY KIT **£5.80**  
(Combined P&P £4.50)

VHF MODULATOR (CH 110-4) FOR OVERSEAS **£6.80**  
EASILY ADAPTED FOR VIDEO OUTPUT & C.C.T.V.

ADD  
VAT  
17.5%

## LINE OUTPUT TRANSFORMER TESTER

- ★ Saves time and money.
- ★ Checks short turns.
- ★ Simple to use
- ★ Reliable.
- ★ Battery operated.
- ★ Pocket size.

PRICE **£20.00**  
POST/PACKING **£2.50**

ADD  
VAT  
17.5%

## INFRA RED REMOTE CONTROL TESTER

- ★ Pocket size.
- ★ LED + audible indication.
- ★ Simple to use.

PRICE **£20.00**  
POST/PACKING **£2.50**

## KITS AND PROJECTS

SAW IF AND TUNER UNIT complete and tested for video & audio outputs **£28.50** p.p. **£1.80**.  
PAL DECODER KIT (Video to RGB) for Monitors **£27.00** p.p. **£1.80**.  
PAL ENCODER KIT (RGB to Video) **£18.50** p.p. **£1.80**.  
CRT TESTER & REACTIVATOR KIT For Colour & Mono complete with Case, Panel Meter Indicator - can be adapted for latest CRTs **£40.00** p.p. **£4.50**.

# TV & VIDEO SPARES

## REMOTE CONTROLS

Replacement for: Ferguson, Hitachi, Philips, Panasonic, Grundig, I.T.T., Sony, Saisho, Granada, Saisho + many others  
Phone for make and model no.

## PHILIPS SPARES

MANUALS CF1, CTX-E, CTX-S, CP90, CP110, GR1AX, G90AE, 2B, 3A, NC3-CR **£7.50** p.p. **£1.80**, 2A **£10.50** p.p. **£1.80**, KT3 **£25.00** p.p. **£1.80**  
SYSTEM 4 KT4, K40 **£22.00** p.p. **£3.00**  
BACK UP BATT. 2.4V **£3.80** 1.2V **£2.00** p.p. 90p  
K30, KT4, CTX-EHT Lead **£4.90** p.p. **£1.06**

## THORN/FERGUSON SPARES

9000 Series IF/Decoder tested **£10.00** p.p. **£2.80**  
TX10 Focus control **£8.50** p.p. **£1.80**  
TX9/10 Remote & tuning 1515N **£5.00** p.p. **£1.80**  
TX10 Stereo Audio Board **£3.50** p.p. **£2.50**  
TX100 Chopper TX **£22.80** p.p. **£2.50**

## IC SELECTION

AN5521	£3.80	SAB3037	£8.80	TBA120S	£1.20	TDA2594	£3.80	TDA4503	£5.80
AN5900	£2.20	SAF1032	£4.50	TBA750	£2.20	TDA2595	£4.80	TDA4505	£6.80
BA6238A	£2.80	SAF1039	£2.20	TBA920	£2.80	TDA2600	£6.80	TDA4555	£9.80
CN562	£4.80	SL470/471	£4.00	TBA950	£2.20	TDA2611A	£1.90	TDA4600	£3.85
FRG07	£7.20	SL486	£3.20	TCA270	£1.80	TDA2640	£3.20	TDA4601	£2.80
HA11211	£2.80	SL490	£3.80	TCA800	£6.80	TDA2653A	£3.20	TDA4610	£6.80
HA11423	£2.10	SL1430	£1.80	TDA1035T	£2.40	TDA2654	£5.70	TDA4950	£1.60
HA513385P	£11.80	SL1432	£1.40	TDA1037	£1.90	TDA2655B	£8.60	TDA5510	£12.50
LA4445	£3.80	SN76226DN	£1.80	TDA1044	£2.90	TDA2670	£3.20	TDA5850	£2.80
LA7800	£1.80	SN76705	£9.80	TDA1060	£3.80	TDA2680	£3.80	TDA8153	£7.80
LA7520	£2.80	STK5325	£6.80	TDA1082	£4.80	TDA2690	£3.80	TDA8180 Kit	£7.50
LA7801	£3.50	STK5332	£6.80	TDA1179S	£2.20	TDA2780	£6.80	TDA8190	£3.80
LA7830	£2.80	STK5333	£18.40	TDA1188	£2.40	TDA3190	£4.20	TDA9403	£3.80
M293B1	£11.80	STK5338	£6.80	TDA1193Z	£2.20	TDA3301	£7.50	TDA9503	£3.80
M490BB1	£14.80	STK5337	£7.80	TDA1432P	£5.70	TDA3300	£6.80	TDA9513	£4.80
M491BB1	£9.80	STK5339	£6.80	TDA1473	£2.80	TDA3500	£6.80	TEA1009	£2.20
M494	£9.80	STK5421	£6.80	TDA1524	£6.80	TDA3505	£4.50	TEA1014	£3.50
MC13002P	£5.80	STK5422	£8.50	TDA1670A	£3.20	TDA3510	£9.80	TEA1039	£1.80
ML237	£3.80	STK5471	£6.50	TDA1701	£3.80	TDA3540	£2.50	TEA2018A	£2.20
ML926	£4.80	STK5481	£5.80	TDA1770	£3.20	TDA3541	£3.50	TEA2029	£5.80
MN15425	£15.80	STK5482	£5.80	TDA1870	£6.80	TDA3561A	£5.80	TEA2165A	£6.80
SAA1024	£5.80	STK7308	£6.80	TDA1872	£9.80	TDA3562A	£5.80	TMS1000N21.1	£3.80
SAA1025	£5.80	STK7348	£10.80	TDA1908	£2.80	TDA3565	£3.80	TMP47C432AP	£7.50
SAA1124	£3.50	STR441	£7.80	TDA1940	£3.20	TDA3566	£5.80	8189	£13.50
SAA1250	£3.80	STR450	£6.80	TDA1950	£3.50	TDA3571	£2.80	TMP47C434N	£7.50
SAA1251	£8.40	STR451	£7.80	TDA2040	£7.80	TDA3576	£10.50	3555	£16.80
SAA1293.02	£8.80	STR454	£5.80	TDA2150	£3.20	TDA3640	£5.20	TMP47C434N	£7.50
SA45000	£2.80	STR4211	£6.80	TDA2270	£2.80	TDA3650	£9.80	3559	£15.80
SA45010	£5.80	STR5412	£6.80	TDA2540	£5.80	TDA3651	£4.20	TUA2000	£8.50
SA45012	£5.80	STR50020	£10.80	TDA2548	£5.80	TDA3653A	£3.80	U4606	£14.80
SA45020	£5.80	STR50103	£5.80	TDA2575A	£7.80	TDA3633B	£3.20	UC3844N	£4.95
SA45030	£6.80	STR54041	£6.80	TDA2577A	£4.80	TDA3654	£3.20	UPCI378	£1.90
SA45040	£6.80	STR58041	£6.80	TDA2578	£3.80	TDA3658	£5.50	UPCI394	£3.80
SA45050	£11.80	STR6020	£5.80	TDA2579	£3.80	TDA4442	£6.80	UPCI420	£8.60
SA45231	£7.80	TA7680AP	£5.80	TDA2581	£2.40	TDA4500	£5.80	UPCI488	£3.20
SA45243	£23.50	TA7687P	£5.80	TDA2582	£2.80	TDA4501	£7.80	IC p.p. 90p	
SAB3035	£6.80	TA7698P	£6.80	TDA2595	£1.50	TDA4502A	£13.50		

## LINE OUTPUT TRANSFORMERS p.p. £1.80

AMSTRAD 2200	£21.80	PHILIPS 320	£2.80
DECCA 100	£10.80	PHILIPS KT3	£13.80
FIDELITY ZX2000 CTV140	£15.50	PHILIPS K30	£31.80
FIDELITY ZX2000	£14.50	PHILIPS CTX-E/S	£27.50
HINARI CT4, CT5	£24.80	PHILIPS KT4	£22.40
HITACHI CPT1455, 1456, 1476, 1491	£28.80	PHILIPS KT4	£25.80
HITACHI CPT1446/46 PN2432981	£21.80	PHILIPS K40	£27.50
HITACHI CPT2174/76/78	£28.80	PHILIPS 3A, 2B	£23.80
HITACHI PN2435752	£21.80	PHILIPS CF1	£32.80
ITT Compact B, 110	£19.80	PHILIPS CP90	£28.50
ITT Compact B, 110	£17.80	PHILIPS CP110	£24.25
ITT Compact 80, 90	£22.80	PHILIPS GR1AX	£25.90
ITT Compact 80, 110 FST	£19.80	PHILIPS NC3	£22.50
ITT CVC 20	£9.80	SAISHO/MATSUI 3714002	£21.80
ITT CVC 25, 30, 32	£10.80	SANYO CTP7132, 80P Chassis	£39.80
ITT CVC 45	£9.80	SONY KV1882	£35.00
ITT CVC 80, 800, 800	£24.00	SONY KV2092/6	£34.50
ITT CVC1100, 1206, Pcos	£18.50	SONY KV2704	£60.00
ITT CVC1150, 1175	£22.80	SONY KV2752	£48.00
ITT CVC1200, 1201, Mini 2	£18.50	THORN 9000	£9.80
ITT CVC1204	£11.50	THORN 9600	£9.80
ITT CVC1210/12/15/17	£17.80	THORN ICCS	£24.00
ITT Digi 3, 110	£19.80	THORN TX9	£21.50
ITT Core 100, 90	£19.80	THORN TX10 (Chopper)	£19.80
ITT Core 110 FST	£19.95	THORN TX8S	£19.80
ITT TX3326/7	£22.80	THORN TX90 14"	£19.80
ITT TX3446	£22.80	THORN TX90 20"	£21.80
ITT Monoprint A	£21.80	THORN TX100, 110 Green Spot	£19.80
ITT Core 110 FST	£19.95	THORN TX100 90 EST Yellow Spot	£21.80
LOEWE Classic M124, M27	£33.00	THORN TX100 EST T6045L	£25.50
LOEWE Contur M27	£33.00	THORN TX100 Blue Spot	£21.80
LOEWE Other (Quote model No.)	£21.80	POST PACKING LOPTS	£1.80

## TRIPLERS EHT MULTIPLIERS

CONTINENTAL UNIVERSAL TVK & BG RANGE (Quote exact no.) **£13.80**  
U.K. UNIVERSAL (best quality) **£7.80**  
DECCA/TATUNG BG 200/44 TYPE **£7.80**  
GRUNDIG BG 2077-642-1001/1002/1003/1004 **£21.80**  
GRUNDIG BG 2087-642-1006 **£21.80**  
THORN 9000 **£9.80**  
MAINS TRANSFORMERS: 6.3 Volts CRT boost **£6.80** p.p. **£1.80**  
Mains Isolating 500VA **£51.25** p.p. **£5.25**  
MISC: 455 CRYSTALS for handsets, 4 for **£2.00** p.p. **80p**  
VHF to UHF Converters **£35.00** p.p. **£2.80**  
DEGAUSSING ROD **£33.75** p.p. **£2.80**  
TRANSPARENT VIDEO SERVICE CASSETTE **£6.80** p.p. **£1.80**

HOW TO ORDER: ADD p&p TO ORDER + VAT 17.5% TO THE TOTAL  
PRICES ARE SUBJECT TO CHANGE WITHOUT NOTICE



Telephone 071-794 8751/794 7346  
Fax 071-431 5778



**MANOR SUPPLIES**  
172 WEST END LANE, LONDON NW6 1SD



frequency modulation of the original sound carrier. This can be selected by a sharply-tuned filter, amplified and clipped to remove any amplitude variations, then fed to an f.m. demodulator to recover the sound signal. The demodulated sound is finally equalised, amplified and fed to the loud-speaker.

## **Video Feeds**

We don't want the 6MHz intercarrier sound signal in the vision stages of the TV set – it would beat with the vision signal to produce patterning on the screen. So the 6MHz signal is filtered out by a sharply-tuned rejector circuit. After this the vision signal goes along four paths: luminance, chrominance, teletext (if incorporated) and sync.

## **Luminance and RGB Signals**

The luminance signal carries the brightness information and is all that a monochrome set requires to produce pictures (plus sync pulses of course to synchronise the display). To prevent patterning the accompanying colour subcarrier is stripped from the luminance signal by a narrowband rejection filter tuned to the 4.43MHz colour subcarrier frequency. The luminance signal is then clamped to restore and maintain the correct black level, amplified and delayed by about 800µsec so that it remains in step with the chroma signal – the latter gets delayed because it passes through relatively narrowband circuits, which have this effect. Finally the luminance signal is added separately to the colour-difference signals produced by the decoder, the result being the three RGB (red, green and blue) signals. These are the primary-colour signals required by the tube to produce a full-colour display. The shadowmask tube's three cathodes require about 70V peak-to-peak drive. So the RGB signals are boosted by high-voltage transistor amplifiers that are usually mounted on the tube's socket-base board. A very few sets have used an i.c. for this purpose.

## **Chrominance Signal**

The signal that contributes the colour to the display is carried in the sidebands of a 4.43MHz carrier which is itself suppressed at the transmitter. It's called the chrominance signal, or chroma signal for short, and consists of two colour-difference signals, R – Y and B – Y (red minus luminance and blue minus luminance). Transmitting colour-difference signals instead of primary-colour signals enables the colour to be added to the brightness information in a colour receiver: the technique means that the signal is compatible, i.e. a monochrome receiver can simply ignore the colour signal and produce a monochrome display. The two colour-difference signals transmitted modulate the colour subcarrier in quadrature, i.e. with a 90° phase difference. After demodulation the phase of the signal indicates the hue, i.e. colour, while its amplitude indicates the saturation, i.e. strength. What about green? A G – Y colour-difference signal can be produced in the colour decoder by adding together the R – Y and B – Y signals in certain proportions.

Before the hue and saturation can be detected it's necessary to recreate the missing chroma carrier, i.e. the continuous 4.43MHz wave that's suppressed at the transmitter to avoid patterning and interference on the picture. This is done by including in the colour decoder a stable, crystal-controlled oscillator that's locked to the 4.43MHz colour subcarrier frequency. To enable this phase locking to be carried out a sample 4.43MHz signal called the colour burst

is transmitted during the sync pulse period – it's included on the back porch of the line sync pulse. More on this when we come to colour decoding.

A high-pass filter extracts the chroma signal from the composite video. It's then set at a constant level by an a.c.c. (automatic chrominance control) loop which samples the colour burst – this is transmitted at a constant level and is thus a reliable indicator of the chroma signal strength. Because the chroma signal is phase (as well as amplitude) modulated, demodulation has to be carried out by timed demodulators. These can be considered as two gates that are opened one after the other at precisely-timed instants during each subcarrier cycle, the timing being controlled by the recreated subcarrier. The outputs from these sample-and-hold circuits are the two transmitted colour-difference signals, R – Y and B – Y, whose levels have to be adjusted to compensate for weighting carried out at the transmitter (to prevent the transmitter being over-modulated). Matrixing (adding signals in various proportions) then produces the G – Y signal and finally the RGB signals.

The amplitudes of the colour-difference signals are set by the user's colour/saturation control, the contrast control sets the level of the luminance signal while brightness is set by adjusting the luminance signal clamping level.

The PAL colour-encoding system introduces a modification to the phasing of the chrominance signal (PAL = phase alternation by line): we'll examine this when we come to consider decoding in greater detail in a later article.

## **Synchronising the Scans**

To ensure that the individual pixels (picture elements) that make up the colour image on the tube's screen occur at the correct positions, the TV set's line and field scanning generators must be held in precise step with those in the studio. This is the purpose of the sync pulses that are inserted in the video waveform. A line sync pulse occurs at the end of each line and a field sync pulse train at the end of each field. In the very early days the line sync pulses were used directly to trigger the TV set's line waveform generator. This is not a very good idea since interference etc. can give rise to misfiring. Instead flywheel sync arrangements of varying degrees of complexity are employed. The incoming sync pulses are used as a reference to control a phase-locked loop of which the line oscillator forms a part. In theory we no longer need to transmit field sync pulses since they can be obtained by counting down from the line sync pulses, something that was unthinkable in the pre-i.c. days. In practice the field sync pulse train is usually integrated and used to trigger the field oscillator.

It's simple to separate the sync pulses from the rest of the video signal: as they are "blacker than black", i.e. below the signal black level, they can be separated by amplitude slicing. The line and field sync pulses can then be sorted out on a frequency-selective basis.

## **Line Scanning**

The duration of each field is 20msec, during which 312.5 horizontal scanning lines must be traced out on the face of the picture tube. This represents a line scanning frequency of 15,625Hz. So the line timebase, the section of the set that controls the horizontal deflection of the beams in the tube, starts with an oscillator (more correctly described as a timing pulse generator) that runs at this rate, synchronised as outlined above to the transmitted sync pulses by means of a phase-locked loop. The line oscillator's output consists of drive pulses with a carefully chosen duty cycle (ratio of

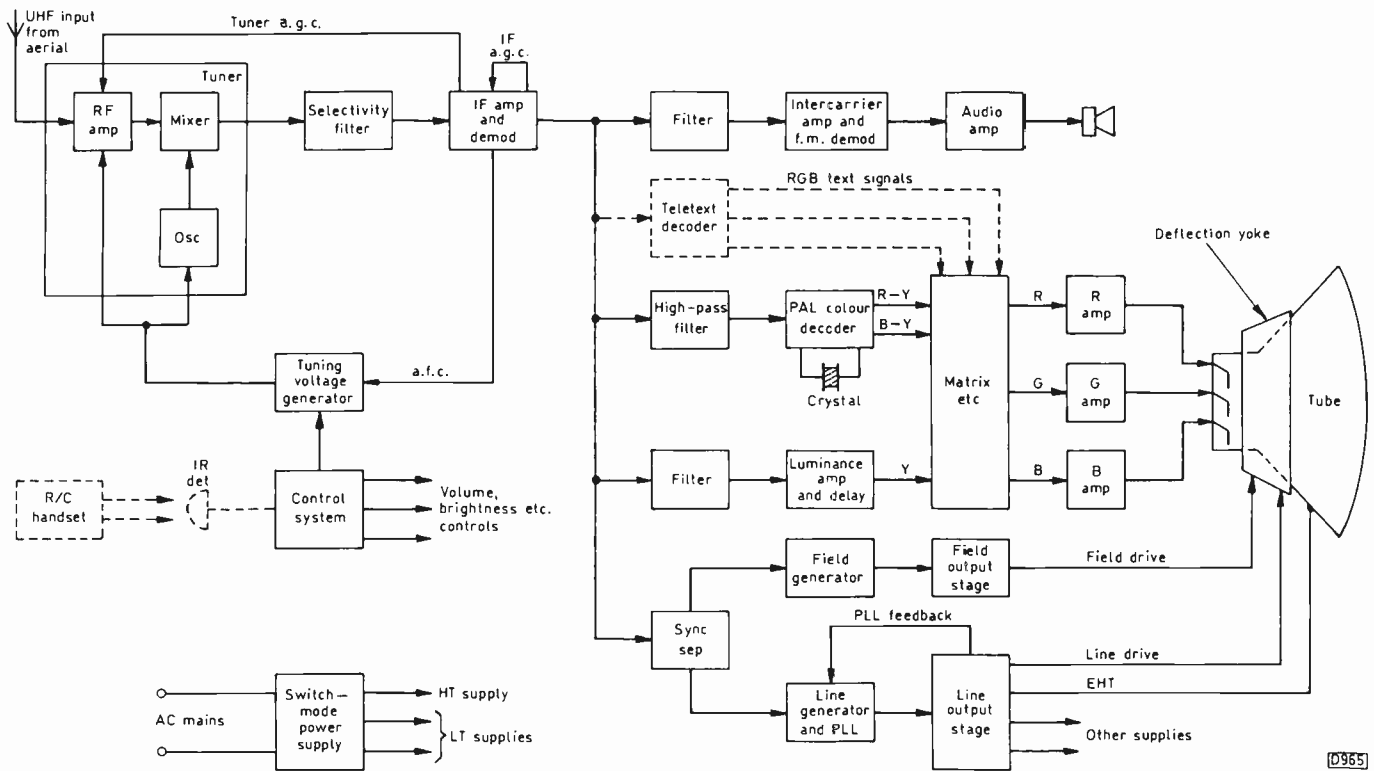


Fig. 1: Simple block diagram of a basic colour TV receiver.

"on" to "off" times). They are used to open and close an electronic switch, the line output transistor, once per scanning line. Each time this switch closes, a d.c. voltage is applied to an inductance consisting of a combination of the line output transformer and the line scan coils. The latter are wound on the tube's neck and produce electromagnetic fields to deflect the three beams in the tube.

When the line output switch closes, the d.c. voltage which is then present across the line output transformer's primary winding gives rise to a linearly increasing current flow through the winding. This in turn produces a linearly rising magnetic field in the neck of the picture tube. The scanning beams are thus deflected to the right (viewed from the front of the tube). About 25µsec later they have reached the right-hand edge of the screen, at which point the line output transistor is switched off. This action results in a rapid collapse of the magnetic fields in the transformer and the deflection yoke (scan coils). Consequently the beams rapidly return ("fly back") to screen centre. By using a capacitor to tune the line output stage, the flyback action is converted to a half cycle of oscillation. This means that the beams pass through screen centre to the left-hand side of the screen. The energy has not yet been dissipated: the flyback is followed by a clamping period which has the effect of returning the beams towards screen centre. At the point where the scanning energy has decayed to zero the line output transistor is switched on again. The process continues at the line scanning rate, while all the time the beams are being more slowly deflected from the top to the bottom of the screen by the field (vertical) deflection system, thus scanning out a series of parallel lines. As the scanning lines are drawn out on the screen, the three superimposed beams are modulated by the RGB signals to build up the full-colour pictures.

The line output stage also produces various supplies for the receiver, in particular the tube's e.h.t. (final anode) supply. The reason for using the line output stage for this purpose is to make optimum use of the energy generated in

the stage, thus reducing the set's overall power consumption. We'll return to this in a moment.

### Field Scanning

The efficient switching system used for line deflection is possible because at 15.625Hz the line output transformer and scan coils are virtually pure inductors able to generate within themselves the required sawtooth current waveforms. The same is not true of the field scan coils which, at 50Hz, are largely resistive. They therefore have to be fed with a carefully shaped sawtooth waveform.

Again the field timebase starts with an oscillator/timing pulse generator which is locked to the transmitted sync pulses. The precision-timed pulses are used to control the charging and discharging of a capacitor, which thus produces a sawtooth voltage waveform with a rise time of about 19msec and a flyback time of about 1msec. This waveform is usually amplified by a class B power amplifier that's not unlike the audio output stage used to drive a loudspeaker. In this case however the load is the vertical scan coils, whose linearly falling and relatively fast rising currents create in the picture tube neck the required alternating magnetic field to deflect the scanning beams vertically. The flyback this time returns the beams to the top of the screen.

We shall look at some alternative field scanning arrangements later in this series.

### Power Supplies

A TV set's power requirements are many and various. The signal processing and decoding sections require a stabilised, low-voltage supply. The field and sound output stages are operated at somewhat higher voltages and have a higher current requirement. Logic and control systems call for closely-regulated 5V and 12V lines. The RGB output stages need about 200V, at low current. For tuning a very

closely-stabilised 33V supply is required. The line output stage has the highest current consumption, not because of its scanning action – this process is highly efficient – but because it generates the operating voltages and currents for the picture tube. The line output transformer, throbbing with magnetic energy, is harnessed for this: secondary windings and an overwinding provide the tube's heater power, its first anode and focus voltages and, in particular, the final beam accelerating voltage (the e.h.t.). With a large tube this voltage requirement is typically 25kV, with a current drain of 1mA or more when the picture is bright. This 25W demand is met by an overwinding and voltage-multiplier arrangement. Until a few years ago the voltage multiplier was a separate unit (the tripler); with the advent of the diode-split transformer the multiplier system is built in, made up of several series-connected cells each consisting of capacitance, inductance and a diode. The transformer also generally provides the supplies for the RGB output stages, the field output stage and the low-voltage supplies – in fact it may provide virtually all the supplies required by the other parts of the set.

The line output stage itself requires a stabilised h.t. supply of typically 140V. This is provided by a switch-mode ("chopper") d.c.-to-d.c. converter that draws power from the domestic mains supply. It acts as an efficient

converter, very often producing some of the other supplies required by the set. In fact in a few designs it generates the e.h.t. Stabilisation is provided by a feedback loop which controls the on/off switching of the circuit, whose main elements are a switching transistor and a transformer – very similar in fact to the line output stage, but generally without the tuning.

### Control Systems

We've left ourselves with little room to consider this important aspect of the TV receiver but will have plenty to say later. A simple manually-operated set doesn't need any form of internal "management" system. Those with remote control may have anything from a simple decoder/matrix chip to a full-blown microcontroller i.c. with associated bus lines, data memories and interfacing chips. We'll look at examples of these in a later installment, along with the serial data formats they use.

### Next Month

The next installment will start at the beginning again, with a close look at TV tuners, including those used for satellite TV reception.



# Satellite Notebook

Nick Beer

Some more modification and fault notes as *Television* keeps its finger on the pulse of the retail satellite TV world.

### Cambridge/Finlux/Ferguson Interaction

A letter from Ian Radley, Managing Director of Cambridge Computer Ltd., in the September issue commented on the interaction I previously mentioned in this column between the Cambridge manufactured Finlux SR5100 and the Ferguson Model 51P7 (TX98 chassis). With a view to helping readers who encounter the problem I attempted to discover what the modification is that Mr. Radley says Ferguson has devised. Ferguson wasn't able to advise on a specific modification for interaction with the Cambridge/Finlux equipment but pointed out that the well known remote control modification for this chassis cures a very similar problem encountered with an Amstrad satellite TV receiver.

### Ferguson Modification

The modification is to use capacitive coupling for the output from the SL486 IR amplifier chip IC984. To do this proceed as follows. (1) Withdraw the chassis and remove the front control panel assembly to gain access to the IR amplifier. (2) Remove the IR amplifier's screening plate. (3) Cut the print close to pin 11 of IC984. (4) Solder an 0.1µF disc ceramic capacitor between pin 11 of IC984 and the adjacent solder pad in the track to pin 2 of PL311 (the capacitor bridges the cut made in the printed track to pin 11 of IC984). (5) Make sure that the value of R195 is 1.5kΩ – if not, replace it with a resistor of this value. (6) Refit the screening plate, reassemble and test (at various distances from 4 to 24ft) to confirm that a cure has been achieved.

There's a similar modification for Models 14M2 and 36K2 (TX89 chassis).

Is this the modification to which Ian Radley referred? I tried to obtain confirmation but haven't managed to do so to date. Perhaps he'll reply to this article.

### Salora 5902/ITT Nokia SAT1100

This is undoubtedly one of the best Ku band satellite TV receivers around. A review appeared in these pages when it was launched a few years back. Now however, with the main requirement being for IRDs, the 5902/SAT1100 is no longer so popular with customers. As a result some of these receivers are becoming available second-hand and, more to the point, some brand new ones are available from Sendz

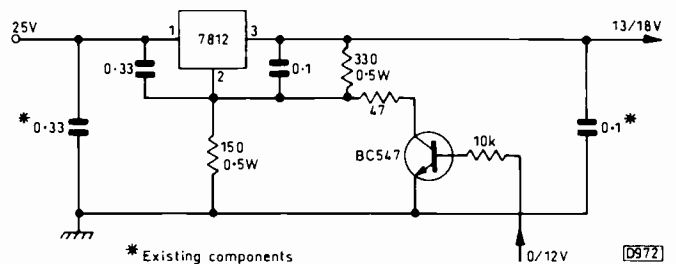


Fig. 1: Modification to provide a switched 13/18V supply from the 5902/SAT1100 receiver.

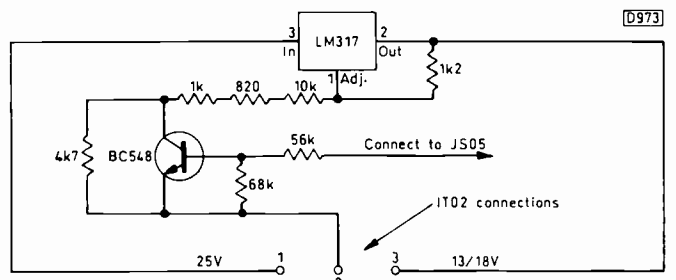


Fig. 2: Alternative modification to provide polarisation switching with a Marconi LNB.



Components. It's a receiver that is well worth consideration by anyone who wants to play around with satellite TV reception, possibly feeding it from a couple of dishes. As it was marketed for Astra reception it doesn't have facilities for driving a motorised dish.

One important point is that despite what it says in the instruction book in the box with the units from Sendz not all of them will, as supplied, control the polariser in a Marconi type LNB, i.e. provide d.c. voltage switching.

The units supplied to the retail trade were designed to drive an electromagnetic polariser via a barrel plug. There was an alternative version, supplied to Granada, designed to supply a Marconi LNB. I was contacted by someone who had purchased a 5902 from Sendz and, from me, a dish kit with a Marconi compact horn LNB. He said he could receive only the horizontally polarised channels because the receiver permanently delivered 18V d.c. from the LNB sockets. The instruction book said that selecting P0 or P7 would give 13V or 18V. It didn't – why? Because the LNB supply came from a straight 18V regulator – the switching option wasn't fitted. I contacted Nokia satellite technical who provided details of two possible modifications that provide a solution.

The first uses the input select button on the remote control unit for polarity switching. It has the disadvantage that the second LNB input can no longer be used. To carry out the modification proceed as follows. Cut the wire to pin 8 (input select) of the tuner and connect it to chassis (pin 1). Replace the 7818 regulator in position IT02 with a 7812 and the extra components shown in Fig. 1. Mount the regulator on the heatsink using an isolator. Make two cuts in the earth print connected to pin 2, one at each side, to provide a print land for the connection of the added components. The 0/12V switching signal required is obtained from the PCB at the back of the receiver. Connect it via a 12cm length of insulated wire.

The second method, which I feel is better, uses P0 and P8 (polariser control) to switch between polarities. Proceed as follows. Remove the 7818 regulator IT02. Replace it with an LM317 regulator and the circuit shown in Fig. 2. Mount the regulator on the heatsink, using a mica washer – you will have to drill the heatsink. The extra components can be mounted on a small piece of Veroboard which will stand upright in the IT02 position. Note that the pin connections of the LM317 and 78 series regulators differ.

When testing don't be misled by the fact that the open-circuit voltages, i.e. without an LNB connected, will be higher than 13/18V.

### **Ferguson SRV1/Pace SS9000**

Last month I described a problem with the tuner used in this IRD – the symptom was patterning. Ferguson has now identified the cause, which is failure of C416. It's a very small 2.2µF electrolytic in a green plastic sleeve, towards one corner above a square i.c. Heat from this chip is thought to be the cause of the problem. You can check by applying slight heat to the capacitor – place the tip of a soldering iron close to it. The result is likely to be that the beat pattern lines change from horizontal to vertical. A high thermal stability capacitor with suitably small dimensions is available from RS Components – stock code 116-830 (it's a Panasonic component). In view of the cost of the tuner it's very helpful to know the cause of this fault – well done Ferguson.

Here's another bit of advice from Ferguson. If the power supply in this unit runs at the wrong speed check that C12 (33nF) is fitted.

# Next Month in TELEVISION

## **SERVICING THE TATUNG 190 CHASSIS**

A feature of this compact chassis is the f.e.t. chopper which is controlled by a TDA4605 chip. Fault finding in this area could cause problems - but not after reading Duncan Grant's authoritative guide in next month's issue! Duncan provides a detailed rundown on the faults you may encounter.

## **TV RECEIVER TECHNOLOGY**

In Part 2 of his new series Eugene Trundle takes a detailed look at tuners and the basic business of converting to i.f. Subjects covered include the satellite TV LNB.

## **NICAM STEREO ON A SHOESTRING**

How to use a surplus Nicam decoder panel available from Sendz Components to receive digital stereo sound. Details of the panel modifications required and an audio interfacing circuit to feed an external stereo amplifier, with automatic Nicam/f.m./VCR switching and powering up when a tuner input is present, are provided.

## **SERVICING THE PHILIPS 2B CHASSIS**

Richard Newman follows his recent coverage of the 2A chassis with notes on this stereo sound version.

## **REPAIRS TO STORM DAMAGE**

Steve Cannon lives in an area that's subject to lightning strikes. This has made him something of an authority on the faults caused by lightning and the repairs necessary.

## **PLUS ALL THE REGULAR FEATURES**

To.....  
(Name of Newsagent)

**Please reserve/deliver the February issue of TELEVISION (£2.20), on sale January 20th, and continue every month until further notice.**

Name.....

Address.....

.....

.....

# TV Fault Finding

*Reports from Philip Blundell, AMIEE, Steve Cannon, Chris Watton, Brian Storm, Ed Rowland, G. Bakawala, Graham W. Rees, Alan R. Bayly, Graham Richards, Alfred Damp, Richard Newman, John Edwards and Richard J. Avis*

## Alba CTV2

Beware the coffee-coloured resistor! The only snag is that this set is full of them. You may have come across this type of resistor being supplied to the trade by one of the wholesalers over the past few years. They fail if used in high-voltage situations. In this case the set was dead and R81 (100k $\Omega$ ) was open-circuit. It provides a start-up feed for the TEA2018A chopper control chip IC5. **P.B.**

## Philips GR2-1AA Chassis

This set was dead with the standby light flashing. In fact the power supply was running but the line output stage wasn't. The start-up voltage at pin 16 of the TDA2579 timebase generator chip was low at 5V because the feed resistor R3455 had risen in value from 1k $\Omega$  to 5k $\Omega$ . It's a safety resistor, part no. 4822 051 10102. **P.B.**

## Sony KVA2512 (AE1C Chassis)

A common dry-joint fault with this chassis produces the following intermittent symptoms: the picture rolls, goes black-and-white with a pulsing picture, or line twitching occurs at the top of the screen. The remedy is to resolder the chassis can connection on the digital video panel. Remove the panel from the motherboard and take off the can on the copper side of the panel. The dry-joint occurs at the lower, left can connection, looking at the copper side with the can to the top. The video processing around this part of the board relies on the can as its chassis connection. Sony has issued a modification sheet on this fault. **S.C.**

## Ferguson TX100 Chassis

The customer's complaint was that the field collapsed when the set had been on for an hour. But it wasn't a field fault, instead a rather curious power supply fault. When I'd had the set on for about half an hour a slight whining noise from the power supply developed. This increased over a period of fifteen minutes, then the field collapsed. Checks showed that something was wrong with the supply to the field output stage – in fact all the secondary outputs from the power supply were quite low.

By this time the power supply sounded like a jumbo jet taking off about thirty yards away, and in an attempt to persuade me to switch the set off gestures were being made and things were being thrown in my direction. The set was duly turned off and, after a bit of thought, I switched on again and went in search of the cause of the offending commotion. Though the sound came from the chopper transformer it seemed unlikely that this was responsible: I could count on one hand the number of faulty chopper transformers I've had in sets of any make. But all fingers pointed at it, so out it came. A larger, black type from a scrap chassis was half-heartedly fitted. This involved a bit of a crush as some redundant pins for a non-existent socket got in the way. I soldered the transformer in at thirty degrees to the PCB just to prove the point, honest, and prove the point it did. Not a squeal was heard and the voltages remained steady for hours.

It was time to order a new transformer from Ferguson.

After all, it's a safety component that has to be the same as the original. When the package arrived and was opened my face fell in despair. The transformer was of the larger, black type that just didn't want to go in. I was about to lob the jiffy bag that had contained it when something fluttered out. Yep, it was the mod. kit. The packet contained a few components that had to be changed, and one sentence in the fitting instructions met with great elation. "Remove the redundant pins, if fitted, near the transformer mounting holes." They were out in a flash, the new transformer was fitted and the mod. kit worked absolutely. Another "top banana" repair had been successfully completed. **S.C.**

## NordMende Prestige 72

This set didn't tune correctly and Band IV couldn't be selected – the channel numbers reached only 23. Any method of programming had no effect. I wondered whether the memory chip was full or faulty but a replacement back-up battery restored normal operation. **C.W.**

## Philips CTX Chassis

This set was dead. There was 320V at the collector of the BUX84 chopper transistor but the voltage at the collector of the BF422 driver transistor Tr7353 was only 7V instead of 100V. As this transistor was clearly without drive we moved back to the TDA2577 timebase generator chip IC7375 which also controls the chopper. Its supply pin 16 was at only 0.6V instead of 9V. A resistance check from this point to chassis produced a reading of about 2 $\Omega$ . C2395 (100 $\mu$ F) was short-circuit. **C.W.**

## ITT CT3326/TX3326 (Monoprint B Chassis)

If the set is dead check whether there's 115V at the collector of the BU508D line output transistor. If so, connect a scope to this point via a x10 probe. Look at the waveform. There should be 1kV flyback pulses spaced 64 $\mu$ sec apart. If there's a second pulse spaced about 20 $\mu$ sec after the main pulse, whose amplitude is reduced to about 400V, and the waveform is unstable then in my experience the line output transformer is likely to be defective.

If the 115V feed to the line output stage is missing check C701 (4.7 $\mu$ F) in the power supply. This frequently goes open-circuit to give the no results symptom. **C.W.**

## Panasonic TC21M1R (Z4 Chassis)

This set would come on with field collapse. The field scanning would then open out but the set would shut down at irregular intervals. During these irregularities the field drive from board C remained constant, so attention was turned to the LA7837 field output chip IC451. Suspicious as always of the small yellow capacitors in these sets I checked the ones connected to this i.c. and soon found that C462 was slightly leaky. A 470pF replacement restored normal operation. **B.S.**

## Panasonic TC21M1R (Z4 Chassis)

This set came in dead, i.e. there was no operation. When the

optocoupler in the power supply was overridden a blank raster appeared, with no sound. The main microcontroller chip was totally inoperative, so our next line of investigation was to check around the oscillator, resets, feeds etc. This eventually led to removal of the ST24C02A EEPROM chip IC1202, which restored normal operation. A replacement was put on order.

**B.S.**

### **Hitachi CPT2174 (G6P Chassis)**

This set had just run out of an extended warranty when it began to suffer from intermittent loss of colour. As application of slight pressure to any component in the vicinity of the chroma delay line DL501 made the colour come and go we replaced this item, to no avail. We eventually discovered that pin 30 of the HA51338SP timebase generator/colour decoder chip IC501 had never been soldered – the pin was making barely perceptible contact with the print. The amazing thing is that the set had given no previous trouble.

**E.R.**

### **Philips 2A Chassis**

There was a half-inch gap at the left-hand side of the screen and just the slightest hint of bent verticals. Adjustment of the width control didn't improve matters and we eventually discovered that the cause of the trouble was the "lower" of the two diodes in the EW diode modulator circuit, D6610 (BYW95C).

**E.R.**

### **Alba CTV10**

Not long after replacing IC402 to cure a dead-set fault we were surprised to receive a call from the owner of this receiver to say that the same thing had happened. Well it wasn't quite the same this time. On the previous occasion the standby light had come on. This time the set was totally dead, with the 650mA fuse F401 blown. Checks in the power supply showed that a section of the bridge rectifier, D404, had gone short-circuit. A new fuse and diode completed the repair. Fortunately the customer didn't take it too badly when he was told that he would have to pay again – probably because we did the job for next to nothing. Incidentally we noticed that the symbols for D403 and D405 are printed the wrong way round on the underside of the panel (at least in the set we had) though they are shown correctly on the component side.

**E.R.**

### **Philips CP110 Chassis**

This one was unusual. The complaint was that the picture "pulsed on and off". Sure enough the picture blanked out and then returned at roughly one second intervals. The h.t. supply was rock steady at 140V. Scope checks around the TDA3562A colour decoder chip showed that it was blanking its RGB outputs. Heating the chip cured the fault so a replacement was fitted, but this made no difference. Now this set uses auto grey-scale correction and the circuit for detecting the black level is on the c.r.t. base panel. Checks took me to transistor Tr7413 on this panel where I found that R3415 (470kΩ) in its base bias network was open-circuit.

**R.N.**

### **Philips FL1.1 Chassis**

This nearly new set had been got at by another dealer. When it was switched on all the LEDs on the front lit up. None of the functions operated but there was a flash from the screen at switch-off. The set couldn't be put into the service mode.

Checks around the control panel then showed that the data lines were low and inactive. This is available only as a complete replacement panel, so a new one was ordered. Fitting it restored normal operation. The correct options for UK use have to be programmed in. When this was done as per the manual the set could be tuned. The on-screen diagnostics then revealed that there was a fault in the Nicam decoder which had to be replaced. Further faults were found in the audio stages, and after replacement of three more chips normal sound was obtained. All this because someone had had a go!

**R.N.**

### **Decca/Tatung 140 Series Chassis**

This set produced a loud hum at switch on. I found that C808 and C810 (both 100μF, 25V) in the chopper circuit had dried out. Replacements cured the hum but the verticals were ragged. This was cured by replacing the h.t. reservoir and smoothing capacitors C822 and C826 (both 47μF, 250V).

**R.N.**

### **Saisho CT147R**

We get these sets in because the power supply has died. I usually find that R621 and R622 have changed value. Fitting replacements of the correct value completes the repair.

**G.B.**

### **Sony KV2022UB**

With a dead set check the mains fuse and chopper transistor. If they are faulty fit replacements. But don't switch on: check R513, R514 and R516 first.

**G.B.**

### **Ferguson TX90 Chassis**

The cause of a dead set that blows fuse FS51 on the secondary side of the mains transformer is usually a leaky line output transistor (TR112): check by removing it. If the set "hums" at switch on when a new line output transistor has been fitted then I'm afraid that the line output transformer also needs to be replaced. If the set trips when a new transformer has been fitted it's because the power supply is at maximum and can't be set. Replace TR107 – I usually use a BD809 here. Note that the secondary fuse is FS102 in the small-screen models.

**G.B.**

### **Toshiba 210T6B**

If the set is dead with the standby light permanently on first check that the 5V (always) supply is present at the collector of QA15 (BC557A). If this supply is present but there's no voltage at the base and emitter of this transistor the M50747-205SP microcontroller chip ICA01 is faulty.

**G.B.**

### **Decca 120 Chassis**

There was a loud low-pitched whistle from the line output stage area with uncontrollable high-level sound not tuned to a station. Rather misleading this. It's a line output stage fault: change the tripler.

**G.B.**

### **Ferguson 1790 Chassis**

This monochrome portable produced only a white raster whichever channel it was tuned to. But at either side of the tuning point a noisy, unsteady picture could be obtained. The contrast control had no effect. Checks around the



MC13002P multi-function chip IC2 showed that there was no line pulse input at pin 15. The cause was a track break between pin 7 of the line output transformer and diode D8. Absence of the pulses affected the a.g.c., the clue being no voltage at pin 8 or 9 of IC2. This may save someone replacing IC2 unnecessarily, as I did! **A.R.B.**

### Ferguson TX85 Chassis

This set caught me out! The TIP791A chopper transistor TR6 was short-circuit and both the 2.2Ω surge limiter R88 and the 800mA mains fuse FS1 were open-circuit. These items and the TEA2018A chopper control chip IC4 were replaced. At switch on everything seemed to be fine, with a good picture etc., though there was a faint whistle from around the power supply. I was then distracted. On my return five minutes later the power supply had self-destructed again. TR6 felt very hot and because of the low whistle previously mentioned the penny dropped. Check the snubber network I thought. Sure enough R101 (1.2kΩ, 5W) was open-circuit. When this and the other items had been replaced the set finally worked correctly. **G.R.**

### Sony KV2704UB

The initial problems with this large set were to do with the channel change and function buttons. This was put right by fitting a new set of user push-switches, but the set would not memorise any newly tuned stations. We soon found that the -25V line was low at -5V. The 10μF, 63V capacitor that smooths this supply, C818, had dried up and gone open-circuit. **G.R.**

### Matsui 2180T/Saisho FST212

If you have a dead power supply and you've checked R512 (0.47Ω), R518 (1Ω), Q104 (2SC2271) and Q105 (2SC536), check for bias at pin 2 of the STR58041 chopper chip IC501 before condemning this device. One or both of the 150kΩ bias resistors R503/4 may be open-circuit – probably R504. **G.R.**

### Orion 14ARX

Loss of field sync (picture rolling) was the problem with this set. A replacement TA8808N chip (IC401) provided a cure. **G.W.R.**

### Hinari CT14

Uncontrollable brightness with flyback lines was the fault condition with this set. We traced the cause to Q301 which was short-circuit collector-to-emitter. **G.W.R.**

### Indiana 100 Chassis (Perdio/Bush/Alba)

This chassis is used in various Perdio, Bush and Alba models. A Perdio P2101 that came in recently produced a blank raster with lack of height when it was switched on. After trying the tuning I managed to get a picture and sound but there was still lack of height, while a one-inch flyback blanking line occasionally came down the picture. Since all four stations had to be tuned in I decided to check the voltage across the TAA550 33V stabiliser. The reading was 21V. As the 15kΩ feed resistor was o.k. I replaced the TAA550 stabiliser. Everything now worked correctly, including the height. When you look at the circuit diagram carefully you see that the 33V line also

feeds, via a couple of resistors, the field ramp generator (pin 2) in the TDA4505 chip. **G.W.R.**

### Salora K Chassis/Hitachi CPT2188

The problem with this set was that the display and tuning didn't work. Voltage checks around the SAA1294 control chip led us to CC107 (220μF, 16V) which was short-circuit. **R.J.A.**

### Toshiba C2000B

The customer complained about lack of width. Quick checks showed that the h.t. voltage was low at 93V instead of 107V while the h.t. adjustment control R851 had no effect. We subsequently found that the 2SC1195 series regulator transistor Q801 was open-circuit base-to-emitter. In this condition one would have expected the receiver not to work at all. **R.J.A.**

### Ferguson TX90 Chassis

This set produced a grainy picture, as though the tuner's gain was low. As a new tuner made no difference attention was turned to the SL1432 chip and the SAW filter. These two items weren't responsible either! We eventually found that C106 (10nF) which couples the output from the tuner to the SL1432 chip was faulty. **A.D.**

### Saisho CT141/Matsui 1420A

The complaint was of intermittent no results. When the set was checked on the bench however it was dead. After removing the chassis we found that there were various dry-joints around the chopper transformer T501. When these had been resoldered the set came to life, but when the back was refitted it went dead again. Further investigation showed that the h.t. supply rose to only 46V. When the load was removed it reached 80V slowly, 30V less than the correct figure. We eventually found that C504 (0.047μF) was virtually open-circuit. **A.D.**

### Hitachi G8Q Chassis

This set displayed a bright white raster. We found that the 4.7μF reservoir capacitor for the supply to the RGB output transistors, C720, was open-circuit. **A.D.**

### Mitsubishi CT2531BM (Euro 4 Chassis)

There was normal sound but no raster. As the tube's heaters were alight we turned up the first anode control and found that the cause of the trouble was field collapse. A quick check showed that the 24V supply was missing at pin 7 of the AN5521 field output chip IC401. This supply is derived from the line output transformer. We found that the 0.82Ω safety resistor R563 in the relevant rectifier circuit had failed. Somewhat to our surprise a new resistor restored the full field scan. Normally the resistor goes open-circuit when the chip fails. A long test run proved that all was o.k. **J.E.**

### Ferguson ICC5 Chassis

The symptoms were severe EW bowing and line pairing. We found that the TDA4950 EW modulator driver chip was too hot to touch. A replacement cured the fault. Comparison with a new chip showed that the defective one had a short between pins 5 (EW output) and 4 (chassis). **J.E.**

# Letters

## SATELLITE TV INSTALLATIONS

I'd like to make a few points in connection with Derek Stephenson's interesting and informative Satellite TV Installation Guide in the November issue. First the frequency limits quoted for the Ku band (11.7-12.5GHz) exclude the FSS section of the band (10.9-11.7GHz): all the Astra transmissions and many others are in the FSS part of the band.

Derek Stephenson's assertion, in relation to satellite TV i.f. signal attenuation in cable, that long cable runs can result in grainy pictures could be misleading. A weak i.f. signal will produce sparkly not grainy pictures – the video is still f.m., though downconverted. The effect of poor carrier-to-noise (C/N) ratio at the receiver is subtly different from that produced by poor C/N ratio at the LNB, but the symptom remains basically that of sparklies rather than graininess. The relationship between C/N ratio at the LNB, LNB gain, cable losses and C/N ratio at the receiver is complex. There is however a quick and easy way of finding out whether a long cable run calls for a line amplifier. Attenuate the i.f. input to the receiver by about 6dB (with the line power bypassed): if this results in any visible degradation of the picture produced by the signal from the weakest transponder a line amplifier will usually help. I've found that far more line amplifiers are installed than are needed, and have even found them causing cross-modulation.

Satellite TV i.f. signals are in practice a good deal less in need of additional amplification than is generally supposed. This is because modern LNBs have very high gain and thus output while modern receivers operate satisfactorily with very weak signals. A lot of signal can be lost between the LNB and the receiver before any ill effects are noticed.

I've just carried out a simple experiment in my living room to prove the point. My Astra dish is an 80cm Lenson Heath with an STC LNB. On the Eurosport channel this combination produces +18dB/mV at the LNB and +13dB/mV at the end of the download. I found that you can attenuate this signal by 33dB before sparklies begin to appear. The receiver, a Pace clone, appears to have a threshold of about -20dB/mV. This doesn't mean that there's 33dB to throw away, because allowance must be made for signal degradation, poor propagation in bad weather, transponders on low power etc., but it does mean that i.f. download losses of say 15-20dB don't necessitate the use of a line amplifier. The figures will of course vary depending on the particular combination of dish, LNB and receiver. Severe download losses with a steerable dish might affect reception of the very weakest signals.

The i.f. signal 'surplus' of about 30dB gives rise to some surprising effects. For instance a screwdriver applied to a receiver's i.f. input socket will often pick up enough signal from a nearby radiating source, e.g. another working receiver, to give a good picture. When the LNB is powered from a source other than the receiver it's possible to cut the i.f. cable and get a good picture when the ends are held half an inch apart. If the braid is trimmed back the i.f. signal will 'jump' much farther than that.

The fact that receivers need much less signal than LNBs provide is exploited by i.f. distribution systems. Even when all allowances have been made, only -15dB with respect to

the LNB's output is required at each receiver outlet. Where the system uses receivers at the head end it's normal practice for the LNB to feed six-eight receivers via a splitter that might lose 12dB.

On the subject of r.f. patterning I was surprised that Derek Stephenson regards this as sometimes unavoidable even when there's only one receiver and one VCR. Surely we've progressed beyond that? Even in a domestic installation where the satellite receiver, VCR and TV set are simply daisy-chained at u.h.f. it should be possible to avoid patterning. Choose the channels carefully, and pay attention to the signals coming from the terrestrial TV aerial. The latter signals should be filtered and attenuated as necessary. In an extreme case – and always with distribution systems – daisy-chaining should be abandoned. Instead, all modulator-produced signals and possibly all terrestrial inputs should pass through channel-pass filters, levellers and combiners.

*Bill Wright, Wright's Aerials,  
Rotherham, South Yorkshire.*

I would like to clarify a point in my Satellite TV Installation Guide in the November issue. I referred to television satellites that provide a 24-hour service as being in geosynchronous orbit. Although this is true, it may have been more appropriate to have used the term geostationary. This is the term used where the orbital inclination of the geosynchronous satellite is zero, i.e. equatorial.

*Derek Stephenson,  
Wirral, Merseyside.*

## PHILIPS VR6870 VCR

Two reports in the December VCR Clinic relate to power supply trouble with the Philips VR6870 VCR. John Edwards refers to C112 while Mick Dutton refers to C2311. Neither of the capacitors so designated is contained in the power supply module. I think that in both cases the reference should be to C2011, which is always the prime suspect with any power supply trouble in this machine. Although the service manual gives the value of C2011 as 10 $\mu$ F, voltage not specified, you usually find that a 33 $\mu$ F, 40V capacitor is fitted. This may have been a modification, with 10 $\mu$ F used in only early production machines.

Power supply trouble in my own VR6870 was traced to the fact that C2011 had fallen in value from 33 $\mu$ F to 1.8 $\mu$ F. A 33 $\mu$ F, 63V replacement that I happened to have to hand lasted only a week before the trouble returned. A permanent cure was achieved by using a low-impedance h.f. electrolytic capacitor specifically designed for use in switch-mode power supplies – they are available from Maplin. I used the lowest value in the range, 47 $\mu$ F, 50V. The critical factor is probably the low impedance rather than the capacitance value.

*R.R. Hamilton,  
Ashted, Surrey.*

## PHILIPS 2A CHASSIS

In reply to L.P. Watkinson's letter (December) on power supply failure with this chassis I would like to suggest that if he's still having trouble he tries replacing the chopper transformer. Since I wrote my article on this chassis (see December issue, page 102) I've had a rogue set that blew the BUT11A chopper transistor about once a fortnight. I suspected that arcing of some sort was the cause. The fault usually seemed to occur when the set was switched on from cold. One morning I was able to see the cause of the problem when I switched on the set before the workshop

# Help Wanted

Can anyone supply an M193AB1/M193CB1 chip as used in the Hitachi Model CBP260 (NP9A chassis)? David Paines, 2 Sycamore Crescent, Bawtry, Doncaster DN10 6LE. 0302 710 797.

Can anyone provide a circuit diagram or possibly a manual for the Telequipment Serviscope type S32A? Iain Ferguson, 188 Sheepcote Lane, London SW11 5BP.

Can anyone supply a complete manual or a photocopy of it for the NordMende Model 1434 colour portable (F10/11 chassis)? H. Mellor, Gatesgarth, Back Lane, Airton, Skipton, North Yorkshire BD23 4AL. 0729 830 417.

Does anyone have a surplus scope that wouldn't cost a fortune? John R. Taylor, 14 Lastigar, Westray, Orkney KW17 2DJ.

Can anyone supply a LOPT for the Matsui Model MB10 CTV receiver, no. FCA-030/4221051034? H. Pirie, 31 Inver Park, Lochinner, Lairg, Sutherland. 05714 372.

Wanted: Video drum and head for a Pye DV464/05 and a complete Pye CFI 14in. chassis for Model 37KF1140/05L. Reasonable prices paid. J.C. Bailey, 29 Peal Road, Saffron Walden, Essex CB11 3ET.

Can anyone supply a working mains transformer for the Decca Bradford chassis? Expenses paid. R.W. Archer, 55 High Oaks, St. Albans, Herts AL3 6DS.

Wanted: Play idler or working cassette deck for a Fidelity AVS1600. G.B. Ramsden, 16 Copley Drive, Sunderland, SR3 1PG.

Wanted: The Macdonald servicing books (complete set or odd books); a B&K or similar CRT tester/rejuvenator, working or not; a circuit, manual or mains transformer for the Russian valve C1-5Y scope, or a reasonably priced scope, preferably dual-trace. Malcolm Lambert, 1 Dundale Farm Cottages, Dundle Lane, Bells Yew Green, Kent TN3 9AQ (0892 824 657).

Can anyone supply servicing/operating information for the Telequipment/Tektronix S51B and S51E scopes? Photocopies would do. Stephen Shaw, PO Box 1404, Randfontein, 1760, S. Africa.

Wanted: Circuit, kit or module for combining separate line and field sync pulses and video to form a composite signal for a monitor. John A. Slimmon, 30 Buzzacott Lane, Furzton, Milton Keynes, Bucks MK4 1JE.

Wanted: 12V battery leads for the Thorn 1590/1690 monochrome portables and main smoothing blocks for the 1500 chassis. R.E. Bailey, 51 Robin Gardens, Waterlooville, Hants PO8 9XF.

Wanted: Any information on the Cotron 12in. monitor, Bluebest Electronics 12in. monitor, tapes and information for the Technicolor Video Showcase Model 335E and any *Television* PCBs from 1976 onwards. Peter Redpath, 47 Corbett Road, Waterlooville, Hants PO7 5TA (0705 253 595).

lights: there was a flash from beneath the chopper transformer. I could see no evidence of arcing when the transformer was removed, but a replacement cured the fault – the set has been back with the customer for some months with no further failures.

Other dealers have since reported this fault, so it may be becoming more common as these sets age.

*Richard Newman,  
Croydon, Surrey.*

## TECHNICAL TRAINING

There was quite a lively exchange of points of view when Ferguson's Regional Technical Manager Bernie Hinton called in at our workshop recently. After we'd complained about their out-of-stock spares and he'd complained about our tea, the subject eventually turned to technical training.

We maintained that as the manufacturers make the equipment that we are expected to service and keep in good running order they have a duty to keep the industry up to date as far as technical training is concerned. Bernie thought somewhat differently. He made the point that it's certainly the manufacturers' responsibility to familiarise the trade with the workings of their products, but not to have to provide training on recent developments from first principles. That, he maintained, is the job of the technical colleges and the various trade associations. We responded to this by telling him that any form of basic training on newer technologies is, unless it comes from the manufacturing side of the industry or the pages of *Television*, virtually non-existent. The discussion continued, and the two points of view were expanded upon until Bernie beat a hasty retreat when threatened with another cup of our tea!

Before leaving he did however tell us about Ferguson's ICC5 chassis Servicing Guide videotape. As we've rented and sold many sets that use this chassis the £28 cost seemed to be a very modest investment. So we ordered the tape from Ferguson. When it arrived a few days later we played it through and found that the contents are entirely technical, with no commercials. The information is meaningful and has proved to be very effective in practice. Although the commentator's accent is difficult to place – it could come from anywhere between Bangkok and the Balls Pond Road – we must say all credit to Ferguson for producing this tape.

*L. Milner, Service Director,  
Lyles (Worthing) Ltd., Tarring, Sussex.*

## MAINS PLUGS

I'm sure you've all read with interest previous letters about sleeved mains plug pins and British Standards, and about who should fit what, when, where and how. But how many of us really look at mains plugs, especially when making home visits?

In recent months engineers I talk to regularly have expressed concern about an associated problem, that of multi-adaptors. Some of these are so poorly made that contact pressure is feather weight. Although the plug seems to be held tightly, most of the pressure comes from the spring on the safety shield at the socket front and the tightness of the plastic moulding. The result of course is arcing, which as we all know sees off fuses and other components, especially in modern TV sets.

Back to mains plugs. Some engineers change the plug if it isn't wearing shorts (sleeved pins) while others just check that the fuse isn't rated at 13A. Some try the connections. It's worth making the following checks: (1) Check for corrosion or bad tarnishing on plug pins, fuse end caps and



the fuseholder. (2) Check the fuseholder tension. If the metal has been getting hot it can deteriorate and become soft. (3) Check that the fuse is correctly rated and is a snap fit or at least held under tension. (4) Ensure that the fuseholder is firmly attached to the live pin and the terminal: these are sometimes riveted and can become loose. (5) Make sure that the conductor is firmly held in the terminal: don't overtighten as the conductor can shear off, especially if it's not tinned or doubled back. (6) Ensure that the screws are gripping metal and not the plastic insulation. (7) Finally, check that the cord grip is doing its job and that there's nothing cracked or missing in the plug.

It takes only a minute or so to do this, in any order that suits you. If you follow this procedure every time and make sure that the customer isn't using dodgy adaptors you could save on silicon and fuses, not to mention hassle, the need to rework jobs, etc.

Mark Thomason,  
Stretford, Manchester.

### SANYO ED1 CHASSIS WITH NICAM

Steve Cannon had some very interesting information to impart in his article on Nicam reception problems (October), in particular on modifications introduced by various manufacturers. My problems have been with the Sanyo Models 2572 and 2872, but no one seems to have a solution. The symptom is a tone at about 750Hz superimposed on all received Nicam broadcasts. Both Mastercare and Sanyo investigated the sets concerned.

The ED1 chassis uses standard Toshiba Nicam chips (TA8662N QPSK decoder, TC6011 PCM decoder and TD6710 DAC), the only exception being the LC3664 PCM

RAM chip. Toshiba provided a lot of help and made a number of suggestions but had not come across this fault.

Does any reader know of a service sheet or modification note relating to this problem? Perhaps extra screening or an additional earth connection is all that's required.

Tony Thomasson, GM0GAT, 1 Eastside Green,  
Westhill, Skene, Aberdeenshire AB32 6XY.

### SUBSTITUTE REPLACEMENTS

I recently had occasion to use the telephone hotline of a leading UK satellite TV receiver manufacturer. The helpful voice immediately identified the cause of the fault as being Q3, type FXT749, but then went on to point out that there's no suitable substitute. I don't know whether this is a labelled device but the fact is that it's completely unknown to retailers, wholesalers or the reference books on this side of the channel. Pace did offer to supply one at 16p. Quite reasonable, but the minimum invoice for foreign orders is £2.50. This still keeps the cost of the repair within reasonable limits but the paperwork is another matter altogether (pro forma invoice, bank draft etc.), not to mention the resulting delay. Someone at Pace offered to help by slipping an FXT749 into an envelope and sending it off (it does cost less than a stamp). But while waiting I fitted a BC640, which seems to be doing the job

So just when can substitutes be fitted, and what is the position regarding pattern parts? Suppliers of pattern parts all claim 100 per cent compatibility, but when is this really the case and how can we tell other than by trial and error? Maybe other readers or suppliers would like to comment.

Sotires Eleftheriou,  
Pantin, France.



We Wish All Our Customers a Merry Christmas and a Prosperous New Year

HI-LOOK... HI-LOOK... JJ's CHRISTMAS BONANZA

5% OFF on all J.J's Products Valid from 15/12/92 - 14/01/93 Place Your Order Now

Please phone us for the types not listed. Please add 60p post & packing and then add 17.5% VAT TO THE TOTAL. All items subject to availability, and prices can change without notice. Government, Colleges, Schools & Institutes orders accepted. All components are brand new. Best quotations given in large quantities.

**J.J. COMPONENTS**  
53 THE CHASE, EDGWARE,  
MIDDX. HA8 5DN, ENGLAND  
Tel: 081-952 4641 Fax: 081-952 4641

Callers by appointment only. Hold for telephone line to connect due to Faxlink

<b>TRANSISTORS</b>	2SA1020	0.38	BA718	1.65	STK4362	6.10	TDA3560	3.00	<b>VIDEO BELT KITS</b>	
BC108B	2SA1106	1.20	BA515	3.15	STK4432	8.80	TDA3561	2.25	AKAI VS1	1.45
BC182B	2SA1123	0.49	BA1330	1.50	STK4773	8.80	TDA3561A	2.25	AKAI VS250	8.15
BC184A	2SA1156	1.45	BA3506	2.10	STK4813	9.30	TDA3562A	3.20		
BC212B	2SA1198	0.80	BA51402	2.10	STK4873	9.00	TDA3592A	3.20	<b>AMSTRAD</b>	
BC327	2SB11286	0.78	BA6109	2.10	STK5431	6.30	TDA3653C	2.75	VCR6100	1.95
BC548B	2SB173	0.90	BA6209	2.80	STK5451	4.80	TD4100	3.25	VC84600	2.00
BD131	2SB407	1.45	BA6219	3.15	STK5471	4.00	TD4427	4.50	VC87000	1.45
BD132	2SB434	1.85	BA6222	3.65	STK5481	4.50	TD4500	3.55		
BD204	2SB509	0.95	HA1392	2.25	STK5490	5.00	TD4503	3.05		
BD707	2SB554	0.68	HA11235	1.55	STK5730	5.85	TD4505B	3.00	<b>FERGUSON JVC</b>	
BD711	2SB688	1.15	HA11244	1.85	STK7226	14.80	TD4555	5.50	3V00/HR3300	1.68
BD839	2SB716	0.28	HA11714	0.80	STK7232	5.60	TD4610	5.25	3V23/7700	0.70
BF420	2SB717	0.70	HA11720	2.80	STK7251	7.80	TD48153	3.15	3V24/7200	1.70
BF459	2SB793	0.35	HA13403	5.50	STK7348	12.00	TD48170	2.80	3V35/HR110	0.98
BF493	2SB883	0.42	KA2213	1.45	STK8252	4.30	TD48191	4.10	3V29 Loading	0.30
BU108A	2SB883	0.42	KA2401	0.75	STR380	4.90	TD48442	2.20	3V35 Loading	0.30
BU124	2SB883	1.80	LA1235	3.65	STR456	5.90	TD48503	2.20		
BU205	2SB1015	0.60	LA3330	1.65	STR1096	3.70	UPC324	0.70		
BU208	2SC124	0.78	LA4175	1.50	STR6020	4.40	UPC571	1.90	<b>HYTACH</b>	
BU208A	2SC388	0.35	LA4440	2.25	STR12006	5.90	UPC580	0.00	VT8000	0.50
BU328A	2SC496	0.30	LA4508	4.25	STR20015	5.90	UPC1031	1.60	VT9000	0.45
BU406	2SC644	0.20	LA4700	2.20	STR40090	5.30	UPC1042	7.50	VT11	1.10
BU406D	2SC710	0.25	LA7520	2.20	STR50103	3.25	UPC1153	1.15	VT52	1.85
BU407	2SC711	0.25	LM3818	1.15	STR58041	4.80	UPC1178	1.70	VT110	2.45
BU500	2SC790	0.75	LM3818	1.25	STR59041	8.40	UPC1212	2.20	VT11 Loading Belt	0.60
BU508A	2SC828	0.20	LM6402	5.25	TA7061	1.00	UPC1278H	2.90	1 Par	0.60
BU508D	2SC1047	0.85	M5143	4.60	TA7119	1.30	UPC1363C	1.10	VT9300 Loading	0.38
BU536	2SC1096	0.58	M5186	3.25	TA7176	2.25	UPC1470	1.90		
BU807	2SC1162	0.30	M50115	2.50	TA7208	1.35		1.75	<b>PANASONIC</b>	
BU11A	2SC1358	3.50	M51182	2.50	TA7227	1.85		2.20	NV300	1.20
BU11AF	2SC1413	2.30	M54515	2.70	TA7230	1.60		2.20	NV2000	1.50
BU12A	2SC1454	3.10	M54544	6.35	TA7237	3.88		2.00	NV7000	0.90
BUT56A	2SC1473	0.85	M58465	9.00	TA7245	4.25		2.00	NV330	1.56
TIP31	2SC1518	1.45	M88851	5.25	TA7267	1.45		0.30		
TIP32A	2SC1760	2.00	MC1377	3.15	TA7335	1.75		0.28	<b>SANYO</b>	
TIP32C	2SC2660	1.65	SA5012	4.00	TA7358	1.80		0.65	VTC500E	0.70
TIP41C	2SC2688	0.60	SA5012	4.00	TA7388	1.80		0.65	VHR2300	1.85
TIP42A	2SC2792	3.10	ST4441	2.50	TA7401	3.50		0.60		
TIP42C	2SC3153	3.40	STK043	8.75	TA7611	2.20		0.65	<b>SHARP</b>	
TIP110	2SC3182	3.40	STK050	19.00	TA7654	1.05		0.60	VC381	1.15
TIP122	2SC3883	2.80	STK080	5.85	TA7769	2.80		0.32	VC481	1.35
TIP142	2SD128	2.20	STK0025	4.00	TA8214	3.25		0.32	VC8000	1.45
TIP2955	2SD288	1.05	STK0039	3.90	TA8215	3.45		0.30		
TIP3055	2SD357	0.38	STK0049	5.10	TD1002	1.85		0.30	<b>SONY</b>	
MJE340	2SD387	0.75	STK0050	4.40	TD1015	1.05		0.33	SLCS/7	1.30
MJE521	2SD478	0.78	STK433	7.45	TD1035	1.35		3.21	C6	1.50
2N3055	2SD725	3.80	STK437	5.10	TD1044	1.50		0.35	SLC9	2.15
2N3713	2SD766	1.75	STK439	5.50	TD1072	2.75		0.35		
2N4921	2SD807	2.25	STK461	7.40	TD1126	2.75		0.40	<b>HINARI</b>	
2SA114	2SD838	3.85	STK463	7.50	TD11510	1.80		2.55	V20H	2.55
2SA124	2SD995	0.80	STK563	4.15	TD1670	2.80		1.85	VXL3	1.85
2SA473	2SD1273	0.80	STK1039	8.25	TD1870	2.75		0.48	VXL25	1.30
2SA439	2SD1412	0.90	STK1049	7.45	TD1908A	1.00		0.35		
2SA564	2SD1426	3.40	STK2025	6.85	TD1940	2.60		0.28	<b>GOLCSTAR</b>	
2SA579	2SD1497	2.50	STK2029	6.85	TD1950	2.50		0.42	GVH1240	2.05
2SA608	2SD1720	2.75	STK2029	6.85	TD2000	1.10		0.40	VCP400	8.10
2SA639	2SD2129	2.50	STK2129	4.80	TD2030	1.15		0.40		
2SA733	2SD2145	9.00	STK2145	8.00	TD2161	2.45		0.40	<b>DIODES</b>	
2SA786	2SD2230	4.50	STK2155	9.75	TD2521/3	7.50		0.03	IN4001	0.03
2SA794	2AN366	1.50	STK2240	4.25	TD2540	1.00		0.03	IN4002	0.03
2SA836	2SD5011	2.95	STK2250	8.25	TD2576A	2.95		0.03	IN4003	0.03
2SA893	2AN585	1.75	STK3040	8.50	TD2577A	1.90		0.08	IN4007	0.08
2SA913	2AN585	1.75	STK3040	8.50	TD2591Q	2.95		0.10	IN4008	0.10
2SA1012	2AN585	1.75	STK3040	8.50	TD2600	4.65		0.10	IN4010	0.10
	2AN585	1.75	STK3042	4.75	TD2600	4.65		0.10	IN4012	0.10
	2AN585	1.75	STK3042	4.75	TD2740	3.00		0.06	IN4013	0.06
	2AN585	1.75	STK4026	8.80	TD2795	2.50		0.10	IN4014	0.10
	2AN585	1.75	STK4060	5.60	TD3390	4.65		0.06	IN4015	0.06
	2AN715	1.40	STK4121/2	7.00	TD3410	3.20		0.35	IN4016	0.35
	2AN716B	2.50	STK4151/2	7.00	TD3500	6.00		0.25	IN4017	0.25
	AN7362	1.80	STK4161/2	8.50	TD3506	2.95		1.00	IN4018	1.00

# Long-distance Television

Roger Bunney

October was a very poor month for DX reception. Signal propagation via the F2 layer was considerably less than in October 1991, there was some Sporadic E propagation but tropospheric lifts were lacking. As I write this on November 5th a prevailing high-pressure system is giving enhanced Band III reception from central Europe, and CST (Czechoslovakia) ch. R10 has been logged in South Wales. Meteor scatter (MS) propagation helped with what was otherwise a dull month and there's the promise of the Leonids meteor shower in mid-November, which is usually an active time. Here's the SpE log for the period:

5/10/92	TVE (Spain) chs. E2, 3; NRK (Norway) E2; SVT(Sweden) E3; RUV (Iceland) E4.
6/10/92	TVE E3.
7/10/92	TVE E2, 3, 4; RAI (Italy) IA, B; C+ (France) L3.
8/10/92	TVE E3.
9/10/92	TVE E3.
10/10/92	DR (Denmark) E3; +PTT (Switzerland) E2,4; RAI IA.
11/10/92	TVE E2; RAI IA.
12/10/92	TVE E2; RAI IA.
15/10/92	TVE E2, 3, 4; CST (Czechoslovakia) R1, 2.
17/10/92	ARD (Germany) E2; TVE E2, 3; JRT/HTV (Yugoslavia) E3.
18/10/92	RTBF (Belgium) E3; DR E3; TVE E2, 3, 4.
19/10/92	TVE E2, 4.
20/10/92	TVE E3.
21/10/92	TVE E2; DR E3.
24/10/92	TVE E2, 3, 4; DR E3.
25/10/92	ARD E2; DR E3; TVE E2, 3, 4.
26/10/92	TVE E3; DR E3.
27/10/92	JRT/HTV E3; TVE E2, 3; DR E3.
28/10/92	RAI IA.
29/10/92	TVE E2, 3.
31/10/92	RAI IA.
3/11/92	RAI IA; JRT/HTV E3.

F2 reception was as follows:

12/10/92	Weak unidentified E2 signal.
20/10/92	Weak R1 signal at 0930.
27/10/92	Unidentified E2 signal.
29/10/92	Unidentified E2 signal.
2/11/92	E2 signal at 0950.
3/11/92	E2 signal at 1045.

There was tropospheric reception on the 7/8th when Scandinavian Band III/u.h.f. signals and signals from Denmark, Germany and the Benelux countries were received at good strength over much of the South and East, extending along the East Coast into Scotland. Cyril Willis had perhaps the most exciting reception, MTV (Hungary) ch. R10 at 1300 on the 8th. This was suspected tropospheric ducting – there was also an unidentified ch. R12 signal. Confirmation of MTV was by means of a caption seen during the news.

At long last the EBU has listed the French Besancon Lomont 60kW ch. L3 and Ajaccio, Corsica 8kW ch. L4 transmitters.

My thanks to Roger Fussell (Torpoint), Cyril Willis (King's Lynn), David Glenday (Arbroath), Tim Anderson (St. Leonards), Peter Schubert (Rainham), Brian Williams (Penarth) and Simon Hamer (Powys) for sending in reception reports.

## News Reports

**Poland:** Our thanks to Stanislaw Pazur for the following information. Top Canal opened on August 1st using ch. E57 with PAL stereo at 5kW, broadcasting from 1400-0200 local time. At other times the station transmits the UK Super Channel. It has no licence and is known to cause interference to the Warsaw TVP-2 channel some 70km distant. Tele 24 in Lodz is another unlicensed station, supported by the Wrocklas TV Echo group. TVP-1 is currently transmitting half an hour of PAL tests a week.

On October 24/25th TVP celebrated its 40th anniversary, with special programmes via Eutelsat II F3 at 16°E. It's expected that TVP will start regular TV transmissions via this satellite from March, intended for exiles throughout W. Europe and the nearer CSI regions.

**Russia:** RTR, Moscow now produces and links all programmes from the studio floor to the transmitter site in PAL form, converting to SECAM at the final stage. The former state broadcaster is still using 100 per cent SECAM.

**Switzerland:** A fourth service is being planned but will be unable to achieve 100 per cent coverage due to channel congestion in the border areas. Telecine Romandie ch. E69 has closed down – it operated from the slopes of Mont Blanc.

**Rumania:** Up to half an hour of commercials is now being carried daily by TVR-1. The TVR-2 network may be privatised as an independent commercial network called Canal 2.

**Africa:** The Zambian, Tanzanian and Namibian governments have announced that they would welcome the establishment of independent radio and TV networks.

**Spain:** Increased competition has hit RTVE. There are now 82 radio amateurs licensed to use the 50MHz band.

**Russia:** Andrew Emmerson recently returned from Moscow, bringing with him details of a couple of 2GHz MMDS (microwave distribution) systems in operation there. Kosmos TV uses satellite TV channels such as MTV, Super Channel, MBC, BBCWS and Lifestyle. These transmissions are scrambled – local unscrambled channels are also included in the package. The receiver-decoders have remote control and balcony-mounted 0.5m panel aerials are used. A similar operation is run by JV Skjyline Greenfield in another part of the city.

## Satellite TV

Hughes Aircraft is to build the Astra 1E satellite which is to be launched by Arianespace in 1995.

The Ku band Intelsat K craft at 21.5°W is now in operation, providing transatlantic DTH TV transmissions. Scrambled services can be received from Montreal to Santiago using dishes of 90cm diameter or less. Both NTSC and PAL are used. There are four TV channels, several radio channels, over 3,200 teletext pages and business data circuits. Channels at present being carried are RAI Europlus and the German Teleplus. Intelsat has opened a new tracking control and monitoring station at Beijing.

RTT (Tunisia) is now available via Eutelsat II F3 at 16°E on the 11.659GHz vertical downlink.

ABC (Australia) has signed an agreement to use a Palapa B2 transponder to provide a C band Asian TV service whose coverage will include South China, Cambodia, Vietnam, Burma, Papua New Guinea and Hong Kong. The Australian government has agreed to provide nearly \$6m and a further \$4m is being sought to cover start-up costs. It's estimated that over 20,000 dishes a month are being installed throughout East Asia to receive the growing number of C band TV services.

The M-Net International pay-TV service has joined with BBCWS TV to provide a 24-hour scrambled service to the African continent downlinked from Intelsat 601 at 27.5°W.

Closer to home the BBC has commenced digital audio broadcasting (DAB) tests via the Olympus satellite. The Telecom 2A satellite now has eight SECAM-system channels and four that use D2-MAC – this is a compromise between the French government and Canal Plus.

### Books

Peter Schubert has drawn our attention to a book entitled *The Languages of the World*, which he found on a visit to his local library. It sells for £5.95 and provides examples of virtually every language now in use. Peter points out that it should help greatly with the identification of DX signals where only a caption has been seen. The book was compiled by Kenneth Katzner, is published by Routledge and Kegan Paul and has the ISBN 0-7102-0861-8.

*Meteor Burst Communications* is the title of a new work on the theory and practice of meteor shower/ping communications. It covers the basics through to discussion of working systems such as the Alaskan Air Command installation which exploits MS pings to link radar data from the more distant sites. Written by Jacob Z. Schankder it's

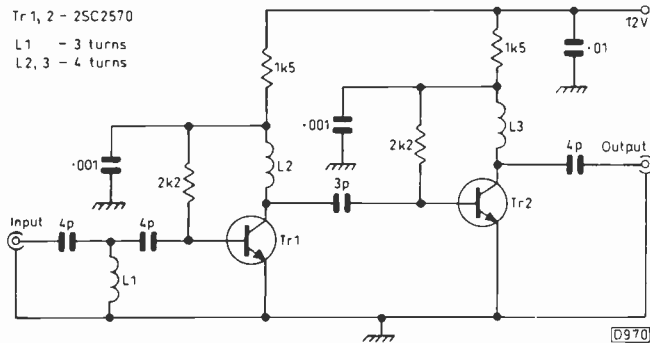


Fig. 1: Wideband u.h.f. amplifier circuit using 2SC2570 transistors.

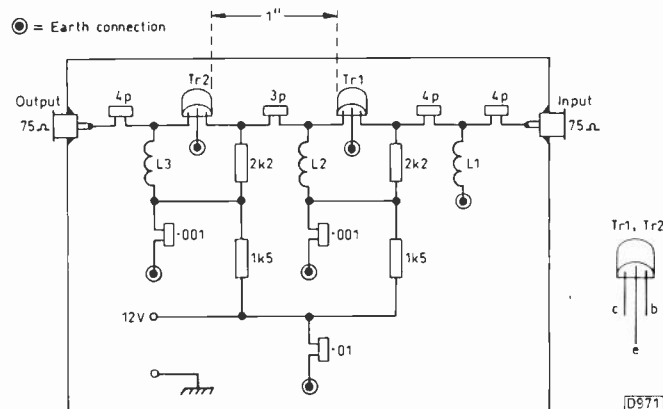



Fig. 2: Layout of the u.h.f. amplifier on copper clad board.

## THE SATELLITE ENTHUSIASTS AND DXERS RECEIVER, the ECHOSPHERE SR-50



This is what the TVDX/Satellite enthusiast has been waiting for, a fully manually controlled receiver with communications facilities! I.F. looping; fully variable I.F. control (12MHz-26MHz) plus a secondary audio I.F. bandwidth control – these really elg that signal out of the noise! No less than 8 front panel user controls and a signal level meter! Video and audio output options, 14/18volt LNB options, C/Ku switching! Two standard 5.5/6MHz System B/G/I modulator. Two individual audio subcarrier tuning outputs for stereo or dual mono/bilingual signals! Plus of course the usual satellite receiver facilities. **AERIAL TECHNIQUES** have enhanced the performance of this brilliant receiver for weak signal working and increased non AFC tuning bandwidth. The customised SR-50 is available in this version only from **AERIAL TECHNIQUES**.

Write in with SAE for a leaflet that shows how a totally manually controlled receiver that YOU control will help you with weak signal reception.

The basic Echosphere SR-50 (unmodified)	£150.00
As above + non AFC tuning + wider I.F. bandwidth (840-1880MHz) etc	£190.00
As option 2 but with switchable threshold extension (All above prices are exclusive of VAT @ 17.5%)	£299.00

Overnight delivery available by insured courier, please add £9.00 + VAT.

**AERIAL TECHNIQUES** is a total concept supplier, we offer complete systems, decoders, transverters – NTSC-PAL-SECAM; hardware, cables, filters, multi-standard VCRs and TVs. We stock a large range of equipment for all types of aerial and satellite installation, DXing and domestic, it's all listed in our glossy 34 page *Catalogue* priced at £1, why not send for your copy today. We are a RED NOT DUTCH agency and we supply Worldwide – AND we are only a phone call away.



11 Kent Road, Parkstone, Poole, Dorset BH12 2EH  
Tel: 0202 738232 Fax: 0202 716951

published in hardback by Artech House (other details not known).

### Wideband UHF Amplifier

Bandula Gunasekera of Colombo, Sri Lanka, an experienced DXer, has sent us the details of the wideband u.h.f. amplifier shown in Figs. 1 and 2. He uses it for both TV-DXing and domestic reception. Initially the project was based on the use of BFR91 transistors, but the 2SC2570 finally adopted has only slightly reduced gain at a fifth of the price. I'm assured that the circuit works very well, offering excellent performance.

It's a two-stage design which Bandula laid out on copper-clad board. There should be no problems provided you adhere to the usual u.h.f. constructional techniques. Note that the collector coils L2 and L3 are formed from the leads of the 1.5kΩ resistors, using a meter probe to wind them. No interstage screening was found to be necessary, the circuit being inherently stable. The transistors are mounted an inch apart. If the copper clad board approach is adopted I would suggest the use of the traditional 1kpF feedthrough capacitor as an input terminal for the 12V supply, with others as the anchoring points for the 1.5kΩ collector feed resistors. I'd personally favour fitting the board inside an aluminium diecast box or other compact metal case. Bandula says that he's unable to measure the gain/noise performance but "excellent results have been obtained". Our thanks to him for sharing these details with us.

### Satellite Finder Computer Program

We've previously reviewed John Breeds' Satmaster

satellite finder computer disc, a program that offers all the information required to set up a motorised system anywhere in the World. This sells for £35. John has now introduced the Sat-Pro, an extensively updated version intended for professional installation engineers worldwide. Particular reference is made to the expanding markets in Africa and the Middle East. There are rainfall statistics, polar and apex angles per town and improved layouts. Rain fade margins

are calculated automatically and the disc can be used with a laser printer. All this in addition to the Satmaster information. Both programs were written by Derek Stephenson. The price of £69 for the 3.5in. disc and manual, plus £1 UK post, £2 to Europe and £4 elsewhere, reflects the fact that Sat-Pro is aimed at the professional market. For further details phone 0793 750 620 or write to Swift Television Publications, 17 Pittsfield, Cricklade, Swindon SN6 6AN.

## Teletopics

### TOWARDS TERRESTRIAL DIGITAL TV

BBC Engineering and Thomson-CSF/Laboratories Electroniques de Rennes (TCSF/LER) have demonstrated that it's possible to transmit at least one digital HDTV service in a standard 8MHz TV channel. The two organisations recently collaborated in a successful experimental digital TV transmission using a novel modulation technique that makes very efficient use of the signal spectrum available. It was part of a major programme which aims to bring digital HDTV to the public via terrestrial transmitter networks.

The tests involved broadcasting standard definition digital TV signals in a conventional 8MHz TV channel from a low-power transmitter at the BBC's Crystal Palace mast. The signals were successfully received at the BBC's Engineering Research Department at Kingswood Warren and a number of other sites in South London and Surrey. Further tests are expected to use full HDTV sources.

The modulation technique used and the transmitting and receiving equipment (modem) were developed by TCSF/LER to convey about 60Mbits/sec in a single 8MHz u.h.f. channel, i.e. sufficient digital data for two HDTV channels using a combination of signal compression techniques. The achievement of such a high spectral efficiency – about 7.5 bits per Hz of signal bandwidth – is a major development. Two separate 30Mbits/sec signals are transmitted in the channel, one with horizontal and the other with vertical polarisation. Instead of using a single carrier with its sidebands as in a conventional transmission, each 30Mbits/sec signal employs OFDM – orthogonal frequency division modulation. This involves the use of 512 closely-spaced carriers spaced 90° apart so that their sidebands, whilst overlapping, don't interfere. Each carrier is digitally modulated, using 64-state QAM (quadrature amplitude modulation), i.e. each carrier cycle can represent one of 64 states, determined by eight amplitude and eight phase values. Use of this modulation system in conjunction with digital compression techniques being worked on will in principle enable two HDTV programmes to be transmitted in a single 8MHz channel.

The successful tests show that this modulation technique has potential for major improvements in spectral efficiency in a wide range of applications. Other advantages include an inherent immunity to multipath propagation (ghosting): because the delay between the original and a reflected signal is generally much shorter than the gap between the original signal pulses (the data rate for each carrier is relatively low at around 60kbits/sec) the two cannot be confused.

The carriers can be spaced across the channel bandwidth in a way that minimises interference from PAL TV transmissions: those that would be close to the PAL luminance, chroma and sound carriers are not used, leaving notches in the OFDM spectrum. The BBC tests showed that the system could tolerate a PAL signal at -12dB power with respect to the digital signal (i.e. about a sixteenth as strong) in the

same channel without any effect on picture quality. A PAL transmission would suffer from considerable interference under these conditions.

The OFDM technique was first tested by the BBC in 1990 and proved highly successful for experimental digital audio broadcasting (DAB) with both fixed and mobile receivers. The original bit rate used was about 11Mbits/sec in an 8MHz channel – the DAB system using the OFDM technique has now been successfully developed under the auspices of Eureka Project 147/DAB, transmitting about 2.5Mbits/sec in a 1.5MHz bandwidth. The much higher bit rate and spectral efficiency of the system developed by TCSF/LER represents a further technological breakthrough in the application of OFDM, making the technique attractive for HDTV use. There is pressure for the u.h.f. channels 35 and 37 to be reserved for digital TV using these techniques should Channel 5 not go ahead.

### SONY MINI DISC LAUNCHED

Sony has now launched its Mini Disc audio system, which can both record and play back high-quality digital sound on 2.5in. magneto-optical discs. There are three models initially. Model MZ1 at £500 is a record-capable Walkman which includes a two-line, 24-character LC display to show the title, artist and time information. A title function enables users to add artist and track information on recordable blank discs. Other features include shuffle play and a stereo microphone input. The SCMS anti-copy system is used. A nicad battery that comes with the MZ1 provides a playing time of around 75 minutes. Model MZ2P at £400 is a play-back-only Walkman. Model MDXU1RDS at £850 is a player/CD autochanger controller. All models incorporate a new 4Mbit RAM as part of an anti-shock system: if the player is jolted it continues to provide an output while the laser tracking system realigns itself – the RAM stores ten seconds of music. A 60-minute blank recordable disc costs £9: 74-minute discs are promised for later in 1993. There are at present around 250 prerecorded discs at CD prices. Sony promises a 1,500-title catalogue by Christmas 1993.

### SATELLITE TV

According to the *Financial Times* satellite TV monitor there were some 71,000 receiver installations in October, an increase on September but well down on October 1991 when 100,000 dishes were sold or rented. According to manufacturers the equipment supply shortage that has been affecting sales is now over.

Cambridge Computer (1 Crompton Way, North Newmoor Industrial Estate, Irvine, Scotland KA11 4HU – 0294 222 100) has launched a new version of its Gemini LNB, designed for SMATV applications. The new Gemini dual LNB has separate outputs for horizontally and vertically polarised signals. The LNB is Astra and Eutelsat compatible, has a minimum conversion gain of 50dB, a typical noise figure of 1.2dB and a typical cross-polar rejection figure of 20dB.

Philips has expressed concern that versions of its BSB



receivers with unauthorised modifications for PAL reception have been on sale. The company points out that such modifications could affect BEAB approval.

### **PORTABLE TV SYSTEM**

A Hampshire inventor and the physics department of Loughborough University have patented a new portable TV system that can produce 3-D pictures with stereo sound. The Goggle Vox uses two miniature LCD screens which are worn as a pair of goggles. Its weight is 400g. A development called Microsharp, which can magnify pixels without reducing picture quality, is incorporated. Goggle Vox can be used to display video pictures or computer graphics. Sharp and Nintendo are amongst the companies said to be interested in the system.

### **NEW SONY TAPE SYSTEM**

Sony has launched a new digital audio tape system that's known as the Non-Tracking (NT) format. It can store up to two hours of digital stereo sound on a cassette the size of a postage stamp (30 x 21.5 x 5mm). The cassette weighs 2.3g and uses metal-evaporated tape. Helical tape scanning is used, but the tape isn't wrapped around the head drum: instead, when the cassette is inserted the drum slots into its top. The NT cassette has built-in guides and pinch rollers.

The sampling frequency is 32kHz and the frequency response 10-14,500Hz. Quantisation is 12-bit non-linear. There's no tracking system during recording or playback. The player has a three-head drum that reads the recorded data twice and processes it in a RAM.

The first NT machine, the Scoopman Model NT1 at £545, is aimed at the dictation market. Cost of a 90-minute cassette is £10.

### **HONG KONG TO TYNESIDE**

Hong Kong's largest TV manufacturer Kong Wah is to set up a plant at South Shields, Tyneside capable of producing 1,000 wide-screen, Nicam TV sets a day. Production is expected to start in September and the company is already engaged in discussions on UK component sourcing. When fully operational the plant will create 280 jobs. The company's decision to set up production facilities in Europe is based on fears that EC quotas may be tightened: European sales account for half the company's turnover, about £1.6bn in 1991.

### **HSE REGULATIONS**

Two new sets of health and safety Regulations, which will implement European Community directives in the UK, have been laid before Parliament. They come into force on January 1st. One affects manual handling of loads at work and the other work with display-screen equipment. The Health and Safety Executive (HSE) has published guidance booklets on the two sets of Regulations. Copies of the Health and Safety (Display Screen Equipment) Regulations 1992, SI1992 No. 2792 (ISBN 0-11-025919-X), at £1.90, and of the Manual Handling Operations Regulations 1992, SI1992 No. 2793 (ISBN 0-11-025920-3), at £1.50, are available from HMSO or booksellers.

### **MORE DATA DISCMEN**

Sony has launched three more Data Discman units. Model DD-DR1 is an electronic drive unit, without an LC display,

that links up with IBM and compatible computers. Price is £300. The DD-8 at £280 has a fixed 4in. LC display, an auto-scroll facility and bookmark. It weighs 450g. Model DD-10EX at £380 has a 3.5in. flip-up LCD.

### **SOLDERING IRON FUME-EXTRACTION KITS**

Antex has introduced a fume-extraction upgrade kit for its range of yellow soldering irons. The kit fits Models CS, XS, XSD, CTSC and XSTC. It consists of an extractor tube, 1.8m of flexible tubing, cable clips and a cleaning brush. Used with a pump and filtration system, fume-extraction soldering irons are the most effective way of removing harmful soldering gases as required by COSHH regulations.

### **CD-I OUTDATED?**

US computer games publisher Electronic Arts claims that the CD-I system, which is based on 8-bit technology, is out of date. It recently demonstrated a 32-bit multimedia player which is to be displayed at the January Consumer Electronics Show and is expected to be on sale in the USA by Christmas 1993. It has been developed by 3DO, a consortium that includes Electronic Arts and Time Warner. The player is being made by Matsushita.

### **VIDEO NEWS**

The latest camcorder from Mitsubishi, Model HS-CX6 at £900, includes a novel feature – it uses a monochrome c.r.t. in the viewfinder to display colour pictures. The system works as follows. The composite video signal is split into its RGB components and processed. Each signal is then applied to the c.r.t. sequentially, at a 150Hz rate. A fast-switching RGB filter in front of the c.r.t. produces the colour image. Mitsubishi says that the colour 'truefinder' gives better resolution than a colour LC display.

The forthcoming Super Nintendo game *King Arthur's World* will be the first to feature Dolby Surround Sound. It is expected to be released in Europe this spring.

Philips has introduced a four-head LP VCR with Nicam at £400; other features of the VR7225 include automatic 16:9/4:3 switching and NTSC playback.

Hitachi Denshi has introduced a high-sensitivity three-tube colour camera, Model Z-ML1. High sensitivity is achieved by the use of the new 2/3in. MS Hiselvicon pick-up tube which has a photoconductive film target with avalanche multiplication – this was jointly developed by NHK and Hitachi. The tube is thirty times more sensitive than a standard Saticon tube. Its low output capacitance, used with a low-noise preamplifier, enable high-quality pictures to be produced even in high-gain modes (+9 or +18dB). The tube uses twist-field technology to maximise resolution in the centre and corners – a resolution of 700 lines is achieved. Other significant features include iris automatic close, Peltier-effect cooling to prevent condensation and masking to facilitate colour adjustment.

### **IN BRIEF**

The Live '93 consumer electronics show is to be held at Olympia on September 16-20th. . . Fujitsu has developed an LCD screen that provides a six times wider viewing angle than conventional LCD screens. The improvement is achieved by using spherical instead of rectangular liquid-crystal cells. . . Philips has introduced an aerial-plus-amplifier, Model AE100 at £42, for use with pocket LCD or portable TV sets.

# All About Electrolytic Capacitors

Ray Porter, M.Sc., C. Eng., MIEE

Aluminium electrolytic capacitors are widely used where high capacitance values are required. Regular *Television* readers will have noticed that a significant number of equipment faults are caused by their failure. This article provides a historical background then goes on to describe the construction, limitations and failure mechanisms of these components in their miniature PCB-mounted form. With this information electronic project constructors and service engineers will be able to choose the component best suited for a particular purpose – where this is not dictated by physical size or the pitch of the leadout wires.

## A Century of Electrolytics

The electrolytic capacitor, or condenser as it was then known, was invented a hundred years ago in Germany. It was first used as a filtering element in battery eliminators during the Twenties, when electronic engineering was almost totally concerned with radio broadcast and receiving equipment. These early versions had a “wet” electrolyte and had to be vertically mounted. This limitation was lifted in 1928 when “dry” electrolyte, i.e. impregnated paper, started to be used.

As a result of enhancements in both design and the manufacturing processes used there have been improvements in performance, size and reliability over the last ten years. Compact, modern consumer electronic products continue to require the most that components can give by way of performance however. Thus component failures do occur.

## Construction

Fig. 1 shows the general form of construction. The aluminium electrolytic capacitor consists of two layers of aluminium foil which are separated by paper that's impregnated with an electrolyte gel – the capacitor derives its name from this. The foil and paper sandwich is spirally wound and then enclosed in an aluminium or plastic tube.

Only one of the foil layers is an actual electrode of the capacitor – the positive plate or anode. By etching its surface the effective area of the anode is increased one hundredfold, thus increasing the capacitance value obtained

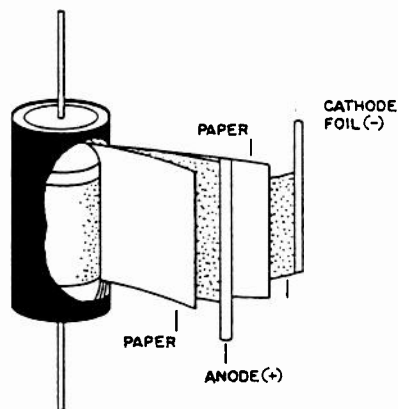


Fig. 1: Basic construction of an aluminium electrolytic capacitor.

in comparison to that achievable using plain foil. The second electrode, the negative plate, is the electrolyte which is in contact with the anode foil. The second foil serves only to provide a contact with the electrolyte. Aluminium oxide, which is formed on the capacitor's anode electrochemically during manufacture, serves as the dielectric. The relative permittivity of the aluminium oxide is about eight: its thickness, which depends on the forming voltage applied during manufacture, is about 1.5 nanometres per volt. It's because of the dielectric strength of about 1MV per mm and the moderate relative permittivity that the aluminium electrolytic achieves the highest CV product within a particular volume of any form of capacitor.

## Equivalent Circuit

The equivalent circuit, which explains the major features of the electrolytic capacitor, is shown in Fig. 2. Shunt resistance  $R$  represents the effect of d.c. leakage. A very small amount of power is dissipated in  $R$ , but this causes negligible heating compared to that dissipated in the equivalent series resistance ESR. Ripple or a.c. passing through the capacitor produces a power loss in the ESR. This results in heating within the capacitor. The ESR also explains why the capacitor can't behave as a short-circuit at high frequencies. The very wide use of switch-mode power supplies has increased the demand for low-impedance, high-frequency capacitors with high ripple current ratings. Suitable types always have a low ESR, for reasons that will be explained later.  $L$  is the self-inductance, which is the result of the physical geometry of the capacitor and its terminations. The magnitude of  $L$  is such that electrolytics are ineffective as capacitors at radio frequencies. At these frequencies the inductive reactance is large.

## Variations of Characteristics in Use

Fig. 3 shows show the characteristics of aluminium electrolytics vary with applied frequency, changes of internal temperature, increases in applied d.c. voltage and the passage of time. This information can be used as a guide in assessing the suitability of an electrolytic capacitor for use under arduous environmental and electrical conditions.

## Effect of Temperature Increase

Increased temperature within an electrolytic capacitor produces a capacitance change that may make it unsuitable for use in a timing circuit. But the most important long-term effect of increased temperature is that the capacitor's life is reduced. This occurs because the electrolyte evaporates, its vapour passing through the end seal which is usually a rubber plug. The loss of electrolyte reduces the capacitance and increases the ESR, since less plate area is then in use. These changes in electrical effectiveness result in equipment failures because filtering and coupling deteriorate. The deterioration reaches the point where correct circuit operating conditions are no longer maintained.

Increased ambient temperature also leads to increased internal temperature. It has been found that because the electrolyte evaporates more rapidly at high temperature the

life expectancy of an electrolytic capacitor at 60°C is twice that at 75°C, while at 85°C life is again halved. Extreme increase in internal temperature produces increased internal pressure. This is relieved by a controlled thickness vent in the can, a diaphragm in large cans or by expulsion of the rubber end plug in miniature electrolytics.

### Ripple Current Rating

The permissible ripple current is limited by the capacitor's internal temperature which rises because of dissipation due to the ESR. It has been found that temperature rise in °C is equal to:

$$(I^2 \times \text{ESR} \times 1.1 \times 10^5) / \text{can area in sq. mm.}$$

Thus a larger can and/or a lower ESR results in a higher ripple current rating.

### Forward Voltage Rating

The forward voltage rating is related to the voltage used while forming the dielectric during manufacture and is the maker's recommended maximum value. At one time the use

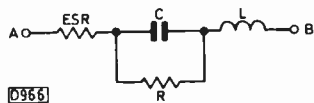


Fig. 2: Simplified equivalent circuit of an electrolytic capacitor. A and B are the terminals, C is the effective capacitance, R is the shunt resistance (insulation resistance) through which d.c. leakage current flows, ESR is the equivalent series resistance and L the capacitor's self-inductance due to its terminals, electrodes and geometry.

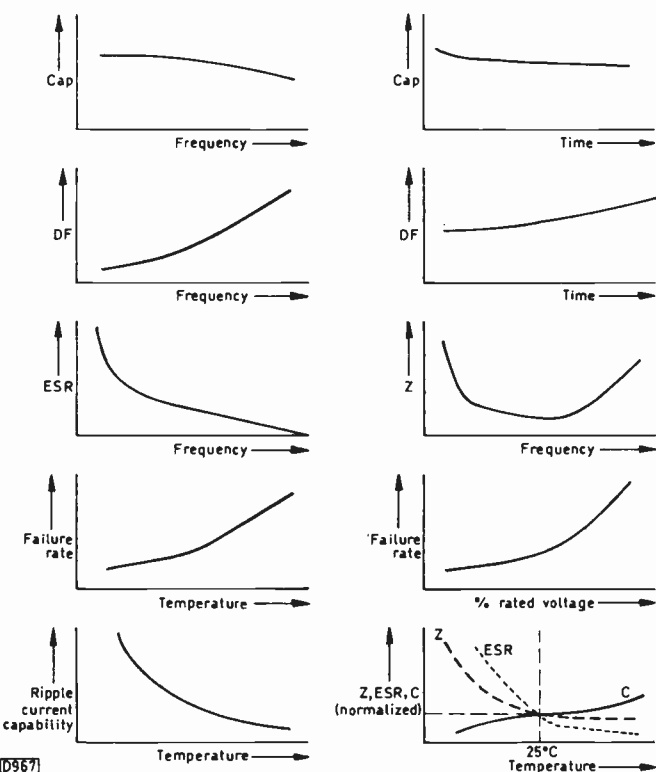


Fig. 3: How the characteristics of an aluminium electrolytic capacitor vary with temperature, frequency, time and applied voltage.

of an electrolytic capacitor at less than its rated value resulted in deterioration of the dielectric. Use of high purity aluminium foil has solved this problem, and now the effect of using an electrolytic capacitor at less than its rated value is to increase the dielectric's reliability in accordance with a fifth power law, e.g. failure rate at 80 per cent of the rated voltage =  $0.8^5 = 0.33$  times the failure rate at 100 per cent. Thus the life expectancy of the dielectric is increased three times by a 20 per cent reduction in the applied voltage.

### Reverse Voltage

Up to 1.5V is an acceptable reverse voltage for aluminium electrolytics. Non-polarised types often have seals at both ends of the can. Because of this the electrolyte vapour leakage is twice that with a single-ended type. So it's worth considering the use of a polarised type even where no bias voltage is normally present in the circuit concerned.

Application of a higher reverse voltage for a long time will result in a loss of capacitance. But application of a significantly higher reverse voltage for a short period of time won't cause failure either in the reverse direction or when the capacitor is subsequently used with the correct forward voltage. Be careful about applying incorrect d.c. voltages to electrolytics: their failure mode can be explosively dangerous when internal pressure is released after an excessive temperature rise.

### Expected Life

Manufacturers seem to regard the life of components used in consumer electronic products as being a minimum of three-five years. This is checked by testing at maximum temperature for up to 10,000 hours. But degradation limits with bottom-of-the-range electrolytics are specified for only 500 hours – see Table 1. This means that significant deterio-

**ANSWER TO TEST CASE 361**  
**- SEE PAGE 214 -**

You probably worked out the solutions to George's problems, but here they are. First, although the nominal operating voltage of a camcorder may be say 6V, as in this case, the conditions are not as simple as those for a torch bulb or a transistor radio! Operation of the control circuitry is closely geared to the characteristics of the on-board battery provided: at the point where the camcorder cuts out there has to be enough energy left in the battery to operate the unlatch and tape-eject mechanisms.

By the time that George's 6V supply had worked its way via a fuse, four plug-socket connections and several metres of thin flex it was, on its arrival at the voltage-sensor within the machine, somewhat depleted. This was especially the case at certain stages of the camcorder's operation, when it was taking almost 1A from its supply. We replaced the flex with a thicker type and suggested to George that he added one more cell to his battery to boost the supply to 7.2V. This did the trick.

The cause of the hum problem was stray pick-up of 50Hz radiation from the mains supply. This can occur when a camcorder is electrically floating because it's fed from a mains-isolated power supply. The solution was simple: to earth the camcorder's chassis line. George's customers' Magic Memories were flowing again the very next day.

**Table 1: Typical electrolytic capacitor characteristics.**

Voltage rating:	10V	16V	25V	35V	50V	63V
<i>Dissipation factor for capacitors with values between 0.47<math>\mu</math>F-1,000<math>\mu</math>F</i>						
105°C type	0.19	0.16	0.14	0.12	0.1	0.1
Low ESR type	0.15	0.1	0.08	0.07	0.06	0.05
<i>ESR of a 220<math>\mu</math>F capacitor at 120Hz (<math>\Omega</math>)</i>						
105°C type	1.15	0.97	0.84	0.72	0.6	0.6
Low ESR type	0.5	0.4	0.32	0.28	0.22	0.21
<i>Maximum ripple current at 120Hz (mA)</i>						
105°C type	260	320	430	480	540	580
Low ESR type	380	450	600	700	900	1,100
<i>Case size, diameter x length in mm</i>						
105°C type	8 x 11	10 x 12.5	10 x 16	10 x 20	12.5 x 20	12.5 x 25
Low ESR type	10 x 16	10 x 16	12.5 x 20	12.5 x 25	16 x 25	16 x 31.5
<i>Life test data: permitted dissipation factor</i>						
105°C type, after 500 hours	1.5 x initial value					
Low ESR type, after 2,000 hours	2 x initial value					

ration will occur after say a year if the capacitor is operated with a high internal temperature.

In the UK, ambient temperatures for consumer equipment are normally 20-30°C. The ambient summertime temperature in China is around 40°C, which must shorten the life of electrolytics used there. Long-haul travellers are advised to keep their camcorders cool!

Manufacturers consider the end of an electrolytic capacitor's useful life to be when 40 per cent of the electrolyte has evaporated and escaped through the end seal, but catastrophic failure as described below may occur before this point is reached.

### Failure Modes

The most common cause of failure when electrolytic capacitors are being tested for useful life expectancy is a short-circuit through the dielectric because of voltage stress. Open-circuits occur because of mechanical failure of the joint between the foil and capacitor terminals and are much less common. In field servicing the most common cause of failure is the absorption of hydrogenated hydrocarbon cleaners, which attack the aluminium foil, through the end seal. Current "green" practices in industry are to use no-wash or water-washable fluxes while soldering, which should reduce this type of field failure.

### Typical Characteristics

Table 1 lists typical electrolytic capacitor characteristics in relation to voltage rating. This shows that capacitors with the same voltage rating and type of construction have the same dissipation factor. A capacitor that will provide better reliability can thus be chosen, since use of one with a higher voltage rating will result in longer dielectric life because of the voltage derating factor while the drying-up process will

be slower because the internal temperature will be lower. Internal temperature is reduced because high-voltage capacitors have a larger case size and a lower ESR value. Because of the heat-handling capability of higher-voltage capacitors their ripple current rating increases with voltage rating for a given capacitance value.

### Acknowledgement

My thanks to Sprague Electric and Rubycon for supplying performance and life data for their ranges of miniature aluminium electrolytic capacitors.

### GLOSSARY OF TERMS

**Dissipation Factor (DF):** The ratio of the effective series resistance (ESR) of a capacitor to its reactance at a specified frequency.

**Effective Series Resistance (ESR):** This is the "lumped" element that's used for purposes of calculation to explain the power loss within a capacitor when it passes a.c.

**Etching:** An electrochemical process that roughens the surface of the aluminium foil, thereby increasing its surface area in comparison with unetched foil.

**Quality Factor (QF):** The ratio of capacitive reactance to ESR at a specified frequency. It's the inverse of DF.

**Working Voltage:** The maximum d.c. voltage that can be applied to a capacitor for continuous duty at the maximum rated temperature.



# Camcorner

*Reports from Brian Storm  
and David C. Woodnott*

## **Panasonic NVM7**

Intermittent flashing was the complaint with this camcorder. Sure enough after about twenty minutes the colour content of the camera picture started to flash and break up. Scope checks around the camera process board, after first removing multiple screening cans etc., showed that the R – Y and B – Y signal outputs from the Y and C processor chip IC304 were fluctuating severely. Farther back in the signal chain, at the other side of the 1H and 2H delay CCD chip (VCR200), things settled down a bit. Replacing this item cured the fault.

**B.S.**

## **Panasonic NVM7**

This M7 was dead: the power supply wouldn't stay on because the 16V and –8V camera supplies were missing, their absence activating a power-off circuit. The root of the problem seemed to be a badly scorched chopper transistor, Q1003, for the 16V and –8V supplies. After fitting a replacement 2SD1293M there was a wisp of smoke from the camera section. Fortunately I was able to switch off before Q1003 expired again. The cause of this latest problem was a charred luminance 1H delay CCD chip (VCR0199) on the camera process board – it had gone short-circuit to chassis.

**B.S.**

## **Philips VKR6820**

This is an earlyish Panasonic clone. The report was of no playback sound though I couldn't find anything amiss. A call to the customer provided the answer. There was no sound on holiday in Sweden! He'd not tried it back home. Unfortunately this is one of the very few machines in which the 5.5MHz sound carrier is not a switchable option on the r.f. unit.

**D.C.W.**

## **JVC GRC7E/Ferguson 3C03**

The reported fault was no focus: the lens unit was well and truly jammed. It's quite a common fault with these camcorders. As a replacement optical block is expensive it's worth having a go at carrying out a repair, though repair is probably not the right word as the action required is to strip the optical assembly from the camera head and "unscrew" the primary lens. This involves removal of a piece of "sticky tape" that locates the mating edges of the separate lens parts. Mark both surfaces to help with reassembly,

If it's now possible to unscrew the primary lens all is well. If not, apply a minimum of force to the primary lens by holding the camera body and pressing the lens hood against a firm surface. If you're lucky a click will be heard (and felt) as the lens assembly assumes its new position.

Once the primary lens is free, remove it from the rest of the assembly. Check whether the multithread threads of the lens and its housing are damaged (cracked). If all is well, reassemble the primary lens to the main assembly, noting that the correct threading of these parts will allow full rotation of the assembly. Refit the "sticky tape", align the lens sections and check the zoom and focus rings for freedom of operation. Set up as required – back focus, A/F tracking and focal distance.

This procedure can be carried out with certain other JVC

models – indeed with most early models from most manufacturers, including the latest full-size machines with manually adjustable focus and zoom lenses.

**D.C.W.**

## **Panasonic NVMS1**

The report said auto-focus sticking. Investigation showed that this full-size camcorder had been dropped on its optical block end. In fact the primary lens was coming away from the rest of the unit, the result being that it jammed in certain positions. Now a new optical unit for one of these machines costs around £200 trade. When you add the labour charge, this repair for what is really not too serious a problem can be quite expensive, at least from the customer's point of view. Can it be done more cheaply? – how often do we hear these words! Well yes it can, but only by dismantling the primary lens and drilling a small (0.8mm!) hole to accommodate a securing screw. Result, a satisfied customer.

But don't do this sort of thing if you have anything better to do! An interest in model building means that I've assembled a range of small hand tools that are occasionally pressed into service for jobs like this. If you do wish to attempt the odd mechanical repair you will need very small drills, taps etc. – model making suppliers are a good source.

**D.C.W.**

## **Sony CCDV88**

The fault report with this handycam was of odd coloured lines and patches floating up the picture. The cause was a dirty flying erase head. Nearly fooled me – the video heads were o.k.

**D.C.W.**

## **JVC GRC1**

I expect everyone has had the no colour fault with one of these early camcorders. This one was no exception – the culprit was the MCM1068A chip IC8. Good results were obtained after setting up the chroma circuits.

**D.C.W.**

## **Panasonic NVMS70**

If the problem with one of these camcorders is intermittent operation and/or intermittent viewfinder and LCD displays replace both clock oscillators on the operation PCB. One runs at 32kHz, the other at 4MHz. This can save much searching and time.

**D.C.W.**

## **Amstrad VMC100**

These record-only camcorders can be difficult to service without the special jig that allows a playback mode to be entered. This one reportedly left loops of tape and ejected the cassette at random. It certainly lived up to its reputation! It would run for a while, stop, eject the cassette (complete with a loop of tape) then refuse to do anything.

When I removed the case to see what was going on I discovered that the capstan stopped intermittently, producing the fault symptoms. If pause was selected in the record mode the machine would sit there with the capstan running until record was again selected, when the capstan would cease to rotate. The cause of the problem was a faulty BA6431F capstan drive chip.

**D.C.W.**

# Test Report: Fluke Model 12 DMM

David Botto

The Fluke Model 12 digital multimeter can fairly be described as being at the leading edge of DMM technology. It's a brand new design packed with an impressive range of facilities. The dimensions – 3.46 x 7.05 x 14.23cm, or 1.35 x 2.75 x 5.55in. if you prefer it that way – are such that it fits easily in one hand. On my scales the weight reading, including battery, was a fraction under 10oz.

To replace the battery (a standard 9V NEDA 1604/IEC 6F22/PP3) you remove four screws from the back after which the front of the instrument can be lifted off. Battery life is specified as 650 continuous hours with an alkaline battery, 450 hours with a carbon-zinc battery. To economise on battery life, if the meter is left switched on but is unused for more than 45 minutes it goes into the standby mode and the display blanks.

Battery replacement gives you an opportunity to inspect the innards of the Fluke 12. You'll find that the meter is well made from top-quality materials. The case is formed from grey, high-impact plastic that looks as though it will stand up to life in the service department. A slight upwards tilt when the meter is placed on the bench makes it easier to read the display. An anti-skid pad on the lower part of the base ensures a good grip on the work surface.

The liquid-crystal readout is of the 3 3/4 digit (4,000 count) type, updating four times a second. I found that the thick, solid, jet-black, 15/32in. high digits are easy to read at distances of up to three feet. The two test prods are well-built with finger guards, Hard Point tips and extra-long connectors that plug into recessed, well-insulated sockets at the front edge of the meter. For range and function selection there are a stout three-position slide switch and four tough-looking push-buttons. These are labelled with an equals sign, an M, a circle/square dot symbol and a capacitor respectively.

## Resistance and Continuity Checks

For continuity and resistance checks you push the slide switch to its far right position. A diode symbol appears in the display. To change from resistance to the diode range you press the button with the equals sign. According to Fluke the open-circuit voltage across the test probes is less than 1.5V in the resistance mode, 2.4-3V in the diode mode. I found that this is so, getting readings of 0.693V in the former mode and 2.6V in the latter. A small-signal diode registered 1.704M $\Omega$  one way and infinity the other in the ohms range. Thus the majority of components can be checked in-circuit in this mode.

Provided the resistance is less than 25 $\Omega$  the beeper keeps operating while making continuity and resistance checks. I found this particularly useful when checking PCB tracks.

The resistance ranges cover from 0.1 $\Omega$  to 40M $\Omega$ .

Short-to-open and open-to-short transitions can be captured and visually displayed. After connecting the test probes to the circuit you press the M button. M then appears in the display, which shows either an open- or a short-circuit condition – see Fig. 1. When a transition is detected the meter gives out a beep and the transition is captured in the display. With further changes the meter beeps but the display doesn't alter – to reset the display and return to the capture mode you press the M button again.

There's also an effective diode and semiconductor junction

test. A good junction shows about 0.6V one way and OL the other.

## V-Chek Mode

When I first started servicing a senior engineer who knew his business told me that "after measuring resistance a multimeter should be immediately switched to its highest d.c. voltage range – your next check could be an h.t. line measurement". This proved to be good advice: the one time I ignored it the result was a cloud of black smoke and a written-off analogue meter. Thanks to advanced microprocessor technology however you can ignore this rule when the Fluke 12 is in its V-Chek mode.

Whenever the meter detects a voltage greater than about 4.5V while you are carrying out continuity or resistance checks and the meter is not in the manual range the V-Chek symbol appears: the meter then switches automatically to fast-autoranging a.c. or d.c. voltage, the readout indicates the a.c. or d.c. voltage present and the symbol LoZ (low impedance) appears as a reminder. A beeper momentarily sounds as each measurement is made, though you can disable the beeper by pressing the equals button when you switch the meter on. It's quite an experience to measure 0.5 $\Omega$  then immediately connect the probes to the mains supply and read off 250V a.c.!

In the V-Chek mode you can carry out all the basic a.c. and d.c. voltage and resistance/continuity checks required – provided you are working on circuits, such as power supplies and other sources, with a low output impedance. The reason for this is that in the V-Chek mode the meter's input impedance is only 2k $\Omega$ . So this facility shouldn't be used for voltage measurements where a 2k $\Omega$  load could damage the circuit.

I found that the V-Chek setting was the only one needed for the majority of trouble-shooting tests. It saved me much time and frustration.

V-Chek can be disabled by pressing the button with the circle/square dot symbol: this symbol then appears in the display and the meter is locked to the selected manual setting function. But in practice I never found it necessary to do this.

## Voltage Measurements

The basic voltage ranges are selected by setting the slide switch to its centre position. For a.c. press the equals button. There are a.c. and d.c. voltage ranges from 4V to 600V, the input impedance being 10M $\Omega$  on the d.c. ranges and 5M $\Omega$  on the a.c. ranges. When you switch the meter on it switches automatically to autorange – and the autorange is fast. You can lock the ranges for manual operation by pressing the button with the circle/square dot symbol which then appears in the display.

There are also 4,000mV ranges which can be entered only in the manual range mode. These are for convenience when using certain accessories.

Current measuring ranges are not included. So far as I'm concerned this is not a serious disadvantage as I rarely use DMM current ranges. I do what most service engineers do – measure the voltage across a handy resistor and mentally calculate the current using Mr. Ohm's well-known law. This

saves a lot of unnecessary and often destructive component desoldering and resoldering.

## Min/Max Operation

Many DMMs have a min/max function. The Fluke 12 goes a big step farther. You set the meter to the required voltage or resistance range and connect it to the circuit. Then press the M button. This symbol is now displayed and autorange is disabled.

When the reading changes by more than about 50 digits the meter beeps a brief input "change alert" signal. When a new minimum or maximum reading is recorded the meter emits a longer beep. You can then press button M and the meter will cycle through the maximum, minimum and present reading. To exit min/max and erase the stored readings press button M for two seconds or change the measurement function.

But this isn't the end of the story. You can also measure the elapsed time between the minimum and maximum readings, something that's a real boon when there is an intermittent fault and you don't know how often it occurs. It works as follows.

First you enable the min/max elapsed clock by holding down button M and moving the slide switch from off to either the voltage or the resistance/continuity position. Then connect the leads to the circuit. All that's now required is to press button M. The M symbol appears in the display and the time is set to 00.00. By continuing to press button M the DMM steps through the min/max/present reading sequence.

The meter doesn't go into standby after 45 minutes in the min/max mode.

## Capacitance Measurement

The Fluke 12 has the best DMM capacitance measurement range I've yet come across. With most DMMs 20µF is the maximum value that can be measured. With the Fluke 12 you can check capacitance values from 0.001µF to virtually 10,000µF. This wide, fully-autoranging coverage removes the need for a separate capacitance meter. I do however feel it's a pity that small capacitance values in the pF range can't be checked.

The red lead must be connected to the capacitor's positive lead when checking electrolytics. If a capacitor retains a slight charge, due to dielectric absorption, the letters DISC appear in the display until the capacitor is completely discharged. It's important that capacitors are discharged before making checks.

In the capacitance ranges the meter has a full four-digit 9999 readout.

## Safety and Overload Protection

The meter is designed to Protection Class II requirement of UL1244, ANSI/ISA-S82, CSA C22.2 No. 231 and VDE 0411 plus IEC 1010 overvoltage category III. All inputs are overload protected up to 600V.

## Ranges and Accuracy

A brief specification for the Fluke 12 is shown in Table 1. The manufacturer states that the meter is calibrated using standards and instruments whose accuracy is traceable to the US National Institute of Standards or to nationally accepted measuring systems. Accuracy is guaranteed for a year after calibration provided temperature recommendations are observed. The meter has a two year guarantee.

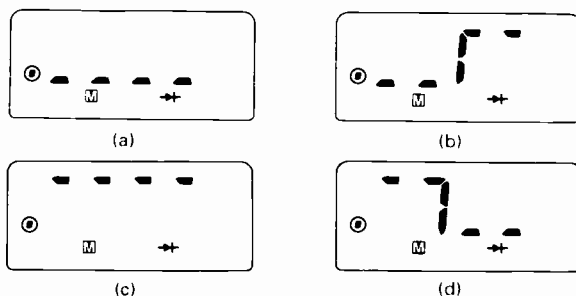


Fig. 1: Displays for the short-circuit condition (a), a short-to-open transition (b), the open-circuit condition (c) and an open-to-short transition (d).

I found that the ranges are well within the claimed accuracy limits. For example, 5V d.c. applied to the meter could, in accordance with the stated tolerance of  $\pm 0.9$  per cent, produce a reading of anything between 4.955-5.045V. My measurement with a 5V precision source produced a reading of 5.01V, which is pretty good. As another example -12V d.c. from a precision source produced a reading of -12.01V, an excellent result.

## Conclusion

The 12 doesn't have a frequency-measuring function but, considering its extremely reasonable cost, that would have been expecting rather too much. In view of its advanced specification I expected the price to be right up in the top bracket. It's only £66.95 plus VAT. A well-written, detailed, user-friendly manual comes with it. An optional yellow rubber holster with tilt stand is available at £10 plus VAT. This is well worth having to protect the meter.

The Fluke 12 is available from Philips Test and Measurement, Colonial Way, Watford, Herts WD2 4TT - telephone 0923 240 511.

My thanks to Raj Sondi for arranging to lend me the meter for review. Sadly I now have to return it to Philips.

Table 1: Brief electrical specification.

Range	Resolution	Accuracy
4,000mV a.c.	1mV	$\pm 1.9\% + 3$
4V a.c.	0.001V	$\pm 1.9\% + 3$
40V a.c.	0.01V	$\pm 1.9\% + 3$
400V a.c.	0.1V	$\pm 1.9\% + 3$
600V a.c.	1V	$\pm 1.9\% + 3$
4,000mV d.c.	1mV	$\pm 0.9\% + 2$
4V d.c.	0.001V	$\pm 0.9\% + 2$
40V d.c.	0.01V	$\pm 0.9\% + 1$
400V d.c.	0.1V	$\pm 0.9\% + 1$
600V d.c.	1V	$\pm 0.9\% + 1$
400Ω	0.1Ω	$\pm 0.9\% + 1$
4kΩ	1Ω	$\pm 0.9\% + 1$
40kΩ	10Ω	$\pm 0.9\% + 1$
400kΩ	100Ω	$\pm 0.9\% + 1$
4MΩ	1kΩ	$\pm 0.9\% + 1$
40MΩ	10kΩ	$\pm 1.5\% + 3$
1µF	0.001µF	$\pm 1.9\% + 2$
10µF	0.01µF	$\pm 1.9\% + 2$
100µF	0.1µF	$\pm 1.9\% + 2$
1,000µF	1µF	$\pm 1.9\% + 2$
10,000µF	10µF	$\pm 10\% + 90$

(typical)

# ECONOMIC DEVICES 32 TEMPLE STREET, WOLVERHAMPTON, WV2 4AN

15/80H	3.63	25C15730	0.25	25D669	0.53	BC141	0.24	BD201	0.38	BFR79	0.37	CD4053	0.19	M51393AP	4.50	SG613		TA7063P	1.10	TDA1083	1.15	TDA4605	2.92		
15/85R	3.72	25C1675	0.08	25D669A	0.52	BC147A	0.05	BD203	0.45	BFR90	0.59	CD4066	0.29	M51521L	1.95		18.24	TA7122P	0.61	TDA1151	0.40	TDA4950	1.17		
17052	3.10	25C1685	0.13	25D716	1.39	BC148	0.11	BD232	0.27	BFR90A	0.59	CD4069	0.17	M51521L	0.54	SGSIF344	5.04	TA7146P	5.44	TDA1170	0.96	TDA7240A	1.48		
17053	2.31	25C1740	0.14	25D717	1.14	BC148A	0.05	BD234	0.24	BFR91	0.46	CD4070	0.13	M5218L	0.36	SKE2G202	0.63	TA7176P	1.25	TDA1170N	1.19	TDA7270S	7.96		
17088	3.28	25C1815	0.16	25D762	1.23	BC148B	0.03	BD237	0.29	BFR96	0.51	CMX62A	0.69	M5231L	0.63	SKE4F104	0.94	TA7193AP	3.26	TDA1170S	0.87	TDA8140	2.31		
17097	3.28	25C1815	0.16	25D762	1.23	BC149	0.03	BD238	0.10	BFR92A	0.48	CR3CM	2.54	M5321P	1.43	SKE4F210	0.84	TA7193P	3.97	TDA1180	1.24	TDA8153	4.95		
17129	1.71	25C1827	0.19	25D774	0.23	BC149C	0.03	BD239	0.28	BFX85	0.32	CR202AM	1.69	M54532	1.24	SKE5F310	1.63	TA7205	0.00	TDA1190Z	3.96	TDA8170	2.55		
1N4001	0.03	25C1827	0.19	25D777E	0.25	BC157	0.12	BD241	0.39	BFY50	0.31	CV12E	2.44	M54543L	1.28	SL1430	1.36	TA7205AP	0.91	TDA1200	0.88	TDA8180	5.19		
1N4002	0.06	25C1845	0.69	25D817	0.90	BC159	0.05	BD243	0.37	BFY51	0.33	CK109	6.88	M54544L	1.46	SL1431	1.65	TA7205P	0.00	TDA1270	1.73	TDA8190	2.78		
1N4003	0.04	25C1846	0.28	25D841	1.24	BC160	0.40	BD243A	0.41	BR100	0.13	DA124EF	0.12	M54548L	2.45	SL1432	1.76	TA7207P	1.63	TDA1412	0.70	TDA9503	1.56		
1N4004	0.06	25C1923	2.19	25D869	2.47	BC167	0.40	BD244A	0.33	BR103	0.37	ER140	2.08	M54648L	5.04	SL490	2.31	TA7214P	3.63	TDA1470	0.00	TEA1009	1.20		
1N4005	0.05	25C1942	0.10	25D871	2.45	BC171B	0.13	BD244C	0.20	BR303	1.07	HA11235	1.73	M54898AP		SN29764AN	1.77	TA7217AP	1.40	TDA1506	4.45	TEA1014	1.81		
1N4006	0.05	25C1969	0.10	25D872	4.95	BC177	0.13	BD245C	0.69	BRX44	0.99	HA11244	3.71		15.58	SN7474N	0.36	TA7222	1.24	TDA1510	1.42	TEA1039	1.73		
1N4007	0.05	25C2001	0.84	25D880	0.33	BC178	0.10	BD246G	0.69	BRV56	0.41	HA1124A	0.70	M58485P	5.77	SN76013ND	7.75	TA7222AP	1.23	TDA1512	2.29	TEA1018A	1.15		
1N4148	0.03	25C1983	0.13	25D882	0.29	BC182	0.05	BD278A	0.54	BSS38	0.69	HA11423	1.96	MB3730	2.31	SN76227N	1.03	TA7227P	1.47	TDA1515A	2.47	TEA2164	2.40		
1N4446	0.05	25C2001	0.84	25D882	0.29	BC182A	0.12	BD317	1.40	BT120	1.24	HA11440	2.83	MB3731	1.98	SN76666N	1.22	TA7230P	1.30	TDA1516G	3.23	TEA2165	4.95		
1N5061	0.22	25C2029	0.33	25D944	4.55	BC182L	0.05	BD318	1.12	BT129	3.16	HA1166G	3.28	MC13002	4.65	SR2M	0.65	TA7233P	1.72	TDA1518D	3.05	TIC1060	0.53		
1N5402	0.11	25C2070	0.57	25D993	0.36	BC182BL	0.05	BD380	0.33	BT13600	0.92	HA11713	1.20	MC13002	4.65	SR2M	0.65	TA7240AP	0.00	TDA1570A	2.72	TIC106M	0.58		
1N5406	0.11	25C2141	1.43	24L500	0.20	BC183	0.05	BD433	0.26	BT151500R	1.78	HA11741	6.25	MC13002P	4.65	ST431M	2.31	TA7240P	2.15	TDA1701	4.71	TIC45	0.57		
1N5408	0.11	25C2166	0.92	7805	0.23	BC184	0.08	BD434	0.28	BT151800	1.11	HA11745	5.60	MC13101P	0.82	ST4401	0.82	TA7241	2.23	TDA1770	2.49	TIL100	0.50		
1N5408	0.03	25C2168	0.87	7805T022	0.00	BC184L	0.03	BD435	0.36	BU205	1.03	HA13001	1.30	MC1327AP	1.57	ST4441C	2.39	TA7243P	0.00	TDA1870	0.00	TIP110	0.33		
151555	0.21	25C2236	0.21	7812	0.35	BC204	0.35	BD437	0.31	BU208A	1.12	HA13108	2.67	MC1330AP	1.22	STK0029	5.70	TA7250	3.28	TDA1904	1.17	TIP112	0.00		
152076	0.28	25C2274	0.21	7815	0.29	BC204	0.22	BD438	0.16	BU208A	0.85	HA13118	1.43	MC1350P	1.76	STK0039	5.52	TA7267P	1.96	TDA1905	0.90	TIP112H	0.56		
2N219A	0.26	25C2274	0.21	7818	0.39	BC212	0.04	BD441	0.69	BU406	0.63	HA13403	4.95	MC1358P	1.23	STK0059	9.46	TA7270P	1.50	TDA1940	3.89	TIP121	0.40		
2N2222	0.18	25C2274	0.28	7905	0.33	BC212B	0.05	BD442	0.40	BU406D	0.99	HA13744	3.96	MC14493P	3.79	STK025	9.37	TA7271P	1.89	TDA1950	1.80	TIP126	0.51		
2N2905	0.20	25C2314	0.71	7912	0.34	BC212L	0.05	BD510	1.30	BU407	0.51	HA1377	2.36	MC14528BCP		STK043	0.00	TA7273	3.43	TDA2002	0.82	TIP132	0.44		
2N2926G	0.35	25C2335	0.10	AA119	0.41	BC213	0.10	BD529	0.93	BU407D	0.94	HA1388	2.22		2.15	STK3042	4.82	TA7274P	2.15	TDA2003G	0.63	TIP137	0.46		
2N3053	0.34	25C2458	0.08	AA119	0.34	BC213	0.10	BD529	0.93	BU407D	0.94	HA1388	2.22		2.15	STK3042	4.82	TA7274P	2.15	TDA2003G	0.63	TIP137	0.46		
2N3054	0.95	25C2482	0.24	AA143	0.12	BC214	0.05	BD530	1.01	BU426A	0.87	HA1389	2.44	MDA2062	2.14	STK3062	8.62	TA7280	2.11	TDA2004	1.23	TIP2955	0.79		
2N3055	0.42	25C247E	0.23	AC127	0.12	BC214L	0.08	BD535	1.41	BU426A	2.06	HA1392	1.56	MLJ2955	0.94	STK4131	7.56	TA7281	0.00	TDA2005	1.23	TIP29C	0.29		
2N3055	0.85	25C2565	3.67	AC141K	0.44	BC237	0.07	BD536	0.46	BU500	1.03	HA1397	2.55	MLJ802	1.65	STK4141	8.00	TA7299	1.93	TDA2006	1.02	TIP29E	0.52		
2N3702	0.10	25C2570A	0.28	AC176K	0.29	BC237A	0.04	BD675	0.29	BU508A	0.92	HA1398	2.26	MJE13005	0.79	STK4142	7.97	TA7310P	0.60	TDA2009	2.22	TIP3055	0.69		
2N3704	0.13	25C2577	1.50	AC187	0.15	BC237B	0.04	BD677	0.31	BU508AF	1.20	HA1452	0.00	MJE2955	0.66	STK4162M	9.22	TA7317P	0.77	TDA2020	2.29	TIP30C	0.16		
2N3773	0.99	25C2581	2.38	AC187K	0.31	BC238	0.10	BD707	0.49	BU508D	1.23	HM508Z		STK4171				TA7325P	1.63	TDA2030	0.00	TIP31	0.00		
2N3819	0.33	25C2632	0.28	AC188	0.29	BC238B	0.05	BD839	0.49	BU508DF	0.92	HM508Z			10.09	MJE340	0.38		10.50	TA7343AP	0.69	TDA2030H	0.59	TIP31A	0.31
2N3904	0.10	25C2655	0.24	AC188K	0.65	BC239	0.03	BD901	0.45	BU508V	1.13	HM6251	9.24	MLN237B	1.23	STK4181I		TA7358P	0.75	TDA2030V	0.70	TIP31B	0.29		
2N4444	2.60	25C2671	0.49	AD149	0.50	BC252B	0.06	BD902	0.49	BU526	1.36	HM7103		MLN93	3.82		12.47	TA7358P	0.66	TDA2040	1.63	TIP31C	0.28		
2N6292	0.60	25C2688	0.29	AD161	0.99	BC300	0.38	BD911	0.63	BU536	1.59		13.66	MM1405VKF		STK4181A		TA7607AP	1.89	TDA2170	2.47	TIP32A	0.35		
2N6292	0.60	25C2688	0.29	AD161	0.99	BC301	0.23	BD912	0.67	BU608	1.54	CH281	1.20		10.75		12.09	TA7609P	1.90	TDA2270	1.71	TIP32C	0.36		
2N6292	0.60	25C2688	0.29	AD161	0.99	BC302	0.35	BD912	0.67	BU608	1.54	CH281	1.20		10.75		12.09	TA7609P	1.90	TDA2270	1.71	TIP32C	0.36		
2N6292	0.60	25C2688	0.29	AD161	0.99	BC302	0.35	BD912	0.67	BU608	1.54	CH281	1.20		10.75		12.09	TA7609P	1.90	TDA2270	1.71	TIP32C	0.36		
2N6292	0.60	25C2688	0.29	AD161	0.99	BC302	0.35	BD912	0.67	BU608	1.54	CH281	1.20		10.75		12.09	TA7609P	1.90	TDA2270	1.71	TIP32C	0.36		
2N6292	0.60	25C2688	0.29	AD161	0.99	BC302	0.35	BD912	0.67	BU608	1.54	CH281	1.20		10.75		12.09	TA7609P	1.90	TDA2270	1.71	TIP32C	0.36		
2N6292	0.60	25C2688	0.29	AD161	0.99	BC302	0.35	BD912	0.67	BU608	1.54	CH281	1.20		10.75		12.09	TA7609P	1.90	TDA2270	1.71	TIP32C	0.36		
2N6292	0.60	25C2688	0.29	AD161	0.99	BC302	0.35	BD912	0.67	BU608	1.54	CH281	1.20		10.75		12.09	TA7609P	1.90	TDA2270	1.71	TIP32C	0.36		
2N6292	0.60	25C2688	0.29	AD161	0.99	BC302	0.35	BD912	0.67	BU608	1.54	CH281	1.20		10.75		12.09	TA7609P	1.90	TDA2270	1.71	TIP32C	0.36		
2N6292	0.60	25C2688	0.29	AD161	0.99	BC302	0.35	BD912	0.67	BU608	1.54	CH281	1.20		10.75		12.09	TA7609P	1.90	TDA2270	1.71	TIP32C	0.36		
2N6292	0.60	25C2688	0.29	AD161	0.99	BC302	0.35	BD912	0.67	BU608	1.54	CH281	1.20		10.75		12.09	TA7609P	1.90	TDA2270	1.71	TIP32C	0.36		
2N6292	0.60	25C2688	0.29	AD161	0.99	BC302	0.35	BD912	0.67	BU608	1.54	CH281	1.20		10.75		12.09	TA7609P	1.90	TDA2270	1.71	TIP32C	0.36		
2N6292	0.60	25C2688	0.29	AD161	0.99	BC302	0.35	BD912	0.67	BU608	1.54	CH281	1.20		10.75		12.09	TA7609P	1.90	TDA2270	1.71	TIP32C	0.36		
2N6292	0.60	25C2688	0.29	AD161	0.99	BC302	0.35	BD912	0.67	BU608	1.54	CH281	1.20		10.75		12.09	TA7609P	1.90	TDA2270	1.71	TIP32C	0.36		
2N6292	0.60	25C2688	0.29	AD161	0.99	BC302	0.35	BD912	0.67	BU608	1.54	CH281	1.20		10.75		12.09	TA7609P	1.90	TDA2270	1.71	TIP32C	0.36		
2N6292	0.60	25C2688	0.29	AD161	0.99	BC302	0.35	BD912	0.67	BU608	1.54	CH281	1.20		10.75		12.09	TA7609P	1.90	TDA2270	1.71	TIP32C	0.36		
2N6																									



# USE YOUR ACCESS OR VISA TEL 0902 712083/773122 (24 HOURS)

Model	Part No.	Price	3-V-57	Part No.	Price	3-V-57	Part No.	Price	HTACH	Part No.	Price	JVC	Part No.	Price	Remote Control	Part No.	Price
<b>ALWA AY-66</b>	VD 2546	£115.16	Video Head	VD 2573	£117.29	Cassette LED	VD 1576	£23.31	Video Head	VD 2504	£15.37	VCR 1300	VD 2511	£8.81	Remote Control	IR 8947	£15.75
Pinch Roller	VD 1813	£3.87	Pinch Roller	VD 1813	£3.87	Pinch Roller	VD 1813	£3.87	Pinch Roller	VD 1788	£3.05	Pinch Roller	VD 1788	£3.05	Repair Kit	VD 7919	£17.39
Belit Kit	VD 7519	£1.23	Clutch Mechanism	VD 1083	£14.56	Clutch Mechanism	VD 1083	£14.56	Clutch Mechanism	VD 1295	£7.83	Belit Kit	VD 7505	£1.56	Cassette Housing	VD 1315	£20.61
Kidler Replacement Set	VD 1001	£3.54	Capstan Motor	VD 2188	£44.62	Capstan Motor	VD 2188	£44.62	Capstan Motor	VD 1220	£1.56	Take Up Idler Large	VD 1025	£5.11	9013 x 9014 x 9033 x 9034 x 9035		
Capstan Motor	VD 1005	£1.81	Front Loading Motor	VD 2167	£13.89	Front Loading Motor	VD 2167	£13.89	Front Loading Motor	VD 1211	£8.77	REW Idler	VD 1025	£5.11	Video Head	VD 2695	£18.51
Tension Band	VD 1423	£3.54	Cassette LED	VD 2168	£10.31	Cassette LED	VD 2168	£10.31	Cassette LED	VD 1217	£18.95	Unloading Idler	VD 1027	£10.23	Pinch Roller	VD 1828	£2.97
Reel Table Rubber Tyre	VD 1335	£1.15	Tension Band	VD 1388	£2.06	Tension Band	VD 1388	£2.06	Tension Band	VD 1093	£4.91	FF Ruber Tyre	VD 1029	£0.82	Belit Kit	VD 7501	£3.09
CTL Unit	VD 2647	£59.75	Repair Kit	VD 7920	£15.85	Repair Kit	VD 7920	£15.85	Repair Kit	VD 7922	£16.73	Rubber Tyre	VD 1207	£0.80	Idler Arm	VD 1821	£1.71
<b>AV-77</b>	VD 2546	£115.16	Cassette Housing	VD 1315	£20.61	Cassette Housing	VD 1315	£20.61	Cassette Housing	VD 1377	£2.97	Capstan Motor	VD 2109	£24.66	Capstan Motor	VD 2109	£24.66
Video Head	VD 1813	£3.87	Pinch Roller	VD 1813	£3.87	Pinch Roller	VD 1813	£3.87	Pinch Roller	VD 1788	£3.05	Drum Motor	VD 2120	£18.81	Pinch Roller	VD 1787	£2.97
Pinch Roller	VD 1759	£3.05	Belit Kit	VD 7505	£1.56	Belit Kit	VD 7505	£1.56	Belit Kit	VD 7538	£1.23	Cassette Lamp	VD 1943	£0.76	Video Head	VD 2520	£9.38
Belit Kit	VD 1000	£5.44	Idler Arm	VD 1091	£2.40	Idler Arm	VD 1091	£2.40	Idler Arm	VD 1020	£1.56	Tension Band	VD 1391	£3.54	Pinch Roller	VD 1759	£3.05
Idler Replacement Set	VD 1002	£3.71	Reel Motor	VD 2183	£25.43	Reel Motor	VD 2183	£25.43	Reel Motor	VD 1211	£8.77	Repair Kit	VD 7911	£15.45	Idler	VD 7800	£1.96
FWD Limiter	VD 1003	£3.71	Capstan Motor	VD 2188	£44.62	Capstan Motor	VD 2188	£44.62	Capstan Motor	VD 1211	£8.77	Take Up Rubber Tyre	VD 1028	£0.82	Belit Kit	VD 7504	£0.85
Capstan Motor	VD 1005	£1.81	Front Loading Motor	VD 2167	£13.89	Front Loading Motor	VD 2167	£13.89	Front Loading Motor	VD 1217	£18.95	FF Ruber Tyre	VD 1029	£0.82	Idler	VD 1054	£0.85
Tension Band	VD 1423	£3.54	Cassette LED	VD 2168	£10.31	Cassette LED	VD 2168	£10.31	Cassette LED	VD 1217	£18.95	FF Ruber Tyre	VD 1029	£0.82	Idler	VD 1054	£0.85
CTL Unit	VD 2647	£59.75	Repair Kit	VD 7920	£15.85	Repair Kit	VD 7920	£15.85	Repair Kit	VD 7922	£16.73	FF Ruber Tyre	VD 1029	£0.82	Idler	VD 1054	£0.85
<b>AKAI VS 9800</b>	VD 2511	£9.81	Video Head	VD 2573	£117.29	Video Head	VD 2573	£117.29	Video Head	VD 2504	£15.37	FF Ruber Tyre	VD 1029	£0.82	Idler	VD 1054	£0.85
Pinch Roller	VD 1813	£3.87	Pinch Roller	VD 1813	£3.87	Pinch Roller	VD 1813	£3.87	Pinch Roller	VD 1788	£3.05	FF Ruber Tyre	VD 1029	£0.82	Idler	VD 1054	£0.85
Pinch Roller	VD 1759	£3.05	Belit Kit	VD 7505	£1.56	Belit Kit	VD 7505	£1.56	Belit Kit	VD 7538	£1.23	FF Ruber Tyre	VD 1029	£0.82	Idler	VD 1054	£0.85
Take Up Idler	VD 1025	£5.11	Clutch Mechanism	VD 1083	£14.56	Clutch Mechanism	VD 1083	£14.56	Clutch Mechanism	VD 1295	£7.83	FF Ruber Tyre	VD 1029	£0.82	Idler	VD 1054	£0.85
REW Idler	VD 1025	£5.11	Capstan Motor	VD 2188	£44.62	Capstan Motor	VD 2188	£44.62	Capstan Motor	VD 1220	£1.56	FF Ruber Tyre	VD 1029	£0.82	Idler	VD 1054	£0.85
Unloading Idler	VD 1027	£10.23	Front Loading Motor	VD 2167	£13.89	Front Loading Motor	VD 2167	£13.89	Front Loading Motor	VD 1211	£8.77	FF Ruber Tyre	VD 1029	£0.82	Idler	VD 1054	£0.85
FF Ruber Tyre	VD 1029	£0.82	Cassette LED	VD 2168	£10.31	Cassette LED	VD 2168	£10.31	Cassette LED	VD 1217	£18.95	FF Ruber Tyre	VD 1029	£0.82	Idler	VD 1054	£0.85
FF Ruber Tyre	VD 1030	£0.82	Tension Band	VD 1388	£2.06	Tension Band	VD 1388	£2.06	Tension Band	VD 1093	£4.91	FF Ruber Tyre	VD 1029	£0.82	Idler	VD 1054	£0.85
Unloading Idler	VD 1027	£10.23	Repair Kit	VD 7921	£9.67	Repair Kit	VD 7921	£9.67	Repair Kit	VD 7922	£16.73	FF Ruber Tyre	VD 1029	£0.82	Idler	VD 1054	£0.85
FF Ruber Tyre	VD 1030	£0.82	Capstan Motor	VD 2188	£44.62	Capstan Motor	VD 2188	£44.62	Capstan Motor	VD 1220	£1.56	FF Ruber Tyre	VD 1029	£0.82	Idler	VD 1054	£0.85
FF Ruber Tyre	VD 1030	£0.82	Front Loading Motor	VD 2167	£13.89	Front Loading Motor	VD 2167	£13.89	Front Loading Motor	VD 1211	£8.77	FF Ruber Tyre	VD 1029	£0.82	Idler	VD 1054	£0.85
Unloading Idler	VD 1027	£10.23	Cassette LED	VD 2168	£10.31	Cassette LED	VD 2168	£10.31	Cassette LED	VD 1217	£18.95	FF Ruber Tyre	VD 1029	£0.82	Idler	VD 1054	£0.85
FF Ruber Tyre	VD 1030	£0.82	Tension Band	VD 1388	£2.06	Tension Band	VD 1388	£2.06	Tension Band	VD 1093	£4.91	FF Ruber Tyre	VD 1029	£0.82	Idler	VD 1054	£0.85
FF Ruber Tyre	VD 1030	£0.82	Repair Kit	VD 7921	£9.67	Repair Kit	VD 7921	£9.67	Repair Kit	VD 7922	£16.73	FF Ruber Tyre	VD 1029	£0.82	Idler	VD 1054	£0.85
Rubber Tyre	VD 1207	£0.80	Capstan Motor	VD 2188	£44.62	Capstan Motor	VD 2188	£44.62	Capstan Motor	VD 1220	£1.56	FF Ruber Tyre	VD 1029	£0.82	Idler	VD 1054	£0.85
Capstan Motor	VD 1005	£1.81	Front Loading Motor	VD 2167	£13.89	Front Loading Motor	VD 2167	£13.89	Front Loading Motor	VD 1211	£8.77	FF Ruber Tyre	VD 1029	£0.82	Idler	VD 1054	£0.85
Drum Motor	VD 2120	£18.81	Cassette LED	VD 2168	£10.31	Cassette LED	VD 2168	£10.31	Cassette LED	VD 1217	£18.95	FF Ruber Tyre	VD 1029	£0.82	Idler	VD 1054	£0.85
Capstan Motor	VD 1005	£1.81	Tension Band	VD 1388	£2.06	Tension Band	VD 1388	£2.06	Tension Band	VD 1093	£4.91	FF Ruber Tyre	VD 1029	£0.82	Idler	VD 1054	£0.85
Cassette Lamp	VD 1943	£0.76	Repair Kit	VD 7921	£9.67	Repair Kit	VD 7921	£9.67	Repair Kit	VD 7922	£16.73	FF Ruber Tyre	VD 1029	£0.82	Idler	VD 1054	£0.85
Tension Band	VD 1391	£3.54	<b>BECKLEY VCR 1000</b>	VD 2511	£9.81	Video Head	VD 2573	£117.29	Video Head	VD 2504	£15.37	FF Ruber Tyre	VD 1029	£0.82	Idler	VD 1054	£0.85
Repair Kit	VD 7923	£15.85	Video Head	VD 1813	£3.87	Video Head	VD 1813	£3.87	Video Head	VD 1788	£3.05	FF Ruber Tyre	VD 1029	£0.82	Idler	VD 1054	£0.85
Tension Band	VD 1391	£3.54	Pinch Roller	VD 1759	£3.05	Pinch Roller	VD 1759	£3.05	Pinch Roller	VD 1788	£3.05	FF Ruber Tyre	VD 1029	£0.82	Idler	VD 1054	£0.85
Repair Kit	VD 7923	£15.85	Belit Kit	VD 7505	£1.56	Belit Kit	VD 7505	£1.56	Belit Kit	VD 7538	£1.23	FF Ruber Tyre	VD 1029	£0.82	Idler	VD 1054	£0.85
Take Up Rubber Tyre	VD 1028	£0.82	Idler Arm	VD 1091	£2.40	Idler Arm	VD 1091	£2.40	Idler Arm	VD 1020	£1.56	FF Ruber Tyre	VD 1029	£0.82	Idler	VD 1054	£0.85
<b>ALBA VCR 4000</b>	VD 2713	£16.29	Clutch	VD 1226	£4.62	Clutch	VD 1226	£4.62	Clutch	VD 1295	£7.83	FF Ruber Tyre	VD 1029	£0.82	Idler	VD 1054	£0.85
Video Head	VD 1813	£3.87	Gear Holder	VD 1227	£12.75	Gear Holder	VD 1227	£12.75	Gear Holder	VD 1295	£7.83	FF Ruber Tyre	VD 1029	£0.82	Idler	VD 1054	£0.85
Pinch Roller	VD 1759	£3.05	RF Clutch	VD 1231	£7.17	RF Clutch	VD 1231	£7.17	RF Clutch	VD 1295	£7.83	FF Ruber Tyre	VD 1029	£0.82	Idler	VD 1054	£0.85
Belit Kit	VD 7506	£1.99	Cassette LED	VD 1281	£1.71	Cassette LED	VD 1281	£1.71	Cassette LED	VD 1295	£7.83	FF Ruber Tyre	VD 1029	£0.82	Idler	VD 1054	£0.85
Idler	VD 1049	£3.21	<b>GOLDSTAR QW-8000 x 8200 x 8210</b>	VD 2511	£9.81	Video Head	VD 2573	£117.29	Video Head	VD 2504	£15.37	FF Ruber Tyre	VD 1029	£0.82	Idler	VD 1054	£0.85
Cassette LED	VD 1981	£1.71	Bracket Centre	VD 1822	£3.21	Bracket Centre	VD 1822	£3.21	Bracket Centre	VD 1822	£3.21	FF Ruber Tyre	VD 1029	£0.82	Idler	VD 1054	£0.85
Tension Band	VD 1391	£3.54	Clutch	VD 1226	£4.62	Clutch	VD 1226	£4.62	Clutch	VD 1295	£7.83	FF Ruber Tyre	VD 1029	£0.82	Idler	VD 1054	£0.85
Repair Kit	VD 7923	£15.85	Limiter Roller	VD 1440	£1.73	Limiter Roller	VD 1440	£1.73	Limiter Roller	VD 1440	£1.73	FF Ruber Tyre	VD 1029	£0.82	Idler	VD 1054	£0.85
Take Up Rubber Tyre	VD 1028	£0.82	Cassette LED	VD 1981	£1.71	Cassette LED	VD 1981	£1.71	Cassette LED	VD 1295	£7.83	FF Ruber Tyre	VD 1029	£0.82	Idler	VD 1054	£0.85
<b>AMSTRAD VCR 4600</b>	VD 2676	£14.35	Video Head	VD 2573	£117.29	Video Head	VD 2573	£117.29	Video Head	VD 2504	£15.37	FF Ruber Tyre	VD 1029	£0.82	Idler	VD 1054	£0.85
Video Head	VD 1813	£3.87	Pinch Roller	VD 1813	£3.87	Pinch Roller	VD 1813	£3.87	Pinch Roller	VD 1788	£3.05	FF Ruber Tyre	VD 1029	£0.82	Idler	VD 1054	£0.85
Pinch Roller	VD 1759	£3.05	Belit Kit	VD 7505	£1.56	Belit Kit	VD 7505	£1.56	Belit Kit	VD 7538	£1.23	FF Ruber Tyre	VD 1029	£0.82	Idler	VD 1054	£0.85
Belit Kit	VD 1000	£5.44	Clutch Mechanism	VD 1083	£14.56	Clutch Mechanism	VD 1083	£14.56	Clutch Mechanism	VD 1295	£7.83	FF Ruber Tyre	VD 1029	£0.82	Idler	VD 1054	£0.85
Idler	VD 1001	£3.54	Capstan Motor	VD 2188	£44.62	Capstan Motor	VD 2188	£44.62	Capstan Motor	VD 1220	£1.56	FF Ruber Tyre	VD 1029	£0.82	Idler	VD 1054	£0.85
Capstan Motor	VD 1005	£1.81	Front Loading Motor	VD 2167	£13.89	Front Loading Motor	VD 2167	£13.89	Front Loading Motor	VD 1211	£8.77	FF Ruber Tyre	VD 1029	£0.82	Idler	VD 1054	£0.85
Tension Band	VD 1423	£3.54	Cassette LED	VD 2168	£10.31	Cassette LED	VD 2168	£10.31	Cassette LED	VD 1217	£18.95	FF Ruber Tyre	VD 1029	£0.82	Idler	VD 1054	£0.85
CTL Unit	VD 2647	£59.75	Repair Kit	VD 7920	£15.85	Repair Kit	VD 7920	£15.85	Repair Kit	VD 7922	£16.73	FF Ruber Tyre	VD 1029	£0.82	Idler	VD 1054	£0.85
<b>VCR 4600</b>	VD 2676	£14.35	Video Head	VD 2573	£117.29	Video Head	VD 2573	£117.29	Video Head	VD 2504	£15.37	FF Ruber Tyre	VD 1029	£0.82	Idler	VD 1054	£0.85
Video Head	VD 1813	£3.87	Pinch Roller	VD 1813	£3.87	Pinch Roller	VD 1813	£3.87	Pinch Roller	VD 1788	£3.05	FF Ruber Tyre</					

# History of BBC Colour Television

*Keith Hamer and Garry Smith*

Our article last month described some of the experimental work on colour TV carried out by the BBC in the years before the start of the Corporation's colour service, the first in Europe, on December 2nd, 1967. In this complementary article we'll look at some of the experimental colour test transmissions radiated in the late Fifties and early Sixties.

## **Colour Test Charts**

A black grille on a white background was originally used to check registration. Beam pulling occurred with the RCA 6474 camera tubes however, the result being poor registration. To help counteract this, a grille of white lines on a black background was adopted for adjusting the studio cameras, see the accompanying photograph. Since registration at the centre of the screen is more important a finer grille was incorporated in this area of the chart.

The only other test chart that was regularly used in the studio was a logarithmic grey scale. It consisted of a 20 by 16in. opaque chart that had two rows of ten steps, graduated in equal brightness level changes from white to black. The white in one row was immediately above/below black in the other row. This enabled allowance to be made for the effect of shading across the picture. The chart had to be evenly illuminated at the same lighting level as the studio set, with light of the same colour temperature. Two "scoops" mounted at each side of the chart provided light at an angle of incidence of 45°. A similar grey-scale test chart is still in use for colour camera alignment, though the method of lighting it has been modified.

Once the cameras had been lined up they were panned on to a live model sitting in the studio set, with correct illumination and make up. This enabled the accuracy of the camera line-up to be assessed. A live model was used because successful reproduction of facial tones is the most critical task of any colour system.

This was expensive, since the model had to be paid. The use of colour photographs as an alternative was tried, but this was not very successful. Photographic techniques for this purpose weren't good enough prior to the BBC's Test Card F, which was introduced in July 1967. It has a large flesh-tone area in the centre circle.

A special colour tuning signal was devised to let the viewers of the late Fifties know that an experimental transmission was about to take place. The central photograph, thought to be of Sylvia Peters, was included to show as much flesh tone as possible so that those with colour sets could adjust them as required – despite the inherent limitations of the photograph.

## **Mobile Colour TV**

A great deal of knowledge had been gained by the time that the series of experimental colour transmissions ended in April 1958. Most of the programmes had originated in the studio however, and experience with outside broadcasts was minimal. It was therefore decided that before finally packing the cameras away some outside broadcast trials would be a good idea. The two colour cameras and associated equipment were transferred to a huge pantechicon

that, before the war, had housed one of the mobile Band I OB transmitters.

The first use of this mobile control room was at the Festival Hall on June 25th 1958, when a small interviewing studio was set up in the foyer on the occasion of an IEE soirée. Guests were invited to appear in front of the colour cameras. The interview style of production was relatively easy to do, but an attempt to get pictures of dancers on the floor was a complete disaster – the lack of camera sensitivity was all too obvious.

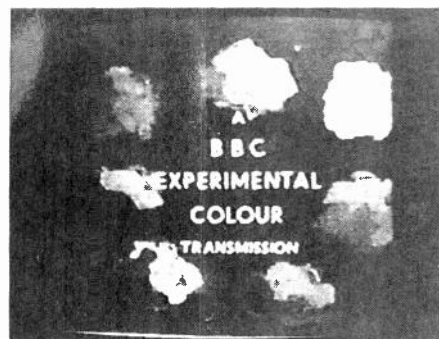

The Military Tattoo at the White City, West London from August 11th-13th 1958 provided an opportunity to probe the performance of the colour cameras. There was plenty of colour, movement and, at times, a mass of fine detail. One of the cameras was fitted with a zoom lens that had a focal length of 2.25-8in. The signal was linked by cable to Broadcasting House where a large audience of mainly BBC engineers viewed the Tattoo. During the three days the English climate contributed everything it could to the proceedings, causing many problems with lighting. As a result of these tests it was concluded that scenes shot outside in colour using the equipment then available would be unacceptable to viewers, mainly because of the widely varying levels of natural light. But a lot of valuable experience had been gained.

## **Later Developments**


A regular series of experimental colour transmissions was radiated from the Crystal Palace transmitter from October 1958 till the early Sixties. Its main purpose was to provide a high-quality signal for the benefit of those in the industry engaged in colour TV research and development. The nature of the transmissions was agreed with BREMA, which had been consulted at the very beginning of test transmissions back in 1955. The first transmission of colour between Paris and London took place on March 27th 1960, and was demonstrated at the IEE.

Until the autumn of 1960 the colour test transmissions took place in both the morning and the afternoon. Morning transmissions had to be discontinued from September 19th 1960 because of the start of extended schools' programmes. The morning transmissions, from Mondays to Fridays inclusive, had consisted of colour slides and Test Card C during alternate fifteen-minute periods. The afternoon colour transmissions took place on Tuesdays, Wednesdays and Thursdays and consisted of a thirty-minute programme with pictures from 35mm film. Subject to programme commitments, the transmissions began at approximately 4 p.m.

At this stage it seemed that the NTSC colour system would be adopted in the UK. PAL had still to be developed. By 1960 the NTSC system had been in use in the USA for some seven years, but it didn't seem to be making much progress there. One of the main problems was that colour TV called for highly skilled service engineers to repair the sets. They were in short supply. The BBC's research work from 1955 suggested that the NTSC system was a sound standard, though there were many problems to overcome. It could provide a sturdy signal and excellent picture quality. The main problems were with the colour camera.



Left: This white grille test chart was used in the Fifties to check colour camera registration. Centre: A special colour tuning signal that was transmitted in the late Fifties to enable viewers to adjust the extremely rare colour sets. Right: This very colourful artist's palette was radiated at the start of experimental colour transmissions in the late Fifties and early Sixties.



Left: One of the many colour slides that were used by the BBC to evaluate experimental NTSC, SECAM and PAL transmissions in the early Sixties. This one was also used during special test transmissions in the early Eighties. Centre: The original BBC colour Test Card F, which first appeared in 1967. Right: A frame from the BBC Colour Receiver Installation film that was transmitted well over a thousand times after its first showing in 1967.

Colour TV was demonstrated to the general public by the BBC for the first time at the Earl's Court Radio Show between August 22nd and September 2nd 1961, using the 405-line system. In the following year the BBC for the first time demonstrated, at the same venue, 625-line colour TV.

The first colour TV transmissions via the Telstar satellite took place on July 16th 1962. On September 3rd 1962 the BBC began field trials of 625-line monochrome TV from Crystal Palace using the u.h.f. bands. This was part of the long-term plans for the commencement of BBC-2.

Between July 8-16th 1963 the BBC demonstrated to representatives of the EBU and the East European OIRT three alternative colour TV systems, NTSC, SECAM and PAL.

The BBC-2 service began on April 20th, 1964, using 625 lines and u.h.f. channels. Just over a year later, on May 24th 1965, PAL replaced NTSC in the experimental colour test transmissions.

### **Start of Regular Colour Broadcasting**

On March 3rd 1966 the Post Master General authorised the introduction of regular colour TV on BBC-2, to start towards the end of 1967 using the PAL system. In the same year the BBC provided facilities for colour TV coverage of the British General Election results programme for the North American networks. Transatlantic colour TV signals were transmitted via the Early Bird communications satellite. Studios 6 and 8 at the Television Centre were quickly transformed from being mere carcasses to being fully equipped for colour working. Arrangements were made for the News Operations departments, at Alexandra Palace, to switch to colour.

In 1966 preparations were made for all existing BBC-2 transmitters to carry programmes in colour. The BBC plan was to have 18 main transmitters and a number of relay stations in service by the end of 1967 so that about 70 per cent of the population would be able to receive colour transmissions. A further ten high-power transmitters were planned for 1968.

Two large colour OB units were ordered by the BBC for delivery in 1967 to give live colour coverage of various sports events, in particular Wimbledon. The installation of colour telecines and colour VTRs at the Television Centre and Alexandra Palace enabled the BBC to produce two hours of colour programmes each night from the start of the BBC colour TV service on July 7th 1967. The first transatlantic colour programme, using the BBC's field-store standards converter, was shown on August 31st. The full colour service began on December 2nd.

Apart from the extremely interesting trade test colour films, the colour receiver installation film (does anyone still have a copy?) and of course Test Card F, accompanied by some marvellous music, the first programme to appear in colour on Saturday December 2nd was Billy Smart's Circus. This was at 6.30 p.m. Except for the news bulletins all the programmes on the first day of the full colour service were in glorious technicolour.

By December 1967 over 200 engineers and operators had been through intensive colour TV training. Around 200 producers, directors, designers, make-up and wardrobe staff also received special training. An experimental studio was set up purely to train staff and familiarise them with the techniques required.

The first use of the BBC's advanced standards converter was on October 12th 1968, to relay the Olympic Games

from Mexico to Europe in colour. On July 22nd 1969 the BBC was presented with the Queen's Award to Industry for this converter.

### **Cameras**

For its colour cameras the BBC chose to use a relatively new pick-up tube called the Plumbicon. It had been invented and developed by physicists and engineers at Philips, measured about 9in. long by an inch in diameter, and was considered to be sensitive, stable and capable of producing high-quality pictures.

The BBC Research Department had been testing two prototype Plumbicon cameras for several months prior to the start of its colour service. One camera employed three tubes, the other four. In each camera three tubes produced red, green and blue signals, the luminance (brightness) signal in the three-tube camera being derived from the three colour signals. The extra tube in the four-tube camera produced the luminance signal directly. Both cameras provided good-quality colour pictures.

### **Extension of Colour TV**

On May 16th 1969 the Post Master General announced that colour was to start on the other two networks. These

services commenced on November 15th, when BBC-1 and ITV were duplicated at u.h.f. with 625 lines. Initially the transmissions were available only in London, parts of the South East, the Midlands and North but they soon spread to most of the other regions. By 1969 BBC-2 was transmitting approximately thirty hours of colour programmes a week and BBC-1 planned to show almost 100 per cent of its peak-time programmes in colour. Viewers could select over a hundred hours of colour programmes a week from the three networks. These lucky people had to pay an extra £5 for a colour licence from January 1st 1968, making the total cost of the combined TV and radio licence £11.

### **Trade Test Colour Films – Can You Help?**

Many short films (known as trade test colour films) were transmitted during the test periods when the BBC-2 colour service began in 1967. In fact well over one hundred films were shown. Some of them, such as *The Home-Made Car* which was originally made for British Petroleum, still survive. But many have long since disappeared. The authors would like to hear from anyone who may have such films available on video. If you can help, please write to Keith Hamer, 7 Epping Close, Derby DE3 4HR (0332 513 399).

---

# **What a Life!**

**Donald Bullock**

I wish that I could repair TV sets as easily and rapidly as I could thirty years ago. A dozen a day was easy in those days. Now some of them take me ages, and I can no longer buy much with the money that comes in. The trouble is that today's sets are not only more complicated, they're also far too cheap.

When broadcasting in colour started we decided to get into colour servicing. We swatted up on the theory, and bought a new Commer van which we had brightly painted to proclaim our new service. The same week I bought myself a new Philips G6 from our wholesaler. The cost was the same as the van. We were very successful, and it wasn't long before I bought our property, The Chestnuts. Soon after that my Rolls Royce Silver Cloud sat in the drive.

But as the cost of everything else gradually rose, the price of TV sets fell – and fell. If things were the same today a new colour set would cost the same as a new van – several thousand pounds. They're cheaper than ever though, so we can't charge an economical price for repairing them.

Some day, when I feel up to it, I'll telephone the garage and ask them to call and collect my car for a repair estimate. Later, when I phone for the estimate – 'cos they won't phone me, the customer, only television repairmen do that – and they tell me it'll be hundreds of pounds I'll tell them that I'm not going to bother and could they drop it back? All at no charge of course. It'll be part of the service they offer. Some day. . .

### **Tim's Colour Portable**

Earlier this week Tim Tapeworm danced in with an Hitachi colour portable, a CPT1644. "I want two opinions"

he declared.

I looked behind me. "There's only one of me here at present" I said.

"A certain firm told me that the tube in this set has gone" he continued. "I want you to look at it too. There's no red at all in the picture."

"It might well be the tube" I said, "red guns lead a hard life."

The set turned out to be dead, though the tube's heaters were alight. When I advanced the setting of the first anode control I found that there was field collapse. But why no sound? A scope check at the tube base showed that there was no video either. As voltage checks indicated that the tuner was o.k. I decided to check the fusible resistors. A well-hidden one, R714 (1Ω), was open-circuit – it's tucked in between the line output transformer and its screening can. When this had been replaced sound and vision were restored. But there was no red.

I swapped over the red (Q851) and green output transistors on the tube base panel. As this made no difference I brought the scope back into action. Starting at the collector of Q851 I traced back through the connections and eventually found the red signal: there was a hairline crack in the print. When this had been bridged a good picture was displayed.

When Tapeworm returned he paid the bill with glee. "I'll give 'em 'it's the tube'" he said as he left, "Snoddies here I come."

"Oh dear" I muttered.

### **Another Colour Portable**

Son Steven helps in the workshop these days. He finds the customers quaint and amusing. As I said to him, so did I – for the first twenty years. Then it began to wear a bit thin.

The other day Mrs. Midge danced in with her 14in. Decca colour portable (Tatung 120 series chassis). "It's dead Mr. Boll, er Mr. Bullock" she trilled. "We don't want to spend anything much on it 'cos it's only the one the cat



watches. See what it is and let us know. Then we'll decide."

I looked at Mrs. Midge carefully. She wasn't a wicked woman, nor even a bad one. Just normal. What caused the problem was that I'm a television engineer instead of an ordinary trader.

When she'd gone I put the set on the bench and opened it up. As the 1AT d.c. fuse had died a violent death I made for the BU426A chopper transistor. It was dead short. After replacing these two items I switched on and the fuse went to heaven. I then found that the chopper transistor had accompanied it. An hour later, when I'd fitted new replacements and also changed the start-up resistors R808 and R810 which had both gone high in value, the set sprang to life. Mrs. Midge came back as I was boxing the set up.

"Twenty pounds" I said in response to her raised chin.

"Hmmm. That's more than we'd thought" she said thoughtfully. "Did it need expensive parts? I'll have to see what my husband thinks."

She phoned up later. "If we let you do it, will it last for a few more years?" she asked.

"Dunno Mrs. Midge" I said. "And whilst on the subject I don't feel too good myself."

### **A Bush 2114**

Mrs. Grewsome came through the door with a huge dog that was almost as tall as her. "Come on in, Fletcher" she said. I looked behind her for her friend, but Fletcher was the dog. He was turning about wagging his tail with gusto. Down went my pen-tidy, then the telephone handset.

"Come come Fletcher, Mr. Butler doesn't want your antics I'm sure." I scooped up my pens and put the phone back on the hook as Mrs. Grewsome placed a Bush 2114 colour portable on the bench. "We don't know whether to have it fixed or get one of those okeydokeys from Crudds Foodstore. They're remote control and only £99. We've had this one for only three years. 'Ow long do the tubes last? My husband says it can't be much, probably the coil or a valve. 'E'd do it hisself, but his meter thing isn't working. Anyway, see what it is."

Later I pulled the set on to the bench. It was dead. I soon decided that a circuit was necessary, so I ordered one from Bush. When it came it was for a completely different set, a large table model. A phone call to Bush produced the information that two of their chassis share the Model number 2114. I could have the right one if I tried again. I did and the right manual came, so I'd bought two.

It soon became clear that the TDA4600 chopper control chip had failed. My experience with this chip led me to check a number of the associated components carefully. C820 (100pF) had decreased in value, as had C817 (10µF, 16V) and C802 (100µF, 16V). I then changed C810 (220µF, 160V) on the grounds of its appearance alone. This is the reservoir capacitor for the 110V h.t. supply: when it loses value there's general instability. Next I turned my attention to R801 (0.68Ω). It measured correctly but I changed it anyway.

Time to start the set up via the variac. Up came the h.t. voltage, as sweetly as I'd hoped. But there was no sound and no raster. After switching the Hameg scope on I made for the line timebase. The KTC2229 line driver transistor Q401 was delivering a healthy spike to the line output transistor, which was warm. I felt the line output transformer which also felt warm and healthy. But when I looked carefully at the tube neck I saw that the heaters were out. As the heaters themselves were all right I followed the wiring back towards pin 5 of the line output transformer and came to

the low-value resistor R421. It was open-circuit. A new one restored the raster, but there was still no sound and vision and the controls for the electronic tuning didn't work while the display was very dull indeed.

The vertically mounted control panel, on the right-hand side of the main chassis, had a hairline crack across it. I fitted jumpers carefully. There was now life on the screen and the set was trying to tune but couldn't make it. Then I noticed that the LA7520 signals chip (i.f. etc.) IC101 had been fitted back-to-front in its socket. Turning it around made everything work normally – except that there was no colour. Crystal X501 had been got at. It was a 4.43MHz one instead of 8.86MHz. I looked one out and fitted it. Back came the colour. The set now worked perfectly and the results were excellent.

When Mrs Grewsome and Fletcher returned I showed them the results, told them that the set had been got at and that the bill would be £40. Fletcher leapt up, licked my face and knocked my pen-tidy and phone off the bench. Mrs Grewsome was less enthusiastic as she peeled four browns out of her purse. "Forty pounds to have a telly mended! Used to be no more than seventeen and sixpence."

### **Sales Pitch**

The phone then rang. Steven answered it. "Bullock's Television" he said. Then he turned to me. "There's someone asking for Mr. Bullock."

"Well that's you" I snapped. "You're Mr. Bullock as well, aren't you?" But he got me to take the call.

"Is that Donald Bullock himself?" purred a soft, low voice.

"Sure is" I said.

"Then I've got good news for you" the purr continued. "We're Hill Samuel and we'd like to advise you on investing your money."

"I haven't got any. Perhaps you could advise me how to get some?"

She hung up.

### **A Sharp Video**

Son Steven prefers repairing VCRs to TV sets and he's not doing too badly. I went out with Greeneyes the other day, leaving him to unravel a fault on a Sharp VCD801 that was on the bench. It would fail to record and erase sound intermittently. By the time that we returned he'd cured the problem. I asked him what had been the cause.

"As the machine laces, the erase head slides back. It's powered as soon as record is selected. The constant movement because of successive lacing and unlacing can put a strain on the feed wires, and in this case they'd fractured within their sleeving but sometimes came together as the head moved during lacing. Hence the intermittency."

"So how did you find that out?" I asked.

"Studied the circuit. As the leads go open, the audio and erase heads switch off. So no new sound is recorded, nor is the original sound erased. Technically speaking the vision isn't erased either, but it gets erased as the new pictures are recorded. I've soldered the leads directly to the small PCB on the erase head and the machine now works all right."

"Well done" exclaimed Greeneyes, "I bet your dad wouldn't have discov. . ."

"Wondered how long it would take you to suss out that little fault" I said brightly. Then, my memory not being what it was, I reached for my pen to write it down.

"Time you retired dear" said Greeneyes.

# The Implications of COSHH

Nick Beer

The purpose of this short article is to alert those who may be unaware of it of the requirements of an Act known as COSHH – the Control of Substances Hazardous to Health (1988).

## The Principle

The purpose of the Act is to provide protection against the hazards introduced by substances that may be encountered in the workplace. The most likely causes of hazards in our industry are the various aerosol sprays we use and solder/flux. Such hazards can easily be overlooked and can be quite surprising. When you do as the Act requires, stand back and take a look at each substance used and the processes employed, you begin to see that some things are more risky than they need be.

## Requirements

The Act requires you to make a policy statement that you work to comply with it and that you document all the hazardous substances you use and the precautions to be taken – these are the two halves of the process of compliance. Obviously this is all useless unless you actually implement the requirements. This means that all staff must be given adequate instruction. Remember that the effects of hazardous substances may not be immediately apparent. The development over a long period of illnesses of the respiratory system and skin ailments are two of the most likely problems in our industry.

## Around the Workshop

One major aid to compliance is that all suppliers of substances, such as freezer, foam cleaner, etc., must supply a health and safety data sheet detailing hazards and precautions. My suggestion is that you make a list of all the chemicals you use and where you obtain them then ask the suppliers to provide data sheets for all of them. These sheets can be placed in a file with your other COSHH information for reference and training. Make sure that everyone reads them first – some can be a real eye-opener.

For example how many of you would know what to do if you accidentally sprayed freezer in your eye? If an hour's reading means the difference between saving your health or not it has to be worthwhile – whether prompted by legislation or not.

So one letter or fax, with a list, is all that's required for this part of compliance. I note that CPC advertises the availability of such sheets in its 1993 catalogue.

## Hazards

There can be numerous hazards and fire is a real possibility. In addition to explosive aerosols with their flammable propellants – how many of you have workshops where smoking is prohibited? – you are likely to find methylated spirit and isopropyl alcohol in fair quantities in the work-

shop. If you look at it sensibly, all workshops should have a smoking ban. The interesting point here is that COSHH doesn't relate to flammable hazards, but this is the first hazard that most of us see when we consider health and safety in the workshop.

Toxicity is the other main worry. Common sense is the main saviour here – good personal hygiene will prevent many problems caused by oral ingestion. We need to consider other possible modes of poisoning however. Skin contact should be avoided with some chemicals, particularly the foam cleaner types that can cause dermatological complaints. Use of gloves or barrier creams is suggested.

Inhalation is another problem in the workshop. Sprays are one concern, but the main one has to be solder fumes. The content of these does you no good at all. As an indicator of the extent of the problem, which many may otherwise regard as scaremongering, have you never felt nauseous with headaches etc. after a day in the workshop? And I mean headaches and malaise other than those caused by nasty faults and general ill health. How about fumes getting into your eyes when you lean over something you are soldering? Your eyes can sting and water for ages, and you can be temporarily blinded – I certainly have been. Most of the nasties come from the flux, but remember that solder contains lead (though COSHH doesn't mention lead specifically as it's subject to its own regulations) before you eat sandwiches that have been resting on top of the roll! On this point one should, wherever possible, try to eat and drink in a clean environment.

The answers to the fume problem? As a first step do as you were taught to do at college: don't lean over the job when soldering, aim the iron so that the fumes go away from you – and don't breathe them in. The true compliance answer however is fume extraction. There are two possibilities, local or tip.

## Control Measures

In addition to identifying hazardous substances one has, if suitable and sensible control measures are to be implemented, to assess the risks that they present. The risk with a room full of tins of foam cleaner is greater than if you have one tin on each of three benches. The hazard itself is the same, the foam cleaner (specifically some of its ingredients), but its extent can vary. A delightful analogy was provided by Trevor J. Allen of the Health and Safety Executive when he said that "a tiger is hazardous: if we put him in a cage the risk has been reduced but remains the same – he's still a tiger!" The cage is the control measure you can apply.

I advise the use of common sense in implementing control measures. You can if you wish obtain the MEL (maximum exposure limit) and OEL (occupation exposure limit), determine the exposure level in your environment and then assess from these the risk provided by each substance. The problem with this procedure is determining your exposure rate. If you use common sense, provide

adequate control measures and take care, you should comply with COSHH requirements and secure the good health of yourself and your colleagues.

### **What to Do**

The first way of dealing with a risk is to remove it totally: find and use a less hazardous alternative. Where this isn't possible risk limiting control measures must be adopted. In the workshop these may include the following:

(1) Gloves and face masks are available at little cost in both long-life and disposable form from companies such as RS. Use them where a risk is present.

(2) One effective way of reducing the risk with chemicals is to reduce the quantities held in any one work area. For example, do you keep a 500ml bottle of isopropyl alcohol on your bench for head cleaning and dispense it by dipping a swab into it? This is an unnecessarily high risk: the potential for spillage and the escape of fumes from the bottle is greatly reduced by using a liquid dispenser of the type marketed by CPC and Seton. With these a measured amount is dispensed from a small container. This is a simple and reasonably cheap step to take.

(3) Solder fumes can present a dilemma. Fume extraction can be a costly business, but in any workshop is something that will have to be considered. A single iron can be vented by using a stand-alone unit – extractors built into bench lights are available from RS. The alternative approach, which is far more effective and practical where

there are a number of users, is the tip extraction arrangement: tubes whose ends are mounted close to the tips of the irons are connected to a central pump and the fumes are exhausted via a filter. These systems, for up to ten stations, can cost around £1,000. RS can supply them and CPC lists one in its 1993 catalogue. The extraction systems use a special and rather expensive filter. This needs to be changed regularly, so there are running costs for the system.

(4) Display a copy of COSHH and employee responsibilities prominently on the workshop wall. Label all hazards and risks throughout the workshop effectively. A wall poster, "Hazardous Substances on these Premises", is widely available. Suitable warning signs are available from RS and CPC. The most complete range however is available from Seton, PO Box 77, Banbury, Oxon OX16 7LS (0295 269 955). Seton offers computer software for the management of COSHH data, and will provide a free "COSHH demo" disc if you ring 0800 585 501 (freephone) and state whether you want it in the 3.5 or 5.25in. size.

### **In Conclusion**

As with all such regulations there are those who will consider it clever to ignore them. But we are compelled to comply with them. It's perfectly feasible, with thought and often at modest cost, to do so. Without such legislation it's more than likely that we would not employ the safety measures required. So it's a good thing that we are forced to consider how we can work more safely.

---

## **CD Player Casebook**

*Reports from Mike Leach,  
Nick Williams and Nick Beer*

### **Yamaha YSTC11**

This compact midi system came in because of no CD operation. When we ran the set in the workshop the CD player section seemed to work all right. Then after about an hour or so it stopped and wouldn't read another disc. Stripping the machine down didn't help us – it started to work again and wouldn't go off for another hour!

We noticed, by using the laser power meter, that in the fault condition no laser light was being emitted. The focus circuit seemed to be working, since the focus coil moved up and down in the normal way. A small spray of freezer on the microcontroller chip IC851 seemed to produce light from the laser and the player started to work again. Eventually it went off completely, and although laser light was present the disc didn't spin and the TOC couldn't be read. We changed IC851 but this made no difference. A quick word with Yamaha then threw some light on the subject – no pun intended!

If one of these machines suffers from a turntable motor problem, i.e. the disc rotates backwards or there's no rotation at all, or the machine stops while playing normally or won't read a disc even when it's rotating at the correct speed, the first item to check should be plug CNW1. The lead is usually brown in colour and is connected between the main panel and the laser assembly. The usual problem

here is poor crimping of the leads. The plug and lead must be replaced, part no. MX601220.

Unfortunately this didn't cure our problem. We eventually decided to replace the laser assembly, and this did the trick. **M.L.**

### **Philips CD150**

If the spindle motor runs at maximum speed and there's no TOC reading check whether the LA7905 -5V regulator is short-circuit. **N.W.**

### **Pioneer PDZ81M-PDZ84M**

If one of these multiplayers searches all discs in the order 1-2-3-4-5-6, doesn't read the TOC and doesn't play, i.e. the fault mode is engaged, switch the unit off and put it in the test mode. Press TRK FWD-PLAY-PAUSE and use a frequency counter to check the VCO at test point PLCK. If the oscillator doesn't lock, or hunts up and down, the spindle motor is faulty. Part no. is PXM1001 – it's available from SEME. Note that a spindle height jig is mounted at the left-hand side of the laser assembly to help when fitting a new motor. Be careful with the flexi PCB – it's easy to break this – and place a paper clip over the two solder tags on it before removal to avoid damage to the laser. **N.W.**

### **Technics CDX50**

The remote control handset worked intermittently. When we opened the unit up we found that the base of the IR driver transistor Q1 had never been soldered. **N.B.**

# VCR Clinic

*Reports from Philip Blundell AMIEE, Nick Beer, Chris Hawkins, Steve Cannon, Graham Rees, Basil Davidson, Alfred Damp, John Edwards, and Michael Dranfield*

## Philips VR6490

When one of these machines comes in dead check whether R102 (330k $\Omega$ ) in the power supply is open-circuit. It's a safety component, part no. 4822 116 52272. **P.B.**

## Ferguson 3V39/JVC HRD110

I had quite a succession of VCRs and TV sets with damaged tuners and aerial amplifiers after the succession of thunderstorms last summer. This one was different however. When operating with its internal tuner the gain was so low that the signal could hardly be seen. A new tuner was fitted but this made no difference. As the voltages around the tuner were correct attention was turned to the SL1432 SAWF driver chip. Voltage checks at pins 3 and 4 produced 10V instead of 5.3V readings. A new SL1432 restored normal gain. **P.B.**

## Sharp VCT310H

The problem was a hum ripple on the recorded picture. You could see the tipple on the AT9V supply. The value of the 2,200 $\mu$ F reservoir capacitor C905 was low. **P.B.**

## Alba VCR6000X

This machine was dead with an open-circuit mains fuse. After replacing this with the correct semi-delay type we tested the unit and found that the tuning was very erratic – running at high speed through and about the correct point. The tuning voltage was varying of course, the cause of the trouble being leakage between print tracks. We cured this by cutting out the VT line and hardwiring it instead. On test we discovered that after a few hours' use the tuning on all channels would shift by a tiny amount. Use of freezer proved that C134 (0.1 $\mu$ F), which decouples the tuning line, was the cause of the trouble. As C133 and C135 are identical components that perform the same task at various stages of the d.c. line these were also replaced. **N.B.**

## Ferguson FV52L

This machine was dead though the power supply worked, producing all its outputs. The machine started up when the flat lead from the power supply to the main servo-signals PCB was flexed. We soon found that the cause of the trouble was dry-joints on all the legs of TT64, which is mounted on the large, flat heatsink at the right-hand edge of this PCB. **N.B.**

## Panasonic NV730B

This machine had an intermittent fault. Initially a perfect horizontal line would appear exactly two-thirds of the way down the screen during playback. It would then disappear, to be replaced by a line exactly a third of the way down the screen. Then both lines would appear simultaneously, with varying intensity. There was no noise near the lines, which were very fine – only about one or two TV lines deep. They looked like fine switching lines.

The tapes were not being marked, but to prove that the tape path was not responsible we checked and cleaned it

thoroughly. Eventually we traced the cause of the trouble to an intermittently high-resistance connection between the centre of the drum and the discharge angle, which is at the bottom of the mechanism in this model. **N.B.**

## Samsung SI1240/1260

The drum in these full-lace machines should spin as soon as a tape is inserted. This one just pulsed back and forth, making no headway towards achieving 1,500 r.p.m. The lack of drive was caused by the motor connector CN207 – it had tarnished pins all along its length. **N.B.**

## Pioneer VR707/Philips VR6760

This machine was dead with no 5V output from the 5V regulator/reset generator IC7502. Its input was low at 3.8V, so no surprise that there was nothing coming out. The input comes from the collector of the BD136 transistor TR7004, which had a base-emitter leak. When a replacement was fitted IC7502 received its correct 6V or so input. But there were still no other voltages around IC7502, so the machine remained dead. Cold checks soon showed that there was a short to chassis at IC7502's output pin 5. Guess what had shorted – a little blue electrolytic, C2013 (150 $\mu$ F, 10V). There's a change! **N.B.**

## Orion VCRL3

If rewind and fast forward are o.k. but the tape binds in play and/or the drum doesn't turn or turns intermittently, check the edge connector on the direct-drive drum motor and for dry-joints near the connector. **C.H.**

## Daewo 3300FR

For no channels and/or no playback picture check for hair-line cracks around the tuner/i.f. PCB. For poor reception or bad colours check IC105/6/7 by substitution. **C.H.**

## Orion VD800

For intermittent jamming of the mechanism on this quick-start model, with the cassette having been extracted by force by the customer, check whether the left-hand loading arm guide roller is fouling the tape tension arm as well as the state of the three loading belts.

For painfully slow rewind and fast forward, remove, clean and lubricate the spool axles before condemning the capstan motor. **C.H.**

## Akai VS18/19/21/22/35

We've repaired over a hundred of these machines and have found that a BD238 is a viable alternative to the 2SB1010, 2SB891 and 2SB1185 while a BD237 works all right in place of a 2SD1292. In three years we've had only two comebacks where the BD237/8 have blown. It's advisable to change C4 and C20 from 47 $\mu$ F, 25V to 100 $\mu$ F, 35V. For improved reliability change C6 from 100 $\mu$ F, 25V to 220 $\mu$ F,

35V at the same time. Before returning a machine check that the current flowing via fusible resistor FR1 doesn't exceed 250-500mA and that via FR2 150-500mA depending on function. We run these machines for at least three-four days before releasing them. C.H.

### **Sony SLV373**

This fault caused an immense amount of head scratching until we made a call to Sony technical in Cumbernauld. Even though I sometimes struggle to understand their broad Scottish accents, "see you Jimmy!" and all that, they certainly came up trumps with this one. The symptom was diagonal dark bands on recordings only: the picture was perfect with E-E operation and playback of a prerecorded tape. Curiously, the fault clears when the top, right-hand PCB is hinged up. The offending component is L252. Apparently an incorrect type that radiates to the erase circuitry was fitted. Part no. for the replacement is 1-412-092-11. S.C.

### **Hitachi VTM822**

There was severe warbling on record only, more noticeable in the LP mode. Surprisingly a new pinch roller and capstan motor failed to cure the fault, whose cause was eventually traced to the reel clutch assembly underneath. This item has been responsible for a number of faults we've had – usually no play, chewed tapes, no rewind or no eject. On this occasion however one of its cogs was vibrating. The vibration was travelling along the drive belt, affecting the capstan. That's our theory, anyway, and we're sticking to it! S.C.

### **Hitachi VTS80**

The reported fault with this stock machine was no colour through the scart connector. Sure enough the symptom was as reported. To cut a long and embarrassing story short, the SVHS Euroconnector setting can be altered via the on-screen display menu. This selects whether composite video or separate luminance and chroma signals pass via the scart socket. The latter option is provided for TV sets capable of SVHS operation. As you may have guessed, someone had selected it – hence no colour on our non-SVHS receiver. S.C.

### **Akura VX100**

We've had a couple of interesting faults recently with this model. Very weak video was cured by replacing Q318. Lines on the playback picture were cured by replacing the TL8819P dropout compensator chip IC304. G.R.

### **Hinari VXL8**

No fast forward/rewind though you can hear the motors running was mentioned on page 566 in the June issue, in the servicing article on this model. Another cause is distortion of the rubber grommet on the stop lever. It sits upright next to the slide bars/operating levers which rest against it in the eject mode. Where this is the case a replacement grommet provides a complete cure. B.D.

### **Ferguson 3V44/JVC HRD140**

This VCR came in with a jammed cassette, a bent cassette housing and the tape still partially wrapped around the drum, but the machine did its best to eject the cassette. To start with we straightened and retimed the cassette housing, then reset the deck timing. As we didn't trust the VCR

completely we inserted a dummy cassette and watched the operation of the deck very closely. Everything worked well until eject was selected, when it was obvious that the cassette was ejected much too early – had it been a proper cassette the tape would still have been partially wrapped around the drum. My first thought was to replace the mode control switch. This machine uses a LED and sensor assembly however, with the light shining through holes in the cam gear. When this item was replaced the deck mechanics worked correctly. A.D.

### **Hitachi VT530**

There appeared to be three separate faults in this machine. First no playback – the condition was described as "dirty heads". Secondly the E-E picture appeared to suffer from a.g.c. overloading. And thirdly the search tuning system didn't stop when a channel was found. All these symptoms were caused by one component however, CP205 (LC delay) on the YC board. A.D.

### **Ferguson 3V35/JVC HRD120**

This VCR had developed an expensive taste for prerecorded tapes: because the bias oscillator ran in the playback mode it erased them as they were being watched. The cause of the fault was traced to Q503 on the video PCB. As it was leaky it held the Rec Start Low line at 3V instead of 9V in playback. A.D.

### **Sharp VC381H**

Because the carriage left-hand microswitch was broken this machine would accept a cassette only half way. A new switch cured the problem. J.E.

### **Hitachi VT63**

There were screaming and clanging noises when the tape was ejected. The machine then switched off. When we checked out the deck functions we noticed that there was no auto-stop at the end of fast forward. Both problems were caused by the fact that the left-hand tape sensor wasn't working. When the voltage at the EST pin on the carriage PCB was checked it hovered at around 4V instead of 9V, but the slightest movement of the carriage produced the correct 9V and normal operation. Careful positioning of the end sensor holder monitoring the EST voltage and securing it with a drop of Superglue solved the problem. J.E.

### **Sharp VC9300**

There were no deck functions and the dew indicator was blinking. Pin 19 (dew sensor input) of the microcontroller chip IC801 was high because the sensor was open-circuit. It's mounted on the cassette flap opener bracket, near the pinch wheel. J.E.

### **JVC HRD540**

This machine would play, rewind and wind fast forwards for a few seconds then stop, though the tape counter was working. Pressing pause cured the stopping. All was revealed when we consulted the service manual. The supply and take-up reels both have a rotation sensor. One supplies a pulse, the other only a 5V d.c. voltage. A call to our suppliers revealed that this part is in demand and was out of stock. Has it suddenly become a common fault? M.Dr.



# BBC Model B Computer Fault Notes

Arthur Rumbelow, G3KKC

We'll start with some general notes then provide a list of faults we've encountered, many of them stock faults.

## General Notes

Random long-term problems, especially with early machines, are mainly caused by degradation of socket connections. Faults of this type cannot be diagnosed. If the following procedure is adopted however many of these intermittent faults can be dealt with, thus saving hours of fault-finding time.

All mechanical connections should be cleaned and disturbed, i.e. clean i.c. pins with a fibre-tipped tool and check i.c. sockets for broken pins etc.

The wires to the push-on connectors between the switch-mode power supply and the main PCB were presoldered prior to being crimped on to the connectors. This has caused all sorts of problems due to high-resistance joints. The problems appear over a period of time as a result of the voltage at the PCB dropping, sometimes to less than 4.7V. In this condition random problems appear as the unit warms up, because the address multiplexers begin to lose their drive power. The solution to this problem is to solder all these crimped connectors. You can do this by pushing the insulation on the leads back to reveal the crimping, then soldering.

Acorn Computers, manufacturer of the BBC B, doesn't encourage people to repair the switch-mode power supply. Only a circuit diagram is provided in the service manual and spare parts are not available. It's worth checking a dead unit for dry-joints however, especially around the mains input filter T1. Also check the bridge rectifier and the 0.6W, 4.7Ω metal-film resistor R12 which provides the feed to the collector of Q2. This TO3 device, which is mounted on a vertical piece of metal, is unmarked. We understand that it's an Hitachi 2SC1942: the Telefunken BU225 seems to be a suitable equivalent (TVT lists the BU500 as an equivalent).

## Faults List

The following faults relate to Issue 2 to 7 versions of the BBC Model B.

(1) **Won't start up.** Read/write pin 34 of the 6502A micro-processor chip IC1 was shorted to earth due to a fault in IC33 (74LS04).

(2) **Won't start up, reset line (RST) incorrect.** IC33 (74LS04) faulty.

(3) **Machine apparently dead.** Port B (in/out) of IC3 (6522) faulty.

(4) **Large white blocks on the screen.** Dry-joints on the power supply leads – crimping is not always reliable. Solder the leads – see above.

(5) **Program crashes.** Cause was hash on the supply lines due to a faulty power supply.

(6) **No data loading on tape.** LM324 chip IC35 faulty.

(7) **No data loading on tape.** Serial interface chip IC7 faulty.

(8) **Machine apparently dead, but corrupted BBC logo occasionally appeared.** The clue was that random teletext colours came up. A check on the 16MHz clock waveform showed that it was badly distorted though the frequency was more or less correct. IC43 (74S04) was faulty. Note that this chip must be a 74S04, not 74LS04, as the latter won't work. Interesting that with the fault present the waveform could be reshaped, and the machine would start up, by damping pin 2 of the chip with the scope probe.

(9) **Continuous beep and no input from the keyboard.** IC3 (6522) faulty.

(10) **No RGB monitor sync.** IC48 (74LS86) faulty.

(11) **Keyboard generates incorrect characters, e.g. T instead of 9.** Fault was caused by the 74LS30 chip on the keyboard.

(12) **Corrupt data in Mode 7 after warm-up, e.g. characters wobble.** A finger on the 16MHz crystal X1 made matters worse. IC37 (74LS04) was defective – it had become heat sensitive.

(13) **Monitor displays multiple characters.** IC3 (6522) faulty.

(14) **Intermittent loss of reset.** The 555 chip IC16's socket faulty: mount the chip on the board directly.

(15) **Intermittent loss of reset.** Another cause is a dry-joint on R21 (1MΩ), which is connected to pin 6 of the 555 chip IC16, due to poor flow soldering.

(16) **Poor quality i.c. sockets with thin pins were used with Issue 4 boards.** The pins snap off inside the socket housing – thus when resoldered the broken pins drop out of the PCB.

(17) **DFS (disc filing system) faulty – machine comes on with logo and a continuous tone.** Defective 8271 chip is generating a continuous IRQ. Fault can be found by removing the DFS ROM. Note that the old 0-90 DFS ROM looks for an 8271. If it doesn't find one it starts to loop and generates a continuous tone. This can be used for fault finding. Later types of DFS ROM move away if they don't find an 8271.

(18) **Won't start up, continuous tone present.** No 8MHz output at pin 7 of the video processor chip IC6. Replace this i.c.

(19) **No loading from the cassette port.** The 820pF capacitors C31 and C35 open-circuit.

(20) **Incorrect writing from keyboard.** 74LS251 chip on keyboard faulty.

(21) **Loss of the display when the machine has warmed**

- up. Faulty 6845 CRTC chip – the sync pulses read incorrectly.
- (22) **Shift or control keys on keyboard not working.** Key F4 permanently on. Replace F4 keyswitch.
- (23) **IRQ line incorrect after a few hours.** Cause was a heat-sensitive 6502A microprocessor chip (IC1).
- (24) **Noisy display with u.h.f. output.** Scope at emitter of Q8 showed that very little luminance was present. Q8 (BC309) was faulty. Its emitter is normally at 1V, its base at 0.2V.
- (25) **Machine slowed down to about 700kHz instead of 2MHz.** A faulty 6502A chip (IC1) was dragging the clock pulses down at pin 37. Replacing the i.c. cured the fault.
- (26) **Intermittent lock-up from keyboard.** OS ROM chip IC51 had a faulty socket.
- (27) **Various weird RAM faults – strange displays, garbage on screen etc.** Can be caused by IC14 (74LS245). This chip is provided with a socket on later issue boards.
- (28) **Mode 7 o.k., all other modes faulty. Input from keyboard prints twice, with two cursors.** IC39 (74LS283) faulty – pin 4 low. See also (31).
- (29) **Faulty display with higher definition modes.** IC39 (74LS283) faulty – pin 1 incorrect.
- (30) **Flickering display in 0 mode.** Fault in the video processor chip's palette (IC6). Chip is earlier ULA type and is overheating. Replace with MkIII version.
- (31) **Mode 7 o.k., all other modes faulty.** The disable input at the video processor chip IC6 was incorrect. Cause of the fault was traced to an open-circuit track between pin 3 of IC38 (74LS86) and pin 9 of IC41 (74LS02). See also (28).
- (32) **Printer won't work.** Pin 40 of IC69's socket open-circuit. Replace socket. See also (38).
- (33) **Printer won't function.** Machine was a Model A with issue 2 board that had been upgraded to Model B specification. Pin 26 of the IDC connector on the old issue 2 board is shorted to earth – printer won't work in this condition. Cut print.
- (34) **Modes 0, 1 and 2 faulty – top half of display flashing.** R10 (3.3k $\Omega$ ) open-circuit. This resistor is connected to pin 11 of IC27.
- (35) **Incorrect data being sent and received via RS423.** A comparison with a good machine showed that the mark/space ratio of the waveform at the baud rate generator was wrong. IC42 (74LS163) faulty.
- (36) **Interrupt request (IRQ) line down.** Reading at pin 20 (CS) of the basic ROM IC52 was very low. The 74LS139 ROM select chip IC20 was faulty.
- (37) **Will not upgrade to DFS.** Pin 12 in IC78's socket open-circuit. Replace socket.
- (38) **Printer not working.** Pin 6 of IC27 (7438) low. Replace IC27. See also (32) and (33).
- (39) **DFS faulty: machine loads corrupted data from disc.** IC87 (74LS123) faulty.
- (40) **DFS faulty: data is corrupted when saved on disc.** IC80 (7438) faulty.
- (41) **DFS faulty: index header only is displayed, with corrupted figures.** IC27 (7438) faulty. See also (49).
- (42) **DFS faulty: read/write incorrect.** IC77 (74LS00) faulty.
- (43) **80-column display at switch on.** There are various causes for this fault. Usually the IRQ line goes low because the 8271 chip is faulty. Other possible causes are IC3 (6522) port A (keyboard) and the 6845 CRTC (c.r.t. controller) chip IC2.
- (44) **The machine ran but gave error messages when programs were loaded into memory, e.g. "error at line 251.4532234". Also the RAM test gave a "no room" message and the disassembler, when loaded, gave access to only one address at a time.** Cause of the fault was the 68B54 Econet chip IC89.
- (45) **RAM fault. CAS 0 disappeared and the machine became a Model A.** IC45 (74S139) was the cause.
- (46) **Poor field sync on monitor.** Cause of the fault was IC41 (74LS02) which provides composite sync from the CRTC chip's separate field and line sync outputs.
- (47) **Loading problems with cassettes on issue 3 and 4 boards.** Change the value of R75 from 82k $\Omega$  to 47k $\Omega$ .
- (48) **Caps lock wouldn't work, i.e. LED didn't light.** Cause of the fault was IC32 (74LS259).
- (49) **DFS fault on issue 4 boards onwards: reads index header only, with corrupted titles.** Link S9 not cut with factory fitted DFS.
- (50) **RS423 fault: the port refused to work properly when a simple acoustic coupler type modem was used.** The modem supplies only data out and data in signals but the Model B requires a CTS signal as well. The operator had used the ?89 procedure in the Comunitel software to override this requirement. The Model B does however require a physical signal: to operate with a "dumb" modem, link together the CTS and RTS pins on the DIN connector.
- (51) **No writing from keyboard.** IC4 (74LS30) faulty.
- (52) **Modes 3 and 6 faulty. The effect on the screen was ghost printing under the required text etc.** IC36 (74LS10) faulty, with waveform at pin 8 when it shouldn't be present.
- (53) **Continuous multi-tone from speaker.** IC18 (76489) was going unstable. This is a four-channel tone generator.
- (54) **Hangs up for no apparent reason.** This may be a production fault – the clock pulse too narrow. Can be cured by adding a 100pF capacitor from pin 37 of the 6502A microprocessor chip IC1 to chassis. With issue 3 and 4 boards there are, near this chip, two plated holes that can be used.
- (55) **Hangs up with continuous tone.** IRQ line and clock

# AZ ELECTRICS

INTEGRATED CIRCUITS	BA301B £1.50	HA1374 £0.00	LA7820 £2.50	MC14497P £5.50	SAS580 £3.50	STK7309 £5.30	TA7335P £4.20	TD41470 £5.00	TD43562A £5.00	UPC1379 £2.20
AN103	BA318 £2.50	HA1377 £2.00	LA7830 £1.90	MC14516BCP £2.00	SAS590 £3.50	STK7348 £5.00	TA7342 £2.10	TD41501A £3.20	TD43562A £5.00	UPC1382 £1.50
AN214Q	BA328 £1.10	HA1388 £4.00	LA7913 £1.30	MC1458/UPC1458 £1.95	SL1430 £2.80	STK7356 £6.50	TA7343 £1.75	TD41506 £0.50	TD43565 £3.00	UPC1394 £7.00
AN240P	BA333 £1.40	HA1394 £4.00	LA7919 £1.30	MC15017M192B1 £1.30	SL1431 £1.60	STK7358 £6.50	TA7350 £2.10	TD41510 £3.20	TD43571BQ £3.50	UPC1420A £7.00
AN253P	BA3416L £2.75	HA1397 £3.40	LA8013 £2.30	MC2359 £1.10	SL1432 £2.00	STK7728 £4.75	TA7358 £1.50	TD41510A £3.20	TD43590 £3.00	UPC1458 £1.95
AN321K	BA343 £1.20	HA1398 £3.50	LA8015 £1.75	MC20262 £1.90	SL480 £3.30	STK7096 £3.60	TA7359 £3.50	TD41512 £2.70	TD43651 £3.00	UPC1513HA £2.00
AN322	BA3505F £2.75	HA1406 £2.00	LA8016 £3.70	MC22001 £3.00	SL490 £3.00	STR4090 £5.50	TA7677AP £2.00	TD41520 £3.95	TD43653 £4.00	UPC339C £0.70
AN5015	BA4219 £2.75	HA1457 £2.10	LA8219 £3.00	ML222B £4.50	SL9018 £3.00	STR4211 £5.95	TA7614 £2.50	TD41522 £1.50	TD43654 £2.00	UPD4011 £1.75
AN5132	BA4220 £2.00	HD14081 £0.25	LA8219 £3.00	ML237 (BT6018) £3.50	SL917B £4.00	STR440 £5.00	TA7628P £2.40	TD41670A £3.00	TD43810 £2.90	UPD4066 £1.95
AN5265	BA4236 £2.75	HD4533 £0.70	LA8220 £3.00	ML238 (BT6018) £3.50	SSA1075 £5.90	STR451 £6.00	TA7629 £4.00	TD4170A £3.00	TD4440 £2.00	TRANSISTORS
AN5510	BA4402 £1.90	KC22110 £1.00	LA8221 £3.00	M230 £3.50	SSA1120 £3.50	STR5002 £7.90	TA7630P £2.00	TD41970A £2.60	TD44420 £2.45	2N4173 £1.90
AN5512	BA4403 £2.75	L7805 £0.80	LA8222 £3.00	M232 £4.50	ST082 £12.00	STR5103A £5.50	TA7637AP £2.00	TD41905 £1.40	TD44422 £3.00	2SA1095 £5.50
AN5521	BA5102 £2.45	L7806 £0.80	LA8223 £3.00	M233 £4.50	ST1195 £5.50	STR5412 £3.95	TA7658 £2.00	TD41908A £1.75	TD44500 £3.80	2SA1102 £1.90
AN5730	BA5204 £2.75	L7808 £0.80	LA8224 £3.00	M323 £4.50	ST1401A £3.75	STR58041 £6.75	TA7658 £2.00	TD41940 £1.80	TD44501 £3.80	2SA1124 £0.35
AN5750	BA524 £3.00	L7812 £1.00	LA8225 £3.00	M323 £4.50	ST1401A £3.75	STR6020 £4.90	TA7680 £4.80	TD41950 £2.50	TD44503 £3.80	2SA1220 £1.10
AN5760	BA5402 £2.40	L7815 £0.80	LA8226 £3.00	M325 £4.20	ST1401A £3.75	STR6020 £4.90	TA7680 £4.80	TD42002 £1.40	TD44505 £0.75	2SA1236 £4.70
AN5800	BA5406 £2.50	L7818 £0.80	LA8227 £3.00	M325 £4.20	ST1401A £3.75	STR6020 £4.90	TA7680 £4.80	TD42003 £1.40	TD44510 £4.40	2SA1364 £0.85
AN6326	BA6104 £1.50	L7824 £0.95	LA8228 £3.00	M325 £4.20	ST1401A £3.75	STR6020 £4.90	TA7680 £4.80	TD42004 £1.70	TD44600 £2.60	2SA1475 £0.20
AN6336	BA6109 £1.80	L7905 £0.80	LA8229 £3.00	M325 £4.20	ST1401A £3.75	STR6020 £4.90	TA7680 £4.80	TD42005 £1.70	TD44602 £2.60	2SA492 £0.35
AN6341	BA6124 £2.75	L7912 £0.80	LA8230 £3.00	M325 £4.20	ST1401A £3.75	STR6020 £4.90	TA7680 £4.80	TD42006 £2.95	TD44601 £2.10	2SA495 £0.95
AN6344	BA6154 £2.50	L7915 £0.80	LA8231 £3.00	M325 £4.20	ST1401A £3.75	STR6020 £4.90	TA7680 £4.80	TD42007 £1.95	TD44610 £4.50	2SA1016 £1.50
AN6346	BA6206 £2.75	L7918 £0.80	LA8232 £3.00	M325 £4.20	ST1401A £3.75	STR6020 £4.90	TA7680 £4.80	TD42008 £3.50	TD45101 £2.00	2SB772 £0.40
AN6348	BA6206 £2.75	L7924 £0.80	LA8233 £3.00	M325 £4.20	ST1401A £3.75	STR6020 £4.90	TA7680 £4.80	TD42009 £1.10	TD45110 £2.00	2SB775 £1.60
AN6359	BA6219 £1.95	LA1180 £2.60	LA8234 £3.00	M325 £4.20	ST1401A £3.75	STR6020 £4.90	TA7680 £4.80	TD42010 £1.40	TD45110P £2.40	2SA467A £0.55
AN6360	BA6222 £3.10	LA1185 £2.60	LA8235 £3.00	M325 £4.20	ST1401A £3.75	STR6020 £4.90	TA7680 £4.80	TD42011 £1.70	TD45110P £2.40	2SB865 £2.30
AN6362	BA6229 £1.85	LA1201 £0.95	LA8236 £3.00	M325 £4.20	ST1401A £3.75	STR6020 £4.90	TA7680 £4.80	TD42012 £1.70	TD45110P £2.40	2SC1413A £2.50
AN6387	BA6238A £1.95	LA1235 £2.50	LA8237 £3.00	M325 £4.20	ST1401A £3.75	STR6020 £4.90	TA7680 £4.80	TD42013 £1.70	TD45110P £2.40	2SC1826 £1.80
AN6512	BA6239 £3.75	LA1260 £1.75	LA8238 £3.00	M325 £4.20	ST1401A £3.75	STR6020 £4.90	TA7680 £4.80	TD42014 £1.70	TD45110P £2.40	2SC1942 £2.10
AN6551	BA6259 £3.00	LA1403 £3.75	LA8239 £3.00	M325 £4.20	ST1401A £3.75	STR6020 £4.90	TA7680 £4.80	TD42015 £1.70	TD45110P £2.40	2SC1963 £1.30
AN6567	BA6301 £2.00	LA1360 £1.90	LA8240 £3.00	M325 £4.20	ST1401A £3.75	STR6020 £4.90	TA7680 £4.80	TD42016 £1.70	TD45110P £2.40	2SC2003 £0.25
AN6571K	BA6302A £1.80	LA1320 £1.90	LA8241 £3.00	M325 £4.20	ST1401A £3.75	STR6020 £4.90	TA7680 £4.80	TD42017 £1.70	TD45110P £2.40	2SC2003 £0.25
AN6584	BA6304 £1.70	LA1320 £1.90	LA8242 £3.00	M325 £4.20	ST1401A £3.75	STR6020 £4.90	TA7680 £4.80	TD42018 £1.70	TD45110P £2.40	2SC2230 £0.50
AN6912	BA6305 £1.75	LA1350 £1.50	LA8243 £3.00	M325 £4.20	ST1401A £3.75	STR6020 £4.90	TA7680 £4.80	TD42019 £1.70	TD45110P £2.40	2SC2238 £0.75
AN7111	BA681 £0.90	LA1361 £1.50	LA8244 £3.00	M325 £4.20	ST1401A £3.75	STR6020 £4.90	TA7680 £4.80	TD42020 £1.70	TD45110P £2.40	2SC2331 £1.00
AN7112	BA681 £0.90	LA1361 £1.50	LA8245 £3.00	M325 £4.20	ST1401A £3.75	STR6020 £4.90	TA7680 £4.80	TD42021 £1.70	TD45110P £2.40	2SC2335 £1.50
AN7116	BA718 £1.80	LA1370 £2.50	LA8246 £3.00	M325 £4.20	ST1401A £3.75	STR6020 £4.90	TA7680 £4.80	TD42022 £1.70	TD45110P £2.40	2SC2531 £0.25
AN7143	BA728 £1.10	LA1400 £1.90	LA8247 £3.00	M325 £4.20	ST1401A £3.75	STR6020 £4.90	TA7680 £4.80	TD42023 £1.70	TD45110P £2.40	2SC2564 £3.04
AN7148	BA7675 £3.00	LA1402 £1.20	LA8248 £3.00	M325 £4.20	ST1401A £3.75	STR6020 £4.90	TA7680 £4.80	TD42024 £1.70	TD45110P £2.40	2SC2570 £0.55
AN7158	BA7681 £3.50	LA1425 £2.00	LA8249 £3.00	M325 £4.20	ST1401A £3.75	STR6020 £4.90	TA7680 £4.80	TD42025 £1.70	TD45110P £2.40	2SC2577 £1.50
CN462A	BA7682 £1.50	LA1440 £0.70	LA8250 £3.00	M325 £4.20	ST1401A £3.75	STR6020 £4.90	TA7680 £4.80	TD42026 £1.70	TD45110P £2.40	2SC2582 £0.95
AN7160	BA7683 £3.50	LA1460 £1.25	LA8251 £3.00	M325 £4.20	ST1401A £3.75	STR6020 £4.90	TA7680 £4.80	TD42027 £1.70	TD45110P £2.40	2SC2621 £1.25
AN7169	BA7684 £3.50	LA1480 £1.25	LA8252 £3.00	M325 £4.20	ST1401A £3.75	STR6020 £4.90	TA7680 £4.80	TD42028 £1.70	TD45110P £2.40	2SC2631 £0.30
AN7171K	BA7685 £3.50	LA1483 £1.25	LA8253 £3.00	M325 £4.20	ST1401A £3.75	STR6020 £4.90	TA7680 £4.80	TD42029 £1.70	TD45110P £2.40	2SC2632 £0.50
AN7205	BA7686 £3.50	LA1483 £1.25	LA8254 £3.00	M325 £4.20	ST1401A £3.75	STR6020 £4.90	TA7680 £4.80	TD42030 £1.70	TD45110P £2.40	2SC2632 £0.50
AN7213	BA7687 £3.50	LA1483 £1.25	LA8255 £3.00	M325 £4.20	ST1401A £3.75	STR6020 £4.90	TA7680 £4.80	TD42031 £1.70	TD45110P £2.40	2SC2632 £0.50
AN7218	BA7688 £3.50	LA1483 £1.25	LA8256 £3.00	M325 £4.20	ST1401A £3.75	STR6020 £4.90	TA7680 £4.80	TD42032 £1.70	TD45110P £2.40	2SC2632 £0.50
AN7220	BA7689 £3.50	LA1483 £1.25	LA8257 £3.00	M325 £4.20	ST1401A £3.75	STR6020 £4.90	TA7680 £4.80	TD42033 £1.70	TD45110P £2.40	2SC2632 £0.50
AN7223	BA7690 £3.50	LA1483 £1.25	LA8258 £3.00	M325 £4.20	ST1401A £3.75	STR6020 £4.90	TA7680 £4.80	TD42034 £1.70	TD45110P £2.40	2SC2632 £0.50
AN7224	BA7691 £3.50	LA1483 £1.25	LA8259 £3.00	M325 £4.20	ST1401A £3.75	STR6020 £4.90	TA7680 £4.80	TD42035 £1.70	TD45110P £2.40	2SC2632 £0.50
AN7225	BA7692 £3.50	LA1483 £1.25	LA8260 £3.00	M325 £4.20	ST1401A £3.75	STR6020 £4.90	TA7680 £4.80	TD42036 £1.70	TD45110P £2.40	2SC2632 £0.50
AN7273	BA7693 £3.50	LA1483 £1.25	LA8261 £3.00	M325 £4.20	ST1401A £3.75	STR6020 £4.90	TA7680 £4.80	TD42037 £1.70	TD45110P £2.40	2SC2632 £0.50
AN7310	BA7694 £3.50	LA1483 £1.25	LA8262 £3.00	M325 £4.20	ST1401A £3.75	STR6020 £4.90	TA7680 £4.80	TD42038 £1.70	TD45110P £2.40	2SC2632 £0.50
AN7311	BA7695 £3.50	LA1483 £1.25	LA8263 £3.00	M325 £4.20	ST1401A £3.75	STR6020 £4.90	TA7680 £4.80	TD42039 £1.70	TD45110P £2.40	2SC2632 £0.50
AN7315	BA7696 £3.50	LA1483 £1.25	LA8264 £3.00	M325 £4.20	ST1401A £3.75	STR6020 £4.90	TA7680 £4.80	TD42040 £1.70	TD45110P £2.40	2SC2632 £0.50
AN7324	BA7697 £3.50	LA1483 £1.25	LA8265 £3.00	M325 £4.20	ST1401A £3.75	STR6020 £4.90	TA7680 £4.80	TD42041 £1.70	TD45110P £2.40	2SC2632 £0.50
AN7410	BA7698 £3.50	LA1483 £1.25	LA8266 £3.00	M325 £4.20	ST1401A £3.75	STR6020 £4.90	TA7680 £4.80	TD42042 £1.70	TD45110P £2.40	2SC2632 £0.50
AN7415	BA7699 £3.50	LA1483 £1.25	LA8267 £3.00	M325 £4.20	ST1401A £3.75	STR6020 £4.90	TA7680 £4.80	TD42043 £1.70	TD45110P £2.40	2SC2632 £0.50
AN7420	BA7700 £3.50	LA1483 £1.25	LA8268 £3.00	M325 £4.20	ST1401A £3.75	STR6020 £4.90	TA7680 £4.80	TD42044 £1.70	TD45110P £2.40	2SC2632 £0.50
AN7618F	BA7701 £3.50	LA1483 £1.25	LA8269 £3.00	M325 £4.20	ST1401A £3.75	STR6020 £4.90	TA7680 £4.80	TD42045 £1.70	TD45110P £2.40	2SC2632 £0.50
BA143	BA7702 £3.50	LA1483 £1.25	LA8270 £3.00	M325 £4.20	ST1401A £3.75	STR6020 £4.90	TA7680 £4.80	TD42046 £1.70	TD45110P £2.40	2SC2632 £0.50
BA1320	BA7703 £3.50	LA1483 £1.25	LA8271 £3.00	M325 £4.20	ST1401A £3.75	STR6020 £4.90	TA7680 £4.80	TD42047 £1.70	TD45110P £2.40	2SC2632 £0.50
BA1332	BA7704 £3.50	LA1483 £1.25	LA8272 £3.00	M325 £4.20	ST1401A £3.75	STR6020 £4.90	TA7680 £4.80	TD42048 £1.70	TD45110P £2.40	2SC2632 £0.50

## MAKE YOUR INTERESTS PAY!

Train at home for one of these Career Opportunities

Over the past 100 years more than 10 million students throughout the world have found it worth their while! An ICS home-study course can help you get a better job, make more money and have more fun out of life! ICS has over 100 years experience in home-study courses and is the largest correspondence school in the world. You learn at your own pace, when and where you want under the guidance of expert personal tutors. Find out how we can help YOU. Post or phone today for **FREE INFORMATION** on the course of your choice. (Tick one box only!)

Electronics	<input type="checkbox"/>	TV, Video & Hi-Fi Servicing	<input type="checkbox"/>
Basic Electronic Engineering (City & Guilds)	<input type="checkbox"/>	Refrigeration & Air Conditioning	<input type="checkbox"/>
Electrical Engineering	<input type="checkbox"/>	Car Mechanics	<input type="checkbox"/>
Elec. Contracting/Installation	<input type="checkbox"/>	Computer Programming	<input type="checkbox"/>
<b>GCSE / GCE / SCE</b> over 40 examination subjects to choose from <input type="checkbox"/>			

Name: \_\_\_\_\_  
 Address: \_\_\_\_\_  
 P. Code: \_\_\_\_\_  
 International Correspondence Schools, Dept EGS13  
 312/314 High Street, Sutton, Surrey SM1 1PR or  
 041-221 7373 (24 hours).

## WHERE CAN YOU BUY 39,000 DOMESTIC APPLIANCE SPARES?

**GENUINE AND PATTERN AVAILABLE FROM JUST ONE SOURCE !!**  
 NOW AVAILABLE  
 254 PAGE PATTERN SPARES CATALOGUE  
 £4 To Non Account Customers  
 (Refundable On First £50 Order)

- TO FIT THE FOLLOWING BRANDS
- |           |          |               |
|-----------|----------|---------------|
| AEG       | GOBLIN   | PRESTIGE      |
| AIRLUX    | GORENJE  | PHILIPS       |
| ATAG      | HOTPOINT | QUALCAST      |
| ARISTON   | HITACHI  | ROLLS         |
| BAUKNECHT | HOOVER   | ROSIERES      |
| BELLING   | INDESIT  | ROTEL/SPINNEY |
|           |          |               |



pulse at pin 37 of IC1 incorrect. Pin 15 of IC24 (74LS138) was short-circuit to chassis.

**(56) Intermittent crashing.** Replace IC51's socket.

**(57) Cursor only displayed, flashing at top left-hand side of the screen.** The IRQ line was low with incorrect waveforms around IC32 (74LS259) which was defective.

**(58) Screen filled with approximately half-inch thick horizontal red bars interspersed with blobs of yellow.** Poor chip select signal from IC26 to the video processor chip IC6. IC26 (74LS139) was faulty.

**(59) Loud buzz on sound with screen flashing (no data displayed).** IRQ line to the 6502A microprocessor incorrect. Pin 20 of basic ROM IC52 read 50Ω to chassis. The ROM decoder chip IC20 (74LS139) was faulty with a leak between pins 8 (chassis) and 12.

## Test Case 361

A few months ago we introduced you to Victor the Video, our camcorder-toting customer with the handy screwdriver and the succession of obscure problems and faults. He's by no means the only one of his kind around here. George (Magic Memories) Green is another local videographer who operates the same sort of service as Victor. In fact the two are deadly rivals – their adverts glower at each other across the pages of the Monday-Ad and the Walmington News.

George is also one of our workshop's customers. But the engineers don't hide under their benches when he appears, as happens with Victor. On his most recent visit he brought with him a plywood box of his own making. It had a voltmeter on top and was festooned with black and red flex. During our discussion it transpired that he's an avid reader of the popular camcorder magazines. As a result of something he'd read in one of them he'd decided to make himself a battery box to free himself from the time limitations imposed by the nicad-type clip-on batteries that normally power his wonder machine, a high-band camcorder that cost him some £1,000.

The operating voltage for this particular model is 6V. So George had carefully assembled five high-capacity 1.2V nicad cells in his box and kitted it up with the previously mentioned voltmeter and flex. A plug at the far end of the flex matched his camcorder. Now five times 1.2 equals six, and that's the reading his little voltmeter gave when the batteries were charged. But the camcorder didn't work properly with his home-made battery box. Where could he have gone wrong? Had he gone wrong?

Even with a full charge George could get only a few minutes running time from his auxiliary power source, as he called it. The low-battery indicator in the viewfinder was on all the time that the box was connected and the camcorder would soon cut out, the exact moment often

## BACK COPIES

We have available a limited stock of the following back issues of *Television*:

**1991** November.

**1992** February, April, May, June, July August, September October November and December.

Copies are available at £2.75 each including postage. Send orders to:

Reed Business Publishing,  
Television Back Issues,  
Room L323,  
Quadrant House,  
The Quadrant,  
Sutton,  
Surrey SM2 5AS.

Make cheques/postal orders payable to Reed Business Publishing Ltd.

being when he put the machine into its record-standby mode. George's theory, based on his perusal of *Your Camcorder*, *Video the World* and *Videography Weekly*, was that the camcorder's low-battery cut-off point was set too high. Hadn't the Video Doctor himself, a sort of agony aunt on electro-mechanics in the pages of one of them, said so in his reply to Battery Blues of London N18? So could we check the cut-off voltage setting? Operation with the regular clip-on battery was o.k.

Certainly we could check his camcorder's cut-off voltage setting. We invited George to leave his battery box, lead, charger and all to help us in the investigation. What do you think came out of it?

This wasn't the end of George's catalogue of woes however. One of his assignments while he was having the trouble with his battery box was to record the Magic Memories of the local football club's seasonal booze-up. GG had decided to revert to mains operation of his camcorder for this occasion: the whole thing was held indoors, and he took care to keep his cable away from stumbling feet. There was no problem when he used the built-in microphone, but when the comedian came on our valiant videographer plugged in his super-directional electret gun microphone – a special offer in *Your Camcorder* – and got hum on the sound track, especially when he handled the microphone or its cable. On hastily reverting to battery operation he found that the hum had cleared. But when another plug-in microphone was used with the camcorder operated from the mains it worked happily without the hum problem. Was the gun microphone faulty? Or maybe the camcorder in some way?

We're sure you'll be able to work out the answers to these problems before checking with the solutions on page 195.

Published on the third Wednesday of each month by Reed Business Publishing Ltd, Quadrant House, The Quadrant, Sutton, Surrey SM2 5AS. Filmsetting by Marlin Graphics, 2-4 Powerscroft Road, Sidcup, Kent DA14 5DT. Printed in England by BPC Magazines Division, Carlisle Web Offset, Cumbria. Distributed by IPC Marketforce, Kings Reach Tower, Stamford Street, London SE1 9LS (071 261 5000). Sole Agents for Australia and New Zealand – Gordon and Gotch (Asia) Ltd., South Africa – Central News Agency Ltd. "Television" is sold subject to the following conditions, namely that it shall not, without the written consent of the Publishers first having been given, be lent, resold, hired out or otherwise disposed of by way of Trade at more than the recommended selling price shown on the cover, excluding Eire where the selling price is subject to currency exchange fluctuations and VAT, and that it shall not be lent, resold, hired or otherwise disposed of in a mutilated condition or in any unauthorised cover by way of Trade or affixed to or as part of any publication or advertising, literary or pictorial matter whatsoever. ISSN 0032-647X.





**MICROWAVE CONTROL PANEL.** Mains operated, with touch switches. Complete with 4 digit display, digital clock, and 2 relay outputs one for power and one for pulsed power (programmable). Ideal for all sorts of precision timer applications etc. Now only £4.00 ref 4P151. Good experimenters board.

**FIBRE OPTIC CABLE.** Stranded optical fibres sheathed in black PVC. Five metre length £7.00 ref 7P29R or £2 a metre.

**12V SOLAR CELL.** 200mA output ideal for trickle charging etc. 300 mm square. Our price £15.00 ref 15P42R. Gives up to 15v.

**PASSIVE INFRA-RED MOTION SENSOR.**

Complete with daylight sensor, adjustable lights on timer (8 secs -15 mins), 50' range with a 90 deg coverage. Manual override facility. Complete with wall brackets, bulb holders etc. Brand new and guaranteed. Now only £19.00 ref 19P29

Pack of two PAR38 bulbs for above unit £12.00 ref 12P43R

**VIDEO SENDER UNIT** Transmit both audio and video signals from either a video camera, video recorder or computer to any standard TV set within a 100' range! (tune TV to a spare channel). 12v DC op. £15.00 ref 15P39R Suitable mains adaptor £5.00 ref 5P191R. Turn your camcorder into a cordless camera!

**FM TRANSMITTER** housed in a standard working 13A adapter (bug in mains driven) £26.00 ref 26P2R. Good range device.

**MINATURE RADIO TRANSCIEVERS** A pair of walkie talkies with a range of up to 2 kilometres. Units measure 22x52x155mm. Complete with cases and earpieces. £30.00 ref 30P12R

**FM CORDLESS MICROPHONE.** Small hand held unit with a 500' range! 2 transmit power levels. Reqs PP3 battery. Tuneable to any FM receiver. Our price £15 ref 15P42AR

**12 BAND COMMUNICATIONS RECEIVER.** 9 short bands, FM, AM and LW DX/local switch, tuning 'eye' mains or FM receiver. Complete with shoulder strap and mains lead £19 ref 19P14R. Ideal for listening all over the world.

**CAR STEREO AND FM RADIO.** Low cost stereo system giving 5 watts per channel. Signal to noise ratio better than 45db. wow and flutter less than 35%. Neg earth. £19.00 ref 19P30

**LOW COST WALKIE TALKIES.** Pair of battery operated units with a range of about 200'. Our price £8.00 a pair ref 8P50R. Ideal for garden use or as an educational toy.

**7 CHANNEL GRAPHIC EQUALIZER.** Plus a 60 watt power amp! 20-21KHZ 4-8R 12-14v DC negative earth. Cased. £25 ref 25P14R

**NICAD BATTERIES.** Brand new top quality 4 x AA's £4.00 ref 4P44R. 2 x C's £4.00 ref 4P73R. 4 x D's £9.00 ref 9P12R. 1 x PP3 £6.00 ref 6P35R. Pack of 10 AA's £4.00 ref 4P92R

**TOWERS INTERNATIONAL TRANSISTOR SELECTOR GUIDE.** The ultimate equivalents book. New ed. £2.00 ref 20P32R

**GEIGER COUNTER KIT.** Complete with tube, PCB and all components to build a battery operated geiger counter. £39.00 ref 39P1R

**FM BUG KIT.** New design with PCB embedded coil. Transmits to any FM radio. 9v battery req'd. £5.00 ref 5P158R. 35mm square. FM BUG Built and tested superior 9v operation £14.00 ref 14P3R

**COMPOSITE VIDEO KITS.** These convert composite video into separate H sync, V sync and video. 12v DC. £8.00 ref 8P39R

**SINCLAIR C5 MOTORS** 12v 29A (full load) 3300 rpm 6"x4" 1/4" O/P shaft. New £20.00 ref 20P22R. Limited stocks.

As above but with fitted 4 to 1 inline reduction box (800rpm) and toothed nylon belt drive cog £40.00 ref 40P8R. 800 rpm.

**ELECTRONIC SPEED CONTROL KIT** for C5 motor. PCB and all components to build a speed controller (0-95% of speed). Uses pulse width modulation. £17.00 ref 17P3R. Potentiometer control.

**SOLAR POWERED NICAD CHARGER.** Charges 4 AA nicads in 8 hours. Brand new and cased £6.00 ref 6P3R. 2XC cell model £6.00

**ACORN DATA RECORDER ALF503** Made for BBC computer but suitable for others. Includes mains adaptor, leads and cable. £15.00 ref 15P43R

**VIDEO TAPES.** Three hour superior quality tapes made under licence from the famous JVC company. Pack of 10 tapes. Now low price £15.00 ref 15P4

**PHILIPS LASER. 2MW HELIUM NEON LASER TUBE.** BRAND NEW FULL SPEC £40.00 REF 40P10R. MAINS POWER SUPPLY KIT £20.00 REF 20P33R READY BUILT AND TESTED LASER IN ONE CASE £75.00 REF 75P4R.

**12 TO 220V INVERTER KITS** supplied it will handle up to about 15w at 220v but with a larger transformer it will handle 80 watts. Basic kit £12.00 ref 12P17R. Larger transformer £12.00 ref 12P41R.

**VERO EASI WIRE PROTOTYPING SYSTEM** ideal for designing projects on etc. Complete with tools, wire and reusable board. New low bargain price only £2.00 ref B2P1

**25 WATT STEREO AMPLIFIER** STK043. With the addition of a handful of components you can build a 25 watt amplifier. £4.00 ref 4P69R (Circuit dia included).

**BARGAIN NICADS AAA SIZE 200MAH 1.2V PACK OF 10** £4.00 REF 4P92R, PACK OF 100 £30.00 REF 30P16R

**FRESNEL MAGNIFYING LENS** 83 x 52mm £1.00 ref BD827R.

**12V 19A TRANSFORMER** Ex equipment £20 but OK.

**ULTRASONIC ALARM SYSTEM.** Once again in stock these units consist of a detector that plugs into a 13A socket in the area to protect. The receiver plugs into a 13A socket anywhere else on the same supply. Ideal for protecting garages, sheds etc. Complete system now only £19!!!

**286 MOTHER BOARDS.** Brand new and tested complete with technical manual. £34.00 ref L34P1

**UNIVERSAL BATTERY CHARGER.** Takes AA's, C's, D's and PP3 nicads. Holds up to 5 batteries at once. New and cased, mains operated £6.00 ref 6P36R.

**IN CAR POWER SUPPLY.** Plugs into cigar socket and gives 3, 4, 5, 6, 7, 5, 9, and 12v outputs at 800mA. Complete with universal spider plug. £5.00 ref 5P167R.

**RESISTOR PACK.** 10 x 50 values (500 resistors) all 1/4 watt 2% metal film. £5.00 ref 5P170R.

**QUICK CUPPA?** 12v immersion heater with lead and cigar lighter plug £3.00 ref 3P92R. Ideal for tea on the move!

**LED PACK.** .50 red, .50 green, .50 yellow all 5mm £8.00 ref 8P52

**WINDUP SOLAR POWERED RADIO!** FM/AM radio takes rechargeable batteries. Complete with hand charger & solar panel 14P200R. Set of 2 AA nicads £2 ref L2P9

**PC STYLE POWER SUPPLY MADE BY AZTEC** 110v or 240v input +5 +15A +12 @ 5A, -12 @ 5A, -5 @ 3A. Fully cased with fan, on/off switch, IEC inlet and standard PC fly-leads. £15.00 ref F15P4



**AMSTRAD MP3 UHF/VHF TV RECEIVER/CONVERTER**  
**CONVERTS COLOUR MONITOR INTO A TV!**  
**£9.00**

**TELEPHONE HANDSETS**  
 10 brand new handsets with mic and speaker only £3.00 ref 3P146R

**BENCH POWER SUPPLIES**  
 Superbly made fully cased (metal) giving 12v at 2A plus a 6V supply. Fused and short circuit protected. For sale at less than the cost of the case! Our price is £4.00 ref 4P103R

**SPEAKER WIRE**  
 Brown twin core insulated cable 100 feet for £2.00 REF 2P79R

**DISC DRIVES**  
 Customer returned units mixed capacities (up to 1.44M) We have not sorted these so you just get the next one on the shelf. Price is only £7.00 ref 7P1R (worth it even as a stripper)

**MICROSCOPE 1200X MAGNIFICATION**  
 Brand new complete with shrimp hatchery, shrimps, prepared slides, light etc £29.00 ref J29P4

**LIGHT ALARM SYSTEM**  
 Small cased alarms that monitor a narrow beam area for sudden changes in light level. Complete with siren that sounds for a preset time when unit is triggered. £7.00 ref J7P1

**JOYBALLS**  
 Back in stock popular Commodore/Atari equiv (replace standard joystick) £5.00 ref J5P8

**AMSTRAD 1640DD BASE UNITS**  
**BRAND NEW AND CASSED**  
**TWO BUILT IN 5 1/4" DRIVES**  
**MOTHER BOARD WITH 640K MEMORY**  
**KEYBOARD, MOUSE & MANUAL**  
**OUR PRICE JUST**

**£79!!!!**

**CAR BATTERY CHARGER**  
 Brand new units complete with panel meter and leads. 6 or 12v output. £7.00 ref J7P2

**CUSTOMER RETURNED SPECTRUM +2**  
 Complete but sold as seen so may need attention £25.00 ref J25P1 or 2 for £40.00 ref J40P4

**CUSTOMER RETURNED SPECTRUM +3**  
 Complete but sold as seen so may need attention £25.00 ref J25P2 or 2 for £40.00 ref J40P5

**SCART TO D TYPE LEADS**  
 Standard Scart on one end, Hi density D type (standard VGA connector) on the other. Pack of ten leads only £7.00 ref 7P2R

**OZONE FRIENDLY LATEX**  
 250ml bottle of liquid rubber sets in 2 hours. Ideal for mounting PCB's fixing wires etc. £2.00 each ref 2P379R

**VIEWDATA SYSTEMS**  
 Brand new units made by TANDATA complete with 1200/75 built in modem infra red remote controlled qwerty keyboard BT approved Prestel compatible, Centronics printer port RGB colour and composite output (works with ordinary television) complete with power supply and fully cased. Our price is only £20.00 ref 20P1R

**AC STEPDOWN CONVERTER**  
 Cased units that convert 240v to 110v 3" x 2" with mains input lead and 2 pin American output socket (suitable for resistive loads only) our price £2.00 ref 2P381R

**CURLY CABLE**  
 Extends from 8" to 6 feet! D connector on one end, spade connectors on the other ideal for joysticks etc (6 core) £1.00 each ref CD44R

**COMPUTER JOYSTICK BARGAIN**  
 Pack of 2 joysticks only £2.00 ref 2P382R

**BUGGING TAPE RECORDER**  
 Small hand held cassette recorders that only operate when there is sound then turn off 6 seconds after so you could leave it in a room all day and just record any thing that was said. Price is £20.00 ref 20P3R

**NEW SOLAR ENERGY KIT**  
 Contains 8 solar cells, motor, tools, fan etc plus educational booklet. Ideal for the budding enthusiast! Price is £12.00 ref 12P2R

**286 AT PC**  
 286 MOTHER BOARD WITH 640K BRAM FULL SIZE METAL CASE, TECHNICAL MANUAL, KEYBOARD AND POWER SUPPLY £139 REF 139P1 (no i/o cards or drives included) Some metal work req'd phone for details.

**286 AT PC**  
 286 MOTHER BOARD WITH 640K BRAM FULL SIZE METAL CASE, TECHNICAL MANUAL, KEYBOARD AND POWER SUPPLY £139 REF 139P1 (no i/o cards or drives included) Some metal work req'd phone for details.

**CAMERAS** Customer returned units 3 for £10 ref L10P2

**STEAM ENGINE** Standard Mamod 1332 engine complete with boiler piston etc £30 ref 30P200



**TALKING CLOCK**  
 LCD display, alarm, battery operated. Clock will announce the time at the push of a button and when the alarm is due. The alarm is switchable from voice to a cock crowing! £14.00 ref 14P200 R

**HANDHELD TONE DIALLERS**  
 Small units that are designed to hold over the mouth piece of a telephone to send MF dialling tones. Ideal for the remote control of answer machines. £5.00 ref 5P209R

**AMAZING TALKING COINBOX!**  
 Fully programmable talking, lockable coinbox BT approved, retail price is £79 ours is just £29! ref J29P2

**ANSWER PHONES £15**  
 Customer returned units with 2 faults one we tell you how to fix the other you do your self! £18 ref J18P2 or 4 for £60 ref J60P3 BT approved (retail price £79.95! each)

**COMMODORE 64 MICRODRIVE SYSTEM**  
 Complete cased brand new drives with cartridge and software 10 times faster than tape machines works with any Commodore 64 setup. The original price for these was £49.00 but we can offer them to you at only £25.00! Ref 25P1R

**90 WATT MAINS MOTORS** Ex equipment but ok. Good general purpose unit £9.00 ref F9P1

**HI FI SPEAKER BARGAIN** Originally made for TV sets they consist of a 4" 100 watt 4R speaker and a 2" 140R tweeter. If you want two of each plus 2 of our crossovers you can have the lot for £5.00 ref F5P2

**EMERGENCY LIGHTING SYSTEM**  
 Fully cased complete with 2 adjustable flood lights. All you need is a standard 6v lead acid battery. Our price is just £10 ref J10P29

**AMSTRAD 464 COMPUTERS**  
 Customer returned units complete with a monitor for just £35! These units are sold as faulty and are not returnable.

**WOLSEY DMAC DECODERS**  
 Made for installation in hotels etc as the main sat receiver no data but fully cased quality unit. £20 ref K20P1. Suitable psu £8 ref K8P3

**SWITCHED MODE PSU**  
 Fully cased unit 215mmx145mmx55mm giving +5, +12 and +20v well made case complete with mains lead £8 ref K8P3

**REMOTE CONTROLS**  
 Brand new infra red CONTROLS originally made for controlling WOLSEY satellite receivers. £2 ea ref K2P1 or 20 for £19 ref K19P1

**TELEPHONES**  
 Modern 1 piece phones BT approved. Last no retail £8 ref K8P1

**386 TOWER SYSTEMS**  
 Tower case 52cmx40cmx20cm. 2 fans, speaker, 275w psu, IEC i/L and O/L, 386 m/board with on board disc controller, ethernet, display driver, parallel and serial ports. There are several IC's missing from the m/board plus no data! £79 ref K79P1.

**DOS PACKS**  
 Complete set of PC discs with MS DOS 3.2, Locomotive basic, gemdesk and gempaint. No manuals, 5 1/4" discs. £10 ref K10P2

**CORDLESS TIE CLIP MICROPHONE**  
 Transmits between 88-108MHz FM 5.2cm x 2cm, uses LR44 watch battery. Complete with wire aena! & battery £16 ref K16P1

**CHASSIS MOUNT TRANSFORMERS**  
 240v primary, 12v secondary 20VA £2 ref K2P2  
 240v primary, 16v secondary 10VA (split winding). £10 ref L10P1

**100 RED LED PACK (5MM) £5 REF K5P2**  
**12V STEPPER MOTOR** Ideal for models etc 3" dia. £2 ref J2P14

**INFRA RED BEAM SWITCH** 24v DC 5m range source & sensor housed in plastic case. £12 ref J12P1

**CAPACITOR BARGAIN PACK 100 CERAMICS £2 REF J2P2.**  
**SPECTRUM JOYSTICKS TWO FOR £5 REF J5P2.**

**AMSTRAD PC CASE, POWER SUPPLY AND 1.44MEG FLOPPY DRIVE ALL THIS FOR £44 REF L44P1**

**BUMPER PACK NO 1** 10 of our popular £1 packs for just £5 our choice of contents.

**BUMPER PACK NO 2** 25 of our popular £1 packs for just £12. Our choice of contents.

**LCD 1 X 32 DISPLAY** Bargain price of just £3 complete with loads of data for a similar display. £3 ref L3P1

**USEFUL POWER SUPPLIES.** 18v 900mA dc output (regulated) fully cased with mains cable and DC out cable. £6 ref K6P1

**UNCASSED PC POWER SUPPLIES.** Standard PC psu without case, fan etc. Good for spare or low cost PC! £4 ref L4P6

**RADAR DETECTORS.** Detects X and K bands (ie speed traps). Not legal in the UK so only available if you intend to 'export' it. £59 ref J59P1.

**100 WATT MOSFET PAIR.** Same spec as 25K343 and 25J413 (8A, 140v, 100w) 1 N channel and 1 P channel. £3 a pair ref J39P9

**LOW COST CAPS.** 1,000 capacitors £3 (33uf, 25v) ref J3P10

**VELCRO.** 1 metre length 20mm wide, blue. £2 ref J2P16

**JUG KETTLE ELEMENTS.** Good general purpose heating element just £3 ea ref J3P8 or 5 for £10 ref J10P3

**VERY BIG MOTOR.** 200v induction 1.1kw 1410 rpm 10"x7" GEC 1" keyed shaft. Brand new. £95 ref J95P1

**BIG MOTOR.** 220-240v 1425rpm 2.8A 5/8th" keyed shaft GEC 6.5" x 8" complete with mounting plate. £38 ref J38P1

**SMALL MOTOR.** Electrolux 160 watt 3,000 rpm 220-240v 5/8" shaft. precision built £18 ref J18P1

**EPROMS 27C64 PACK OF 10 £7 REF M7P1.**  
**EPROMS 27C256 PACK OF 10 £9 REF M9P1.**  
**EPROMS 27C512 PACK OF 10 £10 REF M10P1.**  
**MODEMS FOR £1.25?** These modems are suitable for stripping only hence they are only 4 for £5 ref J5P3

**BULL ELECTRICAL**  
 250 PORTLAND ROAD HOVE SUSSEX  
 BN3 5QT TELEPHONE 0273 203500  
**MAIL ORDER TERMS: CASH PO OR CHEQUE WITH ORDER PLUS £3.00 POST PLUS VAT.**  
 PLEASE ALLOW 7 - 10 DAYS FOR DELIVERY



**FAX 0273 323077**

SOME OF OUR PRODUCTS MAY BE UNLICENSEABLE IN THE UK

**IN SUSSEX? CALL IN AND SEE US!**

# Design your own satellite system!

You can with the help of this brilliant new program by DJ Stephenson

## SATMASTER Version 4 Only £35

Allows you to design a system and test its performance before you install it!

Provides essential dish setup angles, polar and apex elevation for motorised systems, elevation, azimuth, polarisation offset, from any location in the World for any geo-satellite - now and in the future!

Includes magnetic map and footprints for all popular satellites across Europe

Easy-to-use pop up menu interface makes tedious tasks simple for everyone!

Complete with User Instruction Manual!

Contains 20,000 word on screen technical context-sensitive helpline, with fault-finding, cable specs and site survey guide

Calculates full link budget including dish size optimisation to ensure the best quality picture!

Avoid guesswork ... order SATMASTER V4 or SATMASTER PRO today!

Swift Television Publications

17 Pittsfield, Cricklade, Swindon SN6 6AN Tel or Fax 0793 750620

NEW!



requires IBM PC compatible with MS-DOS 3.11 or higher and 1MB hard disk

Plots beamwidths and lobe patterns so you can judge potential interference from neighbouring satellites!

Results and graphs can be output to file, screen or printer!

## SATMASTER PRO Only £69

Contains additional country/town files!

Supports laser printers!

Displays CCR climatic zone map!

Takes account of circular or linear polarisation in link budget analysis!

Lists polar and apex angles per town!

Calculates rain fade margin automatically!

Please send me program (3 5" disk)

SATMASTER V4 @ £35  tick choice (✓)

SATMASTER PRO @ £69

Postage £1 in UK, Europe add £2, Other add £4

I enclose cheque/PO for £ \_\_\_\_\_ made payable to Swift Television Publications or please debit my Access/Visa credit card.

No \_\_\_\_\_

Expires \_\_\_\_\_

Name \_\_\_\_\_

Address \_\_\_\_\_

Postcode \_\_\_\_\_




# HENRY'S

## NEW STOCKS AND SPECIAL OFFERS

### ASTECSW mode power supply

Three pin mains socket input on/off switch. Output +5 volt 3.75 amp +12 volt 1.5 amp, -12 volt 0.4 amp 115 230 V A/C Input  
Size 7.0 x 5.3 x 2.5 ins with circuit  
**£12.95** incl VAT



### 'POCKET' TEST INSTRUMENTS

(with case) Prices Incl VAT

* 135 Satellite Signal Finder, FS + Compass	£29.95
* 1065 Digital Lux Meter 3 Ranges	£61.00
* 120N Sound Level Meter 2 Ranges	£45.00
200A 20Hz to 200 MHz 2 Range Freq. Counter	£104.58
555 Sine/Sq. 20 Hz to 150 KHz Audio Gen	
Switch Freqs	£47.95
*50" Digital Capacitance Meter upto 2000 mfd	£51.00
KDM6 TR Gnd Dip 6 Ranges 1.5 to 250 MHz	£62.00
* V225V VHS Video Head Tester	£38.95
H265 Component Tester Add to any Scope	£41.00
*ST300 AC Clamp Meter 0/300A 0/600V 0/1 Kohm	
SPECIAL PURCHASE	£25.95
285 0/2000 amp AC Clamp Add to Dmm	£15.95
202 0/200/2000 Amp AC/DC Version	£53.95
*320P Wallet Type Digital Multimeter	
SPECIAL PURCHASE	£21.95

### LCR DIGITAL METER

Pocket size instrument

- 3 1/2 digit LCD, 20 ranges
- 7 Capacitance, 0/200 mfd
- 6 Inductance, 0/200H
- 7 Resistance 0/200 M ohm

**£69.95** incl VAT with leads and battery



**TL134**  
33 Range 3 1/2 digit mm 24mm Large Display  
FEATURES 5 Capacitance ranges 6 resistance ranges to 20M ohm Diode and transistor test AC/DC volts ranges 5 ranges AC/DC current to 20 amps With leads battery and instructions  
**£25.95** incl VAT



**TL3400**  
31 range 3 1/2 digit mm with 25mm Large Display  
FEATURES 4 Capacitance ranges AC/DC volts AC/DC current to 20 amps 6 resistance ranges to 40M ohm Diode test Continuity test Logic checker with buzzer. Auto range frequency counter. Peak hold button. Temperature test  
**£39.95** incl VAT

### IN STOCK AUDIO-ELECTRONICS

(Details in colour catalogue and supplements)

#### FULL RANGE OF TEST INSTRUMENTS -

- Scopes Counters Power Supplies
- Generators Meters Hameg Metex
- Blackstar Testlab Thurlby Thandar

#### SECURITY AND COMMUNICATIONS -

- Alarms Lighting Detectors Intercomms
- Doorphones CCTV and CB Radio

#### AUDIO EQUIPMENT - For Public Address

- Hi-Power Car Systems Disco and Hi-Fi
- Speakers Amplifiers Mics Effects etc

#### COMPONENTS AND TOOLS - Large Range inc

- Fans Large Value Caps Relays
- Transistors

#### ACCESSORIES - For TV Video Hi-Fi

- Telephones CB etc etc

Open 6 days a week for callers and telephone orders  
UK Carr/Packings £2.05  
Post Free any two items

**COLOUR CATALOGUE** with supplements Send £4 (UK) £6 (export) £2 for callers FREE updates for your 91/92 catalogue send large SAE (34p stamp) FREE catalogues with trade prices for trade and education - write or fax



## HENRY'S 404 Edgware Rd, London W2 1ED

Instruments, Audio, Equipment 071-724 3564

Security, CCTV, Communications 071-724 0323

Components, Service Aids 071-723 1008

QUANTITY, EXPORT AND EDUCATION DISCOUNTS.

OFFICIAL ORDER SALES Tel: 071-258 1831, Fax: 071-724 0322

# MIS

## TRAINING DIVISION

MIS have held approved service training courses for industry, local government and health authorities throughout the UK since 1984. The following are designed for all domestic and commercial appliance service technicians. Please contact us for venue dates nationwide including Republic of Ireland.

### ELECTRICAL SAFETY TRAINING (All Appliances)

This practical course covers appliance and workshop equipment using Portable Appliance Tester, Earth Loop Impedance Tester, and Earth Insulation. Inc. manual of test charts; regulations and essential documentation.

### MICROWAVE OVEN SERVICE TRAINING


Covers all commercial/domestic ovens. Inc. MIS publication "Microwave Oven Servicing" ISBN 0.9513783.0.9.

**MIS Training Division**  
1 South Lane, Clanfield, Hants PO8 0RB  
Tel: 0705 596272 Fax: 0705 592499



## ELECTRONIC TEST EQUIPMENT

### TV & SATELLITE LEVEL METER MC-260



- FM radio, TV and satellite all in one instrument
- Frequency counter for setting satellite channel
- Autocorrected level reading across all bands
- High accuracy without the use of correction charts
- Stable 12,15 & 18 volt LNB supply
- Many system fault finding functions

For TV/FM, SAT TV, SMATV and Cable TV installers

### ALBAN ELECTRONICS LIMITED

4U St Albans Enterprise Centre, Long Spring

Porters Wood, St Albans, Herts., AL3 6EN

Tel: 0727 832266 - Fax: 0727 810546

# TUBES TUBES TUBES TUBES TUBES

*Possibly the largest range of television tubes, at the right price, in the UK.*

*Ring Irene or Jane for a quote*

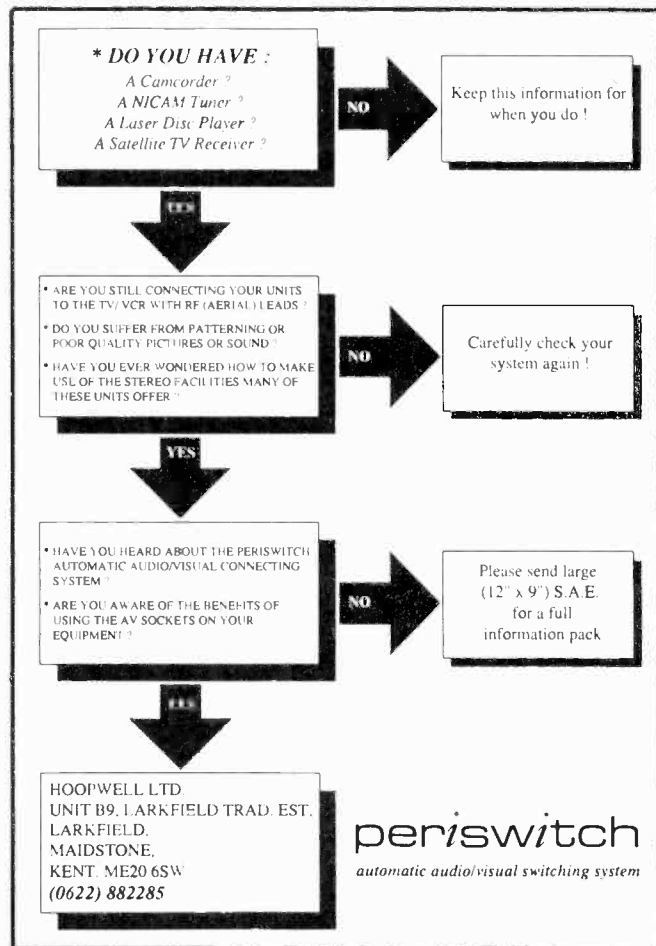
## EXPRESS TV

The Mill, Mill Lane,  
RUGELEY, Staffs WS15 2JW

Tel: 0889-577600

Fax: 0889-575600

**Happy  
New Tube**



## CentreVision

Suppliers of Surplus TVs & Videos to the Trade  
CENTREVISION HOUSE · SLOPPER ROAD · LECKWITH · CARDIFF · CF1 8AB


*Where quality counts*

*You've tried the rest*

*Now here's the best*

**Price list  
on application —**

**Export  
enquiries  
welcome**



**THE LARGEST  
WHOLESALE  
IN WALES**

**PHONE OUR HOTLINE NUMBER**


**0222 344754**

**ALL PRICES + VAT**



# CONVERT YOUR FERGUSON BSB RECEIVER TO PAL & D2MAC

FOR **£49.00**



## FEATURES

- 60 Fully programmable channels with Remote Control
- On Screen Graphics with Live Programme information
- Pre-set for most popular PAL, D2MAC and DMAC Transmissions
- Selectable LNB type
- External 12 volt switch facility

## D2MAC

- Superb digital quality sound
- Preferred language facility
- Covers all D2 and DMAC Audio channels
- Background / Foreground sound mix facility
- Switchable 16:9 with optional panning
- Outputs in RGB, Video, Audio, UHF

## PAL

- Fully Tunable Audio per channel
- VideoCrypt (Sky) decoder interface
- 14 / 18 Volt LNB switching
- Outputs in Video, Audio, and UHF

## ON SCREEN MENUS

A total of 15 different on screen menus make programming exceptionally easy. Shown below are a selection, mostly from the D2MAC menu structure

<b>MAIN MENU</b> 1. VIDEO Tuning 2. AUDIO Select 3. PICTURE Format 4. MODE Select 5. LNB Type 6. PICTURE Cntl / Col 7. STORE & Exit MENU To Return VIEW To Exit	<b>MODE Selection</b> 1. D2MAC 2. DMAC MODE 1 3. DMAC MODE 2 0. PAL MENU To Return VIEW To Exit	<b>VIDEO TUNING</b> EUROMUSIC CHANNEL 01 FREQUENCY 11727MHZ USE <> To Adjust MENU To Return VIEW To Exit
<b>D2MAC AUDIO SELECT</b> 0. BACKGROUND 4. RFI SERVICE MONDIAL 5. RFI EN EUROPE 6. VICTOR 9. SOFTSCRAM MENU To Return VIEW To Exit	<b>RECEIVER SETUP</b> PREFERRED LANGUAGE Enter / Cancel to Change ENGLISH UP : 1.Red 2.Blue 3.Green DOWN : 4.Red 5.Blue & Green 8.LO Minus 9.LO Plus 0 To Store VIEW To Exit	Antenna 2 12.034 Ghz France 19 deg W

## INTEGRATING WITH OTHER EQUIPMENT

The modified receiver can be fed from an existing Astra system / antenna by utilising an L.F. splitter.

It is also possible to connect both Astra and DBS antennas with an electronic A/B switch. The receiver's external switch feature will allow automatic selection of either antenna on any of its 60 channels.


## PRICES

- CONVERSION KIT. Comprise a fully assembled and tested PAL/MAC sub assembly PCB plug in software upgrade, assembly instructions and new user manual. **£49.00**
- EXCHANGE: CIRC JIT BOARD.. Ferguson SRB1 circuit board complete with PAL, D2MAC and DMAC modules fitted. **£69.00**
- COMPLETE RECEIVER WITH DBS ANTENNA... Fully modified, Brand New Ferguson SRB1 Receiver with choice of new squarial or Marconi compact antenna. **£149.00**
- D2MAC REPLACEMENT CHIP. Simple plug in chip to convert Ferguson BSB Receiver to single channel but fully tuneable D2MAC receiver. **£19.00**

STOP PRESS... If you have a DECCA or TATUNG BSB receiver, we can now convert it to D2MAC. Cost is £59.00 and the receiver must be returned to TRAC.

# TRAC SATELLITE SYSTEMS

0642 468145  
452555  
FAX 0642 440927



Commerce way Skippers Lane Middlesbrough Cleveland TS6-6UR

## WE HAVE THE WIDEST CHOICE OF USED OSCILLOSCOPES IN THE COUNTRY

TEKTRONIX 2336 Dual Trace 100MHz Delay Sweep Probed	£1000
IMAI SU 55571 Four Channel 100MHz Delay Sweep	£700
HITACHI V1050P Dual Trace 100MHz Delay 1B with 4 Channel Mode	£450
SCHUMBERGER S218 Dual Trace 200MHz Delay Sweep with Trig View	£375
PHILIPS PM3264 Four Channel 100MHz Delay Sweep with Trig View	£500
TEKTRONIX 475 Dual Trace 200MHz Delay Sweep	£550
TEKTRONIX 469 Dual Trace 100MHz Delay Sweep	£400
TEKTRONIX 2215 Dual Trace 60MHz Delay Sweep	£400
TEKTRONIX 2225 Dual Trace 50MHz Alternative 1B Magnification	£450
PHILIPS PM3217 Dual Trace 50MHz Delay Sweep	£400
GOULD OS 1100 Dual Trace 30MHz	£140
GOULD OS30C Dual Trace 20MHz	£200
GOULD OS250B Dual Trace 15MHz	£125
HITACHI V1021 Dual Trace 20MHz	£225
KIKUSUI 5530 Dual Trace 30MHz	£300
TRIO CS1720 Programmable 20MHz Dual Trace	£450
HAMEG 205 3 Dual Trace 20MHz Digital Storage	£450
GOULD 1431 Dual Trace 20MHz Digital Storage	£275
GOULD 1420 Dual Trace 20MHz Digital Storage	£275
THIS IS JUST A SAMPLE - MANY OTHERS AVAILABLE	
PHILIPS PM5193 Programmable Synthesiser Function Generator IEEE 488 0.1MHz 50MHz	£1500
RACAL/DANA 1991 Universal Counter/Timer 160MHz 9 digit	£800
MARCONI 2242 Microwave Counter 10Hz-20GHz GPB	£1500
MARCONI 2610 True RMS Voltmeter	£800
FARNELL SSG 000 Synthesised 10MHz 1GHz	£1100
FARNELL DSG1 Synthesised 0.0001Hz 99.99kHz	£275
MARCONI 1F2015 10-520MHz with Sync 1F2171	£300
MARCONI 1F2015 only	£150
MARCONI 1F2016 10KHz-120MHz with Synchronisation 1F2173	£300
MARCONI 1F2016 only	£150
MARCONI SANDERS SIGNAL SOURCES various models covering 400MHz-8.5GHz	from £200
RACAL/DANA 9084 0.01-10MHz synthesised	£500
AVO VALVE CHARACTERISTICS METER VCM163	£300
GOULD B10MATION K5000 Logic Analyser	£750
HP Pulse Generator type 214B	£750
RACAL Inst. Recorders Store 4D and Store 7D	from £500
RELIANT CY 224 Programmable Current Source	£1000
FERRUGRAM R152 Recorder Test Set	from £200
FARNELL SSG320 Synthesised Sig Gen 10-520MHz	£400
FARNELL 115520 Transmitter Test Set consisting of RF Amplifier, Counter, RF Mod Meter, RF Power Meter, AF Voltmeter, AF Distortion Meter, AF Synthesiser	£400
SOLD as a Pair for ONLY	£750
<b>SPECTRUM ANALYSERS</b>	
TEKTRONIX 491AP 10KHz-2 GHz 32s GHz with additional mixers	£15,000
ANRI SU M562B 10KHz-1700MHz	£1750
HP 1411 with B552A & B plug in 10MHz-18GHz	£2000
HP 1411 with B554B & B552B 500KHz-1250MHz	£1300
HP 1401 with B554L & B552A 500KHz-1250MHz	£1000
HP 1411 with B556A & B552B 20KHz-300KHz	£1000
HP 1401 with B553L & B552A 1KHz-110MHz	£800
MARCONI 1F 2370 30KHz-110MHz	£1500
PHILIPS PM2524 Multi-function DMM 1/2-6 1/2 digit GPB IEEE	Only £450
THURLBY PL3201 GP Bench PSU 0-30V 2 Amp twice with GPB	£350
<b>HAND-HELD MULTIMETERS - 3 1/2 digit DMM 100 - 1 ranges DC - 2 Amp</b>	
M2355 - 32 ranges AC/DC 10 Amps Diode/Transistor Tester Freq counter etc	Only £32.50
RACAL/DANA Syn Sig Gen 9084 0.01 - 10MHz	£500
RACAL/DANA RF Power Meter 9104	£800
RACAL/DANA 9341 Databridge Automatic measurements	£350
WAYNE KERR 8424 RCL Meter LCD Display	£125
WAYNE KERR 4210 LCR Meter Accuracy 0.1%	£600
AVO AG1X Breakdown Leakage & Ionisation Tester RM215L2	£600
<b>MARCONI DIGITAL FREQUENCY METERS</b>	
Type 2430A 10-2 80MHz	£125
Type 2431A 0Hz-200MHz	£150
<b>MARCONI UNIVERSAL COUNTER TIMERS</b>	
Type 2437 DC 100MHz	£175
Type 2438 DC 520MHz	£225
FARNELL PSU 1V570 Mk2 70V 5A 30V 10A	£300
FARNELL PSU H6025 0-60V 0-25Amps Metered	£400
FARNELL PSU L30E 0-30V 0-5Amps Metered	£80
TELEQUIPMENT 173 Curve Tracer	£150
MARCONI 1F2700 Universal LCR Bridge Battery from £125	
MARCONI 1F2337A Auto Distort Meter	£175
400Hz kHz 0.01%	£150
RACAL 9915 Freq Counter 10Hz-520MHz (Crystal Oven)	£150
<b>AVO MULTIMETERS</b>	
MODEL 8 or 9 (what's available)	£40 each
Test Set No. 1 BX 95X	from £45
8 Mk5 with Carrying Case	£90
8 Mk6 with Carrying Case	£120
*All Meters Supplied with Batteries & Leads	
<b>NEW EQUIPMENT</b>	
HAMEG OSCILLOSCOPE HM1005 Triple Trace 100MHz Delay Timebase	£847
HAMEG OSCILLOSCOPE HM604 Dual Trace 60MHz Delay Sweep	£653
HAMEG OSCILLOSCOPE HM201 7 Dual Trace 20MHz Composite Tester	£362
HAMEG OSCILLOSCOPE HM205 3 Dual Trace 20MHz Digital Storage	£653
All other models available - all oscilloscopes supplied with 2 probes	
<b>BLACK STAR EQUIPMENT (P&amp;P all units £5)</b>	
APOLLO 10 - 100MHz Counter Timer Ratio/Period Interval etc	£222
APOLLO 00 - 100MHz (As above with more functions)	£222
METEOR 00 FREQUENCY COUNTER 100MHz	£109
METEOR 600 FREQUENCY COUNTER 600MHz	£135
METEOR 000 Hz FREQUENCY COUNTER 1 GHz	£178
JUPITOR 500 PUNCH ION GEN 0.1Hz-500Hz Sine/Sqr In	£110
ORION COLOUR BAR GENERATOR PAL/Video	£229
All other Black Star Equipment available	
OSCILLOSCOPE PROBES Switchable x 1 x 10 (P&P £3)	£11

Used Equipment - Guaranteed Manuals supplied if possible. This is a VERY SMALL SAMPLE OF STOCK - AE or Telephone for list. Please check availability before ordering. CARRIAGE all units £1.6 VAT to be added to Total of Goods and Carriage.

## STEWART OF READING



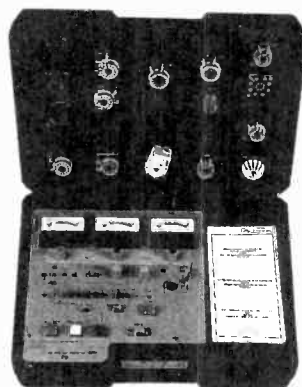
110 WYKEHAM ROAD, READING, BERKS RG6 1PL  
Telephone 0734 268041 Fax: (0734) 351696  
Callers Welcome 9am-5.30pm Mon-Fri (until 8pm Thurs)



## PROMAX

## ELECTRONIC TEST EQUIPMENT

### CRT RESTORERS RT-501B / TA-903



The most popular range of workshop and field service CRT restorers now available in England. Designed for the measurement, analysis and regeneration of all commercial monochrome and colour picture tubes. Nineteen sockets and reference list available.

For TV service specialists

## ALBAN ELECTRONICS LIMITED

4U St Albans Enterprise Centre, Long Spring  
Porters Wood, St Albans, Herts., AL3 6EN  
Tel: 0727 832266 - Fax: 0727 810546



# MARCO '93

## ELECTRONICS CATALOGUE

*A simply outstanding selection of quality electronic components and equipment.*

- **BEST VALUE** • **BEST SELECTION** •
- **BEST QUALITY** • **BEST YET** •

Essential reading for both amateur and professional. 132 fully illustrated pages with hundreds of special offers and free gifts.

**NORMALLY £2**

**FREE**  
**WITH THIS**  
**COUPON**

- **BOOKS**
- **HOBBY BOXES**
- **IN-CAR EQUIPMENT**
- **PLUGS AND SOCKETS**
- **CORDLESS MICROPHONES**
- **HOBBY KITS**
- **TOOLS**
- **IC's AND TRANSISTORS**
- **SOLDERING EQUIPMENT**

Please send me my **FREE** copy of  
**Marco 1993 Catalogue**

Name .....

Address .....

TV 01/93

Please send above coupon to  
**Marco Trading,**  
**The Maltings,**  
**High St.,**  
**Wem, Shrewsbury,**  
**SY4 5EN**

or contact us on  
**0939 232763**

EST. 1977

# J.W. HARDY

## YOUR ONE-STOP-SHOP

FOR THESE FINE BRANDED PRODUCTS  
- AND SO MUCH MORE ...

**Walsey** SMATV

**DIAMOND AERIALS** UHF/FM

**GLOBAL COMMUNICATIONS** FIRST IF, SMATV

**J.W. HARDY** communications UHF AERIALS  
UHF AMPLIFIERS

**Labgear Cablevision** SMATV

**LENSON HEATH** SATELLITE  
ANTENNA

**PACE** SATELLITE  
RECEIVERS,  
DECODERS **PALCOM** SATELLITE  
RECEIVERS

**PROMAX** TEST EQUIPMENT

**Spit fixings** BOLTS  
PLUGS **mungo** BOLTS  
PLUGS

**Teleste** SMATV  
UHF/VHF  
**TRIAX U.K.** AERIALS **TOWER CLIPS**

**UNI-FIX** CLIPS **VOLEX  
RAYDEX** COAX CABLES

- WE PROVIDE FULL TECHNICAL ASSISTANCE AND SERVICE BACK UP ON ALL OUR PRODUCTS
- SMATV - DISH SHARING - DESIGN CONSULTANT


Trace Price List available to bona fide TV Aerial and Satellite Dealers on proof of trading.

J.W. Hardy, 231 Station Road, Stechford,  
Birmingham B33 8BB. Telephone: 021-784 8478

**PROMAX**

**ELECTRONIC  
TEST EQUIPMENT**

## TV/FM LEVEL METER MC-477D



- Frequency range: 47 - 860 MHz
- Functions: TV, spectrum, analysis, synchronism
- Simultaneous display of picture and measured level
- 39 memory channels, set by user
- Autocorrected meter reading for higher accuracy

*For TV/FM, SAT TV, SMATV and Cable TV installers*

### ALBAN ELECTRONICS LIMITED

4U St Albans Enterprise Centre, Long Spring  
Porters Wood, St Albans, Herts., AL3 6EN  
Tel: 0727 832266 - Fax: 0727 810546

## ADVERTISERS' INDEX

Aerial Techniques .....	191	J.J. Components .....	189
Anglian TV Wholesale ..	227	Manor Supplies .....	179
Audio Electronics .....	217	Marapet .....	226
A-Z Electronics ...	212 & 213	Marco Trading .....	220
Beslo Ltd .....	228	M.I.S. Training .....	217
B.K. Electronics .....	175	M.S. Products .....	169
Bull Electronics .....	216	Powell, T. ....	215
Campion TV .....	227	Promax Instruments	
Central TV Wholesale ...	223	.....	215/217/219 & 221
Centrevision .....	218	P.V. Tubes .....	168
Coastal TV .....	227	Sendz Components	
Colourtrade of		.....	235/236/IBC & OBC
Birmingham .....	228	Silverscreen .....	226
Crewe TV W/Sale .....	227	Stewart of Reading .....	219
CTV .....	226	Swift TV Publications ..	217
Datapart Ltd .....	212	Technovision .....	215
East London Components		Telecentre .....	227
.....	168	Teleprice Ltd .....	225
Economic Devices		Telespares Ltd .....	172
.....	200 & 201	Telnet .....	168
Euras International Ltd	222	Trac Satellite Systems ...	219
Express TV Supplies .....	218	Vista Electronics .....	222
GGL Components		Well-View .....	222
.....	170 & 171	Western Trade Services	224
Gogglebox .....	224	West-Midlands TV .....	223
Grandata .....	162-167	Willow Yale Electronics	
Hardy, J.W. ....	221	.....	IFC
Hoopwell Ltd .....	218	Wiltsgrove Ltd .....	223
Hussain Central TV Ltd	229	W. Tree Trade	
ICS Intertext Group .....	212	Warehouse .....	228
Intercity Industries Ltd	224		

**PROMAX**

**ELECTRONIC  
TEST EQUIPMENT**

## FM & TV FIELD STRENGTH METER MC-160B



- Excellent for aerial installation
- Frequency coverage 48 to 856 MHz
- Accurate digital frequency display
- Measurement accuracy  $\pm 2.7$  dB
- Superb sensitivity for FM and TV
- Easy to buy, easy to carry

*For FM/TV, MATV, CCTV and Cable TV installers*

### ALBAN ELECTRONICS LIMITED

4U St Albans Enterprise Centre, Long Spring  
Porters Wood, St Albans, Herts., AL3 6EN  
Tel: 0727 832266 - Fax: 0727 810546

The Euras System  
is the largest  
repair tips database  
for CD, TV and  
video in Europe.

# Solutions at your fingertips.

The System  
has over 100,000  
repair tips for  
10,000 models  
from 250  
manufacturers  
and is conveniently  
available as  
manuals,  
stand alone PC  
or videotext.  
The System now  
also boasts  
technical service  
data for computers  
from SAMS  
Computerfacts,  
available  
as manuals.

Euras International Limited  
Heston House, 7-9 Emery Rd  
Brislington, Bristol BS4 5PF  
England  
Telephone 0272 724475  
Fax 0272 723374

## SONY TUBES RE PROCESSED WITH ORIGINAL SONY GUNS

HIGH TEMPERATURE RE-PROCESSING of Sony, Mullard 45AX,  
30AX, In-line, PiL, Mini (22.5) Neck and FST Tubes.

3701B22*	£25.00	A51-231X	ITT	£46.00	A51EAL00X Philips	£58.00
3702B22*	£48.00	A51-570X	Mullard	£46.00	A51EBS00X	£58.00
370KRB22*	£48.00	A51-580X	Mullard	£46.00	A51JAR00X Toshiba	£64.00
370LHB22*	£48.00	A51-590X	Mullard	£46.00	A51JK00X Sony	£74.00
400EFB22	£58.00	A56-540X	Mullard	£48.00	A51JUH10X Sony	£74.00
510YUB22*	£52.00	A56-701X	ITT	£48.00	A53JBW00X Sony	£64.00
520SB22	Sony £64.00	A66-540X	Mullard	£56.00	A59JM240X03	£85.00
560EGB22	Hitachi £54.00	A67-701X	ITT	£56.00	A59EAK00X Philips	£64.00
560DYB22	£54.00	A34EAC00X	Philips	£48.00	A64JK10X Sony	£95.00
570HB22	Sony £64.00	A34JBU10X	Sony	£64.00	A68JMT10X Sony	£95.00
6800B22	Sony £85.00	A44JEX10X	Sony	£78.00	A68JYK10X Sony	£95.00
680EB22	Sony £85.00	A44JF210X	Sony	£78.00	AXM37-001*	£48.00
		A49JHT00X	Sony	£64.00	AXT37-001	£44.00
		A49JLV10X	Sony	£74.00	AXM51-001	£46.00
					AXT56-001	£52.00

\* BRAND NEW TUBES AT  
COMPETITIVE PRICES —  
WHILE STOCKS LAST

For tube types not listed  
please enquire.  
All Tubes Guaranteed  
12 Months

All prices quoted are  
excluding VAT.  
Exchange CRT is  
required.

Callers welcome.  
Please phone first.  
Nationwide Delivery  
Available.

Very low Delivery Charge for Deliveries within M25 Area

FREE DELIVERY WITHIN UK FOR THE FOLLOWING  
TUBE TYPES — A51-570X, A51-580X, A51-590X  
Christmas & New Year Greetings to all our customers.

### D.I.Y. Television Tube Polishing Kit

Contains everything you need to Polish scratches and small chips on your CRT screens  
All you require is an electric drill. Written instructions are provided. Guaranteed to work.  
Worldwide Delivery Total Price £63.00 includes P&P and VAT Available from Luton only

Your local stockist are

#### WEST ONE

Distributors Ltd.  
Chesham, Bucks  
Tel. 0494 778197

#### WELL VIEW

114-134 Midland Road.  
Luton, Beds. U.K. LU2 0BL.  
Tel. 0582 402499

#### WELL VIEW

Southampton, Hants.  
Tel. 0703 449783

## REMOTE CONTROLS

### Ferguson Types

TV — 738, 739, 740 etc

TV/VCR — 734, 742, 748 etc

VCR — For 3V35 etc

**£5.95**

TV/VCR — Fastext 789, 785 etc

**£6.95**

MANY OTHER TYPES  
AVAILABLE

NEW AND REGUN TUBES  
VIDEO HEADS — ALL MAKES

### TV AND VCR SPARES

CARRIAGE AND VAT NOT INCLUDED



VISTA  
ELECTRONICS



Unit 1B, Wingate Grange Industrial Estate,  
County Durham, TS28 5AH

Tel: 0429 837100

Fax: 0429 837101

# W.M.T.V.

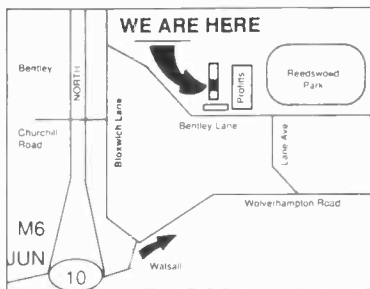
THE LARGEST INDEPENDENT WHOLESALERS  
IN WALSALL – SUPPLIERS OF HIGH QUALITY  
EX-RENTAL TV'S AND VIDEOS TO THE TRADE  
AT COMPETITIVE PRICES

ALSO AVAILABLE: NEW B-GRADE PRODUCTS –  
TVs, VIDEOS, AUDIO & MICROWAVES –  
ALL TESTED & BOXED

1/2 Mile of Junction 10 M6. Easy Parking Facilities

**UNIT 3, BENTLEY LANE BUSINESS PARK**  
BENTLEY LANE, WALSALL WS2 8TL  
Tel: 0922 724542. Fax: 0922 722208  
Mobile: 0860 499495 (24 Hours)

OPEN:  
MON-FRI,  
9-6pm  
SAT 9-2pm  
SUNDAY BY  
APPOINTMENT  
DELIVERY  
SERVICE  
THROUGHOUT  
THE COUNTRY



## WILTSGROVE LTD

NOW IN STOCK BRAND NEW

**PORTABLE CTV'S**  
**12 MONTHS GUARANTEE**

EX-RENTAL PORTABLES	from £39.00
REMOTE CTV'S	from £30.00
TELETEXT TV'S	from £35.00
VIDEO RECORDERS	from £35.00
TWIN SPEED VCR	from £65.00
VIDEO TAPES E-180	from £ 0.85

ALL STOCK TESTED & WORKING  
NEW STOCK ARRIVING DAILY  
EX-RENTAL, EST'S, 'B' GRADE etc.  
EXPORT ENQUIRIES WELCOME  
HUGE RANGE OF TV & VIDEO SPARES



**ALSO IN STOCK**



**28-29 RIVER STREET, DIGBETH**  
**BIRMINGHAM B5 5SA**

**TEL: 021 772-2733 FAX: 021 766-6100**

*stock subject to availability. Carriage & VAT*

# CENTRAL TV



## EX-RENTAL

● SUPERB RANGE OF TV'S & VCR'S  
● THORN & GRANADA

● DIRECT LOADS  
AVAILABLE FROM SOURCE

EXPORT ENQUIRIES WELCOME

## 'B' GRADE

SWITCH ON TO  
TOP QUALITY BRANDS  
OF

PHONE  
TODAY

FOR BEST  
RESULTS

ALL SIZES OF SCREEN TV AVAILABLE, BOTH IN FAST  
TEXT & DIGITAL NICAM STEREO

### VIDEOS: CURRENT MODEL

Single, Twin Speed, Nicam S-VHS

### CAMCORDER

C FORMAT, FULL SIZE, 8mm  
MICROWAVES ● PORTABLE ● HIFI ●  
SATELLITE ● VIDEOCRYPT ●

### PORTABLE £90

FULL REMOTE, BOXED

CTV LONDON  
Eley Estate, Nobel Road  
Edmonton N18  
TEL: 081-807 4090  
FAX: 081-884 1314

CENTRAL TV WHOLESALE  
DISTRIBUTION LTD  
369 Stratford Road, Sparkhill  
Birmingham B11  
TEL: 021-772 1591  
FAX: 021-766 6383



We Wish All Our Customers  
A Happy & Prosperous  
New Year





# INTERCITY INDUSTRIES LTD

## TV/VIDEO WHOLESALE DEPT.

### TELEVISION

**WORKING COLOUR.....FROM £15**  
**WORKING TELETEXT.....FROM £40**  
**WORKING PORTABLE.....FROM £40**  
**COMPLETE NON WORKERS...FROM £8**

### VIDEO

**WORKING TOP LOADER.....FROM £30**  
**WORKING FRONT LOADER.FROM £50**  
**"B" GRADE DECCA, TATUNG FERGUSON...FROM £15**

**DELIVERY CAN BE ARRANGED. ALL ABOVE  
 SUBJECT TO AVAILABILITY.**

**CONTACT OUR SALES DEPT:-  
 Unit 2A Four Ashes Ind. Estate  
 Station Road, Four Ashes,  
 Wolverhampton WV10 7DB**

**TEL:0902 791323  
 OR FAX:0902 791123  
 EXPORT ENQUIRIES WELCOME**

**NEW DELIVERIES  
 EVERY WEEK**

**FRIDGE FREEZER, WASHING  
 MACHINES, DRYER DISH  
 WASHERS ETC., AVAILABLE**

**SPARES, TUBES  
 AVAILABLE**

**NOW IN STOCK 21" TEXT £145**

**BRAND NEW 20" REMOTE TVs £125**

Proline CD, Midi Hi-Fi's .....	£325
Proline Midi Hi-Fi's .....	£220
Aiwa Midi's & Separates.....	£980
JVC Midi's & Separates.....	£1090
39 Ariston, Dual Turntables .....	£1000
Amstrad Midi Hi-Fi's .....	£375
Sanyo Midis & Separates .....	£605
Goodmans CD/Midi Hi-Fi's.....	£810
25 Philips CD Midi's.....	£935
16 Philips Midi-Hi-Fi's.....	£595
Philips Separates .....	£810

### B GRADE STOCK RETURNED GOODS

14" Portables from .....	£70	14" Portables from .....	£25
20" Remote CTV from.....	£105	Front load VHS from .....	£50
20" Fastext from.....	£140	Midi Hi-Fi's from.....	£20
L/P VHS from.....	£120	21" CTVs from .....	£40
10" Mains/bat from.....	£90	Radio Cassettes from .....	£15

**GOGGLEBOX** TEL: LEEDS  
**0532-310359**

DISCOUNT ELECTRICAL WAREHOUSE ASK FOR ROBERT

ALL ABOVE PRICES PLUS VAT AT 17.5%

**W**ESTERN  
**T**RADE  
**S**ERVICES

**TV & VIDEO  
 WHOLESALE  
 FOR  
 DEVON & CORNWALL**

EST 14 YEARS

SUPPLIERS OF EX-RENTAL TV & VIDEO'S  
 THORN & NON THORN  
 REMOTE TEXT & VIDEO HAND UNITS  
 SUPPLIED WHERE NECESSARY  
 ALL PRICES SUBJECT TO VAT

**DELIVERIES THROUGHOUT DEVON  
 CORNWALL TWICE WEEKLY**

GIVE US A RING OR CALL IN  
**2A BARTON HILL ROAD,  
 TORQUAY, DEVON**

**TEL: 0803 312222 FAX: 326767**



# TELEPRICE

LIMITED

**SWITCH ON!**  
**TO QUALITY**  
**EX-RENTAL TV**  
**& VCR. PLEASE**  
**RING FOR DETAILS**

## AINTREE

UNIT 2, RACECOURSE IND. EST.  
ORMSKIRK ROAD, AINTREE  
LIVERPOOL L9 5AL. TEL:  
051 530 1285 IAN MAC

## LEEDS

UNIT F2 COPLEY HILL  
TRADING EST., WHITEHALL  
RD, LEEDS LS12 1HS. TEL:  
0532 422774 LES CORKE

## AVONMOUTH

5 PORTVIEW ROAD  
AVONMOUTH, BRISTOL  
BS11 7LQ. TEL:  
0272 235093 KARLA REALE

## GLASGOW

9 COLQUHOUN AVENUE  
HILLINGTON IND. EST.  
GLASGOW G52 4BN. TEL:  
041 883 2610 IAN DORAN

## NOTTINGHAM

UNIT 8, ASCOT PARK  
INDUSTRIAL ESTATE  
SANDIACRE, NOTTINGHAM. TEL:  
0602 491385 JOHN JEYS

## SUNDERLAND

9A/B, 94 CARRMERE RD  
LEECHMERE IND. EST.  
SUNDERLAND SR2 9TE TEL:  
091 523 5554 BRIAN CADE

## SOUTH LONDON

22 FRANTHORNE WAY,  
OFF RANDESDOWN ROAD, BELLINGHAM,  
LONDON SE6 3BS. TEL:  
081-695 0877 JAMES MAYE

## FARNBOROUGH

40 INVINCIBLE ROAD  
FARNBOROUGH  
HANTS GU14 7QU. TEL:  
0252 540814 COLIN GORDON



# C.T.V.

UNIT 5, THE PHOENIX BUILDING, RUSHOCK TRADING ESTATE,  
DROITWICH ROAD, NEAR KIDDERMINSTER

TELEPHONE: 0299-251522 0836-585829/0860-809673 (24 HR)

**SUPPLIERS OF HIGH QUALITY EX-RENTAL  
TELEVISIONS AND VIDEOS**

**LARGE STOCKS ALWAYS AVAILABLE**

**ALL AT COMPETITIVE PRICES**

Also available: 'B' Grade Products, Audio, Microwaves  
and Complete Range of Televisions and Videos

**OPEN: MON-FRI - 9.30-5.30**

**TEL: 0299-251522 0836-585829/0860-809673 (24 HR)**

**Fax: 0299-251543**

**EXPORT ENQUIRIES WELCOME**

**COMPONENTS For TV \* Video Audio \* Computer**

**THIS IS JUST A SMALL SAMPLE OF STOCK**  
We can supply spares for many makes of equipment. WRITE FOR A 'PRICE & AVAILABILITY' on your requirements. **0452 526883**

<b>TRANSISTORS &amp; DIODES</b>		<b>COMPUTER SPARES</b>	
1N5061 £0.59	BU508A £1.18	<b>AMSTRAD</b>	
1N5062 £0.60	BY448 £0.99	IC AY38912A £7.06	<b>SINCLAIR</b>
2SA1706 £1.85	BY959C £0.82	IC HD6845SP £15.18	IC 40054 ROM (+2) £16.69
2SC2331 £1.59	RB156 £2.29	IC MP4504 £6.94	IC TM54532-15M.4 £11.22
BA157 £0.29	RD9.1EB2 £1.43	IC SED9420CAC £14.93	IC ZX8302 (O/L) £10.48
BAV21 £0.29	S200AF £1.79	Joystick (CPC range) £6.71	IC Z8B401 (Spec) £7.94
Philips 96009 White diagnosis Postisor		Printer Armature £4.20	Membrane (OK) £8.99
		PCW 9512 £4.20	Membrane (Spec-48K) £4.73
		Comment Resistor 5.6Rx5W £1.85	Membrane (+128K) £8.59
		Serv. Manual (PCW9512) £15.76	Speaker (48K+) £1.74
			Power Plug (Spec) £0.29
<b>IC SELECTION</b>		<b>ATARI</b>	
AN5753 £3.68	TA7288P £3.59	IC CO25913 (DMA-ST) £33.24	<b>COMMODORE</b>
AN6553 £1.43	TA7324 £2.69	IC CO24947 (XEL) £4.58	IC 6369 VIC (Sp. Offer) £19.95
BA4236L £3.32	TA7607AP £2.82	IC TL431 (ST-PSU) £1.85	IC 8520 CIA £12.35
BA5408 £2.30	TA7688BP £1.89	THERMISTOR (ST-PSU) £1.37	IC 8565 VIC £29.96
BA6259N £2.57	TA7784 £2.58	IC V65 (ST-PSU) £4.42	IC 251641-02 PLA £4.49
CA741CE £0.26	TA8410K £3.76	PC713V (STE-PSU) £2.95	IC 9061-14-01 CPU £3.24
CNX62A £2.99	TBA530 £1.74	User Manual (STFM) £10.00	Modulator 251916-02 £18.76
CNX83A £2.79	TBA800 £0.99	<b>PHILIPS</b>	Serv. Manual (C64/C64C) £14.99
HA1137W £3.81	TBA810P £1.16	Serv. Manual BM7513 £2.99	User Manual (C64) £4.25
HA12006 £9.09	TBA810S £1.62	Serv. Manual CM8833 (RM 1) £4.71	XTAL 1.7-3447MHz £4.99
HA12413 £4.75	TBA820L £1.50		
HA13007 £5.12	TC4240 £4.59	<b>OTHER COMPUTER CHIPS</b>	
LA1385 £4.90	TC4331 £3.31	AM26LS31PC £1.95	27C256-200 £2.95
LA3190 £2.28	TDA1001B £2.86	V20-8MHz £9.99	41464-10 £2.99
LA3381 £1.79	TDA1020 £2.64	6502 CPU £5.05	6800CP8 CPU £11.68
LA4490 £2.86	TDA1035T £2.59	6818 R.T. Clock £7.24	75154PC 4xline driver £1.85
LA7016 £2.99	TDA1044 £2.99	6825A PIP £2.82	68Kx1 CPUAM (150ns) £1.69
LA7851 £3.95	TDA11700 £4.98		
LA7910 £2.62	TDA1180P £3.49	<b>TV/MONITOR LINE OUTPUT TRANSFORMERS</b>	
LA1203 £9.19	TDA1516Q £4.63	PHILIPS CM8533/CM833 etc. £22.75	
LM753CN £2.43	TD4308A £2.06	PHILIPS CM11342/62 £24.99	
LM833 £1.79	TD42003 £2.44	Ferguson TX90 14" 90" £23.99	
MS4544L £3.36	TD42541 £2.49	Ferguson TX100 20" 90" £22.25	
MS4548L £5.29	TD42583 £3.45	Ferguson TX100 51cm FST £22.95	
MS4561P £5.05	TD42658 £5.20	GEC C208H90H/C2288 to 2291H/C2294H £22.35	
MC1377P £5.87	TD43330 £5.99	Hitachi CPT2036/46/76/78/CPT2234/36/CPT2246/78 £22.35	
MC7805 £0.78	TD43653B £3.93	Matsub 14824/1481/1481B £22.25	
ME14502BCP £0.78	TD44420 £2.71	Saisho CT14141X1425 £22.25	
ME42901 £2.69	TD44505E £7.43		
NE555CDP £0.29	TD44600-2 £2.95	<b>AUDIO SPARES</b>	
SAA1124 £3.88	TD44801 £2.49	AMSTRAD MX200/CDX400 (FUNAI) CASSETTE DOOR each £3.64	
STK3029 £5.06	TD44950 £2.15	PHILIPS CST427/428 SERVICE MANUAL £4.99	
STK4141H £8.10	TD47350 £5.21	PHILIPS D8458 SERVICE MANUAL £3.49	
STK4332 £5.71	TD48140 £3.49	SHARP RFG278 281.284 MAIN BELT £3.99	
STK5333 £6.49	TD48170 £3.47	TOSHIBA STU2/L MAINS TRANSFORMER £3.99	
STK5451 £6.29	TD48400P £4.95		
STR5481 £8.99	TE43000 £4.33	<b>TV SPARES</b>	
STR8020 £6.99	UPC1277 £4.23	AMSTRAD TVR2 SERVICE MANUAL £17.39	
TA7226P £3.76	UPC1378H £2.45	FIDELITY CTV201/227/CTV202/226 SERVICE MANUAL £5.99	
TA7294AP £2.96	UPC1397C £3.94	GOLDSTAR CS5435/1444/CTT162X/172X On/Off SWITCH £6.49	
TA7256P £4.49	UPC533C-164 £14.17	SAMSUNG C1537V/CX558WT On/Off SWITCH £5.05	
TA7273P £4.54	14DN476G £19.25		
IC PROTECTORS (F or N Ranges) each £0.79		<b>VIDEO SPARES</b>	
		SHARP VC381385/VC9300 CAPSTAN MOTOR £34.99	
		Large range of Video Heads, klers, Belt Kits, Pinch Rollers from stock - plus much, much more. Please contact us	
<b>TOOLS &amp; ACCESSORIES</b>		We are pleased to serve both the Trade and End User. <b>DO NOT ADD VAT TO THE PRICES SHOWN - BUT PLEASE ADD £1.20 P&amp;P</b>	
UNIFOSS Plug-In Fast Charger for AAA/AA Ni-CAD's (Also PP3 at slower rate) £5.49			
UNIFOSS C Ni-Cad. Battery £2.09			
Crimping Tool £2.45	Junior Hacksaw £0.85		
5m Telephone Extension Lead £3.75			
BT Plug-in Tone Ring with LED £6.95			
4 core Telephone Cable per/m £0.13			
All items subject to availability - Prices can change without notice.		<b>MARAPET (TVA)</b> 1 HORNBEAM MEWS GLOUCESTER GL2 0UE	

## SILVERSCREEN NEW MAJOR SUPPLIER

of Thorn & non Thorn  
ex-rental TV & Videos  
in Wales

Call John on

**0884 256257**

or visit the warehouse at  
**Unit 33, Nine Mile  
Point Ind. Estate,  
Cwmfelinfach,  
South Wales.**

# CREWE WHOLESALE TV LTD.

WE HAVE SLASHED OUR PRICES.

WORKING TV'S FROM £15.00.  
WORKING TEXT TV'S FROM £45.00  
TAKE 5 £45.00 — TEXT ONLY £200.00.

LARGE SELECTION OF WORKING  
AND UNTESTED STOCK.

WORKING TOP LOADING VIDEOS  
FROM £40.00.

WORKING FRONT LOADING VIDEOS  
FROM £50.00

WORKING LONG PLAYING STEREO  
VIDEOS ONLY £70.00

AT LEAST 1 DELIVERY, TO EACH  
UNIT, PER WEEK.

CALL NOW FOR NEW PRICE LIST.

CREWE — OPEN 9.30 TO 5.30  
MONDAY-FRIDAY

TEL: 0270 582924.

★ UNTESTED STOCK ONLY ★

BLACKBURN — OPEN 10.00 TO 4.00  
WEDNESDAY-FRIDAY

TEL: 0254 264489

## CAMPION WHOLESALE LTD.

QUALITY USED T.V.  
& VIDEO

COMPLETE RANGE OF  
T.V.'s AND VIDEOS  
MOST MAKES AND  
MODELS AVAILABLE

STOCK ARRIVING DAILY

T.V.'s from £3.00  
Videos from £30.00

Prices Ex-VAT

Free Delivery Service  
to most areas of the U.K.

UNIT 80, BARRACKS ROAD,  
SANDY LANE INDUSTRIAL ESTATE,  
STOURPORT-ON-SEVERN,  
WORCESTERSHIRE DY13 9QB

Just 10 Mins from  
M5 Junct. 6 Worc's North

For your export  
requirements contact us.

0299-879642 or 879643

FAX: 0299 827984

# TELECENTRE

Distributor of 'B'  
grade TVs &  
Videos  
also has for  
disposal, quantity  
of ex-rental TVs  
and Videos.

Ring before  
travelling for  
availability  
and prices

0270 589392

79A Coleridge Way,  
Crewe.

10 mins from Junction 16 – M6

## AERIALS

FOR TV & FM RADIO, PLUS  
1000's OF MASTS,  
BRACKETS, LASHING KITS,  
CLAMPS, PLUGS, CABLES,  
OUTLETS, DIPLEXERS ETC.

## AMPLIFIERS

FOR DISTRIBUTION  
SYSTEMS AND DOMESTIC,  
MAST HEAD OR SET BACK.  
WE HAVE ONE OF THE  
LARGEST RANGES,  
AVAILABLE FROM STOCK

## MAIN DISTRIBUTORS

FOR ANTIFERENCE,  
LABGEAR, WOLSEY  
FRINGE, TRIAX, TELEVES,  
VOLEX-RAYDEX, KUBLER  
+ MANY MORE

## COASTAL AERIAL SUPPLIES

UNIT X2 Rudford Industrial Estate  
Ford, Arundel

0903 723726

NO MINIMUM ORDER VALUE  
NEXT DAY DELIVERY ACROSS UK  
CARRIAGE FREE ON ORDERS £100+



# ANGLIAN T.V. WHOLESALE

EX-RENTAL TVs & VCRs

**THORN  
AND  
GRANADA  
STOCK**

'B' GRADE  
T.V., VIDEO  
AUDIO, MICROWAVE

**NEW  
MAJOR BRANDS  
COMPLETE MINT  
AND BOXED**

**BEST POSSIBLE PRICES  
EXPORT ENQUIRIES  
WELCOME**

**RING FOR DETAILS**

**20 RASH'S GREEN  
IND ESTATE  
DEREHAM, NORFOLK**

**TELEPHONE  
(0362) 691611**

FAX: 0274  
722229

**BESCO LTD**  
EX-RENTAL TV'S  
& VIDEOS

**NEW 'B' GRADE  
MAJOR BRANDS  
TV - VIDEO - HI-FI**

PORTABLES ● FST's ● NICAM ● FASTEXT  
SONY ● HITACHI ● PANASONIC ● ETC

Huge selections. Complete range.

All makes and models available.

★ New Stocks Every Day ★

VHS Video from £30  
Television from £3

PICK YOUR OWN VHS VIDEOS  
Lots of 10 £20.00 each

Working Ex-Equipment Panels

IF	Converger	Decoder	Line Scan	Power	Frame
T20/22X	5	14	18	17	14
T26 X	5	16	20	17	X
Philips G11 14.50	5	12	20	20	11.50

All prices include Postage & Packing. But + VAT

★ IF THE PANEL YOU REQUIRE IS NOT LISTED PLEASE ASK ★

**BRADFORD**

16 Bottomley St  
Manchester Rd, BD5 7JL  
Ring Tony (0274) 308186

**MANCHESTER**

Unit 3, Mersey Rd.  
North Ind Est., Failsworth  
Ring David (061) 683 4612

Visa/Access welcome  
Prices are Plus VAT & Based on Quantity  
OPEN 6 DAYS 9-5

Buy direct off van  
Like new  
B grade stock



Ex-hotel sets 22" remote control, Panasonic, good working order £39 each

If you require only one item - then please read on

- 10" R/C portable col TV £95
- 14" R/C portable col TV £95
- 20" R/C colour TV £119
- 20" Text colour TV £139
- 21" FST Fastext £159
- 21" FST Nicam £225
- 21" FST R/C £145
- Long play videos £119
- Stereo midi systems £135
- Microwave ovens from £50

**DISCOUNT  
FOR  
QUANTITY**

**W TREE TRADE WAREHOUSE**  
UNIT 1 SUNSHINE MILLS WORTLEY RD LEEDS 12  
TEL: 0532 638804/633421 FAX: 0532 3101275

**COLOUR TRADE**

ESTABLISHED 1973 - WHOLESALE ONLY

**NEW 'B'  
GRADE**

**ONLY**

**MAJOR BRANDS  
TV - VIDEO - HIFI  
SATELLITE**

LATEST  
NICAM  
FASTEXT  
F.S.T.

COMPLETE BOXED - WITH STAND  
- HANDSET - BOOK - ETC - MINT

**Phone 021-359 7020**

FAX 021-359 6344  
221-222 BRIDGE ST WEST, HOCKLEY,  
BIRMINGHAM B19 2HU



# BRITAIN'S LARGEST INDEPENDENT

Wishes all our customers a Merry Christmas

## PRESTON

439 OAKSHOTT PLACE,  
WALTON SUMMIT  
IND. ESTATE  
PRESTON (M6 Junc. 29)  
Tel: 0772-312101



## LONDON

THE ROYAL LONDON ESTATE,  
UNIT 2,  
29-35 NORTH ACTON ROAD,  
LONDON NW10  
Tel: 081-961 5005

## TV & VIDEO WHOLESALERS

## BIRMINGHAM

208 BROMFORD LANE, ERDINGTON,  
BIRMINGHAM B24 8DL  
Tel: 021-327 3273 Fax: 021-322 2011



## XMAS SPECIALS



### New 'B' Grades

Major brands now in stock,  
don't miss out this Christmas

– buy now

*RING OUR BIRMINGHAM OFFICE*

*ON 021-327 3273 for details*




CALL IN AT YOUR LOCAL BRANCH TODAY AND SEE OUR RANGE  
OF EX-RENTAL AND B GRADE STOCK

EXPORT ENQUIRIES WELCOME



# CLASSIFIED CLASSIFIED CLASSIFIED CLASSIFIED CLASSIFIED



## TELEVISION CLASSIFIED

No other consumer magazine in the country can reach so effectively those readers who are wholly engaged in the television and affiliated electronic industries. They have a need to know of your products and services.

The prepaid rate for semi display setting is £12.00 per single column centimetre (minimum 3 cm). Classified advertisements £8.40 per line, box number £22.00 extra. All prices plus 17½% VAT. All cheques, postal orders etc., to be made payable to Reed Business Publishing. Advertisements, together with remittance, should be sent to The Television Classified, 11th Floor, Quadrant House, The Quadrant, Sutton, Surrey SM2 5AS.



PHONE 081-652 8339 FAX 081-652 8931



### TUBES

## REBUILT CRTs

### VDU – MONITOR – TV

Image Burn-In Removed From Screen Phosphors

B.S.I. Certification

**N.G.T. ELECTRONICS LTD.**  
120, Selhurst Road, London SE25 6LL

**PHONE: 081-771 3535**

*Britain's Oldest Established Tube Rebuilder*

### SERVICE DATA

## E.C.S. INDEXES!

THOUSANDS SOLD WORLDWIDE

Edition 9 of the complete indexes now published containing approx 8,000 Faults listed in 12 Years of Television magazine.

Indexes are alphabetically listed by Make, Model, Fault, Ref and are now available for just:

**£8.00 For Television & Satellite Faults**  
**£8.00 For Video, Camcorder & CD Faults**

Or £15.00 for both sets complete with chassis & similar model guides. *Please add £1.50 (UK), £3.00 (Overseas) to total order to cover post & packing.*

*A LOW COST UPDATE SERVICE IS ALSO AVAILABLE. FULL DETAILS DESPATCHED WITH ORDER.*

To secure your copy/s please make Cheques/Postal Orders payable to:

## E.C.S.

31 Prenton Road West,  
Prenton, Birkenhead,  
Merseyside L42 9PY


### TEST EQUIPMENT

## MÜTER · AT2 · BMR 95 · BMR 700

**AT 2, Audi-Multi-Tester.** 16 test-circuits for loudspeakers, tuners, amplifiers, headphones, tape recorders, mikes, boosters.



**BMR 95**



**BMR 700**

Regenerating Computers & Measurers for CRT's with cathode protection, gas clean-up aid, short repair: exhausted CRT's becomes bright and sharp again even if all other machines do not succeed

**United Kingdom: P & E Services, Llandudno, Tel. (0492) 549246, Fax 547880.**

**Ireland: Dönberg Electronics, Ranafast, Co. Donegal, Tel /Fax (075) 48275.**

**New Zealand: TDON Ltd., Onehunga, Auckland, Tel 668-907, Fax 668-499**

**Germany: Ulrich Müter, Oer-Erkenschwick, Fax (0 23 68) 5 70 17.**



car radios, CD-players; measurement of millivolt, drift, watt, performance; with generator, radio, signal tracer/injector, 13 volt supply etc.

### WANTED

## WANTED

Regular Supply of Ex-Rental  
Colour TVs and Videos.  
*Cash on Collection —  
Quick Service*

**Tel. 0742 312832**

### TRAINING

If you require a home study course in the fundamentals of electronics, either to begin a career, pursue a hobby, or refresh your knowledge, a

**BASIC ELECTRONICS** course, from the Direct Personal Learning scheme, could be just what you're looking for. Contact: **K. Sparrow etc . . . 11 Claydon Green Whitchurch BRISTOL Avon BS14 0NG Telephone: (0275) 835669**

## SERVICE MANUALS

FOR MOST J.K., EUROPEAN, FAR-EAST & USA TYPES OF CTV – MTV – VCR – CAM – SAT – M/WAVE – AUDIO INCLUDING "UNUSUALS" – AND ALL AT REASONABLE PRICES. VCR CIRCUITS ALSO AVAILABLE SEPARATELY FOR MOST MODELS.

PANASONIC NV-FS100, L20, NV-MC10, MC20, MC30 **£10.00 each.**

ORION – any VCR or VCP after 1985 – **£10.00 each.**

NEC P.K1200k **£12/50**, any other U.K. NEC VCR – **£15.00.**

**Other brands available include – Daewoo, Funai, Hinari, Kisho, Loewe, Memorex, RCA, Silver, Toshiba, etc. . .**

**WRITE OR TELEPHONE WITH YOUR REQUIREMENTS. ALL U.K. ORDERS SUBJECT TO £1.00 P&P. NO VAT.**

### D-TEC

PO BOX 1171, FERNDOWN, DORSET BH22 9YG

**Tel: 0202 870656**

# SERVICE MANUALS



Available for most equipment, TV, Video, Audio, Test, Amateur Radio, Kitchen, Computers etc etc. We have probably the largest range of Service Information available anywhere. If you need a manual give us a call.



Originals or photostats supplied as available.

## MAURITRON SERVICES (TV)

8 Cherry Tree Road, Chinnor, Oxfordshire, OX9 4QY.

Tel:- (0844) 351694. Fax:- (0844) 352554.

### A selection from our vast range of Technical Books

Video Recorder Faults - Repair Guide for Beginners. _____	£1.95
VHS Video Recorder Principles. _____	£1.95
Transistor Equivalents and Testing Manual. _____	£2.95
Transistor Radio Repair Guide. _____	£1.50
Switch Mode PSU IC Type TDA-4600 Repair Guide. _____	£4.95
Teletext Repair Manual for SAA range of IC's. _____	£5.95
Citizens Band Radio Circuits Manual. _____	£6.95
Power Supplies, Voltage Regulators & Stabilisers. _____	£2.95
Telephone Code Reverse STD Location Guide. _____	£3.95
Military Surplus Equipment. Giant 5 Volume Set. _____	£39.95
Record Player Speed Disc. _____	£0.95
SCART Euroconnector System. _____	£1.49

*Lots more shown in our FREE Catalogue including Valve Data, Military Circuits, Babani Books, Video Fault Guides etc.*

### SPECIAL OFFER

The Full Set of Books Shown Above for just  
**£49.95.** A MASSIVE saving of **£25.54**  
 over the individual price. Use Order Code MPTVSET.

### TV & VIDEO TRADE REFERENCE MANUALS

#### VIDEO RECORDER EQUIVALENTS.

Lists all known models & their alternatives.

Fully Cross referenced for fast and easy use. Order MP143.

#### TELEVISION CHASSIS GUIDE

Listing thousands of Models (Colour & Mono) & their Chassis Designations.

Enables you to identify any chassis for any TV from the model number. Order MP18.



The above 2 books contain the most **COMPREHENSIVE REFERENCE DATA** available anywhere for the TV & Video Trade. Order yours today.

Hundreds of other Technical Guides and Repair books available. Send A5 size SAE for your **FREE** catalogue today.

All orders please add **£2.35** post & packing.

**CLASSIFIED CLASSIFIED CLASSIFIED CLASSIFIED CLASSIFIED**

# Technical Information Services



76 CHURCH STREET, LARKHALL, LANARKSHIRE, ML9 1HE

Tel/Fax (0698) 884585 Mon-Fri 8.30am - 5.00pm or (0698) 883334 Outwith business hours

Write now with an SAE for your FREE QUOTE, FREE CATALOGUE & FREE NEWSLETTERS

ANY TRADE ADDRESSES GIVEN FREE! JUST PHONE TO FIND THE NUMBER/ADDRESS YOU NEED

Orders under £20.00 please add £2.00 p&p, Under £30.00 add £2.50 p&p, Orders over £30.00 post free.

We have "THE WORLDS LARGEST COLLECTION" OF

## SERVICE MANUALS SHEETS & CIRCUITS

PLUS - We offer complete circuits for any VCR we have for £8.95 inc.p&p  
& WE ARE THE SOLE SUPPLIERS OF MOST FAULT-FINDING GUIDES, REPAIR MANUALS & TECHNICAL MANUALS

### INTEGRATED SYSTEMS from TIS

- |  |         |
|--|---------|
| 10 Giant binders of all main CTV Circuits, PCB's & Waveforms to end 1989                 | £265.00 |
| 7 Giant binders of most VCR Circuits, PCB's & Waveforms to 1991 (Vol.7 Latest)           | £190.00 |
| 35 Fault-Finding Guides covering all models in the 7 giant binders                       | £79.95  |
| 12 CTV Repair Manuals covering all stock & standard faults to end 1989, normally £144.40 | £119.00 |
| All the CTV & Repair Guides PLUS VCR binders PLUS fault finding, etc.                    | £599.00 |

WE SELL HUNDREDS OF TECHNICAL BOOKS COVERING EVERYTHING FROM CTV's & VCR's to SATALLITES & OSCILLOSCOPES.

Send an SAE for your FREE catalogue of all these titles (Top name publishers, like Infotech, Newnes & Heinmann, PC Publishing, Etc.)

**!!SPECIAL OFFERS!!**

Any 20 Full Service Manuals (Just phone when you need one, postage is free) **£150.00**

Hundreds of New "Test Equipment" Manuals, Now in Stock. Prices from £2.50 (Phone for your quote - NOW) **£POA.**

Some Titles:- CTV Servicing £16.95, Practical TV Repairs £16.95, Euro'Scramb'Sys's £29.00, Data Ref'Guide £5.95, Buy/Sell & Serv' TV's & VCR's £9.95 each

### AMSTRAD, LOGIK, MATSUI-SAISHO FAULT FINDING GUIDE

Covers hundreds of faults on a wide range of television and video recorders. Professionally compiled in easy to locate format. SAVES TIME AND MONEY by pin pointing faults in record time.

SEND £9.95 + £1.00 p.p.  
TO

**E. ROWLAND**  
438 Poynters Rd, Luton,  
Beds. LU4 0TW

### FAST FIX Fault Index

Now in NEW A4 Book Format, containing over 100 pages.

FAST FIX contains several thousand TV, Video, Camcorder, CD and Satellite fault symptoms from TV Magazine covering the years 1981-1992 inclusive and is arranged alphabetically listing Make, Model and Fault Symptom.

Complete FAST FIX index £16.00 inclusive. Overseas orders please add £3.00.

FAST FIX IS REGULARLY UPDATED AND ALL NEW ORDERS WILL RECEIVE A FREE UPDATE VOUCHER TO COVER THE FIRST UPDATE.

Send Cheques/Postal Orders, payable to:  
A.G. Humphreys  
13 Mansfield Avenue  
St. Johns Park  
Hawarden, Cwyd CH5 3SB N. Wales

For further details, tel: 0244 532961

### MITSUBISHI/SALORA/LUXOR VIDEO PCB's

PWB-MAIN	928839502 240A35801	32.90
PWB-SIGNAL	928823002 240A17801	32.90
PWB-SIGNAL	928815302 240B65501	23.50
PWB-AUDIO	928816702 240B68901	28.20
PWB-AUDIO	928817002 240B68201	17.83
PWB-CONTROL	928815401 240B65601	17.63
PWB-CONTROL	928815801 240B89001	17.63
PW-8-H	928817701 240B70301	5.88
TUNER	928805903 240B48801	11.75
PRESETTER	928808505 240C94201	3.53
LUXOR 9213	928810102 240C84301	3.53
LUXOR 9213	928805805 240B48101	5.88
LUXOR 9213	928808102 240B53001	1.18
LUXOR 9214	928808602 240B51101	14.10
LUXOR 9214	928808807 240B51101	14.10
SERVO	928810301 240B54301	9.40
PRESETTER	928807702 240B48801	7.05
PCB ASSY	928808701 240B51201	14.10
PCB ASSY	928811302 240B56701	5.88
PCB ASSY	928818901 240B69101	9.40
PCB ASSY	928821002 240B82501	5.88
PCB ASSY	928819801 240B75501	3.53
TUNER	928815501 240B85701	4.70
PCB ASSY	928806202 240B50801	3.53
PCB ASSY	928806601 240B48301	3.53
AUDIO	928808803 240B48501	5.88
PRESETTER	928811104	3.53
PCB ASSY	928811005 240C98101	3.53
PCB ASSY	928812401 5C00201	3.53

### HANDSETS

VCR4600/4600MkII	£11.75
VCR4700	£17.63
VCR5200	£11.75
VCR6100 Barcode	£29.98
TS90/99 Tower System	£11.75
VCR9000 (Old Type) Handset	£11.75

### L.O.P.T.

CTV1000	FB182K	£11.75
CTV1401/9	3714002	£14.10
CTV2000	FB171/FB171K	£9.40
CTV2200	3722002	£14.10
TVR2	1810951	£13.51
TVR3	181297	£13.51
PC12-HRCD/D	MSH1FCT31	£14.10

### CONVERTERS

4700 RF CONVERTER	£5.88
5200 RF CONVERTER	£7.05

DISHES, FEEDS, LNB'S ETC.  
AVAILABLE. PHONE FOR LIST.

## Harrison Electronics

CENTURY WAY, MARCH, CAMBS PE15 8QW.  
FAX: (0354) 51416. TEL: (0354) 51289



### AMSTRAD

PRICES INCLUDE VAT, POST AND PACKING EXTRA.

#### P.C.B's

4600 Video and Audio PCB	£17.63
4600 Systems Control/Servo PCB	
Display and Control PCBs	£29.98
4600 MkII Video and	
Audio/Timer/Control PCB Assy.	£40.82
4700 Video and Audio/	
Timer/Control PCB Assy.	£40.82
VCR100 Video and Audio/Timer/	
Control PCB Assy	£40.82
Timer and Channel Display	
PCB Assy	£17.63
5200 Audio Tuner PCB	£15.28
5200 Video PCB	£14.10
8900 Display PCB	£21.15
4600 Mk II/4700 Power Supply	£4.70
CTV2200 PCB No 3 (Part 270087)	£3.53
CTV2200 PCB No 4 (Part 270088)	£4.70
TVR1 Control Panel/Preset PCB	£7.05
TVR2 Main TV PCB	£37.60
TVR3 Main TV PCB	£43.48

#### MECHANISMS

4600 Video Cassette complete mechanism (no drum or video heads)	£29.98
4600 Video Cassette complete mechanism (with drum no video heads)	£35.25
9000 Cassette Housing Assy.	£15.28

#### MOTORS

4600/4700 Capstan Motor	£11.75
7000 Loading Motor MCB2B01	£3.53
9000 Loading Motor MCB9B02	£3.53

#### TUNERS

5200 Varicap Tuner Type 1810829	£7.05
7000 Tuner ENV87358C2	£7.05
CTV1400 Tuner ENV87509F2	£5.88
CTV2200 Tuner UE2-B31F	£5.88

PARTS OFF PCB'S AND MECHANISM.  
PHONE FOR PRICING

ALL ITEMS ARE BRAND NEW AND GUARANTEED  
\*\* SAME DAY DESPATCH \*\*

Write or Phone for FULL catalogue.

### GERMAN SERVICE SHEET SPECIALISTS

Our connections are world-wide. We furnish any kind of German, European and Japanese service sheet or manual. Thousands of different sheets and manuals in stock. For any enquiries:

**DÖNBERG ELECTRONICS**  
Schoolmasters House, Rannafast,  
Co. Donegal, Republic of Ireland.  
Phone: 075 48275

### For Fast Effective Advertising

Ring Pat Bunce  
081-652 8839

### SPARES & COMPONENTS

#### RCS VARIABLE VOLTAGE D.C. BENCH POWER SUPPLY

1 to 24 volts up to 1/2 amp. 1 to 20 volts up to 1 amp. 1 to 16 volts up to 1 1/2 amps D.C. Fully stabilised. Twin panel meters for instant voltage and current reading. Overload protection. Fully variable. Operates from 240V A.C.  
Compact Unit size 9x5 1/2x3ins. **£45** inc. VAT. Post & Ins. £4  
NEW MODEL. Up to 38 volts DC at 6 amp. 10 amps peak. Fully variable. Twin panel meters. Size 14 1/2"x11"x4 1/2". **£96** inc. VAT. Carr. £6

#### RADIO COMPONENT SPECIALISTS

337 WHITEHORSE ROAD, CHIDYDON  
SURREY, U.K. Tel: 081 684 1665  
List. Large SAE. Delivery 7 days. Callers Welcome Closed Wed.

#### SURPLUS/REDUNDANT ELECTRONIC COMPONENTS WANTED

LC's - Tuners - Transistors - Valves - Diodes etc. any quantity considered - immediate payment.

ADM Electronic Supplies

Tel. 0827 873311. Fax 0827 874835

# CLASSIFIED CLASSIFIED CLASSIFIED CLASSIFIED CLASSIFIED

## PARDON ME!

Did you know you don't have to buy junk at top prices?

### UNIVERSAL TRADE SURPLUS (UNITRADE)

Offer as owners and sole UK distributor for Amstrad/Fidelity non computer reworked returns and dormant stock.

All reworked, repacked to 'A' stock status. WE DO NOT SELL JUNK!

AMSTRAD VCR9000 Twin speed LCD remote .....	£115
BUSH 3114 14" remote CTV, non text .....	£95
CTV with text .....	£115
FIDELITY STV20 20" CTV with 100 channel satellite system built in. NEW .....	£185
FIDELITY DD8900 double decker video .....	£190
AMSTRAD 9340 Nicam VCR centre deck .....	£160
AMSTRAD 9140 4 head VCR LCD .....	£135
AMSTRAD 3000 latest 2 speed LCD .....	£117
BUSH MS765 midi CD system. NEW .....	£95
CROWN CD2005 remote CD midi. NEW .....	£95
CROWN MCK40 midi remote, full size .....	£45
CROWN MCK10 midi. NEW .....	£30.50
BUSH MC800 ghetto blaster with surround sound speakers. NEW .....	£39
AMSTRAD/FIDELITY MICRO 1000 micro CD/music system remote control .....	£90
FIDELITY mini 2000 stack CD system .....	£120

PLUS MUCH MUCH MORE!! PHONE FOR LATEST STOCK LIST

Remember, we give better than good service. Sorry no credit, cash on delivery or cash and carry.

PLEASE NOTE: WE DO NOT SELL UNWORKED PRODUCTS. ALL OUR PRODUCTS ARE WORKED, TESTED, REBOXED AND GUARANTEED TO 'A' STOCK STATUS.



## UNIVERSAL TRADE SURPLUS (UNITRADE)

UNIVERSAL HOUSE, TERN VALLEY BUSINESS PARK,  
MARKET DRAYTON, SALOP. Tel: 0630 655797/655801 Fax: 655683

Open: Monday - Friday 8.00am-6.00pm  
Saturday 8.00am-1.00pm

Regular deliveries nationwide,  
or small shipments sent by courier.

## INCREASE YOUR SALES

OF THORN EX RENTAL GOODS WITH OUR TOP QUALITY REPLACEMENT BADGES. IDEAL FOR TV'S OR VCR'S (REMOVE TX SYMBOL FOR VCR'S).



### THIS MONTH ONLY - SPECIAL OFFER

PRICE	EACH	PER 100
£	10p	7.50

PRICES ARE FULLY INCLUSIVE OF V.A.T.

### ORDER NOW

SEND CQ/PO PAYABLE TO CHESHIRE TV & VIDEO SERVICES (ADD £1.50 P&P IF ORDER LESS THAN £15) OR PHONE NOW FOR IMMEDIATE DESPATCH QUOTING ACCESS/VISA NUMBER ON:

0925 753157  
CHESHIRE TV AND VIDEO SERVICES  
10 LYMMINGTON AVENUE  
LYMM, CHESHIRE WA13 9NQ

## TRANSFORMERS

## TV LINE OUTPUT TRANSFORMERS

PHONE 081-948 3702 FAX: 081-332 0583

ALBA . AMSTRAD . BUSH . DECCA . DORIC . BLAUPUNKT .  
FERGUSON . FIDELITY . GEC . GRUNDIG . GRANADA .  
HITACHI . HINARI . INDESIT . I.T.T . KIMARA . NIKKAI .  
MATSUI . MURPHY . OSAKI . NORDMENDE . LOEWE-OPTA .  
REDIFFUSION PYE . PHILIPS . SANYO . SAISHO . SHARP .  
SONY . SOLOVOX . SUSUMU . TANDBURG . TELEFUNKEN .  
THORN . TRIUMPH . HUANYU . GOLDSTAR . BINATONE

FULL RANGE OF KONIG: VIDEO HEADS, BELT KITS,  
IDLERS, PINCH ROLLERS, TENSION BANDS.  
LARGE RANGE OF REMOTE CONTROLS IN STOCK

TIDMAN MAIL ORDER LTD . 236 SANDYCOMBE ROAD .  
RICHMOND . SURREY . TW9 2EQ . Mon-Fri 9 am to 12.30 pm &  
1.30-4.30 pm  
Approx. 1 mile from Kew Bridge. Sat 10 am to 12 noon

## T.V.s

FOR EXPORT GOOD WORKING  
T.V.s AND VIDEOS VHF/UHF.  
PAL 1, 11, 60, SECAM, NTSC,  
NTSC 4.43, 3.58, 50 Available.  
Also white goods are available.

Contact: Simon Pritchard,  
Intercity Industries Ltd,

Tel: 0902 791323  
Fax: 0902 791123

## MISCELLANEOUS

### FERGUSON SV13 HI-FI.

£70.00 each  
£600 for 10 plus VAT  
Handsets available.

Leatherhead  
0372 377822

Advertising  
in  
Television  
gets results

## CAR RADIO CASSETTES

Do you turn away work on car radio cassettes because they have security codes.

Most radio cassettes can be decoded just by replacing the eeprom (memory IC) with that of a known code, or sending the original for re-coding.

All popular makes including Philips, Ford, Pioneer, Clarion, Grundig, Blaupunkt, Fisher, JVC, Alpine, Volvo, etc.

Send now for introductory offer, one of each of most popular eeproms + comprehensive eeprom/radio decoding list. Offer includes Philips X2402P: Ford MN010: Blaupunkt Boston CC20 9346: £17.63

Original eeprom re-coding service £10.00

Radio's sent for decoding from £20.00  
Inc. of VAT and p&p

## RADIO DECODING EQUIPMENT

We will beat any genuine written quotation for supplying a computer or software to decode radio cassettes, ring us first.

For technical or general information phone 0543 572 523 or 0831 806 574.  
C.D.H. ELECTRONICS  
3 Common Walk, Huntington,  
Cannock, Staffs WS12 4NB

C.D.H. ELECTRONICS

**A KEY PART OF MICROWAVE**

**MICROWAVE OVEN COMPONENT PARTS**

AWI Ltd., Samuel Whites Estate, Medina Road,  
Cowes, Isle of Wight PO31 7LP  
Tel: (0983) 296121. Telex: 86736 Sotex G. Fax: (0983) 296122  
**TRADE ONLY**

**RADIO CODE RE-PROGRAMMER MK 2**  
**ATTENTION ALL SERVICE DEPARTMENTS.**  
For those of you who still do not have the equipment to decode radios, give us a call. Plug our decoder into your IBM or compatible computer and decode radios in a few seconds. You can start with basic system for as little as £395.00 + VAT. All leads, connectors, layouts and operating instructions supplied. All enquiries to:

**Electronic Sound Systems**  
62 High Northgate, Darlington, Co Durham  
Tel: 0325 484089, Mobile: 0860 221099  
or Fax: 0325 465921

**SOFTWARE**

**RELAY**  
OMAGH LTD COMPUTER SOFTWARE

**DO YOU RENT TELEVISIONS?  
DO YOU STILL USE A CARD SYSTEM?  
DO YOU FIND IT DIFFICULT TO KNOW YOUR ARREARS TOTAL AT ANY GIVEN TIME?**  
If you do then we recommend our computer TV and Video Rental package. This package includes:  
★ automatic updating of each customer's record  
★ alphabetical print-out of each customer's arrears and payments missed  
★ total arrears immediately available  
★ easy to use and operate.

**NEW HIRE PURCHASE PROGRAMME NOW AVAILABLE AS WELL.**  
These programmes operate on all IBM compatibles running under MS-DOS. Free demonstration discs available.

**CONTACT** **WILLIAM J THOMPSON**  
Donaghane Post Office  
Beragh Co. Tyrone  
Telephone Beragh 58214 (0662 7)

**TUBES**

**TV TUBE REBUILDER**  
*What ever make or type. Give us a call. Polish Service available. Discount offered on quantities & Regular orders. Also new tubes in stock at special low prices. Typical Types A51JAR, A51EAL, A59JMZ, A59EAK equivalent.*

**M.B. ELECTRONICS**  
Unit 6, Guild Hall Ind Estate,  
Kirksandell Ind Estate,  
Doncaster DN3 1QR.  
Tel: 0302-891208

**LINEAGE**

**AVO MULTIMETER.** Model 8, £45.00. 500 volt meters £30.00. Prices plus VAT and p&p. Send SAE for lists of Surplus Instruments & Scopes etc. A. C. Electronics, 17 Apleton Grove, Leeds LS9 9EN. Tel. 0532 496048.

**OCHRE MILL.** Technical Services. Grundig TV spares for most models to 1985, fast, friendly, helpful, sensible prices. Gt Lype Farm, Charlton, Nr. Malmesbury, Wilts SN16 9DR. Tel. 0666 823228.

**PRIVATE RETAILER.** has excellent part exchange colour televisions and videos to clear. Tel. 0494 814317.

**VIDEOCRYPT DECODER.** Service sheet with smartcard contact, details Eurocrypt card Interlace, £12.00. E.M.O., Ramsbottom, Lancs BL0 9AG. Tel. 0706 823036.

**WANTED.** KT66, KT88, PX4, PX25, transistors etc. If possible send a written list, prompt reply and payment. Billington Export, Unit 1E, Gilmans Industrial Estate, Billingshurst, Sussex. RH14 9EY. Callers strictly by appointment only, Phone 0403 784961 Fax 0403 783519.

**TELEQUIPMENT** D67A oscilloscope including probes leader LCT 910 C.R.T. checker, both perfect condition. £200. 05395 32984.

**WANTED** tube rejuvenator prefer B&K 490 model, cash waiting 0582 478448.

**METERS.** reconditioned. £1.00 slot meters for TV rental £6.95. Convert 50p slots to £1 using coin mechanism £2.95. 50p slot £2.95. Audiotech. Tel. 0790 3245.

**EX-EQUIPMENT** Television and Video spares available. Panels, Lopt, Tuners, Handsets etc. J.H. Services. 0243 820311.

**TELEVISION CLASSIFIED LINEAGE** advertisements can be submitted on this coupon with a cheque made payable to Reed Business Publishing, Television Classified Room 11th Floor, Quadrant House, The Quadrant, Sutton, Surrey SM2 5AS. The charge is £8.40 per line plus 17½% (minimum £33.60 + VAT.)


For Issue Dated ..... or next available. Total insertions ..... Total of Cheque £.....  
Name ..... Address .....  
Post Code ..... Tel Num ..... Signature .....

Debit my Access/ Visa Card (delete)

Expiry Date ..... VAT Reg. No. 238 8937 10



<b>MARCONI LNBs 1.2dB £35</b> <b>LNB's WITH FEED HORN AND POLARIZER 10GHz to 12.75GHz 1.2db s.n. £35. SEND FOR DATA.</b>			<b>HAND SETS</b> <b>Model Nos. 4600, 6000, 8600</b> <b>£5 As New</b>			<b>SEND FOR DATA</b> <b>D2 MAC</b> <b>SATELLITE</b> <b>RECEIVER, LNB</b> <b>AND DISH.</b> <b>£50</b> <b>(£10 Post)</b>								
<b>SATELLITE RECEIVERS — New Ferguson BSB</b> <b>Chassis with Tuner, Modulator etc</b> <b>Hand Set</b>		<b>60cm SATELLITE</b> <b>DISH £35 Postage £5</b>		Replaces 90% of Philips Handsets Philips Video RTV Handsets with LDC display		<b>AV5661</b> <b>AV5659</b> <b>£6</b>		<b>PB500 Panic and Button</b> <b>Transmitter 180MHz</b> £1.00 <b>G11 CAP 250V, 470M</b> £1.35		<b>SATELLITE</b> <b>FINDER KIT AND</b> <b>LNB TESTER</b> <b>WITH METER</b> <b>BOX £25</b>		<b>PHILIPS</b> <b>STEREO</b> <b>HEADPHONE</b> <b>£4.00</b>		
<b>SMALL SATELLITE TUNERS (900 to 1750 MHz), L.F. Frequency 4000kHz</b> VHF/UHF S-BAND TUNER ..... £9.00 each NEW PLASTIC CASE 32 C.H. SAT-RECEIVER (no hand set) ..... £35 (Post £5) NEW METAL CASE SAT-RECEIVER, 32 C.H. WITH DOLBY B & CHANNEL C (no hand set) ..... £35 (Post £5) DAM MAINS CHASSIS AMSTRAD MONITOR C ..... £10 UNIVERSAL TRIPLER, NEW TYPE ..... £4.00 <b>VIDEO LEADS</b> AMSTRAD Line O.P. Transducer with Diode 2SD7453 ..... 80p BUZRA ..... £1.00 VIDEO LAMPS, Long Lead ..... 70p HITACHI & GEC FRAME, Thick Film ..... 80.00 FIDELITY SPLIT DIODE ..... FCC215AE ..... £20 FCC215BE ..... £10 FCC215CE ..... £10 K30 FRONT PANEL TEL-TEXT TYPE ..... £5.00 NEW G11 LINE OF PANEL ..... £5.00 <b>PHILIPS YEARS AHEAD</b> THE CREDIT CARD CALCULATOR Solar Powered ..... £3.75 NEW PHILIPS SBC 1833 Solar & Battery Powered Calculator ..... £8.00 THORN PANEL TX9 REC & REMOTE PANELS with Mains Trans ..... £5.00 TX10 REC & REMOTE PANELS with Mains Trans ..... £5.00 TX100 FRONT PANEL ..... £3.00 TX10 TUBE BASE ON PANEL ..... £2.00 TX917 ..... £2.00 THORN PANEL No.515-353, 548.02, 565-01, 589/102, 515/173, 588/161 ..... £5.00 THORN TX STEREO SOUND O.P. PANEL (I.C. TA7277P) ..... £1.00 THORN VIDEO AERIAL AMP 01 M4-597-001 ..... £6.00 ULTRASONIC TRANSDUCER IN LINE 12-35 VOLT SUPPRESSOR 4,000 MRD ..... 15p			<b>CAMCORDER</b> <b>SANYO</b> <b>NP22</b> <b>6v 1300mah</b> <b>Rechargeable</b> <b>Battery Pack</b> <b>£6.00</b>		<b>NOT WORKING</b> <b>NEW PROFESSIONAL SATELLITE</b> <b>RECEIVER</b> <b>METAL CASE WITH METER,</b> <b>DOLBY CHANNEL C WITH</b> <b>POLARIZER SUPPLY</b> <b>SEND FOR DATA AND PHOTO</b> <b>NEW £20 £4 POST</b>		<b>BSB or D2-MAC</b> <b>35cm</b> <b>DISH AND LNB</b> <b>11.7 to 12.7</b> <b>£20</b>		<b>PHILIPS C.D.</b> <b>MECH. 691-30212</b> <b>£10.00</b>					
<b>TX100 REMOTE PANEL No.564-13 IC</b> <b>M293B/and SAA5012 £10 etc</b>			Philips Stereo Headphones No. SBC 3140 ..... £4.00 144MHz Changed Over Aerial ..... 50p		<b>SATELLITE UNIT</b> <b>Video Out/Audio Out,</b> <b>L and R Polariser</b> <b>± 35M/A</b> <b>and Decoder Socket</b> <b>£10</b>		Gas Soldering Irons ..... New Type £10.00 Variety Nickel Cadmium Batteries from Telephone Type to Sub-C.50p per cell. Mainly in packs of 6 to 8.		<b>Hand Set</b> <b>Tester with</b> <b>Repter £3</b>		<b>THORN</b> <b>FRAME IC</b> <b>TX100 etc</b> <b>IC TDA 3652</b> <b>IS OBSOLETE</b> <b>REPLACEMENT</b> <b>TDA 3654 £2.00</b>			
<b>NICAM UNIT — Ferguson made for ICCS</b> <b>Chassis — home market and export — has</b> <b>circuit diagram and can be converted to most</b> <b>sets — £15.</b>			<b>THICK FILM</b> <b>HITACHI HM9205A £4.00</b>		<b>PHILIPS UNIVERSAL BATTERY TESTER SBC165</b> £5.00		<b>HEAT SINK</b> <b>COMPOUND</b> <b>(SILICONE)</b> <b>£4.00</b>		<b>BATTERY CONVERTER FOR TAHS FERGUSON TX85</b> £8.00		<b>STEREO SOLAR RADIO</b> <b>VHF AND MW</b> £10.00			
<b>GLASS BEADS Diodes 200V/1.2A</b>			<b>PHILIPS NEW TYPE</b> <b>U/V HANDSET £10</b>		<b>ONE I.C. K35 Decoder £10.00</b>		<b>PHILIPS Deck Calculator £7.00</b>		<b>REGULATED PWL. SUP. 500mA 1.5V-12V DC switched + &amp; -</b> £5.00		<b>COST £25</b> <b>PHILIPS METER ANALOG £9</b>			
<b>G11 LOPT Panel</b> £4.00 <b>G11 Tip Switch</b> £20.00 <b>G11 IP Panel</b> £3.00 <b>G11 Decoder Panel</b> £2.00 <b>CR Push Button Unit</b> £2.00 <b>GR Con/PANEL New Back Type</b> £4.00			<b>MIXED</b> <b>TOSHIBA</b> <b>HAND SETS</b> <b>FIVE FOR £12</b>		<b>SECURITY FLASHING</b> <b>LIGHT WITH RED &amp;</b> <b>AMBER LENSES &amp;</b> <b>MAGNETIC FACILITIES</b> <b>£1.00 EACH</b>		<b>TX9-TX100 FRONT PANEL £5</b> <b>WITH REMOTE £10</b> <b>NON REMOTE</b> <b>8 push button £10</b>		<b>ITT Tuner &amp; IF. Can HF-module 2 UK</b> £10.00		<b>G11 470 MFD 250v</b> <b>£1.35</b>			
<b>LARGE Foacs Pots. Fits Pye, GEC, IIT, Decca</b> 75p			<b>PHILIPS NEW TYPE</b> <b>U/V HANDSET £10</b>		<b>TX100 Push Button Unit 16 CH</b> £10.00		<b>CAR ADAPTOR</b> <b>fused 3 Amp</b> <b>Long Lead</b> <b>with plug for TV etc</b> <b>25p</b> <b>500 off, 15p Each</b>		<b>WIRE PIPE stud detector</b> £4.00		<b>TELEPHONE EXT. LEAD</b> <b>3 Metre ..... 30p</b>			
<b>BSB SAT/REC HALF</b> <b>COMPLETED. CHASSIS, TUNER</b> <b>AND MOD £5 + Post £3</b>			<b>PHILIPS NEW TYPE</b> <b>U/V HANDSET £10</b>		<b>MICROWAVE leak detector</b> £4.00		<b>WIRE &amp; PIPE detector</b> £4.00		<b>BRIDGES RECTIFIER</b> <b>Mixed BR-31 to 34</b> <b>2 Amp to 5 Amp ..... 8 for £1.00</b>		<b>CASSETTE</b> <b>MAINS</b> <b>LEADS 30p</b> <b>SCART</b> <b>Socket, Print</b> <b>Type 20p</b>			
<b>Have you got Acid Rain in your garden? PH METER</b> <b>Video Power Supply for Amstrad. Last year model.</b> <b>Mains Transformer for Amstrad Video</b>			<b>DAMAGED AMSTRAD 1640</b> <b>Colour Monitor</b> <b>Channels 56 + post £</b>		<b>DECODER C-CAM</b> <b>PHILIPS MADE FOR K40 CHASSIS</b> <b>IC No. TDA 3590</b> <b>£5.00</b>		<b>RGB. CONVERTER £20.00</b> <b>TV — Video — Hi-Fi</b> <b>Video in: R.G.B. out in black metal case</b> <b>with black knobs</b> <b>56420A 20A/600V THYRISTOR</b> £1.75		<b>TX90 MOD 3714B</b> <b>The Snoop Tuning System</b> <b>TX9139001</b> £12.00		<b>TELEPHONE EXT. LEAD</b> <b>3 Metre ..... 30p</b>			
<b>LATEST VIDEO</b> <b>For Latest Philips, GEC, Pye and Hitachi, Front panel with memory chip and bush button and pots and LED's</b> 86.00 NEW			<b>TX100 FRONT</b> <b>PANEL £5</b> <b>8 Button</b>		<b>LCD VIDEO AMSTRAD HANDSET</b> <b>for models 1900 £8 each</b>		<b>ITT BG2032-642A TRIPLER £5.00</b>		<b>ITT/NOKIA RF IF MODULE £20</b>		<b>VIDEO SCART TO SCART</b> <b>ALL PIN, LONG LEAD</b> <b>£3.00 ALL PINS</b>			
<b>FERGUSON CHASSIS</b> <b>IKC 2712</b> £2.00 <b>IKC -2000</b> £2.00 <b>IKC -2705 PAL/SECAM/NTSC</b> £2.00 <b>TX85</b> £2.00 <b>TX90</b> £2.00			<b>SALORA</b> <b>SAT RECEIVER</b> <b>CONVERSION KIT</b> <b>For</b> <b>models 24M60, 25M90,</b> <b>28M90, SB1206E, SB1365</b> <b>£15</b>		<b>ITB BG2032-642A TRIPLER £5.00</b>		<b>ITB/NOKIA RF IF MODULE £20</b>		<b>COAX PLUG TO PHONO LEADS £1</b>		<b>TX90 TX925 TX100</b> <b>Mains Switch with Stand-by</b> <b>and Lead</b> <b>50p each</b>			
<b>GEC, HITACHI DECODER PANEL</b> <b>TRAMAS, TR12B, BA1215A, UPL1365</b> £10			<b>TX90 TO TX100</b> <b>8 BUTTON UNIT £4.00</b>		<b>ITB BG2032-642A TRIPLER £5.00</b>		<b>ITB/NOKIA RF IF MODULE £20</b>		<b>SCART TO SCART LEAD £1</b>		<b>UNIVERSAL VIDEO-RECORD</b> <b>KIT STEREO</b> <b>This kit may also be used to</b> <b>connect a mono to stereo. £10.</b>			
<b>SCART TO SCART LEADS</b> <b>TX90 REMOTE PANEL IC</b> <b>TMS1000 AND M293 £12</b>			<b>5 Mixed</b> <b>AMSTRAD VIDEO MOTORS</b> <b>£5.00</b>		<b>TV GAMES AERIAL VIDEO COMBINER SWITCH</b> <b>£1.50</b>		<b>MIXED 20 BRIDGE</b> <b>RECTIFIERS (1 Amp to 5 Amp)</b> <b>£1.50</b>		<b>SHARP</b> <b>M5HPC09</b> <b>£10</b> <b>EACH</b> <b>0004-235</b> <b>002-01</b> <b>FIT MOST</b> <b>SETS</b> <b>New Thorn</b> <b>Hand Set</b> <b>Type u/v (£10)</b>		<b>VIDEO MOTOR for VT568 type</b> <b>VCS2D8</b> <b>AMP TUNER for VT568 Hitachi</b> <b>&amp; GEC</b> <b>£8.00</b>			
<b>TX100 8 way button unit</b> £8.00 <b>24v 0.24v 5amp MAINS TRANSFORMER</b> £3.00 <b>10 MIXED FERGUSON CIRCUIT DIAGRAMS</b> £5.00 <b>MSH1FC799</b> £5.77			<b>TX85</b> <b>2435701</b> <b>2434393</b> <b>2435016</b> <b>2435014</b> <b>£10</b>		<b>TRANSFORMERS</b> <b>24357/01</b> £10 <b>2435012</b> £10 <b>FERGUSON</b> <b>47003481</b> £10 <b>AMSTRAD TVR3</b> <b>LPTS</b> £10 <b>TFB3069D EQU</b> <b>TFB4009A</b>		<b>AT20600</b> <b>AT204911</b> <b>AT205</b> <b>AT207625</b> <b>AT207638</b> <b>AT207651</b> <b>CVC 620</b> <b>CVC 800</b>		<b>AT207655</b> <b>AT207671T</b> <b>AT208015</b> <b>RCO ST CT325</b> <b>OT2041</b> <b>FB165KA Orion</b> <b>207651</b> <b>2432461 2434351</b>		<b>BRIDGE RECTIFIERS</b> <b>10 FOR £1.00</b> <b>4 Amp for Video Power Supply</b>			
<b>2433752</b> £20 <b>2432884</b> <b>2432871</b> <b>2432881</b> <b>2432816</b> <b>2433952</b> <b>2434393</b> <b>2432211</b> <b>TY048A</b> <b>DSTR5B243</b> <b>TFB3069D</b> <b>K4 L.O.P.T.</b> <b>K35 L.O.P.T.</b> <b>£4.00</b> <b>243452</b> <b>2432904</b>			<b>SPLIT-DIODE</b> <b>2433752 £20</b> <b>TX100 Green Spot £15.00</b> <b>TX100 Yellow Spot</b> <b>L.O.P.T. £10.00</b> <b>TX90 White Spot</b> <b>L.O.P.T. £15.00</b> <b>Split Diode 110° £12.50</b> <b>Orion 65-3M</b> <b>GEC 65-9790-6</b> <b>TX90 Thorn 2432101-2 £5</b> <b>2434141 EACH</b> <b>2434462</b> <b>2433066</b> <b>2434493</b> £10		<b>36764</b> <b>36881</b> <b>26921/20/10</b> <b>37051</b> <b>CTK Lapt</b> <b>36212</b> <b>33651</b> <b>36972</b> <b>36352</b> <b>36402</b> <b>36761</b> <b>36833</b> <b>36833</b> <b>36921/79</b> <b>36922/79</b>		<b>20 MHz OSCILLOSCOPE (5020)</b> £200 <b>40 MHz OSCILLOSCOPE (5042)</b> £280 <b>60 MHz OSCILLOSCOPE (7080A)</b> £1000 <b>DELAY</b> <b>PROGRAMMABLE</b> <b>12V/1 AMP POWER SUPPLY WITH MAINS PLUG £4</b> <b>PHILIPS HALOGEN LIGHT. NEW. NO ON/OFF SWITCH. NO HANDLE WITH CORD. BLACK IN COLOUR £5</b>		<b>AT20600</b> <b>AT204911</b> <b>AT205</b> <b>AT207625</b> <b>AT207638</b> <b>AT207651</b> <b>CVC 620</b> <b>CVC 800</b>		<b>SHARP</b> <b>M5HPC09</b> <b>£10</b> <b>EACH</b> <b>0004-235</b> <b>002-01</b> <b>FIT MOST</b> <b>SETS</b> <b>New Thorn</b> <b>Hand Set</b> <b>Type u/v (£10)</b>		<b>VIDEO MOTOR for VT568 type</b> <b>VCS2D8</b> <b>AMP TUNER for VT568 Hitachi</b> <b>&amp; GEC</b> <b>£8.00</b>	
<b>SATELLITE TUNER</b> <b>9500Hz-1750MHz £5.00</b>			<b>BURGLAR</b> <b>ALARM</b> <b>£2.00</b> <b>with siren</b> <b>9 VOLT</b>		<b>KIKUSYI</b> <b>20 MHz OSCILLOSCOPE (5020)</b> £200 <b>40 MHz OSCILLOSCOPE (5042)</b> £280 <b>60 MHz OSCILLOSCOPE (7080A)</b> £1000 <b>DELAY</b> <b>PROGRAMMABLE</b> <b>12V/1 AMP POWER SUPPLY WITH MAINS PLUG £4</b> <b>PHILIPS HALOGEN LIGHT. NEW. NO ON/OFF SWITCH. NO HANDLE WITH CORD. BLACK IN COLOUR £5</b>		<b>U/V</b> <b>TRIPLERS £2.50</b>		<b>4000 to 8600</b> <b>AMSTRAD VIDEO</b> <b>HAND SET WITH</b> <b>LCD £10</b>		<b>NICAM M&amp;I KIT MODULE</b> <b>£28.00 with data</b>			
<b>TTT PANEL</b> <b>CMC 301 CMC 113 CMC 302</b> <b>CMC 115 CMC £5.00 303 CMC 96/4</b>			<b>RELAYS 35p</b> <b>5V-12V-24V-48V</b> <b>Large and Small</b>		<b>PHILIPS HAND SET</b> <b>G11 TEXT IN RED</b> <b>HAND SET £12.50</b>		<b>PHILIPS RCS</b> <b>EASY CONTROL £10</b>		<b>TRV3 Amstrad Cassette Mechanisms. New with 2 motors and sound head. £15</b> <b>TRV3 Power Supply. £5. Amstrad Television Tuner UHF. Small, Fits most Amstrads. £5.</b>		<b>Burglar Alarm</b> <b>Has time delay to set</b> £2 <b>Mains Transformer</b> £4.00 <b>240v in 110V to 120v to 1 amp</b> <b>post £3</b>			
<b>VIDEO LEADS</b> <b>4 for £1</b>			<b>25 Way Plug</b> <b>and Socket with</b> <b>Case £1.50</b>		<b>PHILIPS SBC 522 R081 GENERATOR £90</b> <b>PHILIPS S85 850 ANALOG MULTIMETER £11.50</b> <b>PHILIPS S85 521 RF SIG GENERATOR £90.00</b> <b>FERGUSON TX110 — IK2 and IK7 MANUAL £1 each</b>		<b>FERGUSON ICCS</b> <b>STEREO O.P. PANEL</b> <b>ICs TDA4845</b> <b>TDA8241 TBA1204</b> <b>£10</b>		<b>SENDZ</b> <b>SEE BACK PAGE</b>					

# SENDZ COMPONENTS

TO ORDER SEE BACK PAGE

<p><b>LA11440</b> £1.00</p> <p>TAA7750 £0.50 HA 411485 £1.00 UPC1373 £0.50 MS8657P £1.00 M491BB1 £3.00 M50441/550 £1.00 MS8658P £1.00</p> <p>Receiver TX100 Panel I.C. No. SAB303 —MAB8440P D066 —SAA1060 —PCF8571P</p> <p><b>20 off £2.00 High Voltage Condenser</b> IN5 to 8N2 1500V to 2KV</p> <p>TX9 C.CAM Decoder £5.00</p> <p>4 Types Fidelity front panels with i.c. &amp; parts £2.00 each BB 103 10p BB 105A x12 £1.00 BB 105B x12 £1.00 BB 105G x12 £1.00 BB121a 10p 47 10p each</p> <p>1A/1600V DG3P EQV — BY228 10p 2 amp bridge rec. wire end 15p SKEAG202 15p Eqv. BYX71/600 500ns.</p> <p>3 Way regulated adaptor 240V/6V/7.5V/300mA £3.50 Rank/Toshiba preh unit 0354 £9.50 4 Push button unit preh £1.00 6 Push button VHF/UHF for vcap. GEC — Deca type £7.00 7 Push button for CVC5 TIT £8.00 KT3 12 Push button unit £2.00 KT3 (Export) 12 P.B.U. £2.00 6 Push button Unit Thorn £1.00 6 Push button GRC £6.00 6 Push button PYE 731 £6.00 Hearing aid unit £3.00 Rank Z718 4 P/B/Unit MECH £4.00 7 Button Unit GEC with Lamps £7.00 697 Push Button Unit £6.00 Z916B panel £5.00 T513AF panel £5.00</p> <p><b>TT14 GEC TEX-DECODER</b> 13 IC Panel with cable form £9.50</p> <p><b>PHILIPS</b> Decoder SAA IC 5020-5030 5040B-5050 K40 Text Panel £8.00</p> <p><b>ICCS TUBE BASE ON PANEL</b> £5.00 <b>ICCS DECODER PANEL</b> £15.00</p> <p><b>DIODES</b> Bridge KBF-08 40p BY 126 10p BY 127 10p BY 133 10p BY 134 10p BY 176 25p BY 179 40p BY 184 10p BY 187 10p BY 190 40p BY 196 30p BY 198 10p BY 204 40p BY 206 — BY 407 Eqv. 8p BY 208/800 8p BY 210/400 5p BY 210/800 10p BY 223 60p BY 224/600: 4.8A/600v bridge 50p BY 226 15p BY 227 10p BY 228 1500v 20p Flat BY229 black 20p BY 229 Red 20p BY 229/400 30p BY 229/60p Tag 30p BY 229/800 30p BY 237 5p BY 254 10p BY 255 10p BY 258 10p BY 299 10p BY 406 8p BY 527 20p BY 407a 10p BY 448 10p BY 500/200 — 5 amp 8p BY 527 10p BY 602 10p BYV 26C 10p F247 10p GP20G 5p GRP80G (TX10) 30p XK 3102 50p BYV 28/200 20p Bridge TX10 800/3 amps 30p KBPC35-02 Bridge £1.50 Bridge Rec. D35B10 40p BY717/800 12p</p> <p>International Rectifier EHT Diodes G77VHV34 6KV 3 for 8p 6A/600V Stud Diodes 20p BTW 92/800R £3.00 6A/1000V Stud Diodes 20p 24A-473 PNP C/P 10p</p>	<p>K35 Decoder £8.00 K35 Sound OP £4.00 Thick Film Daughter Kit 33122-127-43891 £3.00</p> <p>12 CH. K30 Tex Rec Front Panel with I.C. £5.00</p> <p>K4 Focus Pot Plug in £1.00</p> <p>Fidelity Tube Base with transistor &amp; focus pot £1.50</p> <p>Transformer CVC 32 LOPT £4.00</p> <p>TX10 Tube Base on Panel £3.00</p> <p><b>PHILIPS HAND SET</b> K35-K4-K40, etc £10</p> <p>Universal Tripler with small focus pot. Green type £7.00</p> <p><b>Black Triplers</b> KT3 Triplers £6.00 S.T.C. Universal Tripler £6.00 ITT CVC 5-8-9 £3.50 Rank T25LE Tripler £2.00 Rank 11TCP A-823 £3.50 TU 25 30K Rank £3.00 11 JEZ Rank £3.00 G9 Philips £4.00 GEC T210 £4.00 3500 Thorn £3.00 8500 Thorn £4.00 9000 Thorn £7.00 9500 Thorn £4.50 9600 Thorn £4.00 2040 GEC £3.50 GEC TVM25 Tripler £2.00 Universal Tripler £5.00 GR Tripler £5.00 CVC20-32 £4.50 Decca 80 100 £4.50 Grundig TVK 52 £2.50 ITTBQ Pye 731 £3.00 ITHY £4.00 D22 for Pye 18" colour portable £4.00 LP 119363 £4.00 BG 10041 £3.25 ERO Tripler print type with focus P07 BG2087 £5.00 GEC 8 touch unit assy complete with all I.C.'s + pots £4.00 G11 E.W. Transformer 50p G11 E.W. coils £1.00 G11 Transient Suppressors 245V 20p G11 Seal Coils £5.00 G11 100K tuner pots 12 for £1.00 KT3 IF panel £6.00 KT3 line OSC transformer £1.00 KT3/K30 infra-red receiver head £1.00 K30 drawer unit with IC's (home) £10.00 K30 drawer unit with IC's (export) £10.00 KT3 AE Sockets 50p KT3 receiver panel £8.00 KT3 line driver transformer 50p Oye, K30, GEC, etc. Pre-mains stand-by switch £1.00 Suai Ferguson Decoder £50 SRX200 Dish and LNB £80 CEC Line O/P Trans. &amp; Rec Stick for Portable £3.00 CVC 20/25/30/35/40 decoder panel £10.00 CVC 20/25/30/35/40 decoder panel (untested) £5.00 CVC 40/45 IF panel £5.00 40K Transducer 50p Philips NES11N £1.20 LM337M Reg. 30p Focus Unit £4.00</p> <p><b>THORN CASSETTE HOUSING</b> PAS2680/5U £18.00</p> <p><b>LITHIUM BATTERY</b> BR-2/3 Volts 20p</p> <p><b>TUNER. SAT 2000 KHC</b> £8</p> <p><b>MIXED FUSES</b> 1 1/4 AND 20mm and Black Print Type 100 off £2</p>	<p><b>Voltage Regulators</b> +5V/UA78P055C 30p -8V/79M08c 30p +6V/78M08c 30p LM 317T 30p LM 337 30p LM 342/18 30p LM 340T 5.0 50p +12V/LM 340T12 50p +18V/MC78M18 20p +24V/78M24 30p MC 7724cp 40p MC 7824 40p</p> <p>Power Supply for Sinclair Spectrum +2 £5.00</p> <p>MR 508 10p MR 501 10p MR 502 10p BCW 71R 30p BYF 1202 10p BYF 1204 10p BYF 3126 40p BYF 3214 40p BYX 10 10p BYX 38/300 25p BYX 55/350 10p BYX 55/600 (Bead) 10p BYT 71600 15p BYV 95B 12p BYV 95C 12p BYV 96D 10p BYZ 106 10p BPW 41 15p BYW 56 2A/1000v G11 15p BYW 29/50 15p BYW 95C 10p</p> <p>Bush Thyristor RCA 76122 £1.00 Transformer 240v/20v-500Ma 75p Chassis type Transformer 240v/12 Volts 500ma 75p CVC 20 tube base £1.00 Tube Base Rank &amp; G11 £1.20</p> <p><b>BRIDGES</b> KBL 005 30p KBL 02 30p KBP 04 30p W02 15p W04 15p W005 20p 800V Bridges 2 1/2 Amp 30p</p> <p>K30 Drawer Ass with pots cable forme £1.00</p> <p>TX10 Drawer Ass £3.00</p> <p>Modulator for Ferguson Sat Receiver 5.5Meg or 6Meg £1.75</p> <p>Radio Telescopic Aerial £1.00</p> <p><b>PHILIPS AE100</b> Amplified Aerial £27.75</p> <ul style="list-style-type: none"> <li>● UHF/VHF set-up aerial</li> <li>● Conforms to BS safety standard</li> <li>● High-gain amplifier operated from 240v AC or 12v DC</li> <li>● Equipped with mains plug</li> <li>● 0-36db adjustable gain</li> <li>● Bandwidth 45-890 MHz</li> </ul> <p><b>PHILIPS SBC902 DIGITAL LOGIC PROBE</b> £10.00</p> <p>100 Coax Plugs EACH 14p</p> <p>De-solder pump + 2 nozzles Philips £4.00</p> <p>Flat Red LED and Green 5p</p> <p>500gm 60/40 Solder reel £6.00</p> <p>K30 Thermistor 232266298009 75p</p> <p>De-solder Pump £2.50</p> <p>Portasol Flameless Gas Soldering Iron £16.00</p> <p>100 Mixed 20mm Fuses £2.50</p> <p>Hill Meter Leads, S/Rubber and Probes £4.00</p>	<p>CV 8617 10p Y 716 10p Y 729 30p Y 730 10p Y 827-6A/1KV 20p Y 860 30p Y 933 5p Y 969 50p Y 997 30p Min 12 volt Relays 75p R 1038 40p R 1039 40p R 2009 80p R 20106 80p R 2029 50p R 2210 60p R 2257 50p R 2265 50p R 2305 30p R 2306 30p R 2322/2323 pair 80p R 2323 80p R 2396 50p R 2461 50p R 2030 50p R 2433=BD124 30p R 2540 50p R 2737 40p R 2738=TIP41 30p R 2775=TIP41c 30p R 3129=TIP47 40p T 6088V 50p R 4050 80p S 2008B 10p 25D898B 80p 25C 1942 10p</p> <p><b>Hitachi sets etc.</b> STR454 £2.00 STR6020 £6.00 S 2000AF line o.p. 25C900 £1.00 BU 105/04 80p BU 108 10p BU 124 50p BU 126 50p BU 180a 65p BU 204 60p BU 205 75p BU 206 10p BU 207 £1.00 BU 208 80p BU 208A 70p BU 208D 90p BU 222 £1.00 BU 326 60p BU 407 £1.00 BU 500D £1.00 BU 508A 90p BU 508AF £1.00 BU 508D 80p BU 705 £1.00 BU 806A £1.00 BU 807 £1.00 BUK 454/600 £1.00 BU 824 50p BUT 41 50p BUT 13 600V-2KA 50p BUW 11 50p BUW 84 60p BYW 20-08-9 £1.00 BYW 95 10p BUX 39 25A-150V £1.00 BU 84 50p BUV 49 20p TIC 106a 30p TIC 116m 30p TIC 116m/Y 1003 30p TIC 126N 30p TIC 225S 30p TIC 226E 30p TIC 226m 30p TIC 234m 30p TAG 226/600 30p TICV 106D 30p (T092 case 2A/400V)</p> <p>TIP 29 10p TIP 30 25p TIP 30A 25p TIP 30B 25p TIP 30C 25p TIP 31 25p TIP 32 25p TIP 33B 25p TIP 33C 70p TIP 34A 50p TIP 34B 60p TIP 34C 70p TIP 35B 50p TIP 35C 70p TIP 35D 80p TIP 36 50p TIP 36C 70p TIP 41 15p TIP 41B 40p TIP 41D 70p TIP 42 10p TIP 42/BRC 6109 10p TIP 48 40p TIP 49 40p TIP 57 30p TIP 100 30p TIP 102 30p TIP 110 20p TIP 115 50p TIP 117 35p TIP 125 40p TIP 126 40p TIP 127 40p TIP 130 30p TIP 131 30p TIP 136 50p TIP 140 10p TIP 142 80p TIP 640 30p TIP 2955 35p TIP L761A-1000V/4Amp 75p T6032 40p T6036 40p T6040 40p T6047 40p T6049 40p T6051 40p</p> <p>Philips Handset IC £3.00 SAA3010P £3.00 MAB8461/WO63 £3.00</p> <p>MAB 8420P-C031 £3.00 MAB 8400B 6 £3.00 MAB 8440P-D070 £3.00 MAB 8440P-D033 £3.00 MAB 8440P-D056 £3.00 MAB 8441P-T001 £3.00 MAB 8441P-T132 £2.00</p> <p>M58484P £2.00</p> <p><b>FERGUSON ICs</b> Ferg-TX982 £3.00 TMP47C 634N 2685 £3.00 ST6391B1/B2 ICC7 £4.00</p> <p>CMC 301 front panel £5.00 CMC 303 front panel £5.00</p> <p>CMC 302 Panel with TC mains switch etc £5.00</p> <p>Turntable Satellite Modulator Sound 5.5MHz MPM 1000T £1.00 Sound 6.0MHz MPM 1040</p> <p>Safe Block £5.00</p> <p><b>FEROX</b> RF Filter Clamp for CoAx Cable Cost £2.50 (25p each)</p> <p>Ferguson TX85 £2.00 TX86 £2.00 Switch Mod Transformer £2.00 TX98 £2.00</p> <p>ICCS Ferguson Switch Mod Trans 3112-338-32642 £4.00</p> <p>ICCS L.O.P.T. £1.00 DST 88B243 £1.00 DST 85B243 £10.00 each</p> <p>ICCS MAIN ICs £1.00 ICCS Remote I.C. £1.00 CCUFRG07 £7.00 CCUFRG09 £8.00 IC FERG TX982 £3.00 IK7 ST6391 B1 £3.00</p> <p>Ferguson Hand Set £8.00 ICCS Mod</p> <p>KT3/K30 I/Text £12.50 KT3/K30 Full remote £15.00 KT3 Power supply £4.00 GEC infra-red 2236-2026 £4.00 GEC 8 button full remote £14.00 GEC push pad handset button blobs 10p each</p> <p>Pye &amp; Philips handset KT3-K30 chassis. No RC5150-RC5176-RC5071-RC5177 Special Price £13.00 RC4001 KT3 and Teletex £14.00 IT CVC 32 handset repaired £15.00 CVC 32 Hand Set £15.00 CVC 45 3 and 2 Pin TX10 Hand Set Text £12.50 TX9 with Text £12.50 TX9 &amp; TX10 button print £2.00 TX10 Focus Pots £5.50</p> <p>Mains Stand By Switch with Coil £1.00</p> <p><b>PHILIPS</b> UNIVERSAL HAND SET £12.00 RCS KT3 - K45</p> <p>We have all parts for Philips Handsets</p> <p>RC5353 £15.00 RCS300 £12.00 Philips RCS £15.00</p> <p><b>TEXT-TYPE</b> Replace Hand Set for Philips KT3-K30. K4 etc £12.50</p> <p><b>THORN HAND SETS</b> 9000 — 9600 — TX9 — TX10 — TX100 Text and Non-Text £10.00</p> <p><b>PHILIPS</b> RCS171 £12.00</p> <p>K35-K4 HAND SET Repaired for £5.00</p>
--	---	---	---


**DISH AND LNB  
SUITABLE FOR D2 MAC**

**£15**  
**POST £5 + VAT**

New Eprom for converting  
Ferguson BSB Receivers to  
D2 MAC and PAL – 99  
channel is tunable and each  
one can be put into memory  
– also has menu. £20  
SEND FOR DATA.



**CHASSIS SUITABLE  
FOR CONVERSION TO  
D2 MAC £10 HANDSET £1.50**  
**POST £4 + VAT**



**MARCONI  
LNBS 1.2dB  
NEW TYPE  
FOR  
ASTRA  
£30**

**SENDZ COMPONENTS**  
63 BISHOPSTEIGNTON  
SHOEBURYNESSE, ESSEX SS3 8AF.



# SENDZ COMPONENTS

63 Bishopsteignton,  
Shoeburyness, ESSEX SS3 BAF  
SAME DAY SERVICE

All items subject to availability. Technical information by telephone only. No accounts. No Credit Cards

Postal Order Cheque with order

Please add £1.70 post packing (unless otherwise specified) and then 17.5% VAT to total. Export orders charged at cost.

Callers: To shop at 212 London Rd. Southend. Tel: 0702-332992. Fax 0702 338805

Open 9-12.2.30-6. GVMT school orders accepted on official headings.

TUNER UNITS	
TX90-TX100 Tuners with AE socket	£5.00
Thorn TX Tuner V/Cap exp to ELC1043	£4.50
AMSTRAD Tuner	
Thorn TX10 Export V/Cap UHF	£5.00
VHF	£3.00
ENV 578362F UHF/VHF Small	£4.00
NEW 48 Tuner V/Cap	£2.50
ELC2000 on Panel	£2.50
GEC 2110 V/Cap	£5.00
ELC1043 (Ex Panel)	£3.75
ELC2000	NEW £4.00
GEC Tuner V/Cap Hitachi After 1979	£2.00
ETS48, ETS47, ETS41B	£4.00
ETS46	£6.00
Moulton Astec UM1233	
UM1233	50p
UE33-B01 Amstrad UHF Tuner	
VHF/UHF EG522F	£5.00
ASTEC UM1183	£10.00
V34 (VHF)	£4.00
U321	£6.00
U322	£8.00
U341 UHF	£6.00
U342 (UHF)	£5.00
U343 Phono	£5.00
U343C	£6.00
U344C	£10.00
U411 UHF	£4.00
UVF10	£8.00
U V 411 Tuner	£8.00
U V 417	£5.00
UHF/VHF Tuner 1500 DKO	£5.00
U743 Tuner	£7.00
Fidelity/Amstrad 2000 V/Cap Tuner	£5.00
Small V/Cap Mitsumi	£4.00
VHF	£3.00
Portable & rotary Tuners Sanyo & Mitsumi	£5.00
UHF	£5.00
Mosfit UHF/VHF (new type)	£8.00
UE2-B31 Fidelity V/Cap T/Unit	£6.00
UHF-VHF V/Caps on panel	£3.00
HITACHI 20 Turn Pot	40p
U321 on panel	£6.00
Mullard Video Modulator. Application, video tape recorder, TV cameras, video games, closed circuit TV, C.C.I.R. system.	
Data supplied	£10.00
NBS 250V AC mains filter 0.1 + (03x2) 11"	25p
leader & earth clip	£4.00
NEW U321 Mullard	£4.00

U944	£5.00	BD46	50p
Astec 220V/6A Switch Mode Power Supply	£5.00	BD676A	20p
Astec UM1623 VHF	£2.00	BD807	20p
VHF/UHF Tuner S Band	£3.00	BD826	50p
UHF/VHF Tuner EGG13F	£6.00	BD933	50p
ENV-5765G2 VHF/UHF	£5.00	BD948	50p
Change over switch co-ax type box with lead	50p	BD939	50p
TX90MOD 37141B			
TX90MOD 37141B	£5.00	BDT31A	50p
Small	£1.50	BDV75	20p
TX9139/001	£12.00	BDX67	50p
UF745 BAV			
UHF Tuner and IF in one can	£5.00	BDT64B	50p
NE2268H Small Neon Lamps	75p	BDT65	50p
KT3 Luminance	£5	BF761	50p
UF754	£5	BF769	50p
Co-Ax Belling Lee Plug	14p	BF786	20p
Co-Ax Splitter	£1.00	BF812	50p
Infra Red Emitting Diode	20p	BF819	50p
NEZ268H Small Neon Lamps	75p	BF820	50p
GEC & Philips	5p	BFR81	15p
Mullard 5 Watt Amps. LP1162	75p	BFR82	15p
New	75p	BFR81	15p
S.W. Filters			
HW2011	50p	S.W. Filters	£1.00
HW2013	50p	SW185	50p
SW453	50p	SW153A	50p
SW150	£1.00	SW154	50p
HW2013	50p	SW173	50p
RW303	50p	F1035B	50p
SY2153	50p	F1045A	50p

ML926	£1.00	TBA1440C	£1.00	TD43565	£3.00
MAB8400B-C	£2.00	TBA4800	£1.00	TD42575A	£1.00
MAB844C P-D070	£2.00	TBA520	£2.00	TD42577A	£2.00
MAB8441 PT001	£3.00	TBA530	£2.00	TD42578A	£2.00
MAB8420PC035	£2.00	TBA540	£1.00	TD42579A	£2.00
MAB8423P-Q005	£2.00	TBA560CQ	£1.00	TD42581	£2.00
MA8440P	£2.00	TBA570	£1.50	TD42591	£4.00
MAR8400XX	£3.00	TBA625	50p	TD42593	£1.00
M7081.B1	£2.00	TBA651	£2.00	TD42596	50p
MMS387	£1.00	TBA673	£1.00	TD42596	£1.50
MMS611	£1.00	TBA750Q	£2.50	TD42600	£3.00
MMS480	£3.00	TBA780	£1.50	TD42611A	£1.00
PCD852P	£3.00	TBA800	50p	TD42611AQ	£1.00
MMS518	£3.00	TBA810AP	£1.00	TD42611	£4.00
MA1250 IJC	£3.00	TBA810S	60p	TD42653	£4.00
M491BB1	£3.00	TBA820	60p	TD42654	£2.00
M5840H-84RS	£5.00	TBA820M	25p	TD42659	£1.00
MMS290N-4	75p	TBA920	£1.50	TD43047	£1.00
MMS108N	£4.00	TBA920Q	£1.50	TD43048	£3.00
MMS50	£1.00	TBA930	£1.00	TD43083	£2.00
MNI250BJUC	£2.00	TMS100NL	£2.00	TD43190	£1.00
MRI1366	20p	TMS1943 NZL	£1.00	TD43300B	£5.00
N64100	£1.00	(clockchip)	£1.00	TD43301	£5.00
NE555P	60p	TMS9980	£4.00	TD43305	£3.00
NE555	60p	TMS9901	£1.00	TD43306	£3.00
NE556	50p	TMS3780JG45	£1.00	TD43361	£4.00
NE46	50p	TMS2716JL	£1.00	TD43366	£4.00
HD3890C	£3.00	TMS3529	£1.00	TD43361A	£3.00
ILJ	20p	TMS3720ANS	£3.00	TD43366	£3.50
OPT600	70p	TMS4014	70p	TD43364	£4.00
OPT601	70p	TX-012	£1.00	TD43365	£3.00
TM3942	10p	TM3942	£1.00	TD43371A	£2.75
ULN3004P	50p	ULN3004P	£1.50	TD43381	£1.00
ULN2216	75p	ULN2216	75p	TD43390	£3.00
UPC566H	£1.00	UPC566H	£1.00	TD43391	£1.00
UPC585C	£1.00	UPC585C	£1.00	TD43392A	£3.00
UPC1009C	£2.00	UPC1009C	£2.00	TD43360	£7.00
UPC1031H	£3.00	UPC1031H	£3.00	TD43370	£3.00
UPC1353C	£1.00	UPC1353C	£1.00	TD43361AQ	£3.50
UPC1363C	£2.75	UPC1363C	£2.75	TD43362	£3.50
UPC1364C	£2.00	UPC1364C	£2.00	TD43363AQ	£2.00
UPX1365C	£2.00	UPX1365C	£2.00	TD43364	£2.00
UPC1366C	£1.00	UPC1366C	£1.00	TD43364Q	£2.00
SN297701N	£3.00	SN297701N	£3.00	TD43710	£3.50
SN297718N	£1.00	SN297718N	£1.00	TD43711	£4.00
SN7601	£1.00	SN7601	£1.00	TD43180	£2.00
SN76013ND	£2.00	SN76013ND	£2.00	TD43260	50p
SN7601	£1.00	SN7601	£1.00	TD4501	£3.00
SN7601	£1.00	SN7601	£1.00	TD4505N4	£3.00
SN7610N	£1.00	SN7610N	£1.00	TD44420	£2.00
SN7615AN	£1.00	SN7615AN	£1.00	TD44439	£2.00
SN7613N	£1.00	SN7613N	£1.00	TD44600	£2.00
SN7643E	50p	SN7643E	50p	TD44601	£2.00
SN7650	£1.00	SN7650	£1.00	TD48190	£2.00
SN7652	30p	SN7652	30p	TD48703	£3
SN7653	40p	SN7653	40p	TD49403	£1.50
SN7660N	50p	SN7660N	50p	TD49503	£3.00
SN76620AN	50p	SN76620AN	50p	TD49503	£3.00
SN76626	£1.00	SN76626	£1.00	TD49503	£3.00
SN7670N	£2.50	SN7670N	£2.50	TD49503	£3.00
SN76708N	£2.50	SN76708N	£2.50	TD49503	£3.00
SN76709N	£2.00	SN76709N	£2.00	TD49503	£3.00
SN76720N	£2.00	SN76720N	£2.00	TD49503	£3.00
SN76722N	£2.00	SN76722N	£2.00	TD49503	£3.00
SN76728N	£2.00	SN76728N	£2.00	TD49503	£3.00
SN76750N	£2.00	SN76750N	£2.00	TD49503	£3.00
SN76752N	£2.00	SN76752N	£2.00	TD49503	£3.00
SN76753N	£2.00	SN76753N	£2.00	TD49503	£3.00
SN76754N	£2.00	SN76754N	£2.00	TD49503	£3.00
SN76755N	£2.00	SN76755N	£2.00	TD49503	£3.00
SN76756N	£2.00	SN76756N	£2.00	TD49503	£3.00
SN76757N	£2.00	SN76757N	£2.00	TD49503	£3.00
SN76758N	£2.00	SN76758N	£2.00	TD49503	£3.00
SN76759N	£2.00	SN76759N	£2.00	TD49503	£3.00
SN76760N	£2.00	SN76760N	£2.00	TD49503	£3.00
SN76761N	£2.00	SN76761N	£2.00	TD49503	£3.00
SN76762N	£2.00	SN76762N	£2.00	TD49503	£3.00
SN76763N	£2.00	SN76763N	£2.00	TD49503	£3.00
SN76764N	£2.00	SN76764N	£2.00	TD49503	£3.00
SN76765N	£2.00	SN76765N	£2.00	TD49503	£3.00
SN76766N	£2.00	SN76766N	£2.00	TD49503	£3.00
SN76767N	£2.00	SN76767N	£2.00	TD49503	£3.00
SN76768N	£2.00	SN76768N	£2.00	TD49503	£3.00
SN76769N	£2.00	SN76769N	£2.00	TD49503	£3.00
SN76770N	£2.00	SN76770N	£2.00	TD49503	£3.00
SN76771N	£2.00	SN76771N	£2.00	TD49503	£3.00
SN76772N	£2.00	SN76772N	£2.00	TD49503	£3.00
SN76773N	£2.00	SN76773N	£2.00	TD49503	£3.00
SN76774N	£2.00	SN76774N	£2.00	TD49503	£3.00
SN76775N	£2.00	SN76775N	£2.00	TD49503	£3.00
SN76776N	£2.00	SN76776N	£2.00	TD49503	£3.00
SN76777N	£2.00	SN76777N	£2.00	TD49503	£3.00
SN76778N	£2.00	SN76778N	£2.00	TD49503	£3.00
SN76779N	£2.00	SN76779N	£2.00	TD49503	£3.00
SN76780N	£2.00	SN76780N	£2.00	TD49503	£3.00
SN76781N	£2.00	SN76781N	£2.00	TD49503	£3.00
SN76782N	£2.00	SN76782N	£2.00	TD49503	£3.00
SN76783N	£2.00	SN76783N	£2.00	TD49503	£3.00
SN76784N	£2.00	SN76784N	£2.00	TD49503	£3.00
SN76785N	£2.00	SN76785N	£2.00	TD49503	£3.00
SN76786N	£2.00	SN76786N	£2.00	TD49503	£3.00
SN76787N	£2.00	SN76787N	£2.00	TD49503	£3.00
SN76788N	£2.00	SN76788N	£2.00	TD49503	£3.00
SN76789N	£2.00	SN76789N	£2.00	TD49503	£3.00
SN76790N	£2.00	SN76790N	£2.00	TD49503	£3.00
SN76791N	£2.00	SN76791N	£2.00	TD49503	£3.00
SN76792N	£2.00	SN76792N	£2.00	TD49503	£3.00
SN76793N	£2.00	SN76793N	£2.00	TD49503	£3.00
SN76794N	£2.00	SN76794N	£2.00	TD49503	£3.00
SN76795N	£2.00	SN76795N	£2.00	TD49503	£3.00
SN76796N	£2.00	SN76796N	£2.00	TD49503	£3.00
SN76797N	£2.00	SN76797N	£2.00	TD49503	£3.00
SN76798N	£2.00	SN76798N	£2.00	TD49503	£3.00
SN76799N	£2.00	SN76799N	£2.00	TD49503	£3.00
SN76800N	£2.00	SN76800N	£2.00	TD49503	£3.00
SN76801N	£2.00	SN76801N	£2.00	TD49503	£3.00
SN76802N	£2.00	SN76802N	£2.00	TD49503	£3.00
SN76803N	£2.00	SN76803N	£2.00	TD49503	£3.00
SN76804N	£2.00	SN76804N	£2.00	TD49503	£3.00
SN76805N	£2.00	SN76805N	£2.00	TD49503	£3.00
SN76806N	£2.00	SN76806N	£2.00	TD49503	£3.00
SN76807N	£2.00	SN76807N	£2.00	TD49503	£3.00
SN76808N	£2.00	SN76808N	£2.00	TD49503	£3.00
SN76809N	£2.00	SN76809N	£2.00	TD49503	£3.00
SN76810N	£2.00	SN76810N	£2.00	TD49503	£3.00
SN76811N	£2.00	SN76811N	£2.00	TD49503	£3.00
SN76812N	£2.00	SN76812N	£2.00	TD49503	£3.00
SN76813N	£2.00	SN76813N	£2.00	TD49503	£3.00
SN76814N	£2.00	SN76814N	£2.00	TD49503	£3.00
SN76815N	£2.00	SN76815N	£2.00	TD49503	£3.00
SN76816N	£2.00	SN76816N	£2.00	TD49503	£3.00
SN76817N	£2.00	SN76817N	£2.00	TD49503	£3.00
SN76818N	£2.00	SN76818N	£2.00	TD49503	£3.00
SN76819N	£2.00	SN76819N	£2.00	TD49503	£3.00
SN76820N	£2.00	SN76820N	£2.00	TD49503	£3.00
SN76821N	£2.00	SN76821N	£2.00	TD49503	£3.00
SN76822N	£2.00	SN76822N	£2.00	TD49503	£3.00
SN76823N	£2.00	SN76823N	£2.00	TD49503	£3.00
SN76824N	£2.00	SN76824N</			