

THE LEADING UK CONSUMER ELECTRONICS TECHNOLOGY MAGAZINE

# TELEVISION

SERVICING · VIDEO · SATELLITE · DEVELOPMENTS

NOVEMBER 1995 £2.35

A REED BUSINESS PUBLICATION

## New series VCR signal processing

Add 22kHz tone  
switching to  
Pace's PRD

Finding faults in  
line outputs

DX TV

Fault Reports  
TVs, VCRs,  
camcorders  
and  
satellite

Consumer  
Electronics  
at Berlin



# WORLDS

# APART

**Philex Remote Controls both replacement & universal preprogrammed LOOK BETTER FEEL BETTER - SELL BEST - COSTS LESS !**

PHILEX A MARKET LEADER IN REMOTES FOR 8 GOOD REASONS

- EXTENDED RANGE**
- GREATER RELIABILITY**
- ROBUST MODERN DESIGN**
- EASIER CROSS REFERENCE**
- COMPETITIVE PRICES**
- SOPHISTICATED STYLING**
- BETTER SERVICE**
- ATTRACTIVE PACKAGING**

Philex have been supplying replacement remote controls for over 5 years. Since then the range has constantly expanded and the design continuously improved.

The new design for replacement remotes, pictured opposite (4 & 6), is based on the very popular styling of our preprogrammed range and will be phased in over the next few months.

Now the range stands at over 200 different types covering more than 15,000 models covering TV, Video, Satellite and CD.

As a guide to this range we produce a comprehensive catalogue with regular updates.

Although it was barely a year ago that we supplied the our first of our Universal Preprogrammed Remotes, this stylish - user friendly range has been a winner right from the start.

Most of the range is still exclusive to independents who have appreciated the low cost, high margins and features such as the freefone helpline.

**The 8 way** - the most popular of the preprogrammed range, replaces up to 8 remotes including TV, Video, Satellite and Cable TV with teletext and fastext functions. (Available now)

**The Optimum 8** - preprogrammed with learning capability. Same coverage as the 8way but has learning capability and will operate HiFi. (Available now)

**The Visual 8** - preprogrammed with learning capability plus LCD. Has the same coverage as the Optimum 8 plus LCD display. ( Available November)

**The Mini-mate** - preprogrammed for TV basic functions. (Available October)



- 1 MINI-MATE (PREPROGRAMMED)
- 2 OPTIMUM 8 (PREPROGRAMMED)
- 3 8 WAY (PREPROGRAMMED)
- 4 UP TO 36 KEY CASE (REPLACEMENT)
- 5 VISUAL 8 (PREPROGRAMMED)
- 6 STANDARD CASE (REPLACEMENT)

**PHILEX PLC . PHILEX HOUSE**  
**110 - 124 THE BROADWAY . WEST HENDON**  
**LONDON . NW9 7PP**  
**SALES TEL: 0181 - 202 1919**  
**SALES FAX: 0181 - 202 0015**



# TELEVISION

November 1995

On sale

October 18th

Vol. 46, No. 1

Issue 541

**14 Satellite Workshop** *Jack Armstrong*

The phone brings calls to some odd fault situations.

**16 Line Output Stage Fault Diagnosis**  
*Ray Porter, M.Sc., C.Eng., M.I.E.E.*

An account of basic line output stage operation and the stresses to which the main components are subjected, with notes on breakdown mechanisms and a suggested diagnostic procedure.

**22 Inside the Ferguson TX90E Chassis, Part 2**  
*Mark Paul*

This time a look at the video signal processing circuitry, including the operation of the auto grey-scale system.

**26 Domestic Multi-channel TV Distribution Systems, Part 2**  
*Bill Wright*

How to design a system using current best practice with channel-pass filtering.

**39 Satellite Notes** *Hugh Cocks*

Installation and receiver faults, in particular cables and the use of an LNB cover.

**46 Consumer Electronics at Berlin** *George Cole*

At this year's Berlin consumer electronics show a number of significant developments were presented in practical form, including the new high-density digital discs, digital camcorders and flat-screen displays.

**54 22kHz Tone Switching for Pace PRD Series Satellite Receivers**  
*John Woolman*

The use of Universal LNBs was not taken into account when the popular Pace PRD series receivers were being designed. There is nevertheless capacity in the control system to add this feature, and a simple circuit can be built on Veroboard to generate the 22kHz tone. Full details of how to incorporate this facility.

## REGULAR FEATURES

Camcorner.....	30
Help Wanted.....	59
Leader.....	13
Letters.....	51
Long-distance Television.....	36
Next Month in Television.....	49
Teletopics.....	20
Test Case 395.....	38
TV Fault Finding.....	32
VCR Clinic.....	42
What a Life!.....	50

**The December issue will be published on November 15th**

### COPYRIGHT

© Reed Business Publishing Ltd., 1995. All rights reserved. No part of this publication may be reproduced, stored or transmitted in any form or by any means without the written permission of the publishers.

All reasonable precautions are taken by *Television* to ensure that the advice and data published are reliable. We cannot however guarantee it and we cannot accept legal responsibility for it.

### CORRESPONDENCE

All correspondence regarding advertisements should be addressed to the Advertisement Manager, "Television", Quadrant House, The Quadrant, Sutton, Surrey SM2 5AS. Editorial correspondence should be addressed to "Television", Editorial Department, Reed Business Publishing, Quadrant House, The Quadrant, Sutton, Surrey SM2 5AS.

### INDEXES AND BINDERS

Indexes for Vols. 38 to 44 are available at £3.50 each from Video Interface Products Ltd., who can also supply a seven-year consolidated index on computer disc. For further details see page 55.

Binders that hold twelve issues of *Television* are available for £5.50 each from Television Binders, 78 Whalley Road,

Wilpshire, Blackburn BB1 9LF. Make cheques payable to "Television Binders".

### SUBSCRIPTIONS

Annual subscription rates (inclusive of postage) are as follows: UK £26.00; overseas £30.00 (airfreight); Europe £37.00 (airmail); rest of the world £48.00 (airmail). Send orders with payment (make cheques payable to Television) to Television, Subscriptions Dept., PO Box 302, Haywards Heath, West Sussex RH16 3YY (UK). Telephone 01444 445 566.

**Subscription hotline for 24-hour ordering with Credit Card telephone 01622 778 000 quoting INJ.**

### NEWSAGENT DISTRIBUTION

Enquiries 0181 652 8171, fax 0181 652 8997. Distributed by Marketforce (UK) Ltd., 247 Tottenham Court Road, London W1P 0AU. 0171 261 5555.

### BACK NUMBERS

Some back issues are available at £2.75 each. For further details see box on page 29.

ISSN 0032-647X

# GRANDATA LTD

K.P. HOUSE, UNIT 15, POP IN COMMERCIAL CENTRE, SOUTHWAY, WEMBLEY, MIDDLESEX, ENGLAND HA9 0HB

Telephone: 0181-900 2329 Fax: 0181-903 6126

## TRANSISTORS / LINEAR ICs

Part	Price	Part	Price	Part	Price	Part	Price	Part	Price	Part	Price	Part	Price	Part	Price	Part	Price
AAV32	9p	B0246A	50p	BF764	25p	MJ15004	300p	2N1613	24p	BR84D	37p	6502A	360p	AN7156	240p	HA13108	350p
AC107	45p	B0265	45p	BF790	45p	MJ2501	100p	2N1711	24p	2A400V	110p	6503C	330p	AN7168	240p	HA13412	600p
AC125	30p	B0267	45p	BF146	85p	MJ2965	55p	2N1893	30p	5.0	130p	BR66D	280p	AN7178	180p	HA13432	400p
AC126	30p	B0269	45p	BR105	14p	MJ3000	100p	2N2102	50p	10.0	140p	2A/600V	6800	AN7222	75p	HA17524	250p
AC127	30p	B0276	50p	BR103	37p	MJ3001	100p	2N2218A	24p	11.0	250p	BR68D	43p	AN7254	150p	ICL7106	650p
AC128K	40p	B0311	100p	BR303	95p	MJE29A	30p	2N2219	24p	12.0	120p	2A/800V	680	AN7256	250p	ICL7680	240p
AC141K	45p	B0314	100p	BS574	33p	MJE30A	30p	2N2221	24p	14.756	200p	BR32	35808	AN7310	60p	KA2102	150p
AC176	22p	B0315	150p	BSX20	15p	MJE340	25p	2N2222	23p	15.0	180p	2A/200V	6809	AN7311	90p	KA2130	150p
ACV18	48p	B0317	150p	BT100A	70p	MJ2350	80p	2N2269	15p	24.0	260p	2A/400V	6810	AN7410	150p	KA2206	150p
ADY19	48p	BT106	180p	BT106	180p	MJE350	80p	2N2484	15p			2A/400V	6818	AY3-1015	290p	KA2209	175p
AD149	60p	B0332	40p	BT109	90p	MP3112	45p	2N2646	40p			BR36	6821	AY3-1270	800p	KA2210	230p
AF125	50p	B0361	60p	BT119	100p	MPSA05	15p	2N2904	15p			2A/600V	6840	AY3-1350	450p	KA2212	80p
AF139	30p	B0362	60p	BT146	98p	MPSA06	15p	2N2905	20p			BR52	6845	AY3-8910	360p	KA2213	130p
AF239	30p	B0370	30p	BTV79	140p	MPSA13	15p	2N2906	18p	7805	25p	6A/200V	6853	AY3-8912	400p	KA2214	150p
BB105B	18p	B0371	30p	BU122	80p	MPSA20	15p	2N2907	18p	7808	25p	BR64	6854	8085A	30p	KA2261	100p
BS205B	24p	B0410	50p	BU108	100p	MPSA42	15p	2N3019	28p	7808	25p	5A/400V	8086	BA301	80p	KA2263	100p
BC108	8p	B0433	28p	BU109	80p	MPSA43	15p	2N3053	18p	7812	25p	BR251	8088	BA311	80p	KA2264	100p
BC109	8p	B0434	30p	BU110	90p	MPSA70	15p	2N3054	40p	7815	25p	25A/100V	8156	BA333	80p	KA2284	100p
BC109	8p	B0435	31p	BU111	100p	MPSA92	20p	2N3055	38p	7818	25p	BR252	8224	BA401	80p	KA2401	150p
BC109C	10p	B0436	30p	BU124	80p	MPSA93	20p	2N3055H	50p	7824	25p	25A/200V	8226	BA402	50p	KA2412	150p
BC140	20p	B0438	35p	BU125	85p	MRS10	35p	2N3442	85p	7935	25p	BR254	8250	BA511	145p	KA2312	125p
BC141	20p	B0438	35p	BU180	100p	MRS56	35p	2N3702	9p	7906	30p	25A/400V	8251	BA514	160p	KA2914A	300p
BC142	20p	B0439	40p	BU184	100p	OC28	350p	2N3703	9p	7908	30p	BR256	8253	BA516	150p	LA1130	240p
BC143	20p	B0440	40p	BU204	65p	OC29	250p	2N3704	9p	7912	30p	25A/800V	8257	BA521	100p	LA1150	150p
BC147	8p	B0441	40p	BU205	70p	OC35	350p	2N3705	9p	7915	30p	BR258	8271	BA524	240p	LA1185	150p
BC149	8p	B0633	50p	BU206	100p	OC36	250p	2N3706	8p	7918	30p	25A/800V	8273	BA526	200p	LA1201	75p
BC159	8p	B0634	50p	BU208	70p	OC45	50p	2N3707	9p	7924	30p	BR351	8283	BA527	95p	LA1210	140p
BC160	8p	B0635	35p	BU208A	75p	OC200	180p	2N3710	12p	78L05	24p	35V/100V	8284	BA532	400p	LA1222	80p
BC171	10p	B0636	35p	BU208AT	200p	R2008B	100p	2N3711	12p	78L08	24p	BR352	8287	BA534	220p	LA1230	120p
BC172	10p	B0637	40p	BU208D	130p	R2010B	100p	2N3771	85p	78L12	24p	35V/200V	8288	BA536	650p	LA1364	200p
BC177	14p	B0638	40p	BU209	90p	S2000A3	175p	2N3772	90p	78L15	24p	BR354	8748	BA548	150p	LA1365	120p
BC178	14p	B0643	50p	BU225	120p	S2000AF	175p	2N3773	100p	78L18	24p	25A/400V	8755	BA612	120p	LA1388	220p
BC179	14p	B0645	50p	BU225A	120p	S2055AF	200p	2N3779	16p	78L24	24p	BR358	8728	BA656	1100p	LA1385	170p
BC182	7p	B0647	50p	BU312	90p	S2500M	100p	2N3819	23p	79L05	35p	35V/600V	8728	BA658	350p	LA2000	150p
BC182L	7p	B0649	50p	BU325	55p	S2530A	100p	2N3903	11p	79L08	35p	BR358	8728	BA684	400p	LA2101	270p
BC183	7p	B0675	50p	BU326A	50p	S2800M	72p	2N3906	11p	79L12	35p	35V/800V		BA685	400p	LA2200	190p
BC183L	7p	B0676	50p	BU406	60p	TIP29	25p	2N4031	25p	79L15	35p	BY164 1.5A		BA1310	160p	LA2300	120p
BC184	7p	B0677	38p	BU406D	85p	TIP29A	22p	2N4401	12p	LM309K	100p	100V	40p	BA1320	75p	LA3100	65p
BC192	8p	B0678	38p	BU407	55p	TIP29C	25p	2N4403	12p	MA311T	100p	BY176 1.5A		BA1330	120p	LA3300	140p
BC212	7p	B0679	40p	BU407D	75p	TIP29E	25p	2N5061	20p	LM323K	350p	800V	40p	BA1360	160p	LA3301	110p
BC212L	7p	B0680	40p	BU408	60p	TIP30	25p	2N5088	20p	BRH08KC	800p			BA4403	220p	LA3361	70p
BC213	7p	B0681	45p	BU408D	85p	TIP30C	25p	2N5192	50p	79H12KC	700p			BA5101	350p	LA3375	300p
BC213L	7p	B0682	45p	BU409	85p	TIP31A	22p	2N5241	500p	79HGKC	800p			BA5102	140p	LA3430	180p
BC214	7p	B0705	50p	BU426A	70p	TIP31C	27p	2N5245	45p					BA5204	280p	LA4032	140p
BC214L	7p	B0707	50p	BU450	100p	TIP32	21p	2N5294	45p					BA5271	230p	LA4037	140p
BC227	7p	B0709	50p	BU505	90p	TIP32A	21p	2N5296	30p					BA5406	180p	LA4051	160p
BC238	7p	B0711	50p	BU505D	90p	TIP32C	28p	2N5448	12p	DAF96	100p			BA5408	180p	LA4100	85p
BC239	7p	B0738	50p	BU505DF	90p	TIP33	50p	2N6107	40p	DVY87	80p			BA6104	250p	LA4101	80p
BC300	20p	B0826	50p	BU506	100p	TIP33C	60p	2N6292	40p	EBF80	60p			BA6208	175p	LA4180	300p
BC301	20p	B0828	50p	BU506D	70p	TIP34	60p	2N6386	120p	ECC84	80p			BA6304	120p	LA4190	300p
BC302	20p	B0839	50p	BU508D	120p	TIP34C	60p	2N6403	150p	EG484	80p			BA6308	120p	LA4200	270p
BC303	20p	B0837	50p	BU508A	70p	TIP35C	65p			ECL84	100p			BA6305	140p	LA4140	60p
BC304	25p	B0839	50p	BU508AF	95p	TIP36C	65p			EF183	75p			BA6410	220p	LA4160	100p
BC327	7p	B0977	50p	BU508D	90p	TIP41A	20p			EF184	85p			BA6411	250p	LA4182	180p
BC328	7p	B0X33	60p	BU508DF	115p	TIP41C	22p			EL500	100p			BA6593	150p	LA4182	140p
BC337	7p	B0X68	60p	BU508V	110p	TIP42A	20p			EL500	100p			BA7001	250p	LA4200	130p
BC338	7p	B0X72	60p	BU509V	100p	TIP42C	22p			EV186	70p			AN3821K	600p	LA4201	120p
BC341	28p	B0W33	50p	BU526	75p	TIP47	40p			EVY87	70p			AN3822K	800p	LA4260	230p
BC446	8p	B0W34	50p	BU536	100p	TIP48	60p			EVY88	80p			AN390K	300p	LA4261	300p
BC477	18p	B0Y92	100p	BU546	125p	TIP50	60p			PC37	100p			AN391K	400p	LA4262	300p
BC516	22p	B1F37	35p	BU608	120p	TIP51	80p			PC88	80p			AN5025	250p	BA7715L	150p
BC537	25p	B1F67	30p	BU626	120p	TIP52	80p			PCF80	110p			AN5032	250p	BA7755	150p
BC546	25p	B1F81	30p	BU635	130p	TIP53	80p			PCF806	115p			AN5132	250p	BA7755	150p
BC547	8p	B1F83	20p	BU706DF	175p	TIP105	65p			PCL200	100p			AN5150	400p	BA7767AS	150p
BC548	8p	B1F96	7p	BU706F	150p	TIP108	65p			PCL211	85p			AN5151	600p	CA301	110p
BC549	8p	B1F99	8p	BU801	70p	TIP107	65p			PCL28	180p			AN5215	600p	CA3085	135p
BC550	8p	B1F200	18p	BU806	70p	TIP110	60p			PCL94	60p			AN5256	150p	CA3088E	200p
BC556	8p	B1F225	30p	BU807	60p	TIP111	60p			PCL94	60p			AN5256	150p	CA3088E	200p
BC557	8p	B1F240	30p	BU902	110p	TIP112	35p			PCL94	60p			AN5256	150p	CA3088E	200p
BC558	8p	B1F245	25p	BU903	110p	TIP112H	35p			PCL94	60p			AN5256	150p	CA3088E	200p
BC559	8p	B1F254	15p	BU920	100p	TIP115	30p			PCL94	60p			AN5256	150p	CA3088E	200p
BC560	8p	B1F255	12p	BU922	110p	TIP116	30p			PCL94	60p			AN5256	150p	CA3088E	200p
BC637	20p	B1F256	18p	BU930	100p	TIP117	30p			PCL94	60p			AN5256	150p	CA3088E	200p
BC638	20p	B1F257	18p	BU2508A	130p	TIP120	30p			PCL94	60p			AN5256	150p	CA3088E	200p
BC640	20p	B1F258	18p	BU2508AF	130p	TIP121	30p										

# PLEASE PHONE US FOR TYPE NOT LISTED HERE AS WE ARE HOLDING 10,000 ITEMS AND QUOTATIONS ARE GIVEN FOR LARGE QUANTITIES

Please send £1 P&P and VAT at 17 1/2% Govt. Colleges, etc. Orders accepted. Quotations given for large quantities.  
Please allow 7 days for delivery. All brand-new Components. All valves are new and boxed.  
Prices quoted are subject to stock availability and may be changed without notice.



TV & video parts sold are replacement parts.  
Access & Visa Card accepted



## LINEAR ICs / JAPANESE TRANSISTORS

Part	Price	Part	Price	Part	Price	Part	Price	Part	Price	Part	Price	Part	Price	Part	Price
LM431	50p	STK441	880p	STK5422	375p	STR30115	275p	TA7784	250p	TDA1574	125p	TDA3586	750p	TDA8170	170p
LM710	50p	STK443	880p	STK5431	375p	STR30120	400p	TA8132AN	200p	TDA1576	170p	TDA3590	300p	TDA8172	250p
LM723	40p	STK457	670p	STK5434	570p	STR30123	450p	TA8205	250p	TDA1578A	210p	TDA3591	360p	TDA8173	280p
LM741DIL	18p	STK459	500p	STK5435	500p	STR30125	550p	TA8210	300p	TDA1579	200p	TDA3592A	350p	TDA8174	300p
LM741MET	45p	STK460	650p	STK5441	400p	STR30130	250p	TA8215	300p	TDA1580	200p	TDA3593	300p	TDA8175	300p
LM747	55p	STK461	620p	STK5451	390p	STR40090	350p	TA8216H	375p	TDA1588	250p	TDA3594	300p	TDA8176	400p
LM1889	300p	STK463	950p	STK5461	500p	STR41090	400p	TA8227	275p	TDA1600	275p	TDA3595	500p	TDA8178	400p
LM1884N	200p	STK465	720p	STK5462	500p	STR44115	550p	TA8691N	550p	TDA1670A	230p	TDA3596	500p	TDA8179	400p
LM3900	40p	STK467	550p	STK5464	300p	STR45111	550p	TA8718N	550p	TDA1675	250p	TDA3597	500p	TDA8180	400p
LM3909	100p	STK469	500p	STK5466	500p	STR50020	450p	TA8720	400p	TDA1701	300p	TDA3598	500p	TDA8181	400p
LM3914	160p	STK563	415p	STK5467	400p	STR50032	550p	TA8725	250p	TDA1707	250p	TDA3599	500p	TDA8182	400p
LM3915	160p	STK583	500p	STK5468	300p	STR50103A	250p	TA8730	70p	TDA1709A	200p	TDA3600	500p	TDA8183	400p
LM3916	160p	STK583	500p	STK5468	300p	STR50103A	250p	TA8736	70p	TDA1710A	200p	TDA3601	500p	TDA8184	400p
LM3916	270p	STK760	600p	STK5471	330p	STR50113	500p	TA8740	70p	TDA1712A	275p	TDA3602	500p	TDA8185	400p
L200	200p	STK772B	480p	STK5473	480p	STR50115	500p	TA8742	80p	TDA1904	80p	TDA3603	500p	TDA8186	400p
M4818B1	700p	STK780	575p	STK5476	350p	STR51041	500p	TA8745	90p	TDA1908A	90p	TDA3604	500p	TDA8187	400p
M48481	700p	STK780	575p	STK5476	350p	STR51041	500p	TA8745	90p	TDA1908A	90p	TDA3605	500p	TDA8188	400p
M50115P	320p	STK1039	480p	STK5479	300p	STR52013	500p	TA8746	90p	TDA1910	80p	TDA3606	500p	TDA8189	400p
M50117P	500p	STK1040	640p	STK5481	520p	STR52041	350p	TA8747	90p	TDA1910	80p	TDA3607	500p	TDA8190	400p
M50119P	525p	STK1049	700p	STK5482	285p	STR55004	500p	TA8748	55p	TDA1941	180p	TDA3608	500p	TDA8191	400p
M50784	300p	STK1050	850p	STK5483	440p	STR55041	550p	TA8749	35p	TDA1950	175p	TDA3609	500p	TDA8192	400p
M50786	300p	STK1050	850p	STK5486	450p	STR55041	550p	TA8750	35p	TDA1950	175p	TDA3610	500p	TDA8193	400p
M50790	600p	STK1070	850p	STK5488	450p	STR55041	550p	TA8751	35p	TDA2003	65p	TDA3611	500p	TDA8194	400p
M51161	300p	STK1090	940p	STK5490	450p	STR55041	550p	TA8752	35p	TDA2003	65p	TDA3612	500p	TDA8195	400p
M51381P	200p	STK2025	620p	STK5492	450p	STR55041	550p	TA8753	35p	TDA2003	65p	TDA3613	500p	TDA8196	400p
M51387P	800p	STK2028	500p	STK5495	450p	STR55041	550p	TA8754	35p	TDA2003	65p	TDA3614	500p	TDA8197	400p
M51544	150p	STK2029	480p	STK5497	450p	STR55041	550p	TA8755	35p	TDA2003	65p	TDA3615	500p	TDA8198	400p
M51548	150p	STK2038	700p	STK5498	450p	STR55041	550p	TA8756	35p	TDA2003	65p	TDA3616	500p	TDA8199	400p
M54523P	200p	STK2110	550p	STK5499	450p	STR55041	550p	TA8757	35p	TDA2003	65p	TDA3617	500p	TDA8200	400p
M5453P	200p	STK2110	550p	STK5499	450p	STR55041	550p	TA8758	35p	TDA2003	65p	TDA3618	500p	TDA8201	400p
M5484A	500p	STK2125	580p	STK5500	450p	STR55041	550p	TA8759	35p	TDA2003	65p	TDA3619	500p	TDA8202	400p
M5484A	500p	STK2125	580p	STK5500	450p	STR55041	550p	TA8760	35p	TDA2003	65p	TDA3620	500p	TDA8203	400p
M5484A	500p	STK2125	580p	STK5500	450p	STR55041	550p	TA8761	35p	TDA2003	65p	TDA3621	500p	TDA8204	400p
M5484A	500p	STK2125	580p	STK5500	450p	STR55041	550p	TA8762	35p	TDA2003	65p	TDA3622	500p	TDA8205	400p
M5484A	500p	STK2125	580p	STK5500	450p	STR55041	550p	TA8763	35p	TDA2003	65p	TDA3623	500p	TDA8206	400p
M5484A	500p	STK2125	580p	STK5500	450p	STR55041	550p	TA8764	35p	TDA2003	65p	TDA3624	500p	TDA8207	400p
M5484A	500p	STK2125	580p	STK5500	450p	STR55041	550p	TA8765	35p	TDA2003	65p	TDA3625	500p	TDA8208	400p
M5484A	500p	STK2125	580p	STK5500	450p	STR55041	550p	TA8766	35p	TDA2003	65p	TDA3626	500p	TDA8209	400p
M5484A	500p	STK2125	580p	STK5500	450p	STR55041	550p	TA8767	35p	TDA2003	65p	TDA3627	500p	TDA8210	400p
M5484A	500p	STK2125	580p	STK5500	450p	STR55041	550p	TA8768	35p	TDA2003	65p	TDA3628	500p	TDA8211	400p
M5484A	500p	STK2125	580p	STK5500	450p	STR55041	550p	TA8769	35p	TDA2003	65p	TDA3629	500p	TDA8212	400p
M5484A	500p	STK2125	580p	STK5500	450p	STR55041	550p	TA8770	35p	TDA2003	65p	TDA3630	500p	TDA8213	400p
M5484A	500p	STK2125	580p	STK5500	450p	STR55041	550p	TA8771	35p	TDA2003	65p	TDA3631	500p	TDA8214	400p
M5484A	500p	STK2125	580p	STK5500	450p	STR55041	550p	TA8772	35p	TDA2003	65p	TDA3632	500p	TDA8215	400p
M5484A	500p	STK2125	580p	STK5500	450p	STR55041	550p	TA8773	35p	TDA2003	65p	TDA3633	500p	TDA8216	400p
M5484A	500p	STK2125	580p	STK5500	450p	STR55041	550p	TA8774	35p	TDA2003	65p	TDA3634	500p	TDA8217	400p
M5484A	500p	STK2125	580p	STK5500	450p	STR55041	550p	TA8775	35p	TDA2003	65p	TDA3635	500p	TDA8218	400p
M5484A	500p	STK2125	580p	STK5500	450p	STR55041	550p	TA8776	35p	TDA2003	65p	TDA3636	500p	TDA8219	400p
M5484A	500p	STK2125	580p	STK5500	450p	STR55041	550p	TA8777	35p	TDA2003	65p	TDA3637	500p	TDA8220	400p
M5484A	500p	STK2125	580p	STK5500	450p	STR55041	550p	TA8778	35p	TDA2003	65p	TDA3638	500p	TDA8221	400p
M5484A	500p	STK2125	580p	STK5500	450p	STR55041	550p	TA8779	35p	TDA2003	65p	TDA3639	500p	TDA8222	400p
M5484A	500p	STK2125	580p	STK5500	450p	STR55041	550p	TA8780	35p	TDA2003	65p	TDA3640	500p	TDA8223	400p
M5484A	500p	STK2125	580p	STK5500	450p	STR55041	550p	TA8781	35p	TDA2003	65p	TDA3641	500p	TDA8224	400p
M5484A	500p	STK2125	580p	STK5500	450p	STR55041	550p	TA8782	35p	TDA2003	65p	TDA3642	500p	TDA8225	400p
M5484A	500p	STK2125	580p	STK5500	450p	STR55041	550p	TA8783	35p	TDA2003	65p	TDA3643	500p	TDA8226	400p
M5484A	500p	STK2125	580p	STK5500	450p	STR55041	550p	TA8784	35p	TDA2003	65p	TDA3644	500p	TDA8227	400p
M5484A	500p	STK2125	580p	STK5500	450p	STR55041	550p	TA8785	35p	TDA2003	65p	TDA3645	500p	TDA8228	400p
M5484A	500p	STK2125	580p	STK5500	450p	STR55041	550p	TA8786	35p	TDA2003	65p	TDA3646	500p	TDA8229	400p
M5484A	500p	STK2125	580p	STK5500	450p	STR55041	550p	TA8787	35p	TDA2003	65p	TDA3647	500p	TDA8230	400p
M5484A	500p	STK2125	580p	STK5500	450p	STR55041	550p	TA8788	35p	TDA2003	65p	TDA3648	500p	TDA8231	400p
M5484A	500p	STK2125	580p	STK5500	450p	STR55041	550p	TA8789	35p	TDA2003	65p	TDA3649	500p	TDA8232	400p
M5484A	500p	STK2125	580p	STK5500	450p	STR55041	550p	TA8790	35p	TDA2003	65p	TDA3650	500p	TDA8233	400p
M5484A	500p	STK2125	580p	STK5500	450p	STR55041	550p	TA8791	35p	TDA2003	65p	TDA3651	500p	TDA8234	400p
M5484A	500p	STK2125	580p	STK5500	450p	STR55041	550p	TA8792	35p	TDA2003	65p	TDA3652	500p	TDA8235	400p
M5484A	500p	STK2125	580p	STK5500	450p	STR55041	550p	TA8793	35p	TDA2003	65p	TDA3653	500p	TDA8236	400p
M5484A	500p	STK2125	580p	STK5500	450p	STR55041	550p	TA8794	35p	TDA2003	65p	TDA3654	500p	TDA8237	400p
M5484A	500p	STK2125	580p	STK5500	450p	STR55041	550p	TA8795	35p	TDA2003	65p	TDA3655	500p	TDA8238	400p
M5484A	500p	STK2125	580p	STK5500	450p	STR55041	550p	TA8796	35p	TDA2003	65p	TDA3656	500p	TDA8239	400p
M5484A	500p	STK2125	580p	STK5500	450p	STR55041	550p	TA8797	35p	TDA2003	65p	TDA3657	500p	TDA8240	400p
M5484A	500p	STK2125	580p	STK5500	450p	STR55041	550p	TA8798	35p	TDA2003	65p	TDA3658	500p	TDA8241	400p
M5484A	500p	STK2125	580p	STK5500	450p	STR55041	550p	TA8799	35p	TDA2003	65p	TDA3659	500p	TDA8242	400p
M5484A	500p	STK2125	580p	STK5500	450p	STR55041	550p	TA8800	35p	TDA2003	65p	TDA3660	500p	TDA8243	400p
M5484A	500p	STK2125	580p	STK5500	450p	STR55041	550p	TA8801	35p	TDA2003	65p	TDA3661	500p	TDA8244	400p
M5484A	500p	STK2125	580p	STK550											









# VCR BELT KITS / REPLACEMENT VIDEO LAMPS

Model	Price	Model	Price	Model	Price	Model	Price
HRD520, 600, 620, 637, 641, 650, 830	95p	VR6010, VR9010	70p	<b>Models &amp; Description</b>	<b>Order Code</b>	<b>Price</b>	
HRD540, 550, 580, 660, 660, 960,	130p	VR8020, VR8022, VR8023, VR8028,	75p	UNIVERSAL VIDEO LAMP 9V	VL01	25p	<b>ON/OFF MAIN SWITCHES</b>
HRSS800		VR7730	75p	80mV (310mm WIRES)			
<b>KENWOOD</b>		VR6024	90p	PANASONIC VIDEO LAMPS	VL02	35p	GRUNDIG PART NO: USED ON:  29703, 29102 C7500, C7500TT, C8500, C8502, C8712, C8714, C8894, M68-190, M68-190/99, M70-195, F40-345, ST66-1602, T55-340, V7722
KV901	70p	VR8520, VR8540, VR8560	130p	SHARP VIDEO LAMPS	VL02	35p	
KV903	90p	VR8710, VR8720, VR8735, VR8720	160p	HITACHI 5381682 (VT63, VT64)	VL04	135p	ITT PART NO: USED ON:  1317074 CP0200, 0211F, 0323, 0323/1, 0341/14, 0345F, 0351/1, 0361, 0361/1, 9350, CT0500, 0500/1/T, 0500T
<b>LOEWE</b>		VR6760, VR6730, VR6775, VR6780		A/VA, AKAI, ALBA, AMSTRAD, BLAUPUNKT, FERGUSON, FIDELITY, FISHER, FUJITSU, FUNAI, G.E.C., GOLDSTAR, GRANADA, GRUNDIG, HINARI, HITACHI, ITT, JVC (HRC SERIES), MATSUI, MITSUBISHI, NEC, ORION, NATIONAL, PHILIPS, SAISHO, SALORA, SAMSUNG, SANYO, SHARP, SIEMEN, SONY, TELEFUNKEN, THOMSON, TOSHIBA	VI 05	150p	PRICE: £2.25
OC11, OC40	95p	<b>SAISHO</b>		<b>AKAI, GRANADA (VHSTJ2), HITACHI (VT3000), ITT (VR3912, VRC3833), JVC (HR2200, 3300, 3330, 3660), MITSUBISHI (HS200), TELEFUNKEN (VR510, 519, 610), THOMSON (VK300, 305, 306, 3301), FERGUSON (3V00, 16, 22, 24, 3292, 8900, 8901, 8902, 8903, 8909, 8912, 8922, 8925)</b>	VL06	40p	PRICE: £3.00 PART NO: USED ON:  LFC 005 CVC40
OC140, OC420, OC440, OC460	130p	VR2000, VHL3	90p	<b>BLAUPUNKT, ORION (VH1, 2A), NATIONAL (NV200, 2010, 3000, 7000, 8150, 8200, 8400, 8600, 8610, 8620), SHARP (VC2300, 2600, 6200, 6300, 7300, 7700, 8000, 8300)</b>	VL02	40p	PRICE: £2.75 PART NO: USED ON:  (POWER SWITCH + REMOTE SWITCH) KV1612 MK1, KV1612 MK2, KV1614, KV2052, KV2056, KV2062, KV2068, KV2212, KV2216, KV2252, KV2256, KV2704, KV2705, KV2706, KV2752PE3, KX20PS1, KX20PS2, KX27PS1
OC50, OC55, OC80, OC65, OC70, OC75	120p	VR3800	75p	<b>AKAI (VS10), GRANADA (VHSXJ3), ITT (VR3993, 3994), JVC (HR2650, 7600, 7610, 7650, 7655), TELEFUNKEN (VR530, 535, 539, 550, 630, 650), THOMSON (V309, 316, 357, VK309, 411, TX8000), FERGUSON (3V31, 8941, 8942)</b>	VL06	40p	PRICE: £2.00 PART NO: USED ON:  MATSUI-2190, SAISHO- PST2130TX
<b>LOGIK</b>		<b>SALORA</b>		<b>GRANADA (VHSTJ2), HITACHI (VT3000), ITT (VR3912, VRC3833), JVC (HR2200, 3300, 3330, 3660), MITSUBISHI (HS200), TELEFUNKEN (VR510, 519, 610), THOMSON (VK300, 305, 306, 3301), FERGUSON (3V00, 16, 22, 24, 3292, 8900, 8901, 8902, 8903, 8909, 8912, 8922, 8925)</b>	VL07	40p	PRICE: £0.40 PART NO: USED ON:  (POWER SWITCH 26mm) KV1400, KV1440, KV2040, KV2060
VR955	180p	SV6500	100p	<b>GRANADA (VHSTJ2), HITACHI (VT3000), ITT (VR3912, VRC3833), JVC (HR2200, 3300, 3330, 3660), MITSUBISHI (HS200), TELEFUNKEN (VR510, 519, 610), THOMSON (VK300, 305, 306, 3301), FERGUSON (3V00, 16, 22, 24, 3292, 8900, 8901, 8902, 8903, 8909, 8912, 8922, 8925)</b>	VL02	40p	PRICE: £2.00 PART NO: USED ON:  PHILIPS USED ON:  K30, K35, K40, KT3, KT4
<b>LUXOR</b>		SV6600	150p	<b>GRANADA (VHSTJ2), HITACHI (VT3000), ITT (VR3912, VRC3833), JVC (HR2200, 3300, 3330, 3660), MITSUBISHI (HS200), TELEFUNKEN (VR510, 519, 610), THOMSON (VK300, 305, 306, 3301), FERGUSON (3V00, 16, 22, 24, 3292, 8900, 8901, 8902, 8903, 8909, 8912, 8922, 8925)</b>	VL02	40p	PRICE: £0.95 USED ON:  SONY PART NO: USED ON:  (POWER SWITCH + REMOTE SWITCH) KV1612 MK1, KV1612 MK2, KV1614, KV2052, KV2056, KV2062, KV2068, KV2212, KV2216, KV2252, KV2256, KV2704, KV2705, KV2706, KV2752PE3, KX20PS1, KX20PS2, KX27PS1
9245, 9251	130p	SV6800	120p	<b>GRANADA (VHSTJ2), HITACHI (VT3000), ITT (VR3912, VRC3833), JVC (HR2200, 3300, 3330, 3660), MITSUBISHI (HS200), TELEFUNKEN (VR510, 519, 610), THOMSON (VK300, 305, 306, 3301), FERGUSON (3V00, 16, 22, 24, 3292, 8900, 8901, 8902, 8903, 8909, 8912, 8922, 8925)</b>	VL02	40p	PRICE: £3.00 PART NO: USED ON:  (POWER SWITCH 21mm + REMOTE SWITCH) KV2022, KV2024
9252	140p	SV7100	60p	<b>GRANADA (VHSTJ2), HITACHI (VT3000), ITT (VR3912, VRC3833), JVC (HR2200, 3300, 3330, 3660), MITSUBISHI (HS200), TELEFUNKEN (VR510, 519, 610), THOMSON (VK300, 305, 306, 3301), FERGUSON (3V00, 16, 22, 24, 3292, 8900, 8901, 8902, 8903, 8909, 8912, 8922, 8925)</b>	VL02	40p	PRICE: £3.00 PART NO: USED ON:  (POWER SWITCH) KV1810 MK1, KV1810 MK2, KV1820, KV1822, KV2000 MK1
9254	100p	SV8500, SV8520, SV9500	150p	<b>GRANADA (VHSTJ2), HITACHI (VT3000), ITT (VR3912, VRC3833), JVC (HR2200, 3300, 3330, 3660), MITSUBISHI (HS200), TELEFUNKEN (VR510, 519, 610), THOMSON (VK300, 305, 306, 3301), FERGUSON (3V00, 16, 22, 24, 3292, 8900, 8901, 8902, 8903, 8909, 8912, 8922, 8925)</b>	VL02	40p	PRICE: £8.00 PART NO: USED ON:  (POWER SWITCH 26mm) KV1400, KV1440, KV2040, KV2060
9255	130p	SV7400, SV8400, SV8420, SV8550	120p	<b>GRANADA (VHSTJ2), HITACHI (VT3000), ITT (VR3912, VRC3833), JVC (HR2200, 3300, 3330, 3660), MITSUBISHI (HS200), TELEFUNKEN (VR510, 519, 610), THOMSON (VK300, 305, 306, 3301), FERGUSON (3V00, 16, 22, 24, 3292, 8900, 8901, 8902, 8903, 8909, 8912, 8922, 8925)</b>	VL02	40p	PRICE: £2.00 PART NO: USED ON:  (POWER SWITCH 21mm + REMOTE SWITCH) KV2020
9256	100p	SV6700, SV8710, SV8750, SV9700	120p	<b>GRANADA (VHSTJ2), HITACHI (VT3000), ITT (VR3912, VRC3833), JVC (HR2200, 3300, 3330, 3660), MITSUBISHI (HS200), TELEFUNKEN (VR510, 519, 610), THOMSON (VK300, 305, 306, 3301), FERGUSON (3V00, 16, 22, 24, 3292, 8900, 8901, 8902, 8903, 8909, 8912, 8922, 8925)</b>	VL02	40p	PRICE: £2.00 PART NO: USED ON:  2 PIN (FUNCTION SWITCH) KV1612 MK1, KV1612 MK2, KV2052, KV2056, KV2212, KV2216, KV2252, KV2256, KV2704, KV2705, KV2706, KV2752PE3, KV2756PE3
9270, 9271, 9273, 9274	130p	SV6800, 6900, 8810, 8820, 8870, 8910, 8920, 8970	96p	<b>GRANADA (VHSTJ2), HITACHI (VT3000), ITT (VR3912, VRC3833), JVC (HR2200, 3300, 3330, 3660), MITSUBISHI (HS200), TELEFUNKEN (VR510, 519, 610), THOMSON (VK300, 305, 306, 3301), FERGUSON (3V00, 16, 22, 24, 3292, 8900, 8901, 8902, 8903, 8909, 8912, 8922, 8925)</b>	VL02	40p	PRICE: £0.40 PART NO: USED ON:  (4 PIN FUNCTION SWITCH) VARIOUS
9272, 9280	140p	SV9500, 8620, 8700, 8720, 8830, 9600, 9810	130p	<b>GRANADA (VHSTJ2), HITACHI (VT3000), ITT (VR3912, VRC3833), JVC (HR2200, 3300, 3330, 3660), MITSUBISHI (HS200), TELEFUNKEN (VR510, 519, 610), THOMSON (VK300, 305, 306, 3301), FERGUSON (3V00, 16, 22, 24, 3292, 8900, 8901, 8902, 8903, 8909, 8912, 8922, 8925)</b>	VL02	40p	PRICE: £0.50
9281, 9284, 9285, 9292, VR3701, 3721, 3731, 3761, 3781	95p	<b>SAMSUNG</b>		<b>GRANADA (VHSTJ2), HITACHI (VT3000), ITT (VR3912, VRC3833), JVC (HR2200, 3300, 3330, 3660), MITSUBISHI (HS200), TELEFUNKEN (VR510, 519, 610), THOMSON (VK300, 305, 306, 3301), FERGUSON (3V00, 16, 22, 24, 3292, 8900, 8901, 8902, 8903, 8909, 8912, 8922, 8925)</b>	VL02	40p	
<b>MATSUI</b>		SV7110, V1621, V1621, V1626, VX616, VX617, VX619, VX626, VX627, VX629	85p	<b>GRANADA (VHSTJ2), HITACHI (VT3000), ITT (VR3912, VRC3833), JVC (HR2200, 3300, 3330, 3660), MITSUBISHI (HS200), TELEFUNKEN (VR510, 519, 610), THOMSON (VK300, 305, 306, 3301), FERGUSON (3V00, 16, 22, 24, 3292, 8900, 8901, 8902, 8903, 8909, 8912, 8922, 8925)</b>	VL02	40p	
VX850	75p	VB520, 510, 610, 616, 617, 618, 620, 626, 627, 629, V1510, 520, 611, 616, 621, 626, VX610, 520	100	<b>GRANADA (VHSTJ2), HITACHI (VT3000), ITT (VR3912, VRC3833), JVC (HR2200, 3300, 3330, 3660), MITSUBISHI (HS200), TELEFUNKEN (VR510, 519, 610), THOMSON (VK300, 305, 306, 3301), FERGUSON (3V00, 16, 22, 24, 3292, 8900, 8901, 8902, 8903, 8909, 8912, 8922, 8925)</b>	VL02	40p	
<b>MITSUBISHI</b>		VB900, VB910, V1900, V1910, PX960, 981, 982, SE9001, SV9001, SVX307, 319, 322, VB770, 8220, 8225, V1770, 790, 8220, 8225, VK8220, VPX31, VPC750, VPC790, 8220, 8225	135p	<b>GRANADA (VHSTJ2), HITACHI (VT3000), ITT (VR3912, VRC3833), JVC (HR2200, 3300, 3330, 3660), MITSUBISHI (HS200), TELEFUNKEN (VR510, 519, 610), THOMSON (VK300, 305, 306, 3301), FERGUSON (3V00, 16, 22, 24, 3292, 8900, 8901, 8902, 8903, 8909, 8912, 8922, 8925)</b>	VL02	40p	
HS200	200p	SVX301, 303, 306, SX7301, VB710, 971, V1730, 710, VX712, VX720, 730, 970, 971, 972	230p	<b>GRANADA (VHSTJ2), HITACHI (VT3000), ITT (VR3912, VRC3833), JVC (HR2200, 3300, 3330, 3660), MITSUBISHI (HS200), TELEFUNKEN (VR510, 519, 610), THOMSON (VK300, 305, 306, 3301), FERGUSON (3V00, 16, 22, 24, 3292, 8900, 8901, 8902, 8903, 8909, 8912, 8922, 8925)</b>	VL02	40p	
HS300, 301, 302, 307, 310, 337, 338, 347, 349, 411, 412, 421, HSB10, 20, 30, HSE10, 20, 30, 70	150p	VX3880	110p	<b>GRANADA (VHSTJ2), HITACHI (VT3000), ITT (VR3912, VRC3833), JVC (HR2200, 3300, 3330, 3660), MITSUBISHI (HS200), TELEFUNKEN (VR510, 519, 610), THOMSON (VK300, 305, 306, 3301), FERGUSON (3V00, 16, 22, 24, 3292, 8900, 8901, 8902, 8903, 8909, 8912, 8922, 8925)</b>	VL02	40p	
HS303, HS304, HS306, HS307, HS330, HS400, HS700	150p	<b>SANYO</b>		<b>GRANADA (VHSTJ2), HITACHI (VT3000), ITT (VR3912, VRC3833), JVC (HR2200, 3300, 3330, 3660), MITSUBISHI (HS200), TELEFUNKEN (VR510, 519, 610), THOMSON (VK300, 305, 306, 3301), FERGUSON (3V00, 16, 22, 24, 3292, 8900, 8901, 8902, 8903, 8909, 8912, 8922, 8925)</b>	VL02	40p	
HS319, HS319, HS410	130p	VTC5000, 5150, 6000, 6500, VTCM10, 11, 20, 21, 30, 31, 50	75p	<b>GRANADA (VHSTJ2), HITACHI (VT3000), ITT (VR3912, VRC3833), JVC (HR2200, 3300, 3330, 3660), MITSUBISHI (HS200), TELEFUNKEN (VR510, 519, 610), THOMSON (VK300, 305, 306, 3301), FERGUSON (3V00, 16, 22, 24, 3292, 8900, 8901, 8902, 8903, 8909, 8912, 8922, 8925)</b>	VL02	40p	
<b>N.E.C.</b>		VTC3500, VTC3550, VTC5400, VPR5800	100p	<b>GRANADA (VHSTJ2), HITACHI (VT3000), ITT (VR3912, VRC3833), JVC (HR2200, 3300, 3330, 3660), MITSUBISHI (HS200), TELEFUNKEN (VR510, 519, 610), THOMSON (VK300, 305, 306, 3301), FERGUSON (3V00, 16, 22, 24, 3292, 8900, 8901, 8902, 8903, 8909, 8912, 8922, 8925)</b>	VL02	40p	
N830, N831, N832, N833	100p	VTC5500	96p	<b>GRANADA (VHSTJ2), HITACHI (VT3000), ITT (VR3912, VRC3833), JVC (HR2200, 3300, 3330, 3660), MITSUBISHI (HS200), TELEFUNKEN (VR510, 519, 610), THOMSON (VK300, 305, 306, 3301), FERGUSON (3V00, 16, 22, 24, 3292, 8900, 8901, 8902, 8903, 8909, 8912, 8922, 8925)</b>	VL02	40p	
N895	80p	VTC9100, VTC9300	220p	<b>GRANADA (VHSTJ2), HITACHI (VT3000), ITT (VR3912, VRC3833), JVC (HR2200, 3300, 3330, 3660), MITSUBISHI (HS200), TELEFUNKEN (VR510, 519, 610), THOMSON (VK300, 305, 306, 3301), FERGUSON (3V00, 16, 22, 24, 3292, 8900, 8901, 8902, 8903, 8909, 8912, 8922, 8925)</b>	VL02	40p	
PVC2300, PVC2400	180p	VTC1100, 1300, 1500, 1100, 1150, 1200, 1300, 1500	90p	<b>GRANADA (VHSTJ2), HITACHI (VT3000), ITT (VR3912, VRC3833), JVC (HR2200, 3300, 3330, 3660), MITSUBISHI (HS200), TELEFUNKEN (VR510, 519, 610), THOMSON (VK300, 305, 306, 3301), FERGUSON (3V00, 16, 22, 24, 3292, 8900, 8901, 8902, 8903, 8909, 8912, 8922, 8925)</b>	VL02	40p	
DX1000, 1500, 2000, 3000, N9012, 9013, 9014, 9016, 9033, 9034, 9053, 9064, 9065, 9066, 9110, 9120, 9510, 9520, 9530, 9810	95p	VHR2100, VHR2300, VHR2500, VHR2700	150p	<b>GRANADA (VHSTJ2), HITACHI (VT3000), ITT (VR3912, VRC3833), JVC (HR2200, 3300, 3330, 3660), MITSUBISHI (HS200), TELEFUNKEN (VR510, 519, 610), THOMSON (VK300, 305, 306, 3301), FERGUSON (3V00, 16, 22, 24, 3292, 8900, 8901, 8902, 8903, 8909, 8912, 8922, 8925)</b>	VL02	40p	
<b>NATIONAL PANASONIC</b>		VHR3100, 3300, 3310, 3400, 3700, 3800, VHRD500, 700	110p	<b>GRANADA (VHSTJ2), HITACHI (VT3000), ITT (VR3912, VRC3833), JVC (HR2200, 3300, 3330, 3660), MITSUBISHI (HS200), TELEFUNKEN (VR510, 519, 610), THOMSON (VK300, 305, 306, 3301), FERGUSON (3V00, 16, 22, 24, 3292, 8900, 8901, 8902, 8903, 8909, 8912, 8922, 8925)</b>	VL02	40p	
NV300, NV332, NV333, NV340, NV366	125p	VHR4100, 4150, 4200, 4300, 4350, 4770, 519, 5200, 5300, 5350, 5700, 7100, 7200, 7500, 7530, 7540, 7800, 7810, 8100, 8200, 8350, 8500, VHRD4400, 4410, 4500, 4600, 4610, 4710, 4890, 6700	90p	<b>GRANADA (VHSTJ2), HITACHI (VT3000), ITT (VR3912, VRC3833), JVC (HR2200, 3300, 3330, 3660), MITSUBISHI (HS200), TELEFUNKEN (VR510, 519, 610), THOMSON (VK300, 305, 306, 3301), FERGUSON (3V00, 16, 22, 24, 3292, 8900, 8901, 8902, 8903, 8909, 8912, 8922, 8925)</b>	VL02	40p	
NV777, NV788	100p	<b>SHARP</b>		<b>GRANADA (VHSTJ2), HITACHI (VT3000), ITT (VR3912, VRC3833), JVC (HR2200, 3300, 3330, 3660), MITSUBISHI (HS200), TELEFUNKEN (VR510, 519, 610), THOMSON (VK300, 305, 306, 3301), FERGUSON (3V00, 16, 22, 24, 3292, 8900, 8901, 8902, 8903, 8909, 8912, 8922, 8925)</b>	VL02	40p	
NV2000, NV2010, NV3000	100p	VC2000, 384, 385, 386, 388, 390, 9300, 9500, 9700	100p	<b>GRANADA (VHSTJ2), HITACHI (VT3000), ITT (VR3912, VRC3833), JVC (HR2200, 3300, 3330, 3660), MITSUBISHI (HS200), TELEFUNKEN (VR510, 519, 610), THOMSON (VK300, 305, 306, 3301), FERGUSON (3V00, 16, 22, 24, 3292, 8900, 8901, 8902, 8903, 8909, 8912, 8922, 8925)</b>	VL02	40p	
NV7000, NV7200, NV7800	95p	VC7300, VC7700, VC7750, VC7800, VC8000	150p	<b>GRANADA (VHSTJ2), HITACHI (VT3000), ITT (VR3912, VRC3833), JVC (HR2200, 3300, 3330, 3660), MITSUBISHI (HS200), TELEFUNKEN (VR510, 519, 610), THOMSON (VK300, 305, 306, 3301), FERGUSON (3V00, 16, 22, 24, 3292, 8900, 8901, 8902, 8903, 8909, 8912, 8922, 8925)</b>	VL02	40p	
NV8600, NV8610, NV8620	145p	VC8300	150p	<b>GRANADA (VHSTJ2), HITACHI (VT3000), ITT (VR3912, VRC3833), JVC (HR2200, 3300, 3330, 3660), MITSUBISHI (HS200), TELEFUNKEN (VR510, 519, 610), THOMSON (VK300, 305, 306, 3301), FERGUSON (3V00, 16, 22, 24, 3292, 8900, 8901, 8902, 8903, 8909, 8912, 8922, 8925)</b>	VL02	40p	
NV230, 250, 280, 430, 431, 433, 450, 460, 465, 470, 730, 770, 810, 870, 880, AG1000, 1050	125p	VC9300, 387, 471, 473, 481, 482, 483, 486, 488, 496, 8481	80p	<b>GRANADA (VHSTJ2), HITACHI (VT3000), ITT (VR3912, VRC3833), JVC (HR2200, 3300, 3330, 3660), MITSUBISHI (HS200), TELEFUNKEN (VR510, 519, 610), THOMSON (VK300, 305, 306, 3301), FERGUSON (3V00, 16, 22, 24,</b>			

**VIDEO SERVICE KITS**

**VIDEO SERVICE KITS (Cont.)**

**VIDEO SERVICE KITS (Cont.)**

**AMSTRAD**  
VCR700  
Contents  
BELT SET, PINCH ROLLER, REEL IDLER, VIDEO LAMP  
Order Code: SK41 **£5.50**

**FERGUSON & JVC**  
3V42/43  
HRD455/HRD725  
Contents  
BELT SET, PINCH ROLLER, CLUTCH MECHANISM, TENSION BAND  
Order Code: SK37 **£16.00**  
Economy Kit Contents  
BELT SET, PINCH ROLLER, SUPPLY CLUTCH, TAKE UP CLUTCH  
Order Code: SK38 **£9.00**

3V58/59/64/65  
HRD170/180/210/230/300/320/370/400/430/530/700/750  
HR55000  
Contents  
BELT SET, PINCH ROLLER, IDLER ARM, TENSION BAND  
Order Code: SK44 **£7.00**

3V29/3V30  
HR7200/7300/7350  
Contents  
BELT SET, PINCH ROLLER, TENSION BAND, IDLER TYRES  
Order Code: SK05 **£5.00**

3V35/36/38/39/49  
HRD110/111/120/225  
Contents  
BELT SET, PINCH ROLLER, TENSION BAND, IDLER TYRES  
Order Code: SK04 **£5.00**

3V31/3V42  
HR7600/7610/7650/7655  
Contents  
BELT SET, TU REEL TABLE TYRE, PINCH ROLLER, REEL IDLER, TU CLUTCH, TU IDLER, TENSION BAND, VIDEO LAMP  
Order Code: SK33 **£11.00**  
Economy Kit Contents  
BELT SET, TU REEL TABLE TYRE, PINCH ROLLER, REEL IDLER TYRE, TU IDLER TYRE, TU CLUTCH  
Order Code: SK34 **£5.00**

3V35/36/38/39/49  
HRD110/111/120/121/225  
Contents  
BELT SET, TU REEL TABLE TYRE, SUPPLY REEL TABLE TYRE, PINCH ROLLER, TU CLUTCH, TU IDLER, REEL IDLER, TENSION BAND  
Order Code: SK35 **£10.00**  
Economy Kit Contents  
BELT SET, TU REEL TABLE TYRE, SUPPLY REEL TABLE TYRE, PINCH ROLLER, TU CLUTCH, TU IDLER TYRE, REEL IDLER TYRE  
Order Code: SK36 **£5.50**

3V29/3V30  
HR7200/7300/7350  
Contents  
BELT SET, TU REEL TABLE TYRE, SUPPLY REEL TABLE TYRE, PINCH ROLLER, REEL IDLER, TU CLUTCH, TU IDLER, TENSION BAND, VIDEO LAMP  
Order Code: SK31 **£10.00**  
Economy Kit Contents  
BELT SET, TU REEL IDLER TYRE, SUPPLY REEL TABLE TYRE, PINCH ROLLER, REEL IDLER TYRE, TU IDLER TYRE, TU CLUTCH  
Order Code: SK32 **£5.00**

3V44/45/48/53/54/55/57  
HRP50/HRD140/150/158/160  
HRD250/257/565/566/755  
Contents  
BELT SET, PINCH ROLLER, CLUTCH MECHANISM, TENSION BAND  
Order Code: SK39 **£15.00**  
Economy Kit Contents  
BELT SET, PINCH ROLLER  
Order Code: SK40 **£9.50**

**FISHER**  
FVHP905/906/907/908/910/911/916/918  
Contents  
BELT SET, PINCH ROLLER, IDLER, GEAR, IDLER UNIT, TENSION BAND  
Order Code: SK57 **£13.00**  
Economy Kit Contents  
BELT SET, PINCH ROLLER, IDLER TYRE  
Order Code: SK58 **£5.00**

FVHP615/616/620/622/710/711/715/716/720/721/722/725/730/830/840  
Contents  
BELT SET, PINCH ROLLER, IDLER, GEAR, IDLER UNIT, TENSION BAND  
Order Code: SK68 **£11.00**  
Economy Kit Contents  
BELT SET, PINCH ROLLER, IDLER TYRE  
Order Code: SK69 **£3.00**

**HITACHI**  
VT11/VT33  
Contents  
BELT SET, PINCH ROLLER, TENSION BAND, IDLER TYRES  
Order Code: SK08 **£5.00**

VT11/VT33  
Contents  
BELT SET, TU REEL TABLE TYRE, SUPPLY REEL TABLE TYRE, PINCH ROLLER, FF/REW IDLER, CLUTCH PLATE, TENSION BAND  
Order Code: SK45 **£13.00**  
Economy Kit Contents  
BELT SET, PINCH ROLLER, FF/REW IDLER TYRE, TU REEL TABLE TYRE, SUPPLY REEL TABLE TYRE  
Order Code: SK46 **£3.75**

VT52/61/62/63/64/65/85/86/640  
Contents  
BELT SET, PINCH ROLLER, FF/REW ARM, CLUTCH PLATE, TENSION BAND  
Order Code: SK49 **£14.00**  
Economy Kit Contents  
BELT SET, PINCH ROLLER, FF/REW IDLER  
Order Code: SK50 **£3.00**

VT400/405/410/13/14/15/18/420/25/26/28/430/31/35/48/450/498/510/520/25/26/530/35/36/540/545/46/48/570/575/576/580/85/88  
Contents  
TIMING BELT, PINCH ROLLER, FF/REW ARM, CLUTCH BASE, TENSION BAND  
Order Code: SK52 **£9.75**

VT100/110/111/113/115/118/120/125/128/130/135/138/145/150/175/220/225/250/255/258/260/VTL30  
Contents  
BELT SET, PINCH ROLLER, FF/REW ARM, CLUTCH PLATE, TENSION BAND  
Order Code: SK51 **£14.00**

**PANASONIC**  
NV2000/NV2010  
Contents  
BELT SET, PINCH ROLLER, TENSION BAND, IDLER TYRES  
Order Code: SK03 **£5.00**  
NV7000/NV7200/NV7800  
Contents  
BELT SET, PINCH ROLLER, TENSION BAND, IDLER TYRES  
Order Code: SK02 **£5.00**

NV300/NV330/NV333/NV340/NV366  
Contents  
BELT SET, PINCH ROLLER, TENSION BAND, IDLER TYRE  
Order Code: SK01 **£5.00**

NV2000/NV2010  
Contents  
BELT SET, PINCH ROLLER, FF IDLER, PLAY IDLER, TENSION BAND, VIDEO LAMP  
Order Code: SK13 **£6.00**  
Economy Kit Contents  
BELT SET, PINCH ROLLER, IDLER TYRE, PULLEY TYRE  
Order Code: SK14 **£3.50**

NV7000/NV7200/NV7800  
Contents  
BELT SET, PINCH ROLLER, IDLER UNIT, PLAY IDLER, TENSION BAND  
Order Code: SK11 **£8.50**  
Economy Kit Contents  
BELT SET, PINCH ROLLER, IDLER TYRE, CLUTCH TYRE  
Order Code: SK12 **£3.25**

NV300/NV330/NV333/NV340/NV366  
Contents  
BELT SET, PINCH ROLLER, IDLER UNIT, PLAY IDLER, TENSION BAND  
Order Code: SK15 **£7.00**  
Economy Kit Contents  
BELT SET, PINCH ROLLER, IDLER TYRE, PLAY IDLER TYRE  
Order Code: SK16 **£3.25**

NVG7/NVG9/NVG10/NVG11/NVG12/NVG14/NVG15/NVG16/NVG18/NVG30/NVG120/NVG130/NVG400/NH65 (PK/ACY/AG1810 (PK)  
Contents  
LOADING BELT, CAPSTAN BELT, PINCH ROLLER, IDLER TENSION BAND  
Order Code: SK27 **£6.00**  
Economy Kit Contents  
LOADING BELT, CAPSTAN BELT, PINCH ROLLER, IDLER TYRE  
Order Code: SK28 **£3.00**

NV332  
Contents  
BELT SET, PINCH ROLLER, PLAY IDLER, FF/REW IDLER, TENSION BAND, FF/REW TYRE  
Order Code: SK29 **£12.00**  
Economy Kit Contents  
BELT SET, PINCH ROLLER, PLAY IDLER TYRE, FF/REW IDLER TYRE  
Order Code: SK30 **£5.10**

NV230/250/260/280/430/450/460/470/650/810/890/AG1200/PK/AG1500/PK  
Contents  
BELT SET, PINCH ROLLER, IDLER, TENSION BAND  
Order Code: SK23 **£6.00**  
Economy Kit Contents  
BELT SET, PINCH ROLLER, IDLER TYRE  
Order Code: SK24 **£3.25**

NV600/NV698  
Contents  
BELT SET, PINCH ROLLER, PLAY IDLER, FF/REW IDLER, TENSION BAND  
Order Code: SK25 **£12.00**  
Economy Kit Contents  
BELT SET, PINCH ROLLER, PLAY IDLER TYRE, FF/REW IDLER TYRE  
Order Code: SK26 **£6.00**

NV730/NV770  
Contents  
SLOT IN BELT, LOADING BELT, PINCH ROLLER, IDLER UNIT, TENSION BAND  
Order Code: SK19 **£5.00**  
Economy Kit Contents  
SLOT IN BELT, LOADING BELT, PINCH ROLLER, IDLER TYRE  
Order Code: SK20 **£3.00**

NV370/NV380/460/630/780/830/850/AG2100/PK/AG2200/PK  
Contents  
BELT SET, PINCH ROLLER, IDLER, TENSION BAND  
Order Code: SK21 **£5.00**  
Economy Kit Contents  
BELT SET, PINCH ROLLER, IDLER TYRE  
Order Code: SK22 **£2.75**

NV777/NV788  
Contents  
BELT SET, PINCH ROLLER, IDLER UNIT, TENSION BAND  
Order Code: SK17 **£6.00**  
Economy Kit Contents  
BELT SET, PINCH ROLLER, IDLER TYRE  
Order Code: SK18 **£4.00**

**SHARP**  
VC381  
Contents  
BELT SET, PINCH ROLLER, REEL IDLER, TENSION BAND, VIDEO LAMP  
Order Code: SK47 **£9.00**  
Economy Kit Contents  
BELT SET, PINCH ROLLER, REEL IDLER TYRE  
Order Code: SK48 **£3.25**

VC500/VC571/VC581/VC582/VC583/VC584/VC5F3  
Contents  
BELT SET, PINCH ROLLER, REEL IDLER, TENSION BAND  
Order Code: SK60 **£9.50**  
Economy Kit Contents  
BELT SET, PINCH ROLLER, REEL IDLER  
Order Code: SK61 **£5.00**

VC781/VC7810/VC7822/VC785/VC786/VC793/VC800/VC100/VC102/VC104/VC104/VC202  
Contents  
BELT SET, PINCH ROLLER, REEL DRIVE UNIT, TENSION BAND  
Order Code: SK64 **£13.50**  
Economy Kit Contents  
BELT SET, PINCH ROLLER, REEL DRIVE UNIT TYRE  
Order Code: SK65 **£3.75**

VC681/VC682/VC684/VC685/VC693/VC699/VC6F3/VC700  
Contents  
BELT SET, PINCH ROLLER, REEL DRIVE UNIT, TENSION BAND  
Order Code: SK62 **£13.50**  
Economy Kit Contents  
BELT SET, PINCH ROLLER, REEL DRIVE UNIT TYRE  
Order Code: SK63 **£5.00**

**FOR MORE DETAILS OF OVER 500 TYPES OF SERVICE KITS... PLEASE RING US!**

**BACKUP BATTERIES**

**REPLACEMENT PHILIPS NI-CAD BACKUP BATTERIES**  
Replaces Ferguson Part No: 00E6-067-001, used on TX10, LZV 150p  
Replaces Philips Part No's: 138-10138, 138-10313, 1.2V - 90mAh 100p  
Replaces Philips Part No's: 138-10229, 2.4V - 90mAh 180p

**REPLACEMENT FERGUSON NI-CAD BACKUP BATTERIES**  
Replaces Ferguson Part Nos: 00E6-066-001, 2.4V  
Used on: 3V35, 3V56, 3V58, 3V65 200p

**REPLACEMENT LINE OUTPUT TRANSFORMERS**

Description	Price	Order Code
HITACHI 2433752	1500p	LOT01
ORION 3714002	1500p	LOT02
FIDELITY ZX300	1500p	LOT03
FE TX100 90 DEG	1500p	LOT04
SABA 490007182	1500p	LOT05
FE TX90 WHITE	1650p	LOT06
ITT D30737 EQ	1650p	LOT07
BLAUPUNKT 210	1600p	LOT08
GRUNDIG 2922010	1600p	LOT09
ITT CVC800/1/3	1500p	LOT10
ITT D21837 EQ	1600p	LOT11
NORMENDE 5255	1600p	LOT12
SABA 81000 200	1600p	LOT13
SALORA T236 EO	1650p	LOT14
SABA 811-50-24	1600p	LOT15
SABA 770223500	1600p	LOT16
TELEFUNKEN AT1	1450p	LOT17
TELEFUNKEN EQ	1400p	LOT18
SALORA FM0218B	1600p	LOT19
NORMENDE 5255	1600p	LOT20
ITT CVC 1150/1	1500p	LOT21
ITT COMPACT 80	1500p	LOT22
FE TX100 GREEN	1450p	LOT23
HINARI CT4/5 5113	1500p	LOT24
SELECO 6320410	1600p	LOT25
BLAUPUNKT 8667	1600p	LOT26
ITT COMPACT B1	1450p	LOT27
ITT CT3326 MUL	1500p	LOT28
ITT D066/37 EQ	1600p	LOT29
ITT 3546 EQ	1500p	LOT30
LUXOR 5810110	1600p	LOT31
SABA 849380920	1600p	LOT32
HITACHI 2434141 CP	1450p	LOT33
FE TX100 110 D	1700p	LOT34
HANTAREX 28021	1600p	LOT35
SHARP C3700 EQ	1600p	LOT36
HITACHI 2432981 CP	1500p	LOT37
FERGUSON 00D3-508-002	1650p	LOT38
Five Chassis TX99 41cm + 51cm Used On: 51K2, 51J8, 51J7, 41H3, 41H3, 41H2, 51K3		
PANASONIC TLF14567F	1850p	LOT39
Used On: TC2043, TC2243, TX300		
PANASONIC TLF14568F	1850p	LOT40
Used On: TX2231, TX2244		
PANASONIC TLF14584F	2350p	LOT41
Used On: TC2210, TC2160, TX1762, TX2112		
TX2112, TX2162, TXC22		
PANASONIC TLF14586F	2350p	LOT42
TC1651, TC2051, TC2061, TC2253, TC2263, TX5500		
HINARI	1600p	LOT43
Used On: CT15		
HITCHI 2434274	1250p	LOT44
CPT2174, CPT2176, CPT2178, 2434274		

We stock line output transformers for over 100 different models. Please ring 0181-900 2329 for more information.

**UNIVERSAL TRIPLER**

Price: £4.00 each

**AMSTRAD MODE KIT**

Price: £2.75 each

**SEE OTHER PAGES FOR MORE GRANDATA BARGAINS**



# REMOTE CONTROLS

Description	Order Code	Price	Description	Order Code	Price
<b>GRUNDIG</b>			<b>PHILIPS (continued)</b>		
TP160E	RC 107	900p	RC38	RC 301	750p
TP200, TP300	RC 380	800p	KT3 TEXT	RC 5301	750p
TP400	RC 401	675p	RC5352	RC 5352	800p
TP590-600	RC 600	850p	RC5375	RC 5375	850p
TP390, TP610	RC 610	850p	RC5 STANDARD	RC 5534	850p
TP621	RC 621	850p	RC5901	RC 5901	850p
TP630, TP650	RC 650	850p	RC5903	RC 5903	700p
TP660	RC 660	850p	<b>SABA</b>		
TP661	RC 661	850p	T6772	RC 149	900p
<b>HITACHI</b>			TC319-320	RC 328	875p
CLE800-CLE830	RC 140M	700p	TC356	RC 356	875p
A617402/655602	RC 192	875p	TC358	RC 358	850p
A512120/230	RC 900	800p	TC360	RC 360	800p
A514790	RC 901	800p	TC365	RC 365	800p
A5088470	RC 902	800p	<b>SALORA</b>		
A518612	RC903	900p	SERIES L	RC 190	875p
SCL002	RC904	850p	86173	RC 882	850p
C2096	RC 905	850p	<b>SANYO</b>		
A511940	RC 906	750p	RC218, RC222, RC228, RC238	RC 140M	700p
655602H	RC 907	800p	JXGE	RC 878	850p
<b>ITT</b>			JXDE	RC 884	850p
IFB13, 14, 15	RC 143	875p	VHR2300	RC 890	850p
FS4	RC 148	850p	RC628	RC 865	900p
RG305	RC 305	675p	<b>SHARP</b>		
RG306	RC 306	825p	G0121CESA, 123CESA, 204, 251	RC 140M	850p
FS91-10/1	RC 307	850p	<b>SIEMENS</b>		
VS5 RUK	RC 308	825p	FC616	RC 130	850p
VS4-1	RC 310	850p	FC631	RC 132	850p
MULTICONTROL (17C20)	RC 311	800p	FC742	RC 164	900p
<b>KORTING</b>			<b>SONY</b>		
18279, 18396, 18460, 18521 SE	RC 108	850p	RM604, RM605, RM606	RC 140	700p
40540 VTS	RC 108	900p	32 CHANNEL	RC 140M	700p
<b>LOEWE</b>			RM613	RC 141	750p
DC11	RC 146	850p	RM632, RM636	RC 160	675p
<b>MATSUI</b>			<b>TATUNG</b>		
010270601	RC 889	850p	FXA	RC 877	850p
VX770	RC 892	850p	RC70	RC 883	750p
<b>METZ</b>			FX70 FASTTEXT	RC 894	850p
JAVA COLOR (6890)	RC 166	850p	<b>TELEFUNKEN</b>		
COLOR (7156)	RC 183	850p	FB632	RC 632 ST	850p
JAVA (7180)	RC 184	850p	FB639	RC 639 ST	850p
<b>MITSUBISHI</b>			<b>THORN/FERGUSON</b>		
939P/03607, 939P/03609	RC 140M	850p	3V35-42	RC 342	650p
<b>NOKIA</b>			3V31-32	RC 344	800p
SATELLITE	RC 550	850p	3V57-58	RC 628	800p
<b>NORDMENDE</b>			TX10 TEXT	RC 732	575p
TC2336	RC 351N	850p	TX10 STEREO TEXT	RC 738	575p
CMC1, TC3519	RC 356	875p	TX9-90-100	RC 740	675p
<b>OCEANIC</b>			3V55, FV11	RC 783	800p
390C9500	RC 339	900p	TX100 FASTTEXT	RC 785	650p
<b>ORION</b>			TX100 STEREO FASTTEXT	RC 789	650p
RC53	RC 892	850p	PROFESSIONAL	RC 790	650p
<b>PANASONIC</b>			<b>TOSHIBA</b>		
EUR51200	RC 200	800p	CT937	RC 950	850p
TC2200	RC 201	850p	CT9117	RC 951	800p
VS00357/NV730	RC 202	875p	201R4B	RC 952	800p
TN01621	RC 203	900p			
<b>PHILCO</b>			<b>UNIVERSAL PROGRAMMABLE REMOTE CONTROL</b>		
CARVEL, CONCORDE, MERCURY, TELESTAR	RC 108	850p	Controls up to 4 different devices which use infra red remote controls including TV, audio, VCR and satellite. (need original remote control TC program)		
TC10	RC 152	900p	Order code: IR100R Price: 1950p		
<b>PHILIPS</b>			<b>We stock Remote Controls for over 5000 different models. Ring for further details on 081-900-2329.</b>		
RC5002,5154	RC 134	850p			
KT3 NON TEXT	RC 135	825p			
69117032	RC 178	875p			
69117194	RC 180	875p			
RC5991-UNIV	RC 300	580p			

### VCR ALIGNMENT KIT

CONTAINS:

- SET OF 7 HEAD & TAPE PATH ALIGNERS
- RCA TYPE AUDIO & CONTROL HEAD POSITIONING TOOL
- RCA ADJUSTMENT TOOL FOR TAPE GUIDE POSTS
- RCA TYPE BACK TENSION TOOL
- TENSION ADJUSTMENT TOOL FOR VARIOUS USES
- VCR ADJUSTMENT TOOL

SET OF 8 ALLEN KEYS

- 0.77mm
- 0.90mm
- 1.27mm
- 1.50mm
- 1.60mm
- 2.00mm
- 2.40mm
- 3.00mm

3 Reversible Screwdrivers  
Spring Hook

Clamp Pliers  
Micro Screwdriver

VCR Head Extractor

Order Code: TOOL10 Price: 2900p

### FUSES

Value	TIME LAG (20mm)		QUICK BLOW (20mm)	
	Order Code	Price	Order Code	Price
160mA	FUSE01	75P	FUSE17	60P
250mA	FUSE02	75P	FUSE18	60P
315mA	FUSE03	75P	FUSE19	60P
400mA	FUSE04	75P	FUSE20	60P
500mA	FUSE05	75P	FUSE21	60P
630mA	FUSE06	75P	FUSE22	60P
800mA	FUSE07	60P	FUSE23	60P
1A	FUSE08	60P	FUSE24	60P
1.25A	FUSE09	60P	FUSE25	60P
1.6A	FUSE10	60P	FUSE26	60P
2A	FUSE11	50P	FUSE27	60P
2.5A	FUSE12	50P	FUSE28	60P
3.15A	FUSE13	55P	FUSE29	50P
4A	FUSE14	55P	FUSE30	50P
5A	FUSE15	60P	FUSE31	50P
6.3A	FUSE16	60P	FUSE32	50P

### FUSES

CURRENT RATING	ORDER CODE	PRICE
<b>CERAMIC PLUG TOP</b>		
3A	FUSE33	100P
5A	FUSE34	100P
13A	FUSE35	100P
<b>20MM CERAMIC TIME LAG</b>		
3.15A	FUSE41	100P
4A	FUSE42	100P
5A	FUSE43	100P
6.3A	FUSE38	100P
8A	FUSE39	100P
10A	FUSE40	100P
<b>32MM CERAMIC SLOW BLOW</b>		
8A	FUSE44	210P
10A	FUSE45	210P
15A	FUSE46	210P
20A	FUSE47	210P
<b>38MM CERAMIC SLOW BLOW</b>		
10A	FUSE48	875P

ALL THE ABOVE PRICES ARE FOR PACKS OF 10 FUSES

### I.C. PROTECTOR

ICPF10	ICPF38	ICPN10	ICPN38
ICPF15	ICPF50	ICPN15	ICPN50
ICPF20	ICPF75	ICPN20	ICPN75
ICPF25	ICPN5	ICPN25	

Price: Only 30p each

**AUDIO CONTROL HEAD**  
Amstrad Original No: 150751  
Used on Amstrad TVR1.2.3, VCR4600, 4600M1, 4700  
Funai V2S, VCR4600, 4800, 5200, 5600, 6600, VIP3000, 5000  
Also fits: Fidelity, Funai, Hinari, Proline, Schneider, Towada, Ultravox

Order Code: AH01 Price: £13.50

**Amstrad Original No: 153154**  
Used on Amstrad 008900, 8904, VCR2000, 6000, 8600, 8602, 8603, VCR8604, 8700, 8704, 8714, 8800, 9005, 9244  
Also fits: Antitec, Boadtec, Casio, Crown, Fidelity, Goldhead, Granada, Hinari, Marguant, Omega, Protex, Schneider, SEG, Sentra, Shipton, Tashiko, Tatung, Towada, Universum

Order Code: AH02 Price: £14.50

# GRANDATA LTD

K.P. HOUSE, UNIT 15, POP IN COMMERCIAL CENTRE, SOUTHWAY, WEMBLEY, MIDDLESEX, ENGLAND HA9 0HB

Telephone: 0181-900 2329 Fax: 0181-903 6126

OPEN Monday to Saturday. Times: Mon-Fri 9.00-5.30 Sat 9.00-2.00

# JUST ARRIVED!!! NEW ITEMS

## Satellite PSU Repair Kits

Experience shows that 50% of all receiver power supplies 'bounce' unless the correct precautionary measures are taken when being serviced. A kit of all the recommended parts is supplied for the 4 most popular models, which when fitted should overcome this.

MAKE & MODEL	ORDER CODE	PRICE
PACE PRD800, PRD900	SATPSU1	650p
PACE SS9000, 9200, 9010, 9020, 9220	SATPSU2	650p
AMSTRAD SRD510, SRD520	SATPSU3	650p
AMSTRAD SRD500	SATPSU4	650p

## Replacement Video Heads

MAKE	MODELS	PRICE
HITACHI	VT570, VT575, VT576, VT580, VT585 VT588, VT570	3100p
I.T.T.	VR3761	3100p
JVC & FERGUSSON	HRD950, HRD960, HRD980, FV46	5000p
LUXOR	VR3761	3100p
MITSUBISHI	HSE51	3000p
NATIONAL	NVFS200, NVFS90, NVV8000	4600p
PANASONIC	NVHD100, NVHD101, NVHF100 NVSD AG7330, AG7350, AG7355, AG7450 NVFS100	3100p 1400p 5000p 5000p
N.E.C.	D5600	3500p
SANYO	TL51000P, TL51001P, TL51100 VHR7800, VHR7810, VHR8000SP, VHR8801SP, VHRD4800	3100p 3100p
SHARP	VCH80, VCH81, VPH815 VCA33, VCA36, VCA43, VCA44, VCA46, VCA49 VCA55, VCA63	2800p 1500p 2200p
SONY	SLV656, SLV715, SLV757, SLV777, SLV815, SLV825 SLV353UB CCDF340E, CCDF500E, CCDV90E, CCDV95E, CCDF5PE	4600p 3200p 4800p

## Original Video Heads

MAKE	MODELS	PRICE
NATIONAL	NVG20, NVG21, NVG22, NVG25	3000p
PANASONIC	NVG25, NVG28, NVG200, NVHD48 PART NO: VEH 0343 NVG33, NVG46, NVG48, NVL23 NVL25, NVL28 PART NO: VEH 0417 NVJ30, NVHJ33, NVL20, NVL21, NVG30, NVG31, NVG40, NVG130 PART NO: VEH 0416	2900p 2700p

## Audio Control Head

**AMSTRAD ORIGINAL NO: 150751**  
Used on: AMSTRAD TVR1, 2, 3, VCR4600, 4600MKII, 4700, FUNAI VS2, VCR4800, 4800, 5200, 5600, 6600, VIP3000, 5000  
Also fits: FIDELITY, FUNAI, HINARI, PROLINE, SCHNEIDER, TOWADA, UNIVERSUM ORDER CODE: AH01 PRICE: 1350p

**AMSTRAD ORIGINAL NO: 153134**  
Used on: AMSTRAD DD8900, 8904, VCR2000, 6000, 6100, 8600, 8602, 9603, VCR8604, 8700, 8704, 8714, 8800, 9005, 8244  
Also fits: ANITECH, BONDSTEC, CASIO, CROWN, FIDELITY, GOLDHAND, GRANADA, HINARI, MARQUANT, OMEGA, PROFEX, SCHNEIDER, SEG, SENTRA, SHINTOM, TASHIKO, TATUNG, TOWADA, UNIVERSUM ORDER CODE: AH02 PRICE: 1450p

## Replacement Audio Control Video Sound Head for National Panasonic

PART NUMBER	MODELS	PRICE
VBR 0091	NVG7 etc	875p
VBR 0050	NV300, NV320 etc	875p
VBR 0061	NV777 etc	875p
VBR 0103A	NV250, NV450 etc	825p
VBR 0125		825p

## 8 way Preprogrammed Universal Remote Control

A single remote control to operate Televisions, Videos and Satellite Receivers. Plus Auxiliary Options!!!

- Replaces up to 8 remotes with one \* Simple 4 digit setup routine
- Controls 1000s of models \* Teletext functions with Fastext
- Clear (large key) layout \* Code Search Facility
- Stylish and easy to operate \* Replace broken or lost remotes
- Original Remote not required

Order Code: 8 WAY Price 1450p + VAT

## Replacement Video Cassette Housings

MAKE	MODELS	CODE	PRICE
AKAI	VS35, VS53, VS55, VS56, VS7	CH18	2600p
GRANADA	VHSDP1 VHSVJ2	CH05 CH01	1100p 2600p
GOLDSTAR	GHV1290P, 1291P, 1295P, 9400, 73401, GSE1295P, GSE1891P, 20001Q, 20051Q, VCP4200, 4300, 4301, 4305, VCP4306, 4311, 4315, 4316, 4320, 4321, 4325 GHV51, 1221, 1232, 1240, 1241, 1242, 1244, 1246, 1248, GHV8000, 8200	CH25 CH26	2000p 2900p
FERGUSON & J.V.C.	3V38, 3V39, 8943, 8944, 8951, 3V35, 3V36, 3V49, HRD 110, 111, 120, 121, 225 3V42, 3V43, 3V44, 3V45, 3V48, 3V53, 3V54, 3V55, 3V57, 8945, 8947, 8948, HRD140, 141, 150, 157, 158, 160, 250, HRD267, 455, 565, 566, 725, 755 8948, 8950, FV10B, 12L, 13H, 14T, 20B, 21R, 22L, 26, 395, HRD230, 430, 530 3V58, 3V59, 3V64, 3V65, FV11R, 8950, 8951, HRD170, HRD180, HRD370 FV31R HRD515, 520, 527, 540, 560, 580, 600, 610, 620, 660, 670, HRD830, 840, 850, 860, 4050, 6600, FV37H HRD540, 580, 830, 860, 910, 960, HRD970, HRDX20, FERGUSON FV57H	CH01 CH02 CH03 CH04 CH19 CH20 CH27	2600p 2600p 2600p 2600p 4300p 2400p 2400p
LT.7	VR3605, VR3905 VR3916, 3926, 3946, 3948, 3976, 3986, 3995, 3997, 6948 VR3916, 3926, 3946, 3948, 3976, 3986, 3995, 3997, 6948	CH01 CH02 CH02	2600p 2600p 2600p
NATIONAL PANASONIC	NV730	CH06	4300p
N.E.C.	N830FG, N831EG, N832, N833EG N895	CH01 CH02	2600p 2600p
PHILIPS	CASSETTE LIFT ASSEMBLY (69120366) DV186, 190, 265, 471, 562, 761, VR6180, 6182, 6185, 6285, VR6290, 6291, 6293, 6362, 6367, 6393, 6467, 6468, 6470, VR6561, 6670, 6760, 6761, 6870, 6970 VR6443 VR8448 49S86	CH05 CH22 CH23 CH24 CH24	1100p 2900p 2500p 2500p 2500p
SHARP	VCA100, VCH851, VCH852 VCA103, 103GV, 106, 106GVM, 254GVM VCS211, 244, 5055, 605, VCB230, VCD806G, 810G, VCT212, 310, 410G, 610	CH22 CH23 CH24	2900p 2500p 2500p
TELEFUNKEN	VR2970	CH02	2600p
THOMSON	V320, 321, 323, 326, 4200, 4300 V342, 343, 352, 353, 360, 364, 368, 4210, 4230, 4260, 4400, V5500, 6000, 8540	CH01 CH02	2600p 2600p
TOSHIBA	V55, V57 V65, V66	CH01 CH02	2600p 2600p

## Service Aids

DESCRIPTION	VOLUME	CODE	PRICE
VIDEO HEAD CLEANER	75ML	SP01	140p
SWITCH CLEANER	176ML	SP02	150p
SILICONE GREASE	200ML	SP03	170p
FREEZE IT	170ML	SP04	220p
FREEZE IT	400ML	SP16	350p
FOAM CLEANER	400ML	SP05	170p
ANTI STATIC	150ML	SP06	170p
AEROKLEANE	135ML	SP07	200p
AERO DUSTER	150ML	SP08	220p
AERO DUSTER	400ML	SP17	425p
PLASTIC SEAL	200ML	SP09	200p
GLASS CLEANER	250ML	SP10	160p
COLDKLENE	250ML	SP13	200p
EXCEL POLISH 80	250ML	SP18	150p
ADHESIVE 120	400ML	SP19	190p
LABEL REMOVER 130	200ML	SP20	240p
REFURB 140	400ML	SP21	240p
TUBE SILICON GREASE	50 GRAMMES	SP11	200p
TUBE SILICON SEALANT WHITE	75ML	SP22	280p
TUBE SILICON SEALANT CLEAR	75ML	SP23	280p
TUBE HEAT SINK COMPOUND	25 GRAMMES	SP12	150p
DRIVE CLEANER	200ML	SP24	150p
SCREEN CLEANER	200ML	SP25	150p
COMPUTER CARE KIT	—	SP26	2100p

All the above items are manufactured by Servisol  
If you purchase more than one Servisol Product, postage & package will be charged as follows:  
300p for 5 cans 450p for more than 5 cans

## CD Pick Ups

SONY OPTICAL PICK UP  
PART NO: KSS210A SONY CDPC 301M, CDPC 305M 2200p  
Fits most Sony, Akai & J.V.C. Portable Hi-Fi and Midi Systems

PART NO: KSS210B  
USED ON MODELS:  
CFD100, 105L, 120, 300, 440, 454, 455, 50, 500, 55, 68, 60  
CFD68, 750, 755, 760, 765, 770, 775, 440S, W100, 100S 2200p

## Cassette DC Motors

MOTOR TYPE	PRICE
6V MOTOR	170p
9V MOTOR	170p
12V CW MOTOR	170p
12V CCW MOTOR	170p
13.2 CCW MOTOR	290p

## Cassette Tape Heads

HEAD TYPE	PRICE
MONO HEAD	90p
STEREO HEAD	110p
MINI HEAD	150p
AUTO REVERSE HEAD	200p

## Soldering Accessories

DESCRIPTION	CODE	PRICE
<b>ANTEX SOLDERING IRONS</b>		
25 WATT 240 VAC (MS25W 240V)	S101	900p
15 WATT 240 VAC (MS15W 240V)	S102	900p
25 WATT SPARE ELEMENT	S103	450p
15 WATT SPARE ELEMENT	S104	450p
<b>SOLDERING STAND &amp; SPONGES</b>		
SOLDERING STAND (MADE BY ANTEX)	S108	350p
SPARE SPONGE	S109	55p
<b>SOLDER</b>		
18 SWG 500 GRAMMES	S110	500p
20 SWG 500 GRAMMES	S111	650p
22 SWG 500 GRAMMES	S112	700p
<b>DESOLDERING AIDS</b>		
SOLDER MOP STANDARD GAUGE 1.2mm x 1.5M	S107	70p
SOLDER MOP 1.2mm x 10M	S113	400p
DESOLDERING PUMP	S105	320p
SPARE NOZZLE	S106	60p

## Transistors & ICs

BU 508A (PHIL)	80p	MJE 13009	100p	ZSC 3885A	350p
BU 810	110p	MJE 18004	125p	2SD 633	70p
BUZ 90A	180p	STK 6982H	600p	2SD 1680	225p
CKA 1044P	550p	STK 7253	450p	2SK 793	400p
HA 13408	350p	TDA 2030H	100p	2SK 956	1400p
IREBC40	400p	TEA 2019	200p	2SK 1023	550p
L272	200p	TMP 47C424N	1250p	2SK 1342	750p
L6210	250p	SAA 1300	200p	2SK 1358	600p
MC 3423P	100p	2SA 1540	55p	68000	500p
MJ 15015	250p	ZSC 3788	60p	82S147	450p
MJ 15016	350p	ZSC 3885	350p		

**GRANDATA LTD**  
Tel: 0181-900 2329  
Fax: 0181-903 6126



# TELEVISION



REED  
BUSINESS  
PUBLISHING

## Then and Now

A significant anniversary occurred this month while we were preparing the current issue of *Television* for press: forty years ago, on September 22nd 1955, regular ITV broadcasting began in the UK. The Croydon transmitter started to do its stuff, and Associated Rediffusion was on air. As with the BBC's services, ITV started in London then spread gradually across the UK.

By 1953, boosted by the Coronation, some three million TV sets had come into use in the UK. On that day in September 1955 about 190,000 sets could receive the new transmissions. TV was slowly becoming a major part of people's lives in the UK, but the real growth in TV set ownership and viewing was still to come.

Looking back at the technical writings of the time, one might today be puzzled by the sense of alarm at what was in store. Would the 'small' Band III aerials be able to pick up enough signal? Would what was picked up be lost during its passage down the coaxial cable? Would sets be stable enough at such frequencies? Would everything be drowned by all sorts of horrible radiation and interference?

There was in fact some cause for concern. Sets were then incredibly primitive by today's standards – not only with respect to the circuitry but also the quality of the components. Flywheel line sync was just about to appear, and in many areas you required a 'fringe' receiver with an extra i.f. stage. Even the

valveholders could do nasty things (though some chip holders in later generation sets weren't all that hot either). The broadcasters were also struggling with primitive equipment. Cameras had to be set up individually before use, and the transmitters required continuous attention. Looking at contemporary pictures of the Croydon station, one wonders how anything was kept going at all. Just a few weeks after the start of ITV, the transmitter lost its sound output for over an hour. Would you believe it, a screen grid feed resistor in the tetrode sound modulator output stage had gone open-circuit? Those on duty spent the best part of that hour checking the power supply.

But to have got anything up and going in time was an achievement. The Independent Television Authority, which was responsible for the transmitters, couldn't be set up officially until the Television Act, which established independent television, became law in July 1954. That didn't leave much time to undertake the design and engineering of the equipment required for the new services at the new, higher frequencies. It was fortunate for ITV that it could acquire engineering knowledge and skill from those who had learnt it at the BBC.

The start of ITV had greater social than technological consequences however. It helped bring about a change from the cultural stuffiness that predominated in much of the media up to that time. You might not think that an

extra channel could make all that much difference. But with TV still in its infancy, it did. The debate on the Television Act had been long and bitter. Those who felt they had the right to set the cultural tone of the time were justifiably apprehensive about what might lie in store for them.

The forty years since 1955 have seen extraordinary changes in consumer electronic technology. One wonders what those who worried about oscillator stability in Band III would have thought of the idea of today's stable LNB oscillators, and of the current situation and the wonders on the immediate horizon? There was then no video recording even for the broadcasters: now we are about to have hand-held digital camcorders. A digital anything other than a one-off computer was inconceivable in 1955. Yet now we have the domestic PC and 32-bit games systems. F.M. as a transmission technique had been around for some years in 1955, but no one would have anticipated digital transmissions. For video this remained impossible until the communications boffins started to work on signal compression techniques. In 1955 the start of a second TV channel was a major step forwards. Today we are blazé about the prospect of hundreds of channels, with interactive operation on some, coming to us from satellites and via fibre-optic cable systems.

It will be interesting to see what the next forty years bring!

---

### EDITOR

John A. Reddihough

### PRODUCTION EDITOR

Tessa Winford

### CONSULTANT EDITOR

Martin Eccles

### EDITORIAL OFFICE

0181 652 8120

Fax 0181 652 8956

Note that we are unable to answer technical queries over the telephone and cannot provide information on spares other than that given in our Spares Guide.

### PUBLISHING DIRECTOR

Susan Downey

### ADVERTISEMENT MANAGER

Carol Nobbs

0181 652 8330

TELEVISION NOVEMBER 1995

### ADVERTISEMENT SALES EXECUTIVE AND PRODUCTION

Pat Bunce

0181 652 8339

Fax 0181 652 8931

### SUBSCRIPTIONS

01444 445 566

Fax 01444 445 599

Ordering hotline for subscriptions with credit card phone 01622 778 000 and quote reference INJ. 24 hour service

### NEWSAGENT ENQUIRIES

David Sanders

0181 652 8152, Fax 0181 652 8997

### COVER PHOTO

This month's cover photograph shows the YC signal processing PCB used in the Mitsubishi HS-M50VB, a Hi-Fi VCR with auto-tuning, Video Plus and teletext.

# Satellite Workshop

Jack Armstrong

Although I don't install satellite systems now I often receive calls about installation faults. Sometimes I can help while sometimes I provide the number of a local installer. On this particular occasion I was intrigued, because the system concerned had been installed by a firm that always does an excellent job. Here's how the customer described the problem to me over the telephone:

"I can't get Sky One, though everything else is all right."

I asked him to tell me what he saw instead of the Sky One picture. "Nothing" he replied firmly.

## Getting Nowhere

Now some customers exasperate me, and I could tell that this was going to be one of them. "I need to know exactly what you see on the TV screen when you select Sky One" I explained, as patiently as I could. "Nothing" he maintained.

A woman's eyesight is sometimes better than a man's. Having established that his wife was present, I asked whether I could speak to her. Although suspicious, he passed the handset over.

"Your husband has problems with describing colours" I said kindly, "so I want you to tell me exactly what colours you see on the TV screen right now."

"Just black and white lines and the whole picture keeps jumping" she replied.

"Any decoder messages?" I asked hopefully. "Does it say 'Please insert card' or anything like that?"

"No - oh, yes - but it's gone again."

"And the other channels are all right?"

"Yes, but he wants his Star Trek, so you've got to fix it quick."

As this particular customer lived only half a mile away, I suggested that the receiver was brought along to me for testing.

The husband arrived within minutes, clutching a Nokia SAT1700 to his chest. It was still warm.

I connected it up and selected Sky One. The message 'Please insert card' immediately appeared. When I did so the picture cleared, producing a nice,

stable picture with no obvious fault. Since it was almost lunchtime, I offered to call at the house to see the actual problem.

## An Extension

When I arrived we reconnected the receiver and, sure enough, the Sky One channel gave every appearance of a very weak signal. The other channels were almost perfect, with just a few sparklies on Sky News. This was unusual, because in the UK Sky News is one of the strongest signals.

I connected my spectrum analyser and found that a marked dip in the signal level was apparent with some transponders.

"When did the problem start?" I enquired.

"Last week, after we moved it from the dining room to here."

"Who actually moved it?"

"Harry did. The cable wasn't long enough, but he used the proper stuff - with 'satellite' written on it."

I could visualise the problem and knew exactly what I was going to find before I entered the dining room. Sure enough, the cable had been extended by soldering an additional length to the original. The joint caused a massive impedance mismatch - in fact I was amazed that any signal reached the receiver.

As a temporary measure I fitted an in-line threaded barrel with F connectors to join the two lengths of cable. This improved the picture enormously. My final advice was to call in the original installers to replace the entire cable length if they were still unhappy with the signal quality.

Thankfully, with only the first five minutes of Star Trek missed, the customer was happy to pay my call-out fee.

## Another Call

I'd just arrived back at the workshop when the telephone rang again. "You've got to help me - my neighbour has threatened violence."

Apparently whenever the caller moved his dish it caused interference to his neighbour's television receiver. A lengthy discussion suggested that the dish actuator motor was the cause

of the interference, to both the caller's and his neighbour's TV set.

"Are you sure that you've connected the cable screens to earth at the back of your positioner?" I asked.

"Of course! I've done everything right."

The receiver/positioner combination was, he said, of Uniden manufacture. I offered to inspect the installation for a nominal call-out fee and we arranged for an evening visit.

## Pace PRD800/900 Receivers

A Pace PRD900 receiver came into the workshop recently with a curious fault. The picture obtained via each scart socket was perfect. It was very dim when the r.f. output was used. I noticed that tapping the receiver changed the brightness.

I carried out all the usual checks around the modulator, looking for broken joints and cracked tracks. As visual examination didn't reveal anything amiss I resorted to the scope. The level of the video input at the modulator was seen to be very low. But why? It was a fairly simple task to trace the signal back to buffer transistor Q105 in the feed to the modulator. This is a surface-mounted npn device near the centre of the board. A good, healthy signal at its base contrasted with a very low one at its emitter. Replacing the transistor cured the fault, but why should tapping the unit have had an effect?

Since then two other receivers with the same problem have come in. One produced no video at all from the r.f. socket. The other one would work for a while but would then start to modulate the picture, turning it from bright to dark as though someone was scrolling through the contrast settings. In both cases replacing Q105 cured the fault.

A subsequent call to Pace produced the advice that when Q105 fails in a PRD800 or PRD900 receiver with a serial number above 345100000 the 330Ω surface-mounted resistor R559 in Q105's emitter circuit should, if fitted, be removed. Only PCBs with part numbers that end in 204, 214 or 224 (printed on the top of the panel, next to the card reader) are affected. Removing R559, which was origi-



# New! Teletests in Kits!

From only  
**£69.95**

## Handheld TV Test Pattern Generators

you can build for yourself! New range, new features!

For only **£69.95**, you can build a "CUSTOM TELETEST" for yourself.

*Your ideal Christmas present! We can even send it gift wrapped to you for December 19th!*

At £69.95 the standard version has 4 TV test patterns, 1KHz audio, RF tuneable from chs 32-40 inc PAL I/G sound, and line out audio & video.

At £89.95 the deluxe version has all the standard features plus extra test patterns, 6KHz audio, S-Video (Super VHS / Hi-8), programmable on screen text, and patterns over external video.

At any time, you can upgrade your standard to a deluxe version for only £29.95. *That's why they're called CUSTOM TELETESTS!*

Easy to assemble with only a few basic tools. Adequate calibration can be done with a good TV.

Full calibration can be done with an oscilloscope and a TV. A free back up service is provided.

Free UK P&P. Overseas £15. All prices exclude VAT. All products have a 1 year parts & labour guarantee.

**ALL PARTS ARE INCLUDED!**

*This means the case, sockets, stickers, modulator...everything! The only thing you need to buy is a 9V battery!*

For ready built TV Test Pattern Generators with "textbook accuracy", the TELETEST Quicktest (£99.95) TELETEST (£149.95) and TELETEST PRO (£209.95) are all available from OZAN and good distributors.

**Freecall 0500 009070**  
for your free information pack.  
Lines are open 8am to 10pm 7 days a week.

# CUSTOM TELETEST



Or write to: OZAN, FREEPOST, Wimborne, Dorset, BH21 7BR. Fax: 01202 877271  
Overseas: OZAN, 37 Haviland Rd, Wimborne, Dorset, BH21 7SA, UK. Tel: +44 1202 877270 Fax: +44 1202 877271

nally added to meet a particular setmaker's requirements, reduces Q105's dissipation by increasing its emitter load resistance.

### A Pace SS9200

A Pace SS9200 IRD that was brought in would flash its LEDs in sequence, but that was all. The flashing slowed down when the LNB was disconnected and the decoder was removed. This suggested that there might be a current overload somewhere.

The usual cause of this problem is the 0.22Ω fusible current-sensing resistor R13 being of incorrect value. People often fit a 2.2Ω resistor by mistake. This unit had not received any previous service attention however. I replaced R13 to be on the safe side, but this made no difference. I then measured R11, which was correct at exactly 4.7Ω, and checked all the diodes in the power supply. As C11 (1μF) sometimes causes the problem I replaced it and made sure that its connecting tracks were all right. Next I measured the value of the 100Ω surface-mounted resistor that takes current from the feedback winding on the chopper transformer

to the control chip. It was fine.

I measured all the tracks on primary side of the power supply circuit and disconnected the diodes on the secondary side. The power supply still pulsed. I recalled that on one occasion the fault had been caused by an open-circuit feedback winding on the chopper transformer. So I replaced the chopper transformer, though the original one measured all right. Still no luck.

I then thought hard about this. If there wasn't a short across one of the outputs, and the feedback circuit was definitely working, the only other possibility was the resistance that sets the output voltages. This consists of two parallel-connected surface-mounted components with values of 1kΩ and 15kΩ. When measured, the value of the combination was 1.8kΩ. Bingo! Replacing R7, the 1kΩ resistor, cured the fault.

### Back to the Uniden

After tea I drove to the house of the man with the Uniden system. On arrival I was somewhat surprised to find that the nearest neighbouring house was some twenty metres away. Quite a distance to be suffering from

interference radiated by screened cable. Inspection of the wiring made the cause of the problem obvious however. Four-core caravan cable had been used for the motor and reed switch feeds, with twin bell wire for the polariser.

"It loses its position too" the man said helpfully. I wasn't surprised. Without any screening, the cable would not only radiate motor interference to any nearby equipment, it would also interfere with the positioner pulse-count circuitry.

I offered to replace the entire cable run – about fifty metres – with properly screened motorised ribbon cable. The owner quibbled about my price – until he spotted his neighbour peering over the hedge. As I don't do installations I arranged for an installer I know to do the job, and still make a profit.

At least the man had the courtesy to phone me the following week to say that the new installation had cured his problems and that the picture was actually better than before. I can't say why, though screening the polariser wires had probably helped matters. Dithering the skew at 50Hz wouldn't do anything for the picture quality!

# Line Output Stage Fault Diagnosis

Ray Porter, M.Sc., C.Eng., M.I.E.E.

The line output stage is a common cause of set failure. Sometimes the faulty component is readily identifiable. Often however components are changed on spec and then either fail immediately when power is applied or during a soak test. To be better equipped to deal with such situations, it's desirable to understand basic line output stage operation and the limitations of the various components involved.

## Line Output Stage Operation

Fig. 1 shows the essential elements of a line output stage. It doesn't include a line output transformer, because in modern sets the transformer is primarily a convenient way of generating extra voltages, in particular the e.h.t.: it does not play a part in the actual c.r.t. scanning.

When the line output transistor  $Tr$  is switched on by its drive signal, the current that flows through the line scan coils

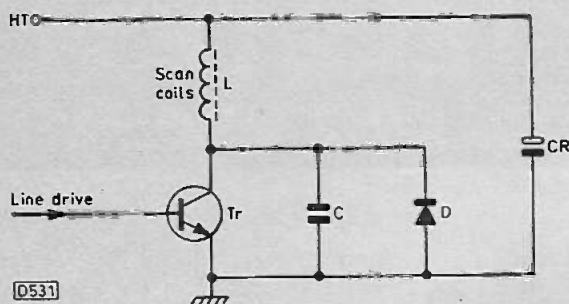


Fig. 1: Basic elements of a line output stage.

$L$  increases linearly with time. The corresponding linearly increasing magnetic field in the coils deflects the spot on the screen from the centre to the right-hand side as viewed from the front.

After about  $26\mu\text{sec}$  (depending on the transistor's switch-on time) the current, with a  $110^\circ$  set, has reached about  $2.2\text{A}$ . The output transistor is then switched off. Because of the inductance of the scan coils, a declining current continues to flow. As a result capacitor  $C$ , which with  $L$  forms a resonant circuit tuned to the flyback speed, is charged. At the point when the transistor is switched off the coil, which has an inductance of about  $1.8\mu\text{H}$ , has stored about  $4.4\text{mJ}$  of energy (calculated from energy =  $0.5LI^2$ ). This energy is transferred to  $C$ .  $L$  and  $C$  form a parallel tuned circuit, since  $CR$  behaves as an a.c. short-circuit.

While the circuit energy is being transferred to  $C$ , the spot moves back to the centre of the screen. This is the first part of the flyback, which ends when the current flowing in  $L$  falls to zero. At this point the voltage across  $C$  (and the transistor) has risen to about  $1.2\text{kV}$ , and all the energy is stored in the capacitor. Because of the resonant action, the capacitor now starts to transfer its energy back to the coils. After  $6\mu\text{sec}$  the current through the coils has again built up to  $2.2\text{A}$ , but this time the current is flowing in the reverse direction – from  $L$  to  $C$ . The spot is thus deflected from the centre of the screen to the left-hand side.

The flyback is now complete, having taken  $12\mu\text{sec}$ , and  $C$  is fully discharged. Since  $L$  and  $C$  form a resonant circuit,

the energy would next be returned from  $L$  to  $C$ , with  $C$  recharging, this time with reverse polarity. When the voltage at the junction of  $C$  and  $L$  tries to swing negatively however the efficiency diode  $D$  switches on, providing a clamp action. The declining current in  $L$  passes through  $D$  and  $CR$ . Since the efficiency diode shorts out  $C$ , the current decreases linearly. After about  $26\mu\text{sec}$  the energy stored in  $L$  has been dissipated and the spot is back at the centre of the screen. The drive circuit now switches the line output transistor on again, and the cycle is repeated. The relevant waveforms are shown in Fig. 2. Note that because of losses in the circuit the timing departs slightly from the ideal. The transistor's switch on time is adjusted to compensate.

The arrangement shown in Fig. 3 takes us a couple of steps towards practical circuitry. The scan coils are capacitively coupled to the rest of the circuit, and the supply current flows through the primary winding of the added line output transformer. The line output transformer's inductance is about  $4\text{mH}$ , and at the end of the forward scan about  $1\text{A}$  is flowing through its primary winding. As a result energy is stored in the transformer and is subsequently used to produce the e.h.t. and various other supplies. All the energy used to generate these supplies is stored in the line output trans-

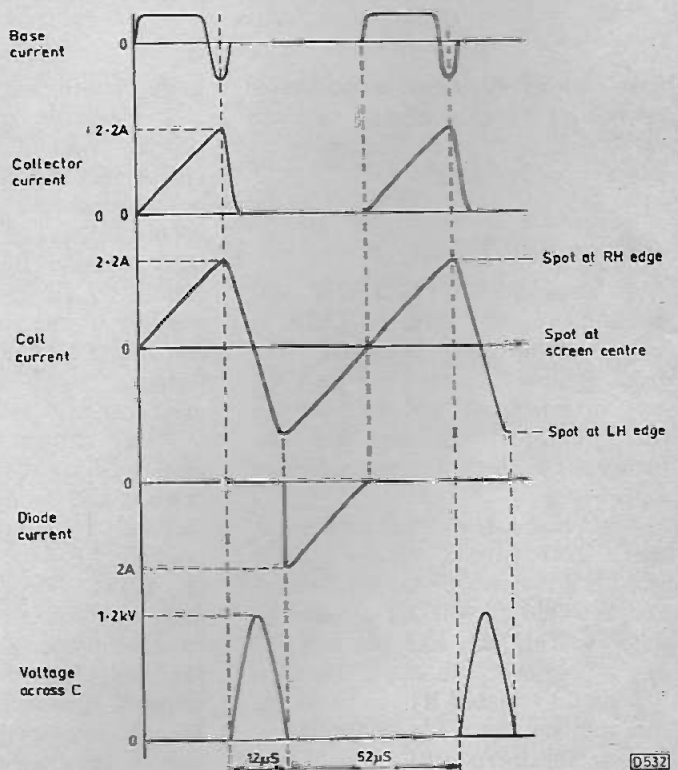


Fig. 2: Basic line output stage current and voltage waveforms.

former's inductance during the  $26\mu\text{sec}$  centre screen to right-hand side part of the forward scan, since this is the only time when current is taken from the main power supply in the set.

The line output transformer delivers the energy stored in it to the auxiliary loads during the following  $38\mu\text{sec}$  period.

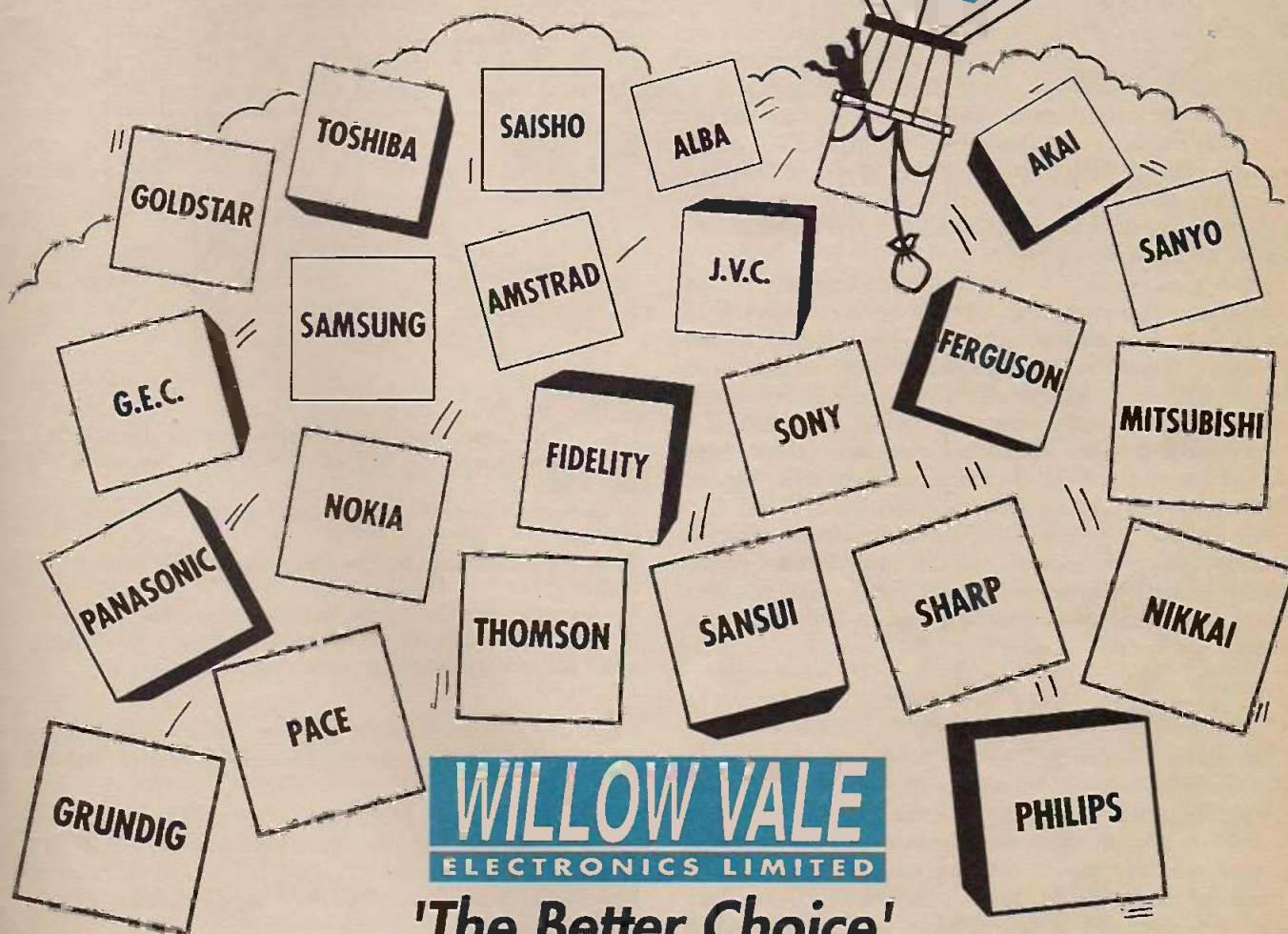

# WILLOW VALE ELECTRONICS LIMITED

**Willow Vale gives you more...**  
*parts in stock than you may have realised!*

- More commitment to higher stock levels
- More technical know-how
- More flexibility
- More peripheral product support
- More dedication to customer care

Willow Vale supplies parts for all these household names, with over 230,000 different spares available on our C.O.P.S. database system.

Being Willow Vale, we don't just guarantee the quality of our spares. We also pride ourselves on our prices...and our genuinely friendly and knowledgeable staff.



**WILLOW VALE**  
ELECTRONICS LIMITED

**'The Better Choice'**

**Reading (01734) 876444 Manchester (0161) 682 1415 5**

The line output transistor's supply voltage is about 150V, its average current being about 0.5A with a duty cycle of 40 per cent. Thus about 30W is delivered to the transformer's load circuits. The polarity of the e.h.t. winding is arranged to take advantage of the highest rate of change of flux in the transformer, during the flyback: thus the e.h.t. is generated using

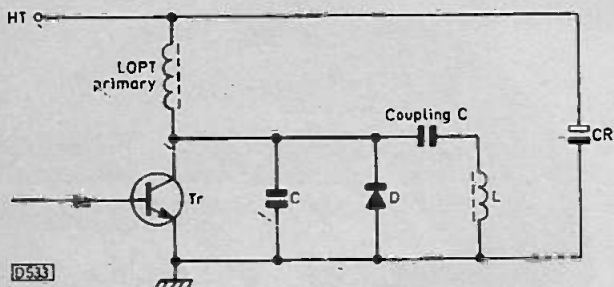


Fig. 3: Addition of a line output transformer and scan coupling capacitor to the arrangement shown in Fig. 1.

one quarter of the turns that would be required if the forward scan was used instead.

### Line Output Transistor Operation

The line output transistor has to be able to pass the full current of 4A and withstand the 1.2kV peak voltage that occurs across the tuning capacitor during the flyback. Junction heating in the transistor occurs mainly when it is switched off, i.e. as the flyback begins, and is caused by switching losses. The other time when the transistor can heat up is when it's switched on, but it is driven rapidly to saturation. Once in this condition there is virtually no voltage across the transistor and thus very little dissipation. Averaged over the full 64µsec scan cycle, the transistor's dissipation is less than a watt. A critical factor is the transistor's Safe Operating Area Characteristic (SOAC). This takes into account all circuit conditions.

Besides over-current, over-voltage and excessive junction temperature, transistors fail when they are subjected to excessive instantaneous power pulses. These initiate second breakdown failure. This is a thermally triggered avalanche effect that's similar to the results which would be obtained if several transistors were operated in parallel, some having a lower voltage drop for the same current than others: these would pass more current, overheat, pass even more current (thermal runaway) ending in device destruction.

Fig. 4 shows a typical SOAC curve. It indicates how the instantaneous power must stay within strict duration limits. Transistors with similar current and voltage ratings won't always survive in power switching circuits if their SOACs differ.

### Base Current Turn Off

The speed at which the transistor's base current is turned off when it is brought out of saturation at the end of the forward scan has to be carefully controlled to reduce stress in the transistor. A very rapid base current switch off will result in rapid but only partial collector current switch off, as current carriers will be trapped in the high-resistance collector region. As a result there will be maintained collector current flow at the time when the collector voltage is rising rapidly, and thus excessive dissipation. To prevent this, the base current switch off is slowed down by adding an inductor in series with the base - generally the driver transformer's secondary winding fulfils this function.

The components used in the line output transistor's base

circuit are always of low value, as the base current can be as high as 2A in a 110° set. The transistors are not guaranteed to have a gain of more than about two when saturated with a high current flowing. It follows that all base circuit components must be robust and well soldered.

### The Line Output Transformer

It's well known that the line output transformer, particularly the e.h.t. section, operates under high-voltage stress. Remember that the primary winding carries pulse voltages in excess of 1kV. All this is taken into account in the design and construction of the transformer. Yet line output transformer failure is still quite common. Internal heating produces mechanical stress in the winding insulation and at the terminals, because of thermal expansion. As some of the heat is conducted to the PCB via the soldered joints, these must be properly made. Otherwise the result will be further increase in temperature and stress.

### The Efficiency Diode

The efficiency diode is also a highly stressed component, as it has to withstand a reverse voltage of 1.2kV. Again it's important that the soldered connections are good. The diode's average forward current is 1A, with peaks up to

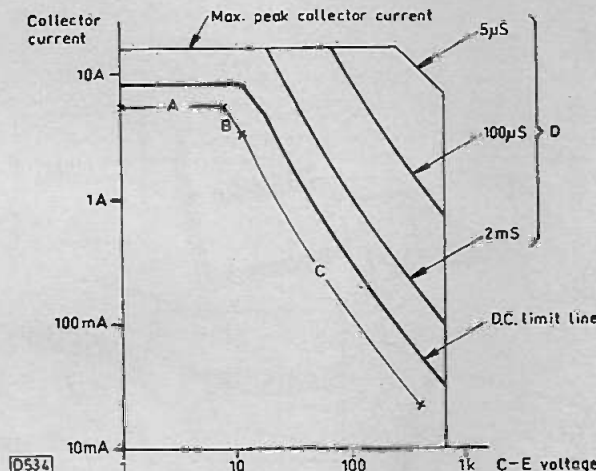


Fig. 4: Safe operating area characteristic for the BU508 line output transistor. D.C. operation must be below the line ABC.

- A: Operation limited by the maximum d.c. collector current.
- B: Operation limited by the maximum power rating (125W).
- C: Operation limited by d.c. second breakdown.
- D: Permitted limits for pulses, with one per cent duty cycle and the durations shown.

2.2A. If the connections are not good the resistance introduced will lead to overheating, making reverse breakdown more likely.

In some practical arrangements the efficiency diode is encapsulated with the line output transistor. In circuits that use an EW diode modulator, the efficiency diode function may be accomplished by the two high-voltage diodes in series.

### Capacitors

The flyback tuning capacitor was once a notorious component. Experience has taught manufacturers how to make reliable ones. Since the peak charging current is 2.2A,

AN 5320	= 285	STK 435	= 350	TDA 1558Q	= 365
AN 5612	= 121	STK 439	= 399	TDA 2577	= 899
AN 5700	= 075	STK 463	= 799	TDA 3500	= 499
AN 7120	= 125	STK 463	= 799	TDA 4504B	= 790
BA 841	= 150	STK 563	= 400	TDA 4800	= 650
BA 1335	= 100	STK 1040	= 635	TEA 5101	= 209
BA 7767	= 180	STK 1050	= 630	TEA 8170	= 299
CA 3189E	= 200	STK 1070	= 845	U 4646B	= 1499
HA 11223	= 135	STK 2129	= 599	U 4647B	= 1480
HA 11724	= 750	STK 2155	= 895	ZN 427E	= 1299
HA 13117	= 345	STK 2250	= 625	UPC 1488	= 190
IRF 840	= 250	STK 3102/2	= 899	2SA 874	= 020
KIA 6283	= 250	STK 4048/V	= 1500	2SA 1249	= 090
L 297	= 500	STK 4142/2	= 650	2SA 1516	= 350
LA 4108	= 280	STK 4152/2	= 610	2SB 554	= 340
LA 4162	= 090	STK 4162/2	= 515	2SB 775	= 100
LA 7837	= 499	STK 4181/2	= 735	2SB 1156	= 350
LM 1011	= 180	STK 4853	= 699	2SC 1185	= 225
LM 1889	= 300	STK 4893	= 999	2SC 1454	= 699
M 104B	= 799	STK 5332	= 180	2SC 1827	= 65
M 206B1	= 1210	STK 5372H	= 415	2SC 2732	= 399
M 4908B1	= 1299	STK 5471	= 325	2SC 3405	= 210
M 710B1	= 610	STK 5490	= 450	2SD 818	= 300
M 51172	= 260	STK 7410	= 899	2SD 1279	= 699
M 1521	= 290	STK 8250	= 500	2SD 1887	= 435
M 58657P	= 599	TA 7140	= 100	BC 639	= 020
MDA 2061	= 799	TA 7207	= 140	BC 640	= 020
MDA 2062	= 300	TA 7336	= 180	BC 877	= 050
NE 612N	= 095	TA 7401	= 250	BD 682	= 043
SAA 1251	= 699	TA 7628	= 200	BD792	= 060
SAA 1293-3	= 515	TA 8200	= 350	BF 680	= 050
SAA 1351	= 925	TA 8205	= 300	BFR 90A	= 055
SAA 5010	= 425	TA 8207	= 165	BFW 61V	= 250
SAA 5235	= 715	TA 8210	= 300	BU 208A (TOSH)	= 325
SAA 5243P/L	= 1540	TA 8214	= 300	BU 208A (ST)	= 085
SAB 3035P	= 545	TA 8215	= 300	BU 508DF	= 089
SAF 1039P	= 2099	TA 8718	= 699	BU 508AF (PHIL)	= 125
SAJ 111	= 825	TBA 2800	= 250	BU 508AF (SAN)	= 199
SDA 3002	= 1115	TD 6104P	= 115	BU 2508AF	= 250
SL 442	= 1510	TDA 1022	= 530	BU 2525AF	= 410
SL 1020A	= 325	TDA 1170S	= 135	BUX 82	= 315
STA 451	= 395	TDA 1515AQ	= 200	BUZ 71	= 095
STK 0040	= 500	TDA 1552Q	= 499	BUZ 90A	= 399
STK 0050	= 400	TDA 1553Q	= 475	BUZ 91A	= 350
STK 0060	= 799	TDA 1557Q	= 450	MJ 15015	= 295
				MJ 15025	= 700
				MJE 18004	= 185
				MJF 18004	= 185

### ELECTROLYTIC CAPACITORS High Temp 105° Degrees

25v		100v	
100uf	→ 5/0.60	10uf	→ 5/0.60
22uf	→ 5/0.75	100uf	→ 5/1.65
50v		Special	
10uf	→ 5/0.45	Phillips Capacitor	
22uf	→ 5/0.60	16v	
33uf	→ 5/0.65	680uf	→ Each 1.95
47uf	→ 5/0.70	25v	
100uf	→ 5/0.75	150uf	→ Each 0.30
220uf	→ 5/1.50	680uf	→ Each 0.70
63v		1500uf	→ Each 0.90
0.47uf	→ 5/0.40	6800uf	→ Each 13.99
1uf	→ 5/0.40	40v	
2.2uf	→ 5/0.45	150uf	→ Each 1.10
3.3uf	→ 5/0.48	63v	
10uf	→ 5/0.50	1.5uf	→ Each 0.35
22uf	→ 5/0.52	15uf	→ Each 0.40
33uf	→ 5/0.55	150uf	→ Each 1.10
47uf	→ 5/0.60	385v	
100uf	→ 5/0.68	100uf	→ Each 2.99
330uf	→ 5/1.65		
1000uf	→ Each 0.75		

### NORMAL ELECTROLYTIC

250v		22uf	→ Each 0.70
1uf	→ 5/1.00	33uf	→ Each 0.70
4.7uf	→ 5/1.50	47uf	→ Each 0.95
10uf	→ 5/1.70	100uf	→ Each 1.00
22uf	→ Each 0.40	400v	
33uf	→ Each 0.56	1uf	→ 5/1.10
47uf	→ Each 0.65	2.2uf	→ 5/1.00
100uf	→ Each 1.28	4.7uf	→ 5/1.50
350v		10uf	→ Each 0.70
4.7uf	→ 5/1.00	22uf	→ Each 0.75
10uf	→ 5/0.60	47uf	→ Each 1.40

**DUE TO INCREASED DEMAND SATELLITE REPAIR KITS AT £5.65 EACH RING FOR MODELS**

**PLEASE RING FOR RA100 DE-SOLDERING STATIONS**

Correct at time of going to press - SUBJECT TO ALTERATION



Please phone us for the types not listed. Please add 60p post & packing and then add 17.5% VAT to the total. Callers by appointment only.

**J.J. COMPONENTS**

63 THE CHASE, EDGWARE, MIDDX. HA8 5DN, ENGLAND

Hotline No: 0181-381 1700/0181-952 4641  
Free fax orderline ONLY: 0800 318498

good soldered joints are also essential here to prevent overheating which could result in failure of the highly stressed dielectric.

The reservoir capacitor CR is a medium-value electrolytic. It must be robust and well soldered, otherwise the 2A ripple current will dry it out prematurely.

### Causes of Soak Test Failure

If the values of relevant components have drifted from their nominal ones, the voltages and currents in the line output stage will differ from their design values. The new stress level will result in failure of the weakest part.

If the value of the flyback tuning capacitor falls by twenty per cent for example, the peak voltage across it will increase by ten per cent (the energy stored -  $0.5CV^2$  - will remain the same, as it comes from the scan coils). Another example is the extra stress caused by excessive h.t. voltage: the result is higher than normal scan coil current and thus more stored energy.

Failures that occur during a soak test are likely to be the result of a component value change with time or temperature. The resulting alteration to operating conditions could for example push the output transistor to its SOAC limit, or increase its switch-off dissipation, leading to its destruction.

Inadequate attention to heatsink compound or tightness of fitting will contribute to overheating and subsequent failure.

### Diagnostic Procedure

When dealing with a dead line output stage, the following procedure is suggested:

(1) Check the line output transistor for shorts.

(2) Check that the h.t. voltage is correct. If the power supply has shut down, disconnect the feed to the line output transformer and see if it works when loaded with a 60W bulb instead.

(3) Check whether there are any shorts across the line output transformer's secondary windings. The first things to test are the rectifier diodes and their reservoir capacitors.

(4) Check whether any of the line output transformer windings are open-circuit and whether there are any shorts between pins other than earth pins - there can be shorts between windings or to the core. Check the soldering to the pins. Then use a line output transformer tester to check for shorted turns.

(5) Check the components in the output transistor's collector circuit, e.g. the flyback tuning capacitor(s) for shorts or value change, and the efficiency diode(s) for the short- or open-circuit condition. These high-voltage components are often best checked by substitution - they may read normally but fail when power is applied. Check that all soldered connections are good.

(6) Check the value of the components in the output transistor's base circuit. Look for damaged base circuit inductors and for poor quality soldering - this includes the condition of the line driver transformer and the soldering to it.

After carrying out these checks the magnitude of the failure can be assessed and all suspect parts replaced before switching on again.

# Teletopics

## HD Disc Agreement

A systems war between the Philips/Sony MMCD and the Toshiba consortia's SD high-density disc systems has been averted. Both sides have agreed to adopt a common format for high-density digital discs. The new discs will use the basic SD technology and error correction system with MMCD's EFM Plus signal modulation system. No definite launch dates for the discs or equipment have so far been announced. It is unlikely that systems will become available until late next year at the earliest. Players at about £700 initially have been suggested, with the discs at around £15 for a recorded film. The initial systems will be playback only.

The new discs will be available in single- or double-sided versions with each side having one or two data layers, the storage capacity being 4.7Gbytes per layer. This is slightly less than the basic SD system (5Gbytes per layer). The slightly reduced storage capacity is expected to offer better backwards compatibility with existing audio CDs, Video CDs, CDi and CD-ROM discs.

Later versions of the system will include record facilities, but this could be some time off. Apart from the need to perfect an erasable record phase-change disc, for full system compatibility the player/recorder would need to incorporate an MPEG-2 encoder. This is at present an expensive proposition.

## PLASMA TV DISPLAYS

We reported in the September issue (page 780) on the Sony Plasmatron, a plasma-based display system for TV use. Sony plans to launch sets that use the screen next year, in Japan. Since then announcements have been made by several other companies.

Matsushita has unveiled prototype 26 and 40in. plasma displays and expects to introduce sets using them next year. The panels have been developed in conjunction with Du Pont, Texas Instruments and NHK.

Fujitsu has demonstrated a 42in. plasma display and plans to start production in October 1996, at an initial rate of 10,000 a month. The intention is increase production to 100,000 a month by the year 2000. Sets fitted with the Fujitsu devices are expected to sell for about

£3,400 initially, falling to around £1,700 by 2000.

NEC has also announced that it expects to start producing plasma display panels next year, in sizes up to 60in. Plans are for production to increase to 150,000 a month by 2000.

Fujitsu expects one in ten widescreen TV sets on sale in 2000 to use plasma display technology, representing sales of 3.3m a year.

Although plasma, an electronic discharge in gas, is the common element in these various displays, several quite distinct technologies are involved. Matsushita uses d.c. plasma technology while Fujitsu and NEC use a.c. plasma technology. Sony's approach is quite different: the plasma discharges are used for switching, in conjunction with an LCD system.

It's likely that the life of a plasma display panel would be inherently less than that of a c.r.t.

## Video News

Sharp has launched, in Japan, a couple of VCRs that can record two programmes simultaneously on a single tape. Models VCBF70 and VCBF80 incorporate three tuners, two terrestrial and one satellite, and two timer systems. The user can view the two programmes at the same time either by splitting the TV screen vertically, or in picture-in-picture form. Alternatively the programmes can be watched at separate times. Apparently prices start at around £520, which

seems remarkable.

Olivetti has launched Envision, a box that looks like a VCR but contains a 486 or Pentium microprocessor chip, a hard disc and a CD-ROM drive. It plugs into a domestic TV set and can be used for playing CD audio, Video CD and CD-ROM discs. Operation is via a wireless keyboard. Owners can also use Windows programs and a modem. Princes start at around £1,300.

Apple Computer and Compaq are the latest companies to launch computers with built-in tuners and an MPEG video board.

able to visit every residential and business address to check whether the temporary test signals affected picture quality with VCRs.

Pace began production of MPEG-2 digital Pay-TV receivers during the summer. The company is thought to be producing some 15,000 units per week.

## Catalogues

*CPC's new 1996 catalogue was introduced on September 1st. It has over 1,600 full-colour pages covering everything from OEM spares to the latest electronics and mechanical components and accessories. There are over 39,000 products, including nearly 10,000 new items. Several new product sections have been added. These include opto-electronics, PCB prototyping, surface-mounted devices, motor control, and datacomms/networking. The catalogue is available free of charge to CPC account holders. To open an account, ring one of the telephone sales operators on 01772 654 455.*

*The 1995/1996 Wizard Distributors catalogue is now available free of charge to trade customers. This latest edition has been expanded to include many new items and illustrations. Existing customers will receive a copy automatically. Those who have not previously dealt with the company can obtain a copy from Wizard Distributors, Empress Mill, Empress Street, Manchester M16 9EN - telephone 0161 872 5438, fax 0161 873 7365.*

## Digital TV

The BBC carried out digital terrestrial TV engineering tests from the Ogmere Vale relay transmitter in Mid Glamorgan during September. The transmitter serves viewers in the Ogmere Vale and Nantymoel areas. It was hoped to be

# MANOR SUPPLIES

QUALITY TV & VIDEO SPARES SUPPLIED FOR ENGINEERS BY ENGINEERS

## MKV PAL COLOUR TEST GENERATOR FOR DOMESTIC TV & VCR

TEST DEMONSTRATIONS AT 172 WEST END LANE



- ★ 40 different patterns and variations.
- ★ Fully interlaced synch pulses with correct picture blanking.
- ★ EBU colour bars, BBC colour bars, whole rasters & split bars (specially useful for VCR service), white, yellow, cyan, green, magenta, red, blue and black.
- ★ Chequerboard.
- ★ Mono outputs with border castellations, cross hatch, grey scale, vertical lines, horizontal lines and dots. UHF modulator output plugs straight into receiver aerial socket.
- ★ Additional video output for CCTV & VCR.
- ★ Facilities for sound output.
- ★ Easy to build kit, standard parts. Only 2 adjustments. No special test equipment required.
- ★ Mains operated with stabilised power supply.
- ★ All kits fully guaranteed with back-up service.
- ★ Also available with VHF Modulator.

Price of Kit **£79.00**  
 Case (10" x 6" x 2 1/4") app **£19.00**  
 Optional Sound Module (6MHz or 5.5MHz) **£5.90**  
**Built & Tested in Case including Sound Module £139.00**  
 Post/Packing £4.50  
 Add VAT 17.5% TO ALL PRICES

## PAL COLOUR BAR GENERATOR (Mk4)

- ★ Output at UHF, applied to receiver aerial socket.
- ★ In addition to colour bars R-Y, B-Y etc.
- ★ Cross-hatch, grey scale, peak white and black level.
- ★ Push button controls, battery or mains operated.
- ★ Simple design, only five i.c.s on colour bar P.C.B.
- ★ Backup service available.

PRICE OF Mk4 COLOUR BAR GENERATOR KIT **£39.00.**

CASE **£5.80.** BATT HOLDERS **£4.20**

MAINS SUPPLY KIT **£5.80**

(Combined P&P £4.50)

VHF MODULATOR (CH 1 to 4) FOR OVERSEAS **£6.80**

EASILY ADAPTED FOR VIDEO OUTPUT & C.C.R.V

ADD VAT 17.5%

## LINE OUTPUT TRANSFORMER TESTER

- ★ Service Aid.
- ★ Saves time and Money.
- ★ Checks short turns.
- ★ Simple to use.
- ★ Reliable.
- ★ Battery operated.
- ★ Pocket size

PRICE **£24.00**  
 POST/PACKING **£2.50**

ADD VAT 17.5%

## VIDEO (PAL) TO R.G.B. CONVERTER

- ★ Ready built & tested
- ★ Incl. Power Supply
- ★ Video In - Phono
- ★ 5-VHS Adaptable
- ★ R.G.B. + Sync Out - Scart
- ★ Colour/Brightness/Contrast Controls
- ★ Size 5" x 5" x 2"

PRICE **£99.00** POST/PACKING **£3.50**

## CRT TESTER & REACTIVATOR KIT

- ★ For Colour & Mono complete with Case. Panel Meter Indicator - can be adapted for latest CRTs **£55.00 P.P. £4.50**

## KITS AND PROJECTS

- ★ SAW IF AND TURNER UNIT complete and tested for video & audio outputs **£28.50 p.p. £1.80.**
- ★ PAL DECODER KIT (Video to RGB) for Monitors **£27.00 p.p. £1.80.**
- ★ PAL ENCODER KIT (RGB to Video) **£20.00 p.p. £1.80.**
- ★ INFRA RED REMOTE CONTROL TESTER Infra Red Remote Control Tester **£10.00 P.P. £2.50.**

## TV & VIDEO SPARES

### REMOTE CONTROLS

Replacement for: Ferguson, Hitachi, Philips, Panasonic, Grundig, ITT, Sony, Saisho, Granada. Saisho + many others Phone for make and model no.

### IC SELECTION

14DN487	£15.80	SL470/471	£4.00	TA4681JN	£6.80	TA2600	£6.50	TD42000	£22.50
AN5521	£3.80	SL486	£3.20	TA8739P	£4.50	TA2611A	£1.90	TD47052	£2.50
AN5900	£2.20	SL490	£3.80	TBA121	£5.80	TA26240	£3.20	TD48138	£2.20
BA6209	£6.80	SL1430	£2.80	TBA1205	£2.80	TA2653A	£2.80	TD48140	£2.50
BA6219	£3.80	SL1432	£6.80	TBA750	£2.20	TA2654A	£5.70	TD48153	£7.80
BA6229	£3.80	SN7626DN	£1.80	TBA920	£2.80	TA2655B	£16.60	TD48170	£3.00
BA6238A	£6.80	SN76705	£9.80	TBA950	£2.20	TA2670	£3.20	TD48172	£12.95
BA6239	£3.80	ST4441	£2.80	TBA2000	£1.80	TA2680	£3.80	TD48175	£3.50
CCUF8G07	£14.40	STK3322	£21.80	TCA270	£1.80	TA2690	£3.80	TD48180 Kit	£7.50
CNX62	£4.00	STK3325	£6.80	TCA800	£6.80	TA2780	£6.80	TD48190	£3.80
HA11211	£2.80	STK3326	£6.80	TD6316AP	£4.80	TA3190	£4.20	TD48305	£12.96
HA11423	£3.80	STK3331	£3.80	TD4103T	£2.40	TA3201	£6.80	TD48341	£4.20
HA5138SP	£21.50	STK3332	£4.80	TD41037	£3.90	TA3303	£19.80	TD48372A	£8.40
LA4445	£3.00	STK3333	£13.80	TD41044	£2.90	TA3330	£12.50	TD48380	£3.20
LA4470	£4.95	STK3337	£4.80	TD41060	£3.80	TA3504	£6.80	TD48442	£2.80
LA4520	£3.80	STK3338	£6.80	TD41062	£4.00	TA3505	£15.80	TD48443	£3.80
LA7800	£1.80	STK3339	£6.80	TD411705	£1.80	TA3506	£4.80	TD49503	£3.80
LA7820	£2.80	STK3342	£4.80	TD41180	£2.20	TA3510	£9.80	TD49513	£4.80
LA7830	£2.80	STK3342Z	£5.20	TD41185A	£3.20	TA3540	£2.50	TEA1009	£2.20
LA7801	£3.50	STK3392	£2.80	TD4102A	£2.80	TA3541	£3.50	TEA1014	£3.50
LA7820	£3.80	STK5421	£5.80	TD41432P	£5.70	TA3561A	£5.80	TEA1039	£1.90
LA7830	£2.80	STK5422	£5.20	TD41512	£3.20	TA3562A	£4.00	TEA2018A	£2.20
LA7835	£2.20	STK5471	£4.50	TD41515	£4.50	TA3565	£7.80	TEA2026	£5.80
M10481	£3.80	STK5481	£5.80	TD41571	£5.80	TA3566	£11.80	TEA2029	£5.80
M29381	£18.80	STK5482	£4.90	TD41524	£6.80	TA3571B	£9.50	TEA2031	£1.80
M490BB1	£18.80	STR5490	£7.80	TD41670A	£3.20	TA3576B	£10.25	TEA2164	£3.95
M491BB1	£9.80	STR6962	£3.80	TD41701	£3.80	TA3640	£5.20	TEA2165A	£4.80
M10481	£3.80	STR6991	£3.80	TD4170A	£6.80	TA3650	£7.20	TEA2166	£4.80
MC13002P	£5.80	STR7308	£4.80	TD41870	£6.80	TA3651	£2.50	TEA5115	£6.80
MDA2062	£3.80	STR7348	£5.40	TD41872	£9.80	TA3653A	£3.20	TMS1000N2L1	£6.80
ML925	£4.80	STR8487	£6.80	TD41908	£2.80	TA3653B	£3.20	TMP47C32AP	£1.90
ML925	£4.80	STR8487	£6.80	TD41908	£2.80	TA3653B	£3.20	TMP47C32AP	£1.90
PCD8572P	£9.00	STR4090	£13.50	TD41930	£3.50	TA3810	£5.50	TMP47C432AP	£1.90
SAA1024	£5.80	STR5412	£4.95	TD42004	£2.80	TA4420	£2.20	819	£15.50
SAA1061	£5.80	STR10006	£5.80	TD42006	£2.80	TA4426	£3.20	TMP47C434N	£1.90
SAA1061	£5.80	STR10006	£5.80	TD42006	£2.80	TA4426	£3.20	TMP47C434N	£1.90
SAA1250	£3.80	STR44115	£9.80	TD42030	£2.80	TA4442	£2.80	TMP47C434N	£1.90
SAA1251	£3.80	STR50020	£6.80	TD42030A	£3.80	TA4443	£7.80	3555	£15.50
SAA1293.02	£6.00	STR50103	£4.80	TD42040	£7.80	TA4500	£4.00	TMP47C434N	£1.90
SAA1293.03	£6.80	STR50115	£14.50	TD42050	£3.20	TA4501	£5.00	3415	£14.90
SAA5000	£6.80	STR54041	£6.80	TD42150	£3.20	TA4502A	£18.50	TUA2000	£8.50
SAA5010	£5.80	STR55041	£10.50	TD42270	£3.90	TA4503	£7.80	U2829B	£6.50
SAA5012	£5.80	STR58041	£5.80	TD42340	£2.20	TA4505E	£5.00	U3606	£14.80
SAA5030	£6.80	STR6020	£7.80	TD42576A	£5.80	TA4555	£9.80	UJFC1363C	£5.80
SAA5050	£11.80	STRD1806E	£5.80	TD42577A	£3.20	TA4565	£2.80	UJFC1363CA	£5.80
SAA5231	£7.80	STR64020	£12.80	TD42578A	£4.70	TA4600	£3.80	UPC1378	£1.90
SAB3035	£9.80	STR6108E	£5.80	TD42579A	£3.20	TA4601	£2.80	UC3844	£1.50
SAB3035	£9.80	TA7680AP	£5.80	TD42581	£3.80	TA4605	£2.20	UPC140CA	£12.80
SAB3037	£7.80	TA7681P	£7.80	TD42582	£2.50	TA4610	£6.80	UPC1488	£3.20
SABF032	£4.50	TA7698P	£6.80	TD42593	£1.80	TA4690	£1.60	UPC1498	£3.20
SABF032	£4.50	TA7699P	£13.50	TD42594	£1.80	TA45510	£12.50	UPD139C	£4.80
SDA2546	£9.00	TA8690	£22.50	TD42595	£5.80	TD45850	£2.80	IC p.p. 90p	

### LINE OUTPUT TRANSFORMERS p.p. £1.80

ALBA CTV14RS	£23.80	PHILIPS KT3	£12.90
B&O LX2500, 2800 AT207781	£23.50	PHILIPS K30	£22.80
BUSH 2914T	£15.80	PHILIPS CTX-E5	£22.80
BUSH A1207910	£34.80	PHILIPS KT4	£22.50
DECCA/TATUNG 145.146.147P/N853786	£21.90	PHILIPS 2A	£16.90
FIDELITY ZX2000	£15.50	PHILIPS K40	£27.50
FIDELITY ZX2000	£14.50	PHILIPS 3A	£16.90
FIDELITY ZX3000 22"	£21.80	PHILIPS 2B	£16.90
FIDELITY CTV140	£18.00	PHILIPS CF1	£23.90
GOLDSTAR CT1225 154-125A	£16.95	PHILIPS CP90	£15.50
GORMANS TV20	£15.50	PHILIPS CP10	£32.00
GRUNDIG CUC70	£19.80	PHILIPS GR1AX	£29.80
GRUNDIG CC2201, 2401, 3300, 3400	£19.80	PHILIPS NCU2	£29.50
HINAR CT1, CT5	£14.00	SAISHO CT14R, CT141, 3714022	£18.00
HITACHI CPT1455, 1456, 1476, 2434/41	£14.50	SAISHO CT14B, CT142B, 3214009	£16.80
HITACHI CPT1258 1626, 2432981	£19.50	SANYO CBP2144, 2145	£22.80
HITACHI CPT1274, 2176, 2178, 2434274	£14.00	SANYO CPT192, 7185	£29.80
HITACHI CPT2476, 2478, 2434002	£16.50	SELEC 145E 121 UK	£24.00
HITACHI CPT2074, 2274, 2433752	£15.50	SOLAVOX 14R19	£16.50
HITACHI/SALORA FMS03A	£49.80	SOLAVOX 16R19	£16.50
HITACHI/SALORA FMS03B	£55.00	SOLAVOX 20T19	£21.80
HITACHI/NOKIA Compact B.110"	£17.80	SOLAVOX 22R19	£21.80
HITACHI/NOKIA Compact 80, 110"	£14.80	SOLAVOX 22S19	£15.00
HITACHI/NOKIA Compact 90, 110"	£14.70	SOLAVOX 22T09	£15.00
HITACHI/NOKIA Compact 80, 110" FST	£14.70	SOLAVOX 22T19	£15.00
HITACHI/NOKIA Compact 80, 110" FST	£15.80	SONY KVA11Z	£29.00
HITACHI/NOKIA Monoprint A	£14.70	SONY KV1440, 1460	£20.00
HITACHI/NOKIA CVC 50, 80, 803	£14.95	SONY KV1882	£24.80
HITACHI/NOKIA CVC 800, 801, 803	£14.95	SONY KV2056, 2062	£32.00
HITACHI/NOKIA CVC1100, Picos	£16.50	SONY KV2058	£29.80
HITACHI/NOKIA CVC1150, 1175	£14.95	SONY 2212, 2216, 2217	£24.80
HITACHI/NOKIA Core 90" 4515-03-46	£18.45	SONY KV21XRTU	£52.00
HITACHI/NOKIA Core 110" 4515-03-48	£18.45	SONY KV2252/56, 2752/56, 2762/66 PE3	£29.00
HITACHI/NOKIA Core 110" 4515-03-48	£15.50	SONY KV27XRTU	£25.00
HITACHI/NOKIA Core 110" FST	£18.80	THORN/FERG TX0	£23.50
LOEWE C9000, Art. 1, Art T21, Art T28, Contur T24, T28, Profi T28	£18.50	THORN/FERG TX89	£23.50
LOEWE C8001, Classic M24, S127, S28, Contur S124, S127, S128, S24, S28, Profi S28	£22.50	THORN/FERG TX90 14", T9031, Red Spot	£16.90
LOEWE Classic M124, M27, Contur M27	£18.50	THORN/FERG TX90 20", T9044, White Spot	£14.80
LOEWE Profi M21	£34.40	THORN/FERG TX100/110" T6033L, Green Spot	£13.50
LUXOR 5810110.01	£27.60	THORN/FERG TX100/90" 243802, Yellow Spot	£16.90
MATSUI 1440A, 1480A, 3714002	£15.00	THORN/FERG TX100/110" FST, T6045L	£16.80
MATSUI 1420B, 1440B, 3214009	£16.80	THORN/FERG TX100/90", T6031, Blue Spot	£24.80
MATSUI 1422, 1450, 1455	£16.80	THORN/FERG 51P7	£32.00
MATSUI 1465	£21.80	THORN/FERG ICCS, 44076100	£28.00
PANASONIC TLF14529F, TLF14568F	£18.50	THORN/FERG ICCS, 47239001	£21.80
PANASONIC TLF14521F, TLF14576F	£18.50	THORN/FERG ICCS, 47239700	£18.00
PANASONIC TLF14586F	£21.80	THORN/FERG ICCS, 59M45	£28.00

MANY OTHER LOTS IN STOCK, PLEASE PHONE WITH MAKE AND MODEL NUMBER

### TRIPLERS EHT MULTIPLIERS p.p. £1.80

CONTINENTAL UNIVERSAL TVK & BG RANGE (Quote exact no.)	£13.80	DECCA/TATUNG BG 200/44 TYPE	£7.80
TVK 96-3 £18.80		GRUNDIG BG 2097-642-1003/1004	£14.80
U.K. UNIVERSAL (best quality)	£7.80	GRUNDIG BG 2097-642-1001/1002/1006	£14.80
		GRUNDIG BG 2000-641 £13.80	
		THORN 9000	£9.80

### MISCELLANEOUS p.p. £1.80

VHF/UHF upconverter	£40.00 p.p. £3.50	TV FAULT FINDING GUIDE	£14.80
INFRA RED REMOTE CONTROL TESTER	£10.00	VCR FAULT FINDING GUIDE	£15.80
MAINS TRANSFORMERS: 6.3 Volts CRT boost	£8.80 p.p. £1.80	HITACHI FRAME MODULE HM 6251	£9.80
Mains Isolating 500VA	£51.25 p.p. £5.25	HITACHI THERMISTOR TH902	£2.85
485 CRYSTALS for handsets			

# Inside the Ferguson TX90E Chassis

Part 2

Mark Paul

This month we'll look at the video processing circuitry in the chassis. There are two chips involved, the bus-controlled TEA5040S video processor IV01 and the TEA5640F colour decoder chip IC01. Their links with the rest of the circuitry used in the chassis can be seen from the block diagram shown in Fig. 1 last month. We will look at each of these chips in turn and the functions they perform.

## The Video Processor

To simplify matters we'll describe the various sections of this chip separately.

Fig. 6 shows, in block diagram form, the composite video inputs and outputs and the associated switching and switch

Switching is controlled by the two-way, three-line serial data bus. The lines are for the clock signal, the data and an enable signal. These inputs have to be decoded to carry out the required switching. The selected composite video signal appears at pin 42. It's passed via an external buffer transistor (TV02) to a high-pass filter to separate the chroma signal and a combined chroma trap and delay line to separate the luminance signal. The chroma signal is fed to pin 25 of the colour decoder chip IC01, while the luminance signal is returned, via another external buffer transistor (TV09), to pin 12 of IV01. The composite video output to the scart socket is taken from pin 40, via internal and external (TV01) buffer stages.

The timebase chip IL01 receives an input from pin 42 of

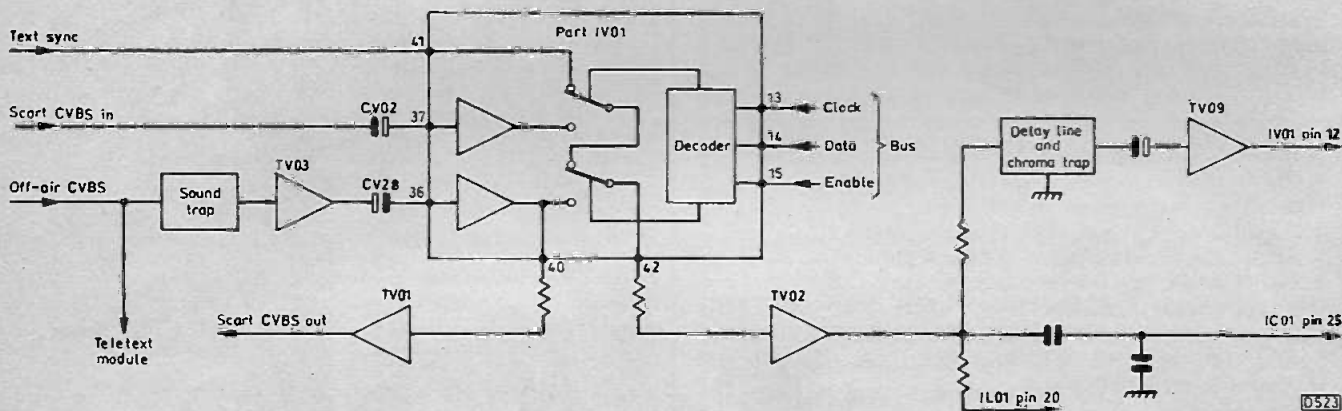


Fig. 6: The composite video switching arrangement used in the video processing chip IV01.

control arrangements. The off-air composite video (CVBS) signal is fed to pin 39 via a sound trap, buffer transistor TV03 and the 10µF coupling capacitor CV28. External composite video from the scart socket enters the chip at pin 37, again via a 10µF coupling capacitor (CV02). Pin 41 receives a composite sync input from the teletext module.

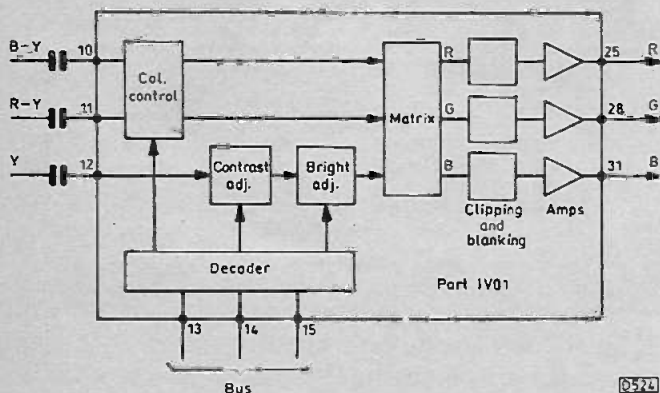


Fig. 7: The contrast/brightness/colour control, matrixing and RGB output sections of the chip.

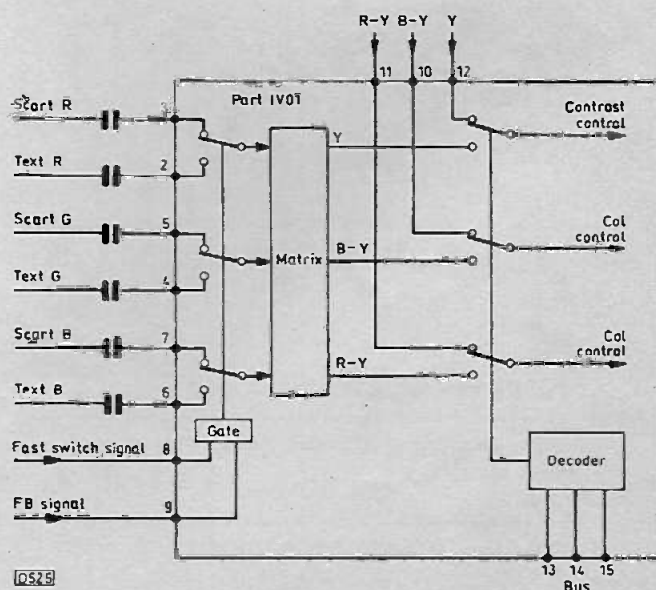
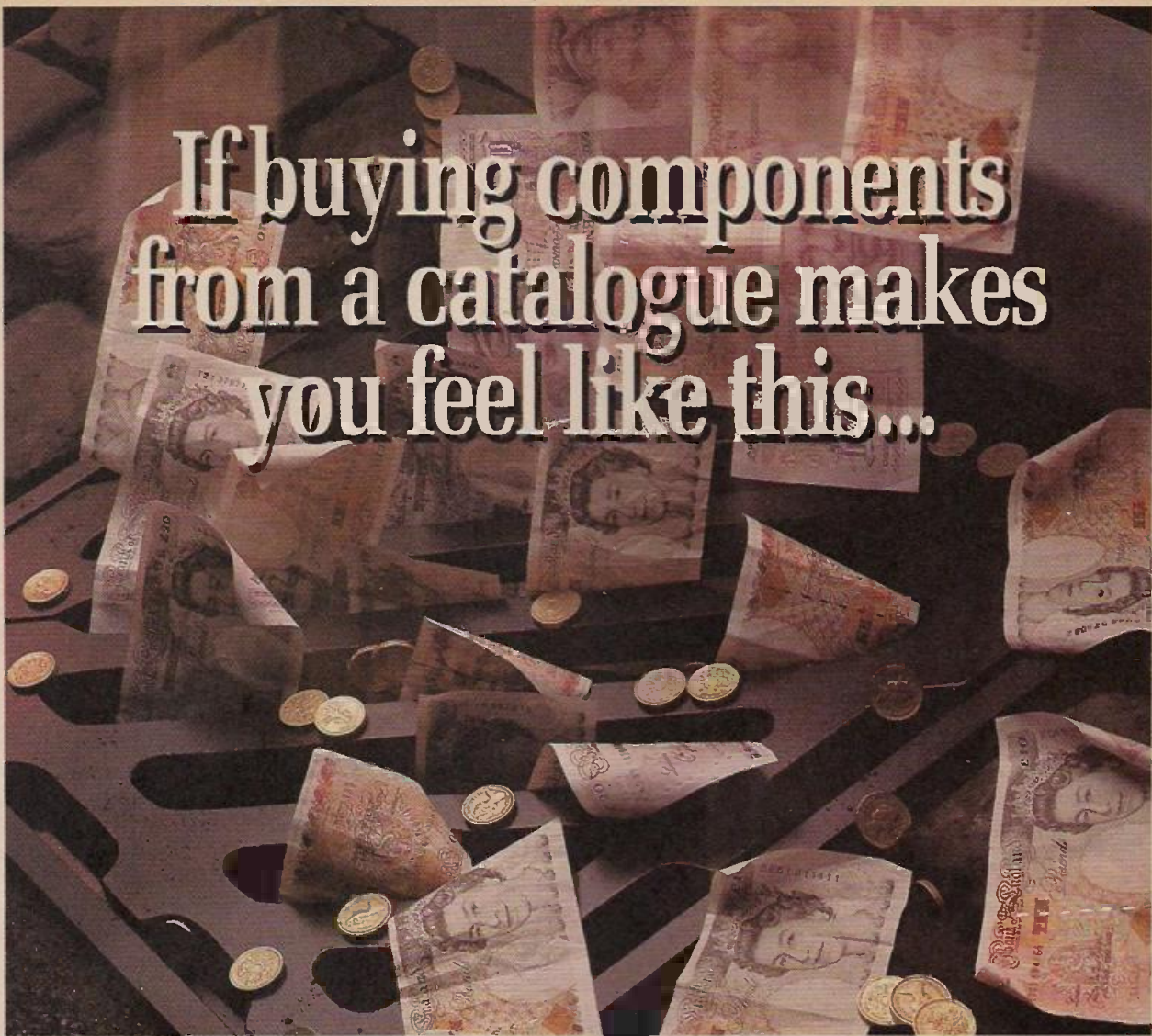


Fig. 8: The RGB inputs are converted to luminance and colour-difference form for feeding to the contrast etc. control section of the chip.



If buying components  
from a catalogue makes  
you feel like this...



...we'll make you feel better.

Buying from your present supplier may feel like money down the drain. Buying from CPC is money in your pocket.

**You get a choice of 39,000 quality products from over 300 leading manufacturers.**

At CPC we only stock quality products from quality manufacturers. All the biggest equipment names are represented in our catalogue including TDK, 3M, Duracell, MK, Weller, Sony, CK etc.

**Over 27,000 companies get a better deal with us.**

And the list is growing by the day. From our inception in 1967, we have enjoyed year on year growth, seeing our client base of 2,000 in 1986 boosted by a further 25,000 companies who have switched to CPC - and stayed!

**The catalogue couldn't be easier to use.**

Whether you are a service engineer, OEM, school or manufacturer, whatever your component needs, you'll find them all listed in our easy to use index and cross reference section. Audio products, batteries, computer products, hardware, motor control, semiconductors, surface mount, tools and original manufacturers spares are just some of the sections included.

**NEW**  
Catalogue  
is now available



**10,000 NEW PRODUCTS**

**NEW SECTIONS INCLUDING**  
Datacomms & Networking  
PCB Prototyping  
Optoelectronics  
Surface Mount  
Motor Control

**Ordering couldn't be simpler.**

Our sales office is open Monday to Saturday taking orders by phone, fax and post.

**Diamond Service means same day despatch is guaranteed.**

Representing the ultimate in customer service, CPC's Diamond Service ensures all orders received before 5.30pm, are despatched the same day - guaranteed.

**How to open an account today.**

Just pick up the phone, give us the details and the job's done. And once you're on our database we'll send you bulletins on all the latest products and great offers from CPC, four times a month.

**Free catalogue, free carriage.**

Once you've opened an account, we will send you a complimentary 1,700 page catalogue and with all orders over £30 carriage is absolutely free! So, if you want to stop your money going down the drain, call us today.

CPC's 50,000 square foot headquarters in Preston. Our friendly staff are there to help you.



State-of-the-art storage and handling facilities.

Open YOUR account today,  
tel 01772 654455 or fax 01772 654466



Good people to deal with!

CPC, Faraday Drive,  
Fulwood, Preston, Lancashire.

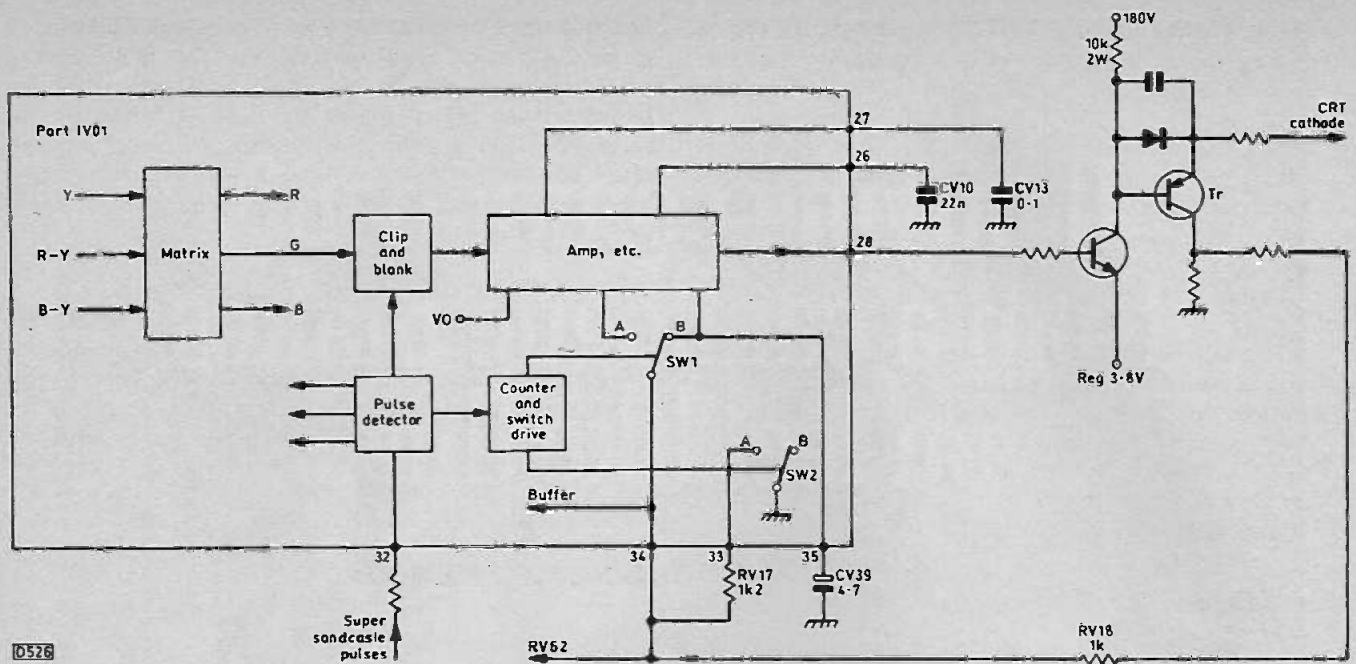


Fig. 9: One of the RGB channels, showing the auto grey-scale tracking system.

IV01, the tap-off point being after buffer transistor TV02: this input may be the off-air or scart composite video or the sync signal from the teletext module.

Fig. 7 shows the section of IV01 that receives the delayed luminance signal (at pin 12) and the decoded chroma inputs from IC01. The latter are now in colour-difference signal form, and are fed in at pins 10 (B - Y) and 11 (R - Y). This is followed by colour, contrast and brightness adjustment as required, again under bus control. The actual control action is carried out by internal digital potentiometer circuits. The colour and contrast levels are ganged electronically to avoid desaturation when the contrast is adjusted.

This is followed by matrixing to produce the RGB signals for the output stages on the c.r.t.'s base panel. Peak beam limiting is carried out by high-clip circuits in the output section of the chip. The R output is at pin 25, the green output at pin 28 and the blue output at pin 31.

As shown in Fig. 8, there is provision for feeding two sets of RGB signals into the chip, scart RGB at pins 3, 5 and 7, or text/on-screen display RGB at pins 2, 4 and 6. Which signals are selected is determined by the fast blanking inputs at pins 8 and 9, assuming that the bus has carried out RGB/CVBS mode selection. When pin 8 is active, the scart RGB signals are routed through: when pin 9 is active either teletext or an OSD appears on the screen.

An important input is the super sandcastle pulse at pin 32, see Fig. 9. The SSC pulse detector circuit produces burst blanking pulses, line flyback and composite line and field blanking pulses from its input.

A new, longer blanking signal is generated from the composite blanking section of the SSC pulse - field blanking lasts for 23 lines, to overcome the line counter effect used in the now standard automatic form of grey-scale adjustment. We'll now turn to this.

### Automatic Grey-scale Adjustment

With the current generation of video processing and colour decoder chips the traditional six tube cut-off and drive controls are no longer necessary. These chips use sample-and-hold feedback loops to set the basic level of the RGB drive signals applied to the tube. The RGB channels

right up to the tube itself form part of these loops.

The technique involves the insertion, during the field blanking period, of a sequence of check pulses in the tube's RGB drives. Fig. 10 shows the pulse arrangement used here. Drive and quasi cut-off pulses for each primary colour (G, R and B) are inserted on lines 17, 18, 19 and 21, 22, 23 respectively. The pulses on lines 17 and 21 are used to check the tube's green gun conditions, the pulses on lines 18 and 22 the red gun conditions and lines 19 and 23 the blue gun conditions. All three channels are blanked during line 20.

A pnp emitter-follower transistor is included between each RGB output stage and the relevant tube cathode. Fig. 9 shows the arrangement, for one channel, with transistor Tr the emitter-follower. This transistor's collector current is used as the measure for automatic grey-scale correction.

During lines 17, 18 and 19 one cathode's current is about 500µA. The resultant voltage at the relevant emitter-follower's collector appears at pin 34 of IV01, where it's

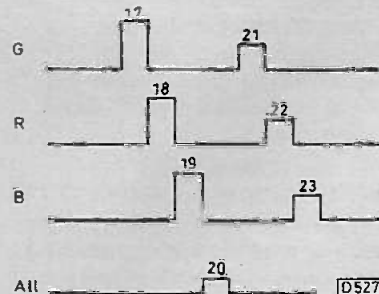


Fig. 10: The pulses used for auto grey-scale tracking. They are generated within IV01 and added to its RGB outputs.

compared with an internally generated voltage (VO) of 0.5V - switches SW1 and SW2 are both in position A. The relevant 'drive memory' capacitor (CV09 red, CV10 green, CV11 blue) then receives a charge which determines the gain of the relevant channel.

During line 20, the RGB outputs from IV01 are blanked. Thus only c.r.t. leakage currents flow. As the impedance at

pin 34 of IV01 is now high (SW2 is in position B), even a low total leakage current produces a measurable voltage. Since SW1 is in position B, a charge is developed across CV39 at pin 35.

During the following lines 21-23 SW2 remains in position B while SW1 returns to position A. The three 'cut-off' cathode currents are measured in sequence, at pin 34, each voltage being compared with that previously stored by CV39. The relevant 'cut-off memory' capacitors (CV12 red, CV13 green, CV14 blue) are then charged, subsequently providing a black-level clamp action.

Note that SW1 is in position B on only line 20, while SW2 is in position B on only lines 20-24. At all other times the switches are in position A.

As a result of the action of these sampling feedback loops, carried out once per frame to set up the RGB drive levels, correct grey-scale tracking is maintained throughout the life of the tube.

### Beam Current Limiting

There is 'average' beam current limiting and the usual beam current limiting based on the voltage at the earthy end of the e.h.t. section of the line output transformer. Fig. 11

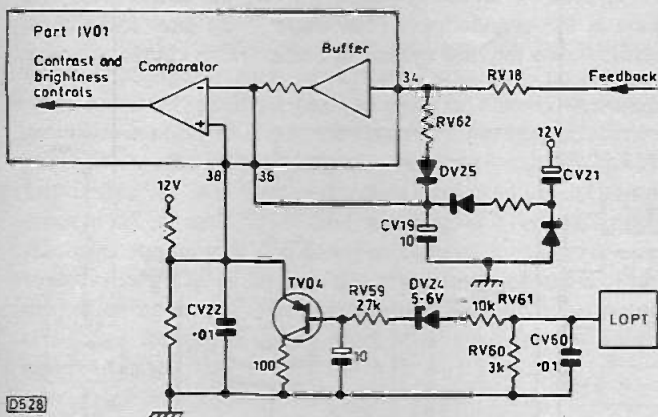


Fig. 11: The beam current limiting systems.

shows the relevant details. The integrating circuit RV62/DV25/CV19 develops across the capacitor a voltage that corresponds with the total instantaneous beam current. This voltage is applied via pin 36 of IV01 to a comparator whose other input, at pin 38, is obtained from the 12V line. When the voltage across CV19 reaches a level that corresponds with 78 per cent of the maximum permissible beam current, the RGB drives are reduced via the contrast and brightness control circuits.

Conventional beam current limiting is carried out by transistor TV04, whose base is linked to the earthy end of the e.h.t. generator system via RV59, zener diode DV24 and RV61. Should the voltage across RV60 reach DV24's zener voltage TV04 will switch on, reducing the voltage at pin 38 of IV01. The action is again via the comparator – whether one input is increased or the other decreased the result is the same.

### The Colour Decoder Chip

The TEA5640F colour decoder chip IC01 incorporates a digitally controlled PAL/SECAM signal identification system. At switch on it operates in the SECAM mode, with an external bandpass filter that's tuned by internal capacitors to the 4.286MHz SECAM carrier. If it doesn't detect a

SECAM signal by the end of a set waiting period it switches to the PAL mode, with the bandpass filter now tuned to 4.43MHz. Again, if no colour signal is detected by the end of the waiting period it switches back to SECAM. This sequential signal scanning continues until a signal is recognised. The waiting period is derived from a 62.5kHz signal that's fed in at pin 15. This reference signal comes from the microcontroller chip IR01.

Colour decoding is carried out conventionally, with system switching as necessary. A separate regulator circuit provides an 8V supply for the chip at pin 9. The series regulator transistor TC01 is external while its control circuit is internal. TC01 receives a 13V supply derived from the line output stage at its collector. Its emitter supplies pin 9 of the chip. An internal comparator and current source transistor control TC01's base via pin 10.

## THE SATELLITE BOOK

A thoroughly revised and updated fourth edition of *The Satellite Book* has been published by Swift Television Publications, 17 Pittsfield, Cricklade, Wilts SN6 6AN – telephone 01793 750 620, fax 01793 752 399. The large A4 format book, with 302 pages, provides information on all aspects of satellite TV theory and practice and is copiously illustrated. The new universal LNBs are covered, also how to switch satellites without any moving parts. There are chapters on such subjects as digital compression techniques and MPEG-2 broadcasts. The book costs £32 plus carriage – £2.50 UK, £5 Continental Europe, £16 to the rest of the world – from the above address.

## BPL BRAND TV SETS

We understand that spares and service information on BPL brand TV sets are available from Falmouth Hi Fi, 14 Market Strand, Falmouth, Cornwall TR11 3DE. Telephone 01326 313 412.

## ECONOMICALLY PRICED SCOPES

A new range of economically priced scopes has been introduced under the Mr Analog name. There are at present five models, with frequency responses up to 100MHz, sensitivities down to 2mV/div and timebase speeds from 500msec/div to 20nsec/div, all with an accuracy of  $\pm 2$  per cent. A  $\times 10$  multiplier reduces the shortest timebase speed to 2nsec/div, with an accuracy of  $\pm 3$  per cent. All models have a six-inch screen. Three models have auto set-up on all three input channels. There is also a full on-screen parameter display, a frequency counter and cursor measurement capability. Further models are expected shortly, including a 200MHz version. For further details and current prices, apply to Hesing Technology, 41 Bushmead Road, East Socon, St. Neots, Cambs PE19 3BT. Telephone 01480 386 156, fax 01480 386 157.

## OZAN TELETEST KITS

Ozan has launched a range of Custom Teletests – TV test pattern generators that you can build yourself. With full features, the prices start at £69.95 plus VAT. They can be upgraded to suit your needs. An ideal Christmas present for all TV engineers! For further details Freecall Ozan on 0500 009 070 – or refer to the advertisement on page 15 of this issue.

# Domestic Multi-channel TV Distribution Systems

Part 2

Bill Wright

In Part 1 last month I described the TV/video arrangements at the Clutter household – the system that had been giving them such poor results. It had evolved gradually over the years as various additions had been made. This time we'll describe the design and installation of the new system, based on current best practice.

## Off-air Reception

The first thing we did was to check whether good reception could be obtained from the local high-power transmitter (Emley Moor). Unfortunately it couldn't. This was a great pity, because the use of strong local signals, including the correct regional ITV, would have greatly simplified matters.

range. But because the police transmissions were of short duration and not very frequent, it was not possible to tune the filter to them directly. Instead, a frequency analyser was used to determine the exact frequency: the filter was then connected between a broadband noise source and the analyser and tuned to produce a notch at the relevant frequency. The filter had to be fitted ahead of the masthead amplifier of course. Its through loss was about 1dB on ch. 23.

The Clutter clan insisted on reception of Yorkshire TV, but seemed to be oblivious to regional differences on BBC-1 and BBC-2. Of the local channels therefore I decided to put only Yorkshire ITV on the system, removing the others. This was done at the channel-pass filter stage – see later and Fig. 1, which shows the new system in outline. This course of action

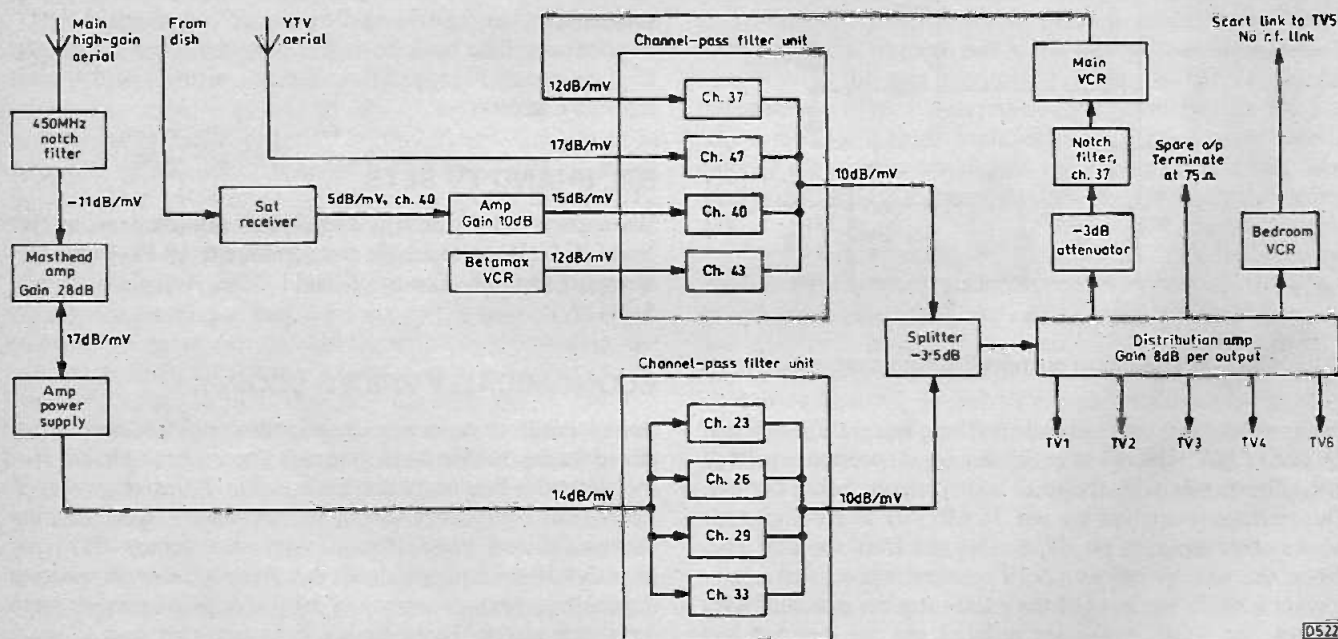


Fig. 1: New distribution system for the Clutters. Compare with Fig. 1 last month.

Use of a third possible transmitter, Belmont, was considered but was ruled out. The field strengths were little better than those from Bilsdale, the transmitter we decided to use, while in this area reception from Belmont is susceptible to co-channel interference from Europe – an aerial that points at Belmont also points at Holland and Belgium.

A good-quality, high-gain aerial was duly installed, pointing due north to Bilsdale some sixty miles away. This provided signals of  $-9\text{dB/mV}$  to  $-11\text{dB/mV}$ , with which I was happy. Because Bilsdale is to the north we can use it without fear of interference from Europe, even when the field strength is low. So  $-11\text{dB/mV}$  is o.k.

A standard Band IV notch filter was used to remove the police transmissions, 450MHz being just within its tuning

has several advantages. First, the fewer channels there are on the system the better, because the cross-modulation ceiling rises 3dB every time the number of channels is halved. As the Emley Moor signal levels varied widely, reducing them to one channel greatly reduced the potential for intermittent cross-modulation. Furthermore, had I left dodgy versions of BBC-1, BBC-2 and Channel 4 available, the Clutters would undoubtedly have tuned in to them – and then moaned. As it was, I stressed to them that YTV should be regarded as a secondary service, to be used only when there was a different programme on Tyne-Tees from Bilsdale.

Careful positioning of an 18-element aerial for Emley Moor produced a YTV signal of  $17\text{dB/mV}$ . This was about  $12\text{dB}$  below the line-of-sight figure. The aerial was aligned

with reference to YTV reception only. There was noticeable ghosting on YTV; the other channels were very poor, one being virtually unwatchable.

### Channel-pass Filters

With a difficult system like this one, where the available off-air signals are not good and there are a number of domestic modulator derived signals, each and every signal input must be filtered before it is combined with the others. Since we are dealing with 8MHz wide TV channels, the filters used should have a bandwidth just sufficient to accept one such channel without distorting the signal.

Channel-pass filters are available from a number of sources. The types with which I am most familiar are imported by Taylor Brothers of Oldham and are sold as the TCFL series. They come in units that contain one, two, four or six separate channel-pass filters. Each channel is passed through three tuned stages and a variable attenuator. Through loss is usually 2 or 3dB. Fig. 2 shows a typical frequency response for a four-channel unit. With all units the channels accepted appear at the same output socket, though any input configuration is possible. With a four-channel unit for example you can have four separate inputs, two inputs each with two channels, or one single-channel input and one three-channel input.

The input configuration required should be specified when ordering, but altering it is easy enough. The channels should also be specified, but can again be altered afterwards – within a limit of about  $\pm 7$  channels. Further retuning is possible, but the through loss may become excessive. As it's impossible to stock every conceivable filter, a certain amount of re-configuring and retuning is often necessary. Accurate retuning is not possible without a spectrum analyser and a noise generator. Simply retuning for maximum output using a signal-strength meter will give very poor results, as the tuned stages must be aligned for the correct bandwidth.

### Signal-level Planning

The signals that pass through an amplifier or other active device must do so at a level that is within the device's operating range. With a domestic system, a single broadband amplifier will be used to bring the signals up to the correct level for distribution. If the signal levels are too low, excessive noise will be introduced; if they are too high, cross-modulation and other undesirable effects will appear. As a rule of thumb, run the amplifier at a maximum gain of about 10dB below the level where cross-modulation becomes visible.

The distribution amplifier will usually be of the multi-output type, with separate cables run between the amplifier and each outlet socket. I'm in the habit of planning my signal levels backwards; that is, I start at the outlets and calculate back towards the signal sources. At no point should the signal level in the system drop below 3dB/mV, or noise will be introduced. To allow the level to become really low at some point and then increase it by using additional amplification is no good at all.

When calculating the input signal level required by the distribution amplifier, take into account the loss introduced by the longest download and the gain at each amplifier output. Although it's supposed to be acceptable to provide a TV set with a signal level of 0dB/mV, I always plan for no less than 8dB/mV at each outlet. The amplifier input required, plus the filtering and combining losses, give the signal level that should be provided by each signal source.

In the Clutters' system the Amstrad satellite receiver provided an output of only 5dB/mV, which was not sufficient. A small set-back booster amplifier with a gain of 10dB was used to bring the level up to 15dB/mV. It's most important to incorporate any such gain before the relevant channel-pass filter. Where several inputs to a filter unit are low it's tempting to fit one amplifier after the filter rather than several before it, but this negates the whole point of using channel filters, which is to keep each channel clean, without noise and interference contamination from other sources.

Use the variable attenuators in the filters for final signal-level adjustment. Normally all outputs will be set at the

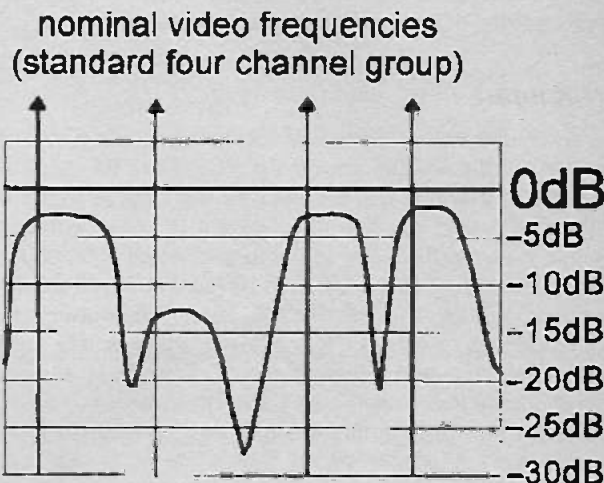


Fig. 2: A four channel-pass filter unit frequency response. One channel has been set at -12dB.

same level, but if cable runs are long, and channels at both ends of the band are used, some slope might be applied – say 4dB across the whole band.

With this particular system I was concerned that the ch. 47 Emley Moor signal might rise sufficiently to affect reception of the other channels. Careful aerial alignment had produced a signal 12dB below the line-of-sight figure, so I was confident that in practice the level was unlikely to rise by more than about 6dB. Accordingly I set the ch. 47 level at -4dB relative to the other channels. What if the off-air level was to drop dramatically? Well, in this case the Clutters don't get to watch YTV – unless they want to pay me to move the aerial to suit the changed reception conditions. Make sure your customer understands that reception cannot be guaranteed when the incoming signal is unreliable.

If your signal-level planning is about right, it's likely that you will use the variable attenuators to reduce each channel by about 4dB. If you have to leave any channel at maximum you are obviously pushing your luck. If you have to reduce any previously amplified signal by more than about 10dB you are using unnecessary amplification which will add noise, introduce the potential for instability and be a waste of money. Always use just enough amplification. Do not for example use a two-stage masthead amplifier only to discover that a 12dB attenuator is required at the distribution amplifier's input: plan your signal levels, and in this example use a single-stage masthead amplifier.

### Signal Combination

Because each path within a block of channel-pass filters consists of a series of tuned filters, the outputs can be

connected together inside the unit without impedance mismatching. Up to six channels can be combined in this way with virtually no loss. Compare this with the alternative – the use of a six-way inductive splitter to combine the signals, with losses of about 10dB.

In many cases all the channels can be passed through a single block of filters whose output can go straight into the distribution amplifier. Two filter blocks were used in the Clutters' system, so an inductive splitter was required to combine the two outputs. The splitter used should be a top-quality item in a metal case. The ones with F sockets are ideal. There's no point in using a diplexer, even where this is possible. Three-, four-, six- or eight-way splitters can be used where necessary, but the lowest signal losses will be achieved by using the smallest possible number of channel-pass units, each carrying the maximum number of channels.

### VCR Input

When the output from a VCR is fed into a distribution system a difficulty can arise if the VCR takes its aerial input from the system, as will normally be the case. A signal loop will exist, and if the overall loop gain is unity or more the system will oscillate. For this reason a notch filter tuned to the VCR's output channel should be fitted between the distribution amplifier and the VCR's input. The unsuppressed lower sideband of the VCR modulator's output will need to be notched out, even though it will have been attenuated somewhat by the channel-pass filter. Because of this a double notch is best, with the tuning slightly staggered, as shown in Fig. 3.

As an additional precaution, ensure that the signal levels at the VCR's input are not unnecessarily high. Also ensure that the notch filter doesn't affect the VCR's reception of the channels just above and below its output channel. This is easy to arrange with the use of a spectrum analyser, not so easy without one. If channel space allows, it's helpful to have two unused channels rather than one at each side of the VCR's output channel. This makes notch filter adjustment less critical. The VCR's r.f. output will include all the other channels in the system, but these will be removed by the channel-pass filter tuned to its output.

If the system carries nothing but off-air terrestrial channels which are all received via one aerial, there's no need to feed the VCR from a distribution amplifier output. It can be fed from the aerial directly, via a splitter. This avoids the complications just described.

### Channel Planning

There are 47 channels in the u.h.f. TV band. This sounds a lot when your system requires only six or eight active channels. So what's the problem? There are various constraints that must be observed in order to avoid various types of interference. It's in fact surprisingly easy to 'run out of channels'.

No two signals should be present in the same channel of course. But I've seen it done, more than once! Adjacent channels shouldn't be used. You may feel that you can get away with adjacent-channel working, but in a domestic situation don't do it.

As far as possible avoid five- and nine-channel spacing. Some TV sets are very prone to image interference and other spurious responses. Local oscillator interference can also be a problem, though this is less common. In practice it's not necessary to consider the finer technical details: you will keep out of trouble 99 per cent of the time by simply avoiding  $n \pm 5$  and  $n \pm 9$  channel spacing. If there is a real shortage of channels, risk five-channel spacing: this is less likely to cause

problems than nine-channel spacing.

All signals should be on exactly the nominated channel. When setting the carrier frequency of the modulator in a VCR or whatever, tune it to a known reference frequency. This usually means using the frequency-synthesised tuner in a spectrum analyser.

The frequencies we normally can't alter are those of the terrestrial broadcast channels. So these form the fixed points in the channel plan. In an extreme case it might be necessary to use a channel changer to translate a channel to another frequency. This is common practice with commercial systems, but is best avoided in a domestic installation – if only because of the cost.

When planning a system it's my practice to draw up a u.h.f. band chart – see Table 1. The first things to insert are

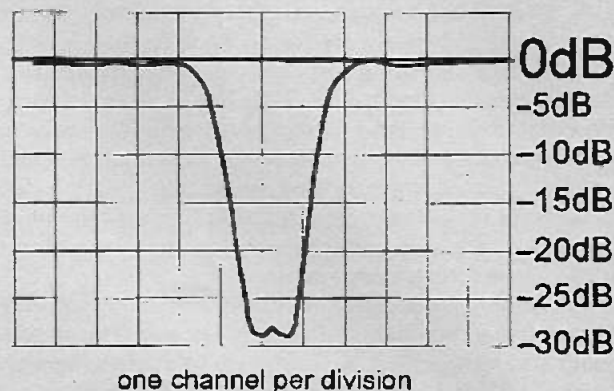


Fig. 3: Double-notch filter frequency response with the tuning slightly staggered. A deeper and narrower notch is obtained when the two stages are tuned to precisely the same frequency.

the terrestrial channels to be carried, and all their  $n \pm 5$  and  $n \pm 9$  relations. Include any strong local signals that are not to be carried, and any other channels that represent an obvious interference possibility. A spectrum analyser scan will often reveal these.

You can then slot in the channels to be used by VCR etc. modulators, making sure that you obey the rules just outlined. If at all possible, VCRs and satellite receivers at distribution system outlets should be connected to the accompanying TV set via a scart lead, with the r.f. output tuned somewhere where it will do no harm.

With the Clutters' system, the chart (Table 1) showed that in theory there was no available channel for the bedroom VCR. Had it not been possible to connect this to the TV set via a scart lead I would have used ch. 31 or 35, checking for  $n \pm 5$  or  $n \pm 9$  problems (channels 26 and 40) with the TV set.

### Modulator Frequencies

It's unfortunate that the modulators in most VCRs and satellite receivers will tune across only a limited range of channels in the middle of the band – roughly from ch. 30 to ch. 40. Because of this it's often difficult to find suitable channels where they are required, while vast tracts of unused space are present at the top and bottom ends of the band. The Clutters' system is a good example, with nothing above ch. 47 but a problem in finding a spot for the second VCR within its modulator's tuning range. The channel chart showed up this problem immediately. I thought I was going to have to put the Betamax machine's output on ch. 31, which would have constituted an  $n \pm 5$  clash with Bilsdale BBC-2 and an  $n \pm 9$  clash with the satellite receiver's output on ch. 40. To my

surprise and delight however I found that the Betamax would tune up to ch. 43 – just. Otherwise I would have had a problem.

A great advantage with Pace satellite receivers is that the modulator output can be tuned to any channel in the range 21-68. About a month after Mr Clutter's system had been installed he rang up to say that the satellite reception was very poor. During the installation period I'd avoided discussion of the merits or otherwise of the aged Amstrad satellite set-up. But I was fairly sure that a satellite sale would materialise in due course.

When I called round 'to have a look' I found that reception of the terrestrial channels was extremely good. This meant that the Clutters now knew what good reception looked like, and was the main reason for the dissatisfaction with satellite reception – together with a week of very rainy weather. Mr Clutter eventually decided to fork out, and the possibility thus arose of installing a Pace receiver with its r.f. output set to a channel at the top end of the band. In the event I decided to keep to ch. 40. This had been entirely satisfactory, and I didn't feel like fitting a new channel-pass filter. Had a Pace receiver been installed at the start, I would certainly have put its output on ch. 58 or thereabouts.

### Four-channel Groupings

Another cause of channel congestion is the broadcasters' use of the standard four-channel groupings –  $n, n + 3, n + 6, n + 10$  and  $n, n + 3, n + 7, n + 10$ . This came about because it was felt that adjacent-plus-one channel spacing would cause problems. The next option was  $n, n + 3, n + 6, n + 9$ : this was rejected because of the  $n + 9$  clash. The groupings used thus spread across eleven channels. Had adjacent-plus-one spacing been used, the four transmissions could have been accommodated within a bandwidth of seven channels.

This would have greatly simplified channel planning with multi-channel distribution systems where fully tunable modulators are used because, in cases where only one four-channel group is carried, the adjacent-plus-one sequence could be extended across the entire band. With the standard groupings, a sequence of adjacent-plus-one channels can be added but where these clash with  $n \pm 5$  or  $n \pm 9$  transmitted channels the channel has to be left out. Aerial performance would also have been better with adjacent-plus-one channel spacing.

The standard groupings allow the insertion of one channel per group, for example ch. 29 can be added to the group 21, 24, 27, 31, and channel 28 can be added to the group 23, 26, 30 and 33. But there will always be an  $n \pm 5$  channel clash.

### In Conclusion

The complexity and cost of domestic TV distribution systems varies greatly. At one end of the scale there's a simple multi-outlet amplifier in the loft, supplying terrestrial signals to three or four TV sets. At the other end there are systems that carry the outputs from say three VCRs, three satellite receivers and a couple of surveillance cameras (via modulators) as well as a variety of terrestrial channels, supplying a number of outlets. Most jobs fall somewhere between these extremes.

The first steps are to find out what the customer wants and requires; if necessary to make him aware of the possibilities; and to establish how much he is willing to spend. Because of the many possible permutations, it's a good idea to have a separate rough price in mind for each part of an installation. In this way you can add up a total price quite easily. A decent job can be worth ten or more simple aerial rigging jobs. The heyday of aerial rigging is now long gone, and today those

**Table 1: Channel plan for the Clutter System**

Channel Situation		Channel Situation	
21	X	37	VHS VCR
22	Adjacent ch.	38	Adjacent ch. + X
23	Ch 4 Bilsdale	39	Adjacent ch.
24	Adjacent ch. + X	40	Satellite TV
25	Adjacent ch.	41	Adjacent ch + Emley Moor ch.
26	BBC-2 Bilsdale	42	X
27	Adjacent ch.	43	Betamax VCR
28	Adjacent ch. + X	44	Emley Moor ch.
29	ITV Bilsdale	45	X
30	Adjacent ch.	46	Adjacent ch. + X
31	X	47	ITV Emley Moor
32	Adjacent ch. + X	48	Adjacent ch.
33	BBC-1 Bilsdale	49	X
34	Adjacent ch. + X	50	Free ch.
35	X	51	Emley Moor ch.
36	Adjacent ch.	52	X

X =  $n \pm 5$  or  $n \pm 9$  clash.

Chs. 53-68 not used. Ch. 56 is an X clash.

Three Emley Moor chs. not carried.

active in the field of domestic installations are a bit short of work most of the time. Domestic TV distribution system work is thus a valuable source of extra income.

If you go about each job methodically, plan in advance exactly what you are going to do and use good test equipment, the jobs should be trouble-free and profitable. I know of no other aspect of our trade where recommendations come so readily.

## BACK COPIES

We have available a limited stock of the following back issues of *Television*:

**1992** February, April, May, July, August, September, November and December

**1993** January, May, June, July, August, September, October, and December

**1994** January, February, March, April, May, June, July, August, September, October, November and December

**1995** January, February, April, May, June, July, August, September and October

Copies are available at £2.75 each including postage. Send orders to:  
Reed Business Publishing,  
Television Back Issues,  
Room L302, Quadrant House,  
The Quadrant,  
Sutton,  
Surrey SM2 5AS.

**Make cheques/postal orders payable to  
Reed Business Publishing**

## Sony CCDF555E

The customer had complained about the viewfinder picture: it could almost be focused, but wasn't quite up to standard. After checks in the relevant circuitry proved fruitless we decided to replace the line output transformer. This did the trick. Note that some Sony viewfinder tubes are electrostatically and others magnetically focused. **D.C.W.**

## JVC GRC1E

This oldie would power up for a few seconds then power down. There were no noises from the mechanism or other clues. As a start we checked the various power supply circuit protectors. They were all in order. We then noticed that one of the tape guides was positioned incorrectly, the unit being in the stop mode. As a result the loading motor had jammed and the mechacon decided to abort the start-up sequence. Loading gear realignment restored the unit to working order. **D.C.W.**

## Orion CMV392

This VHS-C model wouldn't function, the message "EMG. CYL" being present in the viewfinder. A quick look showed that the middle guide pole had broken off, something that's not uncommon with this type of mechanism, which is based on a JVC model. Simply fitting a replacement guide didn't cure the problem of course. Further investigation revealed several dry-joints in the drum-drive PWM circuit, around the 37.5Hz filter. The circuitry here is very similar to that in JVC models of the same period. After carrying out the resoldering required we gave the machine a long soak test. All was well. **D.C.W.**

## Sanyo VMD6P

Intermittent autofocus operation was the problem with this one. Board TC1 receives a 4fsc input at pin 1 of CN952. It was missing, because of a faulty connector at board CA1 (the source of the 4fsc signal). Remaking the connection put matters right. **D.C.W.**

## Canon A10E (Sony FL Mechanism)

A tape would load until the LS deck moved to the point where the tape comes into contact with the head drum. At this instant the tape would be ejected. It wasn't immediately obvious that the brakes within the cassette weren't being released. When we realised that this was the situation it took only an instant to see the cause – the cassette brake release pin was missing from the mechanism. A replacement put matters right. **D.C.W.**

## Sony TR105E

The cause of the reported fault, cutting out after a few seconds in any mode, was lack of the capstan FG signal. It's not uncommon for the capstan waveshaping/amplifier/etc. chip IC159 in this model to fail, producing this symptom. But it had already been replaced! The FG signal from the capstan motor was correct at IC159's input pins, but was

missing at pin 25. As the chip had been replaced we decided to carry out some cold checks around pin 25.

The resistance between pin 25 and chassis was 350Ω, which was patently incorrect. But what was the cause? Pin 25 feeds the FG signal to the syscon and servo chips: checks at the relevant pins confirmed the low resistance reading. We then noticed that the capstan FG signal takes one other path, to the check pin of socket CN002. An inspection at this socket revealed a solder bridge between pins 2 and 4. When this was cleared all was well with the capstan FG signal. **D.C.W.**

## JVC GRS99

There was no output from the camera section, playback was in mono only, there was no viewfinder display and noise on playback. Very few will touch this camcorder, as you can't operate it with the cover removed – unless you have the Bodgett set of special extension leads. Action: replaced an open-circuit protector in the camera head, sussed out that mono meant no colour and not mono as opposed to stereo, and set the YC switch to CVBS. **S.B.**

## JVC GRS707

This machine powered up but there was no picture in the viewfinder or via any of the outputs. The 8V regulator transistor had failed and, by the looks of the soldering, someone had replaced it before. I'll bet it fails only when the owner is copying. Make phone call to owner to check. He's astounded that Bodgett knew what had happened. Owner told in no uncertain terms to get a new JVC AV lead and stop using crap pattern accessories. Write out large bill to include AV lead. **S.B.**

## JVC GRAX2

"Cracked and a smell of burning" it said. I think you have to be psychic to be able to decipher some of these fault reports. We replaced the burnt out d.c.-d.c. converter and associated circuit fuse (the cause of the 'crack' when it blew up), then the loading motor which had been the cause of it all. Added psycho levy charge to the bill – for a new crystal ball. **S.B.**

## JVC GRAX5

The picture was negative and out of focus. This meant that there was little or no luminance, just chroma and syncs. The usual cause is the CCD delay line chip in the camera head. Replacing it cured the trouble. **S.B.**

## JVC GFS1000

The record on/off button was broken, the lens and PCBs were pushed back, the lens frame was warped, there was no iris control, a PCB support pillar had broken and the camera operation PCB connector was also broken. Had it been dropped? "Understatement" is probably the word to use here, along with "pillock" to describe the owner. Anyway we were able to put matters right. We replaced the camera frame, the iris amplifier's drive transistor and the PCB connector, then glued the damaged stop/start switch. **S.B.**





# JOULE A-400

## ADVANCED CAR RADIO CODE READER

The A-400 is the only system whose software and hardware is designed totally in house and factory produced.

The A-400 currently covers the majority of models and now includes the latest Blaupunkt RDS radios. Ongoing research and development means new models are being added regularly.


Full technical backup via a telephone helpline is offered to all registered users. There is also a scheme in place where any radios not currently included within the system will be decoded free of charge and a free copy of that software will be supplied.

Decoding a radio is simple - remove the base plate, place the probe on the PCB, press a key and the code is instantly displayed. Changing the code or fully re-programming is just as easy.

On screen help and PCB layouts showing probe location and information on how to enter the code once the set has been decoded.

Works on any IBM or compatible PC from an Amstrad 1512 to a 486.

As well as its ability to decode and recode, the advanced design of the A-400 permits total re-programming of eeproms, lending itself for use in the servicing of television receivers etc.



Place probe on the PCB and the code is instantly displayed

Purchase the A-400 decoding system outright, price for full starter package (covers over 90 models): - **£375.00 + VAT**

or, take advantage of the new INDEX system where for a £100.00 refundable deposit you will be supplied with a complete A-400 system. Decodes are supplied over the phone and are charged at £5.00 each, no rental charge.



The A-400 is manufactured by a company that has been involved in the servicing of car audio and TV/video for over 20 years and is a service agency for Philips, Grundig and Blaupunkt.

Phone now for a free brochure and demonstration disk

### Electronic Sound Systems

Hilton Road, Aycliffe Industrial Estate, Co. Durham DL5 6EN.

Tel: 01325 301007 Fax: 01325 300189



## WIZARD DISTRIBUTORS

Specialist Distributor of T.V., Video, Satellite, Audio Components & Accessories

### WIZARD OFFER YOU...

**SPARES FOR:** Akai, Alba, Amstrad, Decca, Ferguson, Fidelity, Hitachi, I.T.T., Loewe, Mitsubishi, Matsui, Nikkai, Pace, Philips, Pye, Schneider, Sentra, Sharp, Sony, Saisho, Samsung, Tatung, Toshiba.

**TECHNICAL HELP:** Nothing new for Wizard, we have been offering this service for years.

**DELIVERY:** Fast and efficient next day service.

**SPECIAL OFFERS:** Monthly offers on popular parts (ask for our current leaflet).

**CATALOGUE:** Free comprehensive catalogue to trade customers.

*Huge range of supporting components and accessories including C.R.T.s*

**Empress Street Works, Empress Street  
Manchester M16 9EN**

**Tel: 0161-872 5438, 0161-848 0060  
Fax: 0161-873 7365**

**8 CAVANS WAY, BINLEY INDUSTRIAL ESTATE, COVENTRY CV3 2SF**  
Tel: 01203 650702 Fax: 01203 650773 Mobile: 0860 400683  
(Premises situated close to Eastern-by-pass in Coventry with easy access to M1, M6, M40, M42, M45 and M69)

### OSCILLOSCOPES

<p>Gold OS4000, OS4200, OS4100, OS1000B ..... from £125</p> <p>Gold OS3000 - 40MHz, dual ch ..... £250</p> <p>Gold 4035 - 20MHz digital storage ..... £300</p> <p>Gold 4030 - 35MHz digital storage ..... £750</p> <p>Gold 5110 - 100MHz intelligent oscilloscope ..... £950</p> <p>Hewlett Packard 1707A, 1707B - 75MHz dual ch ..... from £275</p> <p>Hewlett Packard 1740A, 1741A, 1744A, 100MHz dual ch ..... from £350</p> <p>Hewlett Packard 54501A - 100MHz - 4 Channel digitizing ..... £1950</p> <p>Hewlett Packard 541000 - 1GHz digitizing ..... £4500</p> <p>Hewlett Packard 54201A - 300MHz digitizing ..... £1750</p> <p>Hewlett Packard 54504 - 400MHz digitizing (As new) ..... £3500</p> <p>Hitachi V-212 - 20MHz dual trace ..... £175</p> <p>Hitachi TS8123 - 100MHz digital storage ..... £850</p> <p>Lacroy 148 - 100MHz digital storage ..... £3500</p> <p>Nicox 3091 - Low freq D.S.O. .... £1100</p> <p>Philips 3316 - 60MHz D.S.O. .... £750</p> <p>Tektronix 468 - 100MHz D.S.O. .... £800</p>	<p>Tektronix 2213 - 60MHz dual ch ..... £425</p> <p>Tektronix 2215 - 60MHz dual ch ..... £450</p> <p>Tektronix 2220 - 60MHz digital storage ..... £395</p> <p>Tektronix 2225 - 50MHz dual trace ..... £450</p> <p>Tektronix 2235 - 100MHz dual ch. (portable) ..... £900</p> <p>Tektronix 2235 - 100MHz dual ch. (portable) ..... £750</p> <p>Tektronix 2453B - 400MHz - 4 channel ..... £3950</p> <p>Tektronix 2236 - 100MHz dual channel with counter/cm ..... £395</p> <p>Tektronix 464/466 - 100MHz storage ..... from £350</p> <p>Tektronix 485/485B - 100MHz dual ch ..... from £350</p> <p>Tektronix 7313, 7803, 7813, 7823, 7833 - 100MHz 4 ch ..... from £300</p> <p>Tektronix 7704 - 250MHz 4 ch ..... from £650</p> <p>Tektronix 7834 with 7842, 7880, 7885 - Plug-ins (Storage 400MHz) ..... from £1500</p> <p>Tektronix 7904 - 500MHz ..... from £950</p> <p>Tequipment D68 - 50MHz dual ch ..... £200</p> <p>Philips 3206, 3211, 3212, 3217, 3228, 3240, 3243, 3244, 3261, 3262 - (2 ch. + 4 ch.) ..... from £125 to £350</p> <p>Philips PM3295A - 400MHz dual channel ..... £1950</p> <p>Philips PM3295 - 350MHz dual channel ..... £1800</p>
--	--

OTHER SCOPES AVAILABLE TOO

### SPECTRUM ANALYSERS

<p>Hewlett Packard 35601A - Spectrum Analyser Interface ..... £1000</p> <p>Hewlett Packard 3580A - 5Hz-50KHz ..... £995</p> <p>Hewlett Packard 3582A - 25KHz analyser, dual channel ..... £2500</p> <p>Hewlett Packard 3709B - constellation Analyser ..... £6750</p> <p>Hewlett Packard 4853A - protocol analyser ..... £3500</p> <p>Hewlett Packard 182T with 8559A - (10MHz-2.1GHz) ..... £3750</p> <p>Marconi 2370 - 110MHz ..... £985</p> <p>Marconi 2371 - 30Hz-200MHz ..... £1250</p> <p>Rohde &amp; Schwarz - SWOB 5 Polyskop 0.1-1300MHz ..... £2500</p>	<p>Schlumberger 1250 - Frequency response analyser ..... £2500</p> <p>Altech 727 - 22.4GHz ..... £2000</p> <p>Altech 70727 - Tracking Generator for 727 (10KHz-1.2GHz) ..... £850</p> <p>Texascan AL51A - 1GHz ..... £2000</p> <p>Tektronix 7L14 with 7603 - Mainframe (1.8GHz) ..... £2000</p> <p>Tektronix 7L12 with 7603 - Mainframe (1.8GHz) ..... £1500</p> <p>Tektronix 7L18 with 7603 - Mainframe (1.8GHz) ..... £2950</p> <p>Polarad 841-1 - 10MHz-18GHz ..... £1500</p> <p>Tektronix Z710 - 10KHz - 1.8GHz spectrum analyser ..... £4985</p>
---	---

### MISCELLANEOUS

<p>Balantyne 323 True RMS Voltmeter ..... £350</p> <p>E.I.P. 548A - frequency counter (26.5GHz) ..... £3900</p> <p>Farnell TSV70 MkII - Power Supply (70V-5A or 35V-10A) ..... £225</p> <p>Fernograph RTS2 Audio test set with ATU1 ..... £500</p> <p>Gold K1600 - 100MHz Logic Analyser with POOS ..... £350</p> <p>Hewlett Packard 3325A - 21MHz synthesiser/function gen. .... £1500</p> <p>Hewlett Packard 3438A Digital multimeter ..... £200</p> <p>Hewlett Packard 3490A Digital multimeter ..... £250</p> <p>Hewlett Packard 5316B - Universal counter ..... £750</p> <p>Hewlett Packard 5385A - Frequency counter 1GHz (HPB) with Opts 001003/004/005 ..... £995</p> <p>Hewlett Packard 8840B - AM/FM Signal Gen. (512MHz) ..... £850</p>	<p>Hewlett Packard 8662A - 10KHz - 1280MHz synth. sig. gen. .... £7950</p> <p>Marconi 2019A - 80KHz - 1040MHz synth. sig. gen. .... £1950</p> <p>Marconi 2432A 500MHz digital freq. meter ..... £200</p> <p>Marconi 853B A/F power meter ..... £325</p> <p>Philips PM5167 10MHz function gen ..... £400</p> <p>Racal 8301A True RMS R/F millivoltmeter ..... £300</p> <p>Racal Dana 1992 - 1300MHz frequency counter opts 4B + 5S ..... £900</p> <p>Racal Dana 9081 Synth. sig. gen. 520MHz ..... £560</p> <p>Racal Dana 9084 Synth. sig. gen. 104MHz ..... £450</p> <p>Racal Dana 9921 3GHz frequency counter ..... £450</p> <p>Racal Dana 9341 LCR capacitance ..... £250</p> <p>Tektronix 877 Curve Tracer with fixtures ..... £950</p>
--	--

**MANY MORE ITEMS AVAILABLE - SEND LARGE S.A.E. FOR LIST OF EQUIPMENT ALL EQUIPMENT IS USED - WITH 30 DAYS GUARANTEE. PLEASE CHECK FOR AVAILABILITY BEFORE ORDERING - CARRIAGE & VAT TO BE ADDED TO ALL GOODS**

# TV Fault Finding

*Reports from Philip Blundell, AMIEEIE,  
Chris Watton, John Edwards, Mike Leach,  
Andrew Tebbutt, Robert Marshall,  
Michael Maurice, Paul J. Charlton  
and Stephen Leatherbarrow*

## Philips GR2.4AA Chassis

A dead set with the power supply producing a weak beep-beep sound usually means that there's a fault in the line output stage. Disconnect plug M71 and check the voltage at coil L5631. If it's steady at around 150V, the next place to look is the line output stage. So far we've had the following: the BU508AF line output transistor leaky; the line output transformer faulty; or, if fuse F1534 is open-circuit, diode 6546 (BY226) is probably leaky. If D6546 is leaky it will have damaged diodes 6560 (LL4148) and 6561 (BZX79C68) as well. P.B.

## Tatung 165 Chassis

At switch on the power supply seemed to be tripping. But a check showed that the 117V supply was steady. The set could be switched in and out of standby with the remote control unit, but in the on condition the display pulsed bright then dim. We soon found that there was no line drive because the 11.5V supply was missing at pins 7 and 22 of IC101. It comes from transistor Q501, whose base is biased by R507, R508 and the 12V zener diode D503. R507 (12k $\Omega$ ) was open-circuit. C.W.

## Matsui 2590

This set was dead with the standby LED out. H.T. was present at the collector of the line output transistor but there was no 24V supply at the line driver stage. It was switched off because the 5V standby supply was missing. Replacing D807 (BY299) restored normal operation. C.W.

## Finlux 3000 Chassis

This set produced a weird display: there was a bar down the screen and the picture was split and superimposed on another picture that was twice the correct width. When teletext was tried the characters were about three inches wide. Scope checks in the line output stage showed that the flyback pulse signal, from the collector of the line output transistor to the base of transistor TZ1, was missing. The cause of the trouble was RZ21 (220k $\Omega$ ) which was open-circuit. C.W.

## Hitachi CS2852TA (Salora Digital Chassis)

This set was dead because the S2000AF line output transistor was short-circuit. The whole line output section appeared to be dry-jointed, so a good solder up was carried out. This restored the set to life. C.W.

## Panasonic Alpha 1 Chassis

The mains input circuit and rectifiers were o.k. as there was 320V across the reservoir capacitor, but the power supply

produced no output voltages. Checks on the outputs revealed that the h.t. rectifier D851 was short-circuit. C.W.

## Hitachi CPT2888 (Salora K Chassis)

This set wouldn't start up when asked. Various checks were made in the power supply circuitry, but the cause of the fault turned out to be in the line output stage. C509 was dry-jointed. C.W.

## Sanyo A1-A14 Chassis/Datsuri

This Sanyo set was found under the Datsuri guise – where do they get these names from?! It was dead apart from the standby LED, which went off when the remote control was operated. The line output stage was receiving its 130V supply and the line driver stage its 24V supply, but there was no 12V supply at pin 8 of IC201 which, amongst other things, produces the line drive. When we traced back from this point we came to a three-legged regulator which was getting quite hot. There was only about 12V at its input. Checks for heavy loading on this supply soon brought us to C422 (0-0033 $\mu$ F) which was as leaky as a collander. C.W.

## Telefunken A415 Chassis

The BU208D line output transistor had gone short-circuit. When we disconnected the scan coil plug and connected a 60W bulb as a dummy load between pin 2 and chassis we obtained an h.t. reading of 180V, which is much higher than it should be (122.5V is the specified figure). Checks in the power supply revealed that D528 was open-circuit. Replacing it restored the correct h.t. voltage, so a new line output transistor could be fitted with confidence. I crossed my fingers and switched on – perfect! C.W.

## JVC AU21F1

The signals would disappear intermittently, leaving the screen covered in snow – as if the aerial had been disconnected. We found that the fault came and went when the large metal heatsink that's mounted across the centre of the motherboard was flexed and twisted. All three legs of the 5V regulator IC522, which is fixed to the heatsink, were dry-jointed. Resoldering restored normal operation. J.E.

## Sanyo CTP6131

Several equally-spaced horizontal flyback lines covered the top quarter of the picture. The cause was C440 (4.7 $\mu$ F, 250V) which was open-circuit. J.E.

## Hitachi G8Q Chassis

The complaint was no picture. When the first anode control was turned up we found that there was field collapse. Checks around the TDA2579A timebase generator chip showed that there was no field drive at pin 1 though there was a linear sawtooth waveform at pin 3. Just about every component that could have caused the loss of field drive

was checked, but no faults were found. What now? On switching the set back on again I was amazed to find that there was a full picture. No amount of tapping or heating/freezing would make it misbehave. Perhaps a poor joint had unwittingly been repaired? I hate not knowing!

I then noticed that the raster had some pincushion distortion. Not a lot, but it was there. The presets altered the raster geometry, but not by enough. Again every possible component was tried, even the TDA2031A correction chip.

After soak testing the set for two days to make sure that the field fault had been cleared we returned the set. The customer didn't seem to be too bothered about the pincushion distortion but said that it hadn't been there before. It was one of those sets you can't help feeling you'll see again. Has anyone out there any ideas in case we do? If so, please write in to the editor. J.E.

### Grundig CUC52KT Chassis

This set was dead with a blown mains fuse. Bridge rectifier D621 and C633 (220 $\mu$ F), which is connected between pins 6 and 9 of the TDA4600-2 chopper control chip, were both short-circuit. J.E.

### Hitachi NP81CQ Chassis

The standby indicator was on but the set was otherwise dead. We found that the main board fuse was blackened though there were no obvious shorts in the chopper circuit or the line output stage. A small voice in the back of my mind told me to check the 98009 posistor. Sure enough when it was removed and shaken it made the give-away rattling noise. With a new posistor fitted the set burst into life. I do wish that small voice would put in a more frequent appearance. J.E.

### Grundig M95-490 (CUC3850 Chassis)

This giant of a set was dead. The h.t. supply was present but there was no drive at the base of the line output transistor. We then found that there were no voltages around the TDA8140 line generator/driver chip IC550. This took us back to the chopper circuit, which provides the required 12V supply. The 0.2 $\Omega$  surge limiter resistor R661 was open-circuit. A replacement burnt out immediately when power was applied. We checked the associated BYW72 rectifier diode D661 and checked it again, using both digital and analogue meters, but it insisted on its innocence. The set nevertheless worked when a replacement was fitted. We found that the original diode had slight but definite reverse leakage when checked with our scope component tester. J.E.

### Sanyo CTP2180

If the customer complains about varying brightness and an occasional fizzing noise, check for a dry-joint at the focus control's earthing tag. I've had several of these sets with this fault. A.T.

### Tatung Series A Chassis

This set was dead with a squeal that came from the direction of the power supply. Suspecting that a faulty line output transistor or transformer was loading the power supply heavily, I turned the chassis over to make some measurements. As there were no shorts I decided to check the h.t. When the set was switched on again the cause of the trouble became obvious. The large, wirewound resistor

in the snubber circuit had become dry-jointed.

It then dawned on me that I'd had a problem with this component, in a portable version of the chassis, some two years back. On that occasion however the symptom had

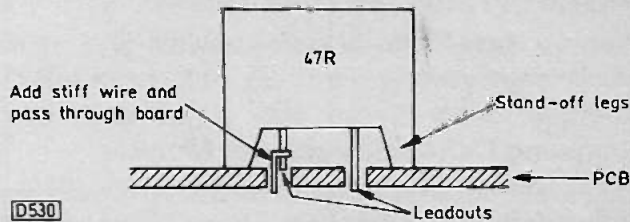


Fig. 1: Improved method of mounting R808. Add a piece of stiff wire to its shorter leg and pass this through the board. You may have to do this with both leadouts, though in most cases only one will need attention.

been varying h.t. The resistor concerned (R808) is stood up off the chassis by means of built-in legs (see Fig. 1). Its leadouts are rather short. To improve the reliability, and the connection quality, I adopted the approach shown in Fig. 1. A.T.

### Salora 24L5H

A blank raster with no snow and no sound is often caused by failure of the multi-purpose TDA4505 chip ICB101. A set that came in recently produced similar symptoms, but this time the chip wasn't responsible for the fault. No great technical wizardry was involved in finding the cause, just a hairdryer and some freezer. The culprit turned out to be CB117 (22nF), which is connected between pin 10 of ICB101 and chassis. It was intermittently leaky from cold. A replacement restored reliable pictures and sound. M.L.

### Hitachi CPT2524T

We've had total power supply failure with several of these sets. If the 6.8 $\Omega$  surge limiter resistor is open-circuit, you can usually assume that the chopper transistor is short-circuit. The over-voltage protection diode is also usually short-circuit, due to a sudden rise in the h.t. voltage. If the power supply again blows up after replacing all the usual components (see below), including the 39k $\Omega$  resistor, check and if necessary replace the 2.2 $\Omega$  resistors connected across the base and emitter of Q760.

In short, if the power supply has suffered a major failure it will usually be o.k. after replacing all the following components: Q903, Q904, R909, R912, R902, R903, ZD903, R760, R761, R762, R766 and R901 if it's open-circuit. Before switching on, check Q781, D781 and D782 in the line output stage. M.L.

### Hitachi CPT2578

The MDA2062 (blue spot) memory chip IC1502 is usually the cause of channel tuning problems. If the complaint is no teletext however suspect the memory chip first, not the teletext decoder which is very reliable. R.M.

### Amstrad CTV1410

We noticed that occasional field roll coincided with a bright picture. A scope check showed that the TA8701N i.f. chip produced a good output waveform at pin 19. After passing through a 6MHz crystal filter (CF301) the signal is coupled by C304 (2.2 $\mu$ F) to an emitter-follower stage.

When checked this capacitor was found to be very low in value, causing the loss of field sync. Most TV designs don't use a coupling capacitor here. R.M.

### Hitachi CPT2198 (G8Q Chassis)

Complete failure was caused by cracked print at the chopper transformer. R.M.

### Samsung CVB4587 Computer Monitor

The problem was no blue output. I checked every component in the blue channel on the tube base before I found the faulty one: R708 (1.8k $\Omega$ ) was open-circuit. It's a base bias resistor and was nestling under a swathe of brown glue. R.M.

### Telefunken MR25

This set thought it was a night-club lighting effects generator: instead of a picture there was a bright screen of one colour or another. The colour decoder is on a separate plug-in board. We found that the U4646B output chip was the cause of the trouble. The circuitry is similar to that in the Ferguson ICC5 chassis, which uses a U4647B chip. That's where the similarity ends – the two chips are not pin compatible. R.M.

### Amstrad TVR3

The TV section of this unit was dead. We found that the 3.3nF snubber capacitor C310 and the STK7348 chip in the power supply were both short-circuit. As the replacement capacitor supplied by Amstrad didn't look capable of withstanding 100V, let alone 1kV, I made up a replacement consisting of two 1.5nF capacitors connected in parallel. The set bounced within two weeks.

This time we obtained the chip from another source. After a long soak test the set was pronounced fit. It could be that there's a bad batch of STK7348s around. M.M.

### Matsui 1436

The customer's report said "loud fizz then went pop!" On investigation I found that the degaussing resistor had exploded, taking with it the standby mains transformer, relay RL650 and the degaussing coils. All was well after replacing these items. M.M.

### Sony KVX2172

This set would select only ITV. If any other channel was tried it would be displayed for a couple of seconds then the set would revert to ITV. The cause of the trouble was the ST24C16 EEPROM, which had become corrupted. As with all the new sets that have digital control, everything has to be set up after replacing the chip. M.M.

### Hitachi C2858

This set had a strange colour fault: the picture would go red and green after about twenty minutes. The TDA3562 colour decoder chip was the cause, a replacement clearing the trouble. M.M.

### JVC AV28S1EK

The picture had come right in at the sides and it seemed that the EW correction system wasn't working. Before

diving into the circuitry I realised that this is a JVC example of electronic screwdriver technology. There are two memory chips, one of which takes care of tuning and customer preferences while the other is the electronic screwdriver. For good measure I replaced both chips. After setting it up the set then performed faultlessly. M.M.

### GoldStar CIT2170F

We've had a few calls to these sets when they won't power up from standby. The cause has in each case been dry-joints on the main relay. As you find that the pins have charred, the relay has to be removed and the pins cleaned prior to refitting. P.J.C.

### Mitsubishi CT3703STX

This monster had to be dealt with in the customer's home! The symptoms were intermittent tuning memory loss together with all the picture adjustment values going to maximum. The set would tune but not store. We eventually traced the cause of the problem to T951. The -31V read/write supply to EAROM IC702 was missing. P.J.C.

### Amstrad TVR2

The TV section of this combined TV/VCR unit wouldn't come out of standby. We found that C1507 (1 $\mu$ F, 50V) on the main transformer was open-circuit. P.J.C.

### Mitsubishi CT21A3STX

This set had forgotten that it had teletext! The cause was the EEPROM chip, which had become corrupted. You can prove this by reprogramming it, but Mitsubishi recommends fitting a replacement. IC702-KIT contains the EEPROM, a few additional components and fitting details. It's wise to note the option and VCJ settings before you remove the suspect chip – this helps with reprogramming.

The EEPROM can also be responsible for intermittent picture geometry faults, loss of Nicam sound, and occasionally loss of audio playback from a mono VCR! P.J.C.

### Goodmans CTV2T

The complaint with this set was very severe ringing which was particularly noticeable at the top of the screen, the effect diminishing slowly as the scan developed. A scope check on the field output waveform revealed a characteristic ring that was superimposed on the scan. The obvious thing to do was to check the damping components across the field scan coils. C483 and R448, which are connected in series, are the items to go for. In this case R448 (1.2k $\Omega$ ) was open-circuit. S.L.

### Ferguson TX10 Chassis (1515H Remote Panel)

There was no ch. 3 LED display with this venerable set. Otherwise it worked perfectly. We found that the MC14493P chip responded to freezer/heating and a replacement cured the fault. S.L.

### Ferguson 59K4 (ICC5 Chassis)

EW distortion is a common problem with this chassis. You usually find that RL44 is open-circuit and burnt. It consists of two resistors connected in series, a 120 $\Omega$  section and a

56Ω safety type. It's the latter section that fails, as it is designed to do. The next thing you will find is a large dry-joint on the line scan coupling capacitor CL44 (0.3μF in this particular model). This can result in the capacitor bubbling up because of the heat at the joint. The TDA4950 EW correction chip IG01 always fails, taking its feed resistor with it. It is also worth checking the EW coil LG11, which has been known to fail. S.L.

### Panasonic Alpha 2 Chassis

The video would disappear intermittently, leaving only the sound. As I've had similar problems before I carried out a quick check on the waveforms around the M51326P scart switching chip IC2601. Video should enter at pin 5 and reappear at pin 12. In the fault condition it didn't. Temporarily linking the two pins proved the point. S.L.

### Ferguson IKC2 and ICC7 Chassis

A set fitted with the IKC2 chassis came in dead. The outputs from the power supply were correct at switch on, but there was no line output stage operation because the line drive was missing. After a few seconds the power supply outputs decayed and it seemed that the set was in the trip mode.

In this situation pin 40 of the TA8659CN signal and timebase processing chip IV01 is the place to check: 9V = on, 0V = standby/trip state. The voltage comes from TR17 (BC558C) which turned out to be open-circuit.

The same symptom in the ICC7 chassis tends to be caused by a faulty TDA8178F field output chip. The line drive is then removed by the trip action. You would think that merely disconnecting the field output chip would override the trip action, producing a nice white line. As the trip senses the field current however the diagnosis isn't as clear cut. Replacing the chip is sometimes necessary to prove the point. S.L.

### Ferguson TX90 Chassis

This set incorporated the PC1139 remote control panel. It wouldn't power up unless the on/off switch was held on. If the switch was released, the set lapsed back to standby. Checks revealed that the 9V supply to the TMS1000N2LL microcontroller chip IC901 was missing. Of the components involved in providing this supply, TR901 was short-circuit and TR906 open-circuit. S.L.

### Sony KVFX29

The problem with this set was field foldover at the top. As we didn't have the manual we had to rely on cold checks. We eventually found that diode D506 (GI08D) was leaky, giving a reverse reading of 30Ω. S.L.

### Orion 14ARX

A dead set or one that fails to be awakened from the standby state would probably have you giving the power supply suspicious looks, especially as it uses an STR50103 chip. Before you change this item however, take a look at the supply to the 5V regulator (IC105) at the front of the chassis. It's derived from the mains supply via a half-wave rectifier and a suitably substantial resistor, with C530 (3.3μF, 250V) to provide decoupling at the hot end. On a couple of occasions recently we've found this capacitor to be open-circuit or very low in value. S.L.

## EURAS SYSTEM FOR WINDOWS

How valuable is your time?

How much time do you waste trying to find a solution for a rare repair or an unusual appliance?

With the EURAS Database for Video, TV and Hi-fi Technicians you can save time and money:

Subscribe to the EURAS System for only £18 a month and you will save a lot of time and hassle searching for rare faults. If you only save one hour of your valuable working time a month using EURAS, the System will have paid for itself.

Just consider for a minute, how much money could you save if you used the EURAS System several times a month?

### BE SMART USE EURAS

Thousands of Technicians all over the world are using EURAS already.

Supported by major manufacturers, the data base is also updated and upgraded regularly.



**30 Day Money Back Guarantee:** Gives you the chance to test and evaluate the complete System without further obligation. Just return the coupon below or give us a ring and you will find out more about it.

Please return to: EURAS International, EURAS House, 51 Bristol Road, Keynsham, Bristol BS18 2BA or give us a ring on 0117 9860900 (Fax: 0117 9860343)

Name: .....

Company: .....

Address: .....

.....  
Please note: EURAS International only supplies AUTHORISED Technicians, i.e. if you are a member of RETRA or have an account with a manufacturer (Please enclose proof of your authorisation with the above coupon).

# Long-distance Television

Roger Bunney

August produced a return to relatively quiet propagation conditions. There were some low-level tropospheric lifts during the very hot weather, with signals mainly from the Benelux countries and, for those in the south west, Spain. The Perseids meteor shower produced few signals in Band I and III, and there were just a few Sporadic E sparkles. The SpE log is as follows:

5/8/95	TVE (Spain) ch. E2.
7/8/95	TVE E3.
8/8/95	TVE E2, 3; RAI (Italy) IA.
9/8/95	RAI IA; TVE E4; NRK (Norway) E4.
12/8/95	DR (Denmark) E3; SVT (Sweden) E3.
13/8/95	RAI IA, B; TVE E2, 3.
16/8/95	TVE E2, 3.
18/8/95	SVT E2, 3, 4; NRK E2, 3, 4.
19/8/95	SVT E2, 3, 4.
20/8/95	TVE E3; RAI IA, B.
21/8/95	TVE E2.
26/8/95	SVT E3; DR E3.
29/8/95	DR E3; TVE E2, 3.


In a previous column I mentioned a report from Cyril Willis (King's Lynn) of North American reception, across channels A2-5, on July 7th. This was perhaps the best day of the year: record SpE conditions were present in the 50MHz amateur band, with contacts between Europe and North America over a twelve-hour period. The ham publication *Six News* also mentions an historic SpE opening between the US West Coast and Japan on July 1st, for around four hours between 0550-1000. During both openings the signals reached levels 5 and 9, which is very strong.

## Satellite TV Receiver

Bandula Gunasekera, Colombo, Sri Lanka is marketing an inexpensive but very effective L band (u.h.f.) receiver for the Russian 1/Apna TV services via the Ekran satellite at 99°E. It employs a helical aerial that feeds an LNA and in turn a receiver (via F sockets). There's switch selection between the two channels. Output is video and audio via phono plugs or a modulated ch. E3 carrier. The compact unit is a.c. operated. It's simple to install and easy to operate. We will be happy to pass any enquires on to Bandula.

## News Items

**MMDS:** The Kenyan Broadcasting Association (KBA) has started a second pay-TV channel using MMD. Three scrambled channels will eventually be available to subscribers. Senegal recently hosted a broadcasting fair at which a new, inexpensive MMD system was demonstrated, offering three-channel capacity with a radius of 15km.



A 2.5GHz MMDS aerial and down-converter recently installed by Nicholas Early in Victoria, Australia.

**Malaysia:** A fourth TV network, TV12, has opened in Kuala Lumpur with plans to go nationwide.

**Finland:** The regional TV operation PTV hopes to become the fourth national network.

**Belgium:** BRTN should by now have started widescreen TV transmissions. The old 4:3 test pattern will be discontinued. The Wavre transmitter radiates only BRTN-1, on ch. E10: BRTN-2 is transmitted from the St. Pieters, Leeuw site.

**Poland:** The ch. R2 TVP-2 service from Warsaw has closed down. Channels at present available in Warsaw include TVP-1 ch. R11, TVP-2 ch. R27, WOT ch. R51, Polsat ch. R35, Canal Plus Polska ch. R36 and TV Ostankino ch. R41. The latter continues to use SECAM: all the others use PAL.

## Satellite Reception

An increasing number of satellite users are adopting MPEG-2 video compression. Unfortunately no receivers or decoders are at present available in the UK. If anyone knows of a source of equipment, please write in to me via the magazine.

The EBU continues to use sound in sync (SIS) for news feeds despite an announcement some time ago that there would be a change to digitally encoded transmissions. SIS sync inserter units that produce steady and fairly clear pictures, though with no sound, have been available for a long time. A Dutch company, Satellite Supply Point, Spakenburg, has now released an SIS decoder that produces sound as well. I've seen an advertisement for this unit at £145 inclusive. If you are thinking of buying one however, bear in mind that the SIS system may not be around for long.

The Netherlands Satellite Festival was held on August 10-12th. It was a short-notice, fifty-hour live event run from The Satellite Shop, sponsored by TESUG and Chaparral. The European downlink was via Orion Atlantic 1 at 37.5°W, using the 11.497GHz horizontal transponder vacated that day by TV10 Gold/Music Factory, which have moved to Eutelsat II F3 at 16°E (apparently at 11.015GHz horizontal, with MPEG-2 compression. Goonhilly was also involved, dual beaming the programme via Intelsat 601 at 27.5°W on a similar frequency. The programme content was a satellite enthusiast's dream, including a trip around the Chaparral factory.

Answers have been received from C. Stephens (Uckfield) and Bandula Gunasekera (Colombo) to my query in the August column about the CPT CARAJEGO identification seen via Eutelsat II F4 at 7°E. They both

confirm that in Cyrillic letters this stands for SRT SARAJEVO. My thanks for this help.

Bob French is re-equipping for C band reception, with an integrated heavy-weight motor that gives tracking down to the horizon. He received the SSSVC programme feed via TDRS-4 at 41°W (3.720GHz, horizontal) recently, dual beaming with Intelsat 601 at 27.5° (11.15GHz, vertical). Apparently SSSVC is to adopt MPEG compression via TDRS-4, with the 601 feed ending once all the receiving sites have been suitably equipped.

There seem to be fewer news feeds from the Yugoslavia area, though the Newsforce digital SNG is still operating from Split and is seen at 7°E via the EBU leased link. UKI 71 often uses this circuit. Starbird, another SNG facility company, is operating from Zagreb with links via Eutelsat II F1 at 13°E in the telecom band.

Roy Carmen (Reigate) reminds us that there is still life aboard Eutelsat I F5 at 21.5°E. He recently saw dog racing at 11.504GHz (vertical), an OB link that normally uses I F4 at 25.5°E.

Intelsat K at 21.5°W seems to carry many sports offerings. The NTV Reuters lease at 11.499GHz horizontal is a good one to check out.

Although most of the occasional news and OB feeds are seen between Eutelsat I F4 at 25.5°E and Orion at 37.5°E there are other possibilities, including Turksat at 42°E which often carries sports OBs. Ian Waller (Lincoln) recently saw football via this satellite at 10.970GHz vertical.

Arabic Radio and Television (ART) is now running a full European service. Check Eutelsat II F3 at 16°E, on 11.095GHz vertical, for more information.


### The Overmoded/Elliptical Waveguide

A recent newsletter from RFS (UK) Ltd., High Wycombe describes the company's new overmoded and elliptical waveguide technology. The losses introduced by a waveguide system depend on the material used, the design and the connections/terminations involved. They range from 1-2dB/100m at 2GHz to 60-100dB/100m at 40GHz. The RFS Flexwell elliptical waveguide has a similar performance to standard rectangular waveguide: its advantages are greater flexibility and the fact that it can be cut to the length required, so there are no joins.

Problems can arise when a waveguide is used to feed a relatively small dish (to keep the wind loading down) on a high mast, or when a very low transmitter

## NEW PRODUCTS


**NEW IMPROVED RR-50 SATELLITE RECEIVER WITH LATEST HIGH PERFORMANCE TUNER**



Manually controlled satellite receiver with communication facilities, fully variable I.F. bandwidth 12-26MHz adjustable, variable audio bandwidth 150-350kHz adjustable, +/- video switching for C/ Ku band, 147/8 volt LNB options, System B/G/I modulator, plus all the usual facilities to lift weak signals out of the noise. MKII model fitted with new tuner and latest improved pcb.


**£199.00**

**MULTISYSTEM DIGITAL VIDEO CONVERTER**



- Input Signal NTSC 3.58, NTSC 4.43, PAL, SECAM
- Output Signal NTSC 3.58, PAL (B,D,G,I)
- Input Auto Detecting
- Input Signal Indication (PAL, SECAM, NTSC) via LED's
- Video Input & Output via RCA Phone Socket
- Line Conversion: 525 to 625 Lines, 625 to 525 Lines
- Field Conversion 60 to 50 and 50 to 60 Fields.
- Power Supply DC 15 volts @ 450mA
- Accessories: set of leads & AC Adaptor

**New Low Special Offer Price £299.00**



**AKAI VS X475 EGN Multi-system VCR**

Multi-system 10 standard compatibility. Covers VHF (Bands 1, 2 and 3), UHF, plus in between cable channels. Records, plays back and receives: PAL System 1 (for UK); PAL System B/G (for Europe); PAL System D (for China); SECAM System L (for France); SECAM D/K (Eastern Bloc); SECAM B/G (Middle East etc.); also NTSC 3.58 and 4.43 MHz.

- ▷ NTSC playback on PAL TV
- ▷ Quick response system:
  - Quick start
  - Quick index search
  - Quick intro scarf
- ▷ IMS
- ▷ DX4 head
- ▷ Long play
- ▷ Remote handset
- ▷ On-screen programming
- ▷ Dual-mode digital tracking
- ▷ Multi-speed play
- ▷ 8-event - 1-year automatic timer
- ▷ Next function memory
- ▷ Auto voltage selector
- ▷ 45-channel synthesizer tuner
- ▷ Child-lock system
- ▷ Various auto functions
- ▷ Dimensions: 425Wx92Hx315Dmm

**£499.00**


(All prices are inclusive of VAT, Carriage delivery £9). NEW UPDATED CATALOGUE - Contains all the usual well established and popular products and also introduces:

- \* New higher gain target Triax Unia 108 & 52 element UHF Aerials
- \* New range of Triax high performance diplexers
- \* New range of Multi-standard VHF/UHF/PAL/SECAM/NTSC Colour TVs
- \* New range of Video Systems Converters

**Catalogue available by return of post for only £1, or ring with your credit card.**

Aerial Techniques

11 Kent Road, Parkstone, Poole, Dorset BH12 2EH  
Tel: 01202-738232 Fax: 01202-716951



Left: The standard TVS (Germany) NHK identification - the TVS feed is to NHK's Paris office via Eutelsat II F1 at 13°E. Centre: The RTM (Morocco) test pattern, received via Eutelsat II F3 at 16°E. Right: An unidentified test pattern caption received via Eutelsat II F1.

### THE SATELLITE NEWSLINE (VOICE)

0336 413413

Updated at least once a day this Newsline is available 24 hours a day, 7 days a week with all the very latest news in the satellite world including: New Channel Launches; The latest Scams and Cons; New Products and Services; The Latest Rumours and Issues; Adult Viewing - What's Going On. Simply call the number and listen to today's News.

### THE SATELLITE NEWSFAX (FAX)

0336 422888

A Written Copy of the Satellite Newsline (see above), available 24 hours a day, 7 days a week, and updated at least once a day. Use your fax telephone to call the number and follow the simple instructions for today's News.

### TRANSPONDER WATCH (FAX)

0336 422889

A listing of the latest Transponder changes. Sightings and Feeds, updated at least once a week. Use your fax telephone to call the number and follow the simple instructions.

### TRANSPONDER & CHANNEL LISTING (FAX)

0336 422886

A complete listing of all satellites, transponders and TV and radio channels from 66° East to 53° West. Use your fax telephone to call the number and follow the simple instructions.

### SMARTCARD NEWS (VOICE)

0336 413408

The latest news on ECM's new smartcards and encryption changes, updated every day. Simply call the number and listen to the latest information.

TV Live Limited, 78 Shepherds Way, Rickmansworth, Herts WD3 2NR  
Providing Satellite News & Information since 1990

All calls to all the services above cost 39p per min cheap and 49p per min at all other times.

The Copyright in these services is owned by TV LIVE Limited. No part of these recordings may be reproduced or transmitted in any form without the written permission of the copyright holder.

when overmoded waveguide, with mode filters, is used.

Keeping water out of waveguide is a science in its own right. I'll provide a few lines next month on how the professionals keep the insides of their waveguides dry!

### Satellite TV News

PanAmSat's PAS-4 satellite is now operational at 68.5°E. A UK enthusiast first saw signals on August 19th, at 11.578GHz vertical.

There are moves to adopt a standard European digital TV decoder. Deutsche Telekom, Canal Plus and Bertelsmann are amongst those involved in the project.

JSAT-3 was due for launch in late August carrying a full load of C and Ku band transponders: the orbital position is 128°E, a prime location for coverage of SE Asia and the Pacific basin as far as Hawaii.

Thomson is to produce broadcast MPEG-2 equipment and domestic decoders for France Telecom, which intends to transmit forty programmes in five conventional channel bandwidths starting in early 1996, intended mainly for cable head ends.

Asianet, which is New York based, has changed its Orion Atlantic transponder from 11.622 to 11.594GHz. No mention of going digital yet with this service.

Intelsat K at 21.5°W is to be used to transmit the Emirates' Dubai Television service across South America.

The Australian Galaxy Pay-TV operator is now testing set-top decoders prior to distributing them to its subscribers - at least 40,000 up to early August. Galaxy seems to have cornered the world market for digital decoding chips for the present time.

## Test Case 395

At this time of the year the Test Case workshop deals with about twenty jobs a day. Most of them pass through quite quickly: some get stuck for a day or two; and some seem to take up residence for one reason or another. Our tale this month concerns a TV set that fell into the second category. It was a 20in. rental set fitted with the Tatung 170 chassis.

The cause of the fault seemed to lie somewhere in the sync or line timebase sections of the receiver. It took an hour or two for the symptom, line tearing across the middle of the picture together with a slight sideways displacement of the image, to appear. Cathode Ray, who's luck it was to be in charge of the repair, noticed that the effect disappeared at low brightness and contrast levels. As the picture was turned up, the symptom became progressively worse - until, at maximum brightness and contrast settings, the line scan began to collapse, with a squiggly vertical line down the centre of the screen in some sections of the picture.

Ripple on a supply line, because of faulty smoothing, is sometimes the cause of this sort of thing. Ray checked the h.t. feed to the line output stage (at C425) when the fault was present, also the 18V and 12V supplies at each side of stabiliser I802. Each voltage was at the correct level, with no significant ripple or hash. As the severity of the fault seemed to depend on the beam current, attention was next turned to the e.h.t. generating department. These days there's very little that's visible or accessible here. Ray checked the e.h.t. connector, the earthing of the tube bowl's outer conductive coating and the components at the earthy end of the line output

transformer's e.h.t. winding - C427, R432 and zener diode D503. Everything was o.k. Time to replace the line output transformer then.

But a new line output transformer made no difference. There followed a long and weary session of trial-and-error component substitution tests in and around the line output stage. A new line output transistor (Q403) altered the nature of the symptom a little, but didn't remove it. The situation with the efficiency diode D401, which was suspected of breaking down under load, was the same. Other items that were replaced included the scan coupling capacitor C422, the flyback tuning capacitor C421, and the two parallel-connected resistors R435 and R436 which are in series with Q403's base drive. The PCB was closely examined. C425 which smooths the supply to the line output stage was replaced. The point was reached where there was a cat's cradle of wires and components under the board. The picture's horizontal instability persisted.

What to do now? Cathode Ray got the scope out and started again. With the brightness and contrast settings turned up to produce the fault, Ray could see the effect of the disturbance when he monitored the pulses produced by the line output transformer. The line drive output from the timebase generator chip was relatively free from any disturbance, and the drive pulses at the base of Q403 were, as far as he could see, all right - the waveform here is always a 'messy' one. Ray thought that it was time to enlist the help of Television Ted.

TV Ted knew about Tatung TV sets. Within a few minutes, using Ray's meter and oscilloscope, he'd found the culprit. It wasn't in the line output stage, nor the power supply, and had nothing to do with the timebase generator chip. Its cost is measured in pennies. What was it? For the solution, turn to page 59.



# Satellite Notes

Hugh Cocks

## Coaxial Cable Troubles

High-quality coaxial cable should of course be used for satellite TV installations – especially since the arrival of Astra 1D has increased the higher end of the band by 250MHz.

I remember that some years ago there was a brand of coaxial cable we used to refer to as 'Pro 7 Special'. It would be happy enough with most channels but would more or less remove Pro 7 at an i.f. of around 1,407MHz. Neighbours, Sky News and Sky Movies could look distinctly sparkly too. Frequencies above and below these channels were o.k.

We occasionally get call-outs to fairly old installations because of complaints that one or two channels are poor while the rest are o.k. If reception of the higher-frequency channels is much worse, this often indicates cable trouble. Sometimes reception of just a particular frequency block is poor. If the LNB and receiver seem to be o.k. when checked by substitution, run a new length of coaxial cable from the dish to the receiver. This invariably restores normal results.

Sometimes a small nick occurs in the cable's outer sheath: water gets in slowly and all sorts of strange effects are seen across the band. Beware of connectors in the line done up with tape: sooner or later poor contact introduces a voltage drop that either removes the higher channels or leads to their intermittent appearance. Cable trouble will become much more common as systems age.

## Black Museum

Perhaps someone should start a black museum for long (thankfully) dead relics of what we had to put up with in the early days of satellite TV.

One exhibit would surely be the made in Taiwan servo motor (usually black) that used to drive the old mechanical Polarotor assemblies. They would buzz, hunt and jitter as the internal cogs wore. The 'party trick' was when the motor would start to rotate continuously, giving simultaneous reception of the horizontally and vertically polarised channels.

I recall having to decouple the 5V supply at the motor end, because with most receivers the servo pulse drive is present for only a few seconds after changing channels. Any mains spike that came along meanwhile turned the servo motor a little, gradually ending up 90° out until a channel change restored normal polarisation. Inserting a lowish-value resistor in the line assisted with the decoupling and slowed the motor down, helping the dubious gearing mechanism to last longer – though the time taken to change polarisation could be a bit on the slow side!

A larger bodied model appeared a little later. It behaved better mechanically, but was very susceptible to any electrical storms in the area and would then refuse to work at all – often only a few days after being installed. At least the earlier ones never did this! Don't confuse these motors with the Chaparral type, which is very reliable.

The loss introduced by Polarotors seemed very bad, despite the impressive specification sheets. As there wasn't much signal to start with in those days, tough remedies were called for. I recall removing the existing signal probe and replacing it with a piece of coaxial cable inner conductor, bent appropriately to give the greatest signal pick up when

inserted into the waveguide. This helped matters no end! Why not use another type? Well few were available, and the magnetic type was still a year or two away.

With very early installations the viewer had to go and turn the LNB manually, which is remarkable when you look back on it now!

The least lossy solution was the use of an orthomode transducer (OMT) coupled to two LNBs, with a changeover switch. But this was costly at the time.

Another item in the museum would have to be the CX2450 satellite receiver dating from 1985-6. Old hands will remember it. Perhaps some will even have fond memories (it did produce constant servo motor drive). I remember nothing but a running battle to keep them going however – even to get them started out of the box!

Any more ideas for suitable exhibits? How about the Skyscan K1 receiver-positioner?

## LNB Covers

Moisture causes a lot of LNB trouble. One way to prevent this is to fit a cover over the LNB, leaving the front and underneath open. This prevents rain falling on the LNB, and has the additional advantage with an offset dish that the cover slightly shields the front feed. Thus with light to medium drizzle less rain builds up on the feed cover and there is less attenuation of the incoming satellite signal.

A cover also helps to keep a magnetic polariser dry. Our experience is that these have a habit of going open-circuit: rain falling on them can't help. The cover also overcomes the problem of water getting into the LNB/polariser flanges.

Until recently we manufactured dishes and made a fibreglass feed/cover for MTI/Marconi type LNBs. The covers reduced LNB and F connector water ingress problems to nil. We still make the covers, and when carrying out an installation fix one to the top of the LNB with hot glue and some plastic spacers. It has always puzzled me why no manufacturers have ever produced LNB covers.

## Connexions 8520R

Though they are becoming a little long in the tooth quite a few of these upmarket, motorised receivers that date from 1988-89 are still around. They were also sold under the Tee Com name.

They seem to suffer from a software bug however. After a while it's quite common to find that there is a problem with storing certain audio carriers. Frequencies above 7.56MHz, either mono or stereo, can be stored quite happily. Below this exact frequency the carriers can be tuned in but the receiver may not remember them – it happens with only some channels, others being o.k.

To restore normal results the settings for the satellite concerned have to be erased then everything reprogrammed. To do this, go to the parental lock mode, enter the four-digit pin number then keep pressing the parental lock button until 'erase sat?' is displayed. Enter the pin number again and the receiver will return to the factory reset for that satellite. Don't select 'erase all?' If you do, all the programmed satellites will disappear!

Finally, reprogram all the channels for the satellite concerned. Audio carrier storage problems seem to occur only when the frequencies have been changed. The video settings are not affected. You don't have to do anything specific with this receiver to store the channels: the action of channel changing seems to store new information.

This receiver isn't at all keen on Astra 1D converters but will tune from about 920MHz to 1,880MHz, which allows direct tuning as far as the CNN frequency with a 1D LNB.

1580H	3.83	2SC2073	0.77	2SD639	0.60	BC252B	0.87	BF470	0.33	BY399	0.11	HA13119	2.05	MJE18004	1.86	STK7358	5.81	TD41519A	2.74	TD48178FS	3.81
1M4001	0.04	2SC2078	0.86	2SD667	0.38	BC258	0.09	BF493	0.36	BYD141	0.26	HA13403	3.59	MJE2955	0.68	STR40090	6.28	TD41520B	2.48	TD48180	4.87
1M4002	0.87	2SC2120	0.23	2SD669A	0.64	BC300	0.48	BF494	0.12	BYD330	0.43	HA1377	2.62	MJE2955T	0.69	STR4211	12.63	TD41521	3.36	TD48190	2.91
1M4003	0.05	2SC2166	1.29	2SD716	1.46	BC301	0.28	BF577	0.43	BYD331	0.27	HA1338SP3	7.69	MJE3055	0.52	STR441	28.40	TD41524A	1.79	TD48305	7.21
1M4004	0.07	2SC2229	0.28	2SD718	2.21	BC303	0.24	BF758	0.32	BYD330	0.21	HMC232	10.46	MJE3055T	0.74	STR451	23.50	TD41530Q	4.89	TD48380	2.53
1M4005	0.00	2SC2230	1.66	2SD734	0.26	BC307	0.06	BF759	0.38	BYD331	0.25	HMC251	9.57	MJE340	0.50	STR50020	9.02	TD41554Q	1.12	TD48503	2.13
1M4006	0.06	2SC2235	0.36	2SD762	1.80	BC307B	0.14	BF760	0.26	BYD330	0.19	JOB	0.00	MJE340	5.98	STR50103	4.10	TD41670A	2.98	TEA1014	1.87
1M4007	0.06	2SC2236	0.36	2SD820	5.06	BC307C	0.15	BF762	0.30	BYD330	0.21	KA2206	1.32	MPSA06	0.35	STR54041	4.36	TD41675A	3.65	TEA1039	2.14
1M4148	0.06	2SC2240	0.16	2SD837B	1.12	BC308	0.06	BF788	0.52	BYD330	0.27	KA2223	0.60	MPSA42	0.23	STR5412	4.36	TD41701	2.85	TEA2018A	1.70
1M5051	0.00	2SC2271	0.67	2SD856	1.03	BC308A	0.09	BF869	0.25	BYD330	0.61	KA2263	0.55	MPSA43	0.15	STR58041	6.41	TD41770A	30.29	TEA2029C	5.69
1M5062	0.51	2SC2274	0.85	2SD863	0.35	BC308C	0.06	BF870	0.29	BYD330	0.35	KA2301	1.46	MPSA45	0.26	STR59041	6.67	TD41872A	4.83	TEA2031A	3.48
1M5400	0.07	2SC2314	0.38	2SD869	3.18	BC309	0.04	BF871	0.41	BYD330	0.94	KB108	1.42	MPSA56	0.12	STR6020	5.38	TD41905	2.12	TEA2164	2.96
1M5401	0.14	2SC2335	1.12	2SD870	3.81	BC309C	0.14	BF959	0.18	BYX5600	0.23	KIA6210AH	1.65	MPSA92	0.18	STR6020MT	15.05	TD41908A	2.14	TEA2165	4.27
1M5402	0.12	2SC2458	0.14	2SD871	5.08	BC327	0.10	BF960	0.30	BYX7100	1.45	KSR1001	0.14	MR856	0.65	STR60420	2.16	TD41950	1.86	TEA2165A	9.58
1M5404	0.12	2SC2482	0.35	2SD880	0.36	BC327B	0.17	BF966	0.26	BZT83C120	0.62	KSR1004	0.14	NR856	0.11	T6064V	11.63	TD42002	1.12	TEA5101A	3.50
1M5406	0.12	2SC2570A	0.30	2SD882	0.43	BC328	0.07	BF970	0.30	BZV10	1.34	KSR2004	0.14	NE545B	3.20	T6076V	5.04	TD42003	0.90	TEA5135	2.92
1M5408	0.09	2SC2581	3.08	2SD898B	6.41	BC337	0.14	BF979	0.18	BYX5600	0.23	KIA6210AH	1.65	NE555N	0.40	T9053V	1.93	TD42004	2.57	TC11060	0.81
1M914	0.04	2SC2603	0.25	2SD965	0.67	BC337L	0.22	BFR30A	0.88	BZG6110	0.19	L200CV	2.19	NE556	0.43	T9053V	1.93	TD42005	1.63	TC11060	0.75
2N2222	0.22	2SC2625	2.94	2SD973	0.38	BC338	0.06	BFR30	0.59	BZG6112	0.12	LA1230	3.95	NE592N	1.91	T9064V	1.51	TD42006	1.06	TC225M	1.02
2N2222A	0.23	2SC2655	0.31	2S1115	7.69	BC368	0.11	BFR30A	0.68	BZG61120	0.09	LA1503	1.29	NE646N	4.45	TA7105AP	3.23	TD42006	0.76	TC225M	1.02
2N2365A	0.18	2SC2705	0.22	2SK1117	3.06	BC369	0.17	BFR31	0.60	BZG61130	0.11	LA2163	2.29	OA200	0.22	TA7205AP	1.68	TD42030H	1.04	TC225M	1.68
2N2907	0.20	2SC2724	0.19	2SK192A	0.36	BC372	0.43	BFR31A	0.92	BZG6120	0.19	LA2720	2.73	OA90	5.23	TA7217AP	1.46	TD42030V	0.74	TC21060	1.64
2N3053	0.38	2SC2979	2.74	2SK794	6.41	BC461	0.31	BFR36	0.55	BZG6127	0.19	LA282	8.89	OC71	1.83	TA7222P	1.28	TD42040H	2.11	TL111	1.95
2N3055	0.50	2SC3117	0.60	3K888	2.57	BC517	0.14	BFY51	0.39	BZG6133	0.19	LA4422	1.36	PG00A	0.33	TA7227P	2.29	TD42170	7.08	TP110	0.36
2N3440	0.35	2SC3153	2.40	74LS247	0.62	BC546A	0.17	BR100	0.21	BZG615V6	0.11	LA4440	2.80	PC81A	1.29	TA7233P	1.97	TD42270	2.45	TP112H	0.95
2N3442	1.00	2SC3156	6.61	7805	0.78	BC546B	0.12	BR103	0.53	BZG616V2	0.07	LA4445	2.99	PC16C5XTSD	0.61	TA7240P	2.74	TD42540	1.12	TP121	0.42
2N3707	0.12	2SC3179	0.82	7806	0.60	BC547	0.11	BR103	0.11	BZG617V5	0.09	LA4460	2.31	R2M	6.67	TA7250	4.07	TD42541	0.72	TP127	0.67
2N3713	1.34	2SC3182	2.49	7808	0.72	BC547A	0.04	BR144	1.02	BZG618V2	0.19	LA4461	1.71	R4050	3.04	TA7250BP	3.74	TD42576A	5.95	TP132	0.65
2N3819	0.55	2SC3199	0.43	7809	0.69	BC547B	0.11	BR149	0.43	BZG619V1	0.09	LA4475	2.99	R4051	4.80	TA7270P	1.59	TD42577A	2.99	TP137	0.48
2N3904	0.32	2SC3225	0.60	7812	0.52	BC548A	0.11	BR155	1.20	BZG61910	0.10	LA4476	2.99	R4156	2.40	TA7270P	4.40	TD42578A	2.91	TP2395	0.94
2N3906	0.00	2SC3242	0.19	7815	0.82	BC548B	0.06	BR156	0.43	BZG61912	0.10	LA4508	2.77	RC4558	0.68	TA7273P	4.10	TD42579A	4.21	TP239	0.31
2N4123	0.30	2SC3310	2.12	7810S	0.35	BC548C	0.06	BR50	0.75	BZG61915	0.09	LA4700	4.27	RC684BY10	17.56	TA7280P	2.74	TD425810	4.97	TP299	0.47
2N4296	0.89	2SC3311	0.29	78M05	0.35	BC549B	0.11	BR538	1.77	BZG61930	0.11	LA6358	0.60	RGP106	0.26	TA7280P	2.74	TD42581Q	2.95	TP305	0.17
2SA1013	0.35	2SC3330	0.26	7905	0.35	BC550	0.15	BT139600	1.29	BZG61936	0.10	LA6510	2.94	RGP156	0.33	TA7281P	2.88	TD42582	2.09	TP300	0.94
2SA1015	0.11	2SC3355	0.96	7915	0.82	BC550C	0.09	BT151500R	1.44	BZG61947	0.07	LA7520	4.80	RGP15J	0.24	TA7289P	2.04	TD42593	0.76	TP31A	0.33
2SA1015GR	0.11	2SC3358	0.69	AA119	0.36	BC556A	0.06	BT151800	1.15	BZG61956	0.05	LA7800	2.41	RGP15M	0.47	TA7299P	2.65	TD42594	2.21	TP31C	0.77
2SA1016	0.26	2SC3420	0.55	AA143	0.13	BC557	0.05	BU104	1.43	BZG61962	0.08	LA7801	0.11	RGP30M	0.30	TA7317P	3.44	TD42595	3.19	TP32A	0.41
2SA1020	0.44	2SC3423	0.80	AC127	0.52	BC557A	0.15	BU205	1.07	BZG61962V9	0.09	LA7820	2.71	RM11C	1.71	TA7609P	2.19	TD42600	4.86	TP32C	0.46
2SA1029	0.26	2SC3502	0.45	AC151	0.52	BC557B	0.06	BU208A	1.44	BZG61965V1	0.05	LA7830	1.88	S2000A	1.98	TA7680AP	4.55	TD42611A	0.64	TP35C	1.39
2SA1048	0.19	2SC3656	0.18	AC153K	0.40	BC558B	0.08	BZG6208A	1.25	BZG61965V2	0.13	LA7835	1.99	S2000A3	1.54	TA7698AP	4.65	TD42611AQ	1.32	TP35C	1.37
2SA1286	0.80	2SC3679	4.45	AC187K	0.53	BC560C	0.06	BZG6208D	1.61	BZG619810	0.11	LA7837	1.63	S2000AF	1.68	TA7765P	3.01	TD42653A	2.99	TP41C	0.43
2SA1370	0.43	2SC3788	0.77	AC188	0.40	BC635	0.19	BZJ326A	1.36	BZJ8811	0.11	LC7132	4.70	S2055AF	2.82	TA7784P	2.95	TD42658	19.93	TP42A	0.35
2SA1489	2.40	2SC3795	1.97	AC188K	0.82	BC636	0.14	BU4060	0.69	BZJ8812	0.07	LED3G	0.10	SA4129302	8.20	TA7784P	3.25	TD42659	1.27	TP42C	0.35
2SA1706	0.52	2SC3795B	2.63	AD149	0.52	BC637	0.11	BU4060	1.02	BZJ8813	0.11	LED3R	0.10	SA4129303	10.25	TA8201	2.93	TD42660	1.27	TP42C	0.35
2SA562	0.17	2SC3807	0.84	AF124	1.75	BC639	0.09	BU4060	1.02	BZJ8824	0.11	LM1203	1.07	SA45012	3.34	TA8205	3.93	TD42661	6.75	TP42C	1.59
2SA564	0.33	2SC3883	5.82	AF125	0.82	BC640	0.06	BU4070	0.53	BZJ8827	0.11	LM1303N	0.88	SA45243PE	10.87	TA8205AH	4.50	TD42662	12.29	TP42C	1.20
2SA608	0.24	2SC3892A	4.79	AF126	2.23	BC879	0.40	BU4070	0.98	BZJ8827	0.11	LM3177	1.29	SAB3035	1.71	TA8207	2.74	TD42663	2.40	TL062	0.60
2SA673	0.12	2SC3953	0.72	AF127	0.77	BCY71	0.27	BU426A	1.03	BZJ8833	0.11	LM324N	1.48	SG264A	11.57	TA8210H	5.28	TD42664	0.98	TL071	0.69
2SA684	0.43	2SC4106	2.05	AF139	0.29	BD131	0.26	BU500	1.41	BZJ8836	0.11	LM339N	0.50	SGS1344	7.28	TA8215H	5.73	TD42665	2.96	TL071CP	0.60
2SA733	0.18	2SC4242	2.31	AN5265	1.76	BD132	0.26	BU5050F	1.35	BZJ8839V9	0.03	LM34075	0.41	SL1430	1.92	TA8216H	8.01	TD42666A	5.30	TL072	1.03
2SA769	1.29	2SC4517	4.70	AN535	1.46	BD135	0.33	BU5060F	2.31	BZJ8847	0.06	LM358	0.60	SL1431	2.40	TA8220H	7.69	TD42667A	3.90	TL072CP	1.03
2SA844	0.26	2SC4517A	2.52	AN535A	1.01	BD136	0.20	BU5085A	0.95	BZJ8851V1	0.13	LM358N	0.42	SL1432	6.19	TA8221H	6.56	TD42668AT	3.34	TL074	1.15
2SA872	0.35	2SC458	0.12	AN5515	1.29	BD137	0.46	BU508AF	1.88	BZJ8862V2	0.11	LM380N	1.03	SL1471	1.70	TA8221L	7.19	TD42669	3.40	TL082CP	0.21
2SA872A	0.35	2SC4742	4.70	AN5521	1.66	BD139	0.18	BU508APH	1.99	BZJ8862V2	0.27	LM3865N	1.57	SN76705AN	1.70	TA84101	4.27	TD42676	6.41	TMPC7432AP8188	1.88
2SA916	0.57	2SC536	0.30	AN6610	0.94	BD140	0.24	BU508D	1.32	BZJ8869V1	0.11	LM3914N	2.74	ST4314M	3.35	TA8591N	7.01	TD42678	11.31	TP42C	15.19
2SA933	1.00	2SC639	0.56	AN7161N	3.47	BD203	0.47	BU508													

**10000's** of semiconductors I.C's etc.  
of video parts, heads, belt kits etc.  
of remote controls. etc. etc.  
**80000's** over 80,000 database records to help find the difficult  
video parts quickly. Stock availability & price in seconds

We compete on **QUALITY** - We compete on **SERVICE**  
We will not compromise and yet our prices are often less.

**.....and look at the special offers.**

(strictly while stocks last)

BU208A	X5	£4.95	BUT11AF	X5	£3.45
BU508A	X5	£3.60	BU426A	X5	£3.75
BU508AF	X5	£5.00	TDA4601	X2	£2.55
BUT11A	X5	£2.25	TDA3654	X2	£2.50
Philips type 1.2 volt Back up battery	X5	£4.50			
Philips type 2.4 volt Back up battery	X5	£8.75			
Scan - Scan lead 1.5m Fully wired	X2	£2.90			
3V2 etc. Belt kit	X5	£4.50			
TJ35/36 etc. Belt kit	X5	£4.25			
V711B etc. Belt kit	X5	£5.50			
Standard video sensor lamp	X10	£2.50			
Std video sensor lamp + plug	X10	£4.00			
Thorn TX9/10 Remote control	each	£7.49			
Thorn TX10 Green spot LOPTX	each	£14.95			

**.....and now ask for a full price list.**

(please add £1.00 handling all + VAT)

**Satellite PSU Repair / Refurb kits**

**Over 20000 kits sold**

Experience in one of the largest repair centres has shown that all repairs to Power supply units require special treatment with not only the obviously faulty parts being replaced but a number of others also changed to ensure a satisfactory repair. Experience shows that up to 30% of all power supply repairs 'bounce' unless the correct procedure and the correct precautionary changes to certain components are made.

At least 4 repair kits are available to cover the majority of all Amstrad and Pace receivers each with a simple to understand instruction sheet to guide you through the correct way of repairing and refurbishing satellite receiver

	MANUFACTURER	MODEL NO.		PRICE
SATKIT1	PACE	PRD800	PRD900	£6.95
SATKIT2	PACE	SS9000	SS9200	£6.95
		SS9010	SS9210	
		SS9020	SS9220	
SATKIT3	AMSTRAD	SRD510	SRD520	£6.95
SATKIT4	AMSTRAD	SRD500		£6.95

Please add £1.00 handling all + VAT

**YOU!!**



**NEED ECONOMIC**

\*Economic supply TV & Video parts. **VERY FAST**

\*Our experienced staff **WANT** to help you !!

\*We can give you an instant answer from our database that contains over 80,000 items and we can give that answer **IN SECONDS**

\*If we cannot find it immediately

\* We will '**SEARCH THE HEAVENS**'

\*We will hassle our suppliers

\*We will hassle the manufacturer

\*We will make phone call after phone call

\*We will send Fax after Fax on your behalf

**\*WE WILL DO ALL THIS FOR YOU**

\*We do it willingly and for free - **YOU NEED ECONOMIC!!**

**Economic Devices**

**PHONE (01902) 773122 FAX (01902) 29052**

**32 Temple Street, Wolverhampton WV2 4 AN, United Kingdom.**

**International Phone ++ 44 1902 773122 Fax ++ 44 1902 29052**

Also available - D2mac Decoders - RTL Decoders - Secam/PAL Transcoders - A/B Switches  
Tone Switches - Multiswitches - Please phone for current prices.  
Larger Quantity Trade enquiries welcomed.

# VCR Clinic

*Reports from Philip Blundell, AMIEEIE, Michael Dranfield, Eugene Trundle, David Belmont, Steve Hague, Terry Lagoon, Michael Harris, Stephen Leatherbarrow, Richard Newman, John Pitt-Francis and Simon Bodgett*

## Philips VR231

If the power supply is dead and the start-up voltage for the control chip is low, check whether diode 6115 is leaky. The type fitted in this position depends on the model. If it's a UG06B, the part no. is 4822 130 83307. **P.B.**

## Panasonic NVG21

When replacing post P5, make sure that you use the correct part for the machine on which you are working. After fitting a new post we found that it caught on the securing screws for the capstan motor. This resulted in a tape loop on eject. The new post looked identical to the old one but was about 1mm thicker. It would seem that different ones are used in the deck. **M.Dr.**

## Panasonic NVG7

Stations could be tuned in and stored, but on channel change they disappeared. We suspected the MN1220 memory chip, but checks took us to the -30V supply which was rather high at -57V! Q1101 and D11 in the power supply were found to be short-circuit. Despite this high voltage the memory chip was perfectly o.k. **M.Dr.**

## Sanyo VHR3300

The effect produced by this fault suggested that its cause lay in the i.f. or a.g.c. circuits. Symptoms were a grossly distorted, soot-and-whitewash E-E picture with patterning and loss of sync. In fact the signal that emerged from the vision detector was perfectly good! The cause of the trouble was a faulty vision switching chip, IC1001 (LA7223). **E.T.**

## Sanyo VHR190

To all intents and purposes this machine was completely dead. When we checked around in the power supply section with an oscilloscope however we found that there were needle pulses at the chopper transformer. The cause of the failure was the 14V rectifier D5101 which was short-circuit. **E.T.**

## Panasonic NVG21

This machine originally came in for a service. In addition to replacing all the gears, the pinch roller and the mode switch we had to replace the side plate and connection gear. Two months later the machine came back, the complaint being that when it was switched on the carriage moved forwards then ejected, repeating this until the machine went back to standby. You often get this fault when there's a worn carriage mode switch or a bent lever. Not this time however. The cause of the trouble was that all the joints of the new carriage's connector were dry-jointed. Resoldering put matters right. **D.B.**

## Sanyo VHR135

There was intermittent failure to take up in play or rewind. The cause of the problem was that the idler was sticking on

its shaft. A drop of oil on the pivot shaft was all that was required to restore correct operation. **D.B.**

## Matsui VX730/Saisho VR3200

This machine appeared to be dead. The power supply was working, but there was no AT6V supply because of a break in the ribbon cable that connects Q505 to the power supply. A new cable loom put matters right. **D.B.**

## Ferguson FV70

This machine had a tape stuck in it. As the loading motor had partially seized, its drive chip had a large hole in it. Replacing the chip and the loading motor enabled us to retrieve the tape. **D.B.**

## JVC HRD580

We seem to be getting quite a few of these machines in which a previous engineer has replaced the mode switch but fitted the wrong type. The symptoms are that the tape laces up and the machine then plays for a few seconds before shutting down. The part number for the mode switch, which has a black body, is PU60973. Don't fit the red type. **D.B.**

## Sanyo VHR251

The E-E and playback pictures were poor, with what appeared to be hum bars and a rolling effect. A check via the scart lead showed that the video signal was good. When we opened the r.f. converter we saw two small 1µF capacitors. Replacing them restored a good picture. **D.B.**

## Aiwa HVG110K

This machine went dead intermittently. When we examined the power transformer we found that pins 15, 16 and 17 were dry-jointed. Resoldering them restored reliable operation. **D.B.**

## JVC HRD910

This tip could save you a lot of heartache – as well as money! The symptom we had was an unstable picture in the top half of the screen and just snow in the bottom half. Scope checks showed that the output from one head was greatly reduced. Replacing the upper drum marginally improved the top half of the picture, but had no effect on the snow. . . . Logically, the cause of the problem had to be the lower drum. But before we frightened the customer with the price of a new one we rung JVC Technical. We were told that there's a 3.3µF capacitor, which is not shown in the service manual, on the lower drum PCB. Replacing this cured the fault. **S.H.**

## Ferguson 3V23/JVC HR7700

It's not often that one of these venerable machines turns up, but this one was extremely clean. Its noisy picture was

simply the result of worn out heads, which the owner thought it worth replacing. He also said that the machine didn't always load, especially with a timed recording. A new loading belt cured that. We also replaced the cassette lamp as it appeared to be the original one. **M.H.**

### Fisher FVH715

A nice easy one: this machine produced a picture with two hum bars that tripped the field lock each time they arrived at the bottom of the screen. Two bars indicates 100Hz hum, so we had a quick look around the main electrolytics. C906 (1,000 $\mu$ F, 35V) turned out to be almost open-circuit. It took longer to take the cover off the machine and find the power supply than to do the repair! **M.H.**

### Saisho VR1200/Matsui VX800A

This machine had no eject, fast forward or rewind operation, though it would load. We noticed that there was no capstan rotation, and a quick check showed that there was no 16V feed from the power supply. This led us to the good old circuit protector ICP201 which was open-circuit. Replacing this and giving the machine a good clean up completed the repair. I love the easy ones! **T.L.**

### JVC HRFC100F

This model is unusual in that it will work with both normal VHS and VHS-C camcorder tapes. Its loading mechanism is therefore slightly more complicated, and this is where you get most of the problems. The machine I had in recently was no exception – there was a tape jammed in it.

I managed to extract the tape, and on inspection noticed that the half-load arm was quite badly twisted and in need of replacement. It is always worth checking that the carriage is not sloppy in its down position: it might also need to be replaced, and is an expensive item. Fortunately in this case the carriage was o.k. and replacement of the half-load arm and the gear assembly was all that was required. **T.L.**

### Matsui VX1100

There was intermittent E-E sound. Getting out my faithful old screwdriver, I did some highly technical fault tracing by tapping around the boards. This soon led me to a very sensitive scart panel, and on closer examination I noticed that C4513 was dry-jointed. Resoldering it cured the fault. **T.L.**

### Hinari VXL6

In both the E-E and playback modes the video signal was very crushed and distorted, and of low amplitude. Not having a manual, I was forced to follow the print. This brought me to Q306 (2SC1740), whose base voltage was too low for it to switch on properly. The cause of the trouble was C353 (47 $\mu$ F, 16V) which was short-circuit. We've had problems with other 16V electrolytics in these machines. Symptoms have included no drum rotation and excessive capstan speed. **S.L.**

### Amstrad VCR4600

There seemed to be two problems with this machine, but they proved to have the same cause. If any deck mode was selected while the machine was in the E-E mode, the sound would be either muted or its level would vary momentarily. Deck mode changes also produced video signal level varia-

tions. The obvious thing to do seemed to be to check the supply voltages. When I did this I found that the AL12V supply was at 18V and varying. This supply is produced by Q802, along with the 5V regulator IC801 and the 8.2V zener diode D810. The culprit was Q802. **S.L.**

### Sharp VCA46 – Video Plus Handset

There was a problem with this machine's Video Plus remote control handset. If a Video Plus code for any previous day was entered, the LCD would display the correct start/stop day/month. If a code for the current or any subsequent day was entered, the wrong start/stop day etc. would be displayed. The cure was to remove the handset's batteries then discharge the internal capacitor by shorting the battery terminals together for a few seconds. The problem had arisen after fitting replacement batteries. **M.Dr.**

### Ferguson 3V36/JVC HRD225

Playback of a prerecorded tape was o.k., but when a recording made by the machine was played back the capstan speed was slow. Checks showed that the capstan FG comparison signal was missing at pin 6 of IC408 (BA6305) though the input to this section, at pin 5, was o.k. The obvious thing seemed to be to replace the chip, but this made no difference. After checking the chip's peripheral components I did what I should have done in the first place – check the amplitude of the pulses at pin 5. It was low of course (200mV). When I checked back to pin 1 I found that the signal from the capstan flywheel FG coil was also low.

An inspection of the flywheel revealed that the two screws which hold the bracket were chewed up, and that someone had already fitted a new set of belts. The cause of the trouble was excessive clearance between the flywheel and the FG coil. I think that whoever had fitted the belts was unable to undo the screws and bent the flywheel bracket to get the new belt on. **M.Dr.**

### Philips VR6462

There was no playback sound though the E-E sound was normal. I like to use a signal tracer. So I lifted out audio panel P502 to make checks. There was plenty of signal from the head, at the base of transistor 7010, but nothing at its collector. A few further quick checks showed that although there was 11V at the top end of R3037 (3.3k $\Omega$ ) there were no voltages around transistors 7010 and 7009. The decoupling electrolytic C2027 (330 $\mu$ F, 16V) was dead short, a replacement restoring full sound. **R.N.**

### Philips VR6585

There was neither E-E nor playback sound with this Nicam machine. Initial checks were carried out around the audio switching panel, but everything seemed to be o.k. here. What I did notice was that the level indicator on the front panel barely moved. It's driven by the f.m. audio panel, where there was no supply to the audio processor chip because the 80mA Wickman fuse F1201 was open-circuit. All that was required to restore the sound was a new fuse. **R.N.**

### Sharp VCA113HM

This machine belonged to a heavy smoker and needed a good clean up. I was told that it had failed quite suddenly while playing back one of the soaps. On test it was found to be reluctant to thread, with the arms going only about half

way; the half-load arm moved in odd jerks, and the machine wouldn't wind tape back into the cassette. The mode switch was the cause of all this. When I removed it and took it apart the contacts were seen to be suffering badly from nicotine poisoning. They cleaned up all right, and the machine worked when reassembled, but I decided to change the switch to be on the safe side. R.N.

### Philips VR6462

There were no signals, either E-E or playback, nor was it possible to obtain a test signal as there seemed to be no output from the modulator. Mechanically the machine was o.k. A substitute i.f. panel failed to restore the signals, so I checked the voltages at pins 4 and 6 of socket P5 on interface panel P005: these are the supplies to the modulator. The switched 12V supply (12b) at pin 4 was missing. It comes from transistor 7002, which had correct voltages at its base and emitter but nothing at its collector. The 'on' line to IC7150 seemed to be working correctly.

Component replacement on panel P005 can be carried out only after removing it. Remove the i.f. and chroma panels, then the three screws that secure the mains transformer. After unplugging the transformer, release the plastic clips that hold the panel, raising it gently as you do so. The panel can be worked on by resting it on its side, and you can plug the transformer back in. All deck functions will then remain operational. Once transistor 7002 had been replaced normal operation was restored. It's a BD678 Darlington type transistor. R.N.

### Toshiba V309B etc

This machine would stop in playback or record after anything from twenty minutes to two hours. The cause was high reel motor current, though the motor rewound very fast and wasn't particularly noisy. We've also had the fault with the V109B and V209B. J.P.-F.

### Panasonic NVG20

No power up with this machine was caused by C39 in the power supply. It had gone low in value. J.P.-F.

### Ferguson 3V35/JVC HRD120

The tuning department wouldn't light up, behaving as though it was in the camera mode. The tuner/camera switch was o.k. however. Replacing the HD552-088C chip cured the fault. J.P.-F.

### JVC HRD580/Ferguson FV43H/44L/46T

This machine stopped intermittently, usually at start up. As a replacement clutch unit failed to restore reliable operation I removed the deck terminal PCB and cassette housing in order to give the deck a thorough inspection. While looking for a foreign object I noticed that the brake pad on the sub-brake assembly was dislocated. A replacement, part no. PQ43583A, cleared the fault. J.P.-F.

### Hinari VXL90 etc

No fast forward or rewind, everything else working normally, is becoming a stock fault with the deck used in this machine (and many others, see note at end). The cause is unreliable trigger lever action (item 260, see Fig. 1). In order to engage the fast forward/rewind action after a

command, this lever must have returned to its rest position. Instead, it tends to remain protruding about 1mm towards the front of the deck. To improve reliability:

(1) Carefully round off the sharp edges of the trigger lever and brake plate mouldings in the areas indicated by an X in Fig. 1, using a sharp knife in a scraping action.

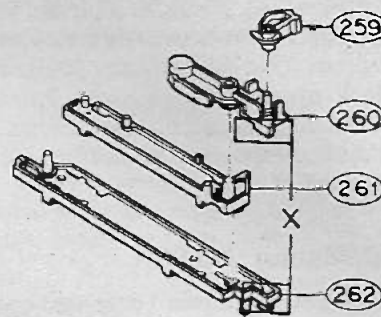


Fig. 1: Trigger/brake components, 259 trigger hook, 260 trigger lever, 261 brake plate, 262 brake actuate base. Round off the edges of items 260 and 262 in the areas marked X.

(2) Increase the spring torque by bending the bottom end of the spring an extra 60°.

(3) Clean off all dirt and reassemble, lubricating the rubber parts with a *small* amount of plastic grease such as Electrolube or Mycote.

Note: Other machines that use the deck include the Hinari VXL8/9, Sentra VX8500/8600, Amstrad VCR6000/6100, Tashiko VVF933/934, Proline VCR9100, Goodmans TX1100, Osaki VCR35 and many more. J.P.-F.

### JVC HRS5800

This machine came in with a list of faults: intermittent sound; picture not stable; and the left VU meter not working. There was no sample tape, and I had little to go on as the machine had come from another dealer. I checked the tape path and set it up. This cured most of the problems. I then braced myself for a complicated VU meter drive problem. There was relief when I discovered that it had been selected as a tracking indicator. S.B.

### Grundig VS340

Sound warble was the complaint. It was caused by tight capstan motor bearings, a new motor curing the trouble. Unlike some who would strip the motor down and lubricate it, "to save the customer some money", I prefer to work to manufacturers' standards. S.B.

### JVC HRS4700

Faulty functions. What a brilliant fault report! Says it all, doesn't it? Normal operation was restored by replacing the CAT chip. To non-JVC types, that's the memory i.e. S.B.

### JVC HRS5800

Loading difficulties was the complaint with this machine. Its cause was a broken spring in the idler/brake control. All suspect gears and cams were replaced to restore reliable operation. S.B.

*The manufacturer who cares about quality & features rather than being lowest in price !*



**Audio Analyser**  
Model AA-930


Multi-function meter. Measures distortion, wow & flutter, stereo power, signal levels in & out; generates audio test signals. Features include large clearly marked analogue meters. Performs the work of many individual instruments. £ 490

**Television Pattern Generator**  
Model GV-698/11



32 patterns, 32 internal memories. PAL/NTSC/SECAM standards, with I, B, G, H, M, N, D & K, NICAM, teletext all in one instrument. Optional on screen logotype. (Other pattern generators available from £ 210). £ 1428

**Television Pattern Generator**  
Model GV-298



Compact high performance generator, RF and video outputs. Frequency range same as GV-698/11, 37 to 865 MHz. Circle pattern included. £ 433

**TV & Satellite Level Meter**  
Model MC-360



Ideal instrument for the professional installer of FM/TV aerials and satellite TV dishes. Covers 48 to 856 MHz and 950 to 2050 MHz. Lightweight, compact and rechargeable battery operated. £ 654



**Frequency counters** Models FD-250 & FD-252


FD-250 covers 20 Hz to 160 MHz and FD-252 covers same plus, 100 MHz to 2.4 GHz. Large L.E.D. display. Wide performance at low cost. £ 153 & £ 206



**TV & Satellite Level Meter**  
Model MC-944

This meter has everything for the top flight installer of aerials, dishes, CCTV, MATV, SMATV and others systems. Features include TV monitor, spectrum analyser, sync pulse, teletext, printer output, 99 memories, tuneable audio subcarriers, etc. Full autocorrection for superb, unequalled accuracy! RS-232 as standard. £ 1895

**Low Distortion Low Frequency Generator**  
Model GB-212



20 Hz to 200 kHz, harmonic distortion 0.02 % maximum over audio band. Frequency counter resolution as high as 0.1 Hz. 600 ohms impedance. Output level attenuation range 60 dB, with analogue meter for setting accuracy. Excellent output level flatness. £ 219

**Functions Generators**  
Models GF-230 & GF-232




Two versions available: 0.1 z to 1 MHz and 0.2 Hz to 2 MHz. Producing sine, triangular and square waveforms, with variable symmetry. Excellent performance. £ 153 & £ 206



**CRT Rejuvenator**  
Model TA-903

Similar to TA-901, but has three meters to monitor cathode current. Special technique allows repeated rejuvenation of CRT. Supplied in attache style case, for easy field and workshop use. £ 498

**CRT Rejuvenator**  
Model TA-901




An essential tool for every TV workshop. Promax have made many thousands. Supplied complete with a set of base adaptors. £ 235



**TV/FM Level Meter**  
Model MC-160B

The aerial installers best friend. Calibrated for accurate signal level measurements. Digital frequency display ensures correct signal selection and identification. Built-in demodulator for easy station ident. and audible tone for easy positioning. This meter is light in weight, but has outstanding technical features. £ 354



**R.F. Spectrum Analyser**  
Model AE-566

1 to 1000 MHz, with 950 MHz to 1750 MHz option. Built-in tracking generator. Offers spanwidths from 1 MHz to 1000 MHz. Includes normalizer. This analyser is ideal for production and educational applications, as well as R+D. £ 2800

The company has been producing test equipment in Spain for over thirty years, earning a strong reputation for excellent engineering, quality performance at budget prices. The equipment is supported by Alban Electronics from their St Albans facility. These products are suitable for only professional and educational applications.



Prices shown exclude VAT, but includes UK delivery. Most items available for immediate despatch.



**ALBAN ELECTRONIC LIMITED**  
4 - St Albans Enterprises Centre - Long Spring  
Porters Wood - St Albans - Hertfordshire - AL3 6EN  
Tel: 01727 832266 - Fax: 01727 810546

# Consumer Electronics at Berlin

George Cole

This year's Berlin consumer electronics show, known as the Internationale FunkAusstellung (IFA), was held in late August. It was dominated by digital playback, recording and broadcasting systems. A number of interesting technological developments for the future, including flat-screen TV sets and tapeless audio and video recording systems, were also on show.

## Digital TV

Digital TV conforming to the European Digital Video Broadcasting (DVB) standard should reach much of Europe next year, via satellite or cable distribution. DVB receivers were being demonstrated by a number of companies, including Philips, Hitachi, Pace and Thomson. Pioneer's DVB IRD (no model number has been assigned to it) is designed for satellite or cable TV systems: it can handle MPEG-2 audio and video, has a DVB descrambler and an IOS smart-card slot, is 4:3/16:9 capable and incorporates a modem and a computer and peripheral interface. Nokia's DVB9500S is designed for digital TV and many other digital services and systems – more on this when we come to multi-media equipment.

Dr Helmut Stein, vice-president of Nokia's technology division, provided an interesting insight into the DVB strategy for HDTV broadcasting. Apparently the original plan was to introduce an hierarchical, or 'scalable', transmission system: a standard-resolution picture would be incorporated within an HDTV picture in such a way that owners of ordinary digital sets would receive the standard picture while those with HDTV sets would see the high-definition images. But this approach has been deemed a waste of valuable transmission resources, also putting up the cost of digital TV sets for little or no immediate benefit. No broadcaster plans to offer HDTV during the next five years or more, there are no HDTV chip sets in production, and a scalable system would involve transmitting twenty per cent more data. Thus the present plan is to offer standard/HDTV simulcasting when appropriate. This would require only some 6Mbits of extra data capacity.

## Non-digital TV


Despite the growing interest in digital TV, there were plenty of interesting analogue TV developments on show in Berlin. A combined TV and telephone was included amongst some novel technology being demonstrated by Philips. The 32PW977A is a 32in. widescreen TV receiver incorporating an analogue cordless telephone base station that conforms to the CT1 (900MHz) standard. When a call is received the screen displays a message. The call can then be answered by pressing a button on the remote control handset to mute the TV sound. A built-in microphone and speaker provide the phone operation. Other features include caller ID, a 150-name directory and an alphanumeric keypad. Up to six handsets can be operated from the base station. There were no launch or price details however.

Level 2.5 teletext was also demonstrated by Philips. This offers a number of improvements. Each Level 2 page can contain up to 32 colours, chosen from a palette of 4,092. There

can be up to 56 characters per line (the present system has 40), and the graphics are better. It's also possible to mix letters of different colours on the same line. The Level 2.5 system is designed for 16:9 sets but can also be displayed by 4:3 sets that use Level 1 or 1.5 teletext. This is possible because the first 40 characters in a line are used for the text, the remainder for graphics that can be displayed on panels at each side.

The Philips Widescreen Plus system improves the picture quality with 432-line letterbox pictures that are expanded to fill a 16:9 screen. It uses line interpolation to generate extra lines to form a 576-line display.

Philips has also improved the picture quality with 100Hz displays, which can produce judder with moving objects. A system called Natural Motion works by analysing the picture in real time. This enables it, using measurements based on the speed and direction of an object, to predict where the object should be in the next frame. An intermediate picture based on these calculations is then created. The system cannot operate where the object is too small or is moving too fast however. It



JVC's prototype digital camcorder, which measures just 150 x 80 x 45mm and has been designed for left- or right-hand use.

will be built into Philips' widescreen sets as a switchable option. From what I saw, Natural Motion works well. Another system, called Dynamic Contrast, analyses the luminance picture content forty times a second to improve the contrast ratio.

Other products shown by Philips included a prototype 20in. widescreen set due for launch in 1996, and a 32in. PALplus set, Model PW9761.

There were plenty of other widescreen sets at the IFA. Panasonic's TXW28D1F has a 71cm super-flat black-matrix tube, a 100Hz display and PIP. Panasonic also announced an interpolation-based system to improve expanded letterbox pictures. It's called Wide Digital Plus. Sony showed a family of new widescreen sets with screen sizes ranging from 16 to 32in. Some include a PALplus decoder.

Although PALplus at present has a low profile in the UK (between them, Channel 4 and Granada TV will transmit only around 500 hours this year), the format is in much wider use in mainland Europe. The German ZDF network for example will have transmitted some 1,000 hours by the end of this year, while across Europe some 10,000 hours of PALplus broadcasts will have been transmitted.

Nokia showed 28 and 32in. PALplus home cinema sets while Samsung is to introduce a 32in. PALplus set, Model WS3220, this month (November). Smaller screen versions



(24 and 28in.) will be introduced next year. These sets will all include PALplus Motion Adaptive Colour Plus Processing and Film Mode Processing systems to remove interference effects such as cross-colour.

### Miscellaneous TV Developments

Other TV developments on show included Hitachi's VT-CCD1 closed caption decoder. This displays subtitles hidden in prerecorded video tapes – the system is designed to help deaf and hard-of-hearing viewers. The decoder is PAL and NTSC compatible and includes caption positioning (at the top or bottom of the screen) and see-through captioning.

Sharp showed sets with its AFS (Automatic First Start-up) system. This includes automatic tuning and an on-screen help system for setting up. A double-screen set was shown by Samsung. It's a widescreen set that can provide two separate displays. There were also combi products, including Nokia's VideoTV which is a combined 20in. TV set with a two-head mono sound VCR that features ASO Plus. Its features include two tuners, front AV sockets and teletext. Samsung's CDT2500 combines a 25in. TV set with a CD player that can handle CD audio, CD Plus Graphics and Video CD discs.

### Future TV Developments

For the last quarter of a century the large, flat-screen TV has always been 'just around the corner'. It looks as if such sets really will be with us during the next two or so years.

The show gave us the opportunity to see Sony's flat-screen, Plasmatron sets for the first time. This technique was described in the September issue of *Television*. To recap briefly, it uses a system known as Plasma Addressed Liquid Crystal (PALC) which was first developed by the US company Tektronix. Plasma discharges are used instead of an array of thin-film transistors to switch on the screen's LCD cells. Several Plasmatron sets were on display, each with a screen of about 25in. across. They looked very impressive. The biggest problem is that, being LCD sets, the viewing angle isn't as good as with conventional displays. Despite this the sets caused much comment. Sony plans to start selling Plasmatron sets in Japan next year. They probably won't reach Europe until late 1997 or early 1998.

As part of its future technology show, Thomson demonstrated a 50in. plasma display. But there are no plans so far to market sets using it.

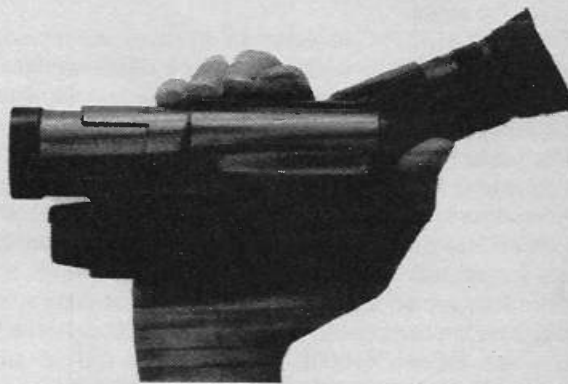
Sanyo generated a lot of interest with its 3D TV system that doesn't require the viewer to wear glasses. It works by projecting images from two LCD sources on to a lenticular lens screen which acts as an image splitter to keep the images separate. Because the eyes are presented with two separate images, a 3D effect is created. It's pretty effective, though your position in front of the screen is critical and you have to keep your head still.

Nokia has signed an agreement with Texas Instruments to use a projection TV technology called Digital Light Processing (DLP). The heart of the system is a digital micromirror device (DMD). This is a large chip (about 1.5 x 1cm) whose upper surface is covered by an array of half a million digitally-controlled micromirrors. These produce the display pixels. Each mirror is mounted on a hinge that enables it to be tilted, at a rate of 1,000 times a second. The mirrors are controlled by digital signals via memory cells – one per mirror, positioned beneath it.

Light from a 100-120W metal-halide lamp is directed on to the DMD, which reflects it via a projection lens to form the image. A colour wheel that rotates at around 70Hz is positioned between the lens and the screen. It uses two colours,

red and blue, to produce a complete range of colours by additive and subtractive mixing.

Nokia plans to introduce rear-projection sets using DLP technology in 1997. A 50in. set would measure only 15in. from the front to the back and weigh around 35kg. A prototype 4:3 set was shown, but production models will use the



This prototype tapeless camcorder shown by Hitachi can record up to half an hour of video in its 400Mbyte multilayered flash memory. Weight is just 350g.

16:9 format. The picture quality was impressive, though not quite as bright as the pictures produced by a c.r.t. There was no sign of line structure, mainly because the DMD's mirrors are only one micron apart, and the viewing angle was good. Computer images were also displayed, and again the text and graphics were clear and sharp.

### VCRs

JVC showed a Super VHS PALplus VCR, Model HRS9200, whose recordings can be watched using either a 16:9 or a 4:3 set for the display. The VCR is able to record the vertical helper signal that's transmitted with PALplus broadcasts, being used by PALplus sets to build up the 576-line widescreen display. Other features include hi-fi VHS, insert editing, a flying erase head and a jog-shuttle dial. Samsung also has an S-VHS PALplus machine, Model SV200X. JVC was also showing its Data VHS (D-VHS) system, which enables VHS machines to record digital data.

The Philips Video Index system is designed to make it easier for users to find out what's on their tapes. It works by scanning a cassette that uses VASS (VHS Address Search System) then storing its contents in memory. When programmes are added or erased, the information is updated. To use the system you press a remote control handset button: the information is then displayed on screen.

The information shown depends on how a programme was recorded. When a programme is recorded using PDC or VideoPlus, the programme title, date, time and length are shown. When a recording is made manually, or with a timer, the channel name replaces the programme title. Users can edit the tape information however, replacing the programme with the channel name for example. Each cassette has its own on-screen contents page: programmes can be selected by scrolling up and down the page. Once a programme has been selected the VCR winds to it and begins the playback. Up to a hundred cassettes can be indexed.

### DVC

A number of companies showed camcorders that conform to the new Digital Video Cassette (DVC) format. More details of this system will be provided in a separate article

next month. Briefly, DVC camcorders can record up to an hour of digitally-compressed video on quarter inch metal evaporated tape. The cassette is smaller than the DAT type. The picture quality with the camcorders on show conformed to the standard rather than the high-definition DVC standard, but is still an improvement of Hi-8 and S-VHS – the horizontal resolution is over 500 lines. Twelve-bit PCM is used for the audio.

Sony had two DVC camcorders on show, the top-of-the-range DCR-VX1000E which has three CCD image sensors and the DCR-VX700E which is aimed more at 'mainstream' consumers. Both incorporate an image stabilisation system called Super Steady Shot and have a digital output jack cable for both the audio and video data. The video data can be transferred to a digital VCR or a PC. Model DCR-VX1000E also offers Photo-Mode shooting, which records a seven-second still image.

The demonstrations were good, with stunning picture quality, but the camcorders are going to be on the expensive side – the DCR-VX1000E will probably sell at around £3,500 and the DCR-VX700E at over £2,000. There is also concern as to whether the new camcorders will be compatible with existing edit decks, with respect to time codes for example. The answer to this seems to be that the camcorders will work with other equipment from the same manufacturer, but if for example you buy a Sony DVC camcorder it may not work properly with say a Panasonic edit deck.

JVC showed a lovely prototype DVC camcorder whose size was just 150 x 80 x 45mm with a weight of less than 500g. It has an 0.5in. colour viewfinder and is designed for both right- and left-handed users.

Panasonic had its Model DVC NV-DJ1 on display and Samsung also announced plans to launch a DVC camcorder.

### **Tapeless Recording**

Hitachi had on show an interesting prototype camcorder that records up to half an hour of video in a 400Mbyte multilayered flash memory system. This retains its memory when the power is switched off. Weight of the camcorder is 350g.


Samsung's AVC2 tapeless audio recorder can reproduce up to seventeen minutes of CD-quality music from a 24Mbyte flash memory card or record the same amount of music from a PC. The snag is that flash memory is not cheap – a 24Mbyte card at present costs around £173. According to Samsung the price should fall to about £70 within the next three years. A MASK ROM card, which can be used for playback only, costs about £40. This should fall to around £10 over the same time scale. Samsung plans to introduce a record/playback version of the AVC2 by 1998.

### **Digital Video CDs**

At a press conference a couple of days before the opening of the show Sony and Philips demonstrated their dual-layer Multimedia CD (MMCD) system using, for the first time, video material – previous demonstrations had used audio tracks. I was unable to attend this, but other reporters said that the results were excellent, with a seamless switchover between the two video layers.

The press conference held by the competing SD disc system developed by Toshiba revealed some interesting information. There's a whole series of SD discs, ranging from the SD5 which holds up to 5Gbytes of data or 142 minutes of MPEG-2 video to the SD18 which stores up to 18Gbytes of data on a double-sided, dual-layer disc. There are also recordable and rewritable discs. The discs can store

entertainment material (Digital Video Discs) or be used as high density ROMs for computer data or as rewritable CDs. Although SD is a digital format, there will be PAL and NTSC players and discs. Discs intended for NTSC markets will use Dolby AC-3 sound while European discs will have MPEG-2 Surround sound. Thus European DVD users will



**Sony's digital camcorder Model DCR-VX700, which is expected to be available in Europe this November.**

not be able to import titles from the USA in the way that they can with the Laser Disc, Video CD and VHS.

According to the SD Alliance DVD players will include systems to prevent digital-to-digital and digital-to-analogue copying, while consumer players will not be able to handle recordable or rewritable discs.

Thomson announced plans to launch an SD player in mid-1996. Toshiba, Thomson and Hitachi displayed prototype players while Pioneer had a prototype that also plays Laser Discs. The SD alliance expects some twenty million players to be sold by the year 2000. This will depend on whether consumers are prepared to fork out for a video disc system that cannot record, even if it does offer broadcast quality pictures. Interestingly, the SD alliance believes that its system will have a marginal effect on the VCR market.

During the course of the show the MMDS and SD groups announced agreement to a common standard.

### **Multimedia Developments**

The Nokia DVB9500S Multimedia Terminal is an add-on box designed to send data to or receive it from a variety of digital sources. These include digital TV broadcasts, PCs, printers, games consoles, digital radio, digital video discs and players. It can link up to a telephone line for access to computer networks like the Internet.

The DVB9500S incorporates some clever technology. It can for example adapt automatically to different satellite bandwidths (from 2-54MHz). Its video decoder can handle data rates from 1.5 to 15Mbits/sec, i.e. MPEG-1 and -2. It also caters for the 4:3 and 16:9 formats and pictures that are not full sized, e.g. Photo CD. Other CD formats that are compatible with it include CD audio, CD-ROM-XA and Video CD.

The electronics include a Motorola 68340 processor that runs at 16MHz, 1.5Mbyte of RAM and 1Mbyte of flash memory. The system hardware is stored in the flash memory instead of being held in RAM or ROM. This means that it can be updated by downloading from a cable or satellite source. This helps to ensure that the terminal is future-proof.

TV connections include scart with RGB, composite video and audio options while the VCR connection is via another scart with composite video. There is also a decoder scart socket with RGB and composite video connections. Two phono sockets offer left and right audio connections. Other connectors include an RS232 data interface, a high-speed SCSI-2 port and a telephone socket. There's a VCR control interface and slots for smart cards, used by conditional access systems, are provided. The multitude of connections would enable someone to watch a digital TV broadcast while, for example, downloading into a PC extra programme data.

Nokia wants the DVB9500S to become the European standard for multimedia terminals and has already signed an agreement to supply a million terminals by next spring to the German service provider BetaTechnik. They will be used by BetaTechnik to offer new digital services. A taste of these was presented at Berlin. Viewers could for example select the camera angle during a Grand Prix race or even the driver to follow. Another idea is near-video-on-demand, which makes the same film available on a number of channels at different start times.

Nokia demonstrated the DVB9500S's electronic programme guide, an on-screen menu system that will make it much easier to select channels from the hundreds that digital TV is likely to bring.

Philips showed a number of interesting CDi developments. Philips Media has formed CD-Online, an Internet service provider, and has launched a starter pack which will enable a CDi player equipped with a digital video cartridge to explore the Internet via a TV set. The £99 pack consists of a 14,400 modem that plugs into any CDi player and a CD-Online disc that contains the software required to get into the Internet. Users can also send and receive electronic mail, though typing involves letter selection from a virtual keyboard displayed on the screen. Philips intends to introduce a small plug-in keyboard. Also on show were the 21TCD130, a combined 21in. TV set and CDi player; the CD-470 mid-sized player; the FW380i CDi/mini hi-fi system; and a PC CDi card that enables CDi discs to be played on a CD-ROM drive. The card includes MPEG-1 playback.

GoldStar was showing a portable CDi player, Model GPI1200, which includes a 4in. LCD screen.

Despite the interest in high-density CDs, several companies were demonstrating Video CD players. Panasonic had three: the SLVP50 portable; the SCVC1180 mini hi-fi; and the SLVM500 five-disc changer. Samsung's range of Video CD machines included the CDT2500 TV, DVC650 Video CD player, DVK350 LCD/Video CD portable, and several Video CD audio systems. The Samsung Multi-CD player connects with a TV set and plays CD audio, CD+G, Video CD, CD-ROM, Photo CD and CDi movie discs!

Panasonic and GoldStar had 3DO players on show. The new generation of 32-bit computer games systems were represented by Sony's PlayStation and Sega's Saturn.

Finally, to demonstrate that the computer and consumer electronics worlds are converging, Philips showed the 29PX8001, a 29in. TV set that can also display VGA computer graphics. Hitachi had a similar product called PC Vision. Panasonic's Woody PD, Model CF32GP, is a multimedia PC with a built-in tuner and fax/modem. It incorporates a 15in. monitor, a 486DX4 processor, 8Mbytes of RAM and a 540Mbyte hard disc and sound card. It also offers PD drive, which can play CD-ROM and Video CD discs and rewritable PD optical discs. The CF32GP is already on sale in Japan and could reach Europe next year.

# Next Month in TELEVISION

## SERVICING THE PHILIPS G110 CHASSIS

The G110 chassis was used in many Philips models released during the period 1989-91. It was one of the first to make extensive use of surface-mounted components. There are a number of them in the power supply, and because of this these sets are not looked upon favourably in the servicing trade. Problems should not arise however if you follow the advice given in Richard Newman's coverage of the chassis. A look is also taken at the projection version.

## THE DIGITAL CAMCORDER FORMAT

The consumer electronics industry is about to offer us a new wonder, the digital camcorder. Agreement on a domestic standard for recording video digitally on tape was reached in early 1994. Now the hardware is about to appear. George Cole describes the basic features of the system.

## MTI LNB TROUBLES

MTI LNBs provide above-average performance and have therefore been quite widely used. They can however give trouble, mainly in the local oscillator section. Hugh Cocks explains how to check and repair these units, also how to upgrade them for Astra 1D reception.

## BLACK AND WHITE DAYS

As Christmas approaches you'll want to settle down for a good read. Amongst the seasonal offerings next month is Malcolm Scott's evocation of the servicing world in the early Seventies.

## VCR SIGNAL PROCESSING

In Part 2 of his new series Joe Cieszynski will start to investigate the luminance signal processing aspects of VCR operation.

## PLUS ALL THE REGULAR FEATURES

### ORDER FORM

To.....  
(Name of Newsagent)

**Please reserve/deliver the December issue of TELEVISION (£2-35), on sale November 15th, and continue every month until further notice.**

Name.....

Address.....

.....

# What a Life!

**Donald Bullock**

It's over twenty years since I was last in the United States, in Connecticut to be more precise. One day I wandered from my favourite bar – the one where every fourth drink was free – and into Fran's Radio and TV shop on Main Street, Southington. He was a Zenith dealer – "Selling the Best, Servicing the Rest" was his motto. I was given a great welcome and wonder how Fran is fareing today. Coming across his card in some old papers reminded me of the visit.

Apart from the genuine friendliness and helpfulness of the folk there, from the television point of view I remember that visit for two reasons. First, the awful quality of the colour reception – I watched a cow in a field turn from brown to purple to red all within a minute. And secondly the equally awful programmes. There seemed to be little of a cultural nature, and there was no way of escaping the advertisements. These occurred constantly during sponsored programmes.

## **A Bang and Olufsen 7733**

I could see that Mr Thesp was an oddball as soon as I caught sight of him trotting towards the shop carrying a B and O 7733.

"You'll be Mr Bullock" he bawled, "I know all about you."

"Good God" I said, "let's talk about your set."

"Keeps cutting out. And when it does work the colour keeps disappearing."

When he'd departed I pulled his set on to the bench. The mains lead was only about a foot long, so to work on the set I'd no choice but to replace it. Getting the back off wasn't easy, and when I did it fell on to my foot, half crippling me.

The chroma panel nestled in the centre left of the chassis. It was full of dry-joints. I reached for the soldering iron and Steven's reel of romantic solder. This led to a double achievement: I cured the intermittent colour fault, and made the workshop smell like a Casablanca ladies' powder room. At this point Phyllis Puke came in carrying an Hitachi VT150E VCR.

"Good heavens!" she sniffed, "that smell won't get into my machine, will it?" I filled in one of Steven's job cards, then waved her out and returned to the B and O.

The second fault was that the vision would disappear, leaving a snowy raster. But the sound remained! At this point I almost felt like searching for the manual, but decided not to because I can't read B and O circuit diagrams. Nor Philips ones, come to that. Instead, I tapped about on the signal panels and found that this produced and cleared the fault. There were a number of dry-joints, which I resoldered, in the area. But this didn't cure the fault. I eventually found, on the control panel, a 1k $\Omega$  potentiometer with a wiper that made intermittent contact with the track. A new one put matters right. It was R33. Next time I'm feeling really spry I'll look out the circuit diagram and try to find out what it does.

## **Phyllis's Hitachi VT150E**

Then I picked up Phyllis's VCR, when smelt like Phyllis. It was dead and kept blowing the 2.5A power fuse F851.

The last time I had this the cause had been capstan motor failure. So I sniffed around the one in this machine. It smelt all right, but it was very stiff to turn. When I'd cleaned and lubricated the motor the machine still blew the fuse. I found that the M54648L-D motor driver chip IC602 was the cause of the trouble. It had probably died trying to drive the tight armature.

## **Bud's Decca**

Bud Blowfly came in next. He's an inveterate hoarder who buys strange things for which he has no need. Then he spends money on them before finally storing them away. He boasts that if he keeps this up long enough his wife will divorce him. This time he'd got a Decca DV1259 with him.

"Cost me twenty five quid" he said, "but the colour, brightness and volume controls only work sometimes."

Because I like old Bud, I took a look at his set while he produced clouds of St Bruno from his pipe. There were some dry-joints at plug/sockets MR11 and MR12 on board 306A, to the left of the chassis. As I soldered them Bud skipped about, coughing.

"Where's that poncy smell coming from?" he enquired, looking under the bench and into the corners of the room.

## **A Ferguson 3V55**

Cuthbert Wirewound came in next, with a Ferguson 3V55. "It just died on me" he announced.

When he'd loped off I opened the machine and looked towards the power pack. Fuse 1 (315mA) was open-circuit. As we've had some awful thunder storms recently I fitted another fuse and started the machine up, gingerly, via the variac. The fuse stayed intact, but no current was drawn. Then I noticed a plastic smell, mixed with the smell of the solder flux, Phyllis and the St Bruno. The mains transformer was cooking.

The clock lit up when a replacement was fitted, but there were no functions and the machine wouldn't accept a cassette. So I took a look at the main board where I found that C605 was short-circuit. After replacing this the machine powered up but the E-E picture was poor. A tap on the tuner PCB brought it up to full strength. One of the joints was starved of solder.

## **Gladys's Fergie**

My last visitor that day was Gladys Winegum. "Me little Fergie has turned into a tiny line" she complained.

"Sorry to hear that" I replied. "This might be a silly thing to say, but, er, have you got it with you?"

"It's in the car" she said.

When I'd brought it in I found that it was a TX100 with field collapse. As the 12V line was low I disconnected it and checked the regulator, IC8. It was o.k. Then I took out the TDA3652 field output chip, which doesn't seem to be available any longer. So I fitted a TDA3654, making sure that pin 7 was left disconnected, and changed R96 to 3.3k $\Omega$ . When I switched on again there was a full frame and an excellent picture.

## **My Own Problem**

Finally to my own problem. It took me three attempts to produce this article. I lost the first two about half way through, by selecting the 'save and continue' option in order to save what I'd written while I slipped into the house for a

cup of tea. Each time when I returned the screen said "disc format not recognised". When I selected 'retry operation' or 'ignore error and continue' I lost the output of the disc, which then refused to reload.

I'm not yet sure what's gone wrong. This third attempt is being written on another machine, a PCW9512, with a different set of discs. If any Amstrad word processor buffs are reading this and could throw any light on these happenings, I'd like to hear from them - write in via the magazine.

# Letters

## MONITOR REPAIRS

As a former TV engineer currently working for a major monitor refurbishment company I'd like to appeal for coverage of monitors in your columns. There are plenty of PC glossy magazines that can tell you everything about price, availability and delivery of particular display products, but nothing about how the circuitry works and certainly not on how to fix it! This is where *Television* could help.

The need for monitor circuit analysis has never been greater: today's computer apprentices/trainees receive next to no instruction on how analogue circuitry operates, the emphasis being placed on digital electronics. And there seem to be no regular fault reports on monitors anywhere.

Many business PCs have now been passed on for domestic use, where they replace typewriters and games machines. As a result, the number of faulty monitors being taken to small repair shops is increasing significantly. Hence the need for fault information. There is also a need for documented fault reports in a firm like mine, with a warehouse full of processor-driven SVGA multi-mode monitors.

I hope you will be able to give us some help!

Donald M. Henry,  
Kirkcudbright.

**Editorial note:** We'd be happy to expand into this field and are already aware that our readers are increasingly being asked to repair faulty monitors. But to get going we depend on fault feedback. We'd like to hear from any readers with experience in this field.

## HI-FI COMPATIBILITY ETC

I'd like to add by views to the comments on hi-fi compatibility and Macrovision protection in previous letters.

The burbling noise problem experienced with these tapes is related to the inherent weakness in using depth multiplexing to record hi-fi sound on a VHS cassette - the low signal-to-noise ratio, which will always be at least 12dB less than with the corresponding video signal. This is the reason why hi-fi recorded tapes provide a much more critical way of assessing a machine's performance. If the head azimuth is even slightly off, almost any machine will produce these noises. The same goes for tracking errors and head wear. I have measured the noise figures with my own machine during each yearly service, and can see the noise level increase year by year as the heads wear.

To my mind the main cause of the trouble is incorrect head azimuth setting at the copy houses, in conjunction with

The machine that gave me the trouble is a PCW8512, and at present I don't know whether it's the discs, the disc drive or a problem with the memory board.

I've been wondering lately whether to upgrade to another word-processing system, but I'm not sure of my way around the jungle out there. In addition it took me about three years to get the hang of Locoscript, though I think a great deal of the trouble here was with the presentation of the original manual.

the same errors with domestic machines. I know that the copy houses take a lot of care over their machines, but it's impossible to believe that all their recorders can be perfectly set up all the time. This is borne out by checking machines that have partly worn heads and are noisy with even their own recordings. What I do with such a machine is to adjust the head azimuth for minimum noise (headphones are brilliant for this!) using a reference tape. I then do the same while playing back a prerecorded cassette. When I've done this in the past there have been differences in the azimuth settings on more than one occasion.

As Steve Beeching says (September), there are no problems with these noises until the time when the signal level is at or below the threshold level. The point here is that with incorrect azimuth setting there will, even with spot-on tape tracking, be reduced signal (hi-fi or video) at the two ends

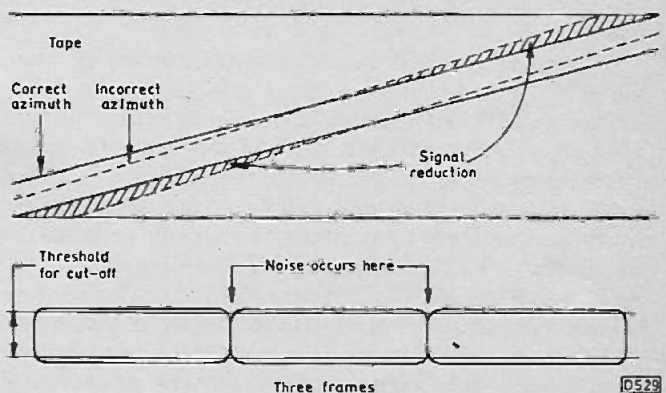


Fig. 1: Signal reduction caused by azimuth errors.

of the track - see Fig. 1. This can in some cases cause those burbling noises. The problem is made worse by the lower signal level to start off with and the ear's ability to pick out transients.

There are many other possible causes of this problem (recorded video level too high, incorrect head switching points, hi-fi level too low, etc.), but VCRs are mechanical devices and most of the problems associated with them are mechanical in origin.

Incidentally the reason why my own VCR (a Ferguson FV57H) has increased noise levels is increased susceptibility to dropouts as the head wears. The point has been reached where even its own recordings burble sometimes. I think it's time to buy and fit a new head!

Tony Fitzpatrick, Service Director,  
Television Services, London NW5.

## CORRECTION

My attention has been drawn to an error in one of my VCR Clinic fault reports - in the August issue (page 727). There

is no 47 $\mu$ F chopper base coupling capacitor in the Grundig VS510. The cause of the symptoms described is the chopper chip's 47 $\mu$ F supply smoothing capacitor C1326. I was confusing this model with the later VS540 which does have a chopper base coupling capacitor (C420, 100 $\mu$ F) that causes the dead machine symptom when it fails. My apologies to all concerned.

In reply to R.J. Goodman's letter (October), I can't think of any transmission signal that could cause the fault he mentions (a 'purring' sound with some types of tape). According to Sony - the machine was an SLV777 - the cause of the problem is wear in the upper drum. Presumably the tapes that cause the trouble provide a slightly lower output than other types. Low output would certainly cause crackling.

*David Belmont,  
Wembley, Middx.*

## A REMOTE CONTROL PROBLEM

A customer complained that the sound volume produced by his GEC C2004 TV set would intermittently increase to maximum. In the workshop however the set behaved itself no matter how much tapping, freezing or heating I inflicted on it. So the set and the remote control unit were returned.

I switched on and, while I was chatting to the customer, the volume suddenly increased to maximum. But operation of the handset had no effect - the sound still blared out. I then noticed at the side of the channel display the flickering dot that told me a remote command was being received. From where?

On my way to the set's on/off switch I knocked against a coffee table on which a couple of remotes for the VCR, satellite receiver etc. had been left, and noticed that the set's indicator stopped flashing. One of the remotes was a universal type. It was intended for use with the VCR, but according to the customer it was "never any good". It was, in fact, intermittently transmitting a volume-up command to the TV set. After taking it apart and removing gunge from the PCB it at last worked only when told to do so. Needless to say it had been programmed for the TV set, not the VCR!

After reprogramming his VCR handset the customer was pleased that he could now control it remotely while the TV set's sound remained stable. But he took a very dim view that a no-charge delivery had turned into a chargeable repair. You just can't win.

*John Edwards,  
Welling, Kent.*

## ELECTROLYTIC CAPACITORS

I cannot agree with much of what Martin Pickering has to say on the subject of electrolytic capacitors in his article on Designing for Reliability (September). For many years I was in charge of electrolytic capacitor development at the Dubilier company, so I feel well qualified to comment on the subject.

Martin Pickering stated that to prevent loss of capacitance aluminium electrolytics are best operated at close to their rated voltage. This is quite untrue. Any derating of the operating voltage will considerably increase the working life, just as reducing the working temperature will generally extend it.

In the Fifties and early Sixties we carried out many life test trials on Japanese electrolytics. We usually found that when they were operated under their rated conditions they failed within a week. At this time it was normal for UK and European electrolytics to last for between six and ten thou-

sand hours when operated at their rated values. As a result, the Japanese were forced to derate their components in order to get equipment out of the factories. They then found that the reliability of their derated components exceeded that of their European competitors.

Many of us in the industry at that time had tried to persuade set manufacturers to at least partially derate in order to improve the reliability of their products and reduce servicing costs. As Martin Pickering will recall, in those days the average TV set was operated at such high temperatures that we used to say you could fry an egg on them! Until the Japanese latched on to the concept of reliability, our entreaties fell on deaf ears - any component derating might increase the cost of a set by a few more pence.

We carried out many tests on derating during this period, and in all cases operation at lower voltages increased the working life. At that time there was a theory that derating the working voltage would result in an increase in the capacitance of electrolytics, but our tests proved that the tendency for the capacitance to increase was reduced as the original anodisation voltage was increased. We ran some of these tests as low as 0.5V d.c.: only the 6-12V types showed any significant capacitance increase. The 500V capacitors were extremely stable. Only when a ripple current was applied did we find that there was an improvement in working life, which increased initially as the ripple current was increased. The reason for this improvement was related to the rule that the capacitor should not be operated under conditions where the peak of the applied ripple, plus the d.c. bias, exceeds the capacitor's nominal rated voltage. Thus the average applied voltage amounted to a derating. As the ripple current was progressively increased, a point would be reached where the increased working temperature caused by the ambient conditions combined with the ripple power dissipation would counter the beneficial effect of reduced average voltage. From this point on the working life of the capacitor would begin to fall.

When a capacitor is left on the shelf for a long time the leakage current shows a progressive rise. This calls for an applied d.c. voltage to reform the barrier layer. This is why the application of the rated voltage for a short period can return the capacitor to its original low leakage current condition. This may not be effective with a poor quality device: the leakage current may remain high and, with a high-voltage capacitor, the result may be a runaway temperature rise. Poor shelf life is usually the result of contamination, either in the electrolyte or the aluminium electrodes.

*R.J. Everitt,  
Epsom, Surrey.*

## LIGHT BULB TIP

I wonder why the humble domestic lamp bulb is so little appreciated as a means of protecting faulty equipment? An incandescent bulb has a low resistance when cold and a high resistance when hot. A suitable-wattage bulb connected in series with the a.c. supply will stop those 'blinding flashes' and avoid the need to replace all those fuses, diodes and chopper transistors. When there's a short the lamp will light and its increased resistance will protect the circuit under test.

An immediate TV receiver degaussing circuit check is provided by the lamp lighting to full brilliance at switch on, then dying to less than half brightness as the posistor heats up.

*H. Keighley,  
Riddlesden, West Yorks.*

# ERT

# WEEKLY. UP-TO-DATE. EVERY THURSDAY.



ERT helps you make informed business decisions

## THE £1 A WEEK SPECIAL OFFER

There's only one way to ensure you are keeping pace with your industry - ERT, Electrical & Radio Trading. Without it you could be missing out on vital information affecting you and your business.

Every week ERT contains comprehensive information on all aspects of the electrical retailing industry including TV's, VCR's and satellite systems. Reporting on important industry developments, reviewing new products and equipment and examining topical issues in-depth.

We'd like you to test ERT for yourself, so are offering the chance to receive ERT for just £1 a week for one year, meaning a cash saving of £18 off the normal subscription rate of £70.

All this every week

- NEWS
- BUSINESS BRIEF - financial news
- NEW PRODUCTS
- LETTERS
- ANALYSIS
- EDITORIAL COMMENT
- JOBS
- DIARY OF EVENTS

**DON'T MISS OUT ON VITAL INFORMATION AFFECTING YOU AND YOUR BUSINESS SUBSCRIBE TODAY**

TO START YOUR SUBSCRIPTION IMMEDIATELY CALL

# 01622 - 778000

QUOTING REFERENCE "TVA"

## SUBSCRIPTION ORDER FORM "The £1 A Week Special Offer"

Name: \_\_\_\_\_

Job title: \_\_\_\_\_

Company name: \_\_\_\_\_

Address: \_\_\_\_\_

Postcode: \_\_\_\_\_

Country: \_\_\_\_\_

Tel No: \_\_\_\_\_

### SAVE 25% - SUBSCRIBE TODAY

Please enter my subscription to ERT for: (please tick as appropriate)  
 £70 £52 UK & Eire  £96 £71.25/\$127.50 Overseas Airmail

### 3 WAYS TO PAY

1. I enclose a cheque/money order made payable to ERT for £ \_\_\_\_\_
2. Please charge my Mastercard/Access/Visa/Diners Club/American Express (please underline appropriate card) for the sum of £ \_\_\_\_\_

Card Number:

Card expiry date: \_\_\_\_\_

Signature: \_\_\_\_\_

Date: \_\_\_\_\_

3. Please invoice me/my company for £ \_\_\_\_\_  
Purchase order number: \_\_\_\_\_

Company VAT registration number: \_\_\_\_\_

Please tick here if you do not wish to receive direct mail from other companies.

Subscribers to ERT are covered by our Full Money Back Guarantee. You can cancel your subscription at anytime, for whatever reason and we will refund you the value of all unmailed issues. No questions asked.

Please return to ERT, Reed Business Publishing Limited, FREEPOST RCC2619, Haywards Heath, West Sussex RH16 3 BR. NO STAMP REQUIRED

# 22kHz Tone Switching for Pace PRD Series Satellite Receivers

John Woolman

It's some three years since the Pace PRD series satellite receivers and their clones were first introduced. They give good service apart from the occasional power supply problem.

Some of the design features are not used in Astra only models. An option that's not included and was not really thought about was the provision of a 22kHz switching signal on the LNB's supply.

Now, as Universal LNBs are becoming available, there's a growing demand for 22kHz tone switching. Universal LNBs have two local oscillators, which run at 9.75 and 10.6GHz. Local oscillator selection is controlled by the 22kHz tone. The result is a tuning range of 10.7-12.75GHz (Astra 1A-G) when used with a 2GHz bandwidth tuner. It seemed worthwhile to see whether these Pace receivers could be adapted to operate with 22kHz switching. The result is the circuit shown in Fig. 1.

The microcontroller chip U2 in the receiver has various options that are not used in standard receivers. These options can be obtained by fitting resistors R550-R556. When R555 (4.7kΩ) is fitted, U2 thinks it has control of a dual-bandwidth tuner. Pin 26 of U2 drives pin 3 of the buffer chip U3, whose output at pin 14 controls pin 14 of the tuner. As the vast majority of receivers are not fitted with a dual-bandwidth tuner, this option can be used to control the 22kHz tone.

H/V switching in the receiver is carried out by adjusting Q2's base bias. The control line comes from pin 28 of U2, via pin 1 then pin 16 of U3. Q2 will not be used when the modification described below is carried out.

## New LNB Power Supply Circuit

The circuit shown in Fig. 1 takes as the source of power for the LNB the H supply produced by the rectifier circuit

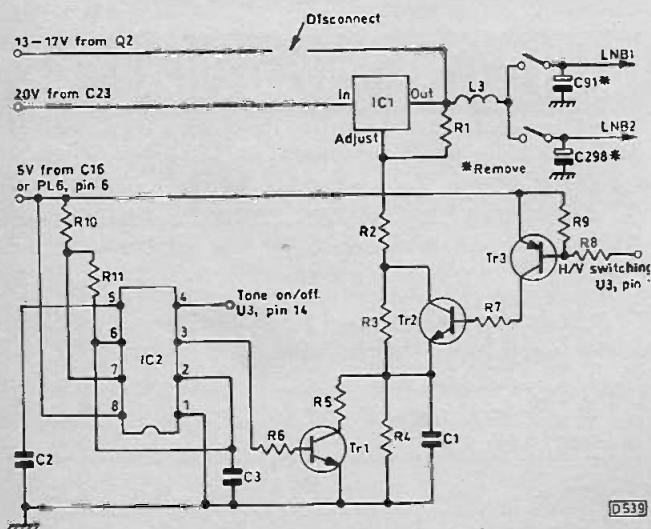


Fig. 1: Circuit diagram of the Universal LNB power supply for Pace PRD series receivers.

D15/C23 in the receiver. This is at approximately 20V. It's fed via IC1, which is switched for H/V polarisation and adds the 22kHz tone, then L3 (in the receiver) to the LNB(s).

The LNB supply from IC1 must be fed back into the receiver. This can be done by desoldering the leg of L3 at the junction of D17/Q2 and connecting it instead to the output from IC1.

Setting up and using the new arrangement is very easy. You will have gained an extra feature in the tuning menu – option 4, 'i.f. bandwidth'. In the normal setting pin 14 of U3 is low, and the 555 timer chip IC2 in the new circuit is off. When the selection is changed to 'narrow', pin 14 of U3 (with the pull-up resistor R511 fitted) goes high, turning on IC2 which runs at 22kHz. Its output is fed to the base of Tr1 in IC1's adjustment circuit.

The LM317 chip IC1 is a standard variable regulator whose output depends on the voltage at its adjustment pin. This is set by the resistor network R1-4. With Tr2 and Tr3 both off, the output from IC1 is 17V.

If Tr2 is switched on (via Tr3) the resistor network consists of R1, R2 and R4. IC1 then gives the vertical polarisation output (13V).

When Tr1 is driven by the 22kHz output from IC2 the voltage across R4 is varied. As a result the output from IC1 will be modulated at 22kHz – the variation is about 600mV peak-to-peak.

Before you carry out this modification it's as well to check the receiver's software by fitting R511 and R555 and then checking the menus and the functions of pins 1 and 14 of U3.

The circuit can be laid out on Veroboard and fixed to the top of the modulator can by the two mounting holes shown in Fig. 2.

## Use

When using a Universal LNB with receivers that have only the 10GHz FSS band on-screen display, the frequency conversion is as follows:

**No 22kHz tone:** LNB oscillator at 9.75GHz, i.e. 250MHz lower. Tuning ranges are 950-2,100MHz i.f., 10.7-11.8GHz r.f. So when tuning to a station, add 250MHz to the tuning frequency, i.e. for CMT at 11.567GHz dial in 11.817GHz.

**Tone on:** LNB oscillator at 10.6GHz, i.e. 600MHz higher. Tuning ranges are 950-2,100MHz i.f., as before, and 11.55-12.7GHz r.f. When tuning to a station subtract 600MHz from the tuning frequency, i.e. for CMT at 11.567GHz dial in 10.967GHz.

## COMPONENT DETAILS

IC1	LM317 regulator chip with heatsink
IC2	555 timer chip



# TELEVISION INDEX/DIRECTORY AND FAULTS DISCS PLUS REPRINTS SERVICE

## INDEX DISC

Version 3 of the computerised index to *TELEVISION* magazine covers Volumes 38 to 44 (1988 – 1994). It has over 6,000 references to TV/VCR fault reports and articles, with synopses. Includes a TV/VCR spares guide, an advertisers list and a directory of trade and professional organisations. The software is easy to use and very quick. It runs on any IBM or compatible PC with 512K RAM and a hard disc.

**Price £30 (specify 5.25" or 3.5")**

Those with version 1 or 2 discs can have them upgraded for £12 each: return the disc quoting its serial number.

## FAULT REPORT DISCS

Each disc contains the full text for TV, VCR, camcorder, satellite TV and CD fault reports published in individual volumes of *TELEVISION*, giving you easy access to this vital information. Note that the discs cannot be used on their own, only in conjunction with the Index disc: you load the contents of the Fault Report disc on to your computer's hard disc then access it via the Index disc. Fault Report discs are now available for:

Volume 41 (November 1990 – October 1991)

Volume 42 (November 1991 – October 1992)

Volume 43 (November 1992 – October 1993)

Volume 44 (November 1993 – October 1994)

**Price £15 each (specify 5.25" or 3.5")**

## REPRINTS

Reprints of articles from *TELEVISION* back to 1986 are also available: ordering information is provided with the index, or can be obtained from the address below. Hard copy indexes of *TELEVISION* are available for Volumes 38 to 44 at £3.50 each.

All the above prices include UK postage and VAT where applicable. Add an extra £1 postage for overseas EC orders, or £5 for non-EC overseas orders. Cheques should be made payable to Video Interface Products. Allow 28 days for delivery (UK).

**Video Interface Products Ltd., 1 Vineries Close, Cheltenham GL53 0NU, UK.**

**Telephone/fax 01242 241 455**

Q1	BC547	C1	10nF, 25V
Q2	BC547	C2	10nF, 25V
Q3	BC557	C3	1nF, 1%, 25V
R1	220, 1%	R7	4.7kΩ, 5%
R2	1.4kΩ, 1%	R8	10kΩ, 5%
R3	910Ω, 1%	R9	4.7kΩ, 5%
R4	560Ω, 1%	R10	1kΩ, 5%
R5	2.2kΩ, 5%	R11	33kΩ, 1%
R6	10kΩ, 5%		

All 0.25W. R1-4 and R11 can be selected or made up.

Add 4.7kΩ surface-mounted resistors R511 and R555 in the receiver, the former at pin 14 of U3, the latter at pin 18 of U2. Also remove C91 and C298 (both 100µF) which decouple the LNB supplies.

A piece of 0.1in. Veroboard with 14 strips 23 holes long can be used for the new circuit.

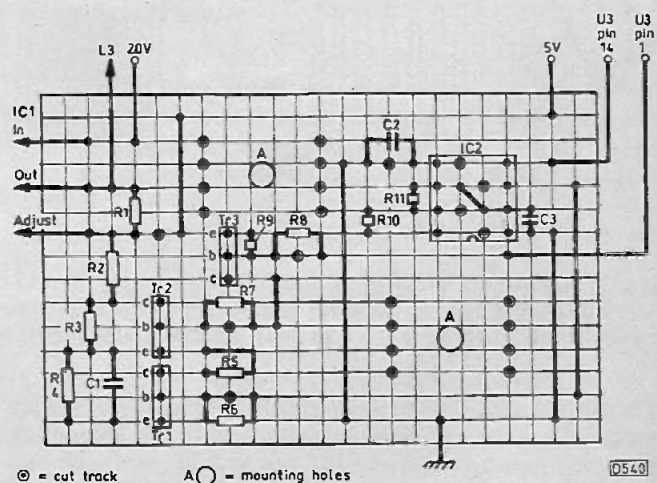


Fig. 2: Layout of the circuit on Veroboard.

# VCR Signal Processing

Part 1

Joe Cieszynski

In this series we shall be taking a detailed look at the signal processing carried out in domestic VCRs. Many engineers are familiar with such terms as 'dark and white clip' and 'carrier balance'. Often however the familiarity has come from making these adjustments: what we aim to do in this series is to establish why such things are necessary and explain what the circuitry involved actually does. Where possible we shall mention fault symptoms relating to specific circuits and explain why the symptom appears in the way it does.

We will deal mainly with the standard VHS format, since this remains the most widely used one. Comparisons with the other current domestic VCR formats, S-VHS and 8mm, will be included where relevant.

To start off we'll consider magnetic tape recording basics and frequency modulation, as these determine the reasons for much of the signal processing circuitry used in a VCR.

## Magnetic Tape Recording

The principles of magnetic recording on tape have been established for a long time. Video signal recording on tape was being carried out as far back as 1958, using equipment such as the BBC's VERA (Vision Electronic Recording Apparatus). This machine recorded the signal on 0.5in. magnetic tape, the all-important head-to-tape speed being 200in./sec. With 1,500ft of tape per reel, each one had a playing time of 15 minutes.

The working life of this machine was extremely short.

Such equipment forms a strange comparison with today's domestic VCRs, yet it's a fact that many of the techniques adopted all those years back are still in use. Perhaps the two most fundamental are the rotating video head drum and the use of f.m. to record the luminance signal. VERA used f.m., though not for the full bandwidth recorded. The Ampex VR1000A used f.m. and a four-head drum that scanned the tape transversely, from the top to the bottom edge, so that the tape speed could be reduced while still having a high tape-to-head speed. Meanwhile helical tape scanning with a two-head drum was being developed by Toshiba in Japan: a colour capable machine was first demonstrated in 1962.

Helical scanning is now the norm for all video tape equipment. As with transverse scanning, it is used to provide a high tape-to-head speed with a manageable basic tape speed. Why is tape speed so important? With any magnetic tape recording system the upper cut-off frequency, which is known as the extinction frequency ( $F_{ext}$ ), depends on two factors: the width of the record/playback head gap, and the speed of the tape past the head. In a modern VCR the width of the head gap is typically 0.2-0.3 $\mu$ m. This means that, even with a tape speed of 30cm/sec, the maximum frequency that could be recorded on and recovered from the tape would be about 1.5MHz, which is far short of the 5.5MHz bandwidth signal transmitted with the UK terrestrial TV system I.

It was clear to the early developers of video tape recording that a high tape speed was not a practical solution to the problem. The answer was obvious: if the tape can't be

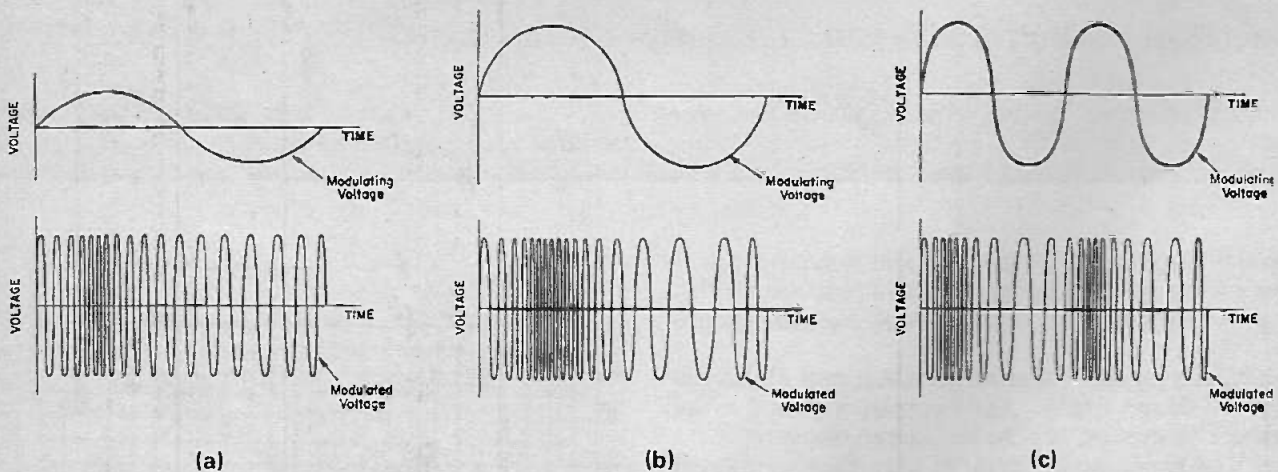


Fig. 1: The effects of different modulating signals on an f.m. carrier. The modulating signal frequency is the same in (a) and (b), but the modulating signal amplitude is greater in (b). In (c) the modulating signal amplitude is the same as in (b) but the frequency has been doubled. The result is an increase in the rate of deviation.

Six months after its introduction it was upstaged by the far superior Ampex VR1000A, which offered such features as long play (one hour!). The BBC was so impressed with this format that by 1961 it had invested in the portable version, which came complete with a three-ton chassis on which to move it! Note that these machines recorded in monochrome only, and were designed for use with the 405-line system.

moved at sufficient speed, move the head as well. Hence the rotating head drum. With the basic VHS system, the tape-to-head speed is in the order of 4.8m/sec.

Frequency modulation was adopted for luminance signal recording to overcome two problems. The first was constant signal variations caused by irregularities in the thickness of the tape's oxide coating. Back in the late Fifties someone

was given the task of developing an a.g.c. system that could compensate for these variations with an analogue, luminance signal waveform. After three years he came up with an answer: forget the idea of recording baseband luminance signals, use an f.m. carrier instead.

The second problem was that of the bandwidth required. Because of basic physical laws, a magnetic recording system can have a bandwidth of only ten octaves, i.e. ten times a doubling of frequency. An alteration to the tape speed or head gap will move *Fext*, but the lower cut-off frequency will move as well and the octave bandwidth will remain ten.

A bandwidth of 25Hz-3.277MHz is 17 octaves, which cannot be handled. If however we use the video signal to modulate the frequency of an h.f. carrier, the octave range is greatly reduced.

## Frequency Modulation

We'll start with the basic principles. With frequency modulation (f.m.), the *frequency* of the modulating signal (video in this case) governs the *rate of deviation* of the carrier, while the *amplitude* of the modulating signal governs the *amount of deviation* of the carrier. This is illustrated in Fig. 1.

When described in this way, f.m. doesn't seem to be very

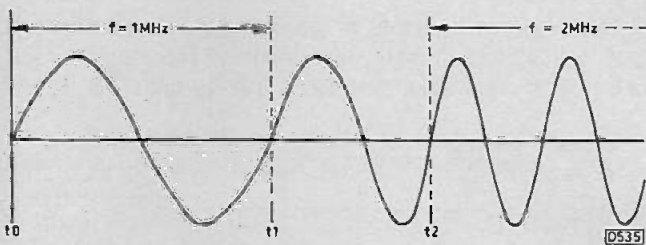


Fig. 2: Between time  $t_0$  and  $t_1$  the carrier frequency is 1MHz. At time  $t_1$  it is asked to rise instantly to 2MHz. As this is impossible, what happens is that a number of frequencies between 1-2MHz are generated between times  $t_1$  and  $t_2$ , when the carrier frequency becomes 2MHz.

complicated. In practice however nothing could be farther from the truth. When a carrier at a certain frequency is deviated, an infinite number of sinusoidal frequency components (sidebands) is produced. The f.m. process can be analysed mathematically. This would produce expressions that would fill a quarter of one of these pages. We've no intention of looking at f.m. from the mathematical point of view, but it's worth mentioning this point in order to highlight the complexity of the process.

First, let's see why f.m. results in a theoretically infinite number of sidebands. Fig. 2 shows a 1MHz sinewave whose frequency is increased to 2MHz. The period of interest is the time between  $t_1$  and  $t_2$ , when the carrier is in the process of being deviated. During this period, the sinewave is never at the same frequency for more than an instant. Thus a range of frequencies between 1MHz and 2MHz, the sidebands, is being generated. This is still a finite number of sidebands however.

The infinite number of sidebands is best explained by considering the shape of the waveform between times  $t_1$  and  $t_2$ . Because the signal frequency is increasing continuously, at no time is its waveform sinusoidal. In other words, it's a distorted sinewave.

How is a sinewave distorted? By adding harmonics, i.e. multiples of the fundamental frequency, to it. In theory there

could be an infinite number of harmonics added while the 1MHz signal is being deviated to 2MHz. Hence the possibly infinite number of sidebands with an f.m. system.

If we return for a moment to the mathematical way of looking at this, when values for the carrier frequency, its deviation and the modulating frequency are specified the




Fig. 3: A frequency-modulated carrier with sidebands that extend below 0MHz. As this is impossible, the sideband energy folds back, reappearing above 0Hz. The result is distortion of the demodulated signal.

frequency of each and every sideband can be worked out. This exercise would prove that the sidebands extend infinitely in each direction. You may wonder how the lower sidebands can extend to infinity when it's clearly impossible to have a frequency below 0Hz (d.c.): in fact however once the lower sidebands reach 0Hz they begin to 'fold back', taking up positions above 0Hz in the frequency spectrum. Fig. 3 is an attempt to illustrate this. The point is not purely theoretical: this can actually occur with f.m., and system designers have to take steps to avoid it happening.

The avoidance of lower sideband foldback is fortunately not as difficult as it might at first seem. Further analysis reveals that though the number of sidebands is potentially infinite, the energy in all but the first few sideband pairs closest to the carrier is so small that they would be almost impossible to detect, even with sensitive measuring equipment. Such equipment is not used in a radio or TV receiver or a VCR to detect the sidebands. All that's used is a simple discriminator or a pulse-counting circuit. So the problem does not arise.

To summarise the points so far: a frequency-modulated carrier is a complex signal with a theoretically infinite number of sidebands, but only a small number of the sidebands have significant strength. Thus the bandwidth is determinable. What determines the number of significant sidebands?

## Sideband Power

Although f.m. didn't come into wide use for broadcasting until after World War II, much of its development took place before and during that war. Early experiments established that sideband components with a value of less than one per cent of the carrier can be ignored. The bandwidth of an f.m. signal thus came to be taken as that between the two outer sidebands with amplitudes of one per cent of the carrier.

An unmodulated carrier contains a certain amount of power. When the carrier is deviated in an f.m. system, some of this power is transferred to create the sidebands. The number of sidebands and the power in each of them depends on two things: the amount of deviation, and the frequency of the deviation. Thus the point at which the sideband power falls below one per cent of the carrier power depends on these two factors. Put simply, the bandwidth of an f.m. signal depends on the amount and frequency of its deviation.

A table known as the table of Bessel functions gives us,

for any given carrier deviation and modulating frequency, the number of significant sidebands in an f.m. system.

The sidebands are separated by multiples of the modulating frequency. If, for example, a signal has ten pairs of




Fig. 4: Sideband signal spectrum for an f.m. signal. Each sideband is separated from the carrier frequency by the modulating signal frequency, which in this example is 10kHz. The number of significant sideband pairs can be found from the Bessel functions table.

significant sidebands (twenty sidebands in all) and the modulating frequency is 10kHz, the system bandwidth is  $20 \times 10\text{kHz} = 200\text{kHz}$  (see Fig. 4).

To use the table of Bessel functions, the ratio of the deviation to the modulating frequency has first to be calculated. This is given by the modulation index (M). The formula is:

$$M = \text{carrier deviation/modulating frequency.}$$

For example, with v.h.f. radio transmissions in the UK the maximum deviation is  $\pm 75\text{kHz}$  and the maximum modulating frequency 15kHz. Thus the modulation index is  $75/15\text{kHz} = 5$ . Reference to the table of Bessel functions shows that with a modulation index of five there are sixteen significant sideband pairs. As the sidebands are separated by 15kHz, the bandwidth is  $15\text{kHz} \times 16 = 240\text{kHz}$ .

Further consideration of the f.m. technique reveals that the higher the modulation index, the better the signal-to-noise ratio. To explain this in simple terms, when the modulation index is increased more power is moved from the carrier to the sidebands, which are what we recover at the demodulator. A purist would say that to achieve a good signal-to-noise ratio the modulation index should be at least ten. This would result in a bandwidth far in excess of 240kHz however. It was therefore necessary to arrive at a compromise between spectrum space allocation and signal-to-noise ratio. You now know why v.h.f. radio is prone to a degree of h.f. hiss.

To summarise again, an f.m. signal consists of a carrier and a number of sideband pairs which are separated from the carrier by a frequency that's the same as the frequency of the modulating signal. The number of significant pairs is determined by the modulation index, which is a function of carrier deviation and modulating frequency. The higher the modulation index, the better the signal-to-noise ratio but the wider the bandwidth.

### VCR FM Principles

The carrier frequency used by an f.m. system should ideally be at least ten times higher than the maximum modulating frequency. Thus with a TV luminance bandwidth of 0.5-5MHz, the ideal carrier frequency would be around 55MHz. This is impossible with today's magnetic recording technology.

The video tapes available when the VHS and Betamax systems were being developed in the late Seventies were unable to retain frequencies much higher than 6MHz - the magnetic coating was such that higher frequencies became

self-demagnetised soon after being recorded. Because of this, the f.m. carrier frequency had to be kept quite low if space was to be available for carrier deviation and the recording of upper sidebands.

A low carrier frequency leaves little space for the lower sidebands however. This introduces the possibility of 'negative frequency' sidebands folding back into the required frequency spectrum. The way to avoid this is to greatly reduce the number of significant sidebands, i.e. use a low modulation index.

If frequency modulation with an audio signal is compared to that with a luminance signal however a major difference becomes apparent. Because an audio signal is by nature a.c., the carrier is deviated above and below its nominal frequency to represent the two halves of the audio waveform. A luminance signal on the other hand is unidirectional, sitting on a d.c. level. Thus when it's used to frequency modulate a carrier the deviation is in only one direction. This factor can be exploited to reduce the modulation index.

Further reduction can be achieved only by restricting both the permitted deviation and the luminance signal bandwidth. Taking all these factors into consideration, the developers of the VHS system settled on an f.m. carrier frequency of 3.8MHz, a maximum deviation of 1MHz and a luminance signal bandwidth of 2.8MHz (generally taken as 3MHz). The result is a modulation index of  $1/3\text{MHz} = 0.3$ .

Reference to the table of Bessel functions tells us that with a modulation index of around 0.3 there will be just one pair of significant sidebands. Taking the VHS figures

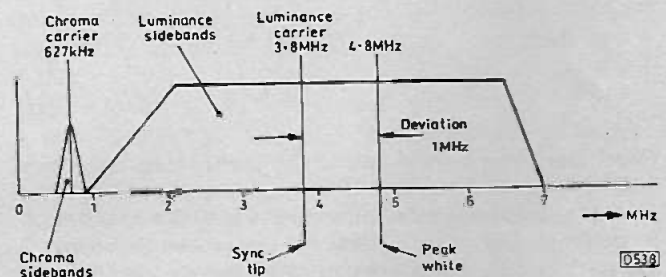


Fig. 5: Standard VHS signal frequency spectrum. The upper cut-off frequency is shown as 7MHz. This may vary slightly, depending on the width of the video head gap in the particular VCR model.

just quoted, the lower sideband will be at  $3.8 - 2.8\text{MHz} = 1\text{MHz}$  and the upper sideband at  $3.8 + 2.8\text{MHz} = 6.6\text{MHz}$ . Fig. 5 shows the standard VHS signal spectrum.

These parameters result in an f.m. system with barely sufficient bandwidth to recover the information but an octave range that can be recorded on magnetic tape. Note also that the reduced luminance signal bandwidth results in considerable loss of horizontal resolution and sharp-edge definition.

### Chrominance Recording

We'll conclude this instalment with a brief look at the chroma recording process used in VHS and other non-broadcast quality systems.

The term 'colour under' is used to describe the fact that with a VCR the chroma signal carrier frequency is lower than the luminance signal frequency spectrum. In the PAL system the chroma signal modulates a 4.43MHz subcarrier. This is done to keep it out of the way of the majority of the

luminance sideband frequencies and thus reduce luminance-chrominance patterning. With a VCR the f.m. luminance signal bandwidth is above the chrominance signal (see Fig. 5), whose frequency must therefore be shifted.

This is done by using a heterodyne technique very much like that employed in superhet radio receivers. The chroma subcarrier frequency chosen for the VHS system is 627kHz, which places it neatly in the 0-1MHz space below the lowest luminance f.m. sidebands. However the 2.2MHz bandwidth of a PAL colour signal has to be reduced to just 1MHz. The result is a chroma signal at 627kHz  $\pm$  500kHz – see Fig. 5.

## Next Month

We've made an ambitious start by looking at magnetic recording principles and f.m. theory in one go. Each of these subjects is quite complex. If more in-depth coverage is required, there are several textbooks that can be consulted. Our aim has been to provide enough information on the basic principles to enable the problems involved in recording and playing back colour TV signals to be understood.

Next month we'll start on f.m. luminance signal processing.

---

# Help Wanted

*The Help Wanted column is intended to assist readers who require a part, circuit etc. that's not generally available. Requests are published at the discretion of the editor. Send them to the editorial department – do not write to or phone the advertisement about this feature.*

**Wanted:** Can anyone help with a source of supply for a peculiar chip in a computer monitor, Model 7133D, made in Malaysia? The number on the chip is WT8043 N204 446. It works as a field oscillator and may have other functions. The only indication of the monitor make is on the box it came in, as follows: EPA Energy Star Pollution Preventer. K. Hodgett, Cooper TV, 86 Windle Street, St. Helens, Merseyside WA10 2BL. 01744 29 622.

**Wanted:** Miniature c.r.t. type DH391. Tony Arnold, Court-house Facilities, 27-29 Salisbury Street, Cranborne, Dorset. 01725 517 359.

**Wanted:** Remote control/information on a de Graaf VCR WHS GP1 (Philips chassis?). It's stuck in the child-lock mode. Does anyone know how to open the RC-V11A remote control unit for the Akai Model VS-F15EK? T.M. Summerwill, 62 Clivedale Road, Woodley, Reading, Berks RG5 3RD.

**Wanted:** LOPT for the 20in., 90° Hinari CD/TV2. Ian Purves, Tellyman, 9 Overbrook, Hythe, Southampton SO4 5BE. 01703 845 476.

**For disposal:** 29 years' issues of *Television*, from 1966-1995, plus a few issues of *Practical Television* from 1963-1966. They are available for a nominal sum plus carriage. L. Burge, 40 Arch Road, Wyken, Coventry CV2 5AB. 01203 613 783.

**Wanted:** Circuit diagram for the Luxton Hi-Fi/TV combination or the type number of the audio chip. P. Wilkie, Castle Television, 16-18 Lady Lawson Street, Edinburgh. 0131 229 7706.

**Wanted:** LOPT for the NEC Model FS1502 or CT1416. Part no. is 47105230. D. Grant, The Hollies, Pandy, Abergavenny, Gwent NP7 8ED. 01873 890 291.

**Wanted:** Circuit diagram for the Toshiba Model C2290-B1. J.M. Thomas, 19 Cwmgelli Close, Treboth, Swansea SA5 9BY.

**Wanted:** Help with repairing a Russian-made oscilloscope, Model C1-5Y, and any general advice about repairing valve equipment. Laurence Steingold, 12 Chartham House, Weston

Street, Bermondsey, London SE1 4DX. 0589 975 661 (mobile).

**Wanted:** Service data for the Triumph CTV8000 and the Saisho VR3600 VCR. Will stat and return if required. K. Smith, 43 Lourdes Avenue, Preston, Lancs PR5 5TB. 01772 321 709.

**Wanted:** Circuit diagram/construction details for the Intra-cept Electronics N7118 PAL colour bar generator – it's about 10-15 years old. Nicholas P.B. Arnold, 19 Bond Street, Bournville, Birmingham B30 2LB. 0121 458 1187.

**Wanted:** Teletext panel with fitting instructions for the Sony Model KV2052UB. Also a circuit diagram (photocopy will do) for the Sakura SR800ER. J. McLeod, 41 Washington Road, Haywards Heath, West Sussex RH16 3HL.

---

## Answer to Test Case 395

– see page 38 –

Tatung TV faults don't elude Television Ted for long! In retrospect, Cathode Ray's component-substitution tests in the line output stage were a waste of time. It's usually far better to try to diagnose the cause of a fault by making test readings and following a logical reasoning process rather than to keep changing components in the hope that you will hit on the right one – even though some faults and symptoms seem to defy logical analysis. It is also sometimes difficult, even when the faulty component has been located and replaced, to see why or how it caused the problem!

There are two reasons why this was to some degree true here. First, because by rights the fault should have stopped the line output stage working at all. And secondly because it's hard to understand why the symptom depended on the brightness of the picture.

When the pulses at the collectors of the line driver transistors Q401/2 were examined (waveform 410) they were seen to be of low amplitude and distorted. This led to a check on R423, in the feed to the line driver transformer's primary winding. Its value had risen from 22 $\Omega$  to more than 300 $\Omega$ . As a result, the driver transistors were not passing sufficient collector current. Once a new 22 $\Omega$  resistor had been fitted the picture problem disappeared regardless of the brightness and contrast control settings.

Similar symptoms can occur with other makes and models when the resistor in this position fails.

---

Published on the third Wednesday of each month by Reed Business Publishing Ltd., Quadrant House, The Quadrant, Sutton, Surrey SM2 5AS. **Filmsetting** by Wace Publication Imaging, 2-4 Powerscroft Road, Sidcup, Kent DA14 5DT. **Printed** in England by BPC Magazines Division, Carlisle Web Offset, Cumbria. **Distributed** by Marketforce (UK) Ltd., 247 Tottenham Court Road, London W1P 0AU (0171 261 5555). **Sole Agents** for Australia and New Zealand, Gordon and Gotch (Asia) Ltd.; South Africa, Central News Agency Ltd. **Television** is sold subject to the following conditions, namely that it shall not, without the written consent of the Publishers first having been given, be lent, resold, hired out or otherwise disposed of by way of Trade at more than the recommended selling price shown on the cover, excluding Eire where the selling price is subject to currency exchange fluctuations and VAT, and that it shall not be lent, resold, hired out or otherwise disposed of in a mutilated condition or in any unauthorised cover by way of Trade or affixed to or as part of any publication or advertising, literary or pictorial matter whatsoever.

# BULL CLEAROUT SALE

**WIRELESS VIDEO BUG KIT** Transmits video and audio signals from a miniature CCTV camera (including a standard television!) All the components including a PP3 battery will fit into a cigarette packet with the lens requiring a hole about 3mm diameter. Supplied with telescopic aerial but a piece of wire about 4" long will still give a range of up to 100 metres. A single PP3 will probably give less than 1 hours operating time. £99 REF EP79. (probably not licensable)

**GOT AN EXPENSIVE BIKE?** You need one of our bottle alarms, they look like a standard water bottle, but open the top, insert a key to activate a motion sensor alarm built inside. Fits all standard bottle carriers, supplied with two keys. SALE PRICE £7.99 REF SA32.

**GOT AN EXPENSIVE ANYTHING?** You need one of our cased vibration alarms, keyswitch operated, fully cased just fit it to anything from videos to caravans, provides a years protection from 1 PP3 battery, UK made. SALE PRICE £4.99 REF SA33.

**DAMAGED ANSWER PHONES** These are probably beyond repair so they are just £4.99 each. Mainly response 200 machines. REF SA30.

**COMMODORE GAMES CONSOLES** Just a few of these left to dear at £5 ref SA31. Condition unknown.

**COMPUTER DISC CLEAROUT** We are left with a lot of software packs that need clearing so we are selling at disc value only! 50 discs for £4, thats just 8p each!! (our choice of discs) SALE PRICE £4 ref EP66

**IBM PS2 MODEL 160Z CASE AND POWER SUPPLY** Complete with fan etc. and 200 watt power supply. SALE PRICE £8.95 ref EP67

**DELL PC POWER SUPPLIES** 145 watt, +5, +5, +12, +12, 150x150x85mm complete with switch, flyleads and IEC socket. SALE PRICE £9.99 ref EP55

**1.44 DISC DRIVES** Standard PC 3.5" drives but returns so they will need attention SALE PRICE £4.99 ref EP68

**1.2 DISC DRIVES** Standard 5.25" drives but returns so they will need attention SALE PRICE £4.99 ref EP69

**PP3 NICADS** New and unused but some storage marks. SALE PRICE £4.99 ref EP52

**SOLAR PANELS** 3v output with two flyleads. 100x60 mm pack of 10 SALE PRICE £8.99 ref EP56

**DELL PC POWER SUPPLIES** (Customer returns) Standard PC psu's complete with fly leads, case and fan. pack of two psus SALE PRICE £5 FOR TWO!! ref EP61

**GAS HOBS AND OVENS** Brand new gas appliances, perfect for small flats etc. Basic 3 burner hob SALE PRICE £24.99 ref EP72. Basic small built in oven SALE PRICE £79 ref EP73

**BITS AND BOBS** We have a quantity of cased modems, multiplexers etc different specs but ideal strippers. SALE PRICE £4 each ref EP63

**RED EYE SECURITY PROTECTOR** 1,000 watt outdoor PIR switch SALE PRICE £8.99 ref EP57

**ENERGY BANK KIT** 100 6x6" 6v 100mA panels, 100 diodes, connection details etc. £69.95 ref EF112

**CCTV CAMERA MODULES** 46X70X29mm, 30 grams, 12v 100mA, auto electronic shutter, 3.6mm F2 lens, CCIR, 512x492 pixels, video output is 1v p-p (75 ohm). Works directly into a scart or video input on a tv or video. IR sensitive. £79.95 ref EF137.

**IR LAMP KIT** Suitable for the above camera enables the camera to be used in total darkness! £5.99 ref EF138.

**PASTEL ACCOUNTS SOFTWARE**, does everything for all sizes of businesses. Includes wordprocessor, report writer, windowing, networkable up to 10 stations, multiple cash books etc. 200 page comprehensive manual. 90 days free technical support (0345-326009 try before you buy!) Current retail price is £129, SALE PRICE £39.95 ref SA12. SAVE £120!!

**MINI MICRO FANS** 12V 1.5" sq SALE PRICE £2. Ref SA13.

**REUSEABLE HEAT PACKS**. Ideal for fishermen, outdoor enthusiasts elderly or infirm, warming food, drinks etc, defrosting pipes etc. reusable up to 10 times, lasts for up to 8 hours per go, 2,000wh energy, gets up to 90 degC. SALE PRICE £9.85 REF SA29

**12V 2AMP LAPTOP PSU's** 110x55x40mm (includes standard IEC socket) and 2m lead with plug. 100-240v ip. SALE PRICE £8.99 REF SA15.

**PC CONTROLLED 4 CHANNEL TIMER** Control (on/off times etc) up to 4 items (8A 240v each) with this kit. Complete with software, relays, PCB etc. £25.99 Ref 95/26

**COMPLETE PC 300 WATT UPS SYSTEM** Top of the range UPS system providing protection for your computer system and valuable software against mains power fluctuations and cuts. New and boxed, UK made Provides up to 5 mins running time in the event of complete power failure to allow you to run your system down correctly. SALE PRICE just £88.00.

**SOLAR PATH LIGHTS** Low energy walklights powered by the sun built in PIR so they work when you walk past. Includes solar panel & rechargeable bat. SALE PRICE £18.99 REF EP62

**BIG BROTHER PSU** Cased PSU, 6v 2A output, 2m o/p lead, 1.5m Input lead, UK made, 220v. SALE PRICE £4.99 REF EP7

**WANT TO MAKE SOME MONEY? STUCK FOR AN IDEA?** We have collated 140 business manuals that give you information on setting up different businesses, you peruse these at your leisure using the text editor on your PC. Also included is a certificate enabling you to reproduce the manuals as much as you like! SALE PRICE £14 REF EP74

**RACAL MODEM BONANZA!** 1 Racal MPS1223 1200/75 modem, telephone lead, mains lead, manual and comms software, the cheapest way onto the net! all this for just £13 ref DEC13.

**IBM ASER PRINTER** Supplied in kit form, complete with power adjuster, 4-dot, and beam divergence adjuster. Runs on 2 AAA batteries. Produces thin red beam lines for levels, gun sights, experiments etc. Cheapest in the UK! just £39.95 ref DEC48 TRADE PRICE £28 MIN 10 PIECES

**RADIO PAGERS** Brand new, UK made pocket pagers clearance price is just £4.99 each 100x40x15mm packed with bits! Ref SEP5.

**BULL TENS UNIT** Fully built and tested TENS (Transcutaneous Electrical Nerve Stimulation) unit, complete with electrodes and full instructions. TENS is used for the relief of pain etc in up to 70% of sufferers. Drug free pain relief, safe and easy to use, can be used in conjunction with analgesics etc. £49 REF TEN1

**COMPUTER RS232 TERMINALS (LIBERTY)** Excellent quality modern units, (like wyse 50, s) 2xRS232, 20 function keys, 50 thro to 38,400 baud, menu driven port, screen, cursor, and keyboard setup menus. (18 menus!). £29 REF NOV4.

**PC PAL VGA TO TV CONVERTER** Converts a colour TV into a basic VGA screen. Complete with built in psu, lead and s/ware... Ideal for laptops or a cheap upgrade. Supplied in kit form for home assembly. SALE PRICE £25 REF SA34

**EMERGENCY LIGHTING UNIT** Complete unit with 2 double bulb floodlights, built in charger and auto switch. Fully cased. 6v 8AH lead acid req'd. (secondhand) £4 ref MAG4P11.

**SWINGFIRE GUIDED MISSILE WIRE**. 4,200 metre reel of ultra thin 4 core insulated cable, 28lbs breaking strain, less than 1mm thick Ideal alarms, intercoms, fishing, dolls house's etc. SALE PRICE £13.99 ref EP51

**ELECTRIC CAR WINDOW DE-ICERS** Complete with cable, plug etc. SALE PRICE JUST £4.99 REF SA28

**ABTEC SWITCHED MODE PSU** BM4 1012 Gives +5 @ 3.75A, +12 @ 1.5A, -12 @ .4A, 230V/110, cased, BM41012 £5.99 ref AUG6P3.

**AUTO SUNCHARGER** 155x300mm solar panel with diode and 3 metre lead fitted with a cigar plug. 12v 2watt. SALE PRICE £8.99 REF SA25.

**TOP QUALITY CENTRIFUGAL MAINS MOTORS SALE PRICE 2 FOR JUST £2.60 REF SA38**

**ECLATRON FLASH TUBE** As used in police car flashing lights etc. full spec supplied, 60-100 flashes a min. SALE PRICE £8.99 REF SA15.

**24v AC 50WATT** Cased power supply. New. SALE PRICE JUST £9.99 REF SA40

**MILITARY SPEC GEIGER COUNTERS** Unused an straight from Her majesty's forces. SALE PRICE £44 REF SA16

**MICRODRIVE STRIPPERS** Small cased tape drives ideal for stripping, lots of useful goodies including a smart case, and lots of components. SALE PRICE JUST £4.99 FOR FIVE REF SA26

**SOLAR POWER LAB SPECIAL** You get TWO 6x6" 6v 130mA solar cells, 4LED's, wire, buzzer, switch plus 1 relay or motor. Superb value kit SALE PRICE JUST £4.99 REF SA27

**RGB/CGA/EGA/TTL COLOUR MONITORS** 12" in good condition. Bag and modified metal case. SALE PRICE £49 REF SA16

**SWITCHED MODE PSU** ex equip, 60w +5 @ 5A, -5v @ 5A, +12v @ 2A, -12v @ 5A 120/220v cased 245x88x55mm IEC input socket £6.99 REF MAG7P1

**PLUG IN ACORN PSU** 19v AC 14w . £2.99 REF MAG3P10

**POWER SUPPLY** fully cased with mains and o/p leads 17v DC 900mA output. Bargain price £5.99 ref MAG6P9

**ACORN ARCHIMEDES PSU** +5v @ 4A, on/off sw uncased, selectable mains input, 145x100x45mm SALE PRICE £4.99 REF SA11

**13.8V 1.8A psu** cased with leads. Just £9.99 REF MAG10P3

**PPC MODEM CARDS**. These are high spec plug in cards made for the Amstrad laptop computers. 2400 baud dial up unit complete with leads. Clearance price is £5 REF: MAG5P1

**200 WATT INVERTER** Converts 10-15v DC into either 110v or 240v AC. Fully cased 115x36x156mm, complete with heavy duty power lead, cigar plug, AC outlet socket, auto overload shutdown, auto short circuit shut down, auto input over voltage shutdown, auto input under voltage shut down (with a audible alarm), auto temp control, unit shuts down if overheated and sounds audible alarm. Fused reversed polarity protected, output frequency within 2%, voltage within 10%. A wall built unit at a keen price. Just £64.99 ref AUG65.

**UNIVERSAL SPEED CONTROLLER KIT** Designed by us for the C5 motor but ok for any 12v motor up to 30A. Complete with PCB etc. A heat sink may be required. £17.00 REF: MAG17

**COMPUTER COMMUNICATIONS PACK** Kit contains 100m of 6 core cable, 100 cable clips, 2 line drivers with RS232 interfaces and all connectors etc. Ideal low cost method of communicating between PC's over a long distance. Complete kit £8.99.

**ELECTRIC MOTOR KIT** Comprehensive educational kit includes all you need to build an electric motor. £9.99 ref MAR10P4.

**VIEWDATA SYSTEMS** made by Philips, complete with Internal 1200/75 modem, keyboard, psu etc. RGB and composite outputs, menu driven, autodialler etc. SALE PRICE £12.99 REF SA18

**AIR RIFLES** .22 As used by the Chinese army for training purposes, so there is a lot about! £39.95 REF EF78. 500 pellets £4.50 ref EF80.

**PLUG IN POWER SUPPLY SALE FROM £1.60** Plugs in to 13A socket with output lead, three types available, 9vdc 150mA £1.50 ref SA19, 9vdc 200mA £2.00 ref SA20, 6.5vdc 500mA £2 ref SA21.

**VIDEO SENDER UNIT**. Transmits both audio and video signals from either a video camera, video recorder, TV or Computer etc to any standard TV set in a 100' range! (tune TV to a spare channel) 12v DC op. Price is £15 REF: MAG15 12v psu is £5 extra REF: MAG5P2

\*SOME OF OUR PRODUCTS MAY BE LICENSABLE IN THE UK

**BULL ELECTRICAL**  
250 PORTLAND ROAD, HOVE, SUSSEX.  
BNS SQ. (ESTABLISHED 50 YEARS)  
MAIL ORDER TERMS: CASH, PO OR CHEQUE  
WITH ORDER PLUS £3 POST PLUS VAT  
PLEASE ALLOW 7-10 DAYS FOR DELIVERY PHONE ORDERS  
WELCOME (ACCESS VISA SWITCH AMERICAN EXPRESS)  
TEL: 01273 203500  
FAX 01273 323077

**\*FM CORDLESS MICROPHONE** Small hand held unit with a 500' range! 2 transmit power levels. Reqs PP3 9v battery. Tuneable to any FM receiver. Price is £15 REF: MAG15P1

**\*MINIATURE RADIO TRANSCEIVERS** A pair of walkie talkies with a range up to 2km in open country. Units measure 22x52x155mm. Including cases and ear/ces. 2xPP3 req'd. £30.00 pr. REF: MAG30

**FUTURE PC POWER SUPPLIES** These are 295x135x60mm, 4 drive connectors 1 mother board connector, 150watt, 12v fan, iec inlet and on/off switch. SALE PRICE £7.99 REF SA 22

**\*FM TRANSMITTER KIT** housed in a standard working 13A adapter!! the bug runs directly off the mains so lasts forever! why pay £700? or price is £15 REF: EF62 Transmits to any FM radio (this is in kit form with full instructions.)

**\*FM BUG BUILT AND TESTED** superior design to kit. Supplied to detective agencies. 9v battery req'd. £14 REF: MAG14

**TALKING COINBOX STRIPPER COMPLETE WITH COIN SLOT MECHANISMS** originally made to retail at £79 each, these units are designed to convert an ordinary phone into a payphone. The units have the locks missing and sometimes broken hinges. However they can be adapted for their original use or used for something else?? SALE PRICE JUST £2.50 REF SA23

**GAT AIR PISTOL PACK** Complete with pistol, darts and pellets £12.95 Ref EF82 extra pellets (500) £4.50 ref EF80.

**6"X12" AMORPHOUS SOLAR PANEL** 12v 155x310mm 130mA. SALE PRICE £4.99 REF SA24

**FIBRE OPTIC CABLE BUMPER PACK** 10 metres for £4.99 ref MAG5P13 ideal for experimenters! 30 m for £12.99 ref MAG13P1

**MIXED GOODIES PACK: BOX OF MIXED COMPONENTS**  
FEEDING 2 PLOGS YOURS FOR JUST £3.99

**SIDE LEVER .177 AIR RIFLE** Superb, low priced general purpose rifle. 18" tapered, rifled barrel, fully adjustable open sights, wooden stock, very accurate with low recoil, 41". £39.95 ref R/3

**4X28 TELESCOPIC SIGHTS** Suitable for all air rifles, ground lenses, good light gathering properties. £19.95 ref R/7.

**RATTLE BACKS** interesting things these, small piece of solid perspex like material that if you spin it on the desk it only spins one way! in fact if you spin it the 'wrong' way it stops of its own accord and go's back the other way! £1.99 ref GU01.

**GYROSCOPES** Remember these? well we have found a company that still manufactures these popular scientific toys, perfect gift or for educational use etc. £6 ref EP70

**EDIBLE LONG LIFE CANDLES** Made from Oleo Beef Stearin so you can eat them in an emergency alternatively, you could just light them! Each candle burns for approx 10 hours. 2 for £2.99 ref ON326.

**HYPOTHERMIA SPACE BLANKET** 215x150cm aluminium foil blanket, reflects more than 90% of body heat. Also suitable for the construction of two way mirrors! £3.99 each ref O/LD41.

**LENSTATIC RANGER COMPASS** Oil filled capsule, strong metal case, large luminous points. Sight line with magnifying viewer. 50mm dia, 86gm. £10.99 ref O/K604.

**RECHARGE ORDINARY BATTERIES UP TO 10 TIMES!** With the Battery Wizard! Uses the latest pulse wave charge system to charge all popular brands of ordinary batteries AAA, AA, C, D, four at a time! Led system shows when batteries are charged, automatically rejects unsuitable cells, complete with mains adaptor. BS approved. Price is £21.95 ref EP31.

**TALKING WATCH** Yes, it actually tells you the time at the press of a button. Also features a voice alarm that wakes you up and tells you what the time is! Lithium cell included. £7.99 ref EP26.

**PHOTOGRAPHIC RADAR TRAPS CAN COST YOU YOUR LICENCE!** The new multiband 2000 radar detector can prevent even the most responsible of drivers from losing their licence! Adjustable audible alarm with 8 flashing leds gives instant warning of radar zones. Detects X, K, and Ka bands, 3 mile range, 'over the hill' 'around bends' and 'rear trap' facilities. micro size just 4.25"x2.5"x.75". Can pay for itself in just one day! £79.95 ref EP3.

**SNOREBUSTER!** A small wristwatch style device that detects the noise of snoring and instantly produces a stimulation to the wrist of the snorer without waking them. The bio feedback effectively prevents future bouts of snoring, thus reducing Snorebuster to only occasional use. 10 of 1,000's sold. £24.99 ref LA15999.

**WORLD'S SMALLEST TAPELESS MEMO PEN!** Not only is the a smart pen but will record 20 seconds of memos etc. No more scratching about for scraps of paper! £39.99 ref AA21381.

**ELECTRIC TYRE INFLATOR** High power micro air compressor inflates tyres, airbeds footballs etc. Includes pressure gauge. £14.99 ref J8231.

**MAMOD STEAM ENGINES P2** Powerful compact model steam engine complete with fuel etc. £39.95 ref SP2.

**SANYO NICAD PACKS** 120mmx14mm 4.5v 270 mAh suitable for cordless phones etc. Pack of 2 just £5 ref EP78.

**WE BUY SURPLUS STOCK FOR CASH**

**FREE CATALOGUE**

**1995 100 PAGE CATALOGUE NOW AVAILABLE, 45P STAMP OR FREE WITH ORDER.**

**PORTABLE RADIATION DETECTOR WITH NEW COMPUTER INTERFACE £59**

A Hand held personal Gamma and X Ray detector. This unit contains two Geiger Tubes, has a 4 digit LCD display with a Piezo speaker, giving an audio visual indication. The unit detects high energy electromagnetic quanta with an energy from 30K eV to over 1.2M eV and a measuring range of 5-9999 uR/h or 10-99990 Nr/h. ref NOV18



**JAPANESE COMPONENTS SPECIALISTS  
ELECTRONIC COMPONENTS DISTRIBUTORS (IMPORT/EXPORT)  
OVER 8,000 DIFFERENT PARTS IN STOCK**

**TRANSISTORS & INTEGRATED CIRCUITS**

2SA	BDW	BUY	1N	LA	NE	TA
2SB	BDX	DTA	2N	LB	SAA	TBA
2SC	BF	DTC	1S	LC	SAB	TC
2SD	BT	IRF	TIP	LM	SI	TCA
2SJ	BU	IRFBC	AN	M	SLA	TD
2SK	BUK	IRFPE	BA	MB	STA	TDA
3SK	BUT	IRFP	CX	MC	STK	TEA
AD	BUV	IRFZ	CXA	MDA	STR	TTL
BC	BUW	MJ	HA	MEA	STRD	UPC
BD	BUX	MJE	KA	MN	STRS	UPD
BDT	BUZ	SGSF	KIA	MP	STRM	CMOS



ASK FOR OUR CATALOGUE · MAIL/TELEPHONE/ORDERING · COUNTER SALES

**NIKKO ELECTRONICS LTD.**

**DALBANI (UK) LTD.**

DALBANI HOUSE, 257 BURLINGTON ROAD, NEW MALDEN, SURREY KT3 4NE, ENGLAND

Tel: 0181-336 0566 · Fax: 0181-336 0579 - 0181-395 6003

**SS** *ussex Surplus*

13 STATION ROAD, HORSHAM, WEST SUSSEX RH13 5EZ

Telephone: (01403) 251302 Fax: (01403) 270339

Test Equipment • Components • Accessories  
Electromechanical • Mechanical • Engineering

# VALVES WANTED

**TOP PRICES PAID FOR NEW BOXED VALVES**

**SEE LIST BELOW:**

ECC 83/EF86 MULLARD	£3 ea	DO60	£50 ea
Px25 MARCONI OR OSRAM GLOBE SHAPE	£90 ea	DA30/DA60 G.E.C.	£80 ea
Px4 MARCONI OR OSRAM	£50 ea	KT66 G.E.C.	£35 ea
PP3-250 MAZDA OR OSRAM	£50 ea	KT88 G.E.C.	£50 ea
805/845/211 USA ORIGINALS	£25 ea	EL34 MULLARD	£12 ea
STC 421 2E UK	£100 ea	300B U.S.A. OR S.T.C.	£150 ea
DA100 G.E.C.	£100 ea	EL37 MULLARD	£10 ea

**ALSO WANTED USED VALVES AND OLD**

**VALVE AMP EQUIPMENT**

**LEAK, QUAD RADFORD, ETC ...**

**SEND, PHONE, FAX, LIST, INSTANT DECISION**

# SATELLITE - BOOKS, VIDEOS, SOFTWARE

**SATELLITE TELEVISION - INSTALLATION GUIDE** (ISBN 1 872567 09 6) £15  
John Breeds. Install your own satellite system! Written in clear non-mathematical terms on large A4 format. Lavish use of diagrams throughout. The official study manual used in City & Guilds courses. New updated 5th edition. Acclaimed by the Press and Trade as the best work of its kind.

**EUROPEAN SCRAMBLING SYSTEMS 4** £32  
John McCormac. Discover how to construct commercial descrambling systems that work! Gain a hacker's insight into piracy and counter-piracy. Explicit circuit diagrams given. Offered to enthusiasts for educational purposes only.

**THE SATELLITE BOOK A Complete Guide to Satellite TV Theory and Practice** £32  
John Breeds. Generally acclaimed as the 'Bible' to the satellite industry. Written in easy-to-read style with over 300 illustrations on more than 300 large format A4, 26 chapters. New edition 4 completely updated for 1996. Unconditionally recommended. (ISBN 1 872567 08 8)

**WORLD SATELLITE TV & SCRAMBLING METHODS** £29  
R Maddox, J McCormac & F Baylin. A thorough text for technicians and curious do-it-yourselfers. More than 300 pages provide an in depth study of many commercial scrambling methods. Many circuits and block diagrams.

**THE SATELLITE VIDEO (Plus free booklet)** £17  
Professional quality video presented by BBC Tomorrow's World Peter McCann. Includes dish set-up, site survey equipment etc. Ideal companion to the Installation Guide. A 50 min video which gives sound practical advice. *Please note postage:- UK £1.50; Europe £3.00; RoW £8.*

**MPEG - DIGITAL TELEVISION FOR ALL** £19  
An authoritative guide from NTL on leading edge techniques for future television. Describes compression and bit rate reduction techniques. Analyses Quantisation techniques and compressed audio in MPEG. *Please note postage:- UK £1.50; Europe £3; Rest of World £6.*

**KU-BAND SATELLITE TV** £25  
Theory, Installation and Repair. Frank Baylin & Brent Gale. Completely revised and updated edition. More than 400 pages provide a comprehensive introduction to satellite television. Highly recommended.

**SATELLITE SERVICING 1987-90** £55  
**SATELLITE SERVICING 1991-92** £65  
**SATELLITE SERVICING 1993-94** £75  
Circuit diagrams, oscilloscope readings, voltage tables, essential part numbers, troubleshooting guides, alignments, etc; in fact everything for serious service technicians. Top quality-produced hardback manuals in large format. *Please note postage:- UK £5; Europe £15; R of W £35.*

**HOME SATELLITE TV INSTALLATION & TROUBLESHOOTING MANUAL** £25  
B Gale, F Baylin & Ron Long. This could be described as the C-Band companion to its Ku-Band book by the same authors. Approx 500 pages cover how to install large dishes and troubleshoot many faults.

**WIRELESS CABLE & SMATV** £35  
Steve Berkoff & Frank Baylin. Wireless Cable & SMATV covers MMDS, cable system design, Yagi stacking, dishes, programming, system operation, project bidding and contracts.



**1995/96 WORLD SATELLITE YEARLY** £59  
Dr Frank Baylin. Latest edition, 780 page reference book that provides essential information about the characteristics and footprints of all the world's broadcast satellites, plus most recent details about compressed digital video and audio methods. Divided by easy-to-use tabs into four sections: technical, satellites, programming and reference materials. Excellent value. *Please note postage:- UK £5; Europe £9; Rest of World £16.*

**SATELLITE COMMUNICATION SYSTEMS** £33  
G Maral & M Bousquet. This mammoth 688 page tome exhaustively deals with radiowave propagation, satellite installation and launchers, antennas and signal processing. Fully illustrated throughout. Unreservedly recommended for serious students of satellite technology.

**WORLD OF SATELLITE TV - EUROPE, AFRICA and THE MIDDLE EAST** £25  
Mark Long & Jeffrey Keating. Written in a 'down-to-earth' style, thirteen chapters cover areas such as installation, feedhorns, LNAs, polarisers, receivers, scrambling, digital video compression, HDTV and most of the satellite footprints covering the titled areas. Recommended reading.

**SATMASTER PRO PC SOFTWARE PACKAGE (DOS) (special offer while stocks last)** £29  
**SATMASTER FOR WINDOWS (new version 3.2)** £99  
DJ Stephenson. Calculates full link budget including dish size required. Gives set up angles, polar and apex elevation for motorised systems, elevation, azimuth, polarisation offset, from any location in the World for any geo-satellite now and in the future. The program includes a 20,000 word technical helpline with many graphics and footprints. *This work is easily the best of its kind in the world, and is unreservedly recommended. Post UK £1.00; Europe £2.00; RoW £4. Try it free on:-*

<http://www.a-net.com/arrowe/pub/swift.htm>



**1995 INTERNATIONAL SATELLITE DIRECTORY** £175  
Whopping, 15 section, 1000 plus page, comprehensive reference; footprints, uplinks, charts, mobile systems, contacts, loading reports, manufacturers, operators, Agencies, buyer's guide, maps, etc. An authoritative tome. *Please note postage:- UK £5; Europe £19; R of World £36.*

**HOME SATELLITE TV INSTALLATION VIDEO TAPE (Approx 40 min)** £27  
Brent Gale & Frank Baylin. A very popular video that provides a thorough overview on all aspects of installing large motorised dishes on both C and Ku band systems. Ideal companion to the Home Satellite Installation Manual.

Send stamped, addressed envelope for complete list of satellite books, videos and software...

**SWIFT TELEVISION PUBLICATIONS**  
17 Pittsfield, Cricklade, Wilts, SN6 6AN, England  
Tel 44 (0)1793 750620 Fax 44 (0)1793 752399



## AMSTRAD HANDSETS

VCR4500 18.08  
VCR4600, 4600MkII 11.75  
VCR4700 17.63  
VCR5200 11.75  
VCR6100 (Indexer) 25.85  
VCR6100 (Barcode Indexer) 32.44  
VCR6200 Barcode 32.44  
VCR9000 (Old type) 11.75  
TVR 2 8.46  
TVR 3 (Equivalent) 10.70  
SRD400 18.15  
SRD400 (Equivalent) 11.05  
SRD500 11.75  
SRD510/520 13.81  
TS90/99 Tower System 11.75  
GOODMANS VCR102 11.75  
PROLINE 5100TX 17.63

## AMSTRAD LOPTS

CTV1000 FB182K 12.93  
CTV1400 FB165KA 23.50  
CTV2000 FB171 10.58  
CTV2000 FB171K 15.58  
TVR3 181297 14.69  
PCW9512,8256,8512 7.05

## AMSTRAD TUNERS

UE33-B01 VCR4600/4700 9.40  
UE2-B31F CTV2200/2210 5.88  
1810829 VCR5200 7.05  
ENV67509F2 CTV1400 5.88  
UVE33-F01 VHF-UHF 14.10  
UVE33-F02 VHF-UHF 14.10  
1813766 VHF-UHF 14.10

## AMSTRAD IF UNITS

TPS7-B0006 VCR4600/4700 9.40  
TPS7-L0002 14.10  
1813766 14.10

## AMSTRAD FAX

FX9600 FAX PSU PCB 29.38

## AMSTRAD MODULATORS

18108221 VCR5200 7.05  
ENP-E730-2 VCR7000 5.88

## AMSTRAD SERVICE MANUAL

VCR4600MkII, 4700 9.00  
VCR6000/6100 11.50  
VCR7000 9.00  
VCR8700 8.00  
VCR8800 9.75  
VCR9000/9004 9.00  
VMC100 16.50  
SRX100/200 4.70  
SRX100/200 SRD400 13.25  
SRD510/520 6.50  
SRD550 3.85  
SRD600 20.65  
PC1512 11.50  
PC2086 12.00  
PC2286 19.50  
PC2386 15.00  
PC3086 11.00  
FX9600 FAX 20.15

## AMSTRAD COMPUTER OPERATORS MANUAL

PC1640 11.75  
PC2286/2386 11.75  
PPC512/640 11.75  
ZX SPECTRUM +2 5.50  
PC1512 (Tech. Ref.) 6.00  
PC1640 (Tech. Ref.) 8.00

## AMSTRAD VCR CABINET PARTS

VCR6000 Cabinet Front 12.93  
VCR6100 Cabinet Front 15.28

## AMSTRAD MOUSE

51/4"-31/2" FDD KIT 7.64  
PCW9512 Armature 7.05  
4.70

## AMSTRAD VCR 4500

CASSETTE HOUSING ASSY. 17.63

## 4600, 4700, TVR1, 2, 3

HEAD BASE ASSY. (Audio) 5.88  
FRICTION GEAR 779 2.06  
TAPE CREAMING KIT 5.88  
VMC100 - Various parts available, please phone for prices.

## AMSTRAD MOTORS

Loading Motor MCB9B02 3.53  
Drum Motor E20EL05 10.87  
Capstan Motor LLA4B02 10.28  
Capstan Motor LLN4B21 10.28  
Capstan Motor JLN4B02 10.28  
Tape Loading MCF9B02 9.99

## AMSTRAD PCB's

(Complete, fully populated)  
4500 Timer 12.93  
4500 Systems Control 10.58  
4600 Systems Control/Servo, 31.73  
Display & Control PCB's 12.93  
4600 Display 6.46  
4600 Control 6.46  
4600 Video & Audio 19.98  
4600 Power Supply 16.98  
4600MkII Main PCB Assy's 43.17  
4600MkII Timer 15.28  
4600MkII Control 6.46  
4600MkII Head Amp 5.88  
4600MkII Power Supply 6.46  
4600MkII Hybrid, Luminance 9.40  
4700 Main PCB Assy. 43.17  
4700 Timer 15.28  
4700 Control 6.46  
4700 Head Amp Assy. 5.88  
4700 Power Supply 6.46  
5200 Timer & Channel Disp. 18.81  
5200 Video 15.28  
5200 Switch Panel 5.88  
6000 Power Supply 8.81  
6100 Main PCB 31.73

6100 Audio PCB 7.05

6100 Power Supply 8.81  
6100 Hybrid, Chrominance 9.40  
6100 Hybrid, Luminance 9.40  
7000 Switch PCB no: 7 2.35  
CTV1400 MkII Main TV PCB 31.73  
CTV2200 PCB no: 3 3.53  
CTV2200 PCB no: 4 4.70  
TVR 2 Main TV PCB 41.13  
TVR2 Video Front Display PCB 15.86  
TVR 3 Main TV PCB 47.00  
TVR 3 Head Amp Assy. 5.88  
TVR 3 Video Power Supply 6.46

## AMSTRAD COMPUTER MONITOR/PARTS

12" HRCD (Daewoo) 32.32  
PC/ECD Monitor Tube 56.40  
CRT 3701B22 29.38  
PPC512/640 Modem PCB 18.80

## AMSTRAD SOFTWARE

ACCOUNTSMASTER 19.98  
(Full accounts program for running small business on any PC)

Many AMSTRAD COMPUTER & PRINTER SPARES available, please phone for price.

★ WIDE RANGE OF COMPATIBLE VIDEO HEADS NOW STOCKED ★

PRICES INCLUDE VAT.

ALL ITEMS ARE BRAND NEW AND GUARANTEED

★ ★ SAME DAY DESPATCH ★ ★

Write or Phone for FULL LIST.

★ ★ POST & PACKING ★ ★

★ ★ £1.18 ★ ★



**Harrison Electronics**

CENTURY WAY, MARCH, CAMBS PE15 8QW.  
FAX: (01354) 51416. TEL: (01354) 51289



EST. 1977

# J.W. HARDY

## YOUR ONE-STOP-SHOP

FOR THESE FINE BRANDED PRODUCTS  
- AND SO MUCH MORE . . .

**WOLSEY** SMATV

**DIAMOND AERIALS** UHF/FM

**GLOBAL COMMUNICATIONS** FIRST IF, SMATV

**J.W. HARDY** communications UHF AERIALS  
UHF AMPLIFIERS

**Labgear Cablevision** SMATV

**LENSON HEATH** SATELLITE  
ANTENNA

**PACE** SATELLITE  
RECEIVERS,  
DECODERS

**PALCOM** SATELLITE  
RECEIVERS

**PROMAX** TEST EQUIPMENT

**SPIT Fixings** BOLTS  
PLUGS

**mungo** BOLTS  
PLUGS

**Teleste** SMATV

**TRIAx U.K.** UHF/VHF  
AERIALS

**TOWER CLIPS**

**UNI-FIX** CLIPS

**VOLEX RAYDEX** COAX CABLES

- WE PROVIDE FULL TECHNICAL ASSISTANCE AND SERVICE BACK UP ON ALL OUR PRODUCTS
- SMATV - DISH SHARING - DESIGN CONSULTANT

Trace Price List available to bona fide TV Aerial and Satellite Dealers on proof of trading.

J.W. Hardy, 231 Station Road, Stechford,  
Birmingham B33 8BB Telephone: 0121 784 8478



# LONGREACH

## SUPERVISION

Unit 231 Lee Valley Technopark  
Ashley Road London, N17 9LN

*Group*

# DISPOSAL DIVISION

as the UK's leading satellite distributor we inevitably have stock which we need to dispose of at well under normal trade prices.

below is a list of disposal stock which is available from our London depot.

### RECEIVERS Ex Rental refurbished

Pace 800 IRD Type	£ 59.00
Pace 9000 IRD Type	£ 45.00
Furgusan IRD	£ 33.00
Amstrad IRD	£ 40.00
Grundig 20A, non IRD	£ 30.00

### RECEIVERS Graded Stock

Grundig GRD 150	£ 89.00
Echostar 5700 including positioner and built in D2 MAC receiver	£345.00
Technisat 3004S	£119.00

### RECEIVERS Non Working IRD & non IRD.

We have a number of non working receivers  
Ideal for repair or spares, **from £5.00**

### DISHES New Stock

60 cm Bulk pack Lenson Heath Dishes Boxes of 10	£ 99.00
1 off of above (collection only)	£ 13.45
80cm pole mount Lenson Heath	£ 24.00
35cm Concentric dish	£ 4.95

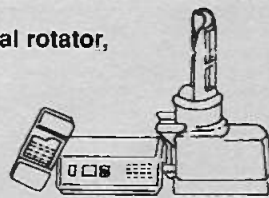
### LNB'S New Stock

Triple band 10.9/12.75 1.3DB	£ 24.00
Voltage switching C120 flange	£ 15.00
Cambridge 1.DB Voltage switching	£ 16.95

### MISC ITEMS New Stock

Amstrad AM/Pm clock radio	£ 8.95
Amstrad Walkman AM/FM Radio	£ 11.06
Amstrad Radio CD Alarm clock	£ 52.00
Amstrad UF 40 Auto set video plus VCR	£ 11.06
Amstrad 3 Band stereo-radio twin cassette	£ 20.00

IR Remote Control Aerial rotator,  
complete kit ideal cheap  
motorised dish system  
normal price £99.00  
offered at **£54.00**



**Tel: 0181 880 4000**  
**Fax 0181 880 4001**

**WE HAVE THE WIDEST CHOICE OF USED OSCILLOSCOPES IN THE COUNTRY**  
TECHNICAL SPECIALISTS IN OSCILLOSCOPES  
AVAILABLE FROM £200. Phosphor sold separately.

**TEKTRONIX TA5475 4 Channel 100MHz Delay** £1300

**TEKTRONIX TA5455 Dual Trace 60MHz Delay/Cursors** £980

**TEKTRONIX 2465 4 Channel 300MHz Delay/Cursors** £1750

**TEKTRONIX 2246A 4 Channel 100MHz Comp/VM etc.** £1250

**TEKTRONIX 2335 Dual Trace 100MHz Delay** £750

**TEKTRONIX 485 Dual Trace 350MHz Delay Sweep** £750

**TEKTRONIX 475 Dual Trace 200MHz Delay Sweep** £500

**TEKTRONIX 465 Dual Trace 100MHz Delay Sweep** £400

**PHILIPS 3053 2+1 Channels 50MHz Dual TB Delay** £550

**H.P. 1740A Dual Trace 100MHz Delay Sweep** £600

**TEKTRONIX 2215 Dual Trace 60MHz Delay Sweep** £400

**TEKTRONIX 455 Dual Trace 50MHz Delay Sweep** £400

**PHILIPS PM3217 Dual Trace 50MHz Delay Sweep** £400

**HTACHI V423 Dual Trace 40MHz Delay** £375

**WATASU S55703 Dual Trace 40MHz Delay** £375

**HTACHI V223 Dual Trace 20MHz Delay Sweep** £250

**GOLLD OS1100 Dual Trace 20MHz Delay Sweep** £240

**BECKMAN 9020 Dual Trace 20MHz Delay Sweep** £240

**HAMEG 412 Dual Trace 20MHz Delay Sweep** £225

**KIKUSUI S530A Dual Trace 15MHz** £220

**GOLLD OS300 Dual Trace 10MHz (No handles)** £190

**WATASU S55702 Dual Trace 20MHz** £220

**GOLLD 4030 Dual Trace 20MHz Cursors** £220

**GOLLD 4100 10MHz TV & X-Y Modes, Dual Trace** £220

**GOLLD 4020 Dual Trace 10MHz** £220

**GOLLD OS4000 Dual Trace 10MHz Digital Storage** £200

**H.P. 1741A Dual Trace 100MHz Analogue Storage** £400

**7845 JUST A SAMPLE - MANY OTHERS AVAILABLE**

**EATONVAL TECH 3801 110MHz Sig Gen** £2000 P.O.A.

**PH13602 AMPM Phase Mod.**

**Hameg 2019 Syn AMPM Sig Gen 80kHz-1040MHz** £1900

**Hameg 2018 Syn AMPM Sig Gen 80kHz-120MHz** £1200

**H.P. 8620C Sweep Osc 5.9-12.4GHz or 8-12.4GHz** £350

**H.P. 8620C Sweep Oscillator Main Frame only** £280

**Racal 5081 Syn AMPM Sig Gen 5-520MHz** £450

**Farnell S55200 Syn AMPM Sig Gen 10-520MHz** £400

**Hameg TP2337 Automatic Distortion Meter** £280

**Hameg TP2331 Distortion Factor Meter 20Hz-20KHz 0.05%** £150

**Hameg TP8938 Audio Power Meter Sine** £250

**Hameg TP163 Attenuator DC-1GHz** £100

**H.P. 84955 Attenuator DC-10GHz 0-1dB in Steps** £350

**Hartfield 2105 Attenuator 50 Ohm** £75

**Teletronics TDR1507** £1150

**RMS Video Noise Meter UFSF2 with UFSF2E2** £1500

**BRUEL & KJOER EQUIPMENT AVAILABLE**  
PLEASE ENQUIRE

**SPECTRUM ANALYSERS**

**PR A7550 Synthesised 1GHz** £4000

**H.P. 8565A 0.01-22GHz** £4000

**ANDO AC2281 with AC221 11700MHz** £1500

**POLARAD 441 110MHz-118GHz** £1200

**H.P. 182 with 8558B 100kHz-1500MHz** from £1500

**H.P. 1417 with 8555A & 8552B 10MHz-18GHz** £1700

**H.P. 1417 with 8555A & 8552B 500kHz-1150MHz** £1200

**H.P. 1417 with 8555A & 8552A 1KHz-110MHz** £900

**H.P. 1417 MAIN FRAMES ONLY GOOD TUBES** £225

**HARCON TT370 20GHz-110MHz** £1000

**TEKTRONIX 7L5 with Main Frame 20MHz-5MHz** £1800

**H.P. 3530A 3Hz-50KHz** £1800

**H.P. 5341A Frequency Counter 50MHz-1.5GHz LED** £300

**BLACK STAR EQUIPMENT (P&P all units £5)**

**APOLLO 10 - 100MHz Counter/Timer Ratio/Period/Time Interval etc.** £234

**APOLLO 100 - 100MHz (As above with more functions)** £332

**METOR 100 FREQUENCY COUNTER 100MHz** £118

**METOR 600 FREQUENCY COUNTER 600MHz** £145

**METOR 1000 FREQUENCY COUNTER 1 GHz** £189

**LIFTOR 500 FUNCTION GEN 0.1Hz-500Hz Sine/Sq/Tri** £225

**ORION COLOUR BAR GENERATOR P417V Video** £245

All other Black Star Equipment available

**OSCILLOSCOPE PROBES**

Switchable X1 X10 (P&P £3) £13

Used Equipment - Guaranteed. Manuals supplied if possible.  
This is a VERY SMALL SAMPLE OF STOCK. See or telephone for list. Please check availability before ordering.  
CARRIAGE all units £16. VAT to be added to Total of Goods and Carriage.

**STEWART OF READING**  
110 WYKHAM ROAD, READING, BERKS RG6 1PL  
Telephone: 01734 268041 Fax: (01734) 351696  
Callers Welcome 9am-5.30pm Mon-Fri (until 8pm Thurs)



# AUTOGARD (U.K.) LTD

Tel/Fax: 01922 613654

Unit 3, Acorn Firms Centre, Ablewell Street, Walsall, West Midlands WS1 2EG

IN4001	.07	TIP30C	.76	BU208A	1.29	KA2223	.50	NE592N8-B	1.88	TA7271P	2.68	TDA1028	1.73	TDA2004	2.48	TDA3803A	4.76	TEA5101	3.80	2SA769	1.23
IN4002	.07	TIP31C	.73	BU208D	1.29	KA2249	2.97	NE646	4.37	TA7273P	3.87	TDA1029	2.86	TDA2005	2.40	TDA3803B	3.80	TEA5114A	3.80	2SA773	1.28
IN4003	.06	TIP32A	.64	BU326A	1.31	KA2814A	3.79	S2000A	2.26	TA7274P	2.86	TDA1030	1.56	TDA2006	1.00	TDA4190	3.65	TEA5115	2.80	2SA777	1.41
IN4004	.07	TIP32C	.63	BU427D	.96	KA3210AH	5.99	S2000A3	2.31	TA7280	2.87	TDA1035T	3.98	TDA2009	2.40	TDA4280U	1.15	TL061	1.21	2SA794	.89
IN4005	.09	TIP35C	1.57	BU426A	1.80	KIA7908BAP	3.12	S2000AF	2.47	TA7283	2.12	TDA1044	1.74	TDA2010	1.99	TDA4400	1.69	TL082	1.20	2SA817	.58
IN4006	.07	TIP36C	1.87	BU500	1.25	L200	2.12	S2055AF	2.99	TA7289P	4.70	TDA1048	3.21	TDA2030w	1.00	TDA4420	1.19	TL071	1.27	2SA825	.98
IN4007	.08	TIP41C	.68	BU5050F	1.29	LA918	1.25	SAA1283-02	8.55	TA7317P	.88	TDA1053	2.99	TDA2040V	1.99	TDA4426	1.99	TL072	2.21	2SA844	.25
IN4148	.06	TIP42C	.88	BU5060F	2.25	LA1231	1.89	SL1431	1.80	TA7555S8S	.87	TDA1054	4.89	TDA2048	5.85	TDA4431	1.45	TL074	2.06	2SA872	.33
IN4448	.07	TIP42	.84	BU508A	1.21	LA3180	1.19	SL471	3.68	TA7609P	2.68	TDA1059b	.39	TDA2230	.78	TDA4440	2.00	TL082	1.41	2SA896	.50
IN5401	.12	TIP47	.63	BU5082F	1.17	LA4140	5.99	SN54184	2.46	TA7750P	1.00	TDA1060	1.61	TDA2510	4.40	TDA4443	2.40	TL084	1.39	2SA900	.84
IN5404	.12	TIP48	.89	BU508AF	1.20	LA4280	4.35	SN76013	4.45	TA7768	2.87	TDA1062	1.98	TDA2530	3.99	TDA4445	2.56	TL084	1.41	2SA916	1.09
IN5406	.12	TIP50	.88	BU508D	1.17	LA4282	1.29	SN76708AN	1.68	TA7784P	3.12	TDA1072	2.47	TDA2540	1.06	TDA4500	4.55	TL431CLP	1.41	2SA933	.84
IN5407	.14	TIP1761A	1.67	BUT11A	1.15	LA4422	2.36	ST4341M	3.33	TAB201	3.82	TDA1082	4.12	TDA2541	1.70	TDA4503	4.61	TMP8188	14.80	2SA937	.58
IN5408	.27	TIP1791A	1.22	BUT11AF	.85	LA4440	2.87	ST4441C	4.44	TAB205	3.87	TDA1083	1.45	TDA2542	1.09	TDA4505E	4.85	TMP3565	14.89	2SA942	.55
IN914	.13	7805	.75	BUT12A	1.03	LA4465	2.87	STK4038X1	19.86	TAB207	2.08	TDA1085a	6.99	TDA2543	2.96	TDA4560	2.75	UPA800	1.50	2SA948	.44
BA157	.08	7806	.58	BUT12AF	1.03	LA4461	3.98	STK4121-2	7.58	TAB215	4.64	TDA1097	9.73	TDA2545a	1.19	TDA4600	2.42	UPA81C	.89	2SA950	.16
BA158	.08	7809	.85	BUT16AF	1.13	LA4475	2.98	STK4352	5.87	TAB220H	1.54	TDA1151	.40	TDA2546a	1.99	TDA4600-2	2.49	UPA81C	.89	2SA950	.16
BA159	.12	7810	.76	BUK44500B	2.21	LA4476	3.98	STK5331	2.79	TAB403K	7.85	TDA1154	.49	TDA2549	2.88	TDA4600-3	2.89	UPC1230	2.68	2SA952	.17
BY127	.21	7812	.50	BUK454600A	2.47	LA4700	3.98	STK5338	3.48	TAB410K	4.05	TDA1170D	3.00	TDA2556	2.27	TDA4601	1.79	UPC1237HA	2.00	2SA954	.48
BY133	.08	7816	.79	BUV48A	1.80	LA8510	2.89	STK5339	3.88	TBA120S	.48	TDA1200	1.55	TDA2576	2.50	TDA4605	2.99	UPC1238V	1.56	2SA965	.49
BY164	.86	7905	.52	BUW11A	1.48	LA7370	14.71	STK5342	4.88	TBA120SB	.48	TDA1235	6.40	TDA2579a	4.80	TDA4650	4.80	UPC1316	1.35	2SA970	.29
BY179	.75	7915	.79	BUW41B	1.00	LA7520	1.38	STK5374H	7.87	TBA120T	.48	TDA1236	3.47	TDA2582	2.17	TDA4650	4.80	UPC1335V	3.81	2SA988	.30
BY184	.44	74LS300	0.29	BUW81A	1.99	LA7801	1.38	STK5392	4.88	TBA120S8	.48	TDA1236	3.47	TDA2590	2.68	TDA5700	1.96	UPC1378H	2.42	2SA992	.72
BY208	.18	AN5265	1.72	BUW84	1.00	LA7820	2.67	STK5421	4.48	TBA120U	.99	TDA1270	1.78	TDA2595	2.99	TDA7000	1.88	UPC1381	1.38	2SB1010	.68
BY227	.14	AN5435	1.44	BUX84F	1.22	LA7830	1.38	STK5422	5.72	TBA229-2	9.74	TDA1412	.35	TDA2600	3.83	TDA7222	1.99	UPC1428H	1.62	2SB1036	.47
BY228	.34	AN5512	1.78	BUZ11A	1.40	LA7837	1.58	STK5422	5.72	TBA229-2	9.74	TDA1412	.35	TDA2611a	.99	DOA7240A	4.29	UPC1519HA	1.00	2SB1143	.97
BY299	.18	AN5515	2.89	BUZ71A	.96	LA7851	2.79	STK5481	1.98	TBA231	.80	TDA1510	3.29	TDA2653a	3.12	TDA7250	4.90	UPC566	1.00	2SC710	.27
BY356900	.33	AN5521	1.59	BUZ90A	2.40	LC7151	14.78	STK5466	5.59	TBA331	.79	TDA1515a	2.43	TDA2795	1.98	TDA7255	5.21	UPC574J	.88	2SC945	.76
TIP110	.35	AN6610	.89	CD4011BE	.59	LM1303	4.40	STK5473	3.47	TBA820M	.49	TDA1516Q	3.78	TDA2822m	.60	TDA7272	1.75	UPC574J	.88	2SC945	.76
TIP111	.62	AN6612	1.79	CD4012	.98	LM1381N	.82	STK5474	3.47	TBA820M	.49	TDA1519	3.98	TDA3047	2.25	TDA7275	.96	UPD1937	4.24	2SC1000	.75
TIP112	.78	AN7141	.86	CD4023	9.97	LM308N	1.22	STK5481	1.98	TBA820M	.49	TDA1520	1.08	TDA3083	1.39	TDA7350	5.10	2SA1013	.33	2SC1213AC	.25
TIP112H	.82	AN7181NFP	3.69	CD4068	9.97	LM317T	1.22	STK5484	2.80	TBA831	.79	TDA1525a	2.43	TDA3190	.98	DOA8115	2.12	2SA1015GR	.10	2SC1318	.28
TIP115	.78	AN717K	4.23	CD4069	10.47	LM324	1.59	STK5466	5.59	TBA840	2.21	TDA1516Q	3.78	TDA3190	1.16	DOA8138	2.78	2SA1020	.42	2SC1383	.31
TIP116	.65	AN7173K	5.78	FR605	8.21	LM339N	.89	STK5471	4.79	TBA800	.49	TDA1517	2.70	TDA3410	1.49	DOA8170	1.94	2SA1020	.42	2SC1473	.20
TIP117	.76	AN7176	2.59	MJE295ET	.83	LM358	.89	STK5472	4.79	TBA800	.49	TDA1517	2.70	TDA3420	1.96	DOA8170	1.94	2SA1020	.42	2SC1473	.20
TIP120	.67	AN7205	.52	MJE340	.48	LM380N	1.46	STK5473	3.47	TBA820M	.49	TDA1519	3.98	TDA3510	3.48	DOA8173	2.96	2SA1048	.18	2SC1875	.45
TIP122	.67	AN83875	5.98	HA1123S	1.89	LM386N	.53	STK5481	1.98	TBA820M	.49	TDA1521	3.12	TDA3541	1.84	DOA8175	4.12	2SA1110	.58	2SC1828	.97
TIP125	.69	BA5406	2.04	HA11423	2.79	LM393N	1.12	STK6962	2.56	TCA900	.75	TDA1524A	1.72	TDA3561	4.47	DOA8196	1.68	2SA1296	.67	2SC1947	4.80
TIP126	.67	BA5410	2.48	HA13001	2.39	LM3900N	5.46	STK7308	5.84	TCA910	1.00	TDA1543	2.96	TDA3561A	4.40	DOA8380	2.50	2SA1301	1.23	2SC1959	.28
TIP127	.56	BA6109	1.79	HA13008	18.41	M51320P	7.86	STK7348	4.84	TDA1001A	2.97	TDA1596	2.99	TDA3562A	3.82	DOA8443	3.85	2SA1352	.51	2SC1969	2.46
TIP130	.55	BA8209	1.38	HA13106	3.47	M56732L	4.87	STR4211	10.22	TDA1001B	1.98	TDA1670a	2.70	TDA3562A	3.82	DOA8443	3.85	2SA1489	2.35	2SC2001	.26
TIP131	.80	BA8209	1.21	HA13117	2.49	M58655P	4.85	STR59041	5.79	TDA1002	1.99	TDA1675a	3.85	TDA3562ZTFK	3.78	DOA8702	3.99	2SA1522	.16	2SC2060	.58
TIP132	.86	BA8219B	2.39	HA13118	1.78	MC13002P	7.78	T-9064	1.48	TDA1002a	1.98	TDA1904	1.99	TDA3564	3.20	DOA8463	3.99	2SA1522	.16	2SC2060	.58
TIP137	.56	BA8222	3.09	HA13119	1.89	MC1391P	6.50	TA7205AP	1.59	TDA1003A	3.43	TDA1905	2.99	TDA3564ZTFK	3.78	DOA8702	3.99	2SA1522	.16	2SC2060	.58
TIP129	.76	BA8225	2.29	HA13177	1.98	MC1489	3.98	TA7222AP	1.79	TDA1005a	2.21	TDA1906A	1.49	TDA3564	3.20	DOA8463	3.99	2SA1522	.16	2SC2060	.58
TIP23C	.86	BA2447	1.89	HA1392	2.88	MPSL01	1.42	TA7223P	1.88	TDA1010A	1.49	TDA1910	1.25	TDA3640	5.80	TEA2018	1.65	2SA673	.11	2SC2078	.46
TIP29E	.55	BA719	1.02	HA17808	3.98	MPSL51	2.34	TA7240	2.68	TDA1012	1.99	TDA1940F	9.46	TDA3651	2.41	TEA2025H	1.47	2SA684	.30	2SC2166	1.47
TIP30	.65	BCY70	1.46	HA1338SP-3	7.44	NE555	.19	TA7250BP	4.35	TDA1013b	2.47	TDA1950	1.76	TDA3652A+B	3.79	TEA2031A	3.27	2SA715	.49	2SD1545SUB	15.46
TIP30S5	.82	BD243C	.81	KA1222	2.98	NE556N	.42	TA7251	4.49	TDA1020	1.88	TDA2002h	1.88	TDA3654	1.29	TEA2164	2.85	2SA726	.88	2SD1546	8.21
TIP30A	.88	BU205	.99	KA2212	.78	NE592	1.88	TA7270P	1.48	TDA1022	7.25	TDA2003H+V	1.85	TDA3771	4.50	TEA2261	2.99	2SA733	.16	2SK1023	11.96

NOT LISTED CALL US

All prices plus £1 post/packing + 17.5% VAT to the total minimum order £5. Prices and stock may change without notice due to worldwide availability

\*\*Expert Service \*\*All Quality New Components \*\*8.00am-5.15 Mon-Fri\*\*

Stock items by return

Tel/Fax: 01922 613654

Mail order specialists

## A Z ELECTRICS

18 BROOKWOOD ROAD, SOUTHFIELDS, LONDON, SW18 5BP

Telephone: (0181) 877 3492 Fax: (0181) 877 3518

NEAREST TUBE STATION SOUTHFIELDS

Stock items despatched by return

### VIDEO HEADS

Prices start from £7.50!

Hundreds of makes and models from Akai to Toshiba - Please Telephone!

### VIDEO SERVICE SPARES

BACK TENSION BANDS! BELT KITS! IDLER ASSEMBLIES AND CLUTCHES! PINCH ROLLERS! VIDEO SERVICE KITS! VIDEO MOTORS!

Please do not hesitate to call or telephone

### TRIPLERS

Universal Tripler	£6.20
Universal Tripler with Focus Unit	£9.50
Decca 120/130 Series	£8.50
Grundig Triplers	POA

### REPAIR KITS - TV/SATELLITE/VIDEO

AKAI - Power Board VS22, 23 etc	£29.00
AMSTRAD - PSU Kit PRD500, 510 Satellite	£7.00
FERGUSON - PSU Kit Video (Thomson)	£7.00
ITT - Pico 1/1A	£11.00
PHILIPS - PSU Kit Anubis "A"	£8.50
PSU Kit G110 Chassis	£12.00
PSU Kit G90AE/G90B Chassis	£11.00
PSU Kit Philips Video	£9.00
PACE - PSU Kit PRD800, 900, 8000, 9000 series	£7.00
PANASONIC - G Deck Repair Kit	£14.00

\*\* A WIDE RANGE OF VIDEO SERVICE KITS AVAILABLE

# TV TUBES

VIDEOCOLOR	PHILIPS
HITACHI	SONY
TOMPSON	NOKIA
TOSHIBA	SAMSUNG
PANASONIC	ORION
SHARP	MITSUBISHI
BEON	CHUNGHWA
ITT	ETC

The largest manufacturer of re-gunned tubes in the UK

Thousands of new and re-gunned tubes in stock covering over 200 types

Suppliers to major users in the UK and Overseas

First class reputation for quality and service

Fast Delivery

BSI Approved

**VISTA – THE TUBE EXPERTS**

**vista**  
**electronics**

FOR CUSTOMER CARE AND SERVICE CALL

TUBES: 01429 837100

COMPONENTS: 01429 838057

FAX: 01429 837101



Vista Electronics Ltd

Unit 1B, Wingate Grange Industrial Estate, Wingate, Co.Durham, TS28 5AH.

# TUBES

Get those portable T.Vs ready for the Christmas market.

10" Tube to fit Hinari, Samsung, Nikkai £29

14" wide-necked tube to fit most makes £29

14" narrow neck tube £39

16" narrow neck tube £25

16" wide neck tube £19

We have a vast range of **FIRST CLASS RE-GUNNED TUBES** for domestic televisions. (Your original tube may be required in advance).

We stock a huge range of **EX-EQUIPMENT TUBES** reclaimed from new or used sets

WANTED the following T.Vs with faulty tubes:-

Large screen – any make

Sony 21" FST

Ferguson 21" FST 51K7



Carriage and VAT extra



## EXPRESS TV

The Mill, Mill Lane,

RUGELEY, Staffs WS15 2JW

Tel: 01889-577600

Fax: 01889-575600

# WILTSGROVE LTD

28-29 RIVER STREET, DIGBETH, BIRMINGHAM, B5 5SA


## YOUR FIRST CHOICE FOR QUALITY SPARES

AIWA  
AKAI  
AMSTRAD  
BLAUPUNKT  
DECCA  
FERGUSON  
FIDELITY  
FINLUX  
FISHER  
FUNAI  
GOLDSTAR  
GOODMANS  
GRUNDIG  
HINARI  
HITACHI  
ITT  
JVC  
LOEWE  
MATSUI



MITSUBISHI  
NEC  
NORDMENDE  
ORION  
OSAKI  
PANASONIC  
PHILIPS  
SABA  
SALORA  
SAMSUNG  
SANYO  
SELECO  
SENTRA  
SHARP  
SONY  
TATUNG  
TELEFUNKEN  
THORN  
TOSHIBA

**YOUR MAIN SUPPLIER FOR GRADED AND EX-RENTAL TVs + VIDEOS  
+ MIDI SYSTEMS. UNTESTED STOCK AVAILABLE.  
CALL NOW FOR UNBEATABLE OFFERS.**



**12 WORKING MIXED T.Vs BASIC,  
REMOTE CONTROL, TEXT**

**MIXED NON THORN  
SLIM VIDEOS**



NOW IN STOCK RANGE OF  
KAMASA TOOLS & CCTV PRODUCTS



**TEL: 0121 772 2733 FAX: 0121 766 6100**

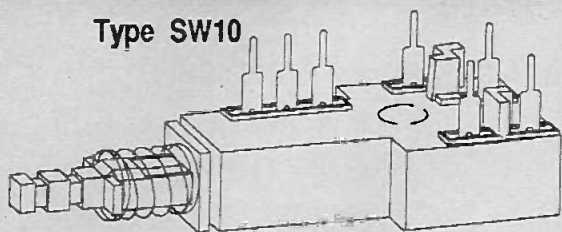
# IRWIN ELECTRONICS

UNIT 200 ALBYN COMPLEX, BURTON ROAD, SHEFFIELD S3 8BX  
 TEL: 0114 273 9622 FAX: 0114 275 9909

## CHANGE THE SWITCH !

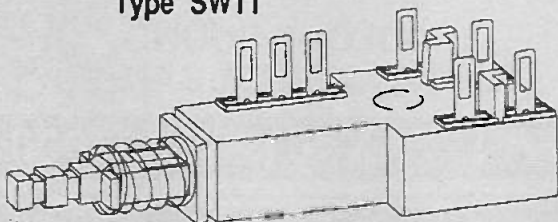
TRANSFER THE EXISTING BRACKET !

Type SW10



SUITABLE FOR USE IN.....  
 AKAI...GOLDSTAR...GRUNDIG...ITT...PHILIPS...  
 SAISHO & SALORA !  
 WILL REPLACE SWITCH TYPES SHOWN IN  
 OUR CATALOGUE AS..MS46..64...80..101..102..128

Type SW11



SUITABLE FOR USE IN.....  
 GOLDSTAR...GRUNDIG...HITACHI...SAISHO...  
 SALORA & SANYO !  
 WILL REPLACE SWITCH TYPES SHOWN IN OUR  
 CATALOGUE AS..MS37...40...52..73..76..77..78..92.103..125

**1.85 each      4.95 pk. of 3**

## SATELLITE PSU MOD KITS

### AMSTRAD

**SRD500**

CONTENTS : R1...R2...R3...R9...D1...D8...C5...Q1...IC1

**MODK20....3.95**

**SRD510/520**

CONTENTS : FUSE TR600...IC600...D607...R602...R603  
 R604...R608...R609...R610...C611  
 C612...C615

**MODK21....4.45**

### PACE

**PRD800 SERIES PSR800 & 900 SERIES**

CONTENTS: .....1A Q/B FUSE...FUSE LABEL...R1...R2  
 R8.... R14...C7 ... C8...Q1...U1...D11

**MODK23....4.75**

**MRD920 SS9000 SERIES SS9200 SERIES..**

CONTENTS.....Q1...U23...R12...R13...T1A...D6...C9...C11

**MODK22A..3.65**

CONTENTS.....Q1...U23...R12...R13...T1A...D6  
 C9...C11...C29...C128...C200...C416

**MODK22....4.75**

## BACK UP BATTERIES

**2V4**

**1.65.....EACH**  
 14.50.....pk. of 10

**1V2**

**0.95..Each**  
 8.50.....pack of 10

## PACE

### SWITCH MODE TRANSFORMER

MRD920/SS9000/9200.

**SMT1...7.45**

### TUNER

MRD920/SS9000/9200

**STT1...27.50**

**ORDERING :**  
 GOODS ARE SUPPLIED  
 TO TRADE ENGINEERS  
 ONLY.

**PRICES :**  
 PLEASE ADD V.A.T. AT  
 STANDARD RATE.  
 ORDERS UNDER £15.00  
 PLEASE ADD £0.95 P & P.  
 AND THEN ADD V.A.T.


ORDER BEFORE 4.30pm FOR  
 SAME DAY DESPATCH

**ACCESS/VISA/SWITCH**

V.A.T. REG. NO. 127-2207-01



**CentreVision**



Suppliers of Surplus TVs to the Trade  
CENTREVISION HOUSE · SLOPER ROAD · LECKWITH  
CARDIFF · CF1 8AB  
TELEPHONE: 01222 344754

**Make Money this Xmas  
Visit CentreVision**

**Over 50 FST working on display**

**100s in stock**

**FST Remote from £50.00**

**FST Text from £55.00**

**Philips, Salora, Thorn, Toshiba,  
ITT, Finlandia, Grundig**

**Philips Wastline machine  
working £80.00**

**Phone:**

**01222 344754**



# NORTHERN IRELAND

**EX RENTAL T.V.s and VIDEO**

AVAILABLE : ★ REFURBISHED

★ WORKING

★ OFF THE PILE

★ DIRECT FROM SOURCE

DISCOUNTS FOR PURCHASES OVER £1000

NEW REMOTE CONTROLS FROM £5 – £7

ALSO WHITE GOODS AVAILABLE

EXPORT ENQUIRIES WELCOME

**COLOUR SOUND**

**66 HIGH STREET, BANGOR**

**TEL/FAX: 01247 453000**

## MANUFACTURERS 'B' GRADED STOCK

**Televisions, Videos  
Audio, Music Centres  
Microwave Ovens**

Complete, reboxed, working  
Current model stock

**Turner Lyons Enterprises Ltd  
9 Howard Place,  
Shelton  
Stoke on Trent ST1 4NN**

*Phone David*

**01782 285416**

# SEME Ltd



SERVICE SPARES for the ELECTRONICS TRADE



Quality & Service

## Coming Soon!

**THE NEW**

**1995/ 96 Trade Catalogue**



*with more....*

- ✓ Make/ Model listings
- ✓ Exploded View diagrams
- ✓ Line Output Transformers
- ✓ Remote Controls
- ✓ Satellite Spares
- ✓ Semiconductors

*and much more.....*

Order your **FREE** copy by contacting us  
on

**01664 481818**

## TELEPLACE SCOTLAND

### TV & VIDEO WHOLESALE

LARGE QUANTITY OF EX RENTAL STOCK ALWAYS AVAILABLE

GRADED TV & VIDEO - MAJOR BRANDS

8, COLOUHOUN PARK, HILLINGTON IND ESTATE GLASGOW G52 1XX

**0141 - 883 - 2610**

## STARVISION

SUPPLIERS OF HIGH QUALITY EX RENTAL - EX DISPLAY TV & VIDEO

ALL SETS ARE FULLY SERVICED WITH REMOTE CONTROLS AND ARE READY FOR RETAIL SALE

MOST POPULAR MAKES ALWAYS IN STOCK AT PRICES THAT WON'T SHOCK

ALL PRICES INCLUDE V.A.T. NO MINIMUM QUANTITY

RING TODAY FOR LATEST PRICES TELEPHONE

0121 502 3016 - 0121 505 1033

STARVISION  
UNIT A, BRUNSWICK PARK ROAD  
WEDNESBURY, WEST MIDLANDS  
WS10 9QR

### AERIALS

FOR TV & FM RADIO, PLUS 1000's OF MASTS, BRACKETS, LASHING KITS, CLAMPS, PLUGS, CABLES, OUTLETS, DIPLEXERS ETC

### AMPLIFIERS

FOR DISTRIBUTION SYSTEMS AND DOMESTIC, MAST HEAD OR SET BACK. WE HAVE ONE OF THE LARGEST RANGES, AVAILABLE FROM STOCK

### MAIN DISTRIBUTORS

FOR ANTIFERENCE, LABGEAR, WOLSEY, FRINGE, IKUZI, MAXVIEW, VOLEX-RAYDEX, KUBLER + MANY MORE

## COASTAL

### AERIAL SUPPLIES

UNIT X2, Rudford Industrial Estate, Ford, Arundel

**01903 723726**

NO MINIMUM ORDER VALUE  
NEXT DAY DELIVERY ACROSS UK  
CARRIAGE FREE ON ORDERS £250+



## A.T.V.

EAST ANGLIA'S PREMIER WHOLESALER

FULL RANGE OF EX-RENTAL TV AND VCR

PORTABLES \* FASTEXT F.S.T. \* SLIMLINE VCR

ALL TOP QUALITY WORKING STOCK  
CURRENTLY STOCKING UNITS OF: FERGUSON THORN, TOSHIBA, PHILIPS, SANYO, HITACHI, AND MANY MORE

**CALL TODAY**

For personal and professional service

that is second to none.

Providing superb stock at astounding prices !!

STOCK ARRIVING REGULARLY

Tel/  
Fax: **01362 691611**

Monday to Friday, 10am to 5pm  
24hr Ansaphone

Next day Nationwide Delivery and Direct loads



Unit 4,  
Brecklands Business Centre,  
Tavern Lane, East Dereham,  
Norfolk NR19 1PX

# C.T.V.

UNIT 5, THE PHOENIX BUILDING, RUSHOCK  
TRADING ESTATE, DROITWICH ROAD,  
DROITWICH WR9 0NR  
TELEPHONE: 01299-251522  
0836-585829/0850 486144 (24HR)

**SUPPLIERS OF HIGH QUALITY  
EX-RENTAL TELEVISIONS AND VIDEOS  
LARGE STOCKS ALWAYS AVAILABLE  
ALL AT COMPETITIVE PRICES**

Also available: 'B' Grade Products,  
**Satellite Receivers  
Complete Range of Hand Sets  
EXPORT ENQUIRIES WELCOME**

**OPEN: MON-FRI - 9.30-5.30**

**TEL:**

01299-251522

0836-585829/0850-486147 (24HR)

Fax: 01299-251543

**APPROVED  
TELEPRICE  
DISTRIBUTOR**

# HST

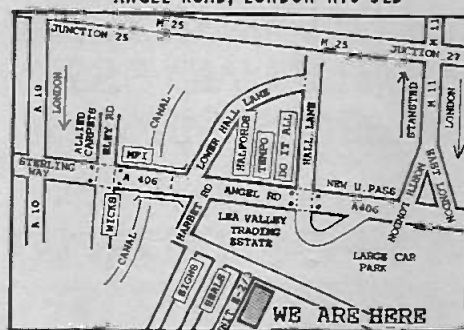
**DISTRIBUTORS  
LONDON**

Suppliers of high quality  
**THORN EX-RENTAL STOCK**  
*Direct from source*

**PHONE FOR DELIVERY DAYS ON**

**0181 803 0505**

UNIT E2/3, Stonehill Business Park, Lea Valley Trading Estate,  
ANGEL ROAD, LONDON N18 3LD



## CENTRAL TV WHOLESALE DISTRIBUTOR LTD

Large selection  
of FST TVs  
from £45

Thorn TX9, TX10 TX100  
FST only.  
Please ring now for best prices

Direct loads  
from source.  
Ring now

For best deals on  
Dorics Mk4, MK4a Basics.  
Ring now

Working videos  
now from  
only £30.00

Graded TVs  
and Videos.  
P.O.A.

Phillips K35  
K40 Teletext TVs  
from £40 working

For all export enquiries.  
TV and Videos call our  
Birmingham Office now

Working portables  
from only  
£35.00

Ex Rental Satellites - £5.00

Ferguson Surround Sound Speakers Type 51LS - P.O.A.

Attention All Bulk Buyers

If you are in Business of disposing large quantities of TVs and Videos - Ring Now

## CENTRAL TV WHOLESALE DISTRIBUTION LTD

Birmingham contact: Mick  
369 Stratford Road, Sparkhill, Birmingham B11  
Tel: 0121-772 1591  
Fax: 0121-766 6383

London contact: Joshi  
Eley Estate, Nobel Road, Edmonton N18  
Tel: 0181-807 4090  
Fax: 0181-884 1314



**CAMPION  
WHOLESALE LTD.**

**QUALITY USED  
TV & VIDEO**

**COMPLETE RANGE OF TV'S AND  
VIDEOS MOST MAKES AND  
MODELS AVAILABLE**

**STOCK ARRIVING DAILY**  
TV's from £3.00 · Videos from £18.00  
Prices Ex-VAT

Free Delivery Service to most areas of the UK

**UNIT 75, BARRACKS ROAD,  
SANDY LANE INDUSTRIAL ESTATE,  
STOURPORT-ON-SEVERN,  
WORCESTERSHIRE DY13 9QB**  
Just 10 Mins from M5 Junct. 6 Worcs North

**UK'S LARGEST EXPORT  
WHOLESALE. CONVERSIONS  
TO MOST COUNTRIES**

**01299-879642 (3 lines)**  
**FAX: 01299 827984**

**REPO WHOLESALE**

**DAISY WORKS, 345 STOCKPORT ROAD  
LONGSIGHT, MANCHESTER M13 0LF**  
**0161-273-2854/274-3409/Fax 273-4486**

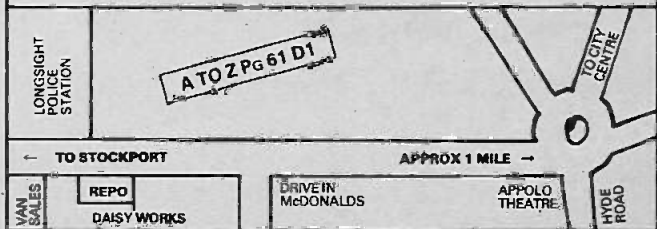
**TOP QUALITY  
CLEAN WORKING FST**

**GOOD QUALITY "TOP RANGE"  
WORKING VIDEOS**

**COMPETITIVE PRICES**

★ **REGULAR SUPPLIES** ★  
PLEASE PHONE FOR CURRENT STOCK POSITION  
★ **NEW HANDSETS IN STOCK** ★  
*No order too small – If you are new to the  
business call in and let us help you*

CHEQUE/CASH/ACCESS/MSA/AMEX ETC.



**EAST LONDON  
WHOLESALE CENTRE**

NEW TO LONDON!

**EX-RENTAL COLOUR  
TV'S AND VIDEO  
RECORDERS**

Tel: 0171 538 0306

OPEN  
MONDAY TO FRIDAY 9 am to 5.30 pm  
SATURDAY 9 am to 1 pm



**WORKING COLOUR  
TELEVISIONS**

- ◆ BASIC FROM £14
- ◆ REMOTE CONTROL FROM £25
- ◆ TELETEXT FROM £35

**WORKING VHS VIDEO  
RECORDERS**

- ◆ TOP LOADING FROM £35
- ◆ FRONT LOADING FROM £45



**WHY NOT COME TO SEE US AT  
UNIT 16, BOW ENTERPRISE PARK, CRANWELL CLOSE  
BOW, LONDON E3 3 QY**

**Large stock of B Grade T/Vs**  
**Top Brand Names Boxed & Working**  
**20" R/C £99**  
**Portables £89**  
**25" Fastext £225**  
**Videos from £99**

**THIS MONTH'S SPECIAL**

**21" Ferguson R/C FST – Working £49**  
**C/D Radio Cassettes – Working £29**

**EX RENTAL TVs**

Direct from source. Untouched  
Basic TVs £5, £10 and £15, R/C £20  
Teletext £30. Videos from £25

**Mini Micro Systems with CD**  
**from £25 various makes.**  
**Hi-fi Midi System from**  
**£12 Boxed.**

**Stereo Radio Cassettes. Boxed £10.**

**W TREE WAREHOUSE**  
**UNIT 1, SUNSHINE MILLS, WORTLEY RD, LEEDS 12**  
**TEL: 0113 2638804 FAX: 0113 2310275**



TV & VIDEO WHOLESALERS

LTD

# THE **BIG** COMPANY WITH THE **BEST** PRICES

TOP QUALITY  
GRADED VIDEOS  
**NOW**  
IN STOCK!

EXCLUSIVE DEAL  
WITH SATELLITE SUPPLIER!  
WE NOW HAVE A LARGE QUANTITY  
OF SATELLITES.

PACE MSS1000. PACE MSS 500. PACE MSS 200

PACE 800 PLUS

PACE 800

AMSTRAD 510

GRUNDIG IRD 2000

REGULAR STOCK SUPPLY FORTHCOMING

**NEW WAREHOUSE – NOW OPEN**  
Unit 20, 5C Business Centre, Concorde Drive,  
Clevedon, Avon, BS21 6UH  
Tel: 01275 341789

**RING THE MANAGER FOR THE BEST OPENING OFFERS**

#### **PRESTON**

UNIT 439, OAKSHOTT PLACE  
WALTON SUMMIT IND. EST.  
PRESTON PR5 8AU  
TEL: 01772 312101

#### **BIRMINGHAM**

208 BROMFORD LANE  
ERDINGTON  
BIRMINGHAM B24 8DL  
TEL: 0121-327 3273 FAX: 0121-322 2011

#### **LONDON**

UNIT 2, THE ROYAL LONDON EST.  
29/35 NORTH ACTON ROAD  
LONDON NW10 6PE  
TEL: 0181-961 5005

# COLOURTRADE

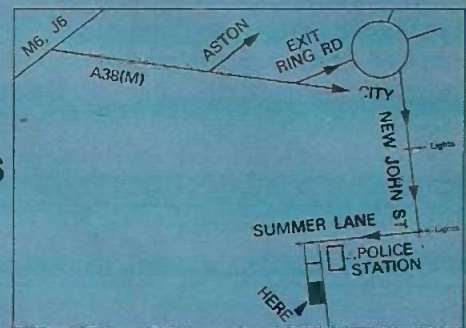
ESTABLISHED 1973 - WHOLESALE ONLY

## NEW 'B' GRADE

Major Brands ONLY TV's - Video - Audio.  
Microwaves, Satellite Receivers, Decoders  
COMPLETE BOXED - WITH STAND - HANDSET - BOOK ETC  
MINT LATEST NICAM FASTEXT F.S.T.

## FERGUSON

FULL RANGE - ALL CURRENT MODELS OF TV-VIDEO IN STOCK  
No minimum quantity



NATION-WIDE NEXT DAY DELIVERY SERVICE - VISITORS BY APPOINTMENT

**Phone 0121-359 7020**

**FAX 0121-359 6344**

221-222 BRIDGE ST WEST, HOCKLEY,  
BIRMINGHAM B19 2HU - JUST OFF M6-J6



### RENTAL FINANCE

Expand your CTV and VCR rental business with no capital outlay and increase your profitability.

Broughfame has the solution and their rental finance plan will provide facilities from £2,500 upwards.

For further details ring or write to Bob Wickham at the address below:

#### **BROUGHFAME LIMITED**

115A ST JOHN'S HILL  
SEVENOAKS  
KENT TN13 3PE

Telephone: (0732) 743400

Fax: (0732) 743335

### **C.T.V. (NORTH EAST)**

**9A/B, 94 Carrmere Road  
Leechmere Ind. Est.  
Sunderland SR2 9TE**

No. 1 in the North East for all makes and models of high quality ex-rental televisions and video recorders at very competitive prices

**Now Open  
Saturday morning  
by APPOINTMENT ONLY**

**Tel: 0191-523 5554**

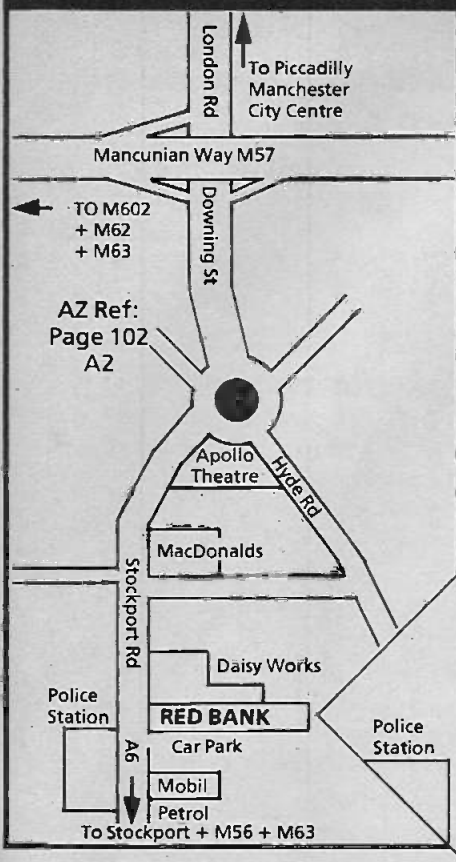
**Fax: 0191-523 8035**

**Export Enquiries Welcome.**

**Also supplying Yorkshire  
Tel: 0114-250 7600  
and ask for Ian**



# RED BANK



MANCHESTER'S No. 1 WHOLESALER

## HAS MOVED!!

**BIGGER PREMISES, MORE CHOICE**

**WORKING TELETEXT FROM £25**

Televisions from £5. Videos from £25

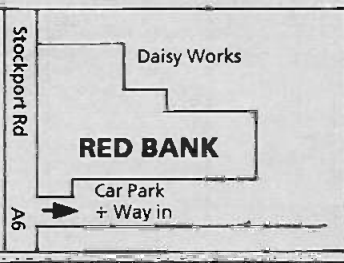
Portables from £30, FST from £40

**ALL STOCK SOLD WORKING**

New Hand Sets from £6

Open Mon to Sat 10am till 5pm

CHEQUE — ACCESS — VISA — SWITCH



**345 Stockport Road  
Ground Floor  
South Area  
Daisy Works  
Longsight  
Manchester**

Phone: 0161 273 8343  
Fax: 0161 834 6368  
Prices subject to VAT

# TELEPRICE

LIMITED

**Leaders in the supply of:**

Ex-rental, End-of-line, Customer returns and Surplus stocks of Televisions, Video and Audio Equipment, and Domestic Washing Machines, Dryers, Refrigerators, etc.

**to the Trade**

Contact your nearest Area Manager for latest prices:

Area	Contact:	Mobile:	Fax/Tel:
South East	Colin Gordon	0374 738701	01227 741312
South West	Tony Lewis	0374 732784	01291 425018
North/N.I.	Ian McClelland	0831 597331	01244 400602

Head Office: Baird House, Arlington Business Park, Theale, Reading, Berks RG7 4SA.

Tel: 01734 309933 Fax: 01734 309934

## Radio Engineer's Pocket Book

by John Davies, 240pp, hardback

Order - ISBN 0 7506 1738 1  
Price £12 99

Contains: Propagation; decibel scale; transmission lines; antennas; resonant circuits; oscillators; piezo-electric devices; bandwidth requirements and modulation; frequency planning; radio equipment; Microwave communications; information privacy and encryption; multiplexing; speech digitisation and synthesis; vhf and uhf mobile communication; signalling; channel occupancy, availability and trunking; mobile radio systems; base station management; instrumentation; Batteries; satellite communications; connectors and interfaces; broadcasting; abbreviations and symbols; tables and data; glossary

Covers all aspects of radio and communications engineering from very low frequencies to microwaves, with particular emphasis on mobile communications. Wave principles and the decibel scale, instrumentation and power supplies, equipment types and encryption methods, connectors and interfaces, are all included in this book.


## Servicing Video Cassette Recorders

by Steve Beeching, 250pp, hardback

Order - ISBN 0 7506 0935 4  
Price £25 00

Contains: Vcr systems; azimuth tilt; Frequency modulation; servomechanisms; colour systems; systems control; long play; VHS-C & camcorders; a-v sockets.

Covers Written for students and people involved with vcr servicing, this book is an invaluable guide and reference covering all aspects of modern vcrs. Contains new material on basic magnetic theory to C&G 224.



## Servicing Personal Computers

by Michael Tooley, 304pp, hardback

Order - ISBN 0 7506 1757 8  
Price £25.00

Contains: Microcomputer systems; test equipment; fault diagnosis; tape and disk drives; printers and monitors; servicing IBM pc compatibles and 68000-based computers.

Covers: this completely rewritten fourth edition still covers the whole range of microcomputer equipment but now also

includes a guide to developments and trends such as the new generation of diagnostic software - code included in the book - and applications such as serial communication, and memory and hard disk management..

## Build Your Own PC

by Ian Sinclair, 256pp, paperback

Order - ISBN 0 7506 2006 4  
Price £16 95

Contains: Assembly from scratch - mainly for masochists; fundamentals and buying guide; case, motherboard and keyboard; disk-drive details; Improvers and modifiers for graphics and i/o; DOS operation and hints; Windows; connecting printers; glossary.

Covers Building your own pc from scratch or from modules. Written at a level suitable for beginners and those with experience of computers or electronics. In addition, this work provides a useful guide for anyone wanting to save money by upgrading their pc themselves.

## EMC for Product Designers

by Tim Williams, 304pp, hardback

Order - ISBN 0 7506 1264 9,  
Price £25 00

Contains: What is EMC? standards; EMC measurements; Interference coupling mechanisms; circuits; layout and grounding; interfaces; filtering and shielding.

Covers: 'This book is likely to become essential reading for those designing electronic products for the European market,' according to *New Electronics*. Widely regarded as the standard text on EMC, providing all the information needed to meet requirements of the EMC Directive.

## Servicing Audio and Hi-Fi Equipment

by Nick Beer, 304pp, hardback

Order - 0 7506 2117 6  
Price £25 00

Contents: Introduction; tools and test equipment; radio receivers; amplifiers; power supply circuits; portable audio; cassette deck mechanics; cassette electronics; turntables; system control; motors and servo circuits; compact disc; mini disc; digital audio tape; digital compact cassette; speakers, headphones and microphones; repair techniques, addresses.

As a bench-side companion and guide, this work has no equal. Its purpose is to ease and speed up the processes of fault diagnosis, repair and testing of all classes of home audio equipment: receivers, amplifiers, recorders and playback machines.

## Troubleshooting Analog Circuits

Robert A Pease, 217pp, paperback

Order - 0 7506 9499 8  
Price £17 95

Contents: Introduction; Troubleshooting linear circuits - the beginning; choosing the right equipment; getting down to the component level; solving capacitor-based troubles; preventing material and assembly problems; solving active-component problems; identifying transistor troubles; operational amplifiers - the supreme activators; quashing spurious oscillations; the analog-digital boundary; troubleshooting charts.

Bob Pease is one of the legends of analog design. Based on his popular series in *EDN Magazine*, the book contains advice on using simple equipment to troubleshoot.

Numerous tables summarising troubleshooting approaches are included. Shows where problems are likely to show up and how to positively identify them.

## Masts, Antennas and Service Planning

by Geoff Wiskin, 256pp, hardback

Order - ISBN 0 240 51336 3,  
Price £49 50

Contains: Antennas; antenna support structures; service planning.

Covers: All aspects of information conveyance via radio-wave transmission. Invaluable to anyone planning for broadcast and mobile-radio coverage, or designing, installing and maintaining antenna systems

## Audio Engineer's Reference Book

by Michael Talbot-Smith, 600pp, hardback

Order - 0 7506 0386 0  
Price £60 00

Contents: Basic principles; acoustics and acoustic devices; recording and reproduction; digital equipment; studios and their facilities; distribution and audio signals; miscellaneous topics.

Readable, fully comprehensive book written by acknowledged experts in audio engineering. Provides authoritative accounts and explanations of almost all aspects of audio engineering and technology.


## TV & Video Engineer's Reference Book

by Boris Twonsend, 876pp, paperback

Order - ISBN 0 7506 1953 8  
Price £40 00

Contains: Materials; components and construction; colour tv fundamentals; broadcast transmission; distributing broadband; DBS; tv studios; mobile and portable equipment; tv sound; tv receivers; servicing tvs; video recorders; teletext etc; HDTV; other applications of tv; performance measurements.

Covers Information on every aspect of modern broadcast technology. Of value to all practicing engineers and managers involved with broadcast, cable and satellite services.



**Return to Jackie Lowe, Room L333, Quadrant House, The Quadrant, Sutton, Surrey, SM2 5AS**

Please supply the following titles:

Qty	Title or ISBN	Price

PLEASE ADD FOR POSTAGE £2.50 UK £5.00

Europe £7.50 Rest of World

Total \_\_\_\_\_

Name \_\_\_\_\_

Address \_\_\_\_\_

Postcode \_\_\_\_\_ Telephone \_\_\_\_\_

Method of payment (please circle)


Access/Mastercard/Visa/Cheque/PO

**Cheques should be made payable to Reed Business Publishing**

Credit card no \_\_\_\_\_

Card expiry date \_\_\_\_\_

Signed \_\_\_\_\_



# TELEVISION CLASSIFIED

No other consumer magazine in the country can reach so effectively those readers who are wholly engaged in the television and affiliated electronic industries. They have a need to know of your products and services.

The prepaid rate for semi display setting is £13.50 per single column centimetre (minimum 4 cm). Classified advertisements £2.00 per word (minimum 20 words), box number £22.00 extra. All prices plus 17½% VAT. All cheques, postal orders etc., to be made payable to Reed Business Publishing. Advertisements, together with remittance, should be sent to The Television Classified, 11th Floor, Quadrant House, The Quadrant, Sutton, Surrey SM2 5AS.



PHONE 0181-652 8339 FAX 0181-652 8931



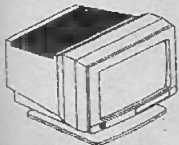
# SERVICE MANUALS & TECHNICAL BOOKS

A SELECTION FROM OUR RANGE OF TECHNICAL BOOKS

- Television Chassis Guide. MP18. £6.50.
- Television Equivalents. MP150. £6.50.
- Fault Lists for Televisions. MP205. £8.50.
- Television Remote Control Circuits. MP167. £11.50.
- Video Recorder Beginners Fault Guide. MP5. £3.50.
- Switch Mode TDA4600 Power Supplies. MP37. £6.50.
- Teletext Repair Guide. MP38. £7.50.

We have the largest range of Service Information and Technical Data obtainable anywhere. For Televisions, Video Recorders, Test Equipment, Computer Monitors, Vintage Wireless, Domestic Equipment etc etc.

In fact practically anything electronic. Originals or Photostats as available.



**THIS MONTHS NEW RELEASE**

Also available. Our catalogue detailing Hundreds of Technical Books and Repair Guides. Return coupon for your FREE copy.

Now Available. Full Index on PC Disc of our Service Manuals available. £3.50 with FREE updates.

## COMPUTER MONITOR CIRCUITS

A Giant Compilation of Monitor Circuits and Associated Servicing Information for a vast range from manufacturers such as Amstrad, Acorn, AOC, Atari, Barco, Commodore, Compaq, Electrohome, Epson, Goldstar, Hitachi, Hantarex, IBM, Mitsubishi, Microvitec, Mitac, Olivetti, NEC, Panasonic, Philips, Sony, Samsung, Taxan, Thompson, Wyse, Zenith, Normal Price £44.95. Order now for just £39.95 plus £2.94 p/p. Order MP-286.

### MAURITRON TECHNICAL SERVICES (TV)



8 Cherry Tree Road, Chinnor, Oxfordshire, OX9 4QY

Tel:- 01844-351694. Fax:- 01844 352554.



Please forward your latest catalogue for which I enclose 2 x 1st Class Stamps. or £3.50 for the Technical Books Catalogue plus Manuals Index on PC Disc(s).

NAME \_\_\_\_\_

ADDRESS \_\_\_\_\_

POSTCODE \_\_\_\_\_ You may pay by Cheque, PO or Visa, Access, Delta, Electron, JCB, Mastercard, Eurocard etc

EXPIRES \_\_\_\_\_ SIGNATURE \_\_\_\_\_

## SERVICE MANUALS

Thousands of different models available For most U.K. European, Far East & USA makes

Prices (Stock Items):-

- VCR - £13.00
- CTV - £8.00
- MTV - £6.00

Other items, prices on request P/P etc. (any quantity) add £2.00 Do not add any VAT

Cheque/PO with order only please.

### D-TEC

PO BOX 1171, FERNDOWN, DORSET BH22 9YG

Tel: 01202 870656

### Davenham Satellite Systems

#### Satellite Receiver upgrades

- Pace PRD800/Grundig STR1 → 199 chans
- Pace SS9000/Ferguson SRV1 → 90 chans
- Pace PRD upgrade for Astra 1D

"Satellite Secrets Revealed" £19.95 256 pages of repair & installation tips



We Repair receivers/decoders.

Trade enquiries welcome (0589 355411)


We specialise in Satellite Accessories

Send for free catalogue NOW!

DAVENHAM SATELLITE SYSTEMS, 1 Firths Fields Davenham, Northwich, Cheshire CW9 9JB 01606 49085

email: david@davenham.u-net.com

# !TIMEWARP!



**ALL VCR & CTV MANUALS  
REDUCED TO 1990 PRICES  
THIS ISN'T A SALE, THIS IS  
A LONG-TERM REDUCTION  
Helping you to fight rising costs**

SERVICE MANUALS SERVICE SHEETS CIRCUITS FAULT GUIDES TECHNICAL BOOKS  
We Have the World's Largest Selection of

## SERVICE MANUALS

...Repair-Manuals-Circuits-Fault Guides Etc...  
SERVICE MANUALS SERVICE SHEETS CIRCUITS FAULT GUIDES TECHNICAL BOOKS

### CTV CIRCUIT COLLECTIONS

A3 SIZE / ALL POPULAR SETS / UPTO 1995

Alba	£22	Amst'd/Fid	£21	Baird/Ferg	£45
Decca	£22	GEC	£28	Goldstar	£12
Grundig	£38	Hinari	£14	Hitachi	£45
ITT	£22	JVC	£30	Mitsubishi	£38
Pansic	£30	Philips	£40	Sanyo	£28
Sharp	£14	Sony	£49	Toshiba	£38

### Top Selling Titles

**PRACTICAL TV / VCR REPAIRS** Buy, Sell, Service, Used CD's/VCR's/CTV's  
£16.95 Each / £30.00 for both £9.95 Each, or all for £25.00  
**Euro Scrambling Systems/Satellite Book** MICROWAVES: Energy & Ovens  
Only £32.00 Each / £62.00 for both Still only £12.95  
**Principals of CD/VHS Video Heads/CD Jig** VCR Servicing by Beeching  
Only £3.95 Each Still £25.00

### SPECIAL MANUAL OFFERS

**ANY 20 MANUALS FOR £200 (Inc p&p)**

All at once, or phone as you need them

OR

**JOIN THE STREE LIBRARY FOR £75**

(£20 yearly renewal) AND BUY ALL

**MANUALS FOR £10 EACH, OR SWAP AT**

**£5 A TIME (Add £2.50 p&p)**



**PHONE OUR HOTLINES ON:**

**(01698) 883334/884585 Fax: 884825**

**Technical Information Services**

**76 CHURCH ST, LARKHALL, LANARKS, ML9 1HE**

**SEND AN SAE FOR YOUR FREE QUOTE & CATALOGUE**

## PROFIT BOOSTERS

Efficiency in the busy workshop is more important than ever, increase your productivity with our latest range of **Technical publications**.

**FAULT INDEXES:** Edition 14 now available, Over 10,000 references listed in 12 years of Television. Covers TV, video, camcorder, satellite & CD. Thousands of copies sold worldwide - complete set £14.75.

**INDEXES ON DISK:** PC version 1.0 Now available. Covers 15 Years & over 12,000 references - Complete Program, Data & manual, A lot of information £17.50. Requires IBM PC or compatible, 8066 upwards, Mono, CGA, EGA, VGA. Please specify disk size (3.5 or 5.25 inch HD) when placing your order.

### OTHER TITLES AVAILABLE INCLUDE:

**KWIK TIPS TELEVISION** covering a wide range of makes, models & chassis. Contains over 2500 faults & solutions. ISBN 1 898394 00 8 First edition - £13.95.

**KWIK TIPS VIDEO** an excellent collection of over 2000 video faults & solutions. Highly recommended. ISBN 1 898394 01 6 First edition - £10.95.

Chassis & equivalent identification made easy with the **E.C.S. Television & video equivalents, TV model to chassis guide & camcorder equivalents**. A massive 4500 entries in 1 book. First edition - only £4.95.

**E. C. S.** 31, PRENTON ROAD WEST,  
PRENTON, BIRKENHEAD,  
MERSEYSIDE. L42 9PY.  
Technical publishing

Please add £1.75 P&P to total (Europe £2.75, f.o.w. please enquire).

## Security Coded Car Radios

*C.D.H. Electronics are able to decode absolutely any radio on the market. We can also decode the latest Ford 2006 late 1994 models fitted with a Texas Instruments microprocessor. We are in the forefront of technology and are in a position to supply software to decode all known radios. All of our software is written by C.D.H. Electronics, the information is not bought from ex-colleagues of ours. Our software packages start from £275 and any other models may be added at a later date if required. Please phone now for a FREE demonstration disk or if preferred a FREE on-site demonstration with no obligation. Nearly all Blaupunkt radios may be decoded just by quoting the serial number, this also applies to Memphis SQR88, CDP09, Koln, Symphony, CD300 (Vauxhall), SC202 (Vauxhall) and many more. This service to trade only, for £10 plus VAT (11.75 inclusive) and must be FAXED. (Account holders only).*

*All eeproms of any description are decoded for £5 inclusive (trade or not).*

*Please send all eeproms in a padded envelope to stop damage.*

*A large range of serial eeproms also in stock, fully programmed or not. If you have any queries on radio decoding, please talk to the experts, not those who just profess to be!*

## C.D.H. ELECTRONICS

(NEW ADDRESS)

**"Four Winds", Stafford Road, Huntington,  
Cannock, Staffordshire WS12 4LZ**

**Telephone**

**01543 467588 or 01543 572523**



**TV/VIDEO/SATELLITE/HI-FI  
FAULT GUIDES & SERVICE SHEETS  
FRYERNS**  
Most makes covered old and new.  
This service offers technical advice and cure plus  
Schematic diagram all for the price of £3.50  
Add £1.50 post & packing for 1 item  
2 items or more post & packing free  
**PLEASE ADD £1.00 HANDLING CHARGE**  
Access and Visa Fax Service  
Phone 01268 558938  
Anytime 7 days a week  
4 Pincey Mead, Beauldon, Essex SS13 3EW  
Fax: 01268 475548

**SURPLUS/REDUNDANT ELECTRONIC  
COMPONENTS WANTED**  
ICs - Tuners - Transistors - Valves -  
Diodes etc. any quantity considered -  
immediate payment.  
**ADM General Trading**  
Tel. 01827 873311 Fax. 0827 874835

**TRANSFORMERS**

**TV LINE OUTPUT TRANSFORMERS**  
PHONE: 0181-948 3702 FAX: 0181-332 0583

ALBA · AMSTRAD · BUSH · DECCA · DORIC · BLAUPUNKT ·  
FERGUSON · FIDELITY · GEC · GRUNDIG · GRANADA ·  
HITACHI · HINARI · INDESIT · IIT · KIMARA · NIKKAI ·  
MATSUI · MURPHY · OSAKI · NORDMENDE · LOEWE-OPTA ·  
PANASONIC · PYE · PHILIPS · SANYO · SAISHO · SHARP ·  
SONY · SOLOVOX · SUSUMU · TANDBERG · TELEFUNKEN ·  
THORN · TRIUMPH · THOMSON · GOLDSTAR · BINATONE ·

**FULL RANGE OF KONIG: VIDEO HEADS, BELT KITS,  
IDLERS, PINCH ROLLERS, TENSION BANDS.  
LARGE RANGE OF REMOTE CONTROLS IN STOCK**

**TIDMAN MAIL ORDER LTD · 236 SANDYCOMBE ROAD ·  
RICHMOND · SURREY · TW9 2EQ**  
Mon-Fri 9 am to 12.30 pm &  
1.30-4.30 pm  
Approx. 1 mile from Kew Bridge.

**TEST EQUIPMENT**

**MUTER · AT 2 · BMR 95 · BMR 700**

**AT 2, Audi-Multi-Tester,**  
16 test-circuits for loud-  
speakers, tuners, am-  
plifiers, headphones,  
tape recorders, mikes,  
boosters, car radios, CD-  
players; measure-  
ment of millivolt, drift,  
watt, performance;  
with generator, radio,  
signal tracer/injector,  
13 volt supply etc.

**BMR 95**  
**BMR 700**

**Regenerating Computers & Measurers for CRT's with  
cathode protection, gas clean-up aid, short repair;  
exhausted CRT's becomes bright and sharp again  
even if all other machines do not succeed.**

**For further information**  
UK **S.E.M.E. Ltd.**  
Unit 2E, Saxby Road,  
Melton Mowbray, Leics.  
Phone (01664) 65392  
Fax (01664) 63976  
IRL **Dönberg Electronics**  
Ranfast, Co. Donegal  
Phone (075) 48275/48532  
Fax (075) 71031

**BUSINESS FOR SALE**

**WELL ESTABLISHED  
AND  
RECENTLY EXPANDED**  
Tel/Video/Sales/Rental/Repairs lockup  
shop & workshop  
(Woking W. Sussex area)  
10 year lease, rent 6k per annum.  
excellent expansion opportunity for  
person with existing business.  
19k + SAV, T/O approx 50k per annum.  
**BOX NO A7587**

**BUSINESS FOR SALE**  
East London  
Established, unlimited repairs, very  
busy, reason for sale owners health.  
low rent and rates, parking facility.  
Accommodation one bedroomed flat  
behind the shop. 11 years lease.  
Offers invited for quick sale.  
It's too good to be missed.  
**Tel 0171 538 5620**  
**0956 396 534**

**TUBES**

**REBUILT CRTs - VDU - MONITOR - TV**  
Image Burn-In Removed From Screen Phosphors  
**N.G.T. ELECTRONICS LTD**  
Unit 116, 62 Tritton Road, London SE21 8DE  
**PHONE: 0181-766 0114**  
Britain's Oldest Established Tube Rebuilder

**WANTED**

**BILLINGTON**  
EXPORT LIMITED  
Units E1 & E2  
Gillmans Ind. Est.,  
Billingshurst, West  
Sussex RH14 9EZ

**VALVES WANTED FOR CASH**  
(KT88, PX4, PX25 E45) (DA100 E75)  
(EL34, EL37 E10) (CV4004, ECC83 E3)  
Valves must be Mullard/GEC West  
European to achieve the prices mentioned.  
Ask for our free Wanted List.  
**WE SUPPLY VALVES, C.R.T., VIDICONS ETC**  
Visitors, please phone for an appointment,  
we're a very busy export warehouse.  
**BILLINGTON EXPORT LTD**  
Tel: (01403) 784 961  
Fax: (01403) 783 519

**SPARES & COMPS**

**RCS VARIABLE VOLTAGE D.C. BENCH POWER SUPPLY**  
Up to 38 volts DC of 6 crops continuous, 10 amps peak. Fully variable  
from 1 to 38 volts. Twin voltage and current meters for easy read out.  
240 Volt AC input. Fully smoothed. Size 14 1/2" x 11" x 4 1/2".

**RADIO COMPONENT SPECIALISTS**  
337 WHITEHOUSE ROAD, CROYDON, SURREY, U.K. Tel: 0181 684 1665  
List of transformers, high volt caps, valves, speakers, in stock. Please see  
and your wants for the update.

**For all your classified  
requirements contact  
Pat Bunce**  
**Tel: 0181 652 8339**  
**Fax: 0181 652 8931**

**LINEAGE**

**LEADER LB0522** - 20mhz dual trace scope.  
Mint £150 Precision Dynascan tube res-  
torer Mint £150. 01291 4150047

**PRIVATE RETAILER** has excellent part ex-  
change colour televisions and videos to  
clear. Tel: 01494 814317.

**WANTED B.K. 3 Meter Tube Booster.** Tel:  
01344 886315 (Eve) 01662 242929 (Day).

**DECODER TO COMPUTER** Interface card  
with smart card connectors and diagram  
£9.00. E.M.O. 62 Bridge Street, Ramsbot-  
tom, Lancs, BL0 9AG. Tel: 01706 823036.

**OCHRE MILL** Technical Services, Grundig  
TV spares for most models to 1985, fast,  
friendly, helpful, sensible prices. Gt Lype  
Farm, Charlton, Nr. Malmesbury, Wilts  
SN16 9DR. Tel: 01666 823228.

**RELAY**  
OMAGH LTD COMPUTER SOFTWARE

**DO YOU RENT TELEVISIONS?  
DO YOU STILL USE A CARD SYSTEM?  
DO YOU FIND IT DIFFICULT TO KNOW YOUR ARREARS TOTAL AT ANY GIVEN TIME?**  
If you do then we recommend our computer TV and Video Rental package. This  
package includes  
\* automatic updating of each customer's record  
\* alphabetical print-out of each customer's arrears and payments missed  
\* total arrears immediately available  
\* easy to use and operate.  
**NEW HIRE PURCHASE PROGRAMME NOW AVAILABLE AS WELL.**  
These programmes operate on all IBM compatibles running under MS-DOS. Free demonstration  
discs available.

**CONTACT WILLIAM J THOMPSON**  
Donaghane Post Office  
Beragh Co. Tyrone  
Telephone Beragh 58214 (0662 7)

**Copy Deadline**  
**for December Issue**  
**Published 15th Nov. '95**  
**is 19th October '95**



# If you know what VITS and PDC are, we need you PDQ.

While the accurate measurement of the audio and visual qualities of electronic products demands technical expertise, it takes a subjective ear and eye to complete the evaluation. This is the type of work you will be involved in at our Research and Testing Centre where the work carried out forms the basis of reports in Which? magazines and books.

You will be responsible for the technical and subjective evaluation of a wide range of consumer electronics products, but with a special interest in video. Your tasks will also include reviewing and developing test methods and writing clear reports.

You must be experienced in testing and evaluating AV products and you will have used relevant laboratory test equipment. You'll need good, practical knowledge of laboratory measurement, which you've probably gained in a consumer orientated testing, technical production or other broadcast environment. Your practical knowledge will also extend to consumer AV equipment currently on the market.

The right technical and creative skills are essential, as is your ability to work well in a team. In return, we'll provide further training and support and a benefits package including 28 days' holiday, free life assurance and a contributory pension scheme.

To apply, please send in a postcard for an application form and job description, quoting reference 102/T, to: Maggie Miles, Consumers' Association Research and Testing Centre, Davy Avenue, Knowlhill, Milton Keynes, Buckinghamshire MK5 8NL.

**Senior Technologist**

c.£20,000

Milton Keynes

**CONSUMERS' ASSOCIATION**

Unbiased Reporting. Unbiased Recruiting.

**MISCELLANEOUS**

**LG ELECTRONICS UK LTD (GOLDSTAR)**

*One of the world's leading Electronics Companies, with a strong record of major growth within the UK,*

REQUIRES A:

**VCR/TV ENGINEER**

**negotiable salary dependent upon experience**

*The ideal candidate will have a minimum of 7 years experience, a sound technical knowledge supported by relevant trade qualifications, have a good telephone manner and communication skills.*

*Working in a very busy environment, duties will include Telephone Technical Support, Technical Training, Monitoring quality issues and repairs.*

Please reply in writing only, enclosing your CV to:

**Mike Burns**  
Service Manager,  
**LG ELECTRONICS UK LTD,**  
LG HOUSE, 264 BATH ROAD,  
SLOUGH SL1 4DT

**IF YOUR COMPANY HAS A VACANCY**

*For Experienced TECHNICIANS Or ENGINEERS Etc*

*Why not let TELEVISION help you find the right person by placing your recruitment advertisement with us*

**For Further Information Call**  
**PAT BUNCE on**


**Tel: 0181 652 8339 Fax: 0181 652 8931**

**ADVERTISERS' INDEX**




Aerial Techniques.....	37	J.J. Components.....	19
Alban Electronic Ltd.....	45	Longreach Marketing Ltd.....	63
ATV.....	69	Manor Supplies.....	21
AZ Electrics.....	64	Marapet.....	12
Autogard.....	64	Muter, Ulrich.....	79
Besco.....	74	Nikko.....	61
Broughframe.....	73	OZAN.....	15
Bull Electrical.....	60	Philx.....	IFC
Campion Wholesale TV Ltd.....	71	Red Bank.....	75
Central TV Wholesale.....	70	Repo TV.....	71
Centrevision.....	68	SEME Ltd.....	68
Coastal Aerial Supplies.....	69	Sendz Components.....	IBC & BC
Colour Sound.....	68	Star Vision.....	69
Colour Trade.....	73	Stewart of Reading.....	63
CPC plc.....	23	Sussex Surplus.....	61
Cricklewood Electronics.....	12	Swift Television Publications.....	62
CTV (Midlands).....	70	Telnet.....	31
CTV (N.E.).....	73	Teleplace.....	69
East London Components.....	12	Teleprice Ltd.....	75
East London Wholesale.....	71	Tree, W.....	71
Economic Devices.....	40-41	Turner & Lyon.....	68
Electronic Sound Systems.....	31	TV Live.....	38
Euras.....	35	Vista Electronics.....	65
Express TV.....	65	West Midlands TV.....	74
Gogglebox.....	74	Willow Vale Electronics Ltd.....	17
Grandata Ltd.....	2-11	Wiltsgove Ltd.....	66
Hardy, J.W.....	63	Wizard.....	31
Harrison Electronics.....	62		
HCTV.....	72		
HST Distributors London.....	70		
Irwin Electronics.....	67		

<b>£10 each</b> <b>FERGUSON</b> <b>Line Transformers</b> TX9 LOPT £4 TX10 LOPT £6 Green Spot £10 White Spot £8 Blue Spot £10 Yellow Spot £8 Red Spot £6		Philips Text Decoder K40 £7.00 ICCS Tube Base on Panel ICCS Decoder Panel each £5.00 KT3/K30 T/Text Handset £8.00 KT3/K30 Full Remote Pye & Philips Handset KT3/K30 Chassis £8.00 No. RC5150-RC5176-RC5071- RC5177 Special Price £8.00 RC4001 KT3 and Teletext £8.00 TX10 Handset Text £12.50 TX9 with Text £12.50 TX9 & TX10 Button Print £1.00 TX10 Focus Pots £4.00 Mains Stand-by Switch with Coil £1.00 Nicam Boards Texas Instruments MkII £15.00 Toshiba Nicam Board £6.00 TDA3561A £3.00 BYX55/600 TDA3566 £3.50 (Bead) 10p TDA3564 £4.00 BY171/600 15p TDA3565 £3.00 BYV95B 10p TDA3581 £3.00 BYV95C 12p TDA3590 £3.00 BYV96D 10p TDA3591 £1.00 BYZ106 10p TDA3592A £3.00 BPW41 15p TDA3650 £7.00 BYW56 2A/ 8p TDA3651 £3.00 1000v 8p TDA3651 AQ £3.50 BYW29/50 15p TDA3652 £3.50 BYW95C 10p TDA3653 AQ £2.00 2SC3795 30p TDA3654 £1.00 2SC3973B 30p TDA3654Q £2.00 2SC4313 1.00 TDA3710 £3.50 2SC7350 15p TDA3800 £4.00 2SD180 TO3 TDA3803A £4.00 80vct 15p TDA3180 £2.00 2SD200 £2.00 TDA4260 50p 2SD401 £1.00 TDA4501 £3.00 2SD716 £1.00 TDA4505NE £3.00 2SD787 30p TDA4420 £2.00 2SD789 30p TDA4439 £2.00 2SD820 £1.00 TDA4600 £3.00 2SD868 75p TDA4601 £2.00 2SD880 30p TDA8190 £3.00 2SD1264 £1.00 TDA8703 £3.00 2SD1266 £1.00 TDA8349 £3.00 2SD1398 £1.00 TDA9403 £1.50 2SD1415 £1.00 TDA9503 £3.00 2SD1427 £1.00 TDB2033 £1.00 2SD1432 £1.00 TDD1610S 50p 2SD1453 £1.00 TD6303P £2.00 2SD1556 £1.00 TDA1060 £3.00 2SD1576 £1.00 TEA1009 50p 2SD1577 £2.00 TEA1039 £2.00 2SD1878 £1.00 TEA1060 £2.00 TDA3560 £2.00 TEA2029C £3.00 TDA3654 90p IK7 ST6391 B1 £3.00 TDA3653AQ £1.00 ST6393 B1/1M £3.00 TDA3562A £0.00 BYX10 10p STR4211 £6.00 BYX38/300 25p STR6020 £6.00 BYX55/350 10p STR6602D £4.00	<b>HITACHI</b> <b>Handset</b> £5.00 each CLE 874A CLE 883A CPT2158 (No Relacmrt) £5.00 IR3506 All modules 8 each CPT1408T IFF IF Modules CPT2176 5827-01-51 CPT2178 5827-02-51 CPT2176 5827-03-51 CPT2176 5828-04-10 EPT2478 5829-02-58 5829-05-52 <b>£10 INVERTER</b> 12V IN 24V OUT 9 AMPS <b>TV DIODES MIXED</b> 100 for £3 <b>PANASONIC-TV</b> Handsets for models TC1652, TC1642, TC2232, TX2034, TX2044, TX2200, TX2234, TX2244, TX2200, TX2234, TX2244, TX2300, TX2636, TX3300, RC201 replaces TNQ1411/2 £8.00 each <b>HITACHI sets</b> STR454 £2.00 STR6020 £6.00 SSC2000AF £1.00 linc o.p. £1.00 2SC940 £1.00 BU105-04 80p BU108 £1.00 BU124 50p BU126 80p BU180a 65p BU204 60p BU205 75p BU206 £1.00 BU207 £1.00 BU208 80p BU208A £1.50 BU208D 90p BU222 £1.00 BU326 £1.00 BU407 60p BU508A 90p BU508AF £1.00 BU508D 80p BU705 £1.00 BU806A £1.00 BU807 £1.00 BU808DFI £1.00 BUS26 £1.00 BUK454/600 £1.00 BUS24 50p BUT11 30p BUT11AF £1.00 BUT13 600V-2SA £1.00 BUT18AF £1.00 BUW84 60p BYW20-08-9 £1.00 BYW95 10p BUX39 25A-150V £1.00 BUX84 50p BU49 20p BUK444/800 £2.00 BUK445/600 £2.00 BUK454/600 £2.00 TDA3047 £1.00 TDA3048 £3.00 TDA3083 £2.00 TDA3190 £1.00 TDA3301 £3.00 TDA3505 £3.00 TDA3506 £3.00 TDA3561 £3.00 TDA3560 £4.00 <b>Handsets</b> Amstrad Export £3.00 Amstrad U/V £3.00 Amstrad 6800 £4.00 Amstrad 6000 £15.00 Amstrad 4700 £5.00 Amstrad 4600 £3.00 <b>IQOSI GEC</b> £3.00 <b>FERGUSON Handsets</b> BSB £1.50 ICC5 £5.00 1K2000 £5.00 1K7000 £5.00 SRD 2 £1.00 SRD 3 £1.00 T780 £2.00 SRD 4 £1.00 <b>HITACHI Microwave Turntable Motor</b> £10 <b>SANYO TDO 124EB UHF VHF Tuner</b> £3 <b>SUPER HIGH CAPACITY BATTERY VA310 9.6V 700 m/A</b> £3 <b>VPT-ADAPTOR VA354 FERGUSON</b> £5.00 (TEXT) 06D4-025-001 Mains Input Choke for TX9 £4 <b>THORN M494B1 on Remote Panel</b> £5 Text-Type Replace Handset for Philips KT3 K30, K4 etc £6.00 Thorn Handsets 9000-9600-TX9-TX10-TX100 Text and Non-Text £10.00 Philips RC5171 Handset £8.00 Sanyo Magnatron Type 2M218H £10.00 1992 to 1993 Mod. Orion Video handset with LCD £5.00 <b>SATELLITE TUNER UNIT 2427611 with Base Band, Video Out</b> £6.00 <b>AMSTRAD Long Chassis Display Panel 1992/1993</b> £4.00 Amstrad Tuner UE33-B01 £3.00	TX10 Focus Units £6 for £10.00 Conversion Kit IFF Teletext £8.00 Burglar Alarm Siren 12 Volt 50p Amstrad 6000 Head with motor LP £10.00 Good Lower Drum £3.00 Tuners Nat. Pan. Small. UHF/VHF £3.00 U321 - U341 - U342 - U343 - U344 - U944 Tuners each £5.00 U734 - U744 £3.00 15 Mixed hand set LCD Video TV/ All new £20.00 Keyboard Mains Adaptor 12v/800mA £5.00 U411 - U412 Tuners each £5.00 <b>LNB'S MARCONI Ex Rental Black Cap No Guarantee</b> £2.00 Bridge Rectifiers 10 for £1.00 Matsumi Miniature Infra Red Receiver £1.00 Turntable Satellite Modulator TV £1.00 Sound 5.5 MHz MPM 1000T £1.00 Sound 6.0 MHz MPM 1040 £1.00 FERGUSON White Spot Line P/P Trans £8.00 <b>FERGUSON CHASSIS</b> Post £5.00 New TX100 £15.00 TX 80 £15.00 Ferguson FV31R Remote and Power Supply FV31R Display Panel £5.00 Post £2 Quartz Halogen 500w, 200v. For outdoor lamps £1.00 <b>AMSTRAD Plastic Front with Flap 8.900 Clock Display Panel 8.900</b> £3.00 £5.00 TX 100 FST Chassis LOPT No. 260482 £20.00 £5 Post Sharp Tuner & IF 1810587 PA1 UK £3.00 KT3/K30 Tripler £5.00 U/V Tripler £4.00 Grundig Tripler with Focus Pot £7.00 BG 2087-642-1005 Triplers £7.00 BG 2032-642-3002 £7.00 <b>PERDIO PV 1188 Handsets</b> £3.00 BU 208A, BU 508A, BU 508D, BU 508AF, BU 508DF £1.00 each BU 801 60p 2SD 1398 £1.00 BUT 11AF eqv 30p Min Sat Receiver with IC M491 BB1, has tuner modulator etc £5.00 <b>FERGUSON Sat. Modulator SRD-3-4</b> £2.00 <b>FERGUSON SRB1 modulator</b> 25p each Regulated power supply, 500mA 3-12v £5.00 <b>HITACHI 620E head and drum</b> £12.00 <b>AMSTRAD Nicam head and drum</b> £12.00 <b>AMSTRAD 6000 head and drum</b> £12.00 <b>TATUNG universal tuner 205, or eqv with aerial socket</b> £2.00 <b>U/V REMOTE HANDSET 5 IN ONE TV1 - TV2 - VCR SAT - AUX</b> £15 <b>BURGLAR ALARM</b> Use Infra Red Detector Wide or Short Angle Wall Mount, with Relay £8.00 <b>POWER SUPPLY KIT</b> 0.28 volts 1 1/2 amps with 2 meters £12 Printed circuit board and components <b>MODULATOR KIT</b> £5 5v to 12v for all cameras etc. Colour and Mono Monitors £5 £10 - £15 Send for Data 6251 FRAME O/P THICK FILM HITACHI GEC £9.00 THICK FILM HITACHI HM9205A £4.00 <b>PHILIPS NEW TYPE U/V HANDSET</b> £10 06D4-025-001 Mains input choke for TX9 £4 <b>TX100 REMOTE PANEL</b> No. 564131C M293B/ and SAA5012 £10 etc.
<b>DECCA LCD NICAM HAND SET</b> £4 <b>RECEIVER PHILIP INFRA RED £1 Ideal for Hand Set Tester</b> 2435013 36761 2436771 36061 2436773 36162 2435012 36362 2435085 36383 2436795 36481 2436792 36482 2435066 36831 2435063 36832 2435016 36922 2435064 36943 2434002 36962 2435062 AT 2078/25 2436797 AT 2076/78 2433752 AT 2077/81-£15 2433952 AT 2076/88 2434141 2434451 TFB 3035D 2434494 - £12 TFB 3069D 2434492 - £12 TFB 4023AD 2434274 TFB 4039AD 2434393 TFB 4066AD 2432981 FCC 2115BE 2435372 TLF 14567F 2435701 TLF 14568F <b>LOPTS £10 EACH</b> 2432351 2432211 2432984 2432491 Y260482 2432871 2435121 2432851 3220029 3714016 3216001 47003481		<b>REMOTE TX100 Front Panel</b> £4 <b>LEADS Scart to Scart all pin connected</b> £2.00 1 1/2 metres TX 9 Remote Panels £5 TX 10 Remote Panels £5 TX 90 Remote Panel No. 139-001 IC Nos. M293B1 & TMS 1000 £10 each TX 100 Remote Panels IC M293B1-SAA5012 £10 TX 100 Remote Panels with Stand-by Battery and ICs £10 TX 85 - 86 - 89 - 90 - 98 99 - 100 Tuners £4 Orion Modulator Video MDLK 6B513A £2.50 Hitachi Mains Switch with Stand-by 50p Scart to 4 Phone Leads 1 1/2m £2.50 SXT2302234 Sat. Tuner with Base Band Min £4	<b>FERGUSON TUNERS TX90/TO100 - £4</b> DST 85B 235 47328700 40153200 400086 AD DST 88N 234 47805200 L DST 81N 243 472593 00 DST 186N 243 473055 00 <b>HITACHI</b> HM9204A Thick Film £3.50 2x and 4x Magnifier £3.50 Samsung & Orion Video Decks with heads £16.00 TV & Video hand set £2.00 Orion TV & Video Handset £2.00 B.Sky.B VHF to IF Block Converter £1.00 10 Panels Ferguson Mixed from TX9 to ICC5 £20.00 TV Aerial Ring Type 40p TX100 Remote Handsets £6.00 UHF Tuner for ICC5 £5.00 VHF Tuner for ICC5 £5.00 Amstrad-Double Decker Switch Mode POWER SUPPLY £5.00 Amstrad-Long Chassis and Short Chassis Power Supply £4.00 Models 1991/1992 Ferguson Switch Mode Transformer TX85, TX86, TX100 each £3.50 ICC5 Ferguson Switch Mod Trans 3112-338-32642 £4.00 12v DC and 24v DC Power Supply regulated £2.00 Ferguson U/V Camcorder Battery VA310 £4.00 Desolder Pump £2.00 IF Panel for Philips CP90-CP110 £5.00 Philips Solder Iron 25w-240v £6.00 Portasol Hobby Gas Solder Iron £10.00	
<b>SENDZ COMPONENTS</b> 01702 338894 (To order see back page!)		<b>TX100 REMOTE PANEL</b> No. 564131C M293B/ and SAA5012 £10 etc.		

01702 338894  
 SENDZ COMPONENTS  
 FREE DELIVERY WITH ORDERS OVER £30



**FREE  
CALCULATOR  
WITH ORDERS  
OVER £30**



**VIDEO SATELLITE  
RECEIVER**

**AMSTRAD VS1000/VS1140  
ORION-MATSUI VSR 1500**

All panels inc. display panels and  
hand set £30. £5 Post + VAT

**PLEASE NOTE:**  
The above must not be resold as a  
complete item

**SENDZ COMPONENTS**  
63 BISHOPSTEIGNTON, SHOBURNESS, ESSEX SS3 8AF  
NORMALLY SAME DAY SERVICE • SUBJECT TO AVAILABILITY  
No accounts • Technical information by telephone only • No credit cards  
Unless specified add £1.70 P.P. to small orders • Additional charges for  
heavier items • Specific P.P. charges are PER ITEM • For UK addresses,  
please add P.P. TO ORDER THEN 17.5% VAT TO TOTAL. This applies for the  
EC unless VAT No. is given • EXPORTS - P.P. at cost •  
Postal Order/Cheque with order.  
Callers to shop - 2.12 London Road, Soutthend • Open 9.30-11.2.15.5.  
Tel: 01702 332992 • Fax: 01702 338605 •  
GVMT/Schibel orders on 01146111111

**HEAD AND DRUM UNIT**  
VS1000  
VS1140  
VS1500/VSR1500  
VS1004/VS1104  
**£10**