

JANUARY 1990

Ireland EIR2-23 (inc. VAT) £1.50

TELEVISION

SERVICING·PROJECTS·VIDEO·DEVELOPMENTS

**FREE! ONE YEAR
FOR ALL PLANNER**



**Servicing the Panasonic NV2000
CD Player Casebook • DX-TV
VCR Clinic • TV Fault Finding
Camera Tube Guide • Xmas Capers
More on VCR Back Tension**



A COMPLETELY NEW DIMENSION IN SOUND QUALITY!

NICAM


728 DECODER PROJECT KIT

The Maplin NICAM 728 Decoder converts the additional digital code present* in the TV signal to a high quality stereo soundtrack with a quality similar to that of Compact Disc.

This fully working system is based upon the Toshiba NICAM chip set which has only just become available. For full project construction details, see the December 1989 edition of Electronics – The Maplin Magazine (XA35Q price £1.20). It's on sale from November 3rd, so get your copy TODAY!

*Currently being transmitted from Crystal Palace and Emley Moor. See the Maplin Magazine Issue 34 for IBA launch schedule.

Upgrades almost any modern colour TV set – no need to purchase a new TV set or VCR!



British Digital Stereo Sound for Television

The World's most advanced high quality stereo system for land-based television!

Features

- ★ Single +12V power requirement
- ★ Automatic audio switching (Mono-Stereo-Bilingual)
- ★ British Design
- ★ Reverts to FM audio if NICAM is not present
- ★ High Quality Optimum Performance without any additional ICs
- ★ NICAM mode indicators

ARE YOU SWITCHED ON TO NICAM 728?

Get the December 1989 copy of Electronics – The Maplin Magazine – for full details on the NICAM 728 project. Available from all good newsagents. Or take out a subscription – Order XA00A at £7.20.



- ★ Kit available from November 1989
- ★ Features 'how-to-build' project details

TELEVISION ENGINEERS

Order 5 NOW AND PAY ONLY **£65** PLUS VAT EACH

This price available to trade only, ring 0702 552961 and quote LP02C special 5 off deal reference: Television.

Normal Price £99.95 (Inc. VAT) each (Order Code LP02C)

Initial availability limited – book your orders now!

Maplin ELECTRONICS

CREDIT CARD HOTLINE




0702 554161

PHONE BEFORE 5PM FOR SAME DAY DESPATCH

ALL PRICES INCLUDE VAT.

All items subject to availability, all items will be on sale in our shops in Birmingham, Bristol, Leeds, Hammersmith, Edgware, Manchester, Nottingham, Newcastle-upon-Tyne, Reading, Southampton and Southend-on-Sea.



TELEVISION

January
1990

Vol. 40, No. 3
Issue 471

On sale December 20th

COPYRIGHT

© IPC Magazines Limited, 1990. Copyright in all drawings, photographs and articles published in *Television* is fully protected and reproduction or imitation in whole or in part is expressly forbidden. All reasonable precautions are taken by *Television* to ensure that the advice and data given to readers are reliable. We cannot however guarantee it and we cannot accept legal responsibility for it. Prices are those current as we go to press.

CORRESPONDENCE

All correspondence regarding advertisements should be addressed to the Advertisement Manager, "Television", King's Reach Tower, Stamford Street, London SE1 9LS. Editorial correspondence should be addressed to "Television", IPC Magazines Ltd., King's Reach Tower, Stamford Street, London SE1 9LS.

INDEXES AND BINDERS

Indexes to Vols. 36 and 37 are available at 80p each from the Editorial Office (address above).

Binders that hold twelve issues of *Television* are available for £4.50 from Television Binders, 78 Whalley Road, Wilpshire, Blackburn BB1 9LF. Make cheques out to "Television Binders".

SUBSCRIPTIONS

An annual subscription costs £20 in the UK, £24 overseas (by surface mail). Send orders with payment to Quadrant Subscription Services Ltd., Oakfield House, Perrymount Road, Haywards Heath, Sussex, RH16 3DH.

BACK NUMBERS

Subject to availability, copies of issues published during the last 12 months are available at £1.80 each from Television, John Denton Services, Unit 13, Thornham Grove, Stratford, London E15 1DN. Please make cheques/postal orders payable to IPC Magazines Ltd.

QUERIES

We regret that we cannot answer technical queries over the telephone nor supply service sheets. We will endeavour to assist readers who have queries relating to articles published in *Television*, but we cannot offer advice on modifications to our published designs nor comment on alternative ways of using them. Correspondents should enclose a stamped addressed envelope.

this month

- 189 Leader**
- 190 Camera Tube Guide** *Peter Delaney, B.Sc., G8KZG*
A listing of camera tubes with their main characteristics to assist with replacement selection.
- 192 Teletopics**
News, comment and developments.
- 195 Servicing the Panasonic NV2000/NV2010/NV3000** *Nick Beer*
Easy to use and to service. Hence the popularity of these early Panasonic machines. How to go about mechanical overhaul and a detailed faults list.
- 197 Corrections**
- 198 Christmas Caption Capers** *Keith Hamer and Garry Smith*
The BBC's graphic design department traditionally contributes to the Christmas festivities. A review of their efforts over the years 1969-1976.
- 200 CD Player Casebook**
Reports from Mike Leach and Nick Beer.
- 202 Bandwidth Compression Techniques, Part 2** *Tom Ivall*
Techniques proposed for broadcast TV use, including videoconferencing and the Eureka 95 system for HD-TV.
- 206 VCR Clinic**
Reports from Philip Blundell, Eng. Tech., Eugene Trundle, K. Rutherford, Ian Bowden, Jim Littler, Stephen Leatherbarrow and Nick Beer.
- 208 Servicing Compact Disc Players, Part II** *Joe Cieszynski*
Action of the sled system and the alternative Philips radial tracking arm and an introduction to the disc speed servo, including the start-up system.
- 209 Next Month in Television**
- 211 Letters**
- 213 Video Trouble** *Les Lawry-Johns*
H.B. is displeased at the failure to attend to her VCR while a customer brings in a troublesome Ferguson TX10.
- 214 TV Fault Finding**
Reports from Philip Blundell, Eng. Tech., John L. Howard, Ian Bowden, Alfred Damp, J.S. Ruwala, Mick Dutton and Hugh MacMullen.
- 216 More on VCR Back Tension** *Nick Beer*
Review of a recently introduced tape tension cassette, the problem of tension/torque conversion and some notes on mechanisms other than standard VHS types.
- 218 Long-distance Television** *Roger Bunney*
Reports on DX conditions and reception and news from abroad. As the present sunspot cycle approaches its peak there's been a notable increase in F2 reception from as far away as Australia.
- 222 VCR Tips** *Dave Mackrill*
Some simple ways of making life easier at the workbench, especially for those who regularly service older machines.
- 223 Test Case 325**

OUR NEXT ISSUE DATED FEBRUARY WILL
BE PUBLISHED ON JANUARY 17

1N4148 100p	1N4149 100p	1N4150 100p	1N4151 100p	1N4152 100p	1N4153 100p	1N4154 100p	1N4155 100p	1N4156 100p	1N4157 100p	1N4158 100p	1N4159 100p	1N4160 100p	1N4161 100p	1N4162 100p	1N4163 100p	1N4164 100p	1N4165 100p	1N4166 100p	1N4167 100p	1N4168 100p	1N4169 100p	1N4170 100p	1N4171 100p	1N4172 100p	1N4173 100p	1N4174 100p	1N4175 100p	1N4176 100p	1N4177 100p	1N4178 100p	1N4179 100p	1N4180 100p	1N4181 100p	1N4182 100p	1N4183 100p	1N4184 100p	1N4185 100p	1N4186 100p	1N4187 100p	1N4188 100p	1N4189 100p	1N4190 100p	1N4191 100p	1N4192 100p	1N4193 100p	1N4194 100p	1N4195 100p	1N4196 100p	1N4197 100p	1N4198 100p	1N4199 100p	1N4200 100p
-------------	-------------	-------------	-------------	-------------	-------------	-------------	-------------	-------------	-------------	-------------	-------------	-------------	-------------	-------------	-------------	-------------	-------------	-------------	-------------	-------------	-------------	-------------	-------------	-------------	-------------	-------------	-------------	-------------	-------------	-------------	-------------	-------------	-------------	-------------	-------------	-------------	-------------	-------------	-------------	-------------	-------------	-------------	-------------	-------------	-------------	-------------	-------------	-------------	-------------	-------------	-------------	-------------

VIBRO HEADS

4HSS = 3HSSN £11.50
 NV322, NV332, NV340, NV2000, NV2010, NV7000, NV8170, NV8200, NV8400, NV8500, NV8610, NV8620.

AKAI

VS-109/201/202/301/303 £24.00

AMSTRAD

VCR 4500, 5200, 9000 VCR 7000 £18.50

FERGUSON

3V32/JVC HR7655 £34.50
 3V42/44/45/46/47 £21.00

FISHER

FVHP510/520/530/615/620/622/710/715/720/721/722/910 £19.00
 FISHER VBS 7100/VBS 7500 £29.00
 FISHER VBS 9000/VBS 9500 £29.00
 FISHER VBS 7000 £30.00

HITACHI

VT11/14/33/61/63 £17.50
 HITACHI VT7-17, VT35-38, VT39 £36.95
 HITACHI VT19 £38.00
 HITACHI VT120, VT 220 £31.50
 HITACHI VT3000 £14.00
 HITACHI VT5000, VT 5500 £20.00
 HITACHI VT65, 7000, 8000, 8300, 8500, 8700, 9300, VT9500, 9700 £17.50

NATIONAL

NV 777/NV 330 £22.30
 NV 430/NV 460 £21.00
 NV 730 4 HEAD £28.50
 NV 366 4 HEAD £28.50
 NV 180 PORTABLE 4 HEAD £41.00
 NV 370/NV 380 £18.00
 NV 788/NV 810 £43.50
 NV 850/NV 870 £50.00
 NVG 15 £41.50
 NVG 30 £28.00
 NVG 33, NVG 45, NVG 46 £41.00
 NVG 40, NVG 130 £28.00
 NVG 400 £42.00

SANYO

VTC 5000, VTC 5400, VTC 6000, VTC 6500 £28.00
 VTCM10/11/20/21/25/30/31/35/40/50 £28.00
 VTC 5100, VTC 5150, VTC 5300 £28.00
 VTC 5350/5370, VTCNX 10/15/20/30, VTC 5550 £28.00
 VTC 5100, VTC 5150, VTC 5300 £26.50
 VTC 9100/9300/9455/9500 £28.80
 VTC 9350/9355 £28.80
 VTC 5500 £30.50

SHARP

VC 381, VC 383, VC 386, VC 387, VC 388, VC 482, VC 483 £18.75
 VC 486, VC 3300, VC 8381, VC 9100, VC 9300, VC 9500, VC 9700, VC 562, VC 583, VC 651, VC 681, VC 750, VC 781 £18.75

SONY

DSR-35R (FOR C20, 30, 40 SLF1, SLF1UB, SLF1E) £19.00
 DSR-43R (FOR SLCT RANGE SL 5000, SL 5100, SL 3000) £14.95

TOSHIBA

V21/V9600 £17.80

GRANDATA LTD


FOR ADDRESS & PHONE
 PLEASE SEE THE REVERSE SIDE OF THIS PAGE →

HOW TO INCREASE YOUR PROFITS, IMPROVE YOUR SERVICE, WITH COST EFFECTIVE TEST EQUIPMENT.

HAMEG OSCILLOSCOPES

HAMEG are Europe's top selling DUAL TRACE OSCILLOSCOPES. Select from four superb models. All, with the exception of the HM 1005, incorporates a useful COMPONENT TESTER. Size - all models - 285mm x 145mm x 380mm. Clear display 8 x 10cm. Mains supply: 110/125/220/240V AC 50/60Hz. All supplied with 2 PROBES, a COMPREHENSIVE MANUAL and a 2 YEAR WARRANTY.

HM203-6 20MHz STANDARD




Price £314.00 + £47.10 V.A.T.

SPECIFICATION

- * 2 Channels
- * Bandwidth: DC-20MHz
- * Sens: Ch1., Ch2., 2mV/cm
- * Timebase: 0.2s-20ns/cm
- * Triggering: DC-40MHz
- * Active TV-Sync-Separator
- * Variable hold-off
- * Trigger LED indicator
- * Calibrator: 1KHz Square wave
- * Component tester
- * Plus many features

FREE Securicor Delivery

HM604 60MHz UNIVERSAL




SPECIFICATION

- * 2 Channels
- * Bandwidth: DC-60MHz
- * Sens: Ch1., Ch2., 1mV/cm
- * Timebase: 2.5s-5ns/cm
- * Triggering: DC-80MHz
- * Active TV-Sync-Separator
- * After delay trigger
- * Sweep delay * Delay line
- * Trigger LED indicator
- * Calibrator: 1KHz & 1MHz Sq. Wave
- * Component tester
- * Plus many more superb features

Price £575.00 + £86.25 V.A.T.

FREE Securicor Delivery

HM1005 100MHz UNIVERSAL



Price £726.00 + £108.90 V.A.T.

3 CHANNELS-UP TO 6 TRACES

SPECIFICATION

- * 3 Channels
- * Bandwidth: DC-100MHz
- * Sens: Ch1., Ch2., Ch3., 1mV/cm
- * Timebase A: 2.5s-5ns/cm
- * Timebase B: 0.2s-5ns/cm
- * Triggering: DC-130MHz
- * After delay trigger * Delay line
- * Trigger LED Indicator
- * Overscan LED indicator
- * Active TV-Sync-Separator
- * Calibrator: 1KHz & 1MHz Sq. Wave
- * Plus many more excellent features

FREE Securicor Delivery

HM205-2 20MHz DIGITAL STORAGE

SPECIFICATION

- * Digital Storage
- * Analogue real time (Same as 203-6)
- * Bandwidth: DC-20MHz
- * Sens: Ch1., Ch2., 2mV/cm
- * Timebase Analogue: 0.2s-20ns/cm
- * Timebase Digital: 5s-2ns/cm
- * Triggering DC-40MHz
- * Active TV-Sync-Separator
- * Max sampling rate: 2x5MHz
- * Memory: 2x1024x8 Bit
- * Dot joiner
- * Printer/plotter output
- * Component tester
- * Plus many more useful features

Price £527.00 + £79.05 V.A.T.

FREE Securicor Delivery

B.K.'s CRT TESTER-REJUVENATOR




Tests and rejuvenates blue, green & red guns separately. Fitted with delta and P.I.L. sockets. Compact size 120x65x60 mm. Supply 240V AC

Price £32.00 + £4.80 V.A.T.


B.K.'s REVOLUTIONARY DYNAMIC 'LOPT' TESTER

Revolutionary L.O.P.T. tester. Operates in dynamic mode which actually tests the L.O.P.T. under high voltage conditions without de-soldering or removal. Size 75x100x40 mm. Supply 240V AC

Price £25.99 + £3.90 V.A.T.



THANDAR SC110A PORTABLE OSCILLOSCOPE



Price £195.00 + £29.25 V.A.T.

Full trig. fac. inc. TV frame etc.

- * Only 2 1/4" thick
- * Fits in a brief case
- * Sens. 10mV
- * Bandwidth 10MHz
- * Battery or mains adaptor
- * Size 255mm x 148mm x 50mm

ACCESSORIES

Carry Case £6.25 + £0.93 V.A.T.
Probe £7.50 + £1.30 V.A.T.
Mains Adaptor £7.30 + £1.09 V.A.T.

DIGITAL LCR METER

- * LCD Display
- * 18 Ranges
- * Inductance 1µH - 2H
- * Capacitance 1pf - 200µf
- * Resistance 1ohm - 20Mohm
- * High accuracy

Price £95.00 + £14.25 V.A.T.



INSULATION TESTER 500V



- * Electronic battery operated
- * Measuring Voltage 500V DC
- * Measuring Range 0-100Mohm
- * Centre scale 2Mohm

Price £65.00 + £9.75 V.A.T.

B & K PRECISION CRT ANALYSER-RESTORER

The number one CRT Test Instrument. Over 5000 U.K. Television engineers wouldn't be without it.

* All CRT's checked identically including all in-line and one gun types * Tests all three guns of colour CRT's simultaneously under actual operating conditions (model 467) * Exclusive multiplex technique (model 467) * Measures true dynamic beam current that actually passes through G1 aperture to screen * Measures all shorts and leaks - preserving more CRT's * Tests focus electrodes lead continually finding faults that other testers miss * Uses most powerful restoration method known with minimum danger to CRT Rejuvenated CRT's guaranteed as new for two years * Obsolescence proof: Perpetual set up chart up-dated and new adaptors development * Tests and rejuvenates VDU's and Oscilloscope tubes * A range of over 40 CRT base adaptors available * Increases profit * Pays for itself in months.

PRICES

Model 467 Tri-dynamic three meter instrument Inc. 6 common adaptors £395.00 + £59.25 V.A.T.
Without adaptors £344.00 + £51.60 V.A.T.
Model 470 Single meter instrument Inc. 6 common adaptors £294.00 + £44.10 V.A.T.
Without adaptors £244.00 + £36.60 V.A.T.
Technical leaflets available. GET INTO PROFIT NOW!

SADELTA FIELD STRENGTH METER TC-402

THE SADELTA FIELD STRENGTH METER TC-402 has been designed to measure the signal levels delivered by the antenna to a TV or FM receiver, in order to test the performance of the antenna and evaluate the best conditions during installation etc. To facilitate measurements, the tuning frequency readout is shown on a digital display.

FEATURES

- * Covering FM and all TV bands (UHF/VHF) including CATV freq.
- * Digital tuning display (3 digits) for direct frequency readout.
- * Accurate 10 turn tuning potentiometer.
- * Built-in loudspeaker enables monitoring of sound in AM/FM.
- * Meter measurement in voltage and dB from 20µV (26dB/µV).
- * Continuity tester 0-500 ohms.
- * Fully portable (battery).
- * Sturdy carry case.



Price £249.00 + £37.35 V.A.T.

SADELTA COLOUR PATTERN GENERATORS

THE SADELTA RANGE OF HAND HELD COLOUR PATTERN GENERATORS is intended for use in production, installation and service of both colour and monochrome TV sets, video and computer monitors. In order to control and adjust the various parameters eight switchable patterns are provided. The technician has ready access to Laboratory, workshop and field use as the Generator has been designed using the latest micro-technology to achieve truly pocket size instruments. Internal re-chargeable Ni-Cd's. Supplied with 9V power supply charger. Size 131mm x 81mm x 23mm.

T.V. PATTERN GENERATOR PAL MC11B UK

- * Band IV (21-34)
- * Band III (5-12)
- * O/Put 10mV into 75ohms
- * Sound output
- * PAL I.

Price £124.95 + £18.74 V.A.T.

PAL VIDEO COMPOSITE GENERATOR

- * PAL B.G.I.
- * O/Put 1V p.p. @ 75ohms
- * Audio O/Put 10mV
- * Switching 12V @ 4K7ohms

Price £124.95 + £18.74 V.A.T.

R.G.B. PATTERN GENERATOR

- * O/Put sigs. Pos.RGB
- * Neg. Composite
- * O/Put TTL 5VP-P
- * Blank Pulse etc. CCIR

Price £111.95 + £16.79 V.A.T.

DIGITAL THERMOMETER



- * Pocket Size
- * -50°C to +750°C
- * 1°C Resolution
- * 0.5" LCD
- * Supplied with thermocouple

Price £59.50 + £8.92 V.A.T.

200MHz DIG. FREQ. METER



- * Pocket Size
- * 8 Dig. LED Display
- * Freq. Range 20Hz to 200MHz
- * Resolution 0.1Hz
- * Sensitivity 10mV

Price £75.50 + £11.32 V.A.T.



DIGITAL CAPACITANCE METER

- * High Accuracy
- * 0.1pf-2,000µf
- * LCD display
- * 8 Ranges
- * Accuracy ±0.5%
- * Full scale ±1 digit

PRICE

£38.00
+ £5.70 VAT
Case Included



Price £23.00 + £3.45 V.A.T. each

The THANDAR TP1 LOGIC PROBE and TP2 LOGIC PULSER are effective and economical tools for checking both TTL and CMOS circuits. TP1 can show 14 different circuit conditions and can detect pulses down to typically 10ns. TP2 can inject a signal directly into a circuit without damaging sensitive components. Together they can stimulate and monitor responses of components 'in circuit', greatly aiding fault finding.



U.K. POST PAID, export enquiries welcome. Visa/Access or cheque with order, payable B.K. Electronics. Official Orders welcome from Govt. Depts., Colleges, P.L.C.'s etc. Large S.A.E. for technical leaflets of complete range. Delivery normally within seven days.



B. K. ELECTRONICS DEPT. T

UNIT 5, COMET WAY, SOUTHEND-ON-SEA, ESSEX. SS2 6TR TEL: 0702-527572

West Midlands TV & Video

Wholesale

CHRISTMAS STOCK NOW IN

OVER 3000 TV's & VIDEO's IN STOCK AT UNBEATABLE PRICES – HURRY NOW.

HUGE STOCKS WORKING & GENUINE UNTESTED TV's & VIDEO's

ALL WORKING STOCK SERVICED TO SHOWROOM STANDARD

WORKING CTV's

PHILIPS G11	£18
KT3/K30	£30
BUSH T20	£18
GRUNDIG	£35
TOSHIBA	£30
FERGUSON TX9/10	£30
TX TEXT	£60
STEREO TEXT	£85

WORKING ELECTRONIC VIDEOS

From £50

SPARES AVAILABLE FOR MOST TV's & Video's (CALLERS WELCOME)

WORKING VIDEO's

FERGUSON 3V29/3V30	£65
JVC 7200	£75
PANASONIC	£75
SHARP	£80
AMSTRAD 7000	£70
3V31/3V35	£90
HITACHI VT11	£75
LONG PLAY VIDEOS	£100

TEST YOUR OWN SETS

NEW INFRA RED HAND SETS FROM £10

NEW VHS VIDEO HEADS FROM £15

BLOCKS OF 10 SETS FROM £40

★ DELIVERY SERVICE THROUGHOUT ENGLAND, IRELAND & SCOTLAND ★

ALL PRICES SUBJECT TO V.A.T. AND QUANTITY

TRADE SHOWROOM

LARGE QUANTITY OF READY TO SELL VIDEO's & TV's

Call in – you will be delighted

2 MINUTES FROM JUNCT. 9–M6

WAREHOUSE IN PASSAGE

OFF LITTLE LONDON

CALDMORE, WALSALL

TEL. 0922 724542/722208

MOBILE 0860 499495

Open Mon-Sat 9am – 6pm Sunday by appointment

ELECTRO

UNBEATABLE NEW WAREHOUSE OPENING OFFERS

TVs WORKING

8800	£11.00
TX 9 BASIC	£25.00
TX 10 TXT	£55.00
N/THORN BASIC	£30.00
N/THORN TEXT	£55.00
PHILIPS	ITT
GRUNDIG	DECCA

VIDEOs WORKING

3V29/30	£65.00
3V23	£70.00
3V31	£90.00
N/THORN F/L	£70.00
SHARP	PANASONIC
HITACHI	AMSTRAD

PORTABLES ONLY £55.00

100s of original tapes titles only £2.25

GRADE 'B'

Midis	£ 49.00
R/C 14" TV	£ 90.00
Radio/Cassette	£ 8.00
MICROS	£25.00

Pay Us a Visit You Won't be Disappointed We Guarantee!!

Next to FORD CENTRAL MOTORS

ELECTRO
168 BELGRAVE GATE
LEICESTER LE1 3XL

MAKE YOUR

INTERESTS PAY!!

Train at home for one of these Career Opportunities

More than 8 million students throughout the world have found it worth their while! An ICS home-study course can help you get a better job, make more money and have more fun out of life! ICS has over 90 years experience in home-study courses and is the largest correspondence school in the world. You learn at your own pace, when and where you want under the guidance of expert 'personal' tutors. Find out how we can help YOU. Post or phone today for your FREE INFORMATION PACK on the course of your choice.

GCSE/GCE/SCE

- Electronics
- Basic Electronic Engineering (City & Guilds)
- Electrical Contracting/ Installation

TV, Video & Hi-fi Servicing

- Radio Amateur Licence Exam (City & Guilds)
- Car Mechanics
- Computer Programming
- Motorcycle Repair

SEE ORACLE PAGE 671

Course of Interest

Name

Address

P.Code

ICS

International Correspondence Schools, Dept. EGS10
312/314 High Street, Sutton, Surrey SM1 1PR.
Tel: 01-643 9568 or 041-221 2926 (both 24 hrs)


NOTICE

TO ESSEX TV TRADERS

NEW WAREHOUSE

Ex-rental TVs and VCRs plus new manufacturers 'B' graded goods available now!

- ★ Fully serviced, ready for the showroom
- ★ VCR toploaders/front loaders
- ★ TVs — Ferguson, Philips Professionals, TX stereo, National Panasonic, Grundig, Decca, Toshiba, JVC, Samsung and a lot more



Phone Paul on 0375 640800
(2 lines)

GRAB SOME ACTION NOW —
Strictly TRADE ONLY

CLEARVISION

30A CORRINGHAM RD.
STANFORD-LE-HOPE, ESSEX
OPEN MON-SAT 9AM-6PM

APPROX. 5 MINS FROM
DARTFORD TUNNEL
TAKE A13 TILBURY ROAD
FROM JUNCTION 30/31, M25

TELEVISIONS — VIDEOS — TELEVISIONS

VIEW-TEL

CO DURHAM

A NEW NAME IN

TRADE SURPLUS TVs

Large selection mainly
THORN — GRANADA STOCK

Discount ten or over

ALL SIZES AVAILABLE

Thousands in stock. Good quality.
Fresh stock every week.

Portables, Teletext, VHS Videos, STD 20", 22", 26"

Complete loads at discount prices

All stock collected from source by our transport and handled with care.

 **VIEW-TEL TELEVISIONS**
(0388) SWAN STREET, EVENWOOD,
832832 Nr. BISHOP AUCKLAND, CO. DURHAM.

FIRST IN TUBE REBUILDING TECHNOLOGY

30AX; 540 SERIES!

REDUCED SERVICING COST,
FIT A *DIRECT REPLACEMENT*

AVAILABLE ONLY FROM CHROMAVAC.
PRE CONVERGED AS ORIGINAL.
EXTERNAL MULTIPOLE UNIT NOT REQUIRED.

QUALITY REBUILDS

SPECIAL OFFERS
ON
INLINE



Get on the hot-line today!

SAVE £££s

KEEP THAT OLDER SET
PURCHASE A NEW 56-410
OR 47-342/3 TUBE
FOR ONLY £5 + CARRIAGE
Also NEW 560 AKB22 £35
NEW 670 XB22 £37.50

061
681 2959

most types of
Inline Re-builds
or new ex-stock
PRICES SUBJECT TO
GLASS EXCHANGE

Delta Rebuilds

Up to 19"	£28
Up to 22"	£30
Up to 26"	£34
110" up to 22"	£34
110" up to 26"	£38
Low focus	+£2
A47 342 New	£28
17FHP New	£30
470EHB New	£30
Delta only. Less 5% +	

Inline Rebuilds

Up to 22"	From £40
Up to 26"	From £45
A56-540x	£56
A66-540x	£58
Bonded Coil	+£5

ALL SIZES OF NEW AND
REBUILT MONO TUBES
AT COMPETITIVE PRICES

IN LINE TYPES (NOT REBUILDS) PHONE RE STOCK POS.

Please enquire types not listed

370 HFB-A37-590	£50	AXT 56-001	£67
370 HUB	£50	670 CZB	£80
AXT 37-001	£50	A66-540	£125
420 CSB	£50	420FSB	£60
420 EDB-A42-590	£50	14" (A34); 16" (A38); 21"	
420 EZB	£50	(A51); FST now available	
420 ERB	£50	at special low prices	
470 KUB	£50		
510 UFB	£67		
510 VSB	£67		
AXT51-001	£67		
560 DYB-560 DTB	£67		
560 EGB	£67		
560 CGB	£67		
560 DMB	£67		

MIN. CARRIAGE £5
£10 if glass collected.
TERMS
Cash with order
ALL PRICES
EXCLUSIVE OF VAT

NOTE
Surcharge
without
exch. glass.

★ WE PURCHASE SURPLUS STOCKS
OF INLINE TUBES: ALSO A56/
66 — 510/540 ETC. OLD GLASS.
DELIVERY: By return on all stock items.

THE COMPANY WHO PUT HIGH STANDARDS FIRST



CHROMAVAC LTD., PUMP STREET,
HOLLINWOOD, OLDMHAM OL9 7LR



Ask for Mr Butterworth ON: 061-681 2959

METEX & TEST LAB INSTRUMENTS YOU PAY TRADE PRICES!



3 1/2 AND 4 1/2 DIGIT Dmms

ALL WITH CONTINUITY TEST (★ With Capacitance + With Hfe ○ With Freq.)

PRO SERIES METEX

3 1/2 & 4 1/2 DIGIT

All With Case. 20A AC/DC

17mm Display (3800 12mm)

3800 32 Range 0.5% (+)	£31.50
3610 30 Range 0.3% (+)	£39.53
3630 30 Range 0.3% (**)	£47.57
3650 30 Range 0.3% (***)	£52.93
3650B as 3650 with Bargraph	£58.96
4630 4 1/2 Digit 30 Range Data Hold 0.05% (**)	£71.00
4650 as 4630 Plus 2 Freq. Ranges	£76.38

STANDARD SERIES

3 1/2 DIGIT 12 mm DISPLAYS

2315B 17 Range 10 ADC	£20.00
2318B 23 Range 10ADC (-)	£23.72
2335 31 Range 10A AC/DC (+)	£22.74
2325 32 Range 10A AC/DC (**)	£30.42
2355 32 Range 10A AC/DC (***)	£34.57
2365 38 Range 10A AC/DC (***)	£37.25

Plus Logic Probe

METEX AUTORANGE

3 1/2 DIGIT With Datahold & Freq Counter


M80 21mm display	£50.92
M81B 17mm display, true RMS	£56.28
M818b with bargraph	£64.32

TEST INSTRUMENTS

3000 LCR AC Bridge	£102.30	TE22D 1 MHz Audio Generator	£81.75
M3002A AC Millivolt Meter 1MHz	£85.80	3300 Autorange Digital Cap. Meter	£84.00
2020 500 KHZ Function Generator	£96.50	6100 Signal Tracer/Injector	£32.30
4162A0 150 MHz Fr Gen. Plus 6 Digit Counter	£172.86	5250 150 MHz 7 Digit Frequency Counter	£64.50
2603AD 1 MHz Af Gen. plus 6 Digit Counter	£166.16	0ST5M 5 MHz Bench Scope	£168.00
TE200 150 MHz Rf Gen. (350 MHz Harmonic)	£80.00	243 0/24V 0/3A Variable PSU	£56.00
		245 0/24V 0/5A Variable PSU	£69.55
		154 4/15V 0/4A Variable PSU	£40.00

"POCKET" TEST INSTRUMENTS

YF20 Dual Scale Sound Level Meter 120dB	£32.85	3900TD LCD Dmm With Dwell And Tach Ranges	£49.58
225V VHS Video Head Tester	£30.69	KT50 LCD 8 Range Capacitance Meter	£36.20
1065 Digital Lux Meter - 3 Ranges	£46.83	6060 LCD Digital True Power Meter 6KW 19	£64.00
07 Logic Probe	£7.63	2070 19 Range Multimeter 10ADC + Buzz	£12.00
M625 Logic Probe/Pulsar	£14.74	2030ET 27 Range 10A AC/DC. Cap. Hfe Temp. Buzz	£35.30
300 AC Clamp Meter 600A/300V/Resis	£33.50	5050E 41 Range FET mm	£26.77
M265 Add on AC Clamp Probe for Dmm's	£16.48	DM5 Wallet Autorange Dmm	£17.35
501 Electronic Insulation Tester 500V	£53.25	921 Pen Type Autorange Dmm	£24.78
504 Electronic Insulation Tester 1000V	£70.88	850 Mains Phase Tester	£21.20
K0M6 TA Dip Meter 1.5 to 250 MHz	£41.88	260 1000A AC Digital clamp meter	£40.25
1062 LCD Temperature & data hold	£36.72	261 Add on insulation tester for 260	£29.35
302K LCD Temperature Two 1/P	£32.00		



AUDIO-ELECTRONICS ARE ALSO INSTRUMENT DISTRIBUTORS FOR HAMEG • FLIGHT • BLACKSTAR • ALTAI • THURLBY • THANDAR • GROTECH • LEADER AND HITACHI PHONE FOR BEST PRICES.

(Prices correct at 17.10.89)

TELEPHONE YOUR ORDER WITH VISA/ACCESS
OPEN 6 DAYS A WEEK FOR CALLERS

AUDIO ELECTRONICS

301 Edgware Road, London W2 1BN
Tel: 01-724 3564 Fax: 01-724 0322
Sales office 01-258 1831

TRADE/EDUCATION ORDERS ACCEPTED.
EDUCATION AND QUANTITY PRICES AVAILABLE

ADD 15% VAT
(UK ONLY)

INSTRUMENT
CATALOGUE
WITH
DISCOUNT
VOUCHERS
Send A4 SAE
£1.00 stamp UK
or £2.00 stamp
for full
catalogue.

ZonePort

TV & VIDEO WAREHOUSE

SOUTHERN ENGLAND'S FOREMOST TRADE SUPPLIERS

CUSTOMER READY STOCK

We specialise in supplying working stock that has been professionally repaired to a high standard. A good range held of

**NEW B GRADE
ASSORTED STOCK
FST TEXT MODELS,
MIDI SYSTEMS, VCR's
(Single & dual speed)
PHONE WHILE
STOCKS LAST**

Ex-Granada
Models, Finlandia,
Rediffusion Mk 3,
4 & 4A, Basic,
remote & teletext
versions

Ex-Thom Sets:
Thom TX9/10,
Thom TX9/10
Text, Thom
Stereo Text.

VIDEOS

Now In Stock:
Philips, JVC, Sony, Toshiba,
Hitachi and National Panasonic

ZONEPORT

UNIT N2, LONDON ROAD TRADING ESTATE,
SITTINGBOURNE, KENT

☎ (0795) 428166/(0795) 429716

N.E. & N.W. ENGLAND

BRIGHTON & SOUTH COAST

☎ (0524) 61122

☎ (0273) 571672

BITEL

SOUTH WALES

NEW DELIVERIES EVERY WEEK

COLOUR TV

DELTA	£8 WORKING
PIL	FROM £15 WORKING
R/C	FROM £28 WORKING
TEXT	FROM £40 WORKING
PORTABLE	FROM £50 WORKING


VIDEO

ELECTRONIC VHS FROM £70 WORKING
JVC HEADS £15
RANGE OF NEW HANDSETS

ALL PRICES INCLUSIVE OF VAT

UNITS 11 & 12, TAVERNER ESTATE,
CAERLEON, NEWPORT, GWENT
(3 miles from M4, Junction 25)

Ring Bob on
0633 430040



TELEVISION

On to the Nineties

As we start upon a new decade I found myself, as long-standing editors tend to do, taking a peek at what I'd written ten years ago, back in 1979. At that time considerable retrenchment was taking place in the West European CTV setmaking industry, with Japanese manufacturers having a growing influence in the UK. Since then of course the indigenous UK setmaking industry has simply faded away. There is still a large manufacturing base in the UK, with exports at record levels, but it's now entirely owned by overseas concerns. CTV sales have waxed and waned during the past decade, with a considerable boom in the late 80s. Right now of course we're in the middle of a classic "stop" phase in the stop-go cycle.

The 80s was the decade when video established itself as a standard part of the domestic scene. At the start of the decade there was still considerable uncertainty about video systems, and the video disc had yet to come and go. By the end of the decade considerable advances had occurred – S-VHS, 8mm video, the camcorder and digital signal processing for example. All at affordable prices. It all goes to show what the Japanese consumer electronics industry can achieve in terms of offering extra value for money.

How long will the present gloom last? Ferguson's spring (1989) Market Report predicted that markets would decline as a result of continuing government efforts to curb consumer spending. 1989 followed the predicted course, with the industry suffering one of its worst years in the decade. The trade balance deteriorated during the year, so the government's clamp down on economic activity has been tightened. But, with an election due in 1992, there is bound to be some relaxation – though probably not until 1991. What a dreary start to the decade! It seems that no lessons in running the economy have been learnt, the same boom and bust pattern persisting. When the upturn does come it's unlikely to be a classic boom, since the TV and video markets in the UK are now mainly replacement ones. We shall have to rely on new products for market growth. This means satellite TV, now perking up after a slow start, more sophisticated VCRs, a further increase in video photography and the prospect of HD-TV towards the end of the decade.

The technology has certainly continued on its course of rapid development. Just a few years ago satellite TV reception was an exotic activity engaged in by a handful of professionals and enthusiasts. Now it's an everyday thing that's come to be accepted as just another of the usual offerings from the industry. There's a steady increase in the number of little dishes to be seen, and installation has turned out to be a relatively routine affair. The digitalisation of TV continues apace now that the chips required have come down in price. Small LCD TV sets are now commonplace, but the c.r.t. looks set to remain the standard device for normal viewing for many years to come.

One can't see the 90s as being a period when fortunes will be made in the consumer electronics field. Satellite TV equipment for example has from the start been offered to viewers at knock-down prices. It's likely to be a tick-over decade, as we wait for the dramatic advance represented by HD-TV.

Query Service Ends

The Query Service has been a feature of this magazine for many years – since March 1951 in fact. In the early days there was a considerable call for it. Those were the days of unreliable sets that many owners could service themselves and the faults were usually easy to diagnose. It was in fact the era of the stock fault. The situation has changed drastically since those days and owner repair is now something of a rarity. There has been a marked decline in the use of our Query Service in recent years, while diagnosis via letters of the ills suffered by modern equipment has become much more difficult. With much of today's video and TV equipment successful fault diagnosis can be achieved only by someone on the spot using sophisticated test equipment. We can guess and give some general guidance about what to look for, but access to stocks of spares, service data and suitable test gear – also very often, especially with video equipment, considerable skill – is usually required to effect repairs successfully. There's also the fact that the range of equipment now encountered, with many sets continuing to work happily for ten to fifteen years or more, is so vast that few people have practical experience of more than a relatively limited range. For all these reasons the Query Service has become steadily less feasible to run and we have reluctantly decided to terminate it.

Although we may continue to include a Service Bureau page for a month or two to publish information on file, we feel that space is better devoted to our TV Fault Finding, VCR Clinic and other servicing features. These provide feedback on actual faults and their remedies rather than guesswork. Those who require a general servicing guide will find that the recently published book "Servicing TV and Video Equipment" by Eugene Trundle is an invaluable reference source. It contains a symptom index to get you rapidly to relevant information. It's published by Heinemann Newnes, Halley Court, Jordan Hill, Oxford OX2 8EJ at £25.

We must thank all those contributors who, over the years, have manned the query service on our behalf.

EDITOR

John A. Reddihough

Please note that the telephone numbers below are for contact with the advertisement departments only. Editorial enquiries should be sent to the editor at the address given on page 177.

ADVERTISEMENT MANAGER

David W.B. Tilleard
01-261 6671

SECRETARY

Janet Reeve
01-261 6671

CLASSIFIED ADVERTISEMENTS

Pat Bunce
01-261 5942

ADVERTISEMENT COPY AND MAKE-UP

Ron Scorey
01-261 6035

SUBSCRIPTION ENQUIRIES

(0444 440 421

PRICE INCREASE

We regret the need to increase our cover price to £1.60 from the February issue. Increased production costs have made this rise necessary.

CORRECTIONS

See page 197.

NEW PRODUCT GUIDE

For commercial reasons the CPC New Product Guide last month was not included with copies distributed overseas. We should have made this clear and apologise for any misunderstandings.

COVER PHOTO

This month's cover photograph shows a Panasonic NV2000 with its top and front covers removed. See article on pages 195-7.

Camera Tube Guide

Peter Delaney, B.Sc., G8KZG

Data on TV camera tubes is not readily available. The following list of the main types of vidicon, low-light vidicon (Newvicons and Ultricons) and lead-oxide tubes (Leddicons, Plumbicons and Vistacons) has been compiled to help those who may need to replace a camera tube. The tubes are listed by diameter and grouped by their major characteristics. Within each group the tubes are listed alphanumerically: in general they are interchangeable. Notes at the end identify the more important differences.

In some cases you may find that the type number on a tube has one or more suffix letters. This indicates the grade of tube (broadcast, industrial, amateur) or the channel for which the tube is intended (red, green, blue, luminance). The suffix A is sometimes used for a more important variation and is thus included in the list below.

Except for lead-oxide tubes, which mount as listed, tubes are normally mounted from the front (lens) end of the camera. It's not possible of course to interchange tubes with different focus and/or deflection arrangements.

In case of difficulty an integral mesh tube can be replaced with a separate mesh type of similar specification by wiring G4 and G3 together on the tube base socket. Provided care is taken, it's often possible to use as a replacement a tube with a different heater rating: for example, a tube with a 95mA heater can be used to replace one with a 300mA heater by wiring a 30Ω resistor across the tube socket heater pins.

Striped filter tubes are not listed here as they must usually be replaced with a tube of the same type.

½in Vidicons

(1) Tubes with magnetic focusing and deflection. **9697, 9737, 9738**. These tubes have a 90mA heater and separate mesh – the mesh connection is to the ring next to the target connector.

P888. Separate mesh, 150mA heater.

(2) Tube with electrostatic focusing and magnetic deflection.

XQ1600. Separate mesh; 107mA, 2.8V heater.

½in Newvicons/Ultricons

See note (1). The following tubes have electrostatic focusing, magnetic deflection and a separate mesh.

XQ1601. Has a 107mA, 2.8V heater.

XQ1602. Has a 95mA heater and radiation resistant faceplate.

½in Leddicon/Plubicon/Vistacon

P8470.

¾in Vidicons

(1) Tubes with magnetic focusing and deflection. **E1170, M7075, P8037, TV8800, XQ1271, XQ1310,**

XQ1311, 20PE13, 20PE13A, 8823, 8844, 9831. Separate mesh, 90mA heater. The **P8215** is a short, 65mm version.

XQ1270. Integral mesh, 110mA heater.

XQ1300, 20PE11. Integral mesh, 90mA heater.

(2) Tubes with electrostatic focusing and magnetic deflection.

E5045, N513, N887, S4097, S4097A, XQ1272, XQ1590, 4848, 8929, 20PE14, 20PE19, 20PE20. All have separate mesh and 90mA heater.

¾in Newvicons/Ultricons

See note (1) at end.

(1) Tubes with magnetic focusing and deflection, a separate mesh and a 95mA heater.

S4075, TV9231, XQ1274, XQ1276 (has extended near infra-red response), **XQ1380** (has a radiation resistant faceplate), **Z7927, 20PE15, 4833U, 4905**.

(2) Tubes with electrostatic focusing, magnetic deflection, a separate mesh and a 95mA heater.

E5071, S4092 (has bipotential focusing lens), **S4102, XQ1275, XQ1277** (has bipotential focusing lens and extended near infra-red response), **XQ1278** (has bipotential focusing lens), **XQ1381, 4875U, 4904**.

¾in Leddicon/Plumbicon/Vistacon

P8160, P8161, XQ1427, XQ1428. Separate mesh, 95mA heater, rear loading.

1in Vidicons

(1) Tubes with magnetic focusing and deflection.

OB2, OB7, P862, P864, XQ1030, 9620, 55850. All have an integral mesh and 95mA heater. The **XQ1031, XQ1032, 7262** and **7262A** are short, 5in. versions.

TH9806, TH9807, TH9808, TH9808N, TH9812, TH9815, TH9817, 7226. All with integral mesh and 150mA heater. The **TH9814** is a short, 5in. version.

C9132, C9153. Integral mesh, 300mA heater.

BC7735, HS200, HS200A, HS201, HS201A, P810, P826, P860, 4478, 4488, 7038, 7325, 7735, 7735A, 7735B, 8484, 10667. All have an integral mesh and 600mA heater.

BC4809, BC8541, C102B, C103B, C104B, C105B, P831, P833 (has mesh connection to ring next to target connector), **P842, P844, P847, P849, P8034A, P8038, P8203, P8204, P8205, XQ1005, XQ1006, XQ1007, ZQ1008, XQ1040, XQ1041, XQ1042, XQ1043, XQ1044, XQ1240, XQ1241, XQ1280, XQ1290, XQ1291, XQ1292, XQ1293, XQ1294, XQ1295, 2260, 4542** (has extended storage target), **4809, 4846, 8541, 8541A, 8604, 8626, 9677, 55851**. All have separate mesh and 90 or 95mA

heater. The XQ1285, 4569 and 4589 versions have a fibre optic faceplate. The following are short, 5in. versions: P863 (has mesh connection to ring next to target connector), P866, 9706, 9730 (mesh connection as P863), 8573A. The C23151 and C23257A are versions 4in. long.

TH9806PA, TH9807PA, TH9808PA, TH9810, TH9812PA, TH9815PA, TH9817PA, TH9818PA. All with separate mesh and 150mA heater. The TH9814PA is a short, 5in. version.

C102A, C103A, C104A, C105A, C9132A, C9133A, C23281 (has extended storage target), P8030, P8031, TH9833, XQ1001, XQ1002, XQ1003, XQ1004, XQ1050, XQ1051, XQ1052, XQ1053, XQ1054, XQ1060, XQ1061, XQ1062, XQ1063, XQ1064, XQ1065, XQ1066, XQ1067, 2255, 9728, 55852. All with separate mesh and 300mA heater. The XQ1160 and XQ1161 (both with mesh connection to ring next to the target connector) and the 4503A are short, 5in. versions.

BC8507, P841, P841X, P843, P846, P848, P848D, 4589, 8507, 8507A, 8572, 8572A, 8625. All with separate mesh and 600mA heater.

(2) Tubes with electrostatic focusing and magnetic deflection.

BC8134, 4811, 8134. All with separate mesh and 90 or 95mA heater. The 4493, 4494 and 4495 are versions with reduced target area.

(3) Tubes with electrostatic focusing and deflection. 9745. Has separate mesh and 90/95mA heater. The 9802 is a short, 5in. version.

4514. Separate mesh, 300mA heater. short 5in. tube.

1in Newvicons/Ultricons

The following have magnetic focusing and deflection, a separate mesh and 95mA heater. See note (1) at end. E5041, E5058, LLSA-100, S1200, S1201, S1202, S4076, S4119 (has extended near infra-red response), TV9901, XQ1440, XQ1442 (fibre-optic faceplate), XQ1443 (extended near infra-red response), XQ1444 (has radiation resistant faceplate), Z7975, 4532U, 4906. The XQ1445 and 25PE14 are short, 5in. versions.

1in Leddicons/Plumbicons/Vistacons

The following have a separate mesh, 90 or 95mA heater and are for front loading:

BC4892, BC4893², BC4894, P8021, P8022³, P8023², P8024^{2,3}, P8025^{4,5}, P8026^{2,4,5}, P8190⁶, P8191^{2,6}, XQ1070⁵, XQ1071⁵, XQ1072⁵, XQ1073^{2,5}, XQ1074^{2,5}, XQ1075^{2,5}, XQ1076^{2,5}, XQ1090^{4,5}, XQ1091^{4,5}, XQ1093^{2,4,5}, XQ1094^{2,4,5}, XQ1095^{2,4,5}, XQ1096^{2,4,5}.

The following have a separate mesh, 90 or 95mA heater and are for rear loading:

P8141, P8142³, P8143², P8144^{2,3}, P8145^{4,5}, P8146^{2,4,5}, P8196⁶, P8197^{2,6}, P8442⁶, P8443^{2,6}, XQ1080^{4,5}, XQ1081^{4,5}, XQ1083^{2,4,5}, XQ1084^{2,4,5}, XQ1085^{2,4,5}, XQ1086^{2,4,5}.

The following have a separate mesh, 190mA heater and are for rear loading:

P8147^{3,4}, P8148^{2,3,4}, P8490⁶, P8491^{2,6}, XQ1500^{3,4},

XQ1501^{3,4}, XQ1503^{2,3,4}, XQ1504^{2,3,4}, XQ1505^{2,3,4}, XQ1506^{2,3,4}.

30mm Leddicons/Plumbicons/Vistacons

The following have an integral mesh, 95mA heater and are for rear loading:

P8000, 4591, 4816, 55875, 55876.

The following have a separate mesh, 95mA heater and are for rear loading:

P8001, P8003², P8005⁵, P8007^{2,5}, P8131⁵, P8133^{2,5}, P8135^{4,5}, P8137^{2,4,5}, 4592, 4816.

The following have a separate mesh, 190mA heater and are for rear loading:

XQ1520^{4,5}, XQ1521^{4,5}, XQ1523^{2,4,5}, XQ1524^{2,4,5}, XQ1525^{2,4,5}, XQ1526^{2,4,5}.

The following have a separate mesh, 300mA heater and are for rear loading:

BC4592, BC4593², BC4594², BC4992⁵, BC4993^{2,5}, BC4994^{2,5}, E5040, E5055², P8008^{4,5}, P8130⁵, P8132^{2,5}, P8136^{4,5}, P8138^{2,4,5}, P8400⁵, P8401^{2,5}, XQ1020, XQ1021, XQ1022, XQ1023², XQ1024², XQ1025², XQ1026², XQ1410⁵, XQ1411⁵, XQ1413^{2,5}, XQ1414^{2,5}, XQ1415^{2,5}, XQ1416^{2,5}, 4593², 4817.

The following have a separate mesh, 400mA heater/light supply and are for rear loading:

BC4392⁵, BC4393^{2,5}, BC4394^{2,5}.

1½in Vidicons

(1) With magnetic focusing and deflection.

P8207. Has separate mesh and 95mA heater.

P8217 (with mesh connection by flying lead), 8521. These have a separate mesh and 600mA heater.

(2) With electrostatic focusing and magnetic deflection.

BC8480, 8410, 8480. With separate mesh and 90 or 95mA heater.

Notes

(1) The target with an Ultricon tube (U suffix to type number) should be set at 8-10V with respect to the cathode. Newvicon tubes are in general directly interchangeable with the equivalent vidicon with a standard target layer.

(2) Extended red response.

(3) Tube with light bias from 5V, 100mA bulb in tube socket.

(4) Tetrode electron gun (anti-comet tail tube).

(5) Tube with light bias in base. With 95mA heater tubes this is powered by a 5V, 250mA supply between pins 1 and 5. With 300mA heater tubes the power is provided by the heater circuit within the tube.

(6) Diode gun.

Whilst care has been taken with this listing of tubes that have similar parameters we cannot guarantee that a different tube type will necessarily be a satisfactory replacement.

Teletopics

SATELLITE TV

Interest in Sky Television's offerings seems to be on the increase. The number of installations surged during October to 122,000. Sky claims that over one million homes are now able to receive its service, either via a dish or cable feed. An Authorised Sky Agent scheme has been introduced. Retailers appointed as agents will receive a £25 commission for each customer they sign up as a subscriber, plus various promotional items. They will not receive extra payment for decoder installation however.

Meanwhile BSB is busy with pre-launch promotional activities. Viewers can join a "Launch Club" through retailers who participate in the scheme, paying a £10 deposit against purchase or rental of an installation. The offer will continue till the end of January. For their deposit they will be offered a free Squarial, free installation up to £60 and three months' free subscription to the Movie Channel. The viewer has to pay for the cost of the receiver of course. Ferguson has suggested a price of £259 for its first BSB receiver. Squarials are expected to sell for around £80.

Samsung has entered the UK satellite TV market with a range of dishes and receivers which are being sold as Vortec Star systems.

Chaparral Communications has opened a UK office at 10 Campbell Road, Hanwell, London W7 3EA (0157 96 587). The company was formed in 1980 and is the world's leading supplier of feedhorns. It has launched two particularly interesting items on the UK market. The 11/12 Twister feedhorn gives reception of both the 11 and 12GHz bands, enabling a single dish to be used to cover the complete Ku band. The 11/12 Twister has a suggested retail price of £125. It uses a ferrite polarity switching element that can be skewed for proper alignment with each transmission. The Monterey 20 international home satellite receiver, with a suggested retail price of £995, is designed for multi-satellite reception.

It's understood that as a fund raising measure the Bond Corporation is seeking to sell its 36 per cent stake in BSB. The Corporation's recent losses and debts of A\$8bn have led to consideration of this disposal.

BUSINESS NEWS

Following an eighteen month investigation, the European Commission has proposed that anti-dumping duties be imposed on small-screen TV sets from South Korea. The duties would have to be approved by the European governments. They range from 10 per cent in the case of Daewood, 12 per cent for GoldStar and 13 per cent for Samsung to 19.6 per cent for smaller exporters. The initial complaint to the Commission was made by Philips, Thomson, Grundig and Nokia. European small-screen CTV imports from South Korea rose from 23,000 in 1984 to 1,083,000 in 1988. An investigation into exports from Hong Kong and China is continuing.

Alba has bought the right to use the Hinari brand name in the UK and all stocks.

The Italian government has taken a majority stake in brown-goods manufacturer Seleco following mounting losses. Electrolux, which acquired a major stake when it

took over Zanussi, plans to sell its remaining interest. The government's stake is being passed to the government-controlled holding company IRI.

CATALOGUES

The 1990 Wizard Distributors' trade catalogue is available on request from Wizard Distributors, Empress Street Works, Empress Street, Manchester M16 9EN (061 872 5438). The company has introduced a computer ordering system via a videotext operation which will also make available to users manufacturers' technical information and over 25,000 fault descriptions with remedies, covering TV, video, audio and CD equipment.

Cirkit's 1990 industrial Catalogue, with 320 pages and a newly designed layout, is now available free from Cirkit Distribution Ltd., Park Lane, Broxbourne, Herts EN10 7NQ (0992 444 111). It's divided into 28 specialised sections that give full technical and ordering details.

Bi-Pak's new 1990 catalogue is available free on request from the company at PO Box 267, Southampton SO9 7XW (0703 231 003).

ERL Ltd., 1 Moor Park Industrial Centre, Tolpits Lane, Watford, Herts WD1 8SP (0923 55 344), is now the exclusive distributor for the ECA range of semiconductor equivalents/data books. The company has available free a catalogue giving complete details of the ECA range of publications.

SERVICING AIDS

Welwyn Tool's hand-held hot-air tool for working on surface-mounted devices is now available as part of an SMD rework kit. The kit comprises a 7A1 240V Labor hot-air tool and stand, soldering nozzle, PCB holder, solder wick/gun, PCB cleaning spray can, syringe and solder paste for resoldering, magnifier and eyepiece for inspection, plus pliers, a screwdriver and tweezers. For mobility the kit is contained in a tailor-made case. The Leister Labor hot-air tool with electronic temperature control between 20 and 600°C and its extensive range of nozzles is a highly effective way of dealing with SMDs. Further details can be obtained from Welwyn Tool Co. Ltd., 4 South Mundells, Welwyn Garden City, Herts AL7 1EH (0707 331 111).

The Fast Fix TV fault card filing system available from Alan Humphreys, 13 Mansfield Avenue, St. Johns Park, Hawarden, Clwyd CH5 3SB (0244 532 961) provides a speedy means of referring to fault reports published in this magazine over the years 1981-1988 inclusive. An update pack will shortly be available covering faults published during 1989, also a new card filing system covering video faults published over the years 1981-89 inclusive.

IN BRIEF

The colour TV licence fee will be increased to £71 from April 1st 1990. The monochrome licence goes up to £24 on the same date . . . Improvements have been made to the BBC's Ceefax system. The use of parallel instead of serial transmission speeds up access to pages, which are now concentrated in blocks of 100 depending on subject matter to make them easier to find. The Screenflash feature, a development of Newsflash, enables the user to find out which programme is tuned in and what precedes and follows it without loosing the picture . . . The Cable and Satellite 90 Exhibition will take place at Olympia, London, from 9-11 April 1990.

MANOR SUPPLIES

MK4 PAL COLOUR TEST GENERATOR FOR DOMESTIC TV & VCR

TEST OPERATIONS RELIABLE
ON 112V
WELT UNIT FANS




- ★ 40 different patterns and variations, fully interlocked sync pulses with colour blanking.
- ★ Full colour bars, DDC colour bars, whole raster & split bars (especially useful for VCR service), white, yellow, cyan, green, magenta, red, blue and black.
- ★ Chrominance
- ★ Mono output with border excursions, cross hairs, grey scale, vertical lines, horizontal lines and dots.
- ★ UHF modulator output plugs straight into receiver aerial socket.
- ★ Additional video output for CCTV & VCR.
- ★ Facilities for sound output.
- ★ Easy to build kit, standard parts. Only 2 adjustments. No special test equipment required.
- ★ Mains operated with stabilised power supply.
- ★ All kits fully guaranteed with back-up service.
- ★ Also available with VHF Modulator.

Price of Kit **£75.00**
Case (10"×6"×2¼") app. **£8.60**
Optional Sound Module (6MHz or 5.5MHz) **£3.90**
Built & Tested in Case including Sound Module **£115.00**

Post/Packing £3.00
Add VAT 15% TO ALL PRICES

PAL COLOUR BAR GENERATOR (Mk4)



- ★ Output at UHF, applied to receiver aerial socket.
- ★ In addition to colour bars R-Y, B-Y etc.
- ★ Cross-hatch, grey scale, peak white and black level.
- ★ Push button controls, battery or mains operated.
- ★ Simple design, only five i.c.s on colour bar P.C.B.
- ★ Backup service available.

PRICE OF MK 4 COLOUR BAR GENERATOR KIT £35.00. CASE £8.60. BATT HOLDERS £4.20. MAINS SUPPLY KIT £5.80 (Combined P&P £3.00).

ADD
VAT
15%

VHF MODULATOR (CH 1 to 4) FOR OVERSEAS £6.80.
EASILY ADAPTED FOR VIDEO OUTPUT & C.C.T.V.

KITS & PROJECTS

SAW IF AND TUNER UNIT complete and tested for video & audio outputs **£28.50** p.p. £1.80.
PAL DECODER KIT (Video to RGB) for Monitors **£27.00** p.p. £1.00.
PAL ENCODER KIT (RGB to Video) **£18.50** p.p. £1.30.
CROSS HATCH UNIT KIT, Aerial Input type, incl. T.V. sync. and UHF Modulator, Battery Operated, also gives Peak White & Black Levels, can be used for any set. **£13.50** p.p. 80p. (Alum. Case **£3.20** p.p. **£1.40**.)
ADDITIONAL GREY SCALE Kit **£2.90** p.p. 45p.
UHF SIGNAL STRENGTH METER KIT **£30.00** Alum. Case **£3.20**. De Luxe Case **£8.60** (Built & Tested **£48.00**) p.p. £2.50.
CRT TESTER & REACTIVATOR KIT For Colour & Mono complete with Case, Panel Meter Indicator - can be adapted for latest CRTs **£35.00** p.p. **£3.00**.

TV SERVICE SPARES

SPECIAL OFFER

VARICAP £12.00, VERT. HOLDING £10.00, HORIZONTAL £10.00, FOCUS £10.00, SCALING £7.00 p.p. £1.50.

IC SELECTION
LA7800 £1.80 SL1432 £1.20 TDA1082 £3.80 TDA2595 £4.80 TDA3651 £2.90
LA7801 £3.50 SN76280N £1.80 TDA1170 £2.20 TDA2600 £7.50 TDA3652 £3.20
M293B1 £5.80 SN76705 £9.80 TDA1180 £2.20 TDA2611A £1.90 TDA3653A £5.90
MC1302P £5.80 STK5325 £6.80 TDA1190Z £2.20 TDA2640 £3.20 TDA3653B £3.20
ML237 £3.80 STK5332 £6.80 TDA1470 £2.80 TDA2654 £3.20 TDA3654 £3.20
ML238 £6.80 STK5471 £6.50 TDA1670A £3.20 TDA2655 £6.80 TDA4420 £2.20
ML923 £4.80 STK5481 £8.80 TDA1701 £3.80 TDA2670 £3.20 TDA4421 £3.21
SAA1024 £5.80 STK7308 £10.80 TDA1770 £3.20 TDA2680 £3.80 TDA4442 £6.80
SAA1025 £5.80 STK7348 £10.80 TDA1870 £6.80 TDA2690 £3.80 TDA4500 £5.80
SAA1124 £3.50 STR441 £7.80 TDA1908 £2.80 TDA2780 £3.50 TDA4501 £6.80
SAA1250 £3.80 STR450 £6.80 TDA1940 £3.20 TDA3190 £4.20 TDA502A £13.50
SAA1251 £6.80 STR451 £5.80 TDA1950 £3.50 TDA3300 £6.80 TDA4503 £5.80
SAA3002 £2.80 STR4090A £8.80 TDA2150 £3.20 TDA3301 £6.80 TDA4505 £6.80
SAA3000 £2.80 STR4090S £10.50 TDA2270 £2.80 TDA3330 £3.50 TDA4600 £2.80
SAA3010 £5.80 STR4211 £6.80 TDA2510 £6.80 TDA3350 £6.80 TDA4601 £2.80
SAA3012 £5.80 STR50103 £6.80 TDA2522 £3.80 TDA3510 £9.80 TDA4610 £6.80
SAA3020 £5.80 STR54041 £6.80 TDA2548 £5.80 TDA3540 £2.50 TDA5510 £5.80
SAA3030 £5.80 STR6020 £5.80 TDA2576A £3.80 TDA3541 £3.50 TDA8180 £6.80
SAA5050 £6.80 TBA120 £1.20 TDA2577 £4.80 TDA3560 £4.80 TDA8190 £3.80
SAB3035 £7.50 TBA750 £2.20 TDA2578 £4.80 TDA3561A £5.80 TDA9403 £3.80
SAB3037 £15.80 TBA920 £2.20 TDA2579 £3.80 TDA3562A £5.80 TDA9503 £3.80
SAF1032 £4.50 TBA950 £2.20 TDA2578 £3.80 TDA3565 £3.80 TDA9513 £4.80
SAF1039 £2.20 TCA270 £1.80 TDA2579 £3.80 TDA3565 £3.80 TDA9513 £4.80
SL470471 £2.80 TCA800 £5.30 TDA2581 £2.20 TDA3566 £5.80 TEA1009 £2.20
SL486 £3.20 TDA1035T £2.40 TDA2582 £2.80 TDA3571 £4.80 TEA1014 £3.50
SL490 £2.80 TDA1037 £1.90 TDA2593 £2.80 TDA3576 £5.80 TEA2018A £2.20
SL1430 £1.80 TDA1044 £2.90 TDA2594 £3.80 TDA3650 £5.80

IC SELECTION

IC p.p. 50p

VARICAP TUNERS: Grundig 8630 series **£5.00** p.p. £1.00. U321, U322/U341/NSF204, ELC1043 (equiv), SC4, VHF NSF203 **£7.80** p.p. £1.80. UHF/VHF UV411 **£10.80**, U343 **£10.80** p.p. £1.00.

LINE OUTPUT TRANSFORMERS

SONY KV1882 £34.50 R.B.M. T20, T22 Bobbin £5.60
SONY KV2092/2096 £34.50 DECCA Bradford (state Mod No) £8.80
FERG., HMV, MARCONI, ULTRA DECCA 100, 80 £8.80
1590, 1591, 1612, 1613, 1712 £4.80 FIDELITY ZX2000, 3000 (Not 22") £15.50
FERGUSON 3787 (Normende) £9.80 GEC 2110 series £10.60
THORN 1600, 1615, 1690, 1691, 1790 £9.00 IIT CVC 5 to 9, CVC20 £9.80
THORN 3000/3500 SCAN, EHT £6.90 IIT CVC25, CVC30 series £8.80
THORN 8000 £12.80 IIT CVC45 £9.80
THORN 9000 to 9600 £9.80 IIT CVC1200/1201 £12.50
THORN TX9 £12.50 PYE 725 (90°) 731 to 741 £9.20
THORN TX10 £16.50 PHILIPS G8 £8.80
THORN TX100 110° £19.80 PHILIPS G9 £12.80
SPECIAL OFFER PHILIPS KT3 £9.80
IIT VC300 £4.80 PHILIPS K30, K35 £22.50
PHILIPS 320 £2.80 PHILIPS CTX-E S £22.50
PHILIPS G11 £5.00 PHILIPS KT4/K40 £22.90
GEC 2028, 2040, 2100 £1.00 PHILIPS 2A £26.80
PYE 691-7 chassis type only £5.00 PHILIPS CF1 £32.80
R.B.M. T20, T22 £9.80

LOPT's p.p. £1.50

TRIPLERS: THORN 9000 **£8.80** p.p. £1.50.
UNIVERSAL (best quality) **£7.80** p.p. £1.50.
CONTINENTAL TVK & BG RANGE (quote exact no.) replacements **£13.80**
DECCA/TATUNG **£7.80** p.p. £1.50.
6-3V CRT Boost Transformers for Colour & Mono **£5.90** p.p. £1.40.
455 CRYSTALS for Remote Control Handsets. 4 for **£1.00** p.p. 50p.
VHF to UHF Converters **£26.50** p.p. £2.50.

CALLERS WELCOME AT SHOP PREMISES
THOUSANDS OF ADDITIONAL ITEMS, ENQUIRIES INVITED
LARGE SELECTION TESTED COLOUR PANELS POPULAR MODELS

Telephone 01-794 8751, 794 7346
MANOR SUPPLIES
172 WEST END LANE, LONDON, NW6 1SD
PLEASE ADD VAT 15% TO ALL PRICES INCL P+P

SPECIAL OFFER THIS MONTH

<p>VIDEO TUNER CAN CMR 800/3 £20.00</p> <p>Decca 100 Lopt Panel and Frame £5.00</p> <p>WITH DATA Min with co-ax socket UHF vcap tuner 4dB gain £1.50 or 10 for £10 Can be adapted for video</p> <p>TIT TUNER CMC 301 CMC 113 CMC 302 CMC 115 CMC 303 CMC 964 £5.00</p> <p>CMR 800 Power Supply Switch Mode £5.00</p> <p>SEL ITT IFB254F2 Front Panel £15.00</p> <p>DECCA - GEC - ITT 6 push button - £5.00</p> <p>100 BC-BF Transistor £1.00</p>		<p>I.C. Holders</p> <p>DIL - DIL</p> <p>40 Pin x 4 £1.00 42 Pin x 5 £1.00 28 Pin x 5 80p 16 Pin x 10 70p 24 Pin x 5 75p 14 Pin x 10 70p 18 Pin x 10 80p</p> <p>DIL - QIL</p> <p>16 Pin x 10 £1.00 18 Pin x 10 £1.00 28 Pin x 4 £1.00</p> <p>AB Mains Switch uv 30p</p> <p>Philips Electrodynamic Stereo Headphones N6315 £10</p>		<p>SEND FOR LIST BRITISH MADE V.H.S. VIDEO HEADS from £15 to £20. SEND FOR LIST OF VIDEO SPARES, VIDEO LEAD AND BELTS</p> <p>SEND FOR DATA 20 AMP COST OVER £400. 30 VOLT TO 15 VOLTS FARNELL POWER SUPPLY 19" RACK MOUNT POST £8, IN CASE £20</p> <p>12V/1 AMP POWER SUPPLY WITH MAINS PLUG £4</p> <p>PHILIPS HALOGEN LIGHT. NEW. NO ON/OFF SWITCH, NO HANDLE WITH CORD. BLACK IN COLOUR £5</p> <p>1 OFF - NEW RHODE & SCHWARZ SBUF.E1 VISION MODULATOR A.T.V./RF 25-1000MHz T.V. TEST TRANSMITTER £8,000</p> <p>1 OFF - RHODE & SCHWARZ EKFX T.V. MONITORING RECEIVER £1,200</p>	
<p>TX100 FRONT PANEL £5 WITH REMOTE</p> <p>PHILIPS NEW TYPE U/V HAND SET £10</p> <p>NEW TEXT AND NON-TEXT TOSHIBA HAND SET MIXED - £10 FOR FOUR</p>		<p>TX100 FRONT PANEL £5 8 Button</p> <p>DESK CALCULATOR PHILIPS £7</p>			
<p>TRANSFORMERS</p> <p>AT2066/0 A12076/55 AT2048/11 AT2076/71T AT2065 AT2080/15 AT2076/35 RCO ST CT3325 AT2076/38 OT2041 AT2076/51 FB165KA Orion CVC 820 2076/51 CVC 820 2432461 2433451</p> <p>REGULATED POWER SUPPLY. Size 6"x6"x2 1/2". 0.3v - 0.4.5v - 0.6v lamp Pre-set 3v-10 12 volts, 1 amp. £5.00 Post £2.00</p>		<p>SHARP MSHIFCF09 TX9 LOPT £10 EACH 0004-235 002-01</p> <p>VIDEO MOTOR for VT568 type VCG2DD8 £8.00 AMP TUNER IF for VT568 Hitachi & GEC £9.00</p>			
<p>SENDZ COMPONENTS, 63 BISHOPSTEIGNTON, SHOEBOURNESS, ESSEX SS3 8AF.</p> <p>SAME DAY SERVICE</p> <p>All items subject to availability. No Accounts: No Credit Cards. Postal Order/Cheque with order. Add 15% VAT, then £1 Postage. Add Postage for Overseas.</p> <p>Callers: To shop at 212 LONDON ROAD, SOUTHCEND. Tel. 0702-332992. Fax. 0702 338805 Open 9-1/2.30-6. GVMT + school orders accepted on official headings. Add 10% handling charge.</p>					

Servicing the Panasonic NV2000/2010/3000

Nick Beer

These VCRs are now fairly old. Even when new they were somewhat sparse with respect to features, they looked pretty ordinary and required regular maintenance. So why are they still being sold in large numbers in the reconditioned market, at the same price as say an NV366 which has a much higher specification – and being snapped up as well? Perhaps it's because they are lovely machines to use and to service. They give good results and the head life is good. So they are an excellent choice for budget rental or sale. Since they are still being bought and there are no real reasons to scrap them, it's worth providing an article on servicing to help you to live with them a while longer.

The NV2000 and NV2010 are basic, top-loading machines, silver-grey in colour. The NV3000 is a portable VCR with an NV2000 mechanism, hence its inclusion in this article. This particular machine was not sold in large numbers but we do get them in, so I've provided a brief fault list at the end of this article.

Dismantling

Dismantling the NV2000/2010 is straightforward and is much the same as with its big brothers the NV7000 (see the September 1985 issue) and the NV7200. The top is held on by two bolts at the back corners: the cassette flap is held by two obvious silver-coloured bolts. With these removed, you'll find that as in the NV7000 series a red screw and a red bolt hold the screening can above the video heads/drum. The top-loading cassette carriage is held by a further four red bolts as in the NV333/NV366. The bottom is secured by six brass-coloured screws: when it has been removed the lower PCB can be hinged backwards after taking out the red screws and bolts and pushing it back and pulling it down from the front. When doing this, watch the tracking control knob – I suspect that you'll get a bit mad if you reassemble the whole thing only to find that there's no tracking knob!

Mechanical Service

When you get one of these machines it's likely that you will have to carry out a complete mechanical service (the Panasonic maintenance kit is part number VUD4087KIT). I suggest that you remove the top and bottom, unhinge the lower PCB, remove the screening can and the cassette carriage and then work first on the top of the mechanism. It'll save you time – you'll see why later.

With the carriage removed, the reel idler (VXP0329) can be replaced by removing its retaining circlip and guiding its brake arm away while you lift it off the shaft. The reel torque should be in excess of 400g/cm. It's not uncommon to find that this is very low. The brake band is held by its adjusting screw at one end and by a circlip under the back tension post at the other. So the post will have to be removed. Undo its retaining circlip and spring and lift it off. The band can then be released. The back tension should be set at 25-30g half-way through an E120 tape.

I recommend that you remove the bracket on the right-hand side at the top of the mechanism – the one that holds the loading/capstan motors, the dew sensor etc. It's secured by three brass-coloured bolts. Before doing this remove the loading and capstan belts from the motor pulleys on the underside of the mechanism. With this assembly removed you can take off the pinch roller (VXP0330) by removing its single retaining circlip and unhooking its spring. Beneath this you'll find a black plastic cover over the play idler. A single bolt secures the cover – it can be very difficult to undo due to a reaction between the screw and the chassis. Try firmly with a normal screwdriver: if it isn't easy get a very long screwdriver first rather than later – the head burrs very easily.

The play idler is available either as just the idler wheel (VXP0331), as in the VUD kit, in which case it has to be rebuilt on to its arm, or as a complete arm (VXL0763). This arm is of the same design as in the NV333/366 but with the addition of a soft brake for the take-up reel and the associated spring. To remove the arm, the pinch roller and the previously mentioned cover must first be removed. As with the NV333/NV366, when replacing the play arm ensure that it fits at the right side of the main lever underneath – use the same method as with these other machines (see the November-December 1988 issues). The take-up torque should be 130-180g/cm.

Whilst we're on the top side of the mechanism, with machines of this age you'll probably find that the hard brake pads are worn and should be replaced. They aren't in the VUD kit. Part numbers are VXZ0090 (supply) and VXZ0091 (take-up).

Video head replacement is the same as with the NV7000 and NV333/NV366 series, with two bolts and four soldered leads in this case. The discharge angle, which is secured by a single bolt, will have to be removed first of course. To simplify stock holding, the VEH0121 or VEH0103 heads can be used as replacements. The MCES Y series heads are superb replacements and offer a saving on the Panasonic ones. They are brand new, not rebuilds.

And so to the underside of the mechanism. The flat capstan belt (VDV0131) is replaced by removing the plastic cover over the pulley, the flywheel support bracket and the fan wind belt (as Panasonic call it). The latter (VDV0120) drives the reel drive assembly from the capstan flywheel. The loading belts are small and large as with the other machines we've mentioned. To replace them, unbolt the plastic guide beside the bottom of the DD unit then unclip the DD unit loom from the chassis and follow it round to the servo PCB, unplugging it here. The large belt (VDV0135) will have to be pulled up over the loom and the new one threaded over it as the loom goes through the centre of the belt's run. This palava is required because the loom isn't, as with the NV333/NV366, plugged at the DD end. The smaller belt must be replaced before fitting the new large one as it fits on the lower half of their shared loading pulley.

As with the brake band, the idlers, pinch roller etc. these belts are in the VUD kit. Two items that aren't but

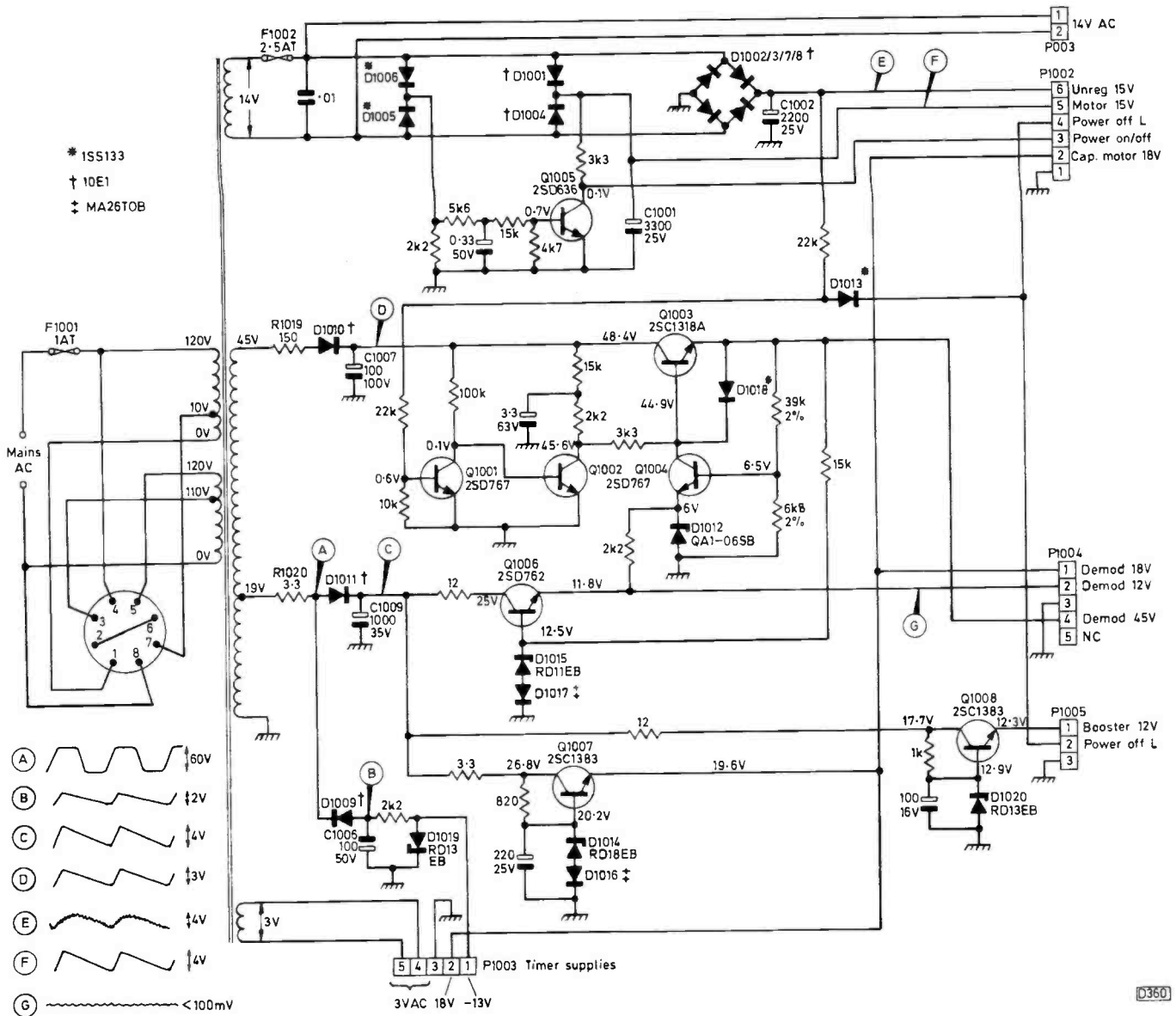


Fig. 1: Power supply circuit used in the Panasonic Model NV2000.

often need replacing are the reel pulley and the secondary pulley (VXP0351/2). These form the drive and clutch system between the belt from the flywheel and the idler itself. The clutch becomes noisy and the pulley wears. The mode switch is exceptionally reliable and thus shouldn't, as it should with more recent Panasonic models, be replaced as a matter of course.

Faults List

That sums up the mechanical side. Fig. 1 shows the power supply circuit, with some corrections with respect to the circuit in the manual. The ripple characteristics at various points are included. We'll round off with the usual faults list.

(1) Will not, or sluggish, rewind or fast forward. The most likely suspects are the reel idler (VXP0329) and the capstan belt (VDV0131). The clue is usually whether the fault is in both directions: if it is, suspect the idler; if it's in only rewind or fast forward suspect the belt. If the latter is o.k. check the so-called fan belt (VDV0120) and the two-part clutch gear assembly (VXP0351/2). Alternatively for no rewind and/or fast forward relay RY2001 (VSY2026) may have dirty contacts.

(2) No clock/clock won't set/won't keep correct time. Usually due to a faulty MN1435VX timer chip (IC7501). Sometimes ancillary components can be at fault. Check X7501, D7501/2/3 and Q7501 (2SD636). See also fault (3).

(3) No clock, hum on E-E sound and vision, capstan servo incorrect. All due to C1009 (1,000µF, 35V) being faulty.

(4) Mechanics stuck in the stop mode, won't eject, otherwise o.k. D6010 (MA165) faulty, inhibiting the loading motor. Also check the condition of the large loading belt (VDV0135).

(5) No mechanical operation but will eject. Cassette sensor lamp (XAMV0019) is probably open-circuit. If it's o.k., check the driver transistors Q6024/7 (2SD636/2SB641). Note that the sensor lamp is pulsed on and off, not lit continuously.

(6) No go, no E-E, clock o.k. No 9V as the MN1405VQ syscon microcomputer chip IC6001 is faulty.

(7) No E-E vision. Trace the signal path through the demodulator module. If the signal is present at TP3001, suspect IC3004 (AN6332). If not, suspect IC701 (BN5111B).

(8) Won't switch on, clock flashing. Fault in the 12V regulated supply. Check transistor Q1008 (2SC1383) and

zener diode D1020 (RD13EB).

(9) **No record or playback colour.** Check the following items and replace as necessary: C8035/6, D8009, IC8003 (AN6371).

(10) **Capstan rotates constantly.** Dry-joint on Q6032.

(11) **Capstan runs at high speed.** Capstan free-run control-1 R2070 open-circuit or no FG output from motor (VEM0133).

(12) **No capstan rotation.** Relay RY1's contacts dirty or coil open-circuit.

(13) **Wow on playback sound.** Check play idler (VXP0331) but usually IC2005 is faulty.

(14) **No drum lock.** Check Q2002, Q2003, IC2001, C2025/6.

(15) **No take-up.** Check play idler (VXP0331), pinch roller (VXP0332) and the loading belts (VDV0122 and VDV0135).

(16) **Snowy picture via r.f. loopthrough – looks like an r.f. amplifier fault.** Check the 12V supply to the booster. If missing check Q1008 for dry-joints on all legs and/or shorts and/or R1008 (12Ω, 0.25W fusible) open-circuit.

(17) **No capstan motor rotation.** Q2013 and/or Q2015 faulty.

(18) **Sensor lamp not working, no auto stop but mechanism works.** Q6025/6 in the syscon department faulty.

(19) **High-speed knocking with fast wind.** Replace noisy pulley/clutch VXP0351 and lubricate pinion.

(20) **“WED” partially illuminated on display.** D7513 leaky.

(21) **Cuts out on play as capstan motor stops.** Q2012 faulty.

(22) **No cue.** Q6206 faulty.

(23) **Cassette jammed, tape stuck laced half way.** Faulty loading belts.

(24) **Can't set minutes and hours change with day button.** Reset the blue trimmer R7507 on the timer PCB to give 6μsec pulses measured at the potentiometer.

(25) **No tuner or record operation.** Q1006 (2SD762) faulty.

(26) **No record colour.** Colour-killer preset R8078 noisy.

(27) **Random syscon misoperation/LEDs flashing.** Syscon microcomputer chip IC6001 faulty.

(28) **No functions with capstan motor running continuously.** R6038 (68Ω, 2W) in the 5V supply to the microcomputer chip open-circuit.

(29) **Timer microcomputer chip IC7501 fails.** Add a 10μF, 50V capacitor across C7503.

(30) **Squeaking while lacing or unlacing.** Remove reel spools and clean and lubricate the mechanism spindles. The noise usually comes from the supply spool. Be very careful not to spill oil over the drive surfaces. Use Technics RZZ0L02 #56 oil.

(31) **Squeaking in play or record.** Noise comes from drum due to discharge angle. Replace this item with the sturdier VXA1584.

(32) **Corrugated verticals and squeaking noise.** Clean or replace the erase head (VBS0014), the impedance roller (plastic type now in maintenance kit) or the audio/control head (VBR0036).

(33) **Carriage won't stay down.** Check for broken plastic lever (VXA1210) on the latching mechanism.

(34) **No deck functions.** Check the cassette down switch (VES0129) on the latching mechanism beneath the deck.

(35) **Scraping noise in play or record.** Check grease on flywheel bracket.

(36) **Wow on sound with noise bars rolling through the picture.** No capstan servo action due to absence of

IRISH T.V. DEALERS

VIDEOS – UHF/VHS Serviced, F/L Ferguson 3V44/45, Panasonic NV230, Samsung 616/720, Finlux 1010/20 & Grundig from **£180** each.

TV's – UHF/VHF – Most makes in stock 8, 16, & multi-channel remotes. From **£75** each. Untested from **£30** each.

EXPORT ENQUIRIES WELCOME

T.V. TRADE SALES

E.D.I. House
Ballyfermot, Dublin 10
Tel. 264139/263517
(Beside Cantrell & Corcoran)

Unit 11
Galvone Industrial Estate
Galvone, Roxboro,
Limerick
Tel: Limerick 061 47577

control pulses. Clean or replace the audio/control head (VBR0036).

(37) **Grainy picture.** Check the condition of the video heads and, at TP3007 and TP3008 (earth), that the record level isn't in excess of 150mV. Adjust with R3022.

The NV3000

Finally a short faults list for the NV3000.

(1) **No sound with own recordings, playback o.k.** Faulty microphone socket (VJJ0076).

(2) **No playback or E-E vision.** C3077 or IC3004 (AN6332) faulty.

(3) **No deck functions, power cuts off after a few seconds.** MN1405VQ syscon microcomputer IC6201 faulty.

(4) **Dew light permanently on.** IC6205 (AN6912) faulty.

(5) **Wow on sound, noise bars on picture.** IC2003 (AN6341N) faulty.

CORRECTIONS

Several points in the December issue require correction/amendment.

(1) The Salora J chassis was also used in some 16in. sets. The line driver transistor (last paragraph, page 102) is TB500, not TB501. Item (2) in the faults list, page 104, should have given CB400 and CB410 as being the usual causes of distorted field scan. CB410 is the scan coupling capacitor and is usually 1.000μF. CB412 is innocent!

(2) In CD Player Casebook, page 124, JVC Model XL-V2B, the tracking offset control is adjusted with TTS and TSS earthed (not TTS and TTS!).

(3) VCR Clinic, page 127, mentions the rack slider problem with the B and O VHS82. When this fault is encountered the rack slider should be replaced. It comes as a kit of parts, all of which must be fitted. This is a lengthy job and is tricky until you've done a few. A check on the rear edge of the old rack slider will usually reveal a pit or indentation which will confirm the diagnosis.

The mechanism is a Philips one, so the point is also applicable to many Philips machines, also Tatung and Pioneer models including the VR505 and VR707.

(4) The two electrolytics in the Rediffusion Mk. 3 chassis mentioned in Dave Mackrill's letter (page 108) should have been specified as 6C14 and 6C15 (6C12 does not cause this problem).

Christmas Caption Capers

Keith Hamer and Garry Smith

Once again Christmas approaches and we can look forward with confidence to watching favourite TV programme repeats such as *Mary Poppins* and the *Wizard of Oz*. They just have to be favourites, since they always seem to be shown at some stage during the festive season. There's a tradition at Christmas time for the BBC to discard temporarily the usual identification symbols and present special captions designed for the festivities. Some of the identification captions and modified test cards used over the years were featured in the May 1978 and January 1984 issues of *Television*. In this article we shall again raid the archives, which should please a number of readers who wrote in following our previous explorations.

It seems that the authors' collection of photographs and videos of the BBC's graphic design output is the most extensive in existence. Certainly the BBC does not have any photographs available. This is mainly due to the fact that most of the earlier mechanical symbols consisted of colourless bits that were held together with string and sealing wax – well, almost! Normally the identification lettering was on a piece of card positioned just in front of the working model. When viewed by a TV camera and colour synthesised (or chroma keyed) the symbol came to life, but the rough and ready nature of the symbol meant that all that would appear on a finished 35mm still camera print would be a monochrome symbol complete with unwanted joints – not forgetting the string and sealing wax . . . The only way to obtain a good copy of the transmitted symbol was, and still is, to photograph it live off-air or from a video recording of it. Perhaps the BBC's graphic design department staff didn't have the time to make such a copy, so the task of keeping a permanent record has fallen on those keenly interested in the subject.

BBC Xmas Captions 1969-1976

The earliest example of a Christmas symbol in our collection dates from 1969, see Photo 1. Based on the ever-faithful globe caption, which was first used in 1963, it's a special version which was used to announce with pride that the majority of the BBC-1 Christmas programmes were in colour, following the official start of colour transmissions (BBC-1) on November 15th, 1969. The curved mirror that was normally placed behind the globe to give it an iced-cake effect was replaced with dozens of what appeared to be loose fitting sequins. These moved as a result of vibration, catching the light to give a very colourful effect. As far as we can tell the globe differed from the standard one in that it was illuminated externally and was actually coloured rather than colour-synthesised.

The following year saw a variation on this theme. The standard globe, which was approximately three inches in diameter and lit internally, was used with the set of sequins replaced by small reflective snow flakes. See Photo 2.

It would seem that in 1971 the graphic designers were perhaps running short of ideas, time or inclination. The highly coloured globe from 1969 was hurriedly pressed

into service, with 1970's reflective snow flakes. Photo 3 shows the result. There wasn't any great abundance of Christmas cheer over at BBC-2 either. The standard revolving cubed 2 was used, but with coloured swirls that emanated from the centre. Just in case anyone didn't notice the change, the revolving 2 had "Christmas" underneath.

What would the graphic designers come up with for BBC-2 in 1972? Easy: use the normal revolving 2 symbol, add a little tinsel around the edges, include the word "Christmas" and there we are. Who could ask for anything more? One curious thing about this caption, see Photo 4, was the inclusion of the wording "in colour". Curious because BBC-2 had officially been in colour since December 2nd, 1967.

Christmas 1972 was one of the rare occasions when the BBC's designers produced a variation on the clock caption, which for some reason was normally left well alone. This particular effort, see Photo 5, used the standard mechanical clock with an abstract, snake-like design around the edge. If you are wondering what the BBC-1 caption was in 1972, so are we! It's one of the few that seem to be missing from our collection. If anyone has details or a copy, please write in.

In 1973 BBC-1 departed from using the traditional globe symbol. Instead, a group of Dickensian carol singers revolved during each programme link – see Photo 6. On BBC-2 the graphic designers went berserk, festooning the revolving 2 symbol with glittering stars. This caption also included a dazzling ball within the 2. See Photo 7. An unusual feature was the inclusion of the day (Christmas Eve, Christmas Day and Boxing Day).

Unfortunately Christmas 1974 is a total blank as far as our collection is concerned. So once again if anyone has a photograph that captures the proceedings, please let us know. We come next to 1975 and, surprise, surprise, the good old globe caption reappeared, looking remarkably (see Photo 8) like the one used in 1971 despite the different style of identification. It was a very colourful symbol however, and top marks must go to those concerned with the design. This was in fact the last time that a single globe was used at Christmas.

On BBC-2 a tinselled 2 emerged on Christmas Eve 1975, at the unveiling ceremony, see Photo 9. Unfortunately this was still the pre-VCR era, so we don't have a video recording of it. Knowing the ingenuity of the graphic designers however we suspect that the 2 symbol revolved in some way.

The final year's efforts featured in this article were in 1976. Exactly the same style of identification was used on BBC-1 as in the previous year, but the globe was replaced by a large rotating snowflake, see Photo 10. The curved background had also received treatment. Once again an extremely colourful Christmas caption had been concocted. The designers were obviously proud of their identification, because 1976 was one of those very rare occasions when even the clock caption had the logo changed – see Photo 11.

BBC-2 went psychedelic in 1976. The usual revolving 2 symbol was used, with odd lines going one way and even ones the other, but for Christmas weird and



Photo 1: BBC-1, 1969.



Photo 2: BBC-1, 1970.



Photo 3: BBC-1, 1971.



Photo 4: BBC-2, 1972.



Photo 5: 1972 Xmas clock.



Photo 6: BBC-1, 1973.



Photo 7: BBC-2, 1973.



Photo 8: BBC-1, 1975.




Photo 9: BBC-2, 1975.



Photo 10: BBC-1, 1976.



Photo 11: 1976 Xmas clock.




Photo 12: BBC-2, 1976.

wonderful colours emerged to give a very pleasing effect. Photo 12 shows the result. Unfortunately the full effect cannot be conveyed by a monochrome photograph, but viewers without a colour telly had the same problem and had to use their imagination.

In Conclusion

That completes our review of BBC Christmas captions from 1969 to 1976. Had space permitted we could have

gone on to tell you about Santa's revolving head or the melange of medieval trumpeters, but you'll have to wait till another time. Don't forget: if you have any photographs or video recordings of pre-1980 BBC captions or test cards, please send us details. In particular we're trying to track down a video recording of the 1963 BBC Schools pie chart/grey scale tuning signal plus any music used with the BBC Test Card C. If you can help, please write to Keith Hamer, 7 Epping Close, Derby DE3 4HR, or telephone 0332 513 399.

CD Player Casebook

Reports from Mike Leach
and Nick Beer

Hinari DSK2 Midi System

A stock fault seems to be developing on the Hinari DSK2 midi system – we've had three of them in recently, all suffering from the same problem. The reported symptom is usually "won't play any disc". When you've finally managed to get the CD section into a position where you can service it, something that's not easy, you can see that when the tray is closed with a disc in it the turntable doesn't rotate. If the disc is removed and the tray is closed the optical assembly lens doesn't move up and down to achieve focus. I have to stress that you mustn't stare at the beam emitted from the lens: you can see from side viewing whether the lens moves or not.

Since the turntable won't rotate until focus has been achieved, one's first suspicion would be that there's a focus drive fault. You'll find IC803 (STA341M) mounted on the PCB beneath the laser assembly: a scope connected to pin 6 of this chip should show the focus drive waveform. In each of the cases we've had the waveform was present right the way through to the optical assembly, though no movement of the assembly was apparent. We found that in each case a delicate touch on the lens with a cotton bud produced three or four focus coil movements. In one case a tiny drop of thin oil applied to the focus coil pivot restored normal operation. It's not a good idea to go pouring oil into laser assemblies, but on this one occasion it did the trick.

As yet I've not been able to prove that the laser assemblies have been faulty. It would seem that the focus coil does give problems, but our customers have not accepted the repair estimate as the laser assembly is expensive. I'd be interested in any comments from other engineers with experience of these players. Maybe someone has actually replaced an optical unit to clear this fault. Other engineers have told me that the turntable motor gives problems. Usually the disc will start to rotate, but does so very slowly then stops. A replacement turntable motor should cure this fault.

M.L.

Philips CD104

This one proved to be a difficult fault. It eventually turned out to be man made. The symptom was that the player wouldn't play past track five. There was variation from disc to disc, but towards the end of track four dropouts would occur and the machine would eventually shut down in the stop mode.

Our first move was to scope the h.f. eye pattern at pin 7 of the SAA7010 demodulator chip on the decoder panel. It was unstable, and I felt that the fault was probably mechanical rather than electrical. This was mistake number one.

Slight pressure applied to the centre of the disc clamp during play seemed to cure the trouble. I stripped the clamping mechanism to see if it was bent or disfigured in any way, then swapped over the whole clamping mechanism with one from a working machine, but no joy. As before however pressure on the clamp cured the fault. The next step was to scope the motor control waveform at pin 4 of the SAA7020 chip. It feeds the turntable motor control servo and in turn the motor, and

was extremely unstable. Still suspecting a mechanical fault I changed the turntable motor, but the fault persisted.

Back to the servo board to take another look at the motor control waveform, which in Philips machines is referred to as MCES (motor control from error correction to servo). This MCES waveform enters the turntable servo via a low-pass filter that consists of C2218, C2219, R3260, R3261 and the MC1458 dual operational amplifier chip IC6209. The voltages around this chip were all slightly wrong but were not too far out. There are two zener diodes in this circuit, and these are both critical for correct operation of the servo. They should both be 2V zener diodes but someone had replaced them with 2.5V types. Fitting 2V zener diodes cured the problem.

M.L.

Philips CD150

The complaint with this one was poor tracking when warm. We played the machine for three-four hours and everything seemed to be o.k. In fact it wasn't until the machine had played for about six hours that a fault appeared – it started to skip and jump.

Next morning we checked the laser current when cold. To do this you connect a d.c. voltmeter across test points 1 and 2, i.e. across resistor R3102 on the servo panel underneath the turntable, and play track 1 of the Philips test disc. The meter should read 50mV \pm 5mV. If you don't get this reading, adjust potentiometer R3106 on the servo panel *carefully* until a reading of 50mV is obtained. As this setting was correct we ran the player again all day. Once more the fault appeared after about six hours. We checked the laser current again: bang on 50mV.

The TDA5708 photodiode signal processor produces the focus error signal for the focus drive circuit and also the RE1 and RE2 radial error signals for the TDA5709 radial error processor. It was this chip that turned out to be the culprit. A touch of freezer on it restored normal results for several minutes, a replacement providing a complete cure.

We were lucky with this one. It's been my experience that freezer doesn't always provide much help in this application. It was however a heat related problem, as we proved with the hairdryer before ordering the replacement chip.

Incidentally all the chips used in Philips players are available from CPC Ltd., 186-200 North Road, Preston, Lancs PR1 1YP.

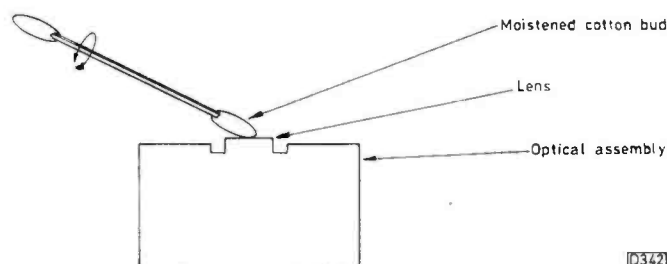


Fig. 1: Recommended method of cleaning a laser lens.

Note that you should be very careful when using a hairdryer for fault-finding. Keep the heat well away from the laser unit as excessive heat can damage it. Be careful of the flex print too. In the above case we were able to prove the cause of the fault only by disconnecting the servo board from the laser flex print, heating the chip and then reconnecting the board again. **M.L.**

Marantz CD45

This Philips-based player was part of a midi system that had suffered lightning damage. Fortunately all the items in the system are separates, otherwise we wouldn't have even considered the repair. All items other than the record deck were faulty. We removed the CD player from the rest of the system and switched on. The result was that the tray opened by itself and the display resembled Blackpool illuminations! Then the tray wouldn't close. We checked the power supply rails which were all o.k., so the MAB8441 control and display microcomputer chip on the front control panel was the next suspect. Fitting a replacement restored normal operation. **M.L.**

Cleaning Laser Lenses

I've discussed cleaning the optical assembly with several engineers. Some use a fine soft brush while some use a soft cloth with some sort of cleaning liquid, all with varying degrees of success. It's difficult to clean anything without applying pressure, but too much pressure can damage the optical lens, rendering it useless. The safest method I know of is as follows.

First try to remove the disc clamp which can get in the way. Then slightly moisten one end of a cotton bud in alcohol and lightly roll the bud over the lens. When the lens is clean, use the other end of the cotton bud to dry it completely to avoid smears etc. I've found this to be a very effective method as it requires very little pressure. See Fig. 1 **M.L.**

Technics SLXP7

This portable CD player came into our workshop with no-play symptoms. Another servicing company had said a new laser assembly was required. The customer commented that it used to play some discs all right but on others it would mistrack and would not select tracks after the TOC had been read. When he got it back with the £85 estimate it wouldn't work at all.

A quick check revealed that the r.f. (eye pattern) waveform was present at pin 15 of IC301 (AN8371S). It was extremely poor however and the laser didn't read the TOC. I was beginning to suspect the laser myself when I spotted the cause of the problem – all the mechanical adjustments on the laser assembly had been twiddled. The seals on the turntable height and pickup angle adjustments had been broken. Luckily I was able to match up the position of the turntable height screw by the shape of the broken paint around the screw head. After this the machine played but the sound was poor, with dropouts, and it took some twenty seconds for the TOC to be read. The r.f. pattern was still very poor, but fine adjustment of the two angle settings produced a much better waveform. When we'd gone through the whole set-up procedure the player produced very good results. After about five minutes of play however the front display started to show incorrect track numbers

and playing time, coupled with flashing numbers on the left-hand side. A small spray of freezer on the MN6617 digital signal processing chip IC601 corrected the display, so a new chip was ordered. When this had been fitted (all 84 pins . . .) the player was returned to a very happy customer with a bill for far less than the original quote.

Two weeks later the volume control fell to bits. Still, you can't win 'em all! **M.L.**

Pioneer PD-M50

There was a shimmering display with a slow key scan – denoted by the very slow action of the buttons, i.e. having to keep your fingers on for ages. The cause was a faulty crystal oscillator timing circuit within IC3 (CXD1135QZ).

A similar fault but this time with a strobing rather than a flickering display (lower frequency) was caused by IC6 and its crystal X3 being faulty.

These faults could also occur with the PD-M40. **N.B.**

Sony CDP35

The loading belt, part number 3-653-387-00, is a weakness in this model. Check it if the tray doesn't load or unload fully or the clamping arm doesn't lift fully.

If the main PCB is not screwed in, ensure that it's earthed at all four points, using jumper leads, when taking measurements or carrying out adjustments. **N.B.**

Sony CDP-M20S

Intermittent low and very distorted sound was traced to IC9 (M515651) being thermally defective. A hairdryer and freezer were the most sophisticated items of test gear used for the diagnosis! Shame that this isn't the case every time. **N.B.**

Sony D50

There are two versions of this player. This fault affects the Mk. 1 version which has a standard d.c. spindle motor. The symptoms are sluggish disc rotation or complete failure of the disc to rotate. Removal of the toothed belt will appear to show that there's plenty of torque, but nevertheless the motor is the cause of the trouble. **N.B.**

Technics SLP-J22 Series

I've had one or two of these units with breaks in the optical unit's FPC. The symptoms have been no disc rotation due to no laser output, or intermittent skipping and/or returning to the TOC. **N.B.**

Pioneer PD-X77

The disc went in and the display worked but the disc didn't rotate. A quick check using my new credit-card type detector showed that there was no laser output, though the LD-on signal from the syscon microcomputer chip was present. The logical conclusion was a broken FPC, and a new optical unit (PWY1003) got things going – the laser diode could have been faulty of course. When the machine was set up we found that the new optical unit also cured the playability faults the customer had complained about prior to the complete breakdown. **N.B.**

Bandwidth Compression Techniques

Part 2

Tom Ivall

In this concluding instalment we'll look at bandwidth compression schemes intended for television broadcasting.

Analogue Coding Proposal

At about the same time that Bell Telephone Laboratories devised the experimental Picturephone system (see Fig. 4 and the associated text last month), Gouriet (BBC) and Cherry (London University) proposed an analogue coding scheme. This reduced the horizontal pixel-to-pixel redundancy by adaptively varying the speed of the line scanning. In this way more time was made available for transmission of the high-information parts of the picture while less time was taken to transmit the low-information parts.

The high-information parts of the picture are where there are sharp and frequent transitions between different brightness values. So the scanning beam's velocity is varied in accordance with the sharpness, or slope, of the waveform. Fig. 6 shows the basic idea. A differentiating circuit is used to measure the slope of the video waveform. It then determines the scan velocity. Thus the steep slope of a sharp edge tends to slow the beam down. As a result the slope itself is reduced until it settles down at an equilibrium value. Conversely a gentle slope makes the beam move faster.

The arrangement is a closed-loop control system in which the beam's velocity is controlled by a function of itself. Overall the effect is to smooth out the waveform and hence the information rate. The velocity of the scanning beam in the receiver is varied in synchronism, the information for doing this being derived from the modified slopes of the received waveform.

Early Digital Proposal

A later bandwidth compression scheme intended for broadcast-quality TV was devised by Wendland and May of AEG-Telefunken. This took advantage of intra-field pixel-to-pixel redundancy in the picture as well, using digital techniques and an adaptive form of differential pulse code modulation.

The system transmits only "relevant" information. This is continuously selected as the picture changes, the selection being based on a relevance criterion derived from the characteristics of human vision. In this way the system is able to exploit the eye's relative insensitivity to noise and distortion at edges and areas of high detail, as previously discussed. "Relevant" information consists of those pixel-to-pixel differences that exceed a threshold value which varies in accordance with the amount of detail in the picture. The encoder employed a relevance detector and a system using a buffer store to smooth out the transmitted information rate so that no sudden bursts of high digit rates that would exceed the channel capacity could occur.

Two techniques were used to achieve a constant-rate data output from the buffer store. Under-flow of digits was avoided by generating and feeding into the buffer "stuffing" code words. Overflow of the buffer as a result

of an excessive rate of input digits was avoided by means of feedback from the buffer store to the relevance detector. The feedback signal depended on the number of digits held in the buffer. It controlled the relevance detector so that the output from this was limited as necessary. The developers claimed that the adaptive coder gave a data compression ratio of 5:1 relative to a 7-bit p.c.m. digitised TV signal.

Recent Systems

We'll complete this survey by taking a look at how the general principles of bandwidth compression previously outlined are used in some recent TV systems. As examples we'll consider a modern telecoms codec (coder-decoder) for videoconferencing and a system under development for HD-TV broadcasting.

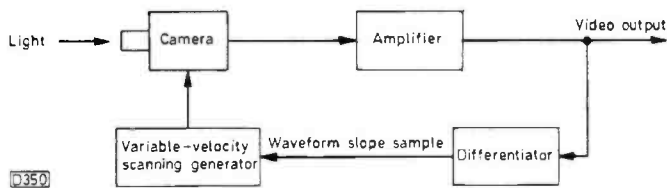
Videoconferencing Codec

The videoconferencing codec was initiated by British Telecom but later became part of a joint European research project. It's now used by telecoms authorities throughout Europe as standard equipment in both national and international teleconference networks. The equipment accepts a standard 625-line colour video signal, applies compression and transmits the result as a p.c.m. digital code at a standard bit rate of 2Mbit/s. This standard was adopted by the Conference of European Postal and Telecommunication Administrations (CEPT). It represents a 40:1 compression of the conventional p.c.m. data rate that would otherwise be required for a 625-line signal.

Bandwidth compression is based on the fundamental principle, already outlined, of transmitting only those parts of the image that change from picture to picture. This is done by a system called conditional element replenishment - the "element" being a picture element or pixel. Two reference pictures are stored digitally, one at the transmitter/encoder and the other at the receiver/decoder. At the transmitter the incoming picture, which is digitised, is compared with the stored reference picture. When the system detects a change between these two pictures it transmits data representing this change. The change information continually updates, or "replenishes", the two references so that they always contain the current picture. Because the change information is an uneven data flow it has to be smoothed out for transmission. This is done by a digital buffer memory that receives the varying inflow but feeds out the data at a uniform rate.

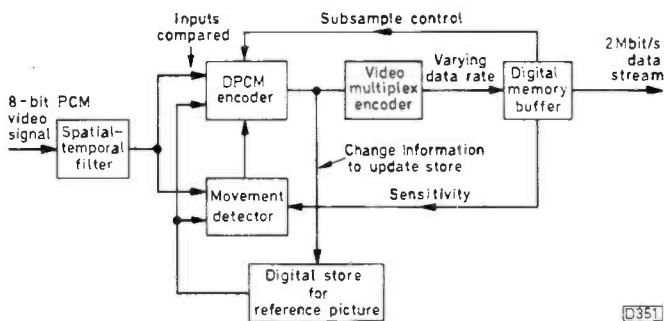
Fig. 7 shows the essentials of the conditional replenishment encoder. As can be seen, it employs differential pulse code modulation. The analogue waveform is first digitised by an AD converter (this is not shown). The resulting 8-bit p.c.m. data stream is then fed into a two-dimensional (spatial, temporal) digital filter which processes the image to remove noise and improve the performance of the subsequent movement detector.

Moving areas of the picture are predictively coded by a d.p.c.m. encoder. This is followed by statistically



D350

Fig. 6: Outline of a proposal for broadcast TV bandwidth compression based on the principle of varying the camera's scanning velocity automatically in accordance with the information rate (instantaneous slope) of the video waveform.



D351

Fig. 7: Conditional element replenishment principle which is in current use in a standard telecommunications codec for videoconferencing. Reference pictures stored at the encoder and decoder are updated as picture-to-picture changes occur. Only the changes are transmitted.

matched variable length coding. In the event of a lot of movement, the resolution of the transmitted moving area is decreased by subsampling in an adaptive manner to take advantage of the fact that the eye's ability to perceive detail decreases with increasing speed of movement.

With a relatively still picture the encoder generates false moving areas to ensure that the transmitter's buffer doesn't under-flow and to replenish the picture stores at the transmitter and the receiver over several seconds to remove distortion caused by coding or transmission errors.

Control of both these modes is achieved by monitoring the content of the transmitter's buffer.

The video multiplex coder shown in Fig. 7 combines addressing data with each moving area and introduces special line and field start codes to ensure that the receiver is kept in synchronism.

For colour information an input processor either converts a composite analogue waveform into separate luminance and chrominance components (Y, U, V) or matrixes separate RGB inputs to produce YUV. It then converts these components to a digital form. The U and V chrominance components are coded in the same way as the luminance component Y.

Decoding at the receiver is of course the reverse of the encoding process shown in Fig. 7.

This codec with its bit rate of 2Mbit/s represents current practice in video telecommunications. Recently developed compression equipment is capable of operating at even lower information rates however, giving as good quality videoconference pictures at 320kbit/s as the 2Mbit/s ones and passable videophone pictures at only 48kbit/s.

Current Research

Video telecommunications research aims to reduce the bandwidth even further, employing the principle of

sending digital code words to indicate features in a picture rather than transmitting in code form the actual pixels that form these features. Thus in the case of a speaking human face it might be possible to distinguish by pattern recognition ten or more different mouth positions and send a code word for each position as it occurs. A synthesiser at the receiver would produce the appropriate pictures of mouth positions in response to the received code words.

Compatible HD-TV

HD-TV broadcasting systems use bandwidth compression to achieve compatibility with standard DBS channels, signal formats and existing TV receivers. This means that the bandwidth compression system must enable HD-TV pictures with twice the vertical and horizontal resolution of a standard TV picture, i.e. with four times the total information, to be transmitted within the 24MHz or 27MHz f.m. channels laid down in the WARC 77 frequency allocations for DBS in the 12GHz band. These channels allow basebands of about 11MHz.

To achieve the required resolution, the HD-TV picture source generates signals with a bandwidth of about 30MHz for 2:1 interlaced pictures or 60MHz with sequential scanning. With both the Japanese MUSE system and the European Eureka 95 system the bandwidth compression applied gives a reduction of 4:1. The digital signal processing that achieves this reduction has two main functions, first to remove redundant information from the picture and secondly to spread selected parts of the resulting vision information over an extended period of time. The digital processing involves sampling and quantisation plus subsampling, which is resampling at a lower rate.

The Eureka 95 System

The compatible Eureka 95 system is based on an interim production standard with the following parameters: 1,250 lines interlaced 2:1; sampling at 1,440 pixels per line; a field rate of 50Hz; and a picture aspect ratio of 16:9. The redundant information which is discarded consists of diagonal image detail and fine movement detail that cannot be detected by the eye. Two two-dimensional digital filters perform this elimination task by appropriate spectrum shaping. A two-dimensional filter is one that operates in any two of the three TV picture dimensions - horizontal, vertical and time (a conventional filter such as a low-pass type is a one-dimensional filter: it modifies the vision bandwidth and thus affects the resolution in only the horizontal dimension).

As previously mentioned, the eye is less sensitive to fine detail lying in diagonal directions across the picture than to fine detail in the vertical and horizontal directions. So this fine detail is filtered out by the two-dimensional filters, leaving the vertical and horizontal resolution unchanged. Use of a method of subsampling called offset or quincunx sampling enables bandwidth compression to be introduced.

Fig. 8 shows at (a) a conventional orthogonal sampling pattern applied to a picture and at (b) the corresponding offset or quincunx pattern. The term quincunx refers to the repeated arrangements of five samples, like the five dots on one face of a gaming die, that can be discerned in this pattern. The quincunx method of sampling improves




Fig. 8: Subsampling patterns used for HD-TV bandwidth compression. (a) An orthogonal pattern. (b) An offset (quincunx) version of (a). The coarser quincunx pattern shown at (c), using a lower subsampling rate, results in a reduced bandwidth requirement.

the horizontal and vertical resolution relative to orthogonal sampling but reduces the diagonal resolution. It's possible therefore to use a coarser quincunx pattern as shown as (c). This coarser pattern provides the original horizontal and vertical resolution, corresponding to (a), while giving reduced diagonal resolution. Since the eye is relatively insensitive to diagonal detail this loss due to the sampling action doesn't matter. The system uses diagonal filtering to obtain this diagonal sampling loss. The result, as shown at (c), is a sampling pattern with half the number of samples for a given area of picture. This of course means that the sampling rate is halved. Accordingly this process reduces the bandwidth requirement by a factor of two.

Luminance Encoding

Fig. 9 shows the essentials of the Eureka 95 luminance signal encoding system. The analogue luminance signal from the 1,250-line picture source is first digitised to 8-bit resolution at a sampling rate of 54MHz. This is four times the CCIR digital coding sampling rate of 13.5MHz for luminance, and has been chosen because of the 4:1 compression that follows, thus retaining the CCIR coding standard.

The reduced-bandwidth signals produced by the two two-dimensional filters are next resampled at this lower frequency of 13.5MHz. This resampling is of course performed on the luminance signal in 8-bit digital form. The lower rate resampling (subsampling) is arranged to spread the samples over a longer period of time – in this case over four transmitted fields. Thus for transmission the information in each incoming interlaced picture of two fields is distributed over four fields. Since the time taken for each picture is doubled, the information rate and hence the bandwidth requirement is halved. This gives a second bandwidth reduction by a factor of two, providing a total bandwidth compression of 4:1.

The process is effective for bandwidth compression with stationary pictures and static parts of pictures containing movement, but introduces a loss of resolution in moving parts of the picture. So the two subsampled signals are next passed to a section of the bandwidth

compression system that exploits the eye's insensitivity to high spatial frequencies in moving parts of the picture. The purpose of this section is to select dynamically from the two filtered inputs an optimum signal, depending on the nature of the picture content, for transmission. It also produces a digital assistance signal which carries instructions for controlling the decoding system in the receiver.

At this stage the luminance and chrominance signals are still on the 1,250/50/2:1 standard, though in sampled and digitised form, with the subsampled signal samples distributed over four fields as already mentioned. To achieve compatibility the 1,250-line signal must be converted into the 625-line format. This is done by a process called line shuffling. The line shuffler rearranges, in a four-field sequence, samples from two successive lines in each field of the 1,250/50/2:1 picture to produce one line of a 625/50/2:1 picture. Samples from odd-numbered fields are transferred into one 625-line field while samples from even-numbered fields go into the next, interlaced 625-line field.

After this line shuffling the resulting 625/50/2:1 luminance signal, along with the U and Y chrominance signals not shown in Fig. 9, is fed to a MAC encoder. This compresses the Y, U and V signal components in time and rearranges them as a time-division multiplex, all by digital processing.

Wide Aspect Ratio

The wider 16:9 aspect ratio generates extra picture information relative to the standard 4:3 aspect ratio. In the high-definition MAC encoding equipment developed by the IBA this extra information is accommodated by time compressing the luminance signal by a greater amount – a factor of 2:1 (with 4:1 colour) is used instead of 3:2 (colour 2:1) with a conventional D-MAC encoder.

The Problem of Movement

The Eureka 95 system compresses the bandwidth by taking a longer than normal time to transmit the samples that comprise one complete picture, spreading them over four fields. This affects picture quality. It gives no trouble in static parts of the picture, but in moving parts it causes loss of resolution or blurring. This is obviously not acceptable for HD-TV purposes. The Eureka system has to use additional signal processing therefore to combat this impairment where movement is present. In the provisional system demonstrated at Brighton in September 1988 a motion-adaptive method of encoding is included to mitigate the problem.

In stationary areas of the picture this technique uses the four fields of samples to construct an image with high spatial resolution but poor temporal resolution. In moving areas it uses one field of samples to construct the

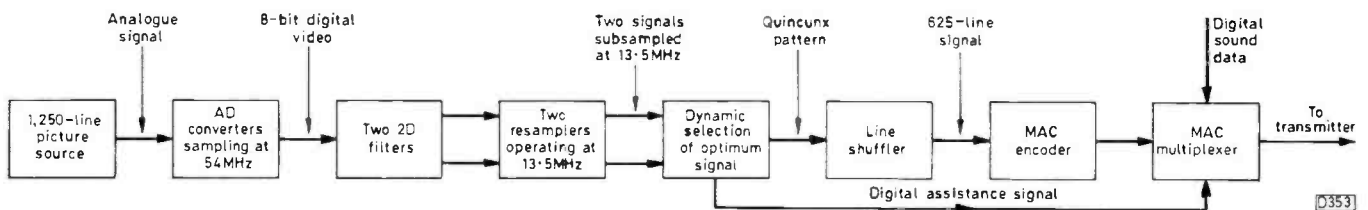


Fig. 9: Block diagram showing the main signal processing arrangements used for bandwidth compression in the Eureka 95 compatible HD-TV system. For simplicity only the luminance chain at the transmitting end is shown – this is the most critical part of the system for image resolution.

picture, the result being reduced spatial resolution but good temporal resolution. Whichever of these modes gives the better result at a given moment is selected automatically by the motion-adaptive system.

There is still an objectionable loss of resolution in areas with movement that the eye can follow, such as a slow sweep of someone's hand. Further development aims to overcome this problem by using a more refined system called motion-compensation. This measures the speed and direction of motion in small sections of the picture continuously. These "motion vectors" are transmitted to the receiver where they control digital processing circuits that enable the moving areas to be reconstructed with the same high resolution as stationary areas.

Motion-compensation is also being developed for use with visual telecommunications systems of the conditional element replenishment kind shown in Fig. 7. One purpose of this is to improve the prediction of the system and thus reduce the amount of change information that has to be transmitted.

HD-TV MAC Receiver

The digital signal processing operations shown in Fig. 9 are reversed in an HD-TV MAC receiver. This is a straightforward business: the AD conversion is reversed by DA conversion, subsampling by up-sampling, line shuffling by deshuffling and so on. The transmitted samples spread over four fields are collected together in a semiconductor memory.

We've come a long way since the proposal for bandwidth compression with mechanical scanning!

QUALITY... SECURITY SUPPLIES FOR DIY & TRADE

...AT LOWEST PRICES

CONTROL UNITS

- Automatic
- Modular
- Lighting
- Timer

SENSORS

- Passive Infra-Red
- Ultrasonic
- Infra-Red Beam

ACCESSORIES

- Contacts
- Pressure Pads
- Security Lighting
- Cable Etc. Etc.

CARS & VANS

HOMES & FACTORIES

PRODUCT OF THE MONTH

CPU 9000 SELF-CONTAINED ALARM SYSTEM

Immediate Security Without Installation for homes storerooms, clubhouses, caravans etc...

- Detects intruders up to 30ft
- Penetrating 103db Siren with auto reset.
- Compact size only 203x180x78mm.
- Easily extended for coverage of additional rooms or large areas.
- Operates from 240V ac and 12V dc. Priced £67.72 +VAT

The Security Specialist

RISCOMP LIMITED

Dept. TV1, 51 Poppy Road, Princes Risborough, Bucks. HP17 9DB.

Callers by Appointment Office hours Mon-Fri 9am-5pm

TELEPHONE OR SEND FOR FREE LITERATURE TODAY

(084 44) 6326 Fax: 084 44 7102

MASTERCARD VISA ACCURA

ONE AND ONLY APPROVED THORN WHOLESALER IN MANCHESTER FOR THE NORTH WEST

TRAILER LOADS DIRECT FROM SOURCE ARRIVING EVERY WEEK! RING FOR THE BEST DEAL IN TOWN

Chromavision

EXPORT ENQUIRIES WELCOME

HUGE STOCKS WORKING & GENUINE UNTESTED TV'S & VCR'S

YOU'LL HAVE TO SEE US TO BELIEVE US !!

NOW OPEN

Electricvision
29 Lonsdale Street
Stoke
ST4 4DT
Tel 0782 48153/744105

95 Langworthy Rd
Salford
Manchester
M6 5PH
Tel 061 736 6333
061 745 8048

STOKE-ON-TRENT

M6

STOKE F C

ROUNDBABOUT

WE ARE HERE 1 MILE FROM JUNCTION 15

MANCHESTER

JUNCTION 21A

WE ARE HERE

9 MILES FROM JN 21A

VCR Clinic

Reports from Philip Blundell, Eng. Tech., Eugene Trundle, K. Rutherford, Ian Bowden, Jim Littler, Stephen Leatherbarrow and Nick Beer

Hitachi VT33

The problem with this machine was intermittent loss of the E-E and playback picture. The video signal was present at IC202's output but was missing at pin 8 of plug PG233. It was being lost at Q210 whose base voltage was low at 1V instead of 6-7V. Tracing back we found that Q224's base voltage was also low. The culprit was C292 which was leaky. **E.T.**

GEC V4007

This machine and the Philips equivalent can suffer from broken wires to switch COD3. The symptoms are acceptance of the cassette which is then immediately ejected. The wire usually breaks where it connects to the small PCB under the deck. **E.T.**

Panasonic NV730

The weakness of the worm-wheel unit, part no. VXP0575, fitted to the front-loading mechanism in this machine was mentioned on page 20 of the November issue. A possibly puzzling symptom associated with this and other front-loading assembly faults is that the left-hand side supply spool rotates backwards for several seconds before auto-shutdown of the machine. **E.T.**

Sanyo VHR3300

The symptoms were no off-air signals, failure to tune, and the orange channel display was both dim and flashed on-off. The rest of the display was also dim, though the machine provided good playback. We found that the -30V supply to the display/key board was low at -12V because R5008 (47 Ω , safety type) on power panel PW1 was open-circuit. No overload could be found and the replacement resistor has not failed. **E.T.**

Hitachi VT88

This was an unusual fault. With certain tapes there was slight horizontal picture instability, especially near the bottom, and the tracking was critical for hi-fi sound. We found that the sealant used in the factory to seal the exit guide screw top had run down and formed a blob on the guide's nylon sleeve. This also prevented the sleeve from rotating. **E.T.**

Panasonic NV-L20

We've had a couple of these machines with the back-tension arm stiff on its pivot. The effects are failure to erase previous recordings, picture rolling, and virtually unwatchable own-recordings. The machine usually works fine when it's stood on its left-hand side! The cure is to remove the lever, check that the box-section at its pivot end is square, and reassemble with a drop of lubricant. **E.T.**

Panasonic NV-MS1

Modern full-feature S-VHS camcorders are complex animals. This one had an intermittent problem - failure, sometimes, to display white-balance information in the

viewfinder. The actual white-balance operation, auto or manual, was fine. It took us a long time to find out where these captions come from! There's no separate character generator chip in this machine: the operation is carried out inside the main microcomputer chip IC6001 on the syscon panel. Replacement of this chip, using a mighty magnifier, restored order to the viewfinder readout. **E.T.**

JVC GRC9, GRC11

If you encounter one of these camcorders with a no-eject problem and the power LED winks at you when you try to eject the cassette, check the dressing of the wire to the full-erase head. If it goes astray it can get caught between the trigger and detent lever on the side of the cassette housing assembly, thus preventing release of the cradle. **E.T.**

Ferguson 3V32/JVC HR7655

This machine operated at about half speed. Double speed wouldn't work and the slow-speed mode was very slow indeed. After a bit of signal tracing with the oscilloscope we found that the fault was within IC6 - the waveforms at pins 3 and 4 were totally incorrect. **K.R.**

Ferguson 3V39/JVC HRD110

The problem was intermittent sound muting, recording and E-E depending on the picture content. Dark scenes produced sound muting, bright scenes brought the sound back, while in between the sound fluttered and caused a disturbance to the picture's luminance level. The cause of the fault was traced to L7 on the tuner/i.f. panel. It should be tuned to 15.625kHz but was found to be off frequency. Normal operation was restored when L7 was peaked, using an oscilloscope, but at resonance the core was fully tightened. An un-numbered tuning capacitor within L7's can was thought to be defective. Adding an externally mounted 330pF ceramic capacitor remedied the situation. **K.R.**

Panasonic NV-G40

We've had a couple of these machines with the following complaint. After about five seconds the machine switches itself off. When we saw the report on the job card our immediate thought was of a dodgy solenoid. In fact this wasn't the case. When the mechanism solenoid sticks, the machine can't move the mechanism into the correct mode. It thus switches back to standby.

The problem was that when the tape was moving in play, fast forward, rewind etc. it would run for only about seven seconds before the machine went into the stop mode. This sounded like a reel rotation problem, so a check was made at pin 27 of the system control chip IC6001 (t.reel input). When play was selected, this input switched correctly between 0V and 5V a few times before sticking at the high level, even though the take-up reel was still moving. There's an operational amplifier, IC6002, between the system control chip and the take-up reel phototransistor. One of its inputs (pin 3) is held at

2.5V by a potential divider while the other input (pin 2) is connected to the sensor. This latter input varies between about 1V to 3V to give a change of voltage at output pin 1. When play was selected we found that the input switched from high to low but the output remained high, proving that the operational amplifier was faulty. **I.B.**

Panasonic NV180

This is a 12V machine and was used in a coach. It was brought to us because a cassette was jammed in. To release, you turn the machine upside down and remove the bottom cover at the front. At the front of the machine, near the colour auto switch, there's a release hole through the PCB to a metal plate on the cassette deck. Press this with a screwdriver and the deck will release. See page 2-3 of the service manual.

When we'd done this we discovered that the machine was dead, due to a Wickman fuse (F10J). You'll find it in the middle of the servo board at the back, near TP1003. It's in the 5V line and is not shown in early circuit diagrams, so you can be puzzled if you don't know it's there. **J.L.**

Ferguson 3V23

This machine played back o.k. but wouldn't record any picture at all, just noise. Someone else had recently fitted a new head. Naturally we assumed that it was o.k. and spent a lot of time making checks and setting up the circuits. When we replaced the head with one obtained from Ferguson normal results were obtained. The head we took out worked all right in a 3V22. **J.L.**

Ferguson 3V00/16/22 etc.

This VCR got me thinking hard – it had a fault I'd not come across before on one of these venerable machines. When play was pressed, nothing happened. No motors turned, there was no loading and no sensor operation. The play key simply stayed down. All supplies were present and the sensor lamp was not open-circuit. If the after-load switch was operated the drum turned – in fact if the pinch roller was engaged the machine loaded and played. The play microswitch on the front key PCB assembly was open-circuit. **S.L.**

Schneider SVC245RC

This VCR's tuning was very unstable. It was just possible to tune something in, but the display soon drifted off. There was also some hum on the picture and sound. A scope check on the tuner rails showed that there was some ripple present. The cause turned out to be C3 (47 μ F, 50V) on the power supply panel. **S.L.**

Akai VS1

There was not a beep out of this machine. The always 12V and 5V rails were found to be present and a check at pin 9 of the STK5325 chip IC1 revealed that the correct momentary low command came from the microcomputer chip when the power-on switch was operated. This instructs IC1 to switch on provided all is well. A check on its output rails proved that the supplies appeared momentarily then switched off.

Obviously the MB88401 microcomputer chip was detecting a problem. Checks here revealed that the "B

down" signal at pin 5 was permanently low instead of at 5V. As a check the NTSC switching pin 6 was shorted to pin 5. This enabled the power supply, and we were on our way. The fault was traced to TR9 being open-circuit as someone in the past had shorted out the sensor lamp.

A function check on the deck then revealed a further problem. Although the VCR seemed to acknowledge the fast forward command, no motors turned in this mode. All the other functions worked correctly. The switching signal was traced up to the BA6109 reel drive chip IC6 and was found to be normal. There was no output from the chip in the fast forward mode however. I interchanged it with the loading chip as this is of the same type and there was then no tape loading, proving that the chip was faulty. A replacement put matters right. **S.L.**

Amstrad VCR4600

Nothing at all could be tuned in when using the thumbwheels. As all the tuner supplies were correct a replacement was fitted. This enabled all stations to be tuned in but the station selector buttons didn't change channel. The indicator LEDs changed but the picture remained the same. The AN5015K RAM chip on the front panel proved to be at fault. **S.L.**

Saisho VRS4000

This machine had unstable drum servo operation. The clue was a momentary sideways movement of the picture every few seconds or so. When the fault was present, selecting pause didn't change the symptom. A variation in drum speed could be heard and seen. When the connector to the lower motor was touched there were wild drum speed and phase gyrations. Since contact couldn't be improved I removed the plug and socket and soldered the wires directly. After a long soak test however the variations continued. The cause of the problem was eventually found to be a hiccup in the output waveform of IC01 (OEC9009). It's interesting that most of the chips in this machine are labelled IC01! **S.L.**

Ferguson 3V59/3V65/FV11 etc.

A fault that's becoming increasingly common with this range of machines is failure of the STK5481 multiregulator chip. You usually find that the inputs are correct but one of the three outputs is missing. Symptoms include no go with the display coming on but with no on-off LED display, or dead with the cassette being accepted but not coming out. The chips are reasonably priced and are a worthwhile addition to your spares if you see a lot of these machines. **N.B.**

Panasonic NV370E

This machine isn't a UK model but works on the UK standards. It belonged to a doctor who had brought it back with him from an overseas appointment. His complaint was that since a local contractor had fitted a new aerial the vision had been snowy. On test we found that there was severe hum on the E-E and playback sound and picture and that there was no capstan servo lock. A quick check showed that the unregulated 18V supply reservoir capacitor C1102 was severely leaky. In fact it bulged physically. It's on the mains transformer PCB. **N.B.**

Servicing Compact Disc Players

Part 11: Servo Systems - 2

Joe Cieszynski

Having looked last month at the focus and tracking servo arrangements used in the more common CD players we now move on to consider sled control and the disc rotation servo.

Sled Control

The sled, which is sometimes called the slide or carriage, transports the laser assembly across the disc, either in minute steps or at speed depending on the operation being performed. We saw last month that the two-axis device can move the optical lens through only $70\mu\text{m}$, and that the sled is used to push the entire assembly $70\mu\text{m}$ each time the two-axis device approaches its limit. The circuit that controls the operation of the sled motor is relatively simple. It's really an extension of the tracking servo.

Fig. 11 last month showed the tracking servo circuit used in the Sanyo Model CP-08 CD player. The output from tracking amplifier-2, at pin 27 of the CX20108 chip, drives transistors Q204/5 which in turn drive the tracking coils. See Fig. 1. The tracking drive output is also coupled back to pin 25. The tracking drive waveform (see Fig. 2) has the following characteristics. There's a fundamental frequency of between 200-500Hz, depending on the rotational speed of the disc: an h.f. component that's caused by instantaneous errors introduced during the disc stamping process; and a slow ramp waveform which tracking amplifier-2 generates to move the two-axis device progressively through its $70\mu\text{m}$ travel. This ramp has a duration of two to six seconds, depending on whether the optical assembly is scanning the inner or outer edges of the disc. As the ramp approaches its peak, the tracking movement of the two-axis device will be near its limit. The ramp is therefore monitored so that the sled motor can be energised just before the peak of the ramp is reached. During period A in Fig. 2 the current is increasing and the two-axis device is being moved from its central position towards its $70\mu\text{m}$ extremity. At B the sled motor moves the laser assembly forward and the two-axis device returns to its

central position. Period C is the time during which the sled motor is energised.

The sled motor is thus energised when the waveform at pin 25 of the CX20108 chip reaches a predetermined value. To ensure that the operation of the sled motor is smooth, the higher frequency tracking error signal components must be removed. This is done by the integrator R228/C211. The output from the sled d.c. amplifier appears at pin 23 of the chip. After further amplification by IC202 it's used to switch the sled motor drive transistors Q206/7. During normal play Q206 is used to move the sled forwards (outwards). Q207 is required so that the sled can be returned to the centre of the disc at the end of play or backwards during a reverse track jump. The direction of movement of the sled motor is controlled by switches TM5 and TM6 within the chip: when TM5 is closed the sled moves forwards; when TM6 is closed the movement is backwards.

It's important that the sled returns to the correct position at the end of play so that it's ready to read the table of contents at the next start of play. For this purpose a limit switch is incorporated on the deck. It operates when the sled has returned. The switch may be mechanical or optical and is connected to the main microcomputer chip which in turn tells the servo logic control system in IC201 that the sled has returned and that the sled motor must be de-energised (TM6 opened). This switch can be likened to the unload switch in a VCR. On some early players it's adjustable, the setting being critical. This is one of the first checks to carry out if the player fails to read the table of contents. Fig. 3 shows a switch of this type.

As a check to ensure that the sled has not been jolted out of position while the player was not in use, the sled moves forwards when power-on is pressed, operating the limit switch once. It then moves backwards to reset the limit switch. This routine is also performed each time a new disc is inserted, the action being initiated by the main microcomputer chip.

In many players the sled motor doubles as the loading (disc drawer) motor. This presents no problems from the

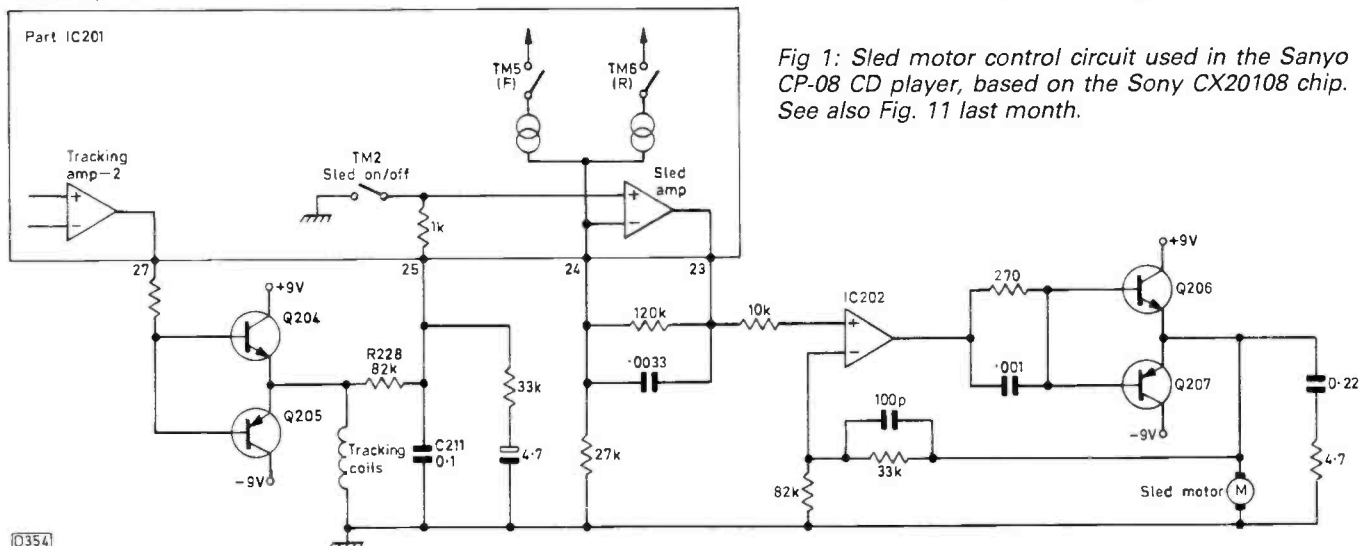


Fig 1: Sled motor control circuit used in the Sanyo CP-08 CD player, based on the Sony CX20108 chip. See also Fig. 11 last month.

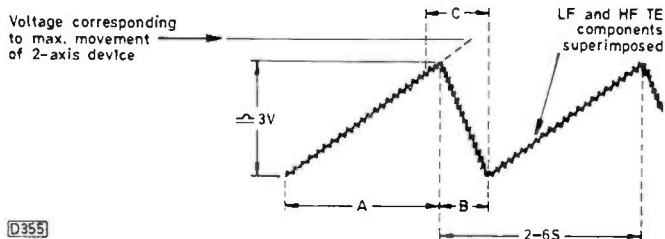


Fig. 2: Waveform at the emitters of Q204/5 in Fig. 1.

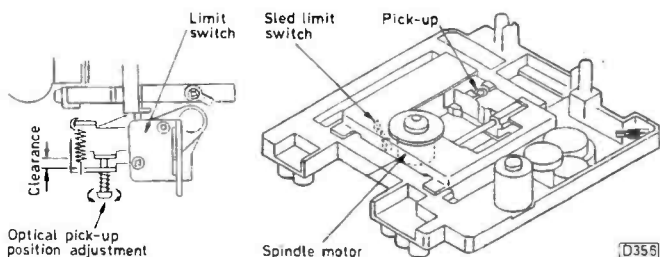


Fig. 3: Example of a limit switch used to set the initial position of the sled. On early models the switch was adjustable: the setting is critical.

point of view of the servo. The main microcomputer chip tells the servo logic control system to open TM2 and close TM5 until the draw is fully closed – closing TM6 opens the drawer. From the mechanical viewpoint this double use of the motor usually calls for a cam to perform the dual functions of sled and drawer control. We'll consider these operations in more detail when we cover deck mechanisms.

Sticking Problems

Generally speaking the sled motor control circuit is not a troublesome section of a CD player. Sticking problems are more likely to be caused by mechanical faults which we'll cover in a future instalment. You may occasionally encounter a player in which the sled remains stuck at one end of its travel and the motor possibly overheats. The most probable cause is a defective drive transistor, e.g. Q206 or Q207 in Fig. 1, a defective operational amplifier, or loss of one of the two supply lines to the sled circuit.

Philips Radial Tracking Arm

The type of mechanism with a two-axis device giving horizontal beam movement in addition to a sled is widely used in CD and other laser players. From an early stage however Philips opted to use a somewhat different arrangement that does away with the need for any horizontal optical unit movement. The principle of the Philips radial tracking arm is illustrated in Fig. 4. The arm is pivoted and is free to swing across the disc, carrying the optical assembly with it. It operates on the same principle as the moving-coil meter, but in this case the tracking servo governs the current in the coils, the servo being controlled by the tracking error signal. In Part 10 last month we saw how the TE signal is obtained with the Philips laser assembly. The direction of current through the coils for forward or reverse tracking is controlled by a transistor circuit that's similar to the one used to control two-axis device coils or a sled.

A simple way in which to compare the Philips radial arm and the double-action sled and coil is to liken the

next month in

TELEVISION

FREE TRANSISTORS!!

Next month's cover-mounted gift pack contains assorted signal transistors suitable as replacements or for use in projects.

● SERVICING SALORA COLOUR TVs

Ian Bowden and Nick Beer continue the Salora saga with an article covering the K and L chassis. This brings us to Ipsalo-3, a simplified version with just one switching transistor in the primary circuit. In fact the circuitry throughout the chassis is much less complex than in the preceding chassis. With the usual detailed faults list. These sets also appeared under the Hitachi and other guises.

● MORE ON THE ICC5 CHASSIS

This follow-up to an earlier article deals with the colour decoding circuitry and the operation of the power processor chip which controls the two timebases and the chopper power supply. The Thomson/Ferguson ICC5 chassis is one of the most complex chassis currently in production.

● LOW-COST COLOUR PATTERN GENERATOR

Details of a simple generator that gives a red raster, a black raster, crosshatch and colour-bar patterns, sound, alternative 75/95 per cent saturation and colour on/off.

The generator can be quickly assembled on a breadboard and offers a cheap solution to the requirement.

● SRA1 SERVICING EXPERIENCES

Nick Beer reports on faults encountered to date with Ferguson's Astra satellite TV receiver.

PLUS ALL THE REGULAR FEATURES

ORDER YOUR COPY ON THE FORM BELOW:

TO
(Name of Newsagent)

Please reserve/deliver the February issue of TELEVISION (£1.60), on sale January 17th, and continue every month until further notice.

NAME

ADDRESS

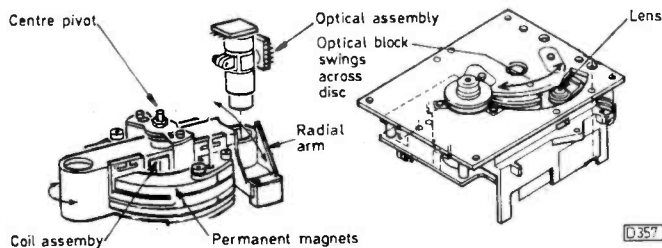


Fig. 4: The Philips radial tracking arm mechanism.

radial arm to a normal record player tone arm that tracks continuously across a disc and the sled and coil action to a linear tracking record player arm that crabs its way across the disc.

From the servicing point of view both systems are reasonably reliable as far as electronic components are concerned. Most problems seem to occur because the tracking servo is out of adjustment, possibly due to the laser ageing or changes in mechanical tolerances. Some early Philips players were prone to dry-joints, but these were fairly random and were not confined to the servo board.

The Disc Servo

The operation of a CD player's disc servo is much the same as with any other type of motor control servo in which a sample of the motor speed is compared with a stable reference source. Because the sample consists of data from the disc, and because this sample cannot be obtained until the disc's speed is approximately correct, a start-up servo is required. As we consider the disc servo part of a CD player we'll look in particular at the Sony second generation chip set in which the disc servo is included in the CX23035 decoder i.c. You'll recall that this chip set was selected to serve as a basic example throughout the series, because it's widely used by CD player manufacturers. Fig. 5 shows in block diagram form the sections of this chip relevant to disc speed control – a block diagram for the complete chip was shown in Part 8 (Fig. 2, page 925, October) where the decoder was dealt with.

The data is recorded on the disc at a constant rate of 4.3218MHz. So for the laser scanning to be kept at a constant linear velocity (CLV) of 1.2m/sec the rotational speed must be greatest at the start of play, when the laser is scanning the inner section of the disc, slowing down as the laser moves towards the outer edge of the disc. The disc's rotational speed is 486 r.p.m. at the start of play, slowing to 196 r.p.m. at the outer edge.

The block labelled "PLL servo" in Fig. 5 runs the disc during normal play. Its sample input is derived from the frame sync signal while the reference is derived from a crystal oscillator. The block labelled "rough servo" takes care of disc run up. It also takes over during normal play whenever the disc's speed is out of the PLL servo's capture range. The block labelled "fast servo" is used during track search and skip (not every model uses this).

We'll consider first the rough servo, which is more often referred to as the speed or run-up servo. The principle is shown in Fig. 6 (this particular example is taken from the earlier Sony Model CDP101). To start things off the servo gives the motor a brief "kick" – this lasts for about 0.3sec. As a result the disc begins to rotate slowly. Once this happens data can be read off the

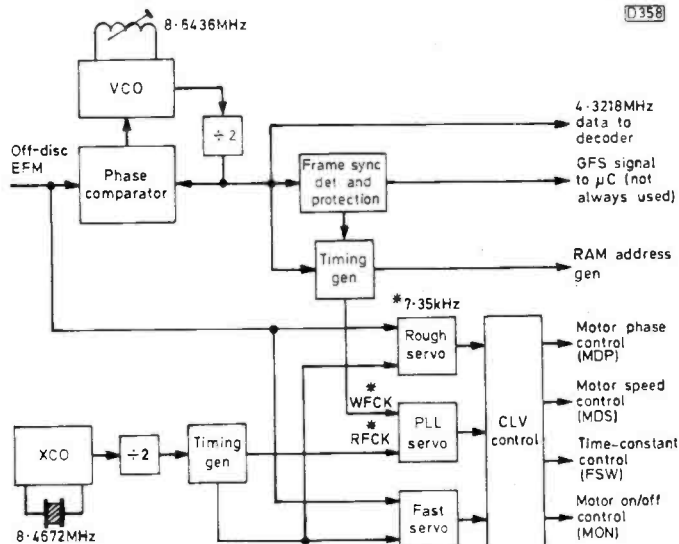


Fig. 5: Block diagram of the disc servo system in the Sony CX23035 decoder/servo chip. Note that the VCO is external to the chip.

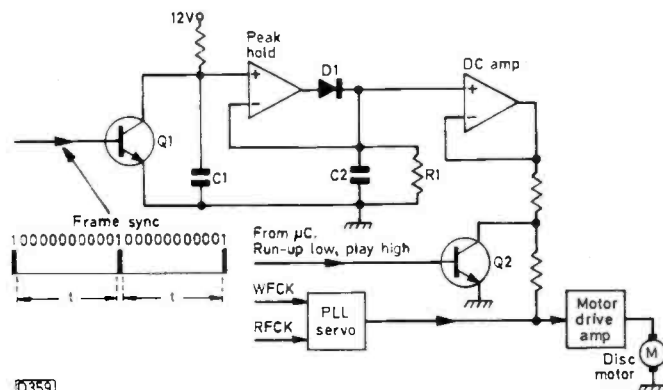


Fig. 6: Operation of the disc run-up servo.

disc, though its rate will be too slow for the decoder to be able to interpret it. The regular frame sync signal with its very distinctive 10000000001000000000010 pattern will be recognisable however (remember that, as pointed out in Parts 6 and 8, the frame period is the only time when ten consecutive zeros occur).

This data is fed to the base of Q1, which is off when a zero is present at its base. Thus when the extended zero period (frame sync) occurs C1 will charge to a peak value. The duration of the sync period (t in Fig. 6) and thus the charge developed by C1 depends on the disc's speed. This peak value is rectified by D1/C2, the resultant d.c. level being used to speed up the disc motor. As its speed increases, the duration of the zero periods in the frame sync signal decreases and the peak charge developed by C1 falls. R1 will discharge C2 to a new lower d.c. level which further increases the motor's speed. The process continues until the frame sync frequency becomes 7.35kHz, at which point the decoder is able to interpret the data. The main microcomputer chip then sends a high signal to Q2's base, switching it on. The output from the run-up circuit is thus shorted out and the disc motor comes under the control of the main PLL servo.

To keep the explanation of this circuit's operation simple, I've shown only the peak hold part, omitting the bottom hold circuit. If reliance was placed on peak hold

only and dropouts occurred during the run up the peak hold would, if the dropouts were longer than the frame sync period t , rise to a value far greater than during the last detected frame sync period. The bottom hold circuit is included to prevent this. It has a much longer time-constant than the peak hold and is used to maintain the last good peak hold sample.

As mentioned earlier, the rough servo also takes over control when the speed of the disc moves out of the range of the PLL servo. This can occur if the player is subjected to shock or if the disc being played has an excessive amount of dirt or grease on its surface, resulting in total loss of the data and sync. Switching between these servos is controlled by monitoring the GFS (guard frame sync) signal produced by the frame sync detection and protection system.

The operation of this system was discussed in Part 8, where we saw that missing sync signals are replaced by an internally generated sync signal which is phase locked to the off-disc sync signal. This is the signal (WFCK – write frame clock, more about this next month) that's

used by the PLL servo as the sample. It can be generated and sustained only when the disc speed is correct and phase locked however. In some players the GFS signal is passed to the main microcomputer chip to provide identification that the run-up is complete and the PLL servo can thus be engaged. When phase lock is achieved the GFS signal is say "high", going "low" when lock is lost. During periods of extensive dropout the GFS signal goes low and after a predetermined time the microcomputer will re-engage the rough servo in an attempt to relock the motor as soon as the data is restored. In the event of the data loss persisting, one of two things will happen depending on player design. In some models the microcomputer will shut down the player. In others the rough servo will keep on initiating the kick-start routine with the result that the disc speed accelerates in definite increments. Eventually, with the disc spinning at a great speed, the microcomputer will initiate shut down and disc braking.

Next month we'll look at the PLL servo in greater detail.

Letters

A DEALER'S VIEW OF SATELLITE TV

Last month's answer to test case 323 led me to reflect on our experience to date with manufacturers' back-up for satellite TV equipment. The supply of systems following the launch of Astra was, as has been well publicised, a shambles. What wasn't so well publicised was the fact that with the systems that did come through at that time there was a very high percentage of missing bits, from LNBS, feedhorns and polarisers to the support rods on the early prime-focus dishes. The problem was getting replacements, spares of any kind in fact. This sort of thing applied, in our experience, with all makes. The situation has improved since then but now that we are getting receiver faults the spares supply situation is very variable. For example Salora/Luxor are superb for receiver spares, but when it comes to dish parts that have to be ordered from sales rather than NCE spares (we've had missing bits and faulty servo motor polarisers) the process is slow. There's no problem with Ferguson dish parts on the other hand, but getting spares for the less reliable receiver can sometimes take weeks.

Very few dealers or engineers had experience of satellite TV reception before Astra, and to date none of the manufacturers we deal with have offered seminars on servicing or installation. Manufacturers such as Salora and Ferguson have compensated for this omission by having excellent technical advice lines. If you've read John Breeds' books you'll appreciate the standard of back-up provided by Salora.

There are now so-called satellite TV experts around every corner. Very few are true experts, and my advice to those looking for help is to go to a company that has been established in this field for several years, with experience of things other than just Astra. The installations carried out by the local branch of a well-known High Street retailer are abysmal, for example joints in the outside downlead just coupled by means of coaxial plugs and taped up after siting the dish in the wrong place, not bothering to route a new lead. Other

organisations however prove that the "big is bad" rule is wrong. I refer to Startrak, a very well organised company. Having been present when some of their installations were carried out I've been very impressed with their work. Never once had an installation to be aborted, all the hardware required is on the van and as the staff have an engineering background TV sets and VCRs are tuned for customers with no problems. The only queries that have arisen have been with B and O equipment, but since some of this is horrendously complicated we don't expect all our own staff to be familiar with it.

Naturally I can comment on only my own experience. Other dealers may have had different experiences. Let's hear yours.

*Nick Beer,
Bideford, N. Devon.*

GRUNDIG CUC2401 SOUND PROBLEM

In the November Service Bureau a no-sound problem with the Grundig CUC2401 chassis was mentioned. The subject is covered in a Grundig Technical Bulletin. You should start fault finding by using your scope to look for the uncontrolled a.f. output at pin 1 of the Euroconnector. If it's not present you are on your own for a bit of conventional fault finding. If a.f. is present here however, and it probably will be, you come to the interesting bit. Try to find another TV set with the same or a later chassis, fitted with the same tuner (part no. 29504.101.01), and fit its tuner in the faulty set. You should then find that you have the sound back. Don't go and order another tuner, as it's probably not faulty but has merely lost its stored data for the analogue sound setting. Look at the microcomputer chip on the control panel. It may be the early Siemens version, type SDA2011-A003, which can be replaced with the later SDA2011-A005 (part no. 8305.158.305). This will ensure that there's no recurrence, but there's a cheaper way out.

Find another set of this or a later series and check whether it's fitted with either the later SDA2011-A005 chip or one of the Motorola ones, type XC89501 or similar. Fit your "faulty" tuner to this set and switch on. It should behave o.k., confirming that the analogue

values have been restored. If all is well, return the tuner to where it belongs in the original set. As a further precaution, fit a BAT41 diode (part no. 8309.198.041) with its cathode to pin 23 of the microcomputer chip and its anode to pin 20 (chassis). I had this fault a couple of years ago. The set has behaved perfectly ever since, after taking the action just described.

I believe that the colour, brightness and contrast may be affected in a similar way, since the tuner's store holds all four analogue values which are circulated around the set on the SDA line.

*Les Austin,
Kirk Michael, Isle of Man.*

REMOVING SURFACE-MOUNTED ICs

Here's a tip for removing surface-mounted i.c.s, as doing this takes time and can damage the PCB. Take a small screwdriver, place the blade under one corner of the i.c. to be removed, then use a Black and Decker paint-stripper hot-air gun (heat gun) directly on the i.c., taking care not to overheat the PCB. Within two-four seconds the i.c. will come off in one, leaving the board undamaged.

*R. Brown,
Bradford, W. Yorks.*

BROADCASTING PROSPECTS IN THE UK

While many TV writers went to the Berlin Show to boggle at the latest video offerings I made a trip to Holland to visit an old friend who had been given early retirement by a leading TV manufacturer. Living Dutch for a week in a town away from the tourist run is an excellent way of assessing the local radio/TV situation, and to me at any rate the way things are going in the UK is now much clearer.

Like much of Europe, Holland is extensively cabled. The Dutch have always thought that the country next door has better programmes, and in the past their efforts to pick up stations from across the border have damaged both their bank accounts and their gable ends. Not now. For a reasonable premium, they can get all the programmes they want, clean as a whistle, in system B/G - with 25 f.m. radio channels thrown in. Since the Dutch are delighted with this situation and need little more, VCRs and sets with teletext are very thin on the ground.

Programme selection is by "zapping". Because of their quality, BBC-1 and BBC-2 are very popular. Although the language is no problem to our Dutch friends, they did have a bit of a struggle with "Bread" and old Monty Pythons were watched with the sound down. My friend's network provided 15 channels - Dutch, Belgian and West German as well as BBC, Sky and MTV. Any new channel would have to displace an existing one, so it would have to be good to get in.

Cabling has improved the environment to the extent that there's hardly an aerial to be seen. Those wishing to instal a dish or a Yagi array face hostility from their neighbours. It seldom happens, as most are satisfied with what's on offer via the cable network.

No one knew about MAC, not even my ex-TV friend, and the impression is that the new programmes would be converted to B/G-PAL at the head end, as they did with MAC for the VCRs at the Berlin Show.

So, as the forty wind generators on the new mole at Zeebrugge waved goodbye, what was it that I was so

much clearer about? First that new programmes can succeed only if more attractive than the present offerings, which is a hard target to beat in the UK. Secondly that we are on our own with D-MAC. At Berlin, widescreen and HD TV were demonstrated on D2-MAC, and no way would my friends sacrifice their choice for a wider bandwidth. And finally that deregulation has probably come too late. People are beginning to watch less. Once again we seem to be helping someone to cross the road when they wanted to stay where they were!

Harold Peters, Lowestoft, Suffolk.

MORE ON THE PANASONIC NV730

I would like to add a few notes on the Panasonic NV730 VCR as the following faults are becoming more common. Faults (1)-(3) relate to the timer board, (4) and (5) to the servo board.

(1) Machine will not switch on, no VCR "on" and no functions but the clock is o.k. These systems occur when the MN1512VTJ chip IC7503 fails. This is rather tricky to detect as the power on (L) pulse at pins 46 and 47 is simultaneously in control with the main microcomputer chip IC6001.

(2) Machine completely dead, continuously switches on and off or runs normally then switches off after two-three minutes. The reset 5V line at pin 12 of IC7305 (AN5033) goes missing. This chip also gives faults such as inability to switch between Bands V and VL.

(3) Haywire display, with no functions. This is due to failure of the MN1455BVL chip IC7501 to oscillate correctly. In addition the regulated 12.7V at BP7502, pin 1, is dumped.

(4) Drum running at maximum speed. This occurs when IC2001 fails.

(5) Capstan running at maximum speed. IC2002 fails. Capacitors C2036 and C2037 also fail - no FG pulses.

*S. Da Costa,
Nairobi, Kenya.*

IMPROVED REGULATION

In order to improve the power supply regulation with the Thorn 1590/1591 chassis I carried out the modification shown in Fig. 1, using a μ A723C variable voltage regulator chip to drive the series regulator transistor VT21, which I changed to type TIP31. The 723 chip was mounted on a Tandy Experimenter's Board which was

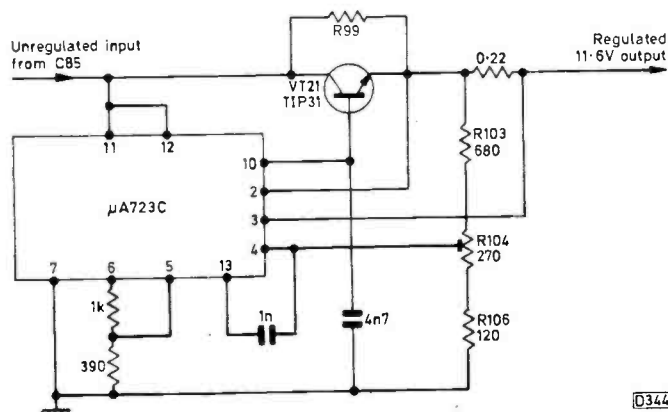


Fig. 1: Modified series regulator circuit for the Thorn 1590/1591 series chassis to provide improved regulation. See letter from K.J. Treeby.

fitted on the metal plate above VT21. The printed circuit was cut to accommodate the 0-22Ω current sensing resistor. Unfortunately, due to the physical layout the potentiometer chain couldn't be connected to the output side of this resistor. The following components were removed: R100, R101, R102, C83, C86, C87, W17 and VT22. R103 was changed to 680Ω, R104 to 270Ω and R106 to 120Ω.

*K.J. Treeby,
Plymouth, Devon.*

STOLEN

Several items were stolen from my car whilst I was staying overnight in Telford on a business trip. These are as follows: An Avo Model 8 in a brown leather carrying case, the probes well worn and repaired with insulating tape; two tool cases, one holding a soldering iron plus a plastic/green cloth tool roll containing various servicing tools, the other case containing tools for the car; and a red plastic spares box of the type with trays that fold out when the lid is opened, containing various electronic spare parts. I would be most grateful for any information leading to the recovery of these items, and would be prepared to offer a reward.

*J. E. Bagley, Whitehall, Bewdley Bank,
Canon Pyon Road, Herts. HR4 7SH.*

CAR RADIO-CASSETTE PLAYERS

I service car radio-cassette players and frequently find that the connections to the tape head have broken. The cause is usually broken cores in the lead, or the lead

breaking away from the terminals on the head. Many manufacturers use very stiff screened cable, often poorly anchored. For many years I've overcome this problem by using record player pickup arm lead – the five-core, very fine flexible cable that's used to connect the cartridge to the sockets under the deck. The lack of screening hasn't caused any problems, in fact many manufacturers have started to use unscreened cable. But it tends to be rather heavy, not very flexible and it still breaks!

The problem is that I have to pay £2.40 for a 15 in. length of the pickup lead, and the source of supply will eventually dry up. I've tried to obtain this type of lead elsewhere, so far without success. Does anyone know of a source of supply, preferably by the metre? Perhaps some enterprising supplier could persuade a cable manufacturer to make some?

*Geoff Davies,
Rugby, Warwickshire.*

WANTED

I would like to thank those readers who have written in with details of playing NTSC tapes on UK VCRs. I'd like to obtain an 8928/JVC HR3330TR, but have so far failed to locate one. Does any dealer or individual have one for sale? If so, please write stating the condition and price (please don't send the machine until a sale has been agreed!).

If any other reader wants one, I'd be happy to keep a "want list" and pass on any offers received.

*John de Rivas, West Towan House,
Porthtowan, Truro, Cornwall TR4 8AX.*

Video Trouble

Les Lawry-Johns

A belt in our Fidelity VCR broke – I'm told it's a Fisher-Sanyo machine. Now I've never repaired a video recorder in my life and don't stock the belts, so I ran down to Geoff's place in Sun Lane. He fitted a new belt and tested the machine. I took it back home and it worked all right for a week or so. Then severe hum bars started to show and you couldn't watch the picture. Back it went to Geoff who kept it for a week or so because it wouldn't record the sound.

Eddy who works for Geoff had replaced some rectifiers to cure the hum bars but didn't seem to want to spend time on the loss of sound recording. Something in the i.f. panel he said. I took it home for Honey Bunch to play with. She was able to use it to play our recorded tapes but wasn't pleased about the sound recording problem and kept on at me to have a go. If Eddy couldn't find the cause of the problem, what hope had I? After some days she visited one of her daughters and came back with an elderly Sony Betamax machine. This frightened the life out of me but, with HB's son-in-law, we managed to get it going and it performs quite well. We have to have a machine so that HB's grandson can watch "Home and Away" and "Neighbours" after we've collected him from school in the afternoon.

I feel guilty about this lack of adventurousness but don't like to risk mucking things up. I still tackle TV sets

of course but the call for repairs is not great nowadays, as you probably know. There are quite a lot of Ferguson portables around with dry-joints causing intermittent field collapse however.

Then there was this chap who brought in a TX10. Said it kept cutting out. He left it and I immediately checked the focus/e.h.t. unit on the right-hand side when viewed from the rear. As it was blackened I disconnected the bottom screws and hung it free as a check – I was down at the shop, and my new focus/e.h.t. units were back at the bungalow, so I had to check as best as I could. The set worked all right, showing a faded BBC-2 picture. Then suddenly there was a flashover in the faulty unit and the h.t. fuse failed. The chopper transistor had shorted, so I had to fit a new BU208A. After doing this I popped back to the bungalow for a focus/e.h.t. unit – the modified type.

When this was fitted the picture was reliable but was faint and lacked green content. I turned up the green at the c.r.t. base but the tube was obviously low. So I took the chassis out, turned it up and shorted out the resistor that's in series with the c.r.t. heaters. The heaters then glowed a bit brighter and the picture slowly improved: after a while the greens returned.

When the owner returned I showed him the picture and told him that it would improve with use. There was a problem with the remote control system, which would give only even-numbered channel selection. I couldn't find anything obviously wrong with the cables and contacts and, as the owner didn't seem to be too concerned about this, I wrapped the set up. Perhaps someone familiar with these sets would like to comment on this symptom?

TV Fault Finding

*Reports from Philip Blundell, Eng. Tech.,
John L. Howard, Ian Bowden, Alfred Damp,
J.S. Ruwala, Mick Dutton and Hugh MacMullen*

Philips KT4 and K40 Chassis

A dead set is a common fault with these chassis. If the power supply is tripping, the BU508A line output transistor is probably short-circuit due to dry-joints on the line output transformer. No output from the line oscillator can be due to a dead TDA3576B chip. If the line oscillator is running but the line driver stage isn't, check whether R3192 (680Ω) is open-circuit. **P.B.**

Grundig Sat 20

For no sound, just a rushing noise, suspect the S042 chip on the sound module. **P.B.**

Grundig CUC3400 Chassis

This particular set, a T55-340, has been responsible for a few grey hairs recently. It first came into the workshop a few months ago because of intermittent tripping from cold. The line drive signal going into the TDA8140 line processor chip was o.k., but it was distorted at the output. A replacement TDA8140 cured this for a while. When the set came back the fault was fortunately permanent, so I was able to make quicker progress. I found that the power supply was tripping, though it was all right with a dummy load. If the line hold was adjusted so that the frequency was too low the power supply started up and a raster appeared. For the line deflection/switch-mode power supply (it's a variant on the Ipsalo theme) to work correctly the oscillator in the power supply must operate at line frequency. It didn't, at least not quite. The timing capacitor C653 (4.7nF) had changed value. **P.B.**

Grundig Cinema 9050

These projection sets use an early version of the CUC series chassis for the signals etc. and suffer from the usual power supply and i.f./tuner faults. They also seem to be prone to a problem that doesn't appear to affect non-projection sets, i.e. cracks in the main chassis, to the left of the tuner/i.f. can, where the tracks go round a large hole in the PCB. Faults so far have been either intermittent sound or an intermittent blank raster. **P.B.**

B and O 9000 (33XX Series)

Pumping followed by the set going to standby was traced to a dry-joint on the S-correction capacitor C18. An arc could be clearly seen through the PCB. **J.L.H.**

Salora 1G5

Although the grey scale was satisfactory, the faces had a permanent sun tan. This was corrected by adjusting the chroma delay line balancing controls. **J.L.H.**

Ferguson TX100 Chassis

This set would go off after running for a couple of hours, with the 119V h.t. supply switching relay chattering rapidly on and off. If the set was left switched off for a couple of minutes the fault would correct itself and the set would run for some time. With the fault present a

check was made on the 119V and 20V supplies, which are derived from secondary windings on the chopper transformer. They were both at approximately half the correct value, which pointed to a fault in the primary side of the circuit.

A d.c. check showed that the TDA4600-2 chopper control chip's 12V supply was low at about 7V. With the aid of a scope we found that it was actually pulsing on and off at 50Hz. As a result the chopper transistor's output was also pulsing at this rate. This pulsing was due to the start-up circuit (thyristor SCR1 and the associated components) operating. When the set is running normally the TDA4600-2's 12V supply is produced by rectifying the output from winding 7-10 on the chopper transformer. The rectifier was o.k., but the d.c. resistance of the winding measured 50Ω. After it had been left for a few minutes to cool the resistance had fallen to the correct figure of 0.5Ω. **I.B.**

Panasonic TX2480 (Alpha 1W Chassis)

The fault report was sound but no picture. When we switched the set on a loud whine came from the power supply and, an important clue, its frequency varied. This suggested that there was no sync feedback from the line output stage which in fact wasn't working. The cause of this was traced to the 1.2Ω fusible resistor R851 which had risen in value to around 600Ω. It's in the 26V supply that powers the field output chip and the line driver transistor. Fitting a replacement restored correct working and after a check for shorts the set was put on soak test.

Some two hours later the set failed again. The fusible resistor was o.k. this time but the 26V supply was being loaded down – the voltage reading was around 22V. A check at the collector of the line driver transistor produced a reading of 0V. As its drive was still present we suspected the transistor of intermittently going short-circuit collector-to-emitter. A replacement was fitted but two hours later the set again failed. We were wondering what else could short out the collector of the driver transistor and were looking suspiciously at the driver transformer when the reason was found. There's a long aluminium heatsink that runs across the width of the main panel, between the driver transistor and the driver transformer. This heatsink is earthed by a wire that goes to a screening can. It's fixed in place by some twisted protruding legs that pass through the panel. One of these twists rested against the PCB land that's connected to the driver transistor's collector. The leg was removed with cutters and the set was again soak tested. This time there was no recurrence of the fault. When we looked in a newer set we noticed that the print layout in this area is different, in order to stop this fault happening. **I.B.**

Panasonic TX1786 (Z3-T Chassis)

The picture produced by this set had a brightness gradient. It was correct at the top left corner but was far too dark at the bottom right corner. As a first step we used the scope to check the h.t. line, the tube's first

anode supply and the beam limiting voltage. Nothing was wrong with any of these. The RGB drive waveforms from the TDA3562A colour decoder chip IC601 on the vertical plug-in PCB B had a field-rate ramp superimposed on them however. Now the black level of each output is set by the d.c. voltage established by the clamp capacitors connected to pins 10, 20 and 21. These pins are connected to a common line (TPB14) via three diodes D315/6/7 which are normally reverse biased. TPB14 is connected via an 8.2k Ω resistor and pin 11 of plug/socket B1 to the collector of the UN4112 transistor Q306 on the main PCB. This transistor is used to blank the screen at switch-on – it's then conductive, pulling TPB14 down to about 5.4V. When it switches off, TPB14 should rise to 12V. The problem was that Q306 had a collector-to-emitter leak. Hence its collector voltage was low at 2V and TPB14 was low at 7V. **I.B.**

Salora 1H Chassis

This set was dead apart from a quiet pulsing from the power supply. When the chassis was moved down slightly however the set burst into life. A slight tap on the chassis produced line disturbance on the picture. We tracked down the dry-joint using a small plastic rod. It was at the lower end of CB529 (15nF, 1.2kV). The flyback tuning capacitor connected across the BU500P line output transistor TR500. **I.B.**

Pye 59KE2706 (Philips 2A Chassis)

This set had no tuning though the front display showed the correct channel number. When tuning search was initiated the voltage at the tuner unit's tuning pin remained at a constant 33V. A check on the supplies from the citac board revealed that the 5V supply to the tuner's internal 256 divider circuit was missing. R3740 (5.6 Ω) on the citac module was open-circuit. **A.D.**

Tatung TV9448 (150 series Chassis)

The colour fault with this set was apparent on only some scenes. It produced the impression of Hanover bars. Its true nature could be seen with a colour-bar display: there were alternate bars of colour and no colour. The a.c.c. decoupler C516 (4.7 μ F) was the cause of the trouble. **A.D.**

Ferguson TX90 Chassis

The picture produced by this set had a band that moved up the screen, with picture tearing within this band. Replacing C189 (22 μ F, 50V) in the boost regulator circuit provided a cure. **A.D.**

Sharp C1412H

This set was dead – even the relay didn't click at switch on. The 12V supply from board D was present but there was no voltage at the base of transistor Q753 to switch it on and energise the relay. The base voltage is obtained via D1006 and IC1002. I checked the 5V rail, which was o.k. A miniature switch S1011 behind the colour control was then turned on. The relay gave a nice click but the set was still dead. The full voltage was present at pin 3 of IC701 but there was no output. Resistors R713 (330 Ω) and R704 (47 Ω) were both open-circuit and when these were replaced the set worked normally. To get the sound I had to return S1011 to its original position. Note that

when you pull the chassis out and operate the power switch the standby switch S1009 doesn't operate. **J.S.R.**

Telefunken 615 Chassis

These sets suffer from lots of dry-joints. You'll find them around the chopper transformer TR701 and at the collectors of the chopper transistor T464 and the line output transistor T492. When the fuse has blown almost certainly the chopper transistor (S527T or 2SC1413) will be short-circuit, in which case you'll find that T462 (BC368) and zener diode D538 have also failed. D538 is a 2.1V device and it's important to replace it with the correct value. **J.S.R.**

Alba PTV10

I've come across several of these sets with an open-circuit mains transformer primary winding and am not surprised that Les Lawry-Johns didn't find the invisible fuse (October). Make sure that you replace the bridge rectifier supplied by the maker if you don't want to see the set back in two week's time. **J.S.R.**

B and O 4402

We don't see many B and O sets and it took us a while to sort this one out. The problem was no results, with only 17V on the h.t. rail and the voltages in the control section of the power supply approximately correct. The cause of the fault was 5C10 (47 μ F) which had gone open-circuit. **M.D.**

Ferguson TX9 Chassis

The blue was very poor. A check indicated that the tube was in reasonable condition so as a next step we swapped over the tube base leads. This proved that the fault was on the main panel. The blue clamp capacitor C64 (10nF) associated with the TDA3560 colour decoder chip turned out to be the cause of the fault. **M.D.**

Triumph CTV8205/Amstrad CTV1600

The problem with this set was no field scan. There was no field oscillator output and we found that R709 (22k Ω), which is in series with the field hold control, had gone open-circuit. **M.D.**

Philips K30 Chassis

The picture became progressively greener over a period of two hours. When cold the set worked normally and no amount of shaking etc. would bring about the fault. Eventually, after two visits, I found that the green first anode potentiometer was going open-circuit at its earthy end when heated by adjacent components. This gave rise to a gradual increase in the background green. **H.MacM.**

Philips G11 Chassis

Every now and then one of the 3.15A mains input fuses would blow. The set wasn't suffering from the usual complaints that cause this – the 470 μ F reservoir capacitor, the BU208A line output transistor, etc. We eventually found that R1308, which is in parallel with the mains filter choke L1305, flashed over internally every now and then. It had, on various occasions, led to failure of D3133 in the EW modulator circuit and the BU208A line output transistor. **H.MacM.**

More on VCR Back Tension

Nick Beer

There have been several developments since my article on "The Importance of Back Tension" in the August 1988 issue of *Television*. Despite the fact that incorrect back tension is the root cause of many VCR faults we don't hear much about it from the manufacturers. I shall however continue to emphasise the importance of this adjustment in my articles. In addition many of you will have seen the first results of research carried out by MCES of Manchester on the effects of incorrect back tension, the life of various types of head and the effects of video cleaning cassettes. An article relating to this appeared in the August 1989 issue of *Television* and MCES has published a wall chart that's been distributed to the trade. This article provides an update on the subject and expands on various aspects of it.

New Measuring Cassette

First, Konig has introduced a combined back tension and take-up torque measurement cassette. I've tested the VHS version in the workshop and a colleague has tested it in the field. We feel that it's excellent value for money. It comes in a hard plastic case which is similar to the type used for very early library tapes.

The scales are marked on labels that are stuck over what would, with an ordinary cassette, be the windows. Back tension is measured on the supply reel, from 0-80g/cm (this is of course actually a torque measurement). Take-up torque is measured on the take-up reel, from 50-250g/cm. A marker within the cassette is viewed against these external scales. The construction may seem to be a bit floppy but the accuracy should be within the specified range of ± 2 for back tension and ± 5 for take-up torque. The scales have to be reset to zero manually after each test, by turning the supply spool.

The cassette worked very well on test. The only slight hiccup occurred when it was tested with an old Ferguson 3V00: the VCR's rather crotchety carriage made the spools push up into the cassette and lock off centre, but a quick click returned them to the normal position. This could possibly have been prevented by stronger balance springs within the cassette. Note that back tension (torque) is measured in g/cm, not g as with a Tentelometer.

In view of the cost of the gauges available for measuring back tension most workshops will doubtless have only one type. The very reasonable cost of this Konig cassette gauge makes it a good choice.

Tension/torque Conversion

While most manufacturers quote back tension in g/cm (torque) some, Panasonic in particular, give Tentelometer readings in g. Many people ask about converting these figures. Conversion depends on several factors however. A cassette gauge measures in g/cm the take-up reel torque and the supply reel torque required to overcome the braking force present while a Tentelometer measures in g the force applied between its prongs (effectively the taughtness of the tape) at a position between the exit from the cassette and the entry guide

prior to the drum. The only useful conversion therefore is between g/cm and tension (g) at this particular point, measured half way through a three-hour tape.

The problem in practice is that conversion depends on the mechanical arrangement used in a particular deck. For example, Fig. 1 shows the Tentelometer measuring point and a conversion graph for a typical Panasonic deck (actually an NV7000). As you can see, the tension readings are lower than the torque measurements. This is because with this design the back tension depends more on the supply reel braking than the action of the back-tension arm/post. Fig. 2 shows the same conditions for a JVC (Ferguson 3V55) deck. Here the tension readings are considerably higher than the torque ones, because the tension depends more on the back-tension arm. You will see that in comparison with the Panasonic design there's an extra post between the cassette exit and the back-tension post. The ideal situation of course would be for manufacturers to give figures for both types of measurement.

Back to the Konig Cassette

The Konig cassette is an excellent purchase for the workshop. It's about half the price of a Tentelometer or, for example, the Sharp cassette gauge, and in addition you have the take-up torque scale. A separate take-up torque gauge may well set you back another £200 or so, but will of course measure the higher fast-wind torques. The Konig cassette's accuracy with back-tension measurements may at first seem to be a little vague, but it falls well within most specifications. Being a combined unit it makes an ideal tool for field servicing, though care should be taken with handling and storage in these conditions. I suggest that for each engineer in a large company to be equipped with one will be an investment that's soon recouped as a result of quicker fault diagnosis and an improved repair throughput – not to mention the benefits that come with correct back-tension adjustment.

The cassette is available from Willow Vale Electronics at £149.95 trade plus VAT under order code 12-400.

A Philips VHS Deck Design

In the August 1988 article I quoted back tension for various Panasonic machines and showed a typical VHS deck layout. Deck designs vary, as we've seen, but Philips has come up with a mechanism that differs radically from the usual arrangement. It's used in the Philips VR6467 and various clones such as the Pioneer VR707 and the B and O VHS82. Back tension is altered in two ways with this design. First, by what's called "dynamic tape tension", and secondly by supply-reel friction. Both of these should be checked in cases where you'd normally check the back tension.

The tape tension is checked by playing back the Philips test tape and monitoring the phase jump in the white bar at the bottom of the display. It should be 8µsec or less, which equates with one colour bar width. To adjust, move spring 203 along the notches of lever

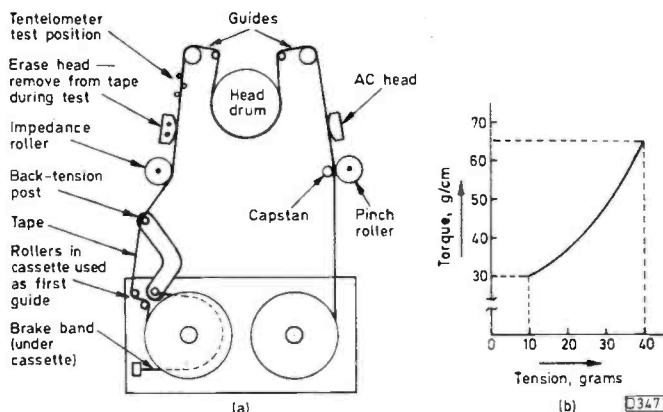


Fig. 1: (a) Typical Panasonic deck mechanism, simplified, showing the back-tension arrangement. (b) Conversion for tension/torque measurements with the D1 deck - 40-45g/cm is the correct back tension (torque).

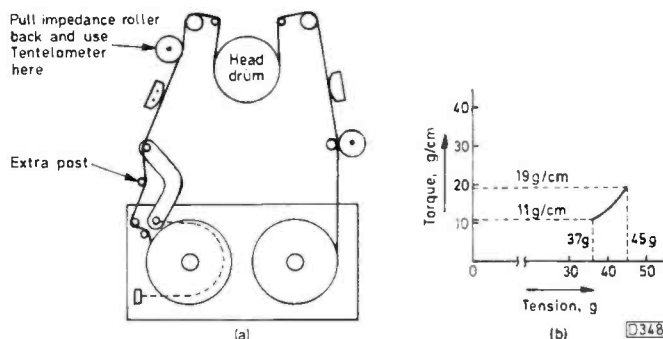


Fig. 2: (a) Typical Ferguson/JVC mechanism. (b) Tension/torque conversion for the 3V55.

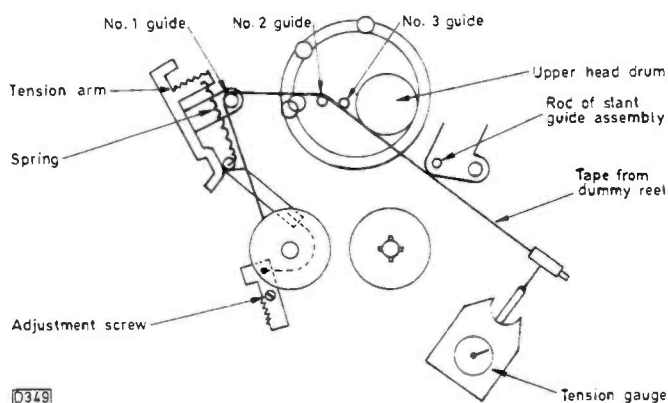


Fig. 3: Video-8 back-tension measurement. You use a fan-type tension gauge and dummy reel.

204. The supply-reel friction is checked by setting the deck in the unthreaded stop position, removing the reel brakes and then, using a hand torque meter, noting the reading in the clockwise direction. It should be 13-16gf/cm (grams force per centimetre). Alternatively use a fan-type tension gauge (see later under Video-8) and a dummy reel. To adjust the friction, set the deck in the threaded stop position, with no cassette in, and alter the position of the spring that's visible through the hole in the mechanism plate, just behind the supply spool - move it to the right to increase the friction.

VHS-C Decks

With VHS-C decks back tension is measured in different ways depending on the deck's make and age. In

the case of older Panasonic machines such as the portable NV200 a Tentelometer reading in grams is specified. With later machines such as the NV-MC10 camcorder a measurement of the landing position of the back-tension post is specified. Tape tension at the traditional measuring point between the erase head and the entry guide is so low that it doesn't register with a Tentelometer. With JVC/Ferguson machines such as the 3C03 a g/cm reading is specified and this has to be measured using a VHS-C torque cassette. JVC produces such a cassette, part number PUJ50431. It's available from Willow Vale Electronics at £239.50 trade plus VAT, order code 20-300T.

Betamax Decks

With most Betamax decks the use of a cassette gauge is specified, the reading being quoted in g/cm or gf/cm. Apparently there's a Beta version of the Konig cassette, and of course Sony have such a unit (torque cassette SL-0003C). Taking as an example the Sony SL-F1, the reading should be 45-48g/cm. In this model a preset, RV202 on board LS-8, is used to adjust the back tension. It's in the capstan servo system which provides electronic torque control. Some Betamax machines use the more traditional variable spring position means of adjustment, as with a VHS deck.

Video-8 Decks

The mechanism used in Video-8 machines is of course very small in comparison with a VHS or Betamax mechanism. As well as the repair problems that this introduces, it also means that a different alignment procedure is required. With Sony machines, to check the back tension you have to remove the mechanism from the machine (camcorder or domestic model), then the cassette carriage from the mechanism. Fig. 3 shows a Video-8 back-tension arrangement. You use a fan-type tension gauge to draw tape through the tape path. The gauge measures up to 30g in either direction, and is used with another reel for take-up torque measurement. The tape is on a dummy reel.

Reel plus tape is part number J-608-083-1A while the gauge is part number J-608-082-4A (Sony part numbers). The gauge costs £77.11 trade plus VAT, the dummy reel with tape £5 trade plus VAT.

You can thus make a practice of checking the back tension with Video-8 decks as well as VHS ones. Here's an example of the benefit of doing this. I recently had to replace a faulty video head in an 18-month old Sony EVA300. I knew that it had had very moderate use. The back tension was found to be over 28g instead of the specified 12g.

In Conclusion

I shall probably have to return to this subject again later. Meanwhile if anyone has any further information or queries, please write to me via the magazine.

Addresses

Finally a couple of addresses. MCES is at 15 Lostock Road, Davyhulme, Manchester. Willow Vale Electronics Ltd. can be contacted at 11 Arkwright Road, Reading, Berks RG2 0LU (0734 876 444).

Long-distance Television

Roger Bunney

The striking feature of October's DX-TV conditions was the F2 reception from sources world-wide in Band I. Even Australian TV was seen by several UK DXers. Sporadic E conditions were also active, but the signals received seem almost parochial in comparison with the dramatic F2 catches. First as usual the F2 log:

5.10.89 CST (Czechoslovakia) ch. R2.
 7/10/89 CST R1; TSS (USSR) R1, 2; SVT (Sweden) E2; MTV (Hungary) R1, 2; TVP (Poland) R1; RAI (Italy) IA; JRT (Yugoslavia) E3, 4,
 8/10/89 DR (Denmark) E3
 9/10/89 TVE (Spain) E2, 3.
 10/10/89 +PTT (Switzerland) E2.
 11/10/89 TVE E3.
 13/10/89 TVE E2.
 15/10/89 TSS R1; RAI IA, B; Telemarket (Italian private station) E2.
 17/10/89 TSS R1; TVR (Rumania) R2; MTV R1; CST R1; TVP R1, 2; DR E3; RAI 1A; JRT E3; TVE E4.
 16/10/89 TSS R1.
 19/10/89 TVE E2.
 20/10/89 CST R2; TVE E2, 3, 4; RAI IA.
 21/10/89 TVE E2.
 22/10/89 TVE E2, 3; RAI IA.
 23/10/89 SVT E4.
 26/10/89 TVP R1; SVT E2; TVE E2; RTP (Portugal) E3.
 29/10/89 RAI IA; TVE E2, 4; TDF (France) L2.

Improved tropospheric conditions were noted across the UK on the 17th, producing Band III/u.h.f. reception from the Benelux countries and West Germany. A less active spell during the 25th produced signals from the same sources mainly in the eastern UK. Interesting catches were RTL (Luxemborg) chs. E36 and 52, SAT-1 ch. E62 and the SSVC UK land forces TV services from West Germany on chs. E23, 41 and 57.

The high level of solar activity resulted in enhanced auroral conditions. Band I/III signals were noted on the 20th, Band I signals on the 21st and lower-level Band I signals on the 22nd. Reception on the 23rd and 24th was largely confined to Scotland, in Band I. There was a similar "northern" event on the 26th.


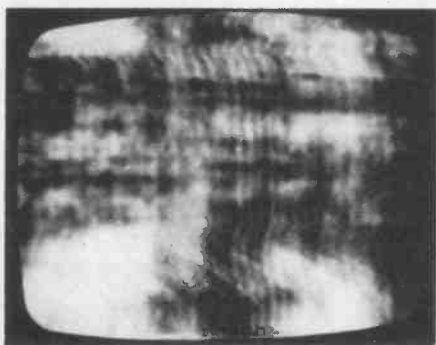
The log so far would represent a fine outcome for

October. The previously mentioned F2 propagation increased the excitement considerably however with signals from very great distances almost daily, reaching up to 55MHz. The collated F2 log is as follows:

5/10/89 Unidentified colour bars from 1000-1035 BST on ch. E2.
 8/10/89 Dubai UAE ch. E2 with teletext.
 9/10/89 IRIB (Iran) E2.
 10/10/89 ZTV (Zimbabwe) E2, with PM5534 test pattern.
 11/10/89 RTM (Malaya) E2; ZTV E2.
 12/10/89 TSS (USSR) R1; unidentified ch. E2 signal.
 13/10/89 TSS R1; RTM E2; UAE E2; IRIB E2.
 14/10/89 TSS R1; unidentified ch. R1 and E2 signals.
 15/10/89 RTM E2; IRIB E2; UAE E2; football from Africa E2; Australia ch. 0, at 1010-1040 BST, confirmed by Garry Smith as DDQ-10 by measuring the vision carrier offset.
 16/10/89 TSS R1; RTM E2; IRIB E2; unidentified ch. R1 signal.
 17/10/89 IRIB E2; UAE E2; ZTV E2.
 18/10/89 ZTV E2; UAE E2; unidentified African signal on ch. E2.
 19/10/89 UAE E2; GBC (Ghana) E2.
 20/10/89 UAE E2; ZTV E2 (F2 and TE, see later).
 21/10/89 UAE E2; ZTV E2.
 25/10/89 ZTV E2; GBC E2; UAE and IRIB E2.
 26/10/89 IRIB or UAE E2 (Arabic programme).
 27/10/89 UAE and IRIB E2; TSS R1; China C1.
 28/10/89 TSS R1; IRIB E2.
 29/10/89 UAE and IRIB E2.
 30/10/89 TSS R1.
 31/10/89 IRIB and UAE E2; unidentified ch. E2 signal at 1200, on programme.
 1/11/89 Unidentified ch. E2 programmes; Australia ch. 0 at 0900 GMT onwards, a very strong signal.
 3/11/89 TSS R1.

A quite incredible log! Several DXers have commented that TSS R1 has not been as prominent as it usually is at the start of winter F2 reception. At the peaks of past cycles TSS R1 has usually been the first and most reliable F2 signal. Cyril Willis had very interesting ZTV reception on the 20th. It appeared first as normal F2, then appeared at 1855-1925 in the more conventional TE form. This was followed by a short-lived auroral event after which, at 2017 through to 2125, a very late TE opening again produced ZTV.

Iain Menzies, monitoring the 30-50MHz spectrum via radio to check on the rising m.u.f., came across large-scale military exercises by US forces in Egypt, with call signs such as "Cobra Control", "Desert Base" etc., at 50.5MHz. The low v.h.f. band has been full of communications signals, s.w./v.h.f. harmonics, other communications "noises", distant cordless phones, US



Left: An example of "good-quality" F2 reception. Note the multiple images. F2 pictures are generally smeary with reduced h.f. content. Centre: A test pattern transmitted by Hamburg ch. E9 for receiver alignment purposes. Right: Another test pattern transmission from Hamburg ch. E9. All photos are of reception by Ryn Muntjewerff in Holland.

taxi and highway patrol operations etc. I would recommend all those interested to obtain receiving equipment for low v.h.f. signals, such as the Eddystone 770R etc. You can hear weak TV carriers long before they can be displayed on the screen. When I received Australia ch. 0 on November 1st I heard the 46.25MHz carrier long before pictures could be resolved, but listen as I did there was no indication of New Zealand ch. NZ1 at 45.25MHz. The signal levels here at Romsey, Hants on November 1st were truly amazing: very strong, though with appalling picture quality, and suffering from extremes of deep fading.

During the month Garry Smith received System M signals on ch. R1, consisting of a crosshatch pattern and thought to be a USSR transmission error – transmitting what was in effect a vision feed between the USSR and Cuba over a Gorizont circuit.

It seems that sunspot cycle 22 could be leading up to a record high: the average count for September was 176.8, with a peak day of 296!

Enthusiasts elsewhere have of course been enjoying the enhanced F2 conditions. In Perth, Australia, Anthony Mann received European Band I TV signals on chs. E2 and R1 between October 11-16th. He reports that China carries English lessons on the first network. On September 17th Anthony received China ch. C1 (vision carrier 48.27MHz) including the sound over the period 0200-0230 GMT. His log for October confirms, by offset measurement, reception of NRK (Norway) Melhus, Greipstad and Gulen on ch. E2, also either West Germany or Sweden ch. E2 and of course many ch. R1/C1 signals. This emphasises the importance of scanner use, to be able to check on the vision carrier plus offset frequency. The first 50MHz amateur radio contacts between the UK/France and Australia (Alice Springs) took place on October 11th.

A very busy and exciting month then, with the assurance of better things to come. Remember to look on the higher channels when there are signals on the lower ones – and don't forget to look westwards for possible System M, ch. A2 reception from Puerto Rico and North America.

My thanks to the following for sending in reception reports: Tim Anderson (St. Leonards), Garry Smith (Derby), Simon Hamer (Powys), David Glenday (Arbroath), Peter Schubert (Rainham), Paul Barton (Harrogate), Bill Cotterill (Tipton), Iain Menzies (Aberdeen), Mark Baldwin (Northants), Roger Fussell (Torpoint) and Cyril Willis (King's Lynn).

News Items

Belgium: Canal Plus Belgique came on air at 0700 local time on September 27th. Our contact suggests that, judging by the data signal in the last active line of each field, the initialisation point in the Discret scrambling process (pseudo-random sequence) is being changed frequently. The 6µsec sequence also appears at the end of field blanking and is thought to be related to decoder authorisation switching. The PM5544 test pattern is radiated in scrambled form prior to the start of programmes at 0700 local time – at least it was in early October.

Luxembourg: RTL-V (RTL Veronique) has been seen testing on ch. E24, over Dudelange. Ch. E49 is expected to be used at another site. RTL-V is at present available via Astra 1A.

Greece: Deregulation has been introduced and several independent broadcasters intend to set up operations.

AERIAL TECHNIQUES

SANYO

CEM1747



PAL/SECAM/NTSC

£399.00

Aerial Techniques have secured a select consignment of the renowned **SANYO CEM1747**, a Multi-standard **PAL/SECAM** colour TV covering systems B/G (5.5MHz); System I (6MHz) and System L (French 6.5MHz). It's unique and sensitive tuner features **FULL Bands 1/2/3** UHF coverage, including all the elusive cable channels. The receiver will also display **NTSC** (4.43MHz) from an outboard video or tuner/IF system when fed at baseband via the rear 21 pin Scart (Pentel) facility. Screen size is 17" in an attractive monitor style housing and operates on 220/240 volts AC – ideal for the video and TV/DX enthusiast also for regular reception of overseas transmissions and Satellite viewing. It's complete with a 32 channel memory and full infra-red remote control.

Supplies of this quality receiver – Intended for the French market – are limited – so act now to avoid disappointment.

SANYO CEM1747 Multi-standard Colour television **£399.00**
UK mainland Carriage & Insurance is £10.00. All inclusive of VAT.
A few dual standard (System B/G.I) 4½" screen black & white TV's are still available @ £89.95 + £5.50 Carriage & Insurance, all inclusive of VAT.

Aerial Techniques offers a full aerial/satellite supply service covering all domestic & TV/DX installations. We also specialise in supply of Multiple standard TV's and Video recorders at price levels well below Tottenham Court Road!

Why not send for a copy of our comprehensive illustrated 29 page Catalogue at 75p.
STOP PRESS! – CANAL PLUS decoders available from stock.

ACCESS & VISA Mail & Telephone orders welcome.
(24hr. service)
Delivery normally 7-10 days.



11, KENT ROAD, PARKSTONE, POOLE, DORSET BH12 2EH
Tel: 0202 738232

In brief: Eesti TV (Estonia) has replaced the Tartu transmitter with one at Valjarve. The UEIT test pattern is used with the identification "VJ 1988" . . . The e.r.p. of several of the Danish TV-2 network transmitters is to be reduced to avoid co-channel interference problems with transmitters in West Germany and Sweden . . . The Italian RAI-UNO and TV-5 satellite TV programmes are being transmitted in certain parts of Poland . . . Tunisian second service programmes are now being supplied by the French Antenne-2 service. A third network carrying RAI-UNO programmes is to be established in the near future.

Satellite TV

Several Israeli companies are offering up-market systems for reception from Astra 1A. A dish with a diameter of at least 2.5m is required. A Norwegian ice hockey outside broadcast has been seen on Intelsat 1°W, at approximately 11.5GHz horizontal. The CBS news feed to Sky TV can be seen standards-converted at certain times in the afternoon on its downlink from PanAmSat 45°W to the London Teleport.

I've installed one of the recently reviewed 65cm Salora Astra packages and can confirm the high constructional standard and the excellent reception quality. As a PDS sync processor has been acquired I no longer have the problem of stabilising the EBU news from ECS 7°E – lockable, steady pictures are obtained (the transmissions use sound-in-sync, with consequent vision instability unless steps are taken to counteract this).

Swift Television Publications, 17 Pittsfield, Cricklade,

Swindon, Wilts SN6 6AN has introduced a personalised satellite location printout service. If you send £3 to the address given you'll receive a printout detailing dish angle settings, elevation and azimuth, and modified polar and apex elevation angles for motorised systems, at your location. This enables the dish to be set up accurately to track the whole visible geo-arc. Some thirty satellites are listed, in the 2.5, 4, 11 and 12.5GHz bands. A book list is available free on receipt of a foolscap s.a.e.

A third, updated edition of the "Guide to World-wide Television Test Cards" is available from HS Publications, 7 Epping Close, Mackwoth Estate, Derby DE3 4HR. The price is £4.95 UK, £5.95 continental Europe and £7.25 by airmail world-wide.

Latest EBU Listings

At last there is an official listing of Remada RTT-1 (Tunisia), ch. E4. The location is 10E22 32N19 and the e.r.p. 40kW horizontal.

The following Danish stations are now listed:

Fyne (North)	E22	500kW H TV2	Svendborg	E43	1kW H L
Aarhus	E23	3kW H L	Jyderup	E48	600kW H TV2
Koebenhavn	E23	3kW H L	Odense	E49	3kW H L
Esbjerg	E23	0.5kW V L	Aalborg	E51	3kW V L
Naestved	E23	0.5kW V L	Koebenhavn	E53	600kW H TV2
Fyne (South)	E32	250kW H TV2	Neksoe	E53	1kW V L
Bramming	E33	500kW H TV2	Aarhus	E55	3kW H L
Aalborg	E35	600kW H TV2	Bornholm	E56	800kW H TV2
Vendsyssel	E37	50kW H TV2	Skive	E56	500kW H TV2
Holbaek	E37	0.2kW V L	Vendsyssel	E57	50kW H DR1
Roenne	E39	1kW V L	Koebenhavn	E60	3kW H L
Ringkoebing	E40	600kW H TV2	Fredericia	E60	0.2kW V L
Fejoe	E40	0.2kW V L			

H/V = horizontal/vertical. L = local station.

F2 Reception

A few words on this subject in view of the current interest. With increased sunspot activity there's greater likelihood of low-band v.h.f. signal reflection via the F2 layer, which during the day is at 200-220 miles above the Earth. Since reflection depends on the sun, it follows

that for distant reception to be possible the sun must illuminate part of the signal path. The highest m.u.f. (maximum usable frequency) occurs at solar noon along the path. If, in the UK, an aerial is pointed to the east in good conditions during the early morning period, F2 reflection can provide ch. R1 signals from far into the USSR, a station clock showing a time four-five hours ahead of GMT. Towards midday more southerly signals will be received, e.g. ZTV (Zimbabwe) ch. E2. Towards mid-afternoon ch. A2 signals from N. America may be received.

Multiple-hop propagation is common via the F2 layer, so that signals may be received in the UK from as far away as Australia. Unfortunately with this type of propagation you get multiple images that are smeary and lacking in detail, making identification difficult at times.

The aerial should be mounted as high as possible, for horizontal polarisation. F2 signals often appear out of a noisy screen from nil to quite strong in a relatively short time, as brief as a minute. Openings can last from half an hour to five hours.

Towards dusk the F1 and F2 layers tend to merge and the m.u.f. can rise to say fifty per cent above the daytime level. This is known as transequatorial skip (TE) propagation and will give reception from the south (in the northern hemisphere).

Be sure to send in reports of any exotic reception!

The Late Roy Allen

I first met Roy Allen in 1963, when I was just starting with DX-TV reception. At that time he lived at Christchurch, Hants. He was particularly interested in reception of low-power stations such as Channel and the RTF outlets along the French coast, and in later years his interest spread to local radio stations. Roy subsequently moved to Bristol and became more active with radio. He was a true enthusiast and was one of the pioneers of DX-TV in the UK. Roy fought a brave fight against illness and is now at peace. Farewell, old friend.

VCR Tips

Dave Mackrill

Here are a few tips for those who regularly service VCRs, especially the older types.

Obtain the following: an ink rubber, some pipe cleaners, a hard toothbrush, a sheet of very fine wet-and-dry paper (marked "00 FLOUR") and, from the car accessory shop, a rubber car mat approximately 20 x 27in. for the bench - mine has 5/8in. squares, which hold all the screws, circlips etc. as they are removed from the machine. Don't forget some cheap, odd shapes of chamois leather for tape path cleaning and, of course, isopropyl alcohol from the chemist. The latter is sometimes called Isopropanol, which seems to be cheaper.

How do you remove those very stubborn tape oxide deposits from capstan shafts, and ground-in rubber from capstan motor pulleys, without taking ages, using half a bottle of alcohol, or scratching the surface? Simple. Use a hard ink rubber in the same way that we used to clean car rotor arms and distributor cap electrodes. Then, for

the final deposits and a polish, use a fibre pencil such as the one available from SEME.

I usually remove the clamp to the capstan flywheel and withdraw it, making sure not to loose the oil seal washer that sits between the flywheel and its bottom bush. This gives easier access to both the shaft and the motor pulley. First however I remove the pressure roller and capstan shaft oil seal washer, plus oil pad washer if present, from the top of the deck. It's a good idea to lay an A4 sheet of paper on the bench mat, under the capstan bush, to catch the drops of oil. Then I run a pipe cleaner dipped in alcohol through the bushes, followed by one soaked in oil. This can be kept in a plastic bag, folded and taped to accommodate it, which will contain any excess oil.

The milled friction surfaces of reel tables, motor pulleys and certain Hitachi reel idlers should be scrubbed with the toothbrush after dipping it in alcohol.

If the pressure roller is to be reused, the glaze can be carefully removed using very fine wet-and-dry. Then clean with either soapy water or paraffin then water, followed by thorough drying. Alcohol and methylated spirit are too volatile for use with rubber items - they have a high evaporation rate which can cause cracks in the surface. I still use something called "video fluid", which used to be sold by SEME and is most suitable.

TEST CASE

325

Each month we provide an interesting case of TV/video servicing to exercise your ingenuity. These are not trick questions but are based on actual practical faults.

A camcorder's viewfinder is a tiny monochrome monitor that uses the same building blocks as a conventional TV set or monitor. So the story about to be told is applicable to any TV set – and you wouldn't need specific service data to be able to solve it! Our customer phoned to say that the picture produced by the viewfinder of his Sharp VL-C73 camcorder was blurred. Sliding the lens didn't help, neither did adjustment of the preset focus potentiometer. When the camcorder was brought into the workshop we found that the image on the screen was just a defocused blob. It filled the screen vertically but the horizontal scan fell short. Something was very wrong! Otherwise, the camcorder worked perfectly.

We dug into the viewfinder and found a tiny but perfectly conventional line output stage. It has a sugar-cube sized line output transformer that contains the e.h.t. rectifier. Other supplies derived from the transformer are a 450V boost line that feeds a resistive chain to provide operating voltages for the tube's electrodes, a negative line for the video output stage and to provide grid bias for the c.r.t., and a winding to feed the flea-power c.r.t. heater. Testing started in this area, the first check being on the supply to the line output stage. It was correct at 5V. The 450V boost supply was low at 225V however. Ohmmeter tests showed that the rectifier diode D706 and the resistive chain (total 5M Ω) were o.k., but to be sure we disconnected the diode and checked the input pulse with a scope. The pulses had an amplitude of about 230V, which suggested that the trouble wasn't due to overloading. They were of a strange shape however.

The technician next checked the pulse at the collector of the line output transistor Q704. No pulse amplitude figure is quoted in the service manual, but the fact that the pulses were of 55V peak-to-peak amplitude seemed reasonable in view of the 5V supply to the stage. Again however the pulses had a somewhat peculiar shape – they had slight shoulders. The technician decided to check the duration of the flyback pulses: he adjusted the scope's timebase setting and found that they were of 6 μ sec duration, well short of the expected 11-12 μ sec.

Now a too narrow line flyback pulse usually suggests that there's something wrong with the tuning of the line output stage. The LC circuit consists of the line output transistor's inductive load and the tuning capacitor, in this case C719. After checking the capacitor by substituti-

tion, our man became convinced that the transformer was at fault – with shorted turns maybe, or perhaps something was wrong with an internal diode. Be that as it may, a new one was ordered. It was fitted with care but the result was the same distorted blur as before on the screen. The waveforms and voltages were also pretty well as before. Nought out of ten for diagnostic skill – and great consternation on the part of the owner who, typically, wanted it this Saturday for a wedding.

Back into the little beastie with the scope then, this time to check the line drive waveform. It was good and square at the line driver transistor, and the coupling capacitor was o.k. The electrolytic capacitor that provides coupling to the line scan coils was also all right. A substitute efficiency diode and line output transistor did nought to help matters.

A while later the technician was kicking himself. If only he'd looked more closely at his scope! – or brought in another test instrument. So what was the cause of the trouble? See next month for the answer.

ANSWER TO TEST CASE 324 – page 136 last month –

No, a new luminance drive chip didn't cure the problem with the Hitachi VT33 VCR. You'll remember that it wouldn't record a picture, though the E-E picture was fine.

Really, there should have been no great surprise: there was a fundamental flaw in John's reasoning as he attempted to diagnose the cause of the trouble. The value of the coupling capacitor C248 at pin 28 of the chip is 0.022 μ F. At the vision carrier frequency (4MHz) its reactance would be about 2 Ω . To drop a 4MHz signal across 2 Ω you'd need very high power from a driver stage with a very low output impedance – and that's no description of Q201 and its associated components! Plainly C248 had gone open-circuit, leaving the luminance-plus-chrominance signal at the collector of Q201 to "walk the plank". Shunting another capacitor across C248 restored normal writing current and good recordings were then made. The original capacitor measured but a few puffs on Television Ted's 1954 capacitance bridge.

The inevitable customer relations problem followed the technical one. It was left to Sage to sort out – "it's his bloody job", as John rightly said. The estimate had been made on the basis of replacing the reel idler, but the prolonged sortie into the luminance recording department had more than doubled the bill even without the cost of the chip being charged. Not to worry said the customer. He never used the machine for recording – there was no aerial point in his bedroom where he used it for playback only . . .

QUERY SERVICE CLOSED

See note on page 189.

Published on approximately the 22nd of each month by IPC Magazines Limited, King's Reach Tower, Stamford Street, London SE1 9LS. Filmsetting by Trutape Setting Systems, 220-228 Northdown Road, Margate, Kent. Printed in England by the The Riverside Press Ltd., Thanet Way Whitstable, Kent. Sole Agents for Australia and New Zealand – Gordon and Gotch (A/sia) Ltd.; South Africa – Central News Agency Ltd. Subscriptions: Inland £20, overseas (surface mail) £24 per annum, payable to Quadrant Subscription Services Ltd., Oakfield House, Perrymount Road, Haywards Heath, Sussex RH16 3DH. "Television" is sold subject to the following conditions, namely that it shall not, without the written consent of the Publishers first having been given, be lent, resold, hired out or otherwise disposed by way of Trade at more than the recommended selling price shown on the cover, excluding Eire where the selling price is subject to currency exchange fluctuations and VAT, and that it shall not be lent, resold, hired out or otherwise disposed of in a mutilated condition or in any unauthorised cover by way of Trade or affixed to or as part of any publication or advertising, literary or pictorial matter whatsoever. ISSN 0032-647X.

VIDEO HEADS AT UNBEATABLE PRICES

GENUINE VCR VIDEO HEADS

PANASONIC VIDEO HEADS	
VEH0103-0121 NV7200 ETC	£16.50
VEH0218 NV370	£21.00
VEH0177 NV330-NV600-NV777	£34.00
VEH0287/0270 NVG10-12	£32.50
VEH0267 (NV730 4 HEAD)	£42.00
VEH0416 NVG30-40-130	£27.00
VEH0417 NVG33-45-46	£40.00
VEH0343 NVG21-25-NV048	£36.00
VEH0201 NV788	£42.00
VEH0252 NV180	£42.00
VEH0265 NV850	£52.00

WHOLESALE TRADE AND OVERSEAS ENQUIRIES
FOR GENUINE & REPLACEMENT HEADS WELCOME

NEW JAPANESE REPLACEMENT VIDEO HEADS

AKAI	
VP77-88-7400-7200	£21.16
VS1-2-3-5-10-9300-9700-9800	£21.80
VS109-201-202-203-301-303	£21.85
AMSTRAD	
TVR1-VCR4500-5200-9000	£18.65
VCR4600 & MKII-VCR4700 TVR2-3	£21.65
FERGUSON & JVC	
3HSSV UNIVERSAL G10 OR L TYPE	£11.95
3V32/HR7655 4 HEAD	£34.59
3V42-44-45-46-47/HRD140-141-143-150-157-158	£20.95
3V43/HRD725-755 6 HEAD	£44.28
3V48/HRD565 4 HEAD	£37.43
3V58	£37.50
3V59	£37.50
3V64	£37.00
HRD250	£19.90
FISHER	
FVHP510-520-530-615-620-622-710-720	£19.50
VBS7000-9000	£28.00
VBS7100-7500-9900	£27.50
FUNAI	
E1103-VIP1000-VP1400-VCR4000	£17.65
GOLDSTAR	
GHV51-1221-VCP4000-4100-4200	£20.55
HINARI	
VXL2-3-4-20-25-35	£17.16
VXL5	£17.65
VXL6	£21.90
HITACHI	
VT7-17-19-35-38-39 4 HEAD 5458434	£36.96
VT11-14-33-61-63	£17.61
VT120-220	£P.O.A.
VT3000 (3HSSV)	£12.50
VT5000-5500	£19.00
VT6500-7000-8000-8500-8700-9300-9500	£17.61
MATSUI	
VX500-600-800-810-880-770-773	£21.16
MITSUBISHI	
HS300 (3HSSV)	£11.95
HS301-302-303-304-310-320-700	£29.95
HS306	£P.O.A.
ORION	
VH3-555-600-700-844-900-1000	£21.16
PANASONIC	
AG6810	£41.65
NV100-370-380	£14.00
NV180	£39.00
NV230-250-260-270-280-450-470-480	£26.50

NVG7-9-10-11-12-14-15-16-120EM	£26.50
NVG-18	£39.13
NVG20-21-22-25-28	£31.00
NV300-322-333-340-390-2000-2010-3000 etc	£11.95
NV330-600-777	£22.36
NV366-730	£29.00
NV688	£43.75
NVG20-21-22-25-28	£31.00
NV810	£39.03
NV870 GENUINE	£54.28

SAISHO

VR100-605-705-805-905-1000-1200-1600	£21.16
--	--------

SAMSUNG

SVX301-VB900-910-V1510-VT320-VT5600-VX510- VX511-VX520-VX616-VX626-VX627-VX717	£21.63
---	--------

SANYO

VHR1100	£21.25
VHR1110-1150-1300-2300	£25.77
VHR1500	£39.50
VHR3100-3200-3400-3500	£27.50
VTC5000-5100-5150-5300-5350-5370-5400-5550	£27.32
VTC5500-9100-9300-9350-9455-9500	£29.17

SHARP

VC105-108-109-108-400-405-408-500-582-583-651-681 VC75	£18.75
VC200-220-225-330-383-386-387-388-481-482	£18.75
VC300-381-5100-9300-9500-9700	£34.28
VC400-386	£38.77
VC6000-6300-7000-7700-7750-8300-BRASS TYPE	£38.77

SONY

SL160 PIN	£14.95
SL160-100-800-8080-SLCS-6-7-SLT6ME-SLT7	£31.98
SL160	£20.37
SLC20-30-40-SL160SLF	£20.37

GENUINE SONY HEADS
AVAILABLE P.O.A.

TOSHIBA

VT1-33-50-51-53-960	£17.86
VT2-57	£12.50
V71-73-74	£21.65
V83	£21.65

GENUINE TOSHIBA HEADS
AVAILABLE P.O.A.

TRIUMPH

VR9501-9511-9592	£21.16
------------------------	--------

JAPANESE LINEAR AND TRANSISTOR DEVICES
WHOLESALE TRADE AND OVERSEAS ENQUIRIES
CONTACT US FIRST WE CAN SOURCE ALMOST
ANY TYPE NUMBER AT THE BEST POSSIBLE
PRICES DIRECT FROM OUR FAR-EAST OFFICES
DELIVERY NORMALLY 15 DAYS

ASK FOR OUR CATALOGUE —
OUT NOW

**TRADE COUNTER
OPENING SOON**

STK 5481
Only £3.75 each

PERSONAL CALLERS ARE ADVISED TO TELEPHONE THEIR ORDERS IN ADVANCE
BEFORE COLLECTING.



ALL PRICES EXCLUDE VAT. PLEASE ADD VAT 15% TO TOTAL ORDER VALUE ALL ITEMS P&P £0.90.



MAIL ORDER ONLY

OMEGA ELECTRONICS 304 CROWN HOUSE, NORTH CIRCULAR RD, LONDON NW10 7PN
TELEPHONE 01-965 5748. FAXIMILE 01-965 5748 AUTO SWITCH

VISIONS LONDON

**EX-RENTAL VIDEO &
TV WHOLESALE**

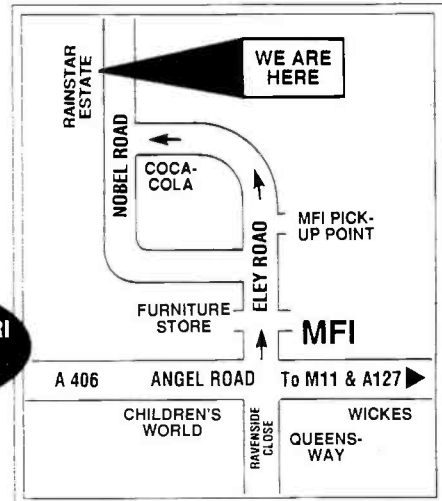
**UNIT 4, RAINSTAR IND. ESTATE,
ELEY ESTATE, NOBEL ROAD,
EDMONTON N18 0AA (off A406)**

2 minutes from Ex-Ferguson Spares/Service Depot

**OPEN:
9 - 5.30 MON to FRI
9 - 1 SATURDAY
10 - 1 SUNDAY**

Contact: Neil Patel

01-807 7476



**WAREHOUSE PACKED WITH
FULL RANGE OF THORN &
GRANADA STOCK**

**APPROVED
THORN
DISTRIBUTOR**

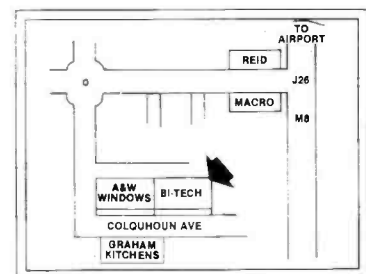
EXPORT
We welcome
enquiries from all
African countries

BI-TECH SCOTLAND

**UNIT 9, COLQUHOUN AVENUE,
HILLINGTON INDUSTRIAL ESTATE,
GLASGOW GS2 4BN**

Contact: Jack Swan

041-883 2610



OUR BRANCHES ARE LADEN WITH GOODIES!

AINTREE WAREHOUSE



IAN McCLELLAND
051 530 1285

UNIT 2, RACECOURSE IND. EST.
ORMSKIRK ROAD
AINTREE
LIVERPOOL L9 5AL

FARNBOROUGH WAREHOUSE



CLIFF PARSONS
0252 540814

7/8 KINGSGROVE INDUSTRIAL EST.
INVINCIBLE ROAD
FARNBOROUGH
HANTS. GU14 7QS

AVONMOUTH WAREHOUSE



KARLA REALE
0272 235093

5 PORTVIEW ROAD
AVONMOUTH
BRISTOL BS11 7LQ

SUNDERLAND WAREHOUSE



BRIAN CADE
091 523 5554

9A/B
94 CARRMERE ROAD
LEECHMERE INDUSTRIAL EST.
SUNDERLAND SR2 9TE

NOTTINGHAM WAREHOUSE



JOHN JEYS
0602 491385

REAR ENTRANCE, UNIT 7
DRCHARD BUSINESS PARK
SANDIACRE
NOTTINGHAM NG10 5BP

LINWOOD WAREHOUSE



IAN DORAN
0505 29284

1a LYON ROAD
LINWOOD INDUSTRIAL ESTATE
LINWOOD
RENFREWSHIRE PA3 3BQ

A Happy Christmas and a Prosperous New Year from

TELEPRICE

LIMITED

THE NATION'S LEADING SUPPLIERS OF QUALITY EX-RENTAL TELEVISIONS & VIDEOS


EX-HOTEL STOCK

PERFECT FOR THE MAIN COURSE
SERVED UP BY T.E.S.D.

MENU

NOW AVAILABLE 14" AND 16"
PORTABLES PLUS 20" REMOTE CONTROL
TELEVISIONS IN EXCELLENT CONDITION
— PLUS MANY MORE VARIETIES —

OUR NORMAL EXTENSIVE RANGE
OF QUALITY EX-RENTAL TVs AND VIDEOS
IS ALSO AVAILABLE — GIVE US A RING WE ARE ALMOST
CERTAIN TO HAVE WHAT YOU WANT AND AT THE RIGHT PRICE!



T.E.S.D. LTD. UNIT 6, 68 BAYTON ROAD, EXHALL, COVENTRY CV7
☎ 0203 268437 YOU COLLECT OR WE WILL DELIVER

SUPERVISION

Wholesale suppliers of ex-rental, bankrupt and surplus stocks
of T.V.'s and Video's



**MASSIVE PRE-CHRISTMAS
SALE**



14" COLOUR PORTABLE
FROM **55.00**

**NEW 'B'
GRADED
STOCK**

VERY LATEST F.S.T. TEXT/BASIC T.V.'s.
(e.g. SONY, HITACHI, FERGUSON, ETC.)
FROM **60.00**



VIDEO PLAYERS ONLY **115.00**

MIDI SYSTEMS **40.00**

MICROWAVES —
ALL SIZES FROM **55.00**

HI-FI SYSTEMS **60.00**

***Stop Press—NEW AMSTRAD STUDIO 100 SYSTEM** RETAIL PRICE 299.00
TRADE PRICE 135.00
SUPERVISION PRICE **100.00***

FERGUSON 51 to 66 cm
COLOUR T.V.'s. **245.00**
(TEXT & STEREO)

MIDI HI-FI SYSTEMS WITH
C.D. PLAYER ONLY **110.00**

**BEST
BUY**

***BRAND NEW* V.H.S. VIDEO RECORDERS (HAND PROGRAMMABLE) 165.00**

***NEW GRADED* V.H.S. VIDEO RECORDERS (BOXED) FROM 145.00**

EX-RENTALS

MECHANICAL	SERVICED UN-TOUCHED	SERVICED UN-TOUCHED
VIDEO'S	40.00	30.00
3V 30 VIDEO'S	75.00	50.00
3V 31 VIDEO'S	90.00	60.00
3V 32 (LONG PLAY)	110.00	70.00
NONE THORN FROM	55.00	40.00
9K	14.00	8.00
9.2, 9.6, 9.9 FROM	18.00	14.00
TX 9 + 10 BASIC	28.00	22.00
TEXT 20" WITH H/S	55.00	

STEREO SUPERSOUND TEXT (WITH HAND SET) **85.00**

WE PROVIDE FREE DELIVERY ON
ALL QUANTITY ORDERS
OPEN MON. — FRI. 9 a.m. — 5.30 p.m.
SAT. 9 a.m. — 1.00 p.m.

WE WILL SUPPLY
YOU WITH HANDSETS,
VIDEO HEADS, BELTS,
IDLERS, FLAP & TRIMS,
PAINTS, ETC. CHEAPER THAN YOU
CAN BUY ANYWHERE ELSE!
ONCE YOU'VE TRIED US,
YOU'LL NEVER LOOK
ANY FURTHER.

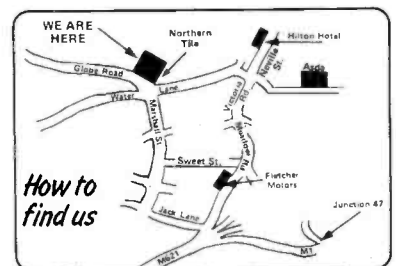
WHY TRAVEL THE
WHOLE COUNTRY?

RING SID OR SAFF NOW
ON LEEDS (0532) 444195

- EASY ACCESS FROM M1, M62 & M621
- LARGEST SELECTION IN THE AREA!
- WE ALSO HAVE MANY OTHER CHRISTMAS ITEMS
ARRIVING DAILY

SUPERVISION

UNIT 16, TOWER WORKS,
2 GLOBE ROAD, LEEDS LS11 5QG.
(off Water Lane, near Hilton Hotel (formerly Dragonara))



How to
find us

All Idlers are Manufacturers Original.

VIDEO "REFURB" KITS

FERGUSON 3V29/30 Take Up Idler 1.85 Reel Idler 2.75 Take Up Clutch 2.75 Belt Kit 1.95 Pinch Roller 3.95 £13.25	FERGUSON 3V35/39 Take Up Idler 1.85 Reel Idler 3.25 Take Up Clutch 2.80 Belt Kit 1.75 Pinch Roller 3.95 £13.50	FISHER FVH-P615 Idler 4.95 Belt Kit 1.95 Pinch Roller 3.95 £10.85	HITACHI VT8000 Series F/F Rewind Idl. 3.95 Wind Roller 0.80 Reel Table 2.45 Belt Kit 1.50 Pinch Roller 3.95 £12.65	HITACHI VT9000 Series Play Idler 4.35 Play Pulley 0.90 Belt Kit 1.50 Pinch Roller 3.95 £10.70
KIT 1 £10.75	KIT 2 £10.85	KIT 3 £8.95	KIT 4 £10.85	KIT 5 £9.45
HITACHI VT11/17/19/33 F/F Rewind Idl. 2.75 Belt Kit 2.95 Pinch Roller 3.95 £9.65	PANASONIC NV300/333 VXP 0433 Idler 4.95 VXP 0401 Idler 1.05 Belt Kit 2.95 Pinch Roller 3.95 £12.90	PANASONIC NV370/830/850 VXP 0521 Idler 3.95 Belt Kit 1.95 Pinch Roller 3.95 £9.85	PANASONIC NV2000 2010 VXP 0329 Idler 0.95 VXP 0331 Idler 0.95 Belt Kit 2.25 Pinch Roller 3.95 £8.10	PANASONIC NV7000 Series VXP 0343 Idler 5.95 VXP 0344 Idler 1.05 Belt Kit 1.95 Pinch Roller 3.95 £12.90
KIT 6A £7.95	KIT 7 £10.75	KIT 8 £7.95	KIT 9 £6.95	KIT 10 £10.15
As above but including Clutch Mechanism	SANYO VTC5000 Reel Drive 5.95 Reel Motor 6.95 Belt Kit 0.95 £13.85	SHARP VC9300/9500 Idler 0005 3.50 Belt Kit 2.50 Pinch Roller 3.95 £9.95	SHARP VC381-390 Idler 0005 3.50 Belt Kit 2.50 Pinch Roller 3.95 £9.95	
KIT 6B £17.50	KIT 11 £11.95	KIT 12 £8.50	KIT 17 £8.50	

MERRY CHRISTMAS! AND A PROSPEROUS NEW YEAR TO ALL OUR CUSTOMERS

PLEASE NOTE: WE ARE CLOSED FRIDAY, 22 DECEMBER UNTIL TUESDAY, 2 JANUARY

VOLTAGE REGULATOR ICs

STK 772B	Each 5.95
STK 5332	3.95
STK 5361	6.95
STK 5421	3.95
STK 5481	5.95
STK 5482	5.95
STK 7348	4.95
STR 441	5.95
STR 451	5.95
STR 454	5.95
STR 4211	4.50
STR 5412	5.95
STR 6020 (kit)	5.95
STR 50103 *	5.95
STR 58041	6.95
*R2M AVALANCHE DIODE 0.60 EACH	

VIDEO HEADS

VIDEO HEADS

AKAI Each VP 7100/7200/9700 13.50 VP 77-88 13.50 VSI-2.5 13.50	HINARI Each VXL2/3 23.00 VXL4 23.00 VXL5 22.00 VXL6 23.75 VXL35 23.00 V20H 22.00	PHILIPS Each VR6420/6460 21.50 VR6462/3/4 37.50 VR6560 37.50	SOLAVOX Each 1000 22.25
ALBA 4000 22.25	MATSUI VX600 21.00 VX800 21.00	SAISHO VR705-805-905 23.00 VR1000-1600 23.00	SONY C5/6/7 18.95 SLC 20/24/30/33/44 21.50
AMSTRAD 4500/5200 21.00 4600/4700 23.50 7000 23.50 9000 21.00	MITSUBISHI HS303/304 32.50 HS320 32.50 HS700 32.50 HS300/1/2 32.50	SAMSUNG VB900-910 24.00 VX510/20 24.00 VX616/626/627 24.00 VX717 24.00	TOSHIBA V31/33 9600 22.50 V55-57 14.50 V71-87 23.00 V93 23.00
FERGUSON 3V00-3V22 13.50 3V29 (P.C.B. or "L") 13.50 3V23/35-39 13.50 3V32 38.00 3V48 38.00 3V44/45/54/55 24.50	ORION VH 2500-2948 inc. 23.00 VR 2949-821 inc. 23.00	SHARP VC200/VC300/3300 21.50 381/4/5/7/VC388 21.50 477/481 21.50 VC220 21.50 VC581/3/5 21.50 VC9300/9500/9700 21.50 VC2300/8300 39.50 VC7300/8300 39.50	TRIUMPH VR9500 23.00 VR9501 23.00 VR9592 23.00
FIDELITY 1000 22.00	PANASONIC NV2000/3000/7000/8000 13.50 NV300/332/33 13.50 NV230/260/270/280 27.50 NV470/480/NV100 27.50 NV370 NV380 16.00 NV330 27.00 NV366 33.00 NV430/460 23.00 NV730 33.00 NV777 27.00 NV788 46.00 NVG10/12/14 27.50 NVG18 43.00 NVG21/2/5 44.00 NVG33 46.00 NVG120 27.50	SANYO VTC9100/9300 35.00 VTC5000/6500 29.50 VTCM10/11/20/21 29.50 HR 1100/1300 39.95	2 up £12.50 EACH
FISHER FVHP 420-910 (inc.) 22.00	SENTRA 8000 24.25	IRWIN ELECTRONICS UNIT 200, J.C. ALBYN COMPLEX, BURTON RD., SHEFFIELD S3 8BX. Telephone Sheffield (0742) 739622 V.A.T. Reg. No. 127 2207 01 (Est. 1973)	
GEC/HITACHI 5000 23.50 VT6500/8000/9300 22.50 VT11/33 19.50 VT17/19 39.00 VT35/38/39 39.00	GOLDSTAR 4000 Series 22.25 8000 22.25	ORDERING: Please add 50p Post & Packing Then add 15% VAT C.W.O ONLY Sorry! Trade Only	

YORKSHIRES BIGGEST & BEST WAREHOUSE

A VERY MERRY XMAS AND HAPPY NEW YEAR 1990
TO ALL OUR CUSTOMERS. THANK YOU.

FOOD

FOR THOUGHT

PHILIPS ^{NEW} BOXED MICROWAVES
ONLY £89 EACH

★★★★★

FERGUSON TEXT FROM

(OFF THE PILE)

ONLY £25 EACH

(MINIMUM QUANTITY 5)

DRINK

IN THE XMAS
BARGAINS

THORN PACKAGE

1 STEREO TEXT

5 22ins TEXT

4 20ins TEXT

TOTAL OF 10 TELEVISIONS
ALL TESTED AND WORKING

ONLY £474

MANY MORE BARGAINS AT

W. TREE
SUNSHINE MILLS
WORTLEY ROAD
LEEDS 12

0532 - 638804

HAND UNITS EXTRA - PLUS VAT

DEALERS REQUIRED

TYNE & WEAR - CLEVELAND - DURHAM
NORTHUMBERLAND - CUMBRIA
BORDERS

We are looking for Retail Outlets - Existing or New
- To take advantage of our excellent

SATELLITE TELEVISION EQUIPMENT

AT VERY COMPETITIVE

TRADE PRICES

**SOLWAY SATELLITE
SYSTEMS**

is an established satellite TV supplier based in
Carlisle offering you the advantage of our
experience and back-up service.

INTERESTED? Then give us a ring on Carlisle

(0228) 511482

FOR MORE DETAILS

SHADDON GATE, CARLISLE CA2 5TY

IBEX

SCOTLAND'S
INDEPENDENT

TV & VIDEO
WHOLESALE

OF

SCOTLAND

FRESH STOCK EVERY WEEK	COLOUR TVs FROM £5	DIRECT LOADS AVAILABLE	WORKING TEXT FROM £40
KT3 BASIC £30	FULL THORN RANGE	WORKING TVs FROM £10	DISCOUNTS FOR QUANTITY
WORKING G11s £18	ALL OUR PRICES INCLUDE VAT	PHONE FOR OUR PRICE LIST	VIDEOS ALWAYS AVAILABLE

UNIT D/B,

PROJECT 9 INDUSTRIAL ESTATE,
McPHAIL STREET, GLASGOW G40 1ND



041-554 7637 (Gerry)



**A
V
S**

THE A.V.S. GROUP

AUDIO VISUAL SERVICES

We carry an extensive range of machines from "off the pile" to fully refurbish ready to install.

THORN	NEW LOEWE TV & VIDEO
DORIC · PHILIPS	SMALL DEALERS WELCOME
HITACHI · SHARP	BULK ORDERS DELIVERED
PANASONIC · JVC	EXPORT ENQUIRIES WELCOME
FERGUSON etc.	FAX NO. 08444 3226

**A
SUPERB
CHOICE OF
ELECTRONIC
VHS**

GENUINE UNTESTED

BUY DIRECT

TOP QUALITY

EX-RENTAL TV'S & VIDEOS

ALL PRICES ARE SUBJECT TO 15% VAT. PRICES ARE ALSO BASED ON QUANTITY AND AVAILABILITY — HANDSETS CHARGED EXTRA.

HEAD OFFICE



08444 3226

08444 2995

36 WYCOMBE ROAD, PRINCES RISBOROUGH, BUCKS.

HUMBERSIDE OFFICE



0652 660242

0652 660243

UNIT 8, ST. MARY'S WORKS, MARSH LANE, BARTON-ON-HUMBER, SOUTH HUMBERSIDE



**THE SOUTH EAST'S LARGEST
INDEPENDENT WHOLESALER OF
SATELLITE TV EQUIPMENT**

CONNEXIONS – UNIDEN – AMSTRAD – SAKURA – DISKXPRESS – MASPRO – ECHOSTAR – ETC

We stock a full range from basic ASTRA to MULTI-SATELLITE including the full range of CONNEXIONS equipment

**SPECIAL CONNEXIONS OFFER!
CONNEXIONS CX-SRT40**

- ★ 65cm OFFSET DISH
- ★ FULL REMOTE CONTROL
- ★ 40 CHANNEL RECEIVER
- ★ LOW 7DB THRESHOLD FOR EXCELLENT PICTURES
- ★ STEREO SOUND
- ★ CHOICE OF LNB
- ★ MAC/DECODER COMPATIBLE

£208.00

**PLUS VAT (1.5 UNITS)
PROGRESSIVE DISCOUNTS
FOR LARGER QUANTITIES**

ACCOUNT TERMS AVAILABLE SUBJECT TO REFERENCE, FULL RANGE OF ACCESSORIES & INSTALLATION AIDS. TECHNICAL ADVICE & BACK-UP FROM OUR ENGINEERS.

PLEASE ENQUIRE FOR CATALOGUE & PRICE LIST.

JDA AUDIO VISUAL

PHONE 0622 872400

FAX 0622 872635

HEAD OFFICE

32 BRANBRIDGES INDUSTRIAL ESTATE, EAST PECKHAM, TONBRIDGE, KENT TN12 5HF

SEMPLE  SERVICE

THE ONLY APPROVED THORN TELEPRICE DISTRIBUTOR FOR E. ENGLAND

**SIMPLY
THE BEST**

BEST PRICES

BEST QUALITY

IN EX-RENTAL TV & VIDEO EQUIPMENT

**RING TONY ON
0553 766766
FOR YOUR BEST DEAL YET!**

SEMPLE SERVICE
59 HALL RD
CLENCHWARTON
KINGS LYNN
NORFOLK



TRADE WAREHOUSE NOW OPEN IN HULL

UNITS 6/7, BRIGHTON STREET INDUSTRIAL ESTATE,
HESSLE ROAD, HULL HU3 4UW. TEL: 0482-215215

EXTENSIVE RANGE OF EX RENTAL QUALITY TVS/VIDEOS
INCLUDING THORN NOW AVAILABLE TO THE TRADE ONLY.
BEST PRICES ALWAYS AVAILABLE. CALL TODAY. WE ARE
UNDER THE A63, CLIVE SULLIVAN WAY, RUNNING INTO
HULL, TAKE EXIT RING ROAD/DOCKS.

BASFORD WHOLESALE

(BASFORD WHOLESALE IS THE TRADING NAME
OF CORIGROVE LTD.)

CREWE WHOLESALE TELEVISION

CHESHIRE'S LARGEST WHOLESALERS – OVER 18,000 SQ. FT.

10 MINUTES FROM JUNCTION 16, M6

BAD NEWS – FOR OUR COMPETITORS!

WE HAVE BEEN ESTABLISHED OVER 5 YEARS AND ARE HERE TO STAY!

GOOD NEWS – FOR OUR CUSTOMERS!

PLENTY OF STOCK AT GOOD PRICES – LOADS ARRIVING DAILY
WORKING TV's & VIDEO's ALWAYS AVAILABLE

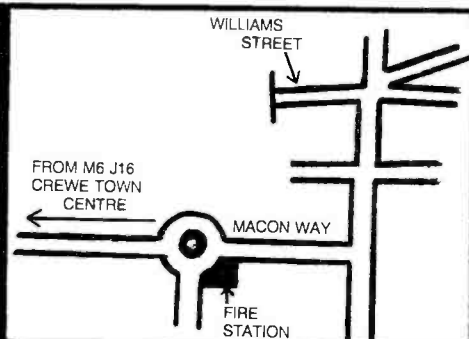
CAN YOU AFFORD TO BUY TV's OR VIDEO's WITHOUT GETTING A QUOTE FROM US?

CREWE WHOLESALE TELEVISION

Williams Street Warehouse,

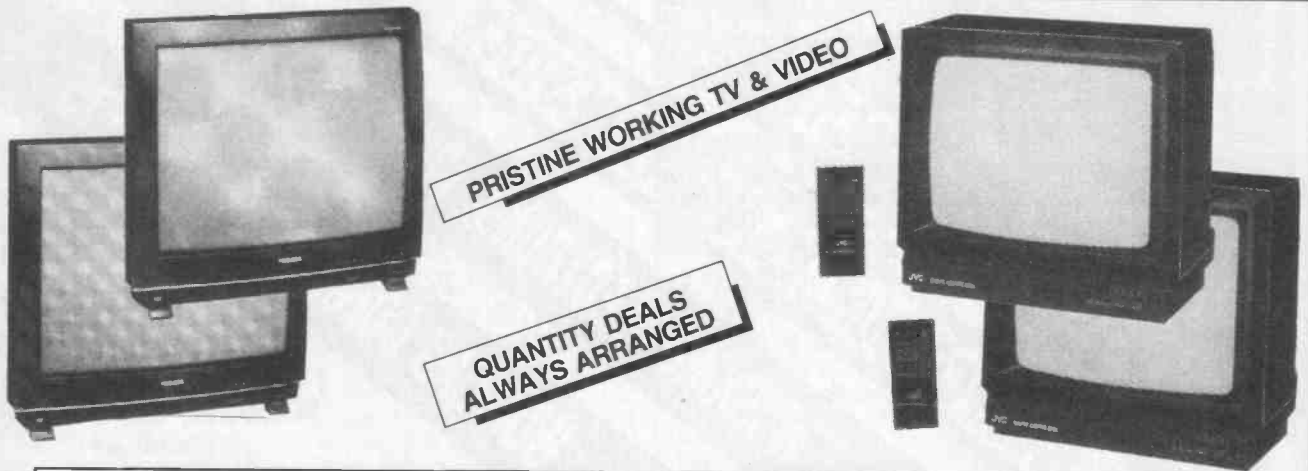
Crewe, Cheshire.

☎ **0270 582924** (2 lines)



JOHN TODD TELEVISION & VIDEO WHOLESALERS

4,000 sq ft OF TV & VIDEO



All 9000 Series Televisions, Working/Non-Working, Untouched, as since disconnected, from rental user..... **£10**
 Thorn/No Thorn Portable Televisions, all makes, working, from **£40**
 Thorn TX9 Off the Pile **£26**
 Thorn TX9 Working and Tested **£35**
 Thorn TX10 Non Text Off the Pile **£30**
 Thorn TX10 Non Text Working and Tested **£40**
 Thorn TX9 & 10 Text Off the Pile..... **£45**
 Thorn TX9 & 10 Text Working and Tested..... **£55**
 ITT Digivision Off the Pile Working/Non Working..... **£80**

USUAL BARGAIN CORNER COLOUR SETS FROM £5.
 PHILIPS G8, DECCA, BRADFORDS ETC.

Thorn 3V29/30 Working..... **£65**
 Thorn 3V29/30 Non-Working **£55**
 Thorn 3V35 Working **£95**
 Thorn 3V35 Non-Working **£75**
 Thorn 3V31/32 Working..... **£100**
 Thorn 3V31/32 Non-Working **£65**
 Various Front Loading VHS Videos from Sharp, Philips, Hinari etc, etc **£75**

FERGUSON R/C PORTABLE TV'S
ALMOST NEW - RECENT HOTEL DISCONNECTIONS
16A2/14D1/14D2 IMMACULATE
£75. each + VAT

CAMERA EQUIPMENT, BATTERIES AND ACC., CAMCORDERS, PORTABLE UNITS, FULL SIZE, C FORMAT VHS, TUNER TIMERS, CHARGERS ETC. ETC.

OTHER REGULAR LINES IN STOCK

Television & Video Recorder Service Manuals (Ferguson, JVC, Sony, Panasonic, GEC, Toshiba, Fidelity etc) **£5.00 ea**
 New Triplers (various) Thorn 9000, Philips G8, Universal etc, etc. **£3.00 ea**
 RGB/Composite Video Adaptors for Ferguson TX10 (non text) with Diagram, New **£10.00 ea**
 Remote Control Units for Fidelity Teletext (New) 50 only **£5.00 ea**
 Video Front Panels for 3V23. Brand New **£10.00 each**, Used **£5.00 ea**
 Video Top Covers for 3V22/Cassette Lids 3V22/Front Panels 3V22 All **£3.00 ea**
 Remote Control Units for Mitsubishi, GEC, Hitachi, etc, etc. New **£5.00 ea**
 Various Motors, Audio Head Assemblies, RF Modulators, tuner Presetter Boards 3V29 **£10.00 ea**
 Mixer Booster 3V29 New **£15.00 ea**
 Teletext Boards Various Thorn New **£15.00 ea**
 Remote Control Boards Thorn TX10 New **£10.00 ea**

Datatek 90 portables, text portables, graphic printers, thermal printers, video printers, keyboards, viewdata terminals. TX9 Cathode ray tubes, tested and perfect at £15.00. And Many, Many More.

STOP PRESS!

FERGUSON FREE STANDING STEREO TELEVISION SPEAKERS

BLACK ASH FINISH. WILL SUIT ALL STEREO TELEVISIONS INCLUDING FERGUSON 22BS, 51AS, 59BS, 66BS PLUS MANY MORE — IN FACT ANY TV. WITH AN EXTENSION SPEAKER SOCKET. THESE UNITS CAN BE USED IN CLOSE PROXIMITY WITH THE TV WITHOUT CAUSING PROBLEMS.

BRAND NEW & BOXED £15
Per Pair Plus VAT

PRICES. ALL PRICES EXCLUDE VAT. NEW HANDSETS CHARGED EXTRA. ORIGINAL HANDSETS FREE.
DELIVERY. COMPREHENSIVE VAN DELIVERY SERVICE (U.K. MAINLAND ONLY) SMALL ITEMS POST & PACKING £3
TRADE ONLY SUPPLIED

JOHN TODD TELEVISION & VIDEO WHOLESALERS

Units 15/16, Stone Business Park, Stone, Staffs

PHONE 0785 817695


FAX 0785 817660

and talk to Harry Gretton or Paul Roman





SuperTronics



TEST FACILITIES
SPECIAL DEALS
ON NEW
STOCK

**LARGE SELECTION OF QUALITY TEXT &
BASIC COLOUR TVs ALWAYS IN STOCK**

WORKING ELECTRONIC VHS From £60

WORKING COLOUR TVs From £15

TOP
BRAND NAMES
**JVC, HITACHI,
PANASONIC, PHILIPS,
FERGUSON, GRUNDIG etc.**

OFF THE PILE STOCK AVAILABLE



**247-249 HIGH ROAD,
SEVEN SISTERS
TOTTENHAM,
LONDON
N15 5BT**

CONTACT
PAUL ANDREAS
01-809 4866
OPEN 9.00 AM - 7.00 PM
MONDAY-SATURDAY
ALL PRICES SUBJECT TO V.A.T.
T.V. Video Engineer required. Excellent rates of pay.

ELECTRONIC COMPONENT DISTRIBUTORS

Tel: 01-952 4641 J.J. COMPONENTS Fax: 01-951 4924

BC237	6p	2SC536	20p	2SD761	55p	STK3044	560p	DIODES			
BC307	7p	2SC643	21p	2SD810	60p	STK4026	750p	IN4001	3p		
BC327	8p	2SC684	30p	2SD869	300p	STK4060	600p	IN4003	3p		
BC547	7p	2SC711	35p	2SD985	110p	STK4131	2	IN4004	4p		
BD137	20p	2SC783	100p	2SD1134	100p	STK4131	2	IN4006	4p		
BU244	48p	2SC840	315p	2SD1153	45p	STK4191	2	IN4007	8p		
BU901	48p	2SC828	20p	2SD1276	180p	STK4332	400p	IN4008	10p		
BU126	68p	2SC923	30p	2SD1365	300p	STK4673	1075p	IN4009	10p		
BU208	68p	2SC945	15p	2SD1398	200p	STK4822	580p	IN4010	10p		
BU208A	70p	2SC998	305p	2SD1412	90p	STK5461	900p	IN4011	10p		
BU208D	75p	2SC1061	78p	2SD1429	300p	STK5720	450p	IN4012	158p		
BU326A	105p	2SC1106	175p	2SD1554	480p	STK6932	595p	IN4013	60p		
BU500	80p	2SC1096	59p	2SD1651	258p	STK7216	600p	IN4014	66p		
BU508A	85p	2SC1123	45p	LINEAR IC'S				STK7217	640p	IN4015	90p
BU508B	85p	2SC1172	145p	AN503	200p	STR370	860p	IN4016	90p		
BUX84	45p	2SC1213	48p	AN315	200p	STR451	450p	IN4017	95p		
TIP31	20p	2SC1214	35p	AN6340	250p	STR451	470p	IN4018	95p		
TIP31A	22p	2SC1393	70p	BA527	90p	STR455	660p	IN4019	95p		
TIP33	50p	2SC1429	135p	BA843	380p	STR1096	400p	IN4020	95p		
TIP41	20p	2SC1567	130p	BA5406	250p	STR5020	480p	JVC P-10 PUG 552010	1150p		
TIP41A	20p	2SC1626	120p	CAS420	412p	STR4090	590p	JVC P-10 PUG 552010	1180p		
MJE340	25p	2SC1675	185p	HA1137	150p	STR50103A	580p	Panasonic P-10 D193	1100p		
MJE371	55p	2SC1730	35p	HA1154	210p	UPC324C	70p	Panasonic P-10 D191	1100p		
MJE521	30p	2SC1815	12p	HA1370	300p	UPC592H	50p	Panasonic P-10 D171	1425p		
TL061	40p	2SC1959	18p	HA1703	265p	UPC1022H	300p	VOLTAG REGULATORS			
TL064	80p	2SC1986	155p	HA13403	550p	UPC1031H2	160p	7805 7806	70p		
2SA350	60p	2SC2153	45p	LA1245	175p	UPC1170H	105p	7808	32p		
2SA353	30p	2SC2240	20p	LA2200	128p	UPC1221C	105p	7812 7815 33p			
2SA473	30p	2SC2275	40p	LA7920	245p	UPC1238	100p	7810 7818 30p			
2SA480	55p	2SC2310	40p	LM308	72p	UPC1360C	110p	LED			
2SA509	118p	2SC2342	30p	TA7162	335p	UPC1362C	110p	3mm Red. Green. Yellow			
2SA564	35p	2SC2482	30p	TA7163	380p	UPC1394C	150p	5mm Red. Green. Yellow			
2SA673	18p	2SC2546	60p	TA7228	275p	UPC1470H	100p	Export - Mail Order Enquiries Welcome Access & Visa Accepted			
2SA683	35p	2SC2590	48p	TA7504	235p	COMPUTER IC'S		2114	180p		
2SA639	80p	2SC2620	40p	TBA1205	45p	2114	180p	2116	70p		
2SA798	55p	2SC2739	115p	TBA450	85p	2805 7806	70p	81LS95	100p		
2SA950	22p	2SC2889	105p	TBA820	115p	81LS96	115p	81LS96	115p		
2SA1006	118p	2SC2944	600p	TCA830	70p	Z80ACPU	135p	SPECIAL OFFERS			
2SA1142	145p	2SC3070	115p	TD1015	105p	VOLTAG REGULATORS		STR50103A 410p	£ 118		
2SA1250	390p	2SC3152	240p	TD1180	180p	REGULATORS		BU208A IM 1100p	600p		
2SA1306	80p	2SC3181	230p	TD1180	180p	REGULATORS		81LS96 (Mail Order)	665p		
2SB186	85p	2SC3298	115p	TD11770A	275p	REGULATORS		Head - 3H55.WI	1150p		
2SB422	185p	2SC3345	180p	TD2A2600	725p	REGULATORS		Video Belt Kits Order Ass. 50 Kits			
2SB492	45p	2SC3466	340p	TD2A6000	725p	REGULATORS		Discount 16% off.			
2SB527	40p	2SC3579	230p	TD3A3650	285p	REGULATORS		Please phone us on types not listed.			
2SB546	70p	2SD0198	175p	TD4A6000	225p	REGULATORS		Please add 80p post packing & then add 15% V.A.T. to total. All items subject to availability and prices can change without notice. Govt. Colleges, Schools & Institutes orders accepted. All components are brand new. Best quotations given on large quantities.			
2SB557	160p	2SD0200	245p	STK0311	365p	LED		Export - Mail Order Enquiries Welcome Access & Visa Accepted			
2SB595	70p	2SD0261	50p	STK0315	490p	LED					
2SB631	40p	2SD0313	35p	STK043	985p	LED					
2SB648	50p	2SD0352	50p	STK043	985p	LED					
2SB688	115p	2SD389	86p	STK078	600p	LED					
2SB705	200p	2SD401	45p	STK0039	400p	LED					
2SB717	70p	2SD471	70p	STK0080	675p	LED					
2SB739	38p	2SD525	60p	STK0080	675p	LED					
2SB819	30p	2SD550	145p	STK0430	480p	LED					
2SB861	150p	2SD600	70p	STK435	960p	LED					
2SB941	135p	2SD669	30p	STK436	480p	LED					
2SC1105	60p	2SD725	360p	STK441	710p	LED					
2SC281	50p			STK459	600p	LED					
2SC352	90p			STK465	785p	LED					
2SC388	35p			STK1030	900p	LED					
2SC454	43p			STK2250	910p	LED					
2SC468	12p					LED					
2SC495	55p					LED					

DECCA • ITT • **TELTECH** • SHARP • AKAI
TELTECH
 OVER 5,000 SQ. FT. OF QUALITY
 EX-RENTAL TV + VIDEO
 BASIC - REMOTE OR TEXT
 G11 - K-T3 - K-T30 - GEC -
 DORIC - FINLANDIA
 OUR PRICES WILL NOT BE BEAT
TELETEXT FROM ONLY £25
COLOUR PORTABLES
 FROM ONLY £30
 WHAT YOU DON'T BUY
 YOUR COMPETITORS
 WILL!
OLDER TV'S £3
CALL BRIAN ON THE HOTLINE
051-922 4163
 UNIT 5, ROBLEY HOUSE
 ORWELL ROAD,
 KIRKDALE, LIVERPOOL 4
 • FINLANDIA • **TELTECH** • SONY • GEC •

VIDEO DISPLAY CORPORATION have recently incorporated 'C.R.T. SERVICES' in to the Group, and now offer a wide range of products for the 'T.V. TRADE DISPOSAL MARKET' in addition to their existing range of Computer Tubes and Components.

We supply . . .

HANDSETS - VIDEO HEADS - BELTS - IDLERS - FLAPS & TRIMS - VINYLs - PAINTS etc etc

★ **AT UNBEATABLE PRICES** ★

HANDSETS

THORN/FERGUSON

Professional Series	£10.50
TX9/TX10 Non Text	£10.50
TX9/TX10 Stereo-Text	£10.50
TX9/TX10 Std. Text	£10.50
TX9/10/90/100 16 Ch	£10.50
TX9/TX10 Text VHS	£10.50
TX9/TX10 Non Text VHS	£10.50
TX9/10/90/100 8 Ch	£10.50
3V35/43/45 Handset	£11.00
3V31/3V32 Handset	£11.00

3V23 Handset	£11.07
3V45/8947 Original	£15.00
8000/9000 2 function	£10.50
8500/600/700 Non Text	£10.50
Refurbished Handset	£6.00

GRUNDIG

TP 300 Handset	£11.00
TP 400TT Equivalent	£11.00
TP 590/600 VT Equivalent	£11.00
TP 630/650 TC 650 VT	£11.00

ITT

Trimline Srs. Non Text	£11.00
Trimline Srs. Text	£11.00

NEC/HITACHI

A512230/A514620 type	£12.00
4 Button 2 Function	£10.00
Text Granada Universal	£11.00

SONY

KV1612UB/1614E/2204E/KV2704UB/ 2760E/5020	£11.85
--	--------

PHILIPS/PYE

G11 Text Handset	£11.00
K73 Non Text	£11.00
RC5140/5141/5154	£11.00
RC5150	£10.80
RC5203/4/5/5250/60	£11.55
RC5240/1/5268/74 etc	£11.80
RC5429/5300/5301 etc	£11.00
RC5325/5320	£11.00
RC5373/5378	£11.60
RC5525 Philips Original	£10.50

AND MANY MANY MORE TYPES . . . ASK FOR LISTS

VIDEO HEADS

AKAI

VS1/2/3/5/10 etc	£12.75
all models 3HSS-V	

AMSTRAD

4500/5200/9000/PSF1	£18.90
TVR2/4600/4700 PSF2	£21.45
VCR7000 3HSS-R	£21.45

FERGUSON

3V00/1/6/22-3HSS-V	£12.75
3V29/30 etc 3HSS-V	£12.75
3V16/23/24-3HSS-VL	£12.75
3V31/35/6/8-3HSS-VL	£12.75
3V39/49/etc-3HSS-VL	£12.75
3V42/44/45-3HSS-VA	£24.68
3V46/47/52-3HSS-VA	£24.68

3V54/55/57-3HSS-VA	£24.68
3V32 - 8942-3HSS4VB	£37.95
3V43/53/57-3HSS6VA	£48.55
3V48-3HSS4VC	£40.50

HITACHI

VT11/14/33-3HSSHB	£17.85
VT61/63-3HSSHB	£17.85
VT3000-3HSS-V	£12.75
VT5000/5500-3HSS-H	£21.45
VT6500/7000-3HSSHA	£17.85
VT8000/8300-3HSSHA	£17.85
VT8500/8700-3HSSHA	£17.85
VT9300/9500-3HSSHA	£17.85
VT9700-3HSSHA	£17.85

ITT

VR3605/95-3HSSVL	£12.75
VR3833/3906-3HSSV	£12.75
and other models	

JVC

HR2200/3660-3HSSVL	
7600/10/50/700 etc	£12.75
HRD140-160-3HSSVA	£23.00
HRD725/755-3HSS6VA	£48.55

PANASONIC

NV2000 types 3HSS-N	£12.75
NV250 etc 3HSSU2N	£24.55
3 Head types	
NV366 etc 3HSS4NA	£31.00

SANYO

VHR1100 etc 3HSSSYB	£22.00
VHR1300 etc 3HSSSY	£27.00
VTC5000 etc PS3BSF	£24.30
VTC9300 etc PS4BSF	£31.30

SHARP

VC105 etc 3HSSSP	£20.25
VC205 etc 3HSSSPB	£20.25

SONY

SL5000 etc PS3BS1	£15.55
SL8000 etc PS3BS2	£15.55
SLC20 etc PS4B2S	£20.00
SLF60 etc PS5B3S	£33.75

PLEASE ENQUIRE ABOUT TRADE AND QUANTITY DISCOUNTS

SPECIAL NEW HITACHI OFFER **VT5000 HEAD** **£5.00** each

BELT KITS

AMST. 7000 3 Belts	£0.65
FERG. 3V22 7 Belts	£1.15
FERG. 3V23 3 Belts	£0.40
FERG. 3V29 4 Belts	£0.70
FERG. 3V31 4 Belts	£0.75
FERG. 3V35 4 Belts	£0.62
HIT. VT11 6 Belts	£0.98

HIT. 5000 7 Belts	£1.20
HIT. 9300 3 Belts	£0.46
N. PAN 300 6 Belts	£1.10
N. PAN 777 4 Belts	£0.78
N. PAN 7000 6 Belts	£0.87
N. PAN 8600 7 Belts	£1.45
SANYO 5000 2 Belts	£0.39

SANYO 5300 5 Belts	£0.72
SANYO 5500 3 Belts	£1.40
SANYO 9300 5 Belts	£1.68
SHARP 7300 7 Belts	£1.32
SHARP 8300 5 Belts	£1.32
SHARP 9300 5 Belts	£0.84
SONY SLC5 6 Belts	£1.18

SONY SLC6 6 Belts	£1.18
SONY SLC7 6 Belts	£1.18
SONY SLC9 6 Belts	£1.50
SONY SL8000 6 Belts	£1.62
TOSH. V55-57 4 Belts	£0.63
TOSH. 9600 4 Belts	£0.59

We Deliver U.K. & Worldwide . . . FAST <<<

QUANTITY DISCOUNTS . . . PLEASE ASK FOR OUR FULL LISTS

VIDEO DISPLAY CORPORATION

Griftronic Emission Limited
Unit 2, Avenue Farm Ind. Est.
Birmingham Road,
Stratford-upon-Avon
Warks. CV37 0HU.

Minimum Order **£5.00**
Phone **(0789) 295883**
298510
Telex **31470 GRIFEM G**
Fax **(0789) 415243**

please add 75p per order for Postage Charges plus VAT

(TERRIFIC
SELECTION)

TV's AND VIDEOS

(UNBEATABLE
PRICES)



FULLY RE-CONDITIONED EX-RENTAL
READY FOR RETAIL OUTLETS



TV's

GOOD VARIANTS; BASIC; TX9s; TX10s;
NON-TEXT; TEXT; STEREO SUPERSOUND;
PORTABLES; ETC.

VIDEOS

3V23s; 3V30s; 8941/8944; 3V32/8942;
NON-THORN; THORN; REMOTE CONTROL;
MECHANICAL; ETC.

★ **GOOD DISCOUNT FOR QUANTITIES** ★

CONTACT

YORKSHIRE

KEN COXON TVs

UNIT 10,
SHAW LANE INDUSTRIAL ESTATE,
DONCASTER DN2 4SE
Telephone: (0302) 342932

NORTH EAST

DONNELLY'S TVs

THE CHAPEL
FRONT STREET, TANTOBIE
COUNTY DURHAM DH9 9RE
Telephone: (0207) 282435

BOLTON COMMUNICATIONS PROJECT SATELLITE TELEVISION COURSES

One Day

CITY AND GUILDS COURSE ON FIXED DISH SATELLITE INSTALLATION

(offered on behalf of the Confederation of Aerial
Industries). Cost £90.

Course dates: 1st February, 29th March.
Venue 'The Last Drop Hotel'

Four Day

SATELLITE TELEVISION INSTALLATION COURSE

One day a week for 4 weeks. Cost £150.

Start dates: 1st February, 1st March.
Venue 'The Smithills Coaching House'

Three Day

SATELLITE RECEIVER SERVICING COURSE

One day a week for 3 weeks. Cost £110.

Start date: 11th January 1990.
Venue Bolton Metropolitan College

For further information please contact:

**Terry Tudor (Project Manager),
Bolton Metropolitan College,
Manchester Road, Bolton BL2 1ER.
Tel: (0204) 31411 Ext. 3371/3395**

CENTREVISION

SLOPER RD, LECKWITH, CARDIFF

A Happy New Year to all our customers

SAMSUNG, GOLDSTAR, SALORA

Now in stock

Ex rental TV & Video at

DISCOUNT PRICES

Try before you buy!

6000 sq ft warehouse

PHONE 0222 344754

Ask for our latest price list

EX-RENTAL TELEVISION

BASIC ★ REMOTE ★ TEXT

KT3 ● K30 ● TX9 ● TX10 ● GRUNDIG ● PANASONIC

ALSO AVAILABLE AS 'TUBE PACKAGE'
Comprising rebuilt tube and working set
at discount prices.

SOUTHBRIDGE TV CENTRE

120 SELHURST ROAD, LONDON SE25 6LL
Telephone: 01-771 3535

THE UK'S No.1 IS AIMING EVEN HIGHER!

THE BEST BRANDS ★ THE BEST PRICES ★ THE BEST SERVICE

WORKING CTV'S

FINLANDIA £8 G11 BASIC £15

TX BASIC (8311) £25

TX STEREO £75

HUSSAIN CENTRAL TV

WORKING VCR'S

MECHANICAL FROM £35

HITACHI T/L FROM £50

HITACHI I/R REMOTE FROM £65

★ ★ ★ ★ ★ ★ ★ ★ ★ ★
★ **FST's &** ★
★ **LATE VCR's** ★
★ **AVAILABLE** ★
★ **NOW!** ★
★ ★ ★ ★ ★ ★ ★ ★ ★ ★



★ DIRECT LORRY LOADS AVAILABLE AT DISCOUNT RATES ★

MOST MAKES OF EX-THORN & EX-GRANADA

RING NEAREST BRANCH FOR FULL DETAILS. EXPORT ENQUIRIES WELCOME.

HEAD OFFICE: 48-52 PERSHORE STREET, BIRMINGHAM ☎ (021) 622 1023/1517

LONDON: ROYAL LONDON ESTATE, NORTH ACTON ROAD ☎ (01) 961 5005

PRESTON: UNIT 439, WALTON SUMMIT (M6 JUNCTION 29) ☎ (0772) 312101

LEEDS: UNIT 2, COPLEY HILL ESTATE, WHITEHALL ROAD ☎ (0532) 422774

CHEPSTOW: BULLWARK INDUSTRIAL ESTATE ☎ (0291) 271 000

SOUTHAMPTON: 500 MILLBROOK ROAD, MILLBROOK ☎ (0703) 777254

Latest FST are available in quantity at all branches

Note: Above prices subject to VAT & quantity — Handsets extra

ATTENTION ATTENTION

JOHN CARTER ELECTRICAL LTD
ANNOUNCES A

MASSIVE CLEARANCE SALE

TVs FROM £5 ONLY

**OVER 2,000 SETS
MUST GO**

TO MAKE WAY FOR
OTHER STOCK

HUGE RANGE OF VIDEOS
AT
**RIDICULOUSLY LOW
PRICES**

ENQUIRIES CONCERNING
B GRADE STOCK WELCOME
DIRECT LOADS DELIVERED
FROM SOURCE

ALL SETS UNTESTED

**JOHN CARTER
(Electrical) LTD
FURNACE ROAD,
GALLOW'S INN,
ILKESTON**

Phone: 0602 303124

ARE YOU FED UP OF BUYING WORKING STOCK THAT DOESN'T WORK PROPERLY?

If so come to Teletraders

We believe we have the best range and display
of working stock that you are likely to see
anywhere.

Why not come along and see for yourself
You won't be disappointed

★ **Guarantee's available on all sets** ★

TELETRADERS

Brunel Industrial Estate
Newton Abbot, Devon
Tel. 0626 60154

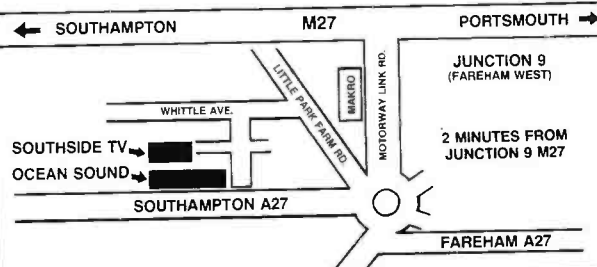
SOUTHSIDE TV

**UNIT 8, APPLE IND. EST.,
WHITTLE AVE.,
SEGENSWORTH WEST,
FAREHAM** OFF JUNCTION 9, M27
HANTS. TEL. (0489) 577251 24HR

SIMPLY THE WHOLESALE SUPPLIER
OF THE BEST WORKING EX-RENTAL
TV's AND VIDEO RECORDERS.

★ FREE HOLIDAY VOUCHERS OR DISCOUNTS ★

Opening times: Mon-Fri 10am-5.30pm.
Sat Mornings 10am-1pm.



AN3792	£2.95	AN7169	£2.95	HAI1706	£3.75	LA4145	£1.70	PLLD2A	£5.00	STK5211	£6.75	TA7809P	£2.70	BC516	£0.20
AN3821K	£5.95	AN7171K	£3.50	HAI1710	£3.75	LA4160	£1.40	SAA1124	£2.50	STK5314	£6.75	TA7611AP	£2.20	BC517	£0.20
AN3822K	£6.95	AN7172K	£2.95	HAI1711	£6.50	LA4170	£1.70	SAA5000	£1.95	STK5315	£6.75	TA7628P	£1.95	BC639	£0.22
AN5010	£2.95	AN7173K	£3.50	HAI1713	£3.50	LA4178	£2.20	SAA5030	£3.50	STK5324	£5.75	TA7740AP	£1.30	BC640	£0.22
AN5011	£2.95	AN7178	£2.50	HAI1714	£3.50	LA4180	£1.95	SAA5042	£3.50	STK5325	£5.75	TG91068P	£4.95	BD243C	£0.50
AN5030	£3.95	AN7420	£1.95	HAI1715	£3.50	LA4182	£2.20	STK3094	£3.95	STK5332	£3.50	TA7740AP	£1.30	BD244C	£0.50
AN5033	£3.75	AN7470	£2.20	HAI1716	£3.75	LA4183	£2.20	STK410A	£3.50	STK5337	£7.25	TA7740AP	£1.30	BF89C	£0.20
AN5071	£1.50	BA1304	£2.20	HAI1717	£4.75	LA4190	£1.75	STK410B	£5.50	STK5338	£4.50	TA7740AP	£1.30	BF91	£1.20
AN5153K	£1.50	BA1355	£2.20	HAI1718	£4.75	LA4192	£1.75	STK410C	£4.75	STK5339	£4.50	TA7740AP	£1.30	BF95	£0.50
AN5150	£3.50	BA1510A	£2.20	HAI1719	£4.75	LA4201	£1.60	STK410D	£4.75	STK5421	£5.75	TA7740AP	£1.30	BU208A	£1.00
AN5151N	£6.50	BA1515	£2.20	HAI1720	£8.00	LA4202	£1.95	STK410E	£3.95	STK5422	£5.50	TA7740AP	£1.30	BU209A	£1.00
AN5256	£2.20	BA5204A	£2.50	HAI1721	£8.50	LA4203	£2.30	STK410F	£6.50	STK5451	£5.30	TA7740AP	£1.30	BU209B	£1.00
AN5265	£1.75	BA5406	£1.50	HAI1722	£8.50	LA4204	£2.30	STK410G	£6.50	STK5452	£5.30	TA7740AP	£1.30	BU226A	£1.20
AN5410	£3.95	BA5408	£1.50	HAI1723	£5.95	LA4205	£2.75	STK410H	£6.95	STK5481	£5.95	TA7740AP	£1.30	BU406	£0.95
AN5411	£3.50	BA5408	£2.20	HAI1724	£7.50	LA4206	£2.95	STK410I	£7.75	STK5482	£5.95	TA7740AP	£1.30	BU407	£0.95
AN5435	£2.20	BA6109	£1.60	HAI1725NT	£7.50	LA4207	£1.80	STK410J	£9.25	STK5720	£4.25	TA7740AP	£1.30	BU426A	£0.80
AN5436	£2.20	BA6122	£2.20	HAI1726ANT	£7.50	LA4208	£1.40	STK410K	£6.75	STK5750	£4.25	TA7740AP	£1.30	BU426B	£0.80
AN5510	£2.75	BA6124	£2.50	HAI1727	£4.25	LA4209	£1.40	STK410L	£8.95	STK6732	£11.75	TA7740AP	£1.30	BU500	£1.00
AN5512	£2.95	BA6208	£1.95	HAI1728	£5.00	LA4210	£2.20	STK410M	£8.95	STK7308	£5.95	TA7740AP	£1.30	BU508A	£1.00
AN5515	£2.20	BA6209	£1.95	HAI1729	£1.95	LA4211	£2.20	STK410N	£7.50	STK7309	£5.95	TA7740AP	£1.30	BU508B	£1.00
AN5521	£2.20	BA6218	£1.95	HAI1730	£2.20	LA4212	£1.80	STK410O	£7.75	STK7348	£4.95	TA7740AP	£1.30	BU509	£1.00
AN5612	£2.95	BA6219	£2.20	HAI1731A	£3.25	LA4213	£2.80	STK410P	£9.50	STK7404	£6.95	TA7740AP	£1.30	BU526A	£0.80
AN5613	£2.50	BA6229	£1.95	HAI1732	£1.75	LA4214	£3.75	STK410Q	£3.90	STK8050	£9.50	TA7740AP	£1.30	BU526B	£0.80
AN5620X	£3.50	BA6238A	£1.60	HAI1733	£1.00	LA4215	£2.95	STK410R	£6.95	STK8250	£8.95	TA7740AP	£1.30	BU526C	£0.80
AN5622	£3.20	BA6239A	£1.60	HAI1734	£2.50	LA4216	£2.50	STK410S	£7.25	STK8250I	£12.50	TA7740AP	£1.30	BU526D	£0.80
AN5700	£1.75	BA6302A	£1.80	HAI1735	£1.80	LA4217	£4.95	STK1060	£2.80	STR1060	£5.50	TA7740AP	£1.30	BU526E	£0.80
AN5701	£2.20	BA6304	£1.75	HAI1736	£1.80	LA4218	£4.50	STR1070	£3.75	STR371	£3.75	TA7740AP	£1.30	BU526F	£0.80
AN5722	£1.60	BA6305	£1.95	HAI1737	£1.95	LA4219	£5.50	STR1070	£3.95	STR372	£3.95	TA7740AP	£1.30	BU526G	£0.80
AN5730	£1.85	BA6328	£2.20	KA2101	£1.95	LA4220	£1.75	STR1070	£3.95	STR381	£5.50	TA7740AP	£1.30	BU526H	£0.80
AN5732	£1.85	BA6411	£2.20	KA2206	£1.75	LA4221	£1.50	STR1070	£3.95	STR440	£5.50	TA7740AP	£1.30	BU526I	£0.80
AN5750	£3.75	BA7005	£2.20	KAZ212	£1.20	LA4222	£1.20	STR1070	£3.95	STR441	£5.50	TA7740AP	£1.30	BU526J	£0.80
AN5753	£1.95	BA7023L	£2.50	KAZ261	£1.20	LA4223	£1.20	STR1070	£3.95	STR442	£5.50	TA7740AP	£1.30	BU526K	£0.80
AN5900	£1.30	BA7029	£1.50	LA1730	£1.20	LA4224	£1.20	STR1070	£3.95	STR443	£5.50	TA7740AP	£1.30	BU526L	£0.80
AN6130N	£2.50	EBX341	£4.50	LA1130	£2.50	LA4225	£2.50	STR1070	£3.95	STR444	£5.50	TA7740AP	£1.30	BU526M	£0.80
AN6136	£1.95	HAI1196	£1.75	LA1135	£2.50	LA4226	£2.50	STR1070	£3.95	STR445	£5.50	TA7740AP	£1.30	BU526N	£0.80
AN6247	£1.75	HAI1197	£1.80	LA1140	£2.20	LA4227	£2.20	STR1070	£3.95	STR446	£5.50	TA7740AP	£1.30	BU526O	£0.80
AN6250	£1.50	HAI1199	£1.80	LA1150	£1.75	LA4228	£2.20	STR1070	£3.95	STR447	£5.50	TA7740AP	£1.30	BU526P	£0.80
AN6310	£3.50	HAI1338	£2.95	LA1170	£1.75	LA4229	£1.50	STR1070	£3.95	STR1096	£9.50	TA7740AP	£1.30	BU526Q	£0.80
AN6328N	£3.50	HAI1339A	£2.95	LA1185	£1.50	LA4230	£1.50	STR1070	£3.95	STR2005	£9.50	TA7740AP	£1.30	BU526R	£0.80
AN6327	£3.50	HAI1366W	£1.80	LA1230	£1.50	LA4231	£2.50	STR1070	£3.95	STR2006	£9.50	TA7740AP	£1.30	BU526S	£0.80
AN6328	£3.50	HAI1366WR	£1.80	LA1231N	£1.50	LA4232	£2.50	STR1070	£3.95	STR2012	£6.50	TA7740AP	£1.30	BU526T	£0.80
AN6330	£2.95	HAI1367	£3.50	LA1320	£1.60	LA4233	£2.50	STR1070	£3.95	STR2013	£6.50	TA7740AP	£1.30	BU526U	£0.80
AN6332	£4.75	HAI1372	£2.95	LA1363	£1.20	LA4234	£2.20	STR1070	£3.95	STR3125	£6.75	TA7740AP	£1.30	BU526V	£0.80
AN6340	£3.75	HAI1374A	£4.50	LA1365	£1.50	LA4235	£2.20	STR1070	£3.95	STR392	£6.95	TA7740AP	£1.30	BU526W	£0.80
AN6341N	£2.50	HAI1377	£2.50	LA1383	£1.50	LA4236	£2.20	STR1070	£3.95	STR404	£6.95	TA7740AP	£1.30	BU526X	£0.80
AN6342N	£2.50	HAI1388	£2.95	LA1400	£2.50	LA4237	£2.20	STR1070	£3.95	STR405	£6.95	TA7740AP	£1.30	BU526Y	£0.80
AN6344	£4.75	HAI1392	£2.20	LA2000	£1.75	LA4238	£1.50	STR1070	£3.95	STR4211	£4.50	TA7740AP	£1.30	BU526Z	£0.80
AN6346N	£3.75	HAI1394	£2.50	LA2100	£2.20	LA4239	£2.20	STR1070	£3.95	STR455	£6.75	TA7740AP	£1.30	BU527A	£0.80
AN6356N	£3.85	HAI1396	£3.75	LA2200	£1.50	LA4240	£2.50	STR1070	£3.95	STR50020	£6.20	TA7740AP	£1.30	BU527B	£0.80
AN6357N	£1.50	HAI1397	£2.50	LA2400	£1.50	LA4241	£1.50	STR1070	£3.95	STR50020A	£6.20	TA7740AP	£1.30	BU527C	£0.80
AN6359N	£1.50	HAI1398	£2.50	LA3101	£1.75	LA4242	£1.50	STR1070	£3.95	STR50041	£6.20	TA7740AP	£1.30	BU527D	£0.80
AN6360	£2.60	HAI1122W	£2.95	LA3160	£0.95	LA4243	£1.75	STR1070	£3.95	STR50041A	£6.20	TA7740AP	£1.30	BU527E	£0.80
AN6362	£4.50	HAI1211	£2.95	LA3161	£1.20	LA4244	£1.50	STR1070	£3.95	STR51416	£4.00	TA7740AP	£1.30	BU527F	£0.80
AN6371	£3.25	HAI1215A	£2.20	LA3201	£0.95	LA4245	£1.50	STR1070	£3.95	STR5205AP	£1.00	TA7740AP	£1.30	BU527G	£0.80
AN6387	£3.50	HAI1219	£1.75	LA3210	£0.85	LA4246	£2.75	STR1070	£3.95	STR52142H	£7.30	TA7740AP	£1.30	BU527H	£0.80
AN6582	£1.50	HAI1221	£1.75	LA3211	£1.50	LA4247	£2.75	STR1070	£3.95	STR5222AP	£1.30	TA7740AP	£1.30	BU527I	£0.80
AN6510	£1.80	HAI1223W	£2.50	LA3300	£1.65	LA4248	£1.95	STR1070	£3.95	STR5229P	£7.95	TA7740AP	£1.30	BU527J	£0.80
AN6571K	£4.95	HAI1225	£1.95	LA3301	£1.30	LA4249	£0.95	STR1070	£3.95	STR5281P	£7.95	TA7740AP	£1.30	BU527K	£0.80
AN6576	£5.50	HAI1226	£4.50	LA3310	£2.20	LA4250	£2.25	STR1070	£3.95	STR5282P	£7.95	TA7740AP	£1.30	BU527L	£0.80
AN6577	£4.95	HAI1227	£2.50	LA3350	£1.30	LA4251	£3.20	STR1070	£3.95	STR5283P	£7.95	TA7740AP	£1.30	BU527M	£0.80
AN6578	£5.50	HAI1228	£4.50	LA3351	£1.75	LA4252	£1.75	STR1070	£3.95	STR5284P	£7.95	TA7740AP	£1.30	BU527N	£0.80
AN7062	£2.95	HAI1235	£1.95	LA3361	£1.50	LA4253	£1.50	STR1070	£3.95	STR5285P	£7.95	TA7740AP	£1.30	BU527O	£0.80
AN7106K	£1.50	HAI1251	£2.50	LA3376	£2.20	LA4254	£1.50	STR1070	£3.95	STR5286P	£7.95	TA7740AP	£1.30	BU527P	£0.80
AN7143	£2.50	HAI1401	£2.80	LA3600	£1.50	LA4255	£1.90	STR1070	£3.95	STR5287P	£7.95	TA7740AP	£1.30	BU527Q	£0.80
AN7147	£2.50	HAI1423	£2.20	LA4030	£2.50	LA4256	£1.50	STR1070	£3.95	STR5288P	£7.95	TA7740AP	£1.30	BU527R	£0.80
AN7148	£2.30	HAI1440	£2.95	LA4031P	£1.95	LA4257	£1.75	STR1070	£3.95	STR5289P	£7.95	TA7740AP	£1.30	BU527S	£0.80
AN7149N	£2.50	HAI1590	£3.25	LA4032P	£1.90	LA4258	£2.75	STR1070	£3.95	STR5291P	£7.95	TA7740AP	£1.30	BU527T	£0.80
AN7156N	£2.50	HAI1701	£3.25	LA4100	£1.50	LA4259	£1.50	STR1070	£3.95	STR5293P	£7.95	TA7740AP	£1.30	BU527U	£0.80
AN7161	£3.50	HAI1703	£4.50	LA4101	£1.00	LA4260	£2.20	STR1070	£3.95	STR5299P	£7.95	TA7740AP	£1.30	BU527V	£0.80
AN7166	£3.70	HAI1704	£5.20	LA4102	£1.40	LA4261	£2.75	STR1070	£3.95	STR5317P	£7.95	TA7740AP	£1.30	BU527W	£0.80
AN7168	£2.75	HAI1705	£5.95	LA4110	£1.75	LA4262	£1.75	STR1070	£3.95	STR5317P	£7.95	TA7740AP	£1.30	BU527X	£0.80

T. POWELL

**16 PADDINGTON GREEN,
LONDON W2 1LG**

Tel: 01-723 9246

VIDEO HEADS

JVC/FERGUSON 3HSS	£14.00	PANASONIC 4HSS	£14.00
PANASONIC NV366	£31.50	PANASONIC NV366 Original	£43.00
PANASONIC NV730/7			



CENTRAL



LONDON
LEICESTER

TV WHOLESALE DISTRIBUTION LTD.
BIGGEST SELECTION - KEENEST PRICES

BIRMINGHAM
BOLTON

FOR THE BEST DEAL AROUND

ENTIRE RANGE OF EX-RENTAL T.V.S & VIDEOS FROM

THORN — GRANADA

PLUS MANUFACTURERS NEW 'GRADE B' T.V. & VIDEO
Audio — Hi-Fi — Microwave etc — Handsets — Video Heads — Aerials — Set-top — Selfix-R.F. Leads-A.C. Leads

★ STOP PRESS ★ STOP PRESS ★ STOP PRESS ★ STOP PRESS ★
**NEW CONTRACT — LORRY LOADS
OF FRESH STOCK EVERY DAY**
AGENTS REQUIRED FOR UK & EXPORT

C.T.V. LONDON
Eley Estate, Noble Rd,
(Off Angel Rd, A406)
Edmonton N.18
01-807 4090, 01-884 1314

C.T.V. BOLTON
Nile St., Unit 1,
Bolton, Lancs.
0204 384 868

C.T.V. LEICESTER
St. Georges Mill,
Humberstone Rd, LE1
0533 515299

Head Office
C.T.V. BIRMINGHAM
369 Stratford Rd,
Sparkhill B11
021 772 1591

MARSTALL LTD

TV & VIDEO WHOLESALE

38 HORNSBY SQUARE SOUTHFIELDS IND. ESTATE, LONDON, ESSEX

FOR A LARGE SELECTION OF
RECONDITIONED EX-RENTAL
THORN TVs + VIDEOS
PLUS MANY OTHER MAKES AT
MOST COMPETITIVE PRICES

NEW & SECOND HAND SPARES ALSO AVAILABLE

QUANTITY
DISCOUNTS

OPEN 9 a.m. - 6 p.m.
MONDAY - SATURDAY

DELIVERY SERVICE
THROUGHOUT UK

COME AND PAY US
A VISIT AT OUR
NEW LARGER
PREMISES

(JUST OFF M25 JUNCTION 29)

Don't Delay Phone TODAY!
0268-412711



REBUILT

COLOUR TUBES

Delta - 20AX - 30AX - In Line
N.G.T. ELECTRONICS LTD.
120, Selhurst Road, London SE25 6LL
PHONE: 01-771 3535

First Independent Rebuilder with B.S.I. Certification

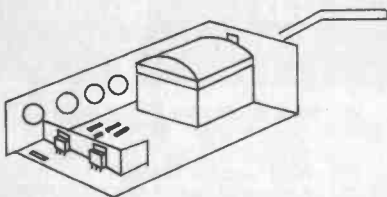
TV LINE OUTPUT TRANSFORMERS

Barclaycard and
Access welcome
9 am to 9 pm

DECCA		PYE 725-741 CT 200 KT2	8.50	WINDINGS	
'30' series Bradford colour	10.00	REDIFFUSION Deric Mk.3	9.00	T20a T22, T26 Pri & Sec	6.00
80 series colour	8.50			Z718 primary state 18" or 22"	6.00
100 series colour	8.50	TANDBERG		Z718 EHT overwind	8.00
Fidelity ZX2000 14" 116" 20"	15.20	CTV 2-4-126	15.00	SOVEREIGN FARA	£15.00
Fidelity ZX 22" 26"	27.00	CTV 3-1-155 3-3-164	15.00	14" colour overwind	
Fidelity FTV12	10.00	FERGUSON, THORN		THORN 1690-1691 EHT	£7.00
Hinari CT4.5	POA	1615	11.50	with rectifier	
		1790	9.50	VISUAL DISPLAY UNITS	
		TX100 110° TX90	P.O.A.	We can Rewind the L.O.P.T.s	
ITT				for the I.B.M. LCE FB1 and the	
CVC5 CVC7 CVC8 CVC9 col.	10.00			Digital VT100	£20.00 old unit
CVC20 series colour	9.00			Required.	
CVC30 CVC32 series colour	8.50	E. PAPWORTH		We also supply spares for	
CVC45	8.50	120 Risegate Road,		Amstrad, Grundig, Tatung,	
FT100 FT110 state p/m.	10.00	Gosberton, Risegate,		Hitachi, Thorn, Triumph, Saisho,	
		Nr. Spalding,		Schneider, Sony, Toshiba	
PHILIPS		Lincs PE11 4EY		Delivery by return of post.	
G8 & G9 series colour	8.50	0775 840778		Callers by appointment	

THIS MONTH SPECIAL

A COMPLETE 12 volt AND 9 volt POWER SUPPLY, QUALITY BUILT AND COMPRISING A 50VA TRANSFORMER INPUT FILTERS AND 2 OUTPUT REGULATORS OUTPUT 12v 2AMP (MAY BE INCREASED WITH EXTERNAL TRANSISTOR, 9v 1AMP AND 24v UNREG SUPPLIED COMPLETE WITH CIRCUIT



DUE TO BULK PURCHASE WE OFFER THE POWER PACK AT JUST £6.00 INC VAT AND CARR.

MANY VIDEO & TV MANUALS IN STOCK PLUS SPARES. SAE FOR LIST

BELL RADIO
322 HUNGERFORD ROAD,
CREWE CW1 1HG
TEL 0270 582849

NEW PRODUCT ANNOUNCEMENT
introducing the UNIVERSAL

VHS



ELECTRON VIDEO REPAIR CASSETTE

A great time saving device for the bench or field service engineer for hands free video inspection or repairs. Simply insert the cassette and experience its many advantages to aid fault diagnosis.

No need to remove the tape carriage for routine servicing

No more taping of sensors and transmitters during servicing

No need for manual operation system switches etc. during servicing or repair

PRICE: £9.99

Supplied with cleaning buds and fluid
To obtain your cassette please send cheque or p.o. to:

EXPORT ENQUIRIES WELCOME

ELECTRON T.V. & AUDIO
46 Eastern Avenue
Swindon, Wilts.
Tel. 0793-39363

WELL KNOWN MANUFACTURERS B GRADES

COLOUR TV'S

portable, remote, FST etc also ex-rental.

VIDEOS


L/play remote, programmable remotes also ex-rental.

AUDIO

midis, CD and portable.

REGULAR DELIVERIES TO THE SOUTH WEST, SOUTH AND MID WALES

Small parcels of quality TV, Video, Audio and Small Appliances ideal for profit.



FOR MORE DETAILS RING MIKE OR MARK ON

0905 620878

OR

0836 623039

FAX 0905 620308

AVS

AUDIO-VISUAL TECHNICAL SUPPORT LTD.

Now!

You can Offer...

NICAM STEREO
INTEGRAL CIRCUITS

For

ALMOST ANY TWIN SPEAKER TV or VCR



- Simple installation—fully assembled and pre-aligned circuits with connecting leads.
- Personality modules for individual TV sets, when required.
- Full fitting instructions—plus technical support, if needed.
- Twelve months warranty for components.
- Can be fitted to many VCRs.
- Suitable for Scandinavian PAL B.
- Immediate despatch from stock.
- Trade Prices: 1 off £78.00, 5 off £68.00, 10 off £65.00, plus VAT.

SHELSON HOUSE,
67A SHELSON AVENUE, FELTHAM,
MIDDLESEX TW13 4QS
Tel: 01-890 3010/01-890 3004

Fax: 01-890 3054



TELEVISION

**Classified
Advertisements**

01-261-5942

No other consumer magazine in the country can reach so effectively those readers who are wholly engaged in the television and affiliated electronic industries. They have a need to know of your products and services.

The prepaid rate for semi display setting £9.00 per single column centimetre (minimum 2.5 cms). Classified advertisements 60p per word (minimum £10),

SETS & COMPONENTS

OCHRE MILL TECHNICAL SERVICES are now on 0666 (Malmesbury) 823228. Grundig TV spares. all models to 1983. Fast, friendly, helpful service. sensible prices. Gt Lype Farm, Charlton. Nr Malmesbury. Wilts SN16 9DR.

WORKING TV PANELS from £3 including postage. Ferguson, Philips, Decca, Pye, GEC. etc. SCS 0243 828830.

RELIABLE WHOLESALE TV

Colour TV's **From £3**
VHS Videos **From £25**
Text Set Wkg **From £45**

LARGE STOCKS ALWAYS AVAILABLE

CALLERS WELCOME

01-471 9622

Unit 2/2A Lathorn Road,
East Ham, London E6

LINE OUTPUT TRANSFORMERS		TRIPLERS	
ASA	from 8.39	ASA	from 7.35
Autovox	from 9.45	Autovox	from 5.25
B & O	from 8.39 to 9.45	Decca	from 5.25 to 6.30
Blaupunkt	from 10.49 to 18.90	Grundig	from 5.25 to 9.95
Decca	from 8.39 to 13.65	ITT	from 5.25 to 8.39
Grundig	from 6.30 to 12.60	Körting	from 5.25 to 8.39
ITT	from 8.39 to 13.65	Loewe Opta	from 5.25 to 9.49
Körting	from 7.35 to 9.45	Nordmende	from 5.25 to 8.39
Luxor	from 9.45 to 13.65	Philips	from 5.25
Loewe Opta	from 9.45	Saba	from 5.25 to 8.39
Nordmende	from 8.39 to 18.90	Siemens	from 5.25 to 8.39
Philips	from 6.30 to 16.80	Telefunken	from 5.25 to 8.39
Saba	from 10.49 to 14.69		
Salora	from 8.39		
Siemens	from 9.45 to 18.90		
Telefunken	from 9.45 to 11.55		

NO ACCOUNTS/NO CREDIT CARDS
POSTAL ORDER/CHEQUE WITH
ORDER/ADD 2.50 FOR P&P

PLEASE ASK FOR OUR TRADE CATALOGUE

DÖNBERG ELECTRONICS LTD
SCHOOLMASTERS HOUSE, RANAFEST, CO. DONEGAL, EIRE
TEL: 075/48275 FAX: 075/48275 EIRE

WIZARD DISTRIBUTORS MANCHESTER TV & VIDEO SPARES

We stock spares for PHILIPS, PYE, RANK, GEC, SHARP, SONY, HITACHI, SCHNEIDER, HINARI & DECCA
And also THORN & ITT
FIDELITY SPARES MAIN DISTRIBUTOR.

1990 Catalogue Now Available

FUSES	I.C.s
TUBES	TOOLS
AERIALS	VIDEO LEADS
RESISTORS	AUDIO LEADS
CAPACITORS	SEMICONDUCTORS
VALVES	SERVICE MANUALS
HANDSETS	TEST EQUIPMENT
VIDEO HEADS	TV/VIDEO TROLLEYS
	TELEPHONE ACCESSORIES

Counter open Monday-Friday 9am-4.45pm
Mail Order-Access/Visa

TRADE ONLY

**EMPRESS STREET WORKS,
EMPRESS STREET,
MANCHESTER M16 9EN.
Tel: 061-872 5438; 061-848 0060.**

C. T. V.

2 NORTON ROAD, STOURBRIDGE, WEST MIDLANDS

TELEPHONE: 0384-390706 / 0836-585829 (24 HR)

**LARGE SELECTION THORN TV + VIDEOS
QUANTITY OF NON THORN TV + VIDEOS
QUANTITY OF PORTABLES AVAILABLE**

ALL AT COMPETITIVE PRICES

OPEN: MON-FRI - 9.30-5.30

SAT - 9.30-3.00

**TEL: 0384-390706
0836-585829 (24HR)**

SERVICE PAGES

box number £2.00 extra. All prices plus 15% VAT. All cheques, postal orders etc., to be made payable to Television, and crossed "Lloyds Bank PLC". Treasury notes should always be sent registered post. Advertisements, together with remittance, should be sent to the Classified Advertisement Dept., Television Room 2331, IPC Magazines Limited, Kings Reach Tower, Stamford Street, London SE1 9LS. (Telephone 01-261 5942).




WELCOME

LINCOLNSHIRE AREA

FED UP WITH TRAVELLING FAR AND WIDE FOR YOUR EX-RENTAL TV AND VIDEO'S?



THEN WHY NOT TRY US FIRST?



BUDGET TV
Unit 4,
Exchange Road
Lincoln LN6 3JZ
Tel.
Lincoln 500413

ASJAA INTL

TV & VIDEO SPARES

WE STOCK SPARES FOR JVC, NATIONAL, SHARP, HITACHI, SANYO, NEC, SONY, TOSHIBA & ETC...

DID YOU KNOW WE ALSO STOCK:
VIDEO HEADS, I.Cs, TRANSISTORS, FUSES, VIDEO RUBBER BELTS & CAPACITORS & ETC...

Counter: Mon-Fri 9am-5pm (Trade Only)

36, GLOUCESTER ROAD, NORTH HARROW, MIDDX. HA1 4PW.

TEL: 01-427 8213 FAX: 01-861 1282

USED VIDEO SPARES

VHS - BETA - 2000

PANELS, MOTORS, CABINETS, TUNERS, LOADING MECHANISMS, ETC.

SAVE £££s
PHONE US WE MAY HAVE IT.

HOLME SERVICES LTD
Union Street, Doncaster
Tel. 0302 349583 Fax 0302 349510

D.I.Y. SCRATCH REMOVAL + TUBE POLISHING KIT

First class results can be obtained every time with this kit. The kit, which comes with full instructions is especially useful on ex-rental work for those sets with excellent cabinets and good but scratched tubes which may be had at very much reduced prices. The kit could pay for itself with your first job!

SPECIAL PRICE £35.00 INCLUSIVE Electric drill required

PC TV SERVICES
8 ORCHARD CLOSE Tel. 0920 871474
Stanstead Abbots, Herts SG12 8AH

* MAIL ORDER *
* CALLERS STRICTLY BY APPOINTMENT *

ELC EAST LONDON COMPONENTS

AUDIO TELEVISION VIDEO COMPONENTS AT VERY KEEN PRICES
TEL: 01-472 4871

REMOTE CONTROLS FROM £12.99

VIDEO HEADS

JVC 3HSSV	£12.25
JVC 3HSSVA	£24.95
JVC 3HSS4VA	£40.95
PANASONIC 3HSSN	£16.00
PANASONIC 3HSSN1N	£23.99
PANASONIC NV366	£32.99
PANASONIC NV730	£32.99
PANASONIC NV777	£28.99
HITACHI VT8000/9000	£19.99
HITACHI VT1133/63	£19.99
SONY C5/C7	£17.99
SHARP 3HSSP	£19.99

VIDEO BELT KITS

JVC	VS-2EG 5EG	80p
JVC	VS-730C	95p
JVC	VS-9700	£1.65
PANASONIC	VBS-7000	£2.05
PANASONIC	VBS-9000	85p
SANYO	VTC-9300	£1.00
HITACHI	HT-8300	£2.50
SHARP	VC-6000	£1.50
SHARP	VC-7000	£1.50
SHARP	VC-8300	£1.50
SHARP	VC-9300	£1.50
SONY	SL-C5/C7	£1.40
SONY	SL-8000	£2.50

VIDEO IDLERS

3V29 TAKE UP IDLER	£1.50
VT 9300	£2.95
VT 11 14 17	£1.95
VC 0006GEZZ	£1.95
VC 0006GEZZ	£1.95
NV 2000	£1.50
NV 333	£1.50
IDLER TYRES FOR MOST MODELS	50p
UNIVERSAL LAMPS	30p
JVC LAMP	80p
SHARP LAMP	50p
UNIVERSAL TRIPLERS	£5.00
PINCH ROLLERS FOR MOST MODELS	£2.95

SPECIAL OFFER

STR50103	495p	AN203	220p	STR50103	595p	STK043	1000p	TA2020	160p
STR5020	700p	AN210	175p	HA1350S	500p	STK080	750p	TA2020	160p
STR56041	600p	AN214	180p	HA1370	375p	STK082	750p	TA2170	300p
SR2M	80p	AN253	100p	HA1372	500p	STK084	800p	TA2180	300p
ICPN10	80p	AN262	150p	HA1374	250p	STK430	550p	TA2593	300p
STK5491	495p	AN301	500p	HA1377	230p	STK431	600p	TA2581	199p
STK7308	500p	AN303	350p	HA1384	400p	STK432	525p	TA2600	400p
STK4141	625p	AN307	275p	HA1389	230p	STK436	525p	TA2634	400p
TA242005	125p	AN315	225p	HA1389R	230p	STK437	650p	TA3505	400p
		AN318	495p	HA1392	250p	STK439	600p	TA3540	400p
		AN340	150p	HA1394	300p	STK441	775p	TA3541	400p
		AN360	125p	HA1398	385p	STK443	775p	TA3550	325p
		AN370	25p	HA1397	275p	STK457	625p	TA3551A	300p
		AN382	175p	HA1398	260p	STK459	660p	TA3562A	300p
		AN5151	700p	HA13001	199p	STK461	750p	TA3650	325p
		AN5430	300p	LA4220	150p	STK463	825p	TA3652	225p
		AN5440	175p	LA4236	200p	STK467	825p	TA3652A	225p
		TYRES	150p	LA4420	160p	STK0080H	1000p	TA3650	300p
				LA4422	150p	STK0080	750p	TA3650	300p
				LA4430	150p	STK1060	800p	TA3650	300p
				LA4440	150p	STK2025	750p	TA3650	300p
				LA4445	275p	STK2028	750p	TA3650	300p
				LA4460	180p	STK029	550p	TA3650	300p
				LA4461	180p	STK1219	675p	TA3650	300p
				LA4508	250p	STK2230	650p	TA3650	300p
				LA4509	280p	STK2240	950p	TA3650	300p
				LA4507	400p	STK2240	950p	TA3650	300p
				LA4506	280p	STK3041	650p	TA3650	300p
				LA4503	250p	STK3042	650p	TA3650	300p
				LA7800	195p	STK3044	650p	TA3650	300p
				LA7800	195p	STK3044	650p	TA3650	300p
				LA7800	195p	STK3044	650p	TA3650	300p

TRANSISTORS

2SA-473	40p	2SC-1212	60p	2SC-2537	450p
2SA-489	55p	2SC-1214	45p	2SC-2546	20p
2SA-490	60p	2SC-1226	40p	2SC-2550	75p
2SC-452	45p	2SC-1228	35p	2SC-2555	175p
2SC-370	25p	2SC-1317	25p	2SC-2565	280p
2SC-458	20p	2SC-1318	30p	2SC-2575	25p
2SC-460	15p	2SC-1330	25p	2SC-2577	150p
2SC-487	15p	2SC-1383	40p	2SC-2579	175p
2SC-487	15p	2SC-1404	40p	2SC-2611	50p
2SC-487	15p	2SC-1413	150p	2SC-2581	200p
2SC-487	15p	2SC-1445	125p	2SC-3078	40p
2SC-487	15p	2SC-1447	75p	2SC-3182	250p
2SC-487	15p	2SC-1454	350p	2SC-3284	150p
2SC-487	15p	2SC-1509	45p	2SC-3298	150p
2SC-487	15p	2SC-1567	60p	2SC-3506	230p
2SC-487	15p	2SC-1568	60p	2SC-3519	150p
2SC-487	15p	2SC-1577	770p	2SC-3525	45p
2SC-487	15p	2SC-1584	550p	2SC-3525	45p
2SC-487	15p	2SC-1627	30p	2SC-3525	45p
2SC-487	15p	2SC-1667	140p	2SC-3525	45p
2SC-487	15p	2SC-1669	85p	2SC-3525	45p
2SC-487	15p	2SC-1675	50p	2SC-3525	45p
2SC-487	15p	2SC-1675	20p	2SC-3525	45p
2SC-487	15p	2SC-1675	20p	2SC-3525	45p
2SC-487	15p	2SC-1675	20p	2SC-3525	45p
2SC-487	15p	2SC-1675	20p	2SC-3525	45p
2SC-487	15p	2SC-1675	20p	2SC-3525	45p
2SC-487	15p	2SC-1675	20p	2SC-3525	45p

ON/OFF SWITCHES

SONY ON/OFF SWITCH	£2.25	JVC	HR-3300	£2.00
G11 ON/OFF SWITCH WITH REMOTE	£2.00	HR-3300	£2.00	
TX10 ON/OFF SWITCH WITH REMOTE	£2.00	HR-4100	£2.00	

CASSETTE MOTORS

6-9-12-13.2 VOLTS	£3.00p
HR-6500	£2.40
HR-7200	85p
HR-7550	£1.50
HR-7000	£1.00

CASSETTE HEADS

MONO CASSETTE HEAD	95p	NATIONAL	£1.40
STEREO CASSETTE HEAD	£1.80	NV-333	£1.00
TX10 FOCUS UNIT	£5.99	NV-777	£1.00
RUBBER BELT ALL SIZE 1.2x1.2	20p	HR-4100	£1.25
RUBBER BELT ALL SIZE 0.5x3	40p	NV-7000	£1.40
RUBBER BELT ALL SIZE 0.5x5	80p	NV-8600	£2.00

HITACHI MODULE

HM6251	500p
AN5912	125p
AN7050	250p
AN7105	250p
AN7110	150p
AN7116	150p
AN7117	100p
AN7118	150p
AN7151	150p
AN7140	150p
AN7143	250p
AN7145	250p
AN7146	250p
AN7156	275p
AN7161	325p
AN7168	250p
AN7213	150p
AN7218	125p
AN7220	175p
AN7223	350p
AN7224	150p
AN7310	125p
AN7311	125p
AN7410	300p
AN7512	38p
BA527	38p
BA532	175p
HA1199	180p
HA1199	180p
HA1366W	180p
HA1366R	180p
HA1368	325p
HA1368	325p
HA1368	180p
STK025	575p

74LS SERIES

74LS00	100p
74LS01	100p
74LS02	100p
74LS03	100p
74LS04	100p
74LS05	100p
74LS06	100p
74LS07	100p
74LS08	100p
74LS09	100p
74LS10	100p
74LS11	100p
74LS12	100p
74LS13	100p
74LS14	100p
74LS15	100p
74LS16	100p
74LS17	100p
74LS18	100p
74LS19	100p
74LS20	100p
74LS21	100p
74LS22	100p
74LS23	100p
74LS24	100p
74LS25	100p
74LS26	100p
74LS27	100p
74LS28	100p
74LS29	100p
74LS30	100p
74LS31	100p
74LS32	100p
74LS33	100p
74LS34	100p
74LS35	100p
74LS36	100p
74LS37	100p
74LS38	100p
74LS39	100p
74LS40	100p

IN STOCK THYRISTORS TRIACS OP APMs

BC107	10p	AN7146	250p	BR303	125p
BC108	10p	AN7156	275p	HA1366W	180p
BC212L	20p	AN7161	325p	HA1366R	180p
BD137	20p	AN7168	250p	HA1368	325p
BD139	20p	AN7213	150p	SK2020	575p
BF422	25p	AN7218	125p	SK2025	575p
BF423	25p	AN7220	175p	SK2025	575p
BU208A	75p	AN7223	350p	SK2025	575p
BU208D	75p	AN7224	150p	SK2025	575p
BU500	95p	AN7310	125p	SK2025	575p
BU508A	95p	AN7311	125p	SK2025	575p
TIP41C	25p	AN7410	300p	SK2025	575p
TIP42C	25p	AN7512	38p	SK2025	575p
2N3055	38p	BA527	38p	SK2025	575p
2N3773	115p	BA532	175p	SK2025	575p
BT119	110p	HA1199	180p	SK2025	575p
RT151	65p	HA1199	180p	SK2025	575p
BR903	125p	HA1366W	180p	SK2025	575p
2SD0725	350p	HA1366R	180p	SK2025	575p
2SD1397	200p	HA1368	325p	SK2025	575p
2SD1398	200p	HA1368	180p	SK2025	575p

ELC EAST LONDON COMPONENTS
63 PLASNET GROVE, EAST HAM,
LONDON E6 1AD. TEL: 01-472 4871
OPEN 9AM TO 7PM.

two minutes walk from Upton Park Tube Station

PLEASE PHONE US IF WHAT YOU NEED IS NOT LISTED AS WE HOLD THOUSANDS OF ITEMS IN STOCK

ADD 70p P/P ADD 15% VAT

ALL GOODS DESPATCHED SAME DAY

PRICE SUBJECT TO CHANGE WITHOUT NOTICE

VISA ACCESS ACCEPTED

FAX: 0274
722229

BESCO LIMITED

T/A

NORTH WEST ELECTRONICS

ENTIRE RANGE OF EX-RENTAL TV'S & VIDEO'S
NEW YEAR CLEARANCE – NO REASONABLE OFFER REFUSED

NEW STOCKS EVERY DAY, WORKING OR OFF THE PILE

makes include:- Sharp, Hitachi, Ferguson, Pye, NAT PAN, ITT etc.

Working VHS video from £35.00. Late models always available.

KNOCKOUT PRICES ON COLOUR TV'S

FERGUSON, PYE, HITACHI, PHILIPS, BUSH, ITT, etc. Large selection of oddball TV's only £3.00 each.

TELETEXT BARGAINS FROM £30.00 (G11) WORKING.

FERGUSON TX TELETEXT ONLY £55.00. PHILIPS/PYE TEXT ALWAYS AVAILABLE

OVER 1000 COLOUR TV AND VIDEOS AVAILABLE

RING OUR HOTLINE NOW FOR PRICES OR CALL IN YOU WILL BE DELIGHTED.

WORKING EX-EQUIPMENT PANELS

	IF	Con- verger	De- coder	Line scan	Power	Frame
T20/22X		5	14	18	17	14
T26 X		5	16	20	17	X
718	7.50	5	14	20	3	14.00
Philips G11	14.50	5	12	20	20	11.50

All prices include Postage & Packing. But + VAT

★ IF THE PANEL YOU REQUIRE IS NOT LISTED PLEASE ASK ★

BRADFORD

SPRINGMILL STREET
MANCHESTER ROAD
BD5 7RL
RING: TONY OR TERRY
(0274) 308186

LEICESTER

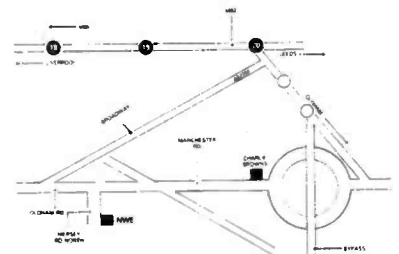
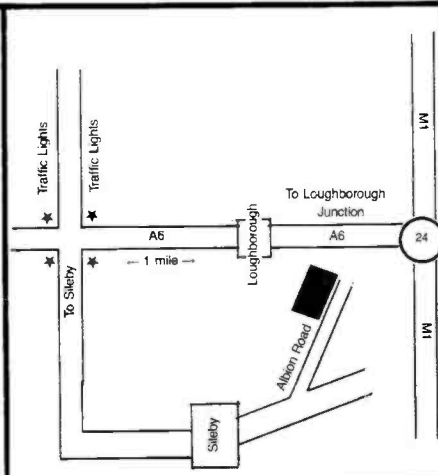
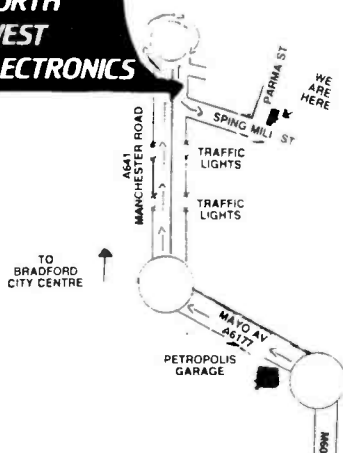
UNIT B
ALBION RD TRADING EST
SILEBY (just off A6)
RING: ALEX
(050) 981 6580

MANCHESTER

UNIT 3
MERSEY RD NORTH IND EST
FAILSWORTH
RING: DAVID
(061) 683 4612

*Prices are plus VAT &
based on quantity*

NORTH WEST ELECTRONICS



VISA WELCOME

OPEN 6 DAYS 9-5 pm

CHEQUES ACCEPTED WITH BANK CARD

INDEPENDENT TELEVISION & VIDEO COMPANY

PRE-CHRISTMAS SALE — PRE-CHRISTMAS SALE

FERG TX TESTED UNTESTED all sizes from £30 from £20	VHS VIDEO TESTED ONLY £55	KT3 TESTED UNTESTED all sizes from £30 from £20
TOSHIBA TESTED UNTESTED all sizes from £30 from £20		GRUNDIG TESTED UNTESTED all sizes from £30 from £20
VARIOUS COLOUR TELEVISIONS untested from £5.00		VARIOUS COLOUR TELEVISIONS tested from £10.00
TELETEXT TELEVISION R/C untested from £30.00		TELETEXT TELEVISION R/C Tested from £50.00
DIRECT LOADS AVAILABLE		ACCESS & VISA ACCEPTED

**THESE ARE ALL GENUINE PRICES ONE & TWO'S INCLUDED
JUST BRING YOUR TRADE CARD**

**WE ARE EUROPE'S LARGEST EXPORTERS OF
RE-FURBISHED TELEVISIONS & VIDEOS
ALL ENQUIRIES WELCOME**

TELEX: 378414 BLBIRD G

FAX: 0602 861027

ALL OUR TELEVISIONS AND VIDEOS ARE IN GOOD ORDER WITH CLEAN
CABINETS AND WORKING REMOTE CONTROL.

NOTTINGHAM

(10,000 sq. feet Warehouse)
Unit 3-3a Meadow Trading Est.
Meadow Lane
Near Notts County Football Ground
In National Tyre Yard,
Nottingham NG2 3HQ
Telephone:

(0602) 864627

SHEFFIELD

(6,000 sq. feet Warehouse)
2 min from Junc 34 of the M1
Unit 17,
Meadowhall Trading Estate
27 Amos Road
Sheffield 4
Telephone:

(0742) 422633

NEWCASTLE upon TYNE

GEC Solid State 2110
 GEC Starline
 DECCA 80 or 100 series
 FINLANDIA Basic
 FINLANDIA Remote

PHILIPS G11
 PHILIPS KT3
 PHILIPS K30 Basic
 PHILIPS K30 Remote
 PHILIPS K30 Text

SLOT METERS

Trade workers always available
 Loads direct from source

VIDEO STANDS

FERGUSON TX Basic
 FERGUSON TX9 Text
 FERGUSON TX10 Text
 DORIC Mkiv Text
 DORIC Mkiii Basic

ITT Trimline Basic
 ITT CVC30
 GRUNDIG Basic
 FINLANDIA Basic
 FINLANDIA Text

TRANSLATERS

Delivery and Discount on Quantity

LARGE SELECTION



VIDEOS
 FERGUSON 3V29
 FERGUSON 3V30
 PANASONIC NV333
 HITACHI VT8300



P.V.S.

COLOUR PORTABLES ALWAYS AVAILABLE

35 Nunsmoor Road, Fenham, Newcastle upon Tyne
 Phone (091) 272 2303

GENERAL FACTORS

Working colour TV's from Basic to Text, all on working display with good **Cabinets - Ready** for sale or rent.

PYE - PHILIPS G11, KT-3, K-30 - REDIFFUSION Mark 3-4, **GRUNDIG, TOSHIBA, ITT**, etc.

Direct loads, various sizes, mixed types. You collect. Ask for details.

USED VIDEO & TV SPARES

Spares for Video and TV available

Phone for details of current stock, if we don't have it, we can probably get it for you. **SPECIAL** spares for Philips VHS.

All new stock as used spares prices, phone us.

VIDEOS VIDEOS VIDEOS

VHS Beta 2000 System from **£15.00**

New B, grade faulty stock VHS VCR's. Ask for details and prices. All prices plus VAT.

Union St., off Sepulchre Gate West.
 Doncaster South Yorks DN1 3AE

10 am-5 pm MON-FRI. Tel 0302-349583
 24hr Ansaphone Fax 0302-349510
 Mobile 0836-368878

2½ miles from A1M for M18 - M1



MIDLAND TELEVISION



WORKING C.T.V.

Philips KT3 & K30 £15
 Philips KT3 & K30 Text £56
 Bush T20 & T26 £15
 Toshiba £29
 Sanyo £40

THORN

8800 £6
 9000 £15
 9600 R/C £18
 9900 R/C £20
 TX9 & TX10 Basic £27
 TX9 & TX10 R/C £33
 TX9 & TX10 Text £56
 Stereo Text £75
 FST Text £95
 FST Stereo Text £105

WORKING V.H.S.

FERGUSON

3V23 £65
 3V30 - 8940 £69
 3V31 £78
 3V32 L/P £85
 3V35 £78
 3V43 L/P Hi/Fi (Sold Out) £100
 3V65 £100

PHILIPS

VR6462 £78
 VR6560 £85
 VR6740 £110
 VR6760 £110

TOSHIBA

V65 £78
 V72 £100
 V75 £100
 GRUNDIG VHS £78

We specialise in working and guaranteed Thorn & Co-op stock. No customer too large or small. Our collection days are Wednesday & Thursday. Call Steve or Keith for stock availability.

DIRECT LOADS ALWAYS AVAILABLE

Merry Christmas and A Happy New Year to all our customers

4 MINS J22 M1

ALL R/C & TEXT SETS SUPPLIED WITH HANDSETS

Nationwide Delivery Service Available
 11 MARKET STREET, COALVILLE, LEICS.
 TEL: (0530) 810836 or 810837

ALL PRICES SUBJECT TO VAT AT 15%

ADMIN TELEVISION

K30 KT3 BASIC £25 INC
 GEC 26 CHASSIS £20 INC
 ITT TRIMLINE £20 INC
 TOSHIBA £20 INC
 MK 4 DORICS £25 INC
 ALL TEXT FROM £35 INC
 PORTABLES £40 INC
 PYE G11 BASIC £14 INC
 TX9s/10s £14 INC
 PHILIPS G11 BASIC £12 INC
 JAPS FROM £10 INC

MK3. GEC T20. ITT. DECCA
 80s/100s
£10 INC

PHONE

051-548 4414

UNIT J, ADMIN BUILDINGS,
 KIRKBY, LIVERPOOL L33 7JX

ANY SPARE SENT ANYWHERE

Whether you're professional or dabbler, your mail order answer for that hard to get component AGS THE small order specialist

(0752) 225946.

AGS Electronics, 49 Farringdon Road, Plymouth PL4 9ER

REBUILT TV TUBES

DIRECT FROM THE FACTORY WHERE THE BEST COSTS LESS

FINEST QUALITY LOWEST PRICES

SPECIAL DISCOUNTS FOR BULK BUYERS

2 YEAR GUARANTEE, 4 YEAR OPTIONAL

ALL MAKES INC. SONY

NATIONWIDE DELIVERY

PHONE NOW FOR FREE LISTS

SHERWOOD TUBES LTD

60A PEVERIL STREET, NOTTINGHAM NG7 4AH.

Tel. 0602 786896

NOTICE TO READERS

Whilst prices of goods shown in classified advertisements are correct at time of closing for press, readers are advised to check with the advertiser both prices and availability of goods before ordering from non-current issues of the magazine.

PANASONIC TV's + VIDEO's

Good range of late models - well worth a visit

*Superb and working
Many other models/makes
More profit, less headaches
Regular supply*

**Repo TV
Daisy Works
345 Stockport Road,
Longsight, Manchester.
(A6 between M/c and Stockport)
Mr Poole or Mr Ricketts
Tel. 061-273-2854/274-3409**

SUFFOLK TV & VIDEOS

Large stocks always available

GEC, Finline KT3, KT30, Hitachi, Nat Pan, working stocks in our showroom from **£20.00**.
Text **£85.00** with handset.

0394 670115

**Bridge Road, Felixstowe,
Suffolk IP11 7FL**

RCS VARIABLE VOLTAGE D.C. BENCH POWER SUPPLY

1 to 24 volts up to 1/2 amp. 1 to 20 volts up to 1 amp. 1 to 16 volts up to 1 1/2 amps D.C. Fully stabilised. Twin panel meters for instant voltage and current readings. Overload protection.

Fully variable.
Operates from
240V A.C.
Compact Unit:
size 9x5 1/2 x 3 1/2 ins.



£39 incl. VAT
+ Post £2.

RADIO COMPONENT SPECIALISTS

ACCESS 337 WHITEHORSE ROAD, CROYDON SURREY U.K. Tel: 01-684 1665 VISA
List, Large S.A.E. Delivery 7 days Callers Welcome Closed Wednesday

FOR SALE

For All

SHARP GRUNDIG PHILIPS

Fidelity and Thorn

Genuine replacement spare parts
you need only one phone call on

0734-876444

or

061-682-1415

Same day despatch before 2.30 pm.

Over 55,000 parts in stock

Willow Vale Electronics Ltd

Sole UK Parts distributor for Grundig and Sharp. Main Philips UK Distributor

FIND FAULTS FAST!

with this efficient battery-powered SIGNAL TRACER. Much quicker to use than a scope, especially at millivolt levels! Listen clearly to tape head signals. Trace through tuners, IF's, switching and AF-amps with ease.

Complete and ready to use, with AF and RF probes **£37.50** inc carr + £2.35 per battery. VAT extra.

COLEBOURN ELECTRONICS

20 Folly Lane, St Albans, Herts. AL3 5JT
or Tel. 0727 44785 for more details

TELEVISION JAN 84-DEC 89 one missing. 14" TV 405/625 Ferguson 3661. Television April 72-Nov 73. All parts TV projects. Offers. Tel. 025 72 73081.

"PRACTICAL TELEVISION" AND "TELEVISION" 1962 to 1988 inclusive £30. Johnson, Sunnyside, Chatham. Ipswich. Tel. 0473 87395.

LEADER LCT 910A CRT regenerator and tester £125. Sadelta PAL colour pattern generator £100. Phone 0252 835415.

RADIO/TV SERVICING 65/66 to 84/85. Other manuals etc. Tel. Warrington (0925) 63550.

SITS VACANT

EXPERIENCED TV ENGINEER. Field and workshop. North Devon. Clean driving licence. Contact John Lain, Braunston TV Services. 0271 812083.



SKILLED TECHNICIAN WANTED. Good pay rates apply. Jomill Enterprises, 173 Dalston Lane, E8. Tel. 01-533 2229.

FULL TIME AND PART TIME TV and video experienced bench engineers required. Top negotiable pay. Tel. 01-539 5513.

WHY NOT FAX YOUR

COPY TO US ON:

01-261 5546



Merry Christmas and Happy New Year

Large Selection of Working and Untested T.V. - Video - Hi-Fi - Audio IN STOCK

BRAND NEW VIDEO £199 HQ LONG PLAY/PROGRAMMABLE LCD HANDSET

VIDEOS FOR SPARES

BIRMINGHAM UNIT 4A ABBERLEY STREET SMETHWICK BIRMINGHAM B66 2QU TEL:021 565 1727 FAX:021 555 5367 TELEX NO. 0902 333 199

PRESTON UNIT 34 ROMAN WAY LONG RIDE ROAD PRESTON PR2 5BB TEL:0772 655011

PANASONIC JVC EX-GRANADA



EXPORT ENQUIRIES WELCOME

ALL PRICES ARE SUBJECT TO 15% VAT & BASED ON QUANTITY

Merry Christmas ★

J.W. HARDY

Everything for Satellite TV

FILMNET DECODERS

- FULLY AUTO SWITCHING
- INTEGRAL POWER SUPPLY
- SUPPLIED WITH CONNECTING LEADS

81.26 QUANTITY DISCOUNT P.D.A.
(When ordering please state make & model of satellite receiver)

SATELLITE SYSTEMS

- AMSTRAD SRX100 + SDX60 £154.50
- AMSTRAD SRX200 + SDX60 £199.00
- AMSTRAD SRX200 + SDX80 £229.00
- WOLSEY STARLET £162.00
- PACE SS3000 + MARCONI STARE173.00
- PACE SS6000 + MARCONI STAR P.O.A.

SATELLITE FIXING

- CABLES
- FLOOR MOUNTS
- NUTS & BOLTS
- POLE MOUNTS
- CHIMNEY MOUNT
- PLUGS
- WALL FIX
- BRACKETS
- CLIPS

J.W. HARDY 231 Station Road, Stechford, Birmingham B33 8BB

021-784 8478

TRADE ONLY

1st for QUALITY·PRICE·SERVICE

U.H.F. Aerials Coaxial Cable Amplifiers

<p><i>Groups A, B, CD & W</i></p> <ul style="list-style-type: none"> 10 Element Aerial 2.25 18 Element End Mount 3.47 18 Ele. with Support Arm 4.38 Diamond DC10 Boxed 6.95 Diamond DC18 Boxed 9.95 Diamond Colour Grid 16.95 Antiference XG8 20.50 Antiference XG14 32.95 Set Top Aerial ST6 2.30 	<p>Priced in 100 Metre Lengths all Cables can be supplied in 100 or 250 Metre Lengths Attenuation figures are Approx at 900 MHz/100M.</p> <p><i>Valet Raydex</i></p> <ul style="list-style-type: none"> C55B 21dB Brown 13.50 C55W 21dB White 14.95 C56B 17dB Brown 13.95 C56W 17dB White 13.95 CT75 21dB DS 30.40 CT100 19dB DS 30.40 CT125PE 15dB DS 52.95 CT167PE 11dB DS 76.95 CT167RBS 11dB UG 84.95 RA, RG & URM Types POA <p><i>Delta & Pope Cables</i></p> <ul style="list-style-type: none"> TR100H109F 28.95 TR125PE/H47 42.58 TR167PE/H43 64.00 	<p>Antiference OX4 29.95</p> <p><i>Wolsey Electronics</i></p> <p>The Full Range of Domestic & Professional Equipment is Available from Stock. The following list are the Most Popular Lines</p> <ul style="list-style-type: none"> Set Back 12dB 9.99 Two Set 2x 7dB 9.99 Three Set 12x 9dB 12.99 Four Set 12, 9 & 6dB 16.99 O260/P20 26dB 16.99 Amerthyst U 60dBmV 120.45 Amerthyst W 60dBmV 154.60 <p><i>J.W. Hardy Communications</i></p> <ul style="list-style-type: none"> 4 Way Amplifier 2dB 12.99 8 Way Amplifier 2dB 19.95 Silver 20dB 46dBmV 32.56 Silver 24dB 46dBmV 38.95 Booster 20dB 54dBmV 49.50 Booster 24dB 60dBmV 75.50
---	---	--

V.H.F. Aerials

<ul style="list-style-type: none"> FM Omni Heavy Duty 7.95 FM Dipole Heavy Duty 3.64 FM 2 Ele Heavy Duty 4.80 FM 3 Ele Heavy Duty 6.95 FM 4 Ele Heavy Duty 7.95 FM 6 Ele Heavy Duty 12.95

Loft Stand & Bracket

12" x 1" Loft Stand 0.80
24" x 1" with 90° Bend 1.25

Masts

<i>Alloy</i>	
6" x 1" 18g 1.95	
10" x 1 1/2" 16g 6.95	
16" x 2" 16g 16.95	
20" x 2" 14g 26.50	

Chimney Lashing

Standard Repair Kit 1.28
5 meter wire Coil 0.80
Corner Plates 0.06
3/4" J Bolt & Nut 0.14
13/4" V Bolt & Nuts 0.12
2 1/2" V Bolt & Nuts 0.22

Chimney Brackets

6" x 6" Pressed 0.68
6" x 6" Welded 0.98
6" x 9" Welded 1.48
7 1/2" x 7 1/2" Welded 2.15
13 1/2" Cradle Welded 2.35
Double Lashing Pair 2.65

Clamps

<i>Aerial to Mast Clamps</i>	
15mm to 2" 0.30	
Cross Clamp 0.65	
V Bolt & Nut 0.12	
<i>Mast to Mast Clamps</i>	
1" to 2" Cross Clamp 0.75	
1 1/2" to 2" Universal 1.60	

Cable Accessories

Cable Clips

5.6 & 7mm per 100 0.78
9 mm Black per 100 0.95
11mm Black per 100 1.05

Adhesive Tape

20M 3/4" Black 0.32
10M Self Amalgamating 2.99

Cable Connectors

Coax Plug Alloy per 100 12.95
Coax Plug Alloy each 0.17
Coax Coupler per 50 5.95
Coax Coupler each 0.17
F Screw On 1mm 0.20

Attenuators

3, 6, 12, 18 & 24 dB 1.00

Fly Leads

2M Plug to Plug 0.60
2M Plug to Socket 0.66

Wall Fixings

Welded Wall Brackets

6" x 6" Painted 0.97
6" x 6" Galvanised 1.97
6" x 9" Painted 1.48
9" x 9" Painted 2.26
12" T&K Painted 3.75
18" T&K Painted 4.75
18" T&K Galvanised 7.45
24" T&K Painted 5.35
16" Tripod Galvanised 12.95
Drills, Plugs, Screws POA

Splitters & T Units

Wolsey Electronics

Die-Cast T Units 3.75-8.82
Die-Cast Splitters 7.14-10.08
Die-Cast Outdoor Lid 0.99
Indoor Lid 0.55
Line Terminator 75ohm 0.40
Mini Splitters POA
Mini T Units 2 Way 4.50

Altai In Door

2 Way 'Y' 0.65
3 to 6 Way 1.45-2.25

SAC Splitters

2 Way Resistive 2.00
2 Way Inductive 2.38
3 Way Resistive 2.65
Diplexer UHF/VHF 2.65
Diplexer A/E 2.65
Diplexer K/C/D 2.65

Coax Outlet Plates

Altai Surface Socket 0.48
Altai Surface Twin 0.75
Altai Flush Wall Socket 0.65
Altai Flush Twin 0.95
PO1U Single Isolated 2.16
PO1U 12 to 34dB 3.31-5.71
PO2U TV FM Iso 3.44-3.75
PO2U RSI Show Room 3.75
PO2U 16 to 32dB 4.44-4.86
Trunk Mounting Socket 3.00

All prices Quoted are plus VAT
Carrier Up to 50kg 6.50
P+P for small light parcels 2.50

NEW PRODUCT !!!

HOW MANY WASTED HOURS HAVE YOU SPENT ON SERVICING?

E.C.S. OFFERS YOU COMPLETE INDEX OF APPROX. 5,000 TV AND VIDEO FAULTS LISTED IN 10 YEARS OF TV MAG.

INDEX'S ARE ALPHABETICALLY LISTED BY MAKE, MODEL, FAULT AND ARE NOW AVAILABLE FOR JUST

£7.50 FOR TELEVISION FAULTS
£7.50 FOR VIDEO FAULTS
OR £15.00 FOR BOTH SETS COMPLETE WITH PROTECTIVE RING BINDER.

REGULAR UPDATES ARE ALSO AVAILABLE, BUT ONE OF THE ABOVE INDEX'S MUST BE PURCHASED IN ORDER TO QUALIFY FOR THIS SERVICE.

TO SECURE YOUR ORDER PLEASE MAKE CHEQUES/POSTAL ORDERS PAYABLE TO:

E.C.S.

AND SEND TO:

UNIT 3-4 KINGSLAND BUILDINGS, BOROUGH ROAD, BIRKENHEAD, MERSEYSIDE L42 9NB.

PLEASE ADD £1.50 PER ORDER FOR P&P

SATELLITE TV RECEPTION EQUIPMENT



LNB's, Receivers, Dishes, polar mounts and accessories.
 90cm dish and feed £59.00
 Twist on F conns £0.25
 2 way splitters £5.50
 Line amplifiers from £12.50
 1.5m dish & feed £110.00
 CT100 RF cable/100m £25.00
 Prices excl. VAT - Send SAE for leaflets.

DX
ANTENNA

KESH ELECTRICS LTD.
 Main St., Kesh, Co. Fermanagh, N.I.
 Tel: 03656 31449 Tlx: 747412

SERVICE SHEETS

SPECIAL OFFERS from INFOTECH(T)

76 CHURCH STREET, LARKHALL, LANARKSHIRE ML9 1HE

ACCESS or VISA by return post

Phone 0698 884585/883334

HURRY WHILE OFFER LASTS

SERVICING MONOCHROME PORTABLE TELEVISION

by G.R. Wilder

The industry standard textbook
 Normal retail price is £20
 from Infotech(T) **ONLY £9.95**

SERVICING COLOUR TELEVISION

by G.R. King

Normal retail price is £14.95
 Infotech(T) Xmas Offer **£9.95**

25 fault finding guides covering most VIDEOS from 1980-1987

Normal price £62.50
 Very Limited Period **£39**

SERVICE MANUALS

VCR - CTV - MTV - AUDIO - MICROWAVE
 Most makes and models - UK, Japanese, Korean, German, USA etc. types available. For list with money-saving vouchers send £2.50 or phone for quote.

DATA-GO 112 AMEYSFORD RD., FERNDOWN, DORSET BH22 9QE. Tel: 0202 894207
 10 am-1 pm, 2pm-4.30 pm Mon to Fri

GERMAN SERVICE SHEET SPECIALISTS

Our connections are world-wide. We furnish any kind of German, European and Japanese service sheet or manual. Thousands of different sheets and manuals in stock. For any enquiries:

DÖNBERG ELECTRONICS
 Schoolmasters House, Rannafast, Co. Donegal, Republic of Ireland.
 Phone: 075 48275

ACCESS VISA

TECHNICAL INFO SERVICES (T) MASTERCARD EUROCARD

76 Church St., Larkhall, Lanarkshire ML9 1HE
 Phone 0698 884585 Mon-Fri 9-5, 0698 883334 any other time FOR FAST QUOTES

IMMEDIATE DESPATCH of all Phone Orders by ACCESS, VISA, etc. or to Listed Customers

WORLD'S LARGEST COLLECTION OF SERVICE MANUALS . . . from £3.50 to £50 . . . Most unobtainable elsewhere

Every issued FULL SIZE SERVICE SHEET in stock; CTV's or Combinations £3.50/Singles £2.50; Plus LSAE

LSAE for any Quotation, plus FREE large Catalogue, STREE Review, Pricelists, etc.

A small selection from titles in stock . . . many only obtainable from TIS via mailorder POST FREE:

Practical TV Repairs by Tunbridge	£12.95	Newnes Guide to TV & Video Technology	£9.95
Mobile Radio Servicing Handbook	£25.00	Servicing Personal Computers by Tooley	£20.00
Practical Radio, Repair & Service Course	£11.95	Spectrum Repair & Service Guide	£5.00
Video Recorders, Servicing by Beeching	£20.00	Servicing Radio, HiFi, TV Eqpt by King	£10.95
Oscilloscopes, How to Use/How they Work	£6.95	Video Techniques 2nd ed by G White	£30.00
17 Giant Binders of TV or Video Circuits	each 29.50	Refrigeration & Air Conditioning	£7.95
Computer Engineers Pocketbook	£9.95	Domestic Eqpt Repair & Service	£16.95
Principles of Compact Disc	£2.95	VHS Common Faults from Thom	£3.50
The PAL System from Thom Research	£6.50	TV & Video Engineers Pocketbook	£9.95
Audio & HiFi Engineers Pocketbook	£9.95	Audio Equipment Tests by King	£12.95

25 Fault Finding Booklets covering most Videos from 1979 to 1986 to match circls below **£59.00**
 5 Giant Binders containing Circuits & Layouts for most Videos from 1979 to 1988 **£139.00**

Full details of our Famous Complete Integrated Servicing & Repair Systems for TVs and Videos

Contain all the circuits & data needed to cover repairs and servicing for anyone in business or wishing to start up their own business. All the Diagrams, Repair, Service & Technical Data needed. At a fraction of the normal cost. Terms available.

The Circuit/Layout Set for almost any Video . . . £7 each, CTVs . . . £4 each

For £3 . . . Comprehensive Service Manuals & Sheets Catalogues PLUS 1989 Chassis Guide & £4 Vouchers

SERVICE MANUALS

Available for Colour Televisions, Mono Televisions, Video Recorders, Audio equipment, Music Systems, Car Radio's, Cameras, Test equipment etc etc.

Over 100,000 stocked, originals and photostats.

LSAE Enquiries with Make/Model wanted.

FREE catalogue Unique Repair and Data Guides for LSAE.

MAURITRON (TV)

8 Cherry Tree Road, Chinnor, Oxfordshire, OX9 4QY.
 Telephone: (0844) 51694 anytime.

RING NOW FOR FURTHER INFORMATION ON SERIES DISCOUNTS AND CURRENT RATES

MISCELLANEOUS

MÜTER

BMR-90-Hi-Ec NEW

Europe's most frequently bought CRT-Regenerator-Analyzer; pays itself within 4 weeks;

regenerates picture tubes even better; removes shorts filament-cathode; cathode - grid 1, grid 2; carries gas to getter; 131 adaptors available; has 11 heating-voltages; new adaptor-list with more than 8000 tubes-types; also available: BMR 107 Regenerating-Computer and BMR 44 Regenerating-Automatic-Machine. Please, ask for catalogue.

United Kingdom
 Blendown Ltd.
 Bank House, 17 Rhos Rd.
 Rhos on Sea, Clywd,
 Wales, Tel: 0492-49246
 Fax 0492 47880

New Zealand
 TDON Ltd.
 5 Rangipawa Rd,
 Onehunga, Auckland,
 Tel: 668-907
 Fax 646-216

Ireland
 Dönberg Electronics
 Schoolmasters
 House, Rannafast,
 Co. Donegal
 Tel: 075-48275

West-Germany (FRG) Ulrich Müter, 4353 Oer-Erkenschwick, Fax 02368 57017

JAMES WOOTTON

Electronic Wholesale Supplies

SOUTH CHESHIRE'S LEADING STOCKIST OF

Aerials + Plugs + Video Heads + Cables + Batteries + Audio Motors + Remote Handsets + Transformers + Switches + Diodes + Valves + I.C.s + Audio Leads + Resistors + Telephones + Service Manuals + Capacitors + Test Equipment + Fuses + Transistors + Tubes + Aerosols + Video Idlers + Motors + Belts + Tools + Service Aids + Video Leads + Many More Items.

Spares For Most Makes In Stock

Distributors for: Eiftone, Omega, Audio & Vision Products.

TRADE ONLY

Counter Mon-Fri: 9-1, 2-5 & Sat: 9-11

Stuart House, Arnold Street,
Nantwich, Cheshire. CW5 5QB
Tel: 0270 628096.

DIGIMETER 732

Automatic Multimeter & 125MHz Frequency Counter

4 DIGIT AUTORANGE MULTIMETER

- TOUCH AND HOLD FACILITY BUILT-IN, SIMPLY SELECT (DCV)
- RELATIVE MEASURING (DCV)
- PEAK MIN/MAX RECORDING
- INDESTRUCTIBLE AGAINST ANY VOLTAGE IN COLOUR TELEVISIONS UP TO 50 000 VOLT!!!

7 DIGIT 125MHZ FREQUENCY COUNTER WITH 2 GATE TIMES

- WIDEBAND PRE-AMPLIFIER 5Hz ... 125MHz
- SENSITIVITY 25mV (1M OHM)



„50 000 Volt leave me cold“

BRIGHT 7 DIGIT VACUUM FLUORESCENT DISPLAY (GREEN)
HEIGHT 13mm DIMENSIONS W 214, D 172, H 64 WEIGHT 2.7KG

ACCESSORIES HT PROBE 30kV

made in Germany
2 years guarantee
price IR£499

sole agency for the Republic of Ireland,
N.-Ireland & U.K.

DÖNBERG-ELECTRONICS LTD.

DÖNBERG-ELECTRONICS · SCHOOLMASTERS HOUSE
RANAFEST · CO. DONEGAL · EIRE · TEL. 075-48275 · FAX 075-48275

The Theory and Practice of PAL Colour Television in three important Video Cassette Programmes

Part 1.

The Colour Signal

Part 2.

The Receiver Decoder

Part 3.

Receiver Installation



VHS★★★★V2000★★★★

BETAMAX★★★★UMATIC

For full details telephone

0253 725499 (Day)

0253 712769 (Night)

Or send for precise details

FLINTDOWN CHANNEL 5

339 CLIFTON DRIVE SOUTH,
LYTHAM ST ANNES FY8 1LP
(enclosing this advert)

NAME.....

ADDRESS.....

TEL:.....

SATELLITE SYSTEMS

SATELLITE SYSTEMS

NEW 54 channel Stereo receiver
60cm dish, new low noise Marconi type LNB..... **£179.00**

Also 16 channel Mono receiver system
c/w 60cm dish low noise LNB **£169.00**

Pace Remote..... **£189.00**

Pace Stereo..... **£199.00**

Satcom 99 channel Remote..... **£199.00**

Satellite dishes in stock 80cm & 60cm

Quantity prices on request

LNB's in stock

Filmnet decoder (Latest) 10-off **£69.00**

Fully auto switching internal power supply
connecting leads (Distributors wanted!)

Callers welcome

FOR ENQUIRIES RING

0952 882062

PLANET-TRACKER LTD
KING STREET, BROSELEY,
TELFORD TF12 5LZ

**RING
NOW
FOR
FURTHER
INFORMATION
ON
SERIES
DISCOUNTS
AND
CURRENT
RATES**

EURO-SAT

SUPPLIERS TO H.M.F. — M.O.D.
MANUFACTURERS OF G.R.P. DISH ANTENNAS

1.0M DIA	£58	80cm DIA	£48.50
1.2M DIA	£78	2.0M DIA	£180
1.2M OFF SET	£88	2.3M (PETAL)	£248
1.5M OFF SET	£158	3.0M DIA	£637
1.8M DIA	£36	FEED SUPPORT	
1.8M (PETAL)	£157	ASSEMBLY	£21

PLEASE NOTE: We are dish manufacturers only and do not supply systems.

Please enclose S.A.E.

EURO-SAT, 107 CROSS ST., SALE,

CHESHIRE, M33 1JM, ENGLAND

TEL: 061-437 2631 — 061-861 4249

MICROWAVES

MICROWAVE CLEARANCE

600 assorted makes

Ideal for spares or rebuilding.

Offers invited, will not split.

Tel: 021-366 6480

KU BAND SATELLITE TV THEORY, INSTALLATION AND REPAIR £23

A revised second edition, this 383 page manual by Baylin & Gale of USA covers dish theory, uplinks, footprints, site survey, installation and adjustment, descrambling, and cable TV.

It even includes a computer program for finding your satellite. A 'must-read' for anyone interested in modern satellite communications. Excellent value.

Pay by Cheque

ACCESS

MASTERCARD

VISA



Price includes P&P UK. Airmail Europe £3.00. Outside Europe £7.00 per item.

SWIFT TELEVISION PUBLICATIONS

17 Pittsfield, Cricklade, Swindon, Wilts SN6 6AN. Tel: 0793 750620

VIDEO SCRAMBLING & DESCRAMBLING. By R. Graf, W. Sheets. Advanced theory and circuits **£23**

EUROPEAN SCRAMBLING SYSTEMS. Circuits, Tactics & Techniques, by J. McCormac. Fascinating hacking information for the service engineer..... **£29**

HOME SATELLITE TV INSTALLATION VIDEOTAPE, VHS PAL format. 40 mins. Includes how to install large, motorised dishes on C & Ku Band systems..... **£27**

HIDDEN SIGNALS ON SATELLITE TV. By T. Harrington, B. Cooper. Teletext, telephone channels, teletype, audio sub-carriers information..... **£20**

SATELLITE, OFF-AIR & SMATV. By S. Berkoff. Private Cable, Multi-Unit Handbook..... **£25**

WORLD SATELLITE ALMANAC. 2nd Edition. By M. Long. 650 pages. All footprints and details..... **£33**

1990 WORLD SATELLITE ANNUAL. By M. Long. The official Supplement of the World Satellite Almanac. Contains detailed descriptions of most satellites..... **£31**

SATELLITE DISH ANGLES. Personalised print-out of 30 satellites across Europe. Correct angles for Azimuth, Elevation, Polar and Apex Elevation. Just send your Lat/Long..... **£3**

SATELLITE TELEVISION, INSTALLATION GUIDE. 2nd edition. By J. Breeds. Full of essential information for the working installer. Number one best seller in Europe..... **£12**

SATELLITE AND CABLE SCRAMBLING AND DESCRAMBLING. By B. Gale. 2nd Edition. 280 pages. Basic theory. Explores the new technology, in clear language..... **£19**

VIDEO SERVICING 1987-1988

138 models covered £65.00

Some popular '86 models included.

Akai 8	Fidelity 3	Granada 6
Alba 3	Fisher 2	Grundig 3
Amstrad 2	Finlux 11	Hitachi 4
Decca 1	Goldstar 5	I.T.T. 3
Ferguson 8	Goodmans 1	J.V.C. 9
Solavox 2	Tashiko 5	Tatung 5
Mitsubishi 3	Philips 8	Salora 4
N.E.C. 4	Pioneer 3	Samsung 7
Nordmende 16	Proline 4	Sanyo 3
Nikkai 2	Pye 4	Sentra 3
Panasonic 4	Questar 2	Sharp 2
Telefunken 8	Toshiba 7	

TELEVISION SERVICING 1987-1988

Covers 389 models £55.00

T.V. Serv. 76/77, 77/78, 79/80, 80/81

£19.00 + £2.50 p&p

85/86 £25.00 + £2.50 p&p

The books are produced, with the full backing of the manufacturers listed, to a very high standard.

WE OFFER A 7 DAY MONEY BACK GUARANTEE IF YOU ARE NOT ABSOLUTELY SATISFIED. BUY THROUGH OUR EASY PAYMENT BOOK CLUB.

Ring now for details! or ask your library to stock them.

A colour leaflet is available listing models.

To order please send correct amount plus £4 p&p (insured delivery) for 1 or 2 books to:

U-VIEW

29 Warmsworth Road, Doncaster,
Yorkshire, DN4 0RP.
Tel. (0302) 855017

NO COLOUR DEAD SET TRIPPING

FAST FIX

If you keep back issues of *Television* then read on. Fast Fix is a complete card filing system, listing the symptoms of television faults published in *Television Magazine* under TV Fault Finding and Service Bureau from 1981-1988 inclusive. Over 500 cards and thousands of faults are collated and indexed under manufacturers name and then chassis/model. An example is a Philips K30 with a blank raster, look on p744/Aug '88. For all those faults you know you have read about but cannot remember where, Fast Fix is a must.

Ready boxed, quick to use and easily updatable. Fast Fix could pay for itself with just one successful repair. Price £35.00.

Send cheque/P.O. payable to:

A. G. Humphreys,
13 Mansfield Avenue,
St John's Park, Hawarden, Clwyd.
Tel: 0244 532961

EATS LINE OUTPUT TRANSISTORS FRAME COLLAPSE

WANTED

SURPLUS/REDUNDANT ELECTRONIC COMPONENTS WANTED

I/Cs - Tuners - Transistors - Valves - Diodes etc. any quantity considered - immediate payment.

ADM Electronic Supplies

Tel. 0827 873311. Fax 0827 874835

WANTED. Radio Television Servicing editions 1981-82, 1986-87. Good price paid. Phone 0437 764013.

WORKING WORKSHOP EQUIPMENT required. oscilloscope. power supply. B & K tube reactivator, manuals, etc. Can collect. Tel. 01-539 5513.

NOTICE TO READERS

Whilst prices of goods shown in classified advertisements are correct at time of closing for press, readers are advised to check with the advertiser both prices and availability of goods before ordering from non-current issues of the magazine.

METERS

METERS. Reconditioned 10p/50p available from stock. Contact THE METER CO. (Poole) LTD. (0202) 683498.

TELEVISION CLASSIFIED ADVERTISEMENT

LINEAGE 60p PER WORD (MINIMUM INSERTION £10).
5% DISCOUNT 6 INSERTIONS. 10% DISCOUNT 12 INSERTIONS.
SEMI-DISPLAY £9.00 PER S.C. CM. (MINIMUM 2.5 CMS)
£8.60 PER S.C. CM. 6 INSERTIONS, £8.10 PER S.C. CM.
12 INSERTIONS. ALL PRICES PLUS 15%
BOX NUMBER £2.00 EXTRA

HEADING

ADDRESS

SIGNATURE

PLEASE DEBIT MY ACCESS/BARCLAYCARD NO.



--	--	--	--	--	--	--	--	--	--	--	--	--	--	--	--	--	--	--	--



£..... FOR..... INSERTIONS

SEND TO:
CLASSIFIED ADVERTISEMENT, TELEVISION ROOM 2331,
IPC MAGAZINES LTD., KING'S REACH TOWER,
STAMFORD STREET, LONDON SE1 9LS.

Company registered in England. Registered No. 5326. Registered Office: King's Reach Tower, Stamford Street, London SE1 9LS.

1/90

TECHNICAL SUPPORT & TRAINING

CONSUMER PRODUCTS

YOUR NEXT CAREER MOVE

£16,000 + CAR

LONDON

You are an experienced Service Technician with excellent communications skills that are just not being used to the best advantage. You want to do more and in turn receive the recognition you deserve.

Why not join us in our success.

Sharp is one of the leading innovators in Consumer Electronics. Our success is a result of being at the forefront of the latest technologies and incorporating them into our broad based product range of video, TV, audio and microwave oven related products.

We now have opportunities in the London area for experienced Service Engineers looking for a positive career move. You will have the ability to train people on our products and be capable of discussing fault finding to component level.

Your expertise and commitment will be rewarded by an attractive salary, negotiable according to experience, company car and an excellent range of benefits. In addition, and of equal importance, is the opportunity to develop your career in a varied and challenging role.

To take advantage of these opportunities please write with full CV or telephone for an application form to: David Wakefield, Personnel Manager, Sharp Electronics (UK) Ltd, Sharp House, Thorp Road, Newton Heath, Manchester M10 9BE.
Tel: 061-204 2462.

SHARP

FOR PEOPLE WHO MEAN BUSINESS

NOW OPEN IN CORNWALL

DECENT, CLEAN WORKING & NON WORKING THORN TV's &
VCR's AT COMPETITIVE TRADE PRICES
LARGE WAREHOUSE PREMISES

COWELL TV & VIDEO WHOLESALE

MEVAGISSEY
(0726) 842582

ST. AUSTELL
(0726) 69384

MISCELLANEOUS

STANDARD CONVERSION N.S.C. - PAL - SECAM

Special sale for domestic customers, phone or fax for enquiry any time. Collection/delivery service if required, Gatwick & W. Sussex.

Ring Aviation Video 0444 400 091 or
write Alexanders, High Street,
Handcross, W. Sussex RH17 6BJ.

FAX NUMBER
TELEVISION MAGAZINE
01-261 5546

INDEX TO ADVERTISERS

ADM Electronic Supplies	257
Admin Televisions	251
Aerial Techniques	219
AGS Electronics	251
Apollo	238
Asja International	247
Audio Electronics	186
Audio Visual Services	231
Audio-Visual Technical Support Ltd.	245
Aviation Video	258
A-Z. Electrics	225
Bastford Wholesale	234
Bell Radio	245
Bi-Tel	186
B. K. Electronics	182
Bolton Metropolitan College	240
Budget TV	247
Bull. J & N Electrical	187
Campion Wholesale Ltd.	259
Carlton John (Electrical) Ltd.	242
Central TV Wholesalers Ltd.	244
Centrevision	240
Chromavac Ltd.	185
Chromavision	205
Clearvision	185
Colebourn Electronics	252
Cowell TV & Video Wholesale	256
Coxon, Ken, T.V.'s	240
Crewe Wholesale T.V.	234
C.T.V.	246
Data-Go	255
Display Electronics Ltd	243
Donberg Electronics	246, 255, 256
D.S.D.	250
East Cornwall Components	188
East London Components	247
Economic Devices	220, 221
E.C.S.	254
Electro	183
Electron TV & Audio	245
Electrosmart	259
Euro-Sat	256
Express TV Supplies	243
Flintdown Channel 5	256
General Factors	251
G.G.L. Components	184
Grandata Ltd.	178, 179, 180
Griffonnic Emission Ltd.	239
Hardy, J.W.	254
Highsurge	238
Holmes Services Ltd.	247
Humphreys, A.G.	257
Hussain Central TV	241
Ibex Of Scotland	230
ICS	183
Irwin Electronics	229
I.T.V.C.	249
J.D.A. Audio Visual	232
J.J. Components	236
Kesh Electrics	255
LWL	245
Manor Supplies	193
Maplin Electronics	Cover II
Marshall Ltd.	244
Matdex Ltd.	256
Mauritron (TV)	255
Midland TV's	251
Muter, Ulrich	255
N.G.T. Electronics Ltd.	244
North West Electronics	248
Omega Electronics	224
Papworth, E.	244
PC TV Services	247
Planet-Tracker Ltd.	256
Powell, T.	243
P.V.S.	251
P.V. Tubes	181
Radio and TV Components Action Ltd.	233
Radio Component Specialist	252
Relay Omagh Ltd.	243
Reliable Wholesale Ltd.	246
Revo TV	252
Riscomp Ltd.	205
Simple Service	232
Senz Components	194, 260, Cover III, Cover IV
Sharp	258
Sherwood Tubes Ltd	242
Solway Satellite Systems	230
Sonic TV Distributors	253
Southbridge TV Centre	240
Southside TV	242
Stewart of Reading	238
Suffolk TV & Video	252
Superfronics	236
Supervision	228
Swift Television Publications	256
Technical Advisory Systems	259
Technical Information Services	255
Teleprice Ltd.	227
Teletradars	242
Teletrade Services	237
Teltech	236
T.E.S.D. Ltd.	228
Tidman Mail Order Ltd.	238
Todd, John, Television & Video Wholesalers	235
Tree, W., Trade TV	230
TV Trade Sales	197
U-View	257
View-Tel	185
Visions London	226
West Midlands TV & Video	183
Williams, Dave	252
Willow Vale Electronics	252
Wizard Distributors	246
Wootton, James	256
Zoneport	186

HOW

Long it can take to locate faults on VHS Video Recorders.

HOW Can I avoid tying up all these vital hours?
HOW Costly it can be to buy individual manuals for different models.

HOW Exhausting it is when days pass and the same video is still on the bench, problem unsolved.
HOW When you find a fault after hours and hours of searching, you realise it was a very simple cause.

HOW Can I take more work on and gain greater profits in less time?

HOW I wish someone would make up a manual with hundreds of 'stock' and more difficult faults to save me the headaches.

HOW ABOUT THIS THEN

Technical Advisory Systems have collated and indexed hundreds of 'stock' and the more difficult faults, along with symptoms/data on many popular models including:

**FERGUSON — PHILIPS — JVC —
PYE — PANASONIC — HITACHI —
AKAI — MITSUBISHI — SHARP —
SANYO — FIDELITY —
ETC, ETC, ETC,**

You will wonder HOW you managed without this powerful aid, containing

SYMPTOMS/DIAGNOSTICS/FAULTS/ PROCEDURES/MODIFICATIONS

All well PROVEN as a great TIME SAVER and ESSENTIAL for all service depts. and personnel, quick and easy reference and easily updated on our monthly subscription system.

ALL THIS STILL ONLY

£73.00 (inclusive)

NEW

Tremendous value none-updating book version

ONLY £35

Regular monthly up-dates still only £30. per year, payment with order only to:

**TECHNICAL ADVISORY SYSTEMS
33 FOXCOTE, ASTLEY VILLAGE,
CHORLEY, LANCASHIRE PR7 1XE.
Telephone: (02572) 75667**

CAMPION WHOLESALE LTD.

QUALITY USED T.V. & VIDEO

**COMPLETE RANGE OF
T.V.'s AND VIDEOS
MOST MAKES AND
MODELS AVAILABLE**

**STOCK ARRIVING DAILY
T.V.'s from £3.00
Videos from £30.00**

**Free Delivery Service
to most areas of the U.K.**

**UNIT 80, BARRACKS ROAD,
SANDY LANE INDUSTRIAL ESTATE,
STOURPORT-ON-SEVERN,
WORCESTERSHIRE DY13 9QB**

**Just 10 Mins from
M5 Junct. 6 Worc's North**

**02993-79642 or
79643**

SALE OF SAMSUNG GRADE 'B' UNREPAIRED ELECTRICALS

VCR

**VI-710/711 £115
VI-730EP £122**

MIDI

**SCM 6000 CD £52
SCM 7500 CD £79
SCM 8000 CD £75**

MICROWAVE

**RE 575TC £46
RE 630TZ £69
990 CT COMBI £99**

CTV

**517 FF 20" £94
517ZF 20" R £104**

RADIO CASSETTE

**W250 ST Twin £13
DISHWASH DW100 £82
DE-HUMID £89
VACUUM VC1400 £19**

**ABOVE DISCOUNTED
PRICES FOR ORDERS
ABOVE £1000 ANY MIX**

FIRST COME - FIRST SERVED

OPEN 9.30 to 5.30 6 DAYS

OVERNIGHT DELIVERY



**FOR LISTS AND SPECIAL OFFERS
TELEPHONE: KEVIN GARDNER (0274) 660196/665670
1043 Leeds Road, Bradford. Fax: (0274) 665246**

+TOP QUALITY EX RENTAL

SENDZ COMPONENTS

TO ORDER SEE BACK PAGE

<p>LA11440 £1</p> <p>K35 Decoder £8.00</p> <p>K35 Sound OP £4.00</p> <p>Thick Film Daughter KT3 3122-127-43891 £3</p> <p>TAA7750 50p</p> <p>HA 411485 £1</p> <p>UPC1373 50p</p> <p>M58657P £1</p> <p>M491BB1 £3</p> <p>M50441/550 £1</p> <p>M58658P £1</p> <p>Receiver TX100 Panel I.C. No. SAB3035 — MAB8440P D066 — SAA11061 — PCP8571P</p> <p>New Model Philips Meter £25.00</p> <p>C Cam Decoder with 1DA3591 Toshiba VHF/UHF EG522F £5</p> <p>Mitsumi MEC1-F51 £5</p> <p>Thorn Spares</p> <p>New 9000 Decoder £8.50</p> <p>9000 Frame panel £8</p> <p>9000 Cyclops panel £15.50</p> <p>8500 convergence panel £8</p> <p>8500 convergence panel £6</p> <p>4000 Power supply £3</p> <p>1600 Mains lead, switch T665 1x1PN T066 80V/6A 9000 Sound output panel £1</p> <p>3500 Focus Unit £1.50</p> <p>3500 Mains Trans £4</p> <p>3500 cut outs 10 for £4</p> <p>3500 IF panel £2</p> <p>3500 Frame panel £3</p> <p>3500 A1 Diode £2</p> <p>4000 Tube base £4</p> <p>3500 A1 pots £5p</p> <p>Beam limiter panel £1.50</p> <p>3500 Power panel with Y969 £1</p> <p>3 Way regulated adaptor 240V 6V £3.50</p> <p>7.5/9V/30mA £3</p> <p>Rank/Toshiba preh unit 0354 £9.50</p> <p>4 Push button unit preh £1.00</p> <p>6 Push button VHF/UHF for v/cap. GEC-Decca type £7.00</p> <p>7 Push button for CVC5 ITT £4.00</p> <p>KT3 12 Push button unit £2.00</p> <p>KT3 (Export) 12 P.B.u £1.00</p> <p>6 Push button Unit Thorn £1.00</p> <p>6 Push button GRC £6.00</p> <p>6 Push button PYE 731 £6.00</p> <p>Hearing aid unit £3.00</p> <p>Rank Z718 4 P/B/Unit MECH £7.00</p> <p>7 Button Unit GEC with Lamps £6.00</p> <p>697 Push Button Unit £5.00</p> <p>Z916B panel £5.00</p> <p>TS13AP panel £5.00</p> <p>Video Tuner</p> <p>Test-Dep Exp-Trans V 6100025 TV and Tel/Text unit and hand set £50.00</p> <p>TT14 GEC TEX-DECODER</p> <p>13 IC Panel with cable form £9.50</p> <p>PHILIPS</p> <p>Decoder SAA IC 5020-5030 5040B-5050</p> <p>K40 Text Panel £8.00</p> <p>KT3-K30</p> <p>OF-425 E.W. 10p</p> <p>OF-550 correction 10p</p> <p>OF-513 10p</p> <p>OF-557 50p</p> <p>DIODES</p> <p>Bridge KBF-08 40p</p> <p>BY 136 10p</p> <p>BY 127 10p</p> <p>BY 133 10p</p> <p>BY 134 10p</p> <p>BY 176 25p</p> <p>BY 179 40p</p> <p>BY 184 25p</p> <p>BY 187 10p</p> <p>BY 190 40p</p> <p>BY 196 30p</p> <p>BY 198 10p</p> <p>BY 204/4 8p</p> <p>BY 206 — BY 407 Eqv. 8p</p> <p>BY 208/800 8p</p> <p>BY 210/400 8p</p> <p>BY 210/800 8p</p> <p>BY 223 60p</p> <p>BY 224/600: 4.8A/600uV bridge 50p</p> <p>BY 226 15p</p> <p>BY 227 15p</p> <p>BY 228 1500v 20p</p> <p>Flat BY 229 black 15p</p> <p>BY 299 Red 20p</p> <p>BY 299/400 30p</p> <p>BY 299/60p Tag 30p</p> <p>BY 237 5p</p> <p>BY 254 10p</p> <p>BY 255 10p</p> <p>BY 258 10p</p> <p>BY 299 10p</p> <p>BY 406 8p</p> <p>BY 527 20p</p> <p>BY 407a 10p</p> <p>BY 448 10p</p> <p>BY 500/200 — 5 amp 8p</p> <p>BY 527 10p</p> <p>BY 602 10p</p> <p>BY 26C 10p</p> <p>F247 5p</p> <p>GP20G 10p</p> <p>GRP80G (TX10) 30p</p> <p>XK 3102 50p</p> <p>BY 228/200 20p</p> <p>Bridge TX10 800/3 amps KBF35-02 Bridge £1.50</p> <p>Bridge Rec. D35B10 40p</p> <p>International Rectifier EHT Diodes G770HV34 6KV 3 for 8p</p> <p>6A/600V Stud Diodes 20p</p> <p>6A/200V Stud Diodes 20p</p> <p>6A/1000V Stud Diodes 20p</p>		<p>Thorn TX90 Chassis with Line Linearity Width P.C.B. PC1183 £20.00</p> <p>200V/200M 25p</p> <p>400V 180M 50p</p> <p>160V/220M 10p</p> <p>160V 47M 10p</p> <p>35V 3300M 15p</p> <p>2SD1878 £1.00</p> <p>DA8443-C3 £1.00</p> <p>SAA7020 01 £3.00</p> <p>HD614080SA90 £4.00</p> <p>22m + 25m 380K £1.00</p> <p>220m 385K £1.00</p> <p>240m 40K £1.00</p> <p>G11 470m 250V £2.00</p> <p>400m 40K £1.00</p> <p>175m 100m 100m 350V £1.00</p> <p>TX9 500m + 500m 175V £1.00</p> <p>G8 LOPT Panel £7.00</p> <p>G8 Tuner Unit + Panel £4.00</p> <p>G8IF & Chroma £6.00</p> <p>G8 Chroma £3.00</p> <p>G11 Chroma Panel £4.00</p> <p>G11 LOPT Panel £6.00</p> <p>G11 IF Panel £5.00</p> <p>G11 IF Detector £3.00</p> <p>G11 Selector gain module £3</p> <p>Pye G11 Front panel with transducer, pots, tuner pots, 6 pb switch — lead £5.00</p> <p>Pye 6 button switch portable £1.00</p> <p>GEC V cap VHF UHF tuner and IF — sound O P PC 706B3 (Export) £12.00</p> <p>GEC Line O P PC 659B3 £6.00</p> <p>2110 GEC Power Panel £8.00</p> <p>CVC 20 Front panel with sliders + mains input panel £4</p> <p>CVC 40 PUSH BUTTON ASSY with sliders, complete with lamp Assy. — pots 8 button units £9.00</p> <p>Universal Focus. Fits Pye. Thorn and Decca Units.</p> <p>TT14 Rank tube base on panel £1.00</p> <p>Z718 Focus Unit £1.50</p> <p>T30 Focus Unit £1.00</p> <p>Large Type 75p</p> <p>Decca Small 75p</p> <p>KT3 Focus Unit 75p</p> <p>KT3 Focus Pot 75p</p> <p>KT3 Tube base on panel £1.00</p> <p>TX10 Focus Units £8.50</p> <p>CVC 52 Focus Unit 75p</p> <p>Fidelity Focus Unit 14R-14S 30p</p> <p>3500 Thorn Focus Unit £1.00</p> <p>ITT Small for use with Split £1.00</p> <p>Z718 Bush Focus £2.00</p> <p>Diode 50p</p> <p>Remo TV125P 50p</p> <p>1600 Thorn EHT Rec and Lead 50p</p> <p>TV14 50p</p> <p>TV20 £1.00</p> <p>TV45 50p</p> <p>TX9 8 Button Unit £6.00</p> <p>TX90 8 Button Unit £6.00</p> <p>TX90-TX925 8 Button £6.00</p> <p>TX100 8 Button Unit £6.00</p> <p>TX10 8 Button Unit £10.00</p> <p>TX10 TX100 16 Button UHF+VHF BAND S.W. £10.00</p> <p>G11 drawer ASS 3 pots Mains switch and lead £2.00</p> <p>K30 Drawer Ass with pots cable forme £1.00</p> <p>TX10 Drawer with 5 way pots. ass £2.50</p> <p>TX10 Ex. port with band switch (drawer) and U.H.F. only £2.50</p> <p>Hills 9 piece tool kit in case £5.00</p> <p>Abbey Security Smoke Alarm Model 101 £4.00</p> <p>Philips Coaxial Cable Stripper SBC325 £7.50</p> <p>CVC 20-25-30 Mains Switches 60p</p> <p>Infra Red and Ultrasonic G11 Teletext Decoder Panel £30</p> <p>RANK & ITT Mains Remote On-Off Switch (720R) £1.50</p> <p>RANK & ITT Remote Switch 2800 ohm £1.50</p> <p>G11 Mains Switch 50p</p> <p>4 amp Mains Switch 25p</p> <p>GEC Mains Switch 4 amp 30p</p> <p>KT3 Mains Switch £1.00</p> <p>G8 Mains Switch 75p</p> <p>G11 Preh Red LED P/Buttons for C.H. Change RANK TOSHIBA Transducers (PC-2011) Mains Switch ITT Long Type Print Mains Switch Philips Long Type TAG Mains Switch GEC Long Type TAG 2000 Chassis Fidelity Mains Switch (4 TAG) 250V/4A White Lorlin Mains Switch 35p</p> <p>KT3-K30-K25 Full Remote Mains Switch (6 TAG) £1</p> <p>Teletext Adaptor Kit TY-500 Panasonic £12</p> <p>Philips Battery Tester All Types and charger vis £6</p> <p>Philips K4 Mains Switch with standby 80p</p>		<p>Philips Handset IC £3.00</p> <p>SAA3010P £3</p> <p>MAB846/W063 £3</p> <p>MAB 8420P-C031 £3.00</p> <p>MAB 8400B-6 £3.00</p> <p>MAB 8440P-D070 £3.00</p> <p>MAB 8440P-D033 £3.00</p> <p>MAB 8440P-D056 £3.00</p> <p>MAB 8441P-T001 £3.00</p> <p>MAB 8441P-T132 £2.00</p> <p>MSS484P £2.00</p> <p>Hand Sets — Fidelity £15.00 to £35.00</p> <p>Philip New AV Hand Set £10</p> <p>ITT 8 and 6 Push Button £1.00</p> <p>Pye 725 1401P £6.00</p> <p>Pye 731 LOPTS £6.00</p> <p>Thorn 8500-8800 LOPTS £5.00</p> <p>CMC 301 front panel £5.00</p> <p>CMC 303 front panel £5.00</p> <p>CMC 302 Panel with TC mains switch etc £5.00</p> <p>CMC 800 Decoder £8.00</p> <p>C7 Hand Set £6.00</p> <p>A.T.C. Power Supply G11 Full Remote Receiver Panel £3.00</p> <p>Meters Hills 520 £17.00</p> <p>Meters Hills 420 £10.00</p> <p>Hills HD5000 Digital Meter 1000V DC 750AC 10 Amp 50 MHz Ranges £28</p> <p>60p</p> <p>HT100 Multimeter £6.75</p> <p>HT300 Multimeter £9.75</p> <p>HT500 Multimeter £9.00</p> <p>HT700 £15.00</p> <p>HD1000 Digital £20.00</p> <p>HD1200 Low Cost Digital £13.00</p> <p>HD1500 Digital £15.00</p> <p>HD3500 Digital £25.00</p> <p>HD4500 Digital £29.00</p> <p>HD8000 Digital £35.00</p> <p>HD9500 Digital with capacity Temp Trans Volts Ohms and Amps ranges £60</p> <p>Infra Red Handset Tester</p> <p>Works off 9 volt battery £8.00</p> <p>Fits in top pocket.</p> <p>Handset Tester with LED £4.50</p> <p>Repaired Handsets</p> <p>Philips K4-K35, RC5350-RC5300, RC5370, RC5375, repaired same day £10.00</p> <p>RC4000 Full Remote KT3 K30 Teletext Handsets exchanged £15.00</p> <p>NEW Type RC4000 9 C/11 not 12 £6.00</p> <p>GEC Full Remote Infra-red, 1985 models £15.00</p> <p>TOSHIBA HAND SETS</p> <p>CT19185 £4.00</p> <p>CT19176 £4.00</p> <p>CT19133 £4.00</p> <p>Rediffusion MK3 £5.00</p> <p>TOSHIBA HAND SETS</p> <p>24 Button CT938 Fullremote £5.00</p> <p>32 Button CT983 Videotext £6.00</p> <p>THORN</p> <p>VCR Front Display Panel £7.00</p> <p>Large type ITT TV and V.C.R. Handset £15.00</p> <p>G+C Ultrasonic NCH Full Remote £10.00</p> <p>G11 Full Remote Ultrasonic £32.00</p> <p>G11 Ultrasonic Teletext Handset £20.00</p> <p>G+C Ultrasonic GEC Full Remote C2014H/C2219H £15.00</p> <p>New Replacement for G11 Ultrasonic Full Remote £12.00</p> <p>Thorn 4000 insert with 7 buttons £14.00</p> <p>Decca RC 11 £14.00</p> <p>Decca RC 12 £14.00</p> <p>G11 Infra-red full teletext £20.00</p> <p>Donatone-Full remote CTV 62, 63, 64 £19.00</p> <p>Hitachi infra red handset £18.00</p> <p>Philips full remote KT3, 16C/28/20C/934, Z738 Z734, K12 20C 7971ST 66K, 182b £34.00</p> <p>G11, Full remote top button Assy. (exchange unit) £12.00</p> <p>G11, Full remote repair service (£exchange unit) £12.00</p> <p>GEC infra red full remote 8 channel (I.C. SAA1250) £14.00</p> <p>Philips infra red full remote 9 channel for 60 CP2605 £6.00</p> <p>Philips infra red full remote 12 channel for 60 CP2605 £12.00</p> <p>A35 KT3-K30 T-Text £12.50</p> <p>KT3-K30 Full remote £15.00</p> <p>KT3 Power supply £4.00</p> <p>GEC infra-red 2266-2026 £4.00</p> <p>GEC 8 button full remote £14.00</p> <p>GEC push pad handset button blobs 10p each</p> <p>Pye & Philips handset KT3-K30 chassis. No RC5150-RC5176-RC5171-RC5177. Special Price £13.00</p> <p>RC4000 KT3 and Teletext £14.00</p> <p>IT CVC 32 handset repaired £15.00</p> <p>CVC 32 Hand Set £15.00</p> <p>CVC 45 3 and 2 Pin £12.50</p> <p>TX10 Hand Set Text £12.50</p> <p>TX9 & TX10 button print £2.00</p> <p>TX10 Focus Pots £5.50</p> <p>ITT</p> <p>TV & Video Processor, 1200 Type £10.00</p> <p>PHILIPS UNIVERSAL HAND SET £12.00 RCS KT3 - K45</p> <p>We have all parts for Philips Handsets</p> <p>RC5353 £15.00</p> <p>RC5300 £12.00</p> <p>Philips RC5 £15.00</p> <p>TENT-TYPE</p> <p>Replace Hand Set for Philips KT3-K30, K4 etc £18.30</p> <p>THORN HAND SETS</p> <p>9000 — 9600 — TX9 — TX10 — TX100 Text and Non-Text £10.00</p> <p>PHILIPS</p> <p>RC5171 £12.00</p> <p>K35-K4 HAND SET</p> <p>Repaired for £5.00</p>	
---	--	---	--	--	--

SENDZ

