



# Host Railroad Report

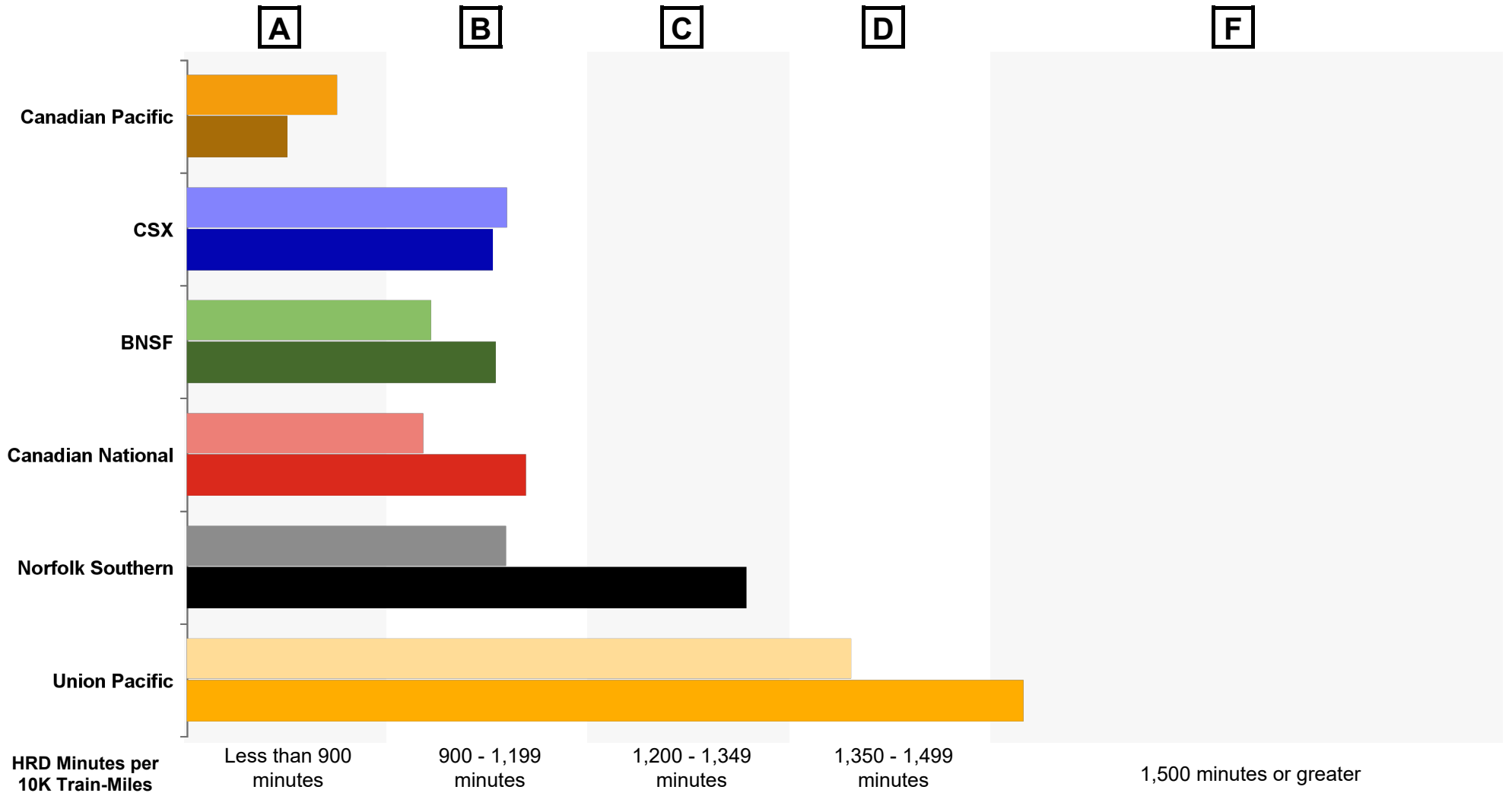
**Amtrak Train Performance on Host Railroads**

**Data through February 2023**

# Host Railroad Report Card Update

## Current Month and 1 Year Snapshot

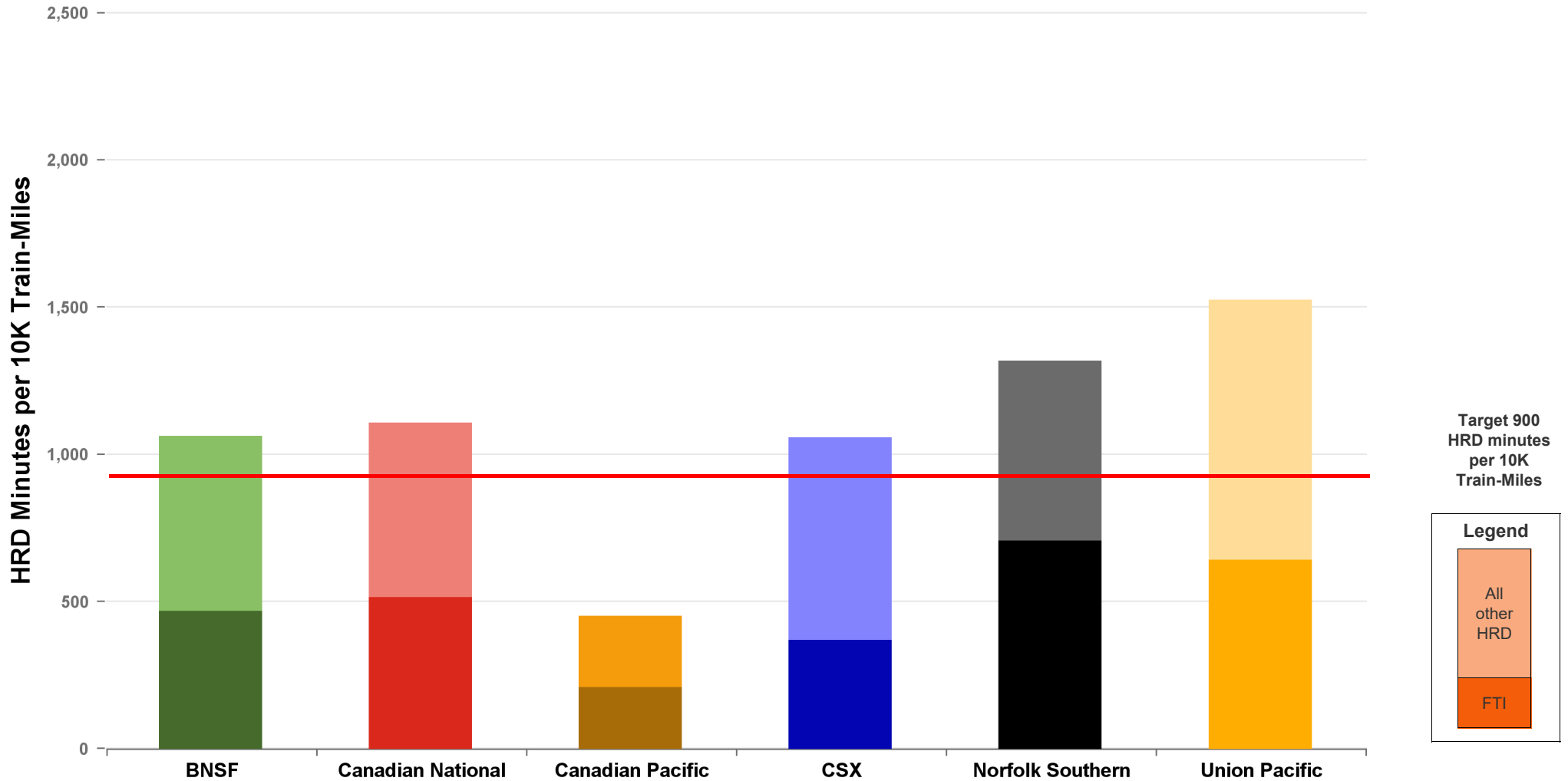
A monthly update of the Host Railroad Report Card, which grades the six major host railroads based on host responsible delay (HRD) minutes per 10,000 train-miles for the current month (lighter shade) and the most recent 12 months.



# Total Host-Responsible Delays

## 1 Year Snapshot

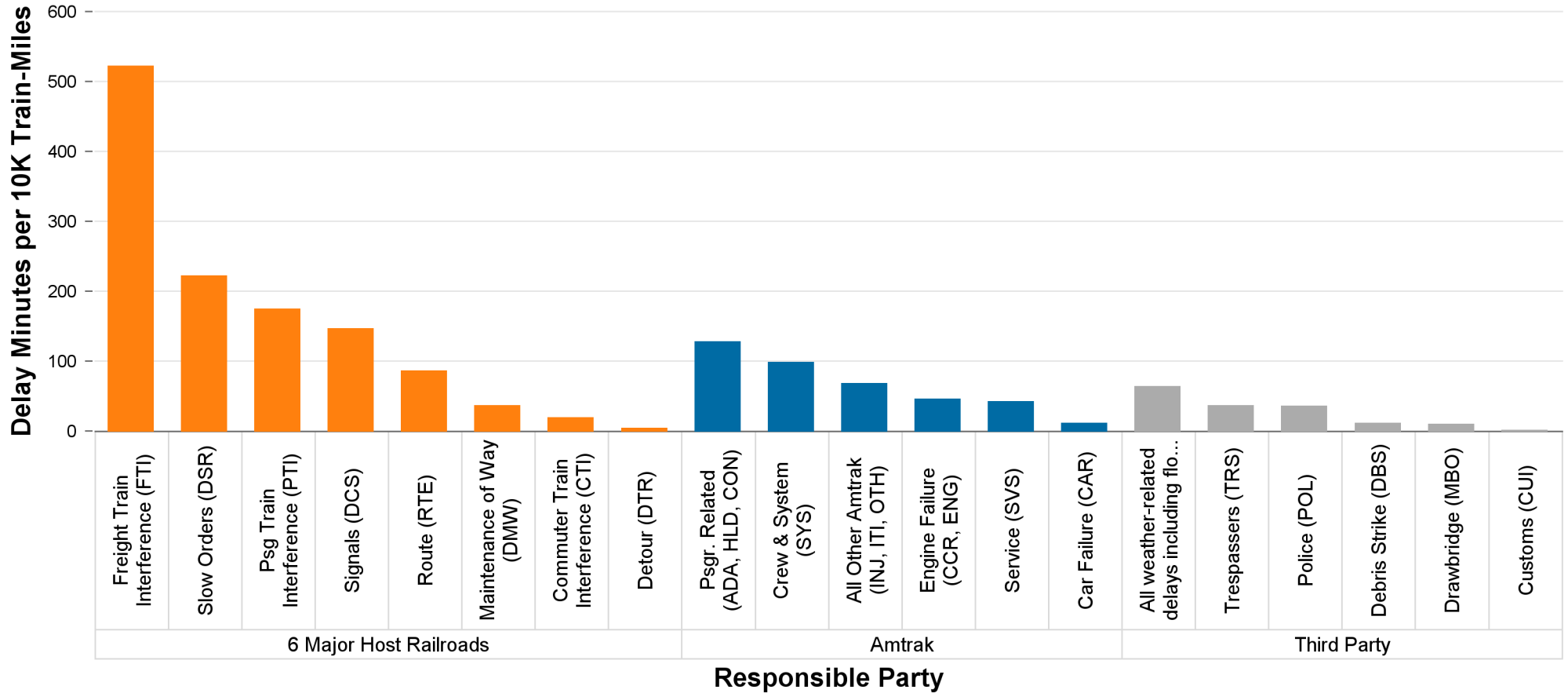
Total host-responsible delay (HRD) minutes per 10,000 train-miles incurred by Amtrak trains on the six major host railroads, with delays attributable to freight train interference (FTI) shaded.



# Delays to Amtrak Trains by Responsible Party

## 1 Year Snapshot

Delay minutes per 10,000 train-miles on the six major host railroads categorized by delay type and responsible party.

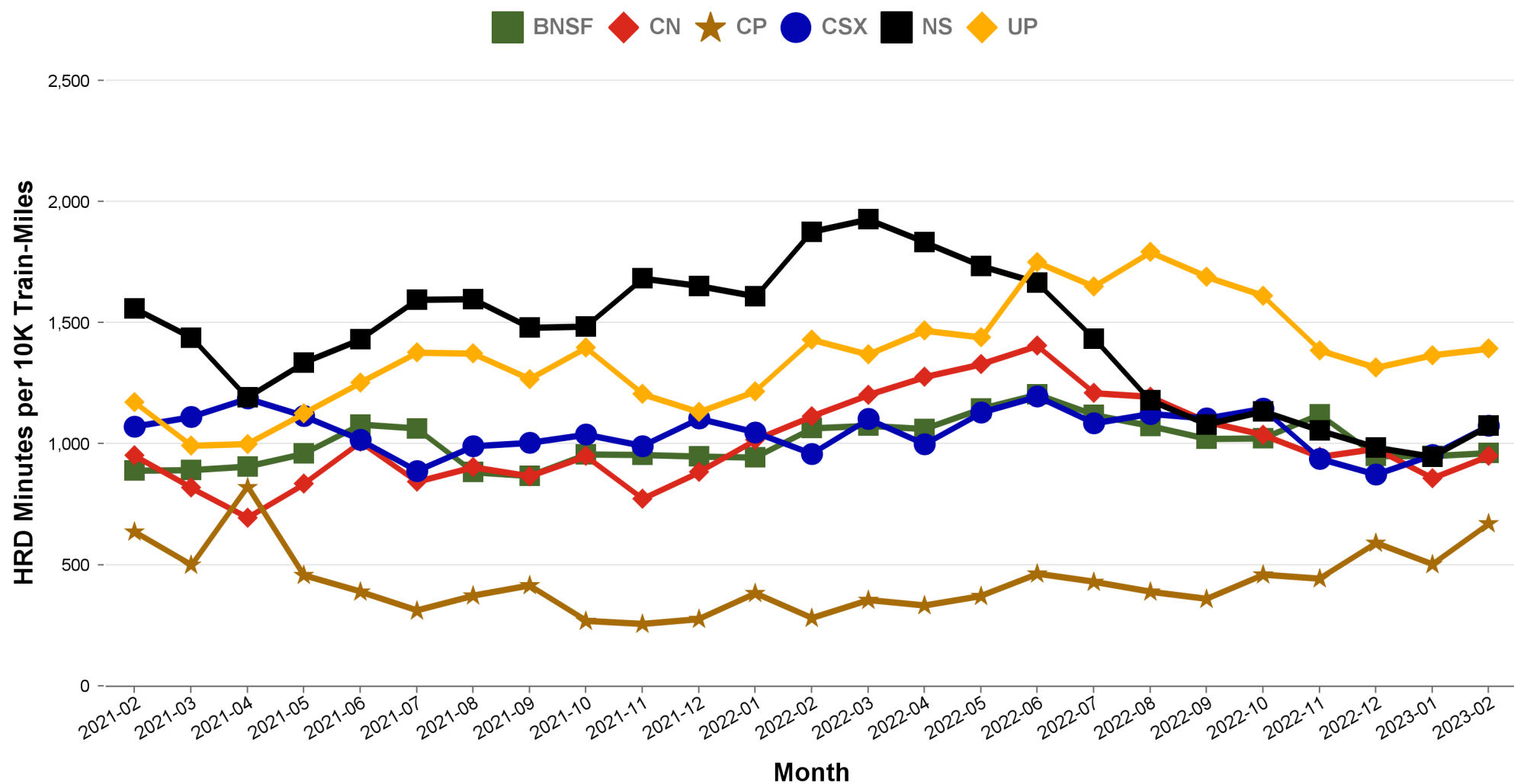


| Responsible Party                 | 6 Major Host Railroads | Amtrak | Third Party |
|-----------------------------------|------------------------|--------|-------------|
| Delay Minutes per 10K Train-Miles | 1205                   | 395    | 159         |
| Percentage of Total Delays        | 68.5%                  | 22.5%  | 9.0%        |

# Total Host-Responsible Delays

## 2 Year Snapshot

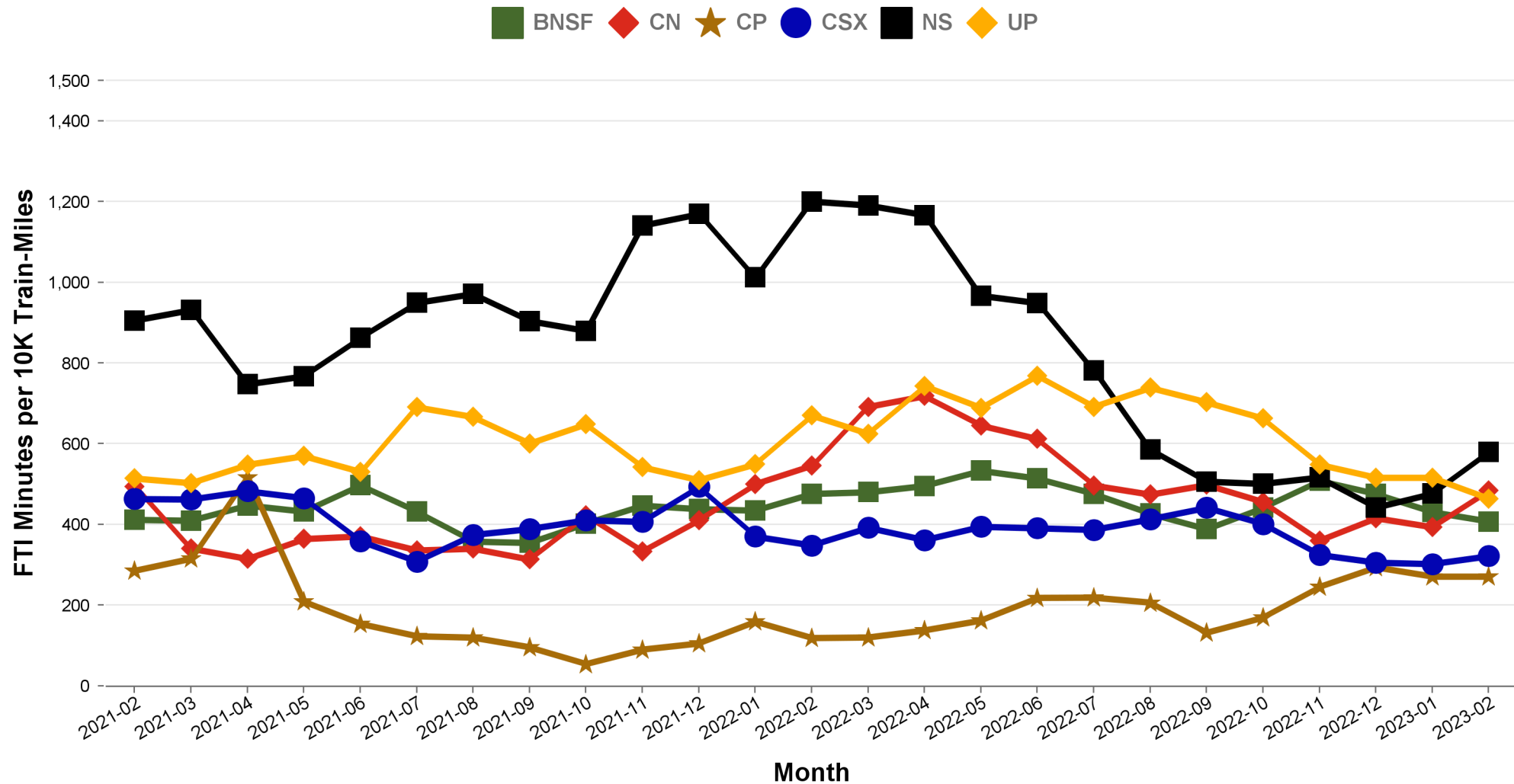
Total host-responsible delay (HRD) minutes per 10,000 train-miles incurred by Amtrak trains on each of the six major host railroads for the most recent two years.



# Freight Train Interference Delays

## 2 Year Snapshot

Total delay minutes per 10,000 train-miles attributable to freight train interference (FTI) incurred by Amtrak trains on each of the six major host railroads for the most recent two years.



# Minutes of Delay per 10K Train Miles by Host for February 2023

| Host               | Service                           | Total Host Responsible Delays |                       | Largest Two Delay Categories - Current Month |      |     |     | Route Miles |
|--------------------|-----------------------------------|-------------------------------|-----------------------|--|------|-----|-----|-------------|
|                    |                                   | Current Month                 | Most Recent 12 Months | #1   |      | #2  |     |             |
| <b>Target</b>      |                                   | <b>900</b>                    | <b>900</b>            |  |      |     |     |             |
| BNSF               | California Zephyr                 | 1015                          | 1023                  | FTI  | 401  | DSR | 279 | 1027        |
|                    | Carl Sandburg / Illinois Zephyr   | 737                           | 847                   | FTI  | 368  | CTI | 96  | 257         |
|                    | Cascades                          | 1374                          | 1390                  | FTI  | 515  | DSR | 326 | 317         |
|                    | Coast Starlight                   | 1307                          | 1269                  | FTI  | 352  | DSR | 258 | 158         |
|                    | Empire Builder                    | 813                           | 906                   | FTI  | 454  | DSR | 191 | 2147        |
|                    | Heartland Flyer                   | 1818                          | 2118                  | DSR  | 1075 | FTI | 600 | 236         |
|                    | Pacific Surfliner                 | 1227                          | 1206                  | DSR  | 239  | FTI | 238 | 22          |
|                    | San Joaquins                      | 1025                          | 1133                  | PTI  | 388  | FTI | 383 | 284         |
|                    | Southwest Chief                   | 746                           | 933                   | FTI  | 337  | PTI | 116 | 2206        |
|                    | Sunset Ltd                        | 1068                          | 1688                  | DSR  | 394  | DCS | 302 | 190         |
|                    | Texas Eagle                       | 2128                          | 1468                  | FTI  | 1030 | DSR | 420 | 116         |
| CN                 | Blue Water                        | 514                           | 633                   | FTI  | 410  | DMW | 64  | 159         |
|                    | City Of New Orleans               | 1040                          | 1055                  | FTI  | 537  | DSR | 155 | 930         |
|                    | Illini / Saluki                   | 645                           | 773                   | FTI  | 246  | PTI | 184 | 304         |
|                    | Lincoln Service                   | 1224                          | 1962                  | FTI  | 833  | DCS | 158 | 35          |
|                    | Lincoln / Missouri                | 2628                          | 2511                  | FTI  | 1923 | DCS | 361 | 35          |
|                    | Texas Eagle                       | 1011                          | 1999                  | FTI  | 800  | DCS | 128 | 35          |
|                    | Wolverine                         | 1784                          | 1807                  | DSR  | 753  | FTI | 586 | 27          |
|                    |                                   |                               |                       |  |      |     |     |             |
| CP                 | Empire Builder                    | 932                           | 676                   | FTI  | 505  | DSR | 139 | 384         |
|                    | Ethan Allen Express               | 466                           | 591                   | DCS  | 217  | DMW | 125 | 60          |
|                    | Hiawatha                          | 463                           | 205                   | DCS  | 268  | FTI | 82  | 53          |
| CSX                | Auto Train                        | 1197                          | 1389                  | DSR  | 440  | FTI | 349 | 898         |
|                    | Capitol Ltd                       | 515                           | 732                   | FTI  | 243  | RTE | 155 | 307         |
|                    | Cardinal                          | 761                           | 1015                  | FTI  | 322  | DSR | 205 | 703         |
|                    | Carolinian                        | 1729                          | 1309                  | DSR  | 447  | RTE | 338 | 295         |
|                    | Lake Shore Ltd                    | 607                           | 795                   | FTI  | 228  | PTI | 119 | 741         |
|                    | Maple Leaf                        | 612                           | 906                   | FTI  | 227  | RTE | 171 | 298         |
|                    | New York - Niagara Falls          | 496                           | 795                   | FTI  | 185  | RTE | 166 | 296         |
|                    | Palmetto                          | 1325                          | 1142                  | FTI  | 427  | PTI | 297 | 659         |
|                    | Pere Marquette                    | 298                           | 203                   | FTI  | 145  | DCS | 107 | 135         |
|                    | Richmond / Newport News / Norfolk | 1578                          | 1303                  | DSR  | 481  | FTI | 324 | 189         |
|                    | Silver Meteor                     | 979                           | 893                   | FTI  | 321  | DSR | 227 | 1152        |
|                    | Silver Star                       | 1292                          | 1022                  | FTI  | 436  | DSR | 340 | 1209        |
| NS                 | Blue Water                        | 1620                          | 3360                  | FTI  | 909  | DCS | 234 | 39          |
|                    | Capitol Ltd                       | 1354                          | 1851                  | FTI  | 875  | RTE | 188 | 481         |
|                    | Cardinal                          | 1353                          | 2047                  | PTI  | 741  | FTI | 304 | 79          |
|                    | Carolinian                        | 502                           | 764                   | PTI  | 232  | FTI | 111 | 202         |
|                    | Crescent                          | 1428                          | 1428                  | FTI  | 829  | DCS | 216 | 1141        |
|                    | Lake Shore Ltd                    | 1040                          | 1583                  | FTI  | 575  | PTI | 198 | 339         |
|                    | Pennsylvanian                     | 854                           | 1072                  | FTI  | 402  | RTE | 176 | 249         |
|                    | Pere Marquette                    | 1505                          | 2403                  | FTI  | 958  | RTE | 238 | 39          |
|                    | Piedmont                          | 765                           | 701                   | FTI  | 396  | DMW | 100 | 173         |
|                    | Richmond / Newport News / Norfolk | 681                           | 828                   | FTI  | 235  | DCS | 189 | 81          |
|                    | Roanoke                           | 727                           | 748                   | FTI  | 297  | PTI | 286 | 216         |
|                    | Silver Star                       | 694                           | 1197                  | DCS  | 290  | FTI | 284 | 28          |
|                    | Wolverine                         | 2014                          | 3268                  | FTI  | 1269 | DCS | 272 | 39          |
|                    | UP                                | California Zephyr             | 1376                  | 1641   | FTI  | 547 | DCS | 257         |
| Capitol Corridor   |                                   | 952                           | 772                   | DSR  | 447  | PTI | 206 | 171         |
| Cascades           |                                   | 1842                          | 1775                  | DSR  | 667  | FTI | 537 | 125         |
| Coast Starlight    |                                   | 1795                          | 1526                  | FTI  | 562  | DCS | 543 | 1162        |
| Lincoln Service    |                                   | 928                           | 1060                  | FTI  | 383  | PTI | 321 | 231         |
| Lincoln / Missouri |                                   | 1240                          | 1446                  | FTI  | 435  | PTI | 312 | 502         |
| Missouri           |                                   | 985                           | 1326                  | FTI  | 493  | DSR | 189 | 271         |
| Pacific Surfliner  |                                   | 2760                          | 2236                  | DCS  | 1772 | PTI | 568 | 174         |
| San Joaquins       |                                   | 909                           | 1297                  | PTI  | 412  | FTI | 220 | 88          |
| Sunset Ltd         |                                   | 1421                          | 2049                  | FTI  | 778  | DSR | 284 | 1784        |
|                    |                                   | Texas Eagle                   | 1479                  | 1948   | FTI  | 817 | DSR | 232         |
| Amtrak             | Adirondack                        | 317                           | 304                   | PTI  | 175  | RTE | 113 | 100         |
|                    | Blue Water                        | 288                           | 270                   | PTI  | 148  | DCS | 67  | 99          |
|                    | Ethan Allen Express               | 214                           | 349                   | PTI  | 131  | DCS | 48  | 100         |
|                    | Maple Leaf                        | 258                           | 369                   | DCS  | 64   | RTE | 64  | 109         |
|                    | New York - Albany                 | 201                           | 199                   | PTI  | 74   | RTE | 42  | 81          |
|                    | New York - Niagara Falls          | 285                           | 399                   | PTI  | 115  | DSR | 69  | 109         |
|                    | Wolverine                         | 469                           | 398                   | PTI  | 203  | DCS | 137 | 99          |



## Minutes of Delay per 10K Train Miles by Host for February 2023

| Host          | Service                           | Total Host Responsible Delays |                       | Largest Two Delay Categories - Current Month |      |     |      | Route Miles |
|---------------|-----------------------------------|-------------------------------|-----------------------|--|------|-----|------|-------------|
|               |                                   | Current Month                 | Most Recent 12 Months | #1   |      | #2  |      |             |
| <b>Target</b> |                                   | <b>900</b>                    | <b>900</b>            |  |      |     |      |             |
| BBrRR         | Cardinal                          | <b>1573</b>                   | <b>1383</b>           | PTI  | 504  | FTI | 413  | 132         |
| Fla DOT       | Silver Meteor                     | <b>1465</b>                   | 881                   | CTI  | 652  | RTE | 357  | 68          |
|               | Silver Star                       | <b>1119</b>                   | 823                   | CTI  | 824  | DSR | 159  | 68          |
| FR            | Auto Train                        | <b>7802</b>                   | <b>5596</b>           | DSR  | 5988 | CTI | 1568 | 16          |
|               | Silver Meteor                     | <b>3627</b>                   | <b>4009</b>           | DSR  | 1921 | CTI | 789  | 61          |
|               | Silver Star                       | <b>2786</b>                   | <b>2469</b>           | DSR  | 1765 | CTI | 630  | 61          |
| MADOT         | Springfield Shuttles              | 112                           | 625                   | FTI  | 87   | DCS | 14   | 36          |
|               | Vermonters                        | 206                           | 494                   | DCS  | 198  | DSR | 8    | 50          |
| MBTA          | Downeaster                        | <b>2240</b>                   | <b>1268</b>           | DCS  | 1637 | CTI | 341  | 38          |
| Metra         | Empire Builder                    | <b>2561</b>                   | <b>1806</b>           | CTI  | 2186 | DSR | 187  | 29          |
|               | Hiawatha                          | <b>1993</b>                   | <b>1616</b>           | CTI  | 962  | DSR | 645  | 29          |
| MIDOT         | Blue Water                        | 179                           | 428                   | PTI  | 179  |     | 0    | 22          |
|               | Wolverine                         | 536                           | <b>959</b>            | PTI  | 418  | RTE | 72   | 134         |
| MNRR          | Acela Express                     | <b>1600</b>                   | <b>1596</b>           | DSR  | 1025 | CTI | 375  | 56          |
|               | Adirondack                        | 768                           | 792                   | CTI  | 459  | RTE | 182  | 64          |
|               | Ethan Allen Express               | 555                           | <b>965</b>            | CTI  | 235  | DSR | 151  | 64          |
|               | Lake Shore Ltd                    | <b>987</b>                    | <b>1116</b>           | CTI  | 684  | RTE | 146  | 64          |
|               | Maple Leaf                        | 549                           | 775                   | CTI  | 328  | RTE | 121  | 64          |
|               | New York - Albany                 | 862                           | <b>951</b>            | CTI  | 587  | RTE | 136  | 64          |
|               | New York - Niagara Falls          | <b>1253</b>                   | <b>1497</b>           | CTI  | 795  | RTE | 203  | 64          |
|               | Richmond / Newport News / Norfolk | <b>1679</b>                   | <b>1883</b>           | DSR  | 769  | CTI | 686  | 56          |
|               | Vermonters                        | <b>2672</b>                   | <b>2709</b>           | DSR  | 2065 | CTI | 545  | 56          |
| NECR          | Vermonters                        | 762                           | <b>1511</b>           | DSR  | 734  | DCS | 23   | 192         |
| NMDOT         | Southwest Chief                   | <b>1971</b>                   | <b>2171</b>           | CTI  | 918  | DCS | 486  | 80          |
| PanAm         | Downeaster                        | 832                           | 792                   | PTI  | 326  | DCS | 255  | 107         |
| SCRRA         | Coast Starlight                   | <b>1328</b>                   | <b>1182</b>           | PTI  | 968  | CTI | 186  | 48          |
|               | Pacific Surfliner                 | <b>1193</b>                   | <b>1144</b>           | CTI  | 404  | PTI | 325  | 95          |
| SDNRR         | Pacific Surfliner                 | <b>952</b>                    | <b>987</b>            | CTI  | 491  | PTI | 213  | 60          |
| Sounder       | Cascades                          | 898                           | <b>937</b>            | PTI  | 509  | RTE | 150  | 20          |
|               | Coast Starlight                   | <b>1589</b>                   | <b>2047</b>           | PTI  | 1286 | CTI | 179  | 20          |
| TRE           | Texas Eagle                       | 642                           | 636                   | CTI  | 465  | DCS | 103  | 33          |
| VTR           | Ethan Allen Express               | 391                           | 623                   | DCS  | 178  | DMW | 156  | 24          |

The numbers included in this document are preliminary and are for informational purposes only.

Excludes hosts with fewer than 15 route miles.

Delays on the Amtrak-owned portion of the Northeast Corridor are shown in a separate report, with tighter delay standards.

Northeast Regional: Roanoke includes all trains between Roanoke and points on the NEC; Richmond / Newport News / Norfolk includes all trains between these locations and points on the NEC.



# Minutes of Delay per 10K Train Miles by Service for February 2023

| Service                              | Host                              | Total Host Responsible Delays |                       | Largest Two Delay Categories - Current Month |      |      |     | Route Miles |     |
|--------------------------------------|-----------------------------------|-------------------------------|-----------------------|--|------|------|-----|-------------|-----|
|                                      |                                   | Current Month                 | Most Recent 12 Months | #1   |      | #2   |     |             |     |
| <b>Target</b>                        |                                   | <b>900</b>                    | <b>900</b>            |  |      |      |     |             |     |
| <b>Acela Express</b>                 |                                   |                               |                       |  |      |      |     |             |     |
| Acela Express                        | MNRR                              | <b>1600</b>                   | <b>1596</b>           | DSR  | 1025 | CTI  | 375 | 56          |     |
| <b>All Other NEC Corridor Routes</b> |                                   |                               |                       |  |      |      |     |             |     |
| Northeast Regional                   | Richmond / Newport News / Norfolk | CSX                           | <b>1578</b>           | <b>1303</b>                                  | DSR  | 481  | FTI | 324         | 189 |
|                                      |                                   | NS                            | 681                   | 828  | FTI  | 235  | DCS | 189         | 81  |
|                                      |                                   | MNRR                          | <b>1679</b>           | <b>1883</b>                                  | DSR  | 769  | CTI | 686         | 56  |
|                                      | Roanoke                           | NS                            | 727                   | 748  | FTI  | 297  | PTI | 286         | 216 |
|                                      | Springfield Shuttles              | MADOT                         | 112                   | 625  | FTI  | 87   | DCS | 14          | 36  |
| <b>Non-NEC Corridor Routes</b>       |                                   |                               |                       |  |      |      |     |             |     |
| Capitol Corridor                     |                                   | UP                            | <b>952</b>            | 772  | DSR  | 447  | PTI | 206         | 171 |
| Carolinian                           |                                   | CSX                           | <b>1729</b>           | <b>1309</b>                                  | DSR  | 447  | RTE | 338         | 295 |
|                                      |                                   | NS                            | 502                   | 764  | PTI  | 232  | FTI | 111         | 202 |
| Cascades                             |                                   | BNSF                          | <b>1374</b>           | <b>1390</b>                                  | FTI  | 515  | DSR | 326         | 317 |
|                                      |                                   | UP                            | <b>1842</b>           | <b>1775</b>                                  | DSR  | 667  | FTI | 537         | 125 |
|                                      |                                   | Sounder                       | 898                   | <b>937</b>                                   | PTI  | 509  | RTE | 150         | 20  |
| Downeaster                           |                                   | MBTA                          | <b>2240</b>           | <b>1268</b>                                  | DCS  | 1637 | CTI | 341         | 38  |
|                                      |                                   | PanAm                         | 832                   | 792  | PTI  | 326  | DCS | 255         | 107 |
| Empire                               | Adirondack                        | Amtrak                        | 317                   | 304  | PTI  | 175  | RTE | 113         | 100 |
|                                      |                                   | MNRR                          | 768                   | 792  | CTI  | 459  | RTE | 182         | 64  |
|                                      | Ethan Allen Express               | CP                            | 466                   | 591  | DCS  | 217  | DMW | 125         | 60  |
|                                      |                                   | Amtrak                        | 214                   | 349  | PTI  | 131  | DCS | 48          | 100 |
|                                      |                                   | MNRR                          | 555                   | <b>965</b>                                   | CTI  | 235  | DSR | 151         | 64  |
|                                      |                                   | VTR                           | 391                   | 623  | DCS  | 178  | DMW | 156         | 24  |
|                                      | Maple Leaf                        | CSX                           | 612                   | <b>906</b>                                   | FTI  | 227  | RTE | 171         | 298 |
|                                      |                                   | Amtrak                        | 258                   | 369  | DCS  | 64   | RTE | 64          | 109 |
|                                      |                                   | MNRR                          | 549                   | 775  | CTI  | 328  | RTE | 121         | 64  |
|                                      | New York - Albany                 | Amtrak                        | 201                   | 199  | PTI  | 74   | RTE | 42          | 81  |
|                                      |                                   | MNRR                          | 862                   | <b>951</b>                                   | CTI  | 587  | RTE | 136         | 64  |
|                                      | New York - Niagara Falls          | CSX                           | 496                   | 795  | FTI  | 185  | RTE | 166         | 296 |
|                                      |                                   | Amtrak                        | 285                   | 399  | PTI  | 115  | DSR | 69          | 109 |
|                                      |                                   | MNRR                          | <b>1253</b>           | <b>1497</b>                                  | CTI  | 795  | RTE | 203         | 64  |
| Heartland Flyer                      |                                   | BNSF                          | <b>1818</b>           | <b>2118</b>                                  | DSR  | 1075 | FTI | 600         | 236 |
| Hiawatha                             |                                   | CP                            | 463                   | 205  | DCS  | 268  | FTI | 82          | 53  |
|                                      |                                   | Metra                         | <b>1993</b>           | <b>1616</b>                                  | CTI  | 962  | DSR | 645         | 29  |
| Illinois                             | Carl Sandburg / Illinois Zephyr   | BNSF                          | 737                   | 847  | FTI  | 368  | CTI | 96          | 257 |
|                                      | Illini / Saluki                   | CN                            | 645                   | 773  | FTI  | 246  | PTI | 184         | 304 |
|                                      | Lincoln Service                   | CN                            | <b>1224</b>           | <b>1962</b>                                  | FTI  | 833  | DCS | 158         | 35  |
|                                      |                                   | UP                            | <b>928</b>            | <b>1060</b>                                  | FTI  | 383  | PTI | 321         | 231 |
| Lincoln / Missouri                   |                                   | CN                            | <b>2628</b>           | <b>2511</b>                                  | FTI  | 1923 | DCS | 361         | 35  |
|                                      |                                   | UP                            | <b>1240</b>           | <b>1446</b>                                  | FTI  | 435  | PTI | 312         | 502 |
| Michigan                             | Blue Water                        | CN                            | 514                   | 633  | FTI  | 410  | DMW | 64          | 159 |
|                                      |                                   | NS                            | <b>1620</b>           | <b>3360</b>                                  | FTI  | 909  | DCS | 234         | 39  |
|                                      |                                   | Amtrak                        | 288                   | 270  | PTI  | 148  | DCS | 67          | 99  |
|                                      |                                   | MIDOT                         | 179                   | 428  | PTI  | 179  |     | 0           | 22  |
|                                      | Pere Marquette                    | CSX                           | 298                   | 203  | FTI  | 145  | DCS | 107         | 135 |
|                                      |                                   | NS                            | <b>1505</b>           | <b>2403</b>                                  | FTI  | 958  | RTE | 238         | 39  |
|                                      | Wolverine                         | CN                            | <b>1784</b>           | <b>1807</b>                                  | DSR  | 753  | FTI | 586         | 27  |
|                                      |                                   | NS                            | <b>2014</b>           | <b>3268</b>                                  | FTI  | 1269 | DCS | 272         | 39  |
|                                      |                                   | Amtrak                        | 469                   | 398  | PTI  | 203  | DCS | 137         | 99  |
|                                      |                                   | MIDOT                         | 536                   | <b>959</b>                                   | PTI  | 418  | RTE | 72          | 134 |
| Missouri                             |                                   | UP                            | <b>985</b>            | <b>1326</b>                                  | FTI  | 493  | DSR | 189         | 271 |
| Pacific Surfliner                    |                                   | BNSF                          | <b>1227</b>           | <b>1206</b>                                  | DSR  | 239  | FTI | 238         | 22  |
|                                      |                                   | UP                            | <b>2760</b>           | <b>2236</b>                                  | DCS  | 1772 | PTI | 568         | 174 |
|                                      |                                   | SCRRA                         | <b>1193</b>           | <b>1144</b>                                  | CTI  | 404  | PTI | 325         | 95  |
|                                      |                                   | SDNRR                         | <b>952</b>            | <b>987</b>                                   | CTI  | 491  | PTI | 213         | 60  |
| Pennsylvanian                        |                                   | NS                            | 854                   | <b>1072</b>                                  | FTI  | 402  | RTE | 176         | 249 |
| Piedmont                             |                                   | NS                            | 765                   | 701  | FTI  | 396  | DMW | 100         | 173 |
| San Joaquins                         |                                   | BNSF                          | <b>1025</b>           | <b>1133</b>                                  | PTI  | 388  | FTI | 383         | 284 |
|                                      |                                   | UP                            | <b>909</b>            | <b>1297</b>                                  | PTI  | 412  | FTI | 220         | 88  |
| Vermont                              |                                   | MADOT                         | 206                   | 494  | DCS  | 198  | DSR | 8           | 50  |
|                                      |                                   | MNRR                          | <b>2672</b>           | <b>2709</b>                                  | DSR  | 2065 | CTI | 545         | 56  |
|                                      |                                   | NECR                          | 762                   | <b>1511</b>                                  | DSR  | 734  | DCS | 23          | 192 |

# Minutes of Delay per 10K Train Miles by Service for February 2023

| Service                     | Host                           | Total Host Responsible Delays                            |  | Largest Two Delay Categories - Current Month |                           |                          |                          | Route Miles             |
|-----------------------------|--------------------------------|--|--|--|---------------------------|--------------------------|--------------------------|-------------------------|
|                             |                                | Current Month  | Most Recent 12 Months                                    | #1   |                           | #2                       |                          |                         |
| <b>Target</b>               |                                | <b>900</b>   | <b>900</b>   |  |                           |                          |                          |                         |
| <b>Long-Distance Routes</b> |                                |  |  |  |                           |                          |                          |                         |
| Auto Train                  | CSX<br>FR                      | <b>1197</b><br><b>7802</b>                               | <b>1389</b><br><b>5596</b>                               | DSR<br>DSR                                   | 440<br>5988               | FTI<br>CTI               | 349<br>1568              | 898<br>16               |
| California Zephyr           | BNSF<br>UP                     | <b>1015</b><br><b>1376</b>                               | <b>1023</b><br><b>1641</b>                               | FTI<br>FTI                                   | 401<br>547                | DSR<br>DCS               | 279<br>257               | 1027<br>1381            |
| Capitol Ltd                 | CSX<br>NS                      | 515<br><b>1354</b>                                       | 732<br><b>1851</b>                                       | FTI<br>FTI                                   | 243<br>875                | RTE<br>RTE               | 155<br>188               | 307<br>481              |
| Cardinal                    | CSX<br>NS<br>BBrRR             | 761<br><b>1353</b><br><b>1573</b>                        | <b>1015</b><br><b>2047</b><br><b>1383</b>                | FTI<br>PTI<br>PTI                            | 322<br>741<br>504         | DSR<br>FTI<br>FTI        | 205<br>304<br>413        | 703<br>79<br>132        |
| City Of New Orleans         | CN                             | <b>1040</b>  | <b>1055</b>  | FTI  | 537                       | DSR                      | 155                      | 930                     |
| Coast Starlight             | BNSF<br>UP<br>SCRRA<br>Sounder | <b>1307</b><br><b>1795</b><br><b>1328</b><br><b>1589</b> | <b>1269</b><br><b>1526</b><br><b>1182</b><br><b>2047</b> | FTI<br>FTI<br>PTI<br>PTI                     | 352<br>562<br>968<br>1286 | DSR<br>DCS<br>CTI<br>CTI | 258<br>543<br>186<br>179 | 158<br>1162<br>48<br>20 |
| Crescent                    | NS                             | <b>1428</b>  | <b>1428</b>  | FTI  | 829                       | DCS                      | 216                      | 1141                    |
| Empire Builder              | BNSF<br>CP<br>Metra            | 813<br><b>932</b><br><b>2561</b>                         | <b>906</b><br>676<br><b>1806</b>                         | FTI<br>FTI<br>CTI                            | 454<br>505<br>2186        | DSR<br>DSR<br>DSR        | 191<br>139<br>187        | 2147<br>384<br>29       |
| Lake Shore Ltd              | CSX<br>NS<br>MNRR              | 607<br><b>1040</b><br><b>987</b>                         | 795<br><b>1583</b><br><b>1116</b>                        | FTI<br>FTI<br>CTI                            | 228<br>575<br>684         | PTI<br>PTI<br>RTE        | 119<br>198<br>146        | 741<br>339<br>64        |
| Palmetto                    | CSX                            | <b>1325</b>  | <b>1142</b>  | FTI  | 427                       | PTI                      | 297                      | 659                     |
| Silver Meteor               | CSX<br>Fla DOT<br>FR           | <b>979</b><br><b>1465</b><br><b>3627</b>                 | 893<br>881<br><b>4009</b>                                | FTI<br>CTI<br>DSR                            | 321<br>652<br>1921        | DSR<br>RTE<br>CTI        | 227<br>357<br>789        | 1152<br>68<br>61        |
| Silver Star                 | CSX<br>NS<br>Fla DOT<br>FR     | <b>1292</b><br>694<br><b>1119</b><br><b>2786</b>         | <b>1022</b><br><b>1197</b><br>823<br><b>2469</b>         | FTI<br>DCS<br>CTI<br>DSR                     | 436<br>290<br>824<br>1765 | DSR<br>FTI<br>DSR<br>CTI | 340<br>284<br>159<br>630 | 1209<br>28<br>68<br>61  |
| Southwest Chief             | BNSF<br>NMDOT                  | 746<br><b>1971</b>                                       | <b>933</b><br><b>2171</b>                                | FTI<br>CTI                                   | 337<br>918                | PTI<br>DCS               | 116<br>486               | 2206<br>80              |
| Sunset Ltd                  | BNSF<br>UP                     | <b>1068</b><br><b>1421</b>                               | <b>1688</b><br><b>2049</b>                               | DSR<br>FTI                                   | 394<br>778                | DCS<br>DSR               | 302<br>284               | 190<br>1784             |
| Texas Eagle                 | BNSF<br>CN<br>UP<br>TRE        | <b>2128</b><br><b>1011</b><br><b>1479</b><br>642         | <b>1468</b><br><b>1999</b><br><b>1948</b><br>636         | FTI<br>FTI<br>FTI<br>CTI                     | 1030<br>800<br>817<br>465 | DSR<br>DCS<br>DSR<br>DCS | 420<br>128<br>232<br>103 | 116<br>35<br>1073<br>33 |

The numbers included in this document are preliminary and are for informational purposes only.  
 Excludes hosts with fewer than 15 route miles.  
 Delays on the Amtrak-owned portion of the Northeast Corridor are shown in a separate report, with tighter delay standards.  
 Northeast Regional: Roanoke includes all trains between Roanoke and points on the NEC; Richmond / Newport News / Norfolk includes all trains between these locations and points on the NEC.



# Host Railroad Report - All-Stations and Customer OTP for February 2023

| Service                           | All-Stations OTP |                       | Customer OTP  |                       | Avg Mins Late per Late Rider** |                       |
|-----------------------------------|------------------|-----------------------|---------------|-----------------------|--------------------------------|-----------------------|
|                                   | Current Month    | Most Recent 12 Months | Current Month | Most Recent 12 Months | Current Month                  | Most Recent 12 Months |
| <b>Amtrak System</b>              | <b>79.2%</b>     | <b>75.2%</b>          | <b>80.6%</b>  | <b>74.5%</b>          | <b>61</b>                      | <b>63</b>             |
| <b>NEC Corridor Routes</b>        | <b>90.3%</b>     | <b>86.6%</b>          | <b>87.9%</b>  | <b>81.7%</b>          | <b>40</b>                      | <b>41</b>             |
| <b>Minimum Standard</b>           |                  |                       | <b>80.0%</b>  | <b>80.0%</b>          |                                |                       |
| Acela Express*                    | 90.4%            | 87.4%                 | 88.7%         | 84.0%                 | 27                             | 31                    |
| Keystone                          | 96.2%            | 96.2%                 | 94.7%         | 95.2%                 | 43                             | 39                    |
| Northeast Regional                | 88.0%            | 82.7%                 | 86.2%         | 78.0%                 | 43                             | 44                    |
| On Spine Northeast Regional       | 92.7%            | 87.1%                 | 91.0%         | 83.7%                 | 42                             | 42                    |
| Richmond / Newport News / Norfolk | 83.1%            | 78.3%                 | 80.8%         | 73.9%                 | 42                             | 45                    |
| Roanoke                           | 85.1%            | 73.1%                 | 84.6%         | 66.9%                 | 47                             | 48                    |
| Springfield Shuttles              | 92.4%            | 89.5%                 | 91.5%         | 88.2%                 | 35                             | 34                    |
| <b>Non-NEC Corridor Routes</b>    | <b>83.3%</b>     | <b>79.6%</b>          | <b>80.6%</b>  | <b>76.1%</b>          | <b>47</b>                      | <b>46</b>             |
| <b>Minimum Standard</b>           |                  |                       | <b>80.0%</b>  | <b>80.0%</b>          |                                |                       |
| Capitol Corridor                  | 91.5%            | 88.6%                 | 89.6%         | 84.2%                 | 29                             | 39                    |
| Carolinian                        | 71.9%            | 65.0%                 | 73.8%         | 63.0%                 | 47                             | 50                    |
| Cascades                          | 69.2%            | 65.1%                 | 59.6%         | 56.4%                 | 40                             | 45                    |
| Downeaster                        | 83.2%            | 88.0%                 | 75.9%         | 81.4%                 | 41                             | 35                    |
| Empire                            | 90.8%            | 84.7%                 | 90.8%         | 83.7%                 | 48                             | 45                    |
| Adirondack                        | 95.1%            | 90.6%                 | 94.8%         | 88.8%                 | 38                             | 97                    |
| Berkshire Flyer                   | 0.0%             | 57.8%                 | 0.0%          | 50.6%                 | 0                              | 41                    |
| Ethan Allen Express               | 89.5%            | 83.7%                 | 89.2%         | 79.1%                 | 42                             | 46                    |
| Maple Leaf                        | 82.3%            | 78.3%                 | 85.8%         | 79.5%                 | 52                             | 49                    |
| New York - Albany                 | 95.2%            | 92.6%                 | 92.4%         | 89.5%                 | 47                             | 42                    |
| New York - Niagara Falls          | 90.8%            | 80.6%                 | 90.7%         | 78.1%                 | 50                             | 46                    |
| Heartland Flyer                   | 61.6%            | 63.2%                 | 51.2%         | 55.5%                 | 43                             | 45                    |
| Hiawatha                          | 89.2%            | 93.3%                 | 82.0%         | 90.8%                 | 43                             | 36                    |
| Illinois                          | 81.3%            | 71.4%                 | 78.0%         | 68.3%                 | 60                             | 46                    |
| Carl Sandburg / Illinois Zephyr   | 81.5%            | 77.3%                 | 79.6%         | 77.3%                 | 39                             | 39                    |
| Illini / Saluki                   | 79.4%            | 61.1%                 | 75.5%         | 61.5%                 | 54                             | 43                    |
| Lincoln Service                   | 82.7%            | 72.3%                 | 79.5%         | 69.5%                 | 73                             | 49                    |
| Lincoln / Missouri                | 63.6%            | 48.8%                 | 60.9%         | 43.7%                 | 52                             | 64                    |
| Michigan                          | 73.8%            | 69.9%                 | 73.9%         | 68.2%                 | 51                             | 59                    |
| Blue Water                        | 74.5%            | 72.5%                 | 73.8%         | 69.1%                 | 45                             | 62                    |
| Pere Marquette                    | 91.8%            | 85.4%                 | 86.0%         | 79.3%                 | 104                            | 46                    |
| Wolverine                         | 71.3%            | 67.1%                 | 71.3%         | 65.3%                 | 47                             | 60                    |
| Missouri                          | 78.6%            | 62.5%                 | 74.2%         | 58.8%                 | 36                             | 58                    |
| Pacific Surfliner                 | 79.9%            | 81.2%                 | 80.3%         | 80.3%                 | 46                             | 39                    |
| Pennsylvanian                     | 86.8%            | 73.8%                 | 87.6%         | 74.1%                 | 28                             | 39                    |
| Piedmont                          | 81.4%            | 81.3%                 | 68.4%         | 73.0%                 | 62                             | 42                    |
| San Joaquins                      | 84.3%            | 77.8%                 | 83.5%         | 73.5%                 | 43                             | 44                    |
| Vermonteer                        | 88.3%            | 75.9%                 | 86.4%         | 78.0%                 | 68                             | 45                    |
| <b>Long-Distance Routes</b>       | <b>51.5%</b>     | <b>44.9%</b>          | <b>54.9%</b>  | <b>45.8%</b>          | <b>95</b>                      | <b>108</b>            |
| <b>Minimum Standard</b>           |                  |                       | <b>80.0%</b>  | <b>80.0%</b>          |                                |                       |
| Auto Train                        | 76.8%            | 57.5%                 | 67.8%         | 40.9%                 | 115                            | 119                   |
| California Zephyr                 | 23.7%            | 23.4%                 | 32.2%         | 23.1%                 | 116                            | 161                   |
| Capitol Ltd                       | 49.4%            | 49.2%                 | 62.7%         | 43.7%                 | 84                             | 86                    |
| Cardinal                          | 67.4%            | 48.6%                 | 64.3%         | 47.3%                 | 89                             | 72                    |
| City Of New Orleans               | 68.9%            | 55.0%                 | 76.0%         | 63.2%                 | 102                            | 83                    |
| Coast Starlight                   | 44.6%            | 50.8%                 | 45.1%         | 52.0%                 | 103                            | 86                    |
| Crescent                          | 59.1%            | 56.7%                 | 60.0%         | 58.3%                 | 67                             | 85                    |
| Empire Builder                    | 38.6%            | 44.0%                 | 44.0%         | 47.2%                 | 99                             | 140                   |
| Lake Shore Ltd                    | 80.8%            | 66.1%                 | 79.8%         | 65.1%                 | 72                             | 67                    |
| Palmetto                          | 68.9%            | 66.2%                 | 71.5%         | 69.3%                 | 64                             | 54                    |
| Silver Meteor                     | 59.4%            | 52.1%                 | 55.9%         | 56.6%                 | 68                             | 59                    |
| Silver Star                       | 42.4%            | 33.5%                 | 36.8%         | 27.9%                 | 77                             | 99                    |
| Southwest Chief                   | 44.9%            | 32.0%                 | 44.7%         | 26.9%                 | 120                            | 134                   |
| Sunset Ltd                        | 39.4%            | 17.0%                 | 47.7%         | 21.8%                 | 84                             | 155                   |
| Texas Eagle                       | 57.3%            | 43.7%                 | 63.1%         | 46.7%                 | 108                            | 102                   |

The numbers included in this document are preliminary and are for informational purposes only.

Northeast Regional: Roanoke includes all trains between Roanoke and points on the NEC; Richmond/Newport News/Norfolk includes all trains between these locations and points on the NEC.

\* Acela Express on-time performance target is 90.0%

\*\* Excludes on-time Customers



### Host Railroad Responsible Delays

| Code | Code Description             | Explanation  |
|------|------------------------------|--|
| CTI  | Commuter Train Interference  | Delays for meeting or following commuter trains  |
| DCS  | Signal Delays                | Signal failure or All Other signal delays, wayside defect-detector false-alarms, defective road crossing protection, efficiency tests, drawbridge stuck open |
| DMW  | Maintenance of Way           | Maintenance of Way delays including holds for track repairs or MW foreman to clear   |
| DSR  | Slow Order Delays            | Temporary slow orders, except heat or cold orders  |
| DTR  | Detour                       | Delays from detours  |
| FTI  | Freight Train Interference   | Delays from freight trains   |
| PTI  | Passenger Train Interference | Delays for meeting or following All Other passenger trains   |
| RTE  | Routing                      | Routing-dispatching delays including diversions, late track bulletins, etc.  |

### Amtrak Responsible Delays

| Code | Code Description       | Explanation  |
|------|------------------------|--|
| ADA  | Passenger Related      | All delays related to disabled passengers, wheel chair lifts, guide dogs, etc.                   |
| CAR  | Car Failure            | Mechanical failure on all types of cars  |
| CCR  | Cab Car Failure        | Mechanical failure on Cab Cars   |
| CON  | Hold for Connection    | Holding for connections from All Other trains or buses.  |
| ENG  | Locomotive Failure     | Mechanical failure on engines.   |
| HLD  | Passenger Related      | All delays related to passengers, checked-baggage, large groups, etc.                            |
| INJ  | Injury Delay           | Delay due to injured passengers or employees.  |
| ITI  | Initial Terminal Delay | Delay at initial terminal due to late arriving inbound trains causing late release of equipment. |
| OTH  | Miscellaneous Delays   | Lost-on-run, heavy trains, unable to make normal speed, etc.                                     |
| SVS  | Servicing              | All switching and servicing delays   |
| SYS  | Crew & System          | Delays related to crews including lateness, lone-engineer delays                                 |

### Third-Party Delays

| Code | Code Description     | Explanation   |
|------|----------------------|---|
| CUI  | Customs              | U.S. and Canadian customs delays; Immigration-related delays  |
| DBS  | Debris               | Debris strikes  |
| MBO  | Drawbridge Openings  | Movable bridge openings for marine traffic where no bridge failure is involved  |
| NOD  | Unused Recovery Time | Wait for departure time   |
| POL  | Police-Related       | Police/fire department holds on right-of-way or on-board trains   |
| TRS  | Trespassers          | Trespasser incidents including road crossing accidents, trespasser / animal strikes, vehicle stuck on track ahead, bridge strikes |
| WTR  | Weather-Related      | All weather-related delays including floods/washouts, earthquake-related delays, heat or cold orders, slippery rail due to leaves |

\*These delay codes are applicable to Off-NEC routes only.