


BUCKLE FOLDING MACHINE

T460



The T 460 for the size 46 x 66 cm – an absolute significance at small sizes


Model T 460/44
MS-Machine-Control.
Pile feeder F 460.
Hock-on belt delivery SE 460.



Mobile "X" knife folding unit with self-drive

Standard features provide the following:

- Greater flexibility by attaching either buckle folding units I or II.
- Improved efficiency from the new knife unit featuring continuously monitored height adjustment and inclination of the knife during production.
- Digital knife control including sheet monitoring and jam control.
- Centrally adjustable sheet stop.
- Tilting smoother bars with HIGH-SPEED wheels and ball holders.
- Quickly removable slitter shafts with plug bearings, 30 mm Ø.
- Adjustable paper thickness through MBO quick setting elements allow multi-purpose application.



Pile feeder (Standard)

New pile feeder, especially developed for this range of sheet size. Sensitive pile height control through micro-switch at the end of pile. Optimized sheet separation, in particular through the frontal air blast by air tube as well as two side blowers in connection with the micro-switch at the end of pile. Air support through maintenance-free turbo type air pump.



Pile feeder with feeder head VACUSTAR (Option)

The feeder head VACUSTAR for the pile feeder is optionally available. Good access for piling, additional front air blast through air tube over the entire machine width. Pile height control through proximity switch at suction wheel. Reliable sheet separation through feeder head VACUSTAR. Motorized height control by feeler bar aside the suckers.



Anti-static lattice-type alignment table

Sheet infeed is controlled by a suction wheel, while sheet alignment is controlled by the ball rail.



Main control panel
with raised MS Control

Micro-Processor Control MS

Main control panel with raised MS control. The microprocessor control MS simplifies and reduces set-up times. The sheet is measured without input of length, path or times and, depending on the sheet size, the suction length and the sheet gap are determined and adjusted.

Two sheet infeed systems are available:

- Photocell control
- Impulse control

An error display as well as a multi-functional batch counter are integrated into the control system. Through a linkage to the MBO DATAMANGER, it is possible to combine superior systems of operational- and set-up data. Through CIP 3-4 or JDF, for the integration into a digital workflow.



Buckle plates/Sheet deflectors

Stainless steel, non-marking buckle plates with fine adjustment for the sheet stop, and swing deflectors on the buckle plates.

One-man operation is possible due to the clamping levers being positioned at the operator's side.




Spiral fold rollers

MBO spiral fold rollers – the perfect solution for best grip and low noise. No marking on sensitive papers and prints. The inclusion of quality-built MBO fold roller quick-setting elements provides optimum operator-friendly operation.


Belt drive system

Extremely quiet running, maintenance-free and long life - the MBO belt drive system throughout the entire machine combines efficiency with quality. More than 100,000 units prove it.



Slitter shafts with plug bearings


30 mm Ø in all units. Allows various special devices such as gully cut, edge trim, etc. Time-saving make-ready as the slitter shafts are quickly removable through the plug bearings and may be adjusted to the paper thickness by the quick-setting elements.



Noise damping hoods (Option)

Twin-opening.

Utmost noise reduction, optimal access, easy and simple handling.




Hook-on stream delivery SE 460

With own drive and speed regulation.

Standard delivery at machine configuration "4" and "44".

Can only be used for this two configurations.



Mobile stream delivery A 45/1A

With own drive and speed regulation.

Standard delivery at machine configuration "4X" and "44X".


Can be used for all configurations.



Mobile stream delivery A56 (Option)

With own drive and speed regulation.

Can be used for all configurations.



TECHNICAL DATA

Standard equipment

- **MS machine control** including multi-functional batch counter
- Pile feeder **F 460** with front and lateral sheet aeration
- Sheet infeed by suction wheel
- Sheet alignment through ball rail
- **4 stainless steel** buckle plates with swing deflectors
- Belt drive system throughout the entire machine, low maintenance and low noise
- Spiral foldrollers coated with standard PU
- Stainless slitter shafts, quickly removable by plug bearings, 30 mm Ø
- Perforating, scoring and cutting devices for standard work
- Safety device above the slitter shafts, electrically locked
- Hook-on stream delivery SE 460, at machine configuration "4" and "44"
- Mobile stream delivery A 45/1A, at machine configuration "4X" and "44X"

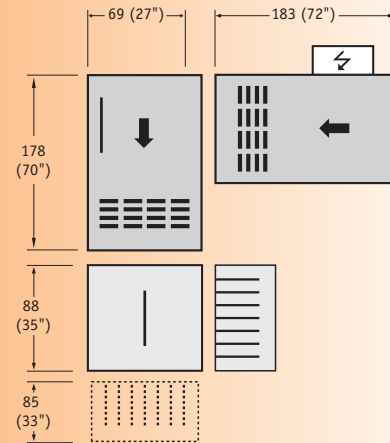
Additional equipment/Options

- Linkage to the **MBO DATAMANAGER**
- Electro-mechanical jam-up switch for folding unit I and II
- Feeder head **VACUSTAR** for pile feeder **F 460**
- Noise-damping hoods, twin-opening
- HHS gluing device
- Gatefold device with "X" knife unit, (only with 44X configuration)
- Mobile stream delivery A 45/1A, at machine configuration "4" and "44"
- Mobile stream delivery A 56
- Small sheet-size delivery KAS 30
- Gully cut device
- Edge trim device
- Multiple perforating device
- Punch perforating device

Drive / Speed

- AC motor with electronic control, 45-180 mtrs./mte. (1800 – 7000 inch/mte.)

Floor plan T 460 / 44X
Measures in cm (inches)



Sizes

Feeder F460

min.	10.5 x 10.5 cm (4 1/8 x 4 1/8")
min with VACUSTAR	10.5 x 15.0 cm (4 1/8 x 6")
max.	46.0 x 66.0 cm (18 x 26")

Working widths

Folding unit I	46.0 cm (18")
Folding unit II	46.0 cm (18")
Folding unit X	46.0 cm (18")

Number of buckle plates

Folding unit I	4 buckle plates
Folding unit II	4 buckle plates

Minimum folding length

3,2 cm (1 3/8")

Maximum folding length

Folding unit I	
· Buckle plate 1 and 2	46.0 cm (18")
· Buckle plate 3 and 4	34.5 cm (13 1/2")
Folding unit II	
· Buckle plate 1-4	34.5 cm (13 1/2")



MBO Binder GmbH & Co. KG
Grabenstrasse 4-6 · D-71570 Oppenweiler · Germany
Tel.: +49 (0) 71 91-46 0 · Fax: +49 (0) 71 91-46 34
info@mbo-folder.com · www.mbo-folder.com



HERZOG + HEYMANN GmbH + Co. KG
Dunlopstrasse 45 + 47 · D-33689 Bielefeld · Germany
Tel.: +49 (0) 52 05-75 09-0 · Fax: +49 (0) 52 05-75 09-20
info@herzog-heyman.com · www.herzog-heyman.com

MBO Binder –
Máquinas Gráficas, S. A.
Apartado 5093 · 4456-951 Perafita · Portugal
Tel.: (+351) 22-998 22 00 · Fax (+351) 22-998 22 01