

BRICKFORM

A Division of Solomon Colors, Inc.

LENZ.

*Lenz Custom Concrete, LLP
18319 Ustick Road
Caldwell, ID 83607
Phone: (208) 989-6119
BoiseCustomConcrete.com*

You can DIY concrete patio and learn how to make a slab in your backyard. Complete instructions, steps, forms, and stamps, plus easy patio ideas. [Click here and read How To Pour Concrete Slab](#)



Find a Local Distributor

1-800-483-9628

8:00 AM to 5:00 PM

Monday-Friday

Technical Service

1-800-483-9628

More Information Online

www.brickform.com

www.solomoncolors.com



Table of Contents

- Why Buy Brickform?..... 4**
- Texturing Products5-26**
 - Seamless Texture Skins5-9
 - Paladiano Texture Mats.....10-13
 - Contractors Choice Texture Mats 14
 - Stone Texture Mats15-17
 - Slate Texture Mats.....18-20
 - Tile Texture Mats 20
 - Brick Texture Mats..... 21
 - Wood Texture Mats22-23
 - Creative Images Texture Mats 24-26
 - Ultra-Liners..... 27
 - Step-Liners.....28-29
 - Quick-Strip Joint Tool..... 29
 - Texturing Accessories 30
- Coloring Products31-42**
 - Standard Color Guide32-33
 - Sample Color Options**
 - **Center Fold-Out**
 - Color Hardener 34
 - Antique Release 35
 - Antique-It..... 36
 - Cem-Coat..... 36
 - FreestylePRO 37
 - Liquid Color..... 38
 - Color Wax..... 38
 - Powdered Color 39
 - Blush-Tone Acid Stain 40
 - E-Stain..... 41
 - ARTesian Stain 42
- Polishing Products43-45**
 - Pro-Dye 43
 - Lythic Densifier 44
 - Lythic XL Densifier..... 44
 - Lythic Protector 45
 - Lythic SPD Protector..... 45
 - Lythic Cleaner..... 45
- Paper Stencils.....46-47**
- Resurfacing Products48-50**
 - Triple Seven Bond Coat 48
 - Stampable Overlay 48
 - Micro-Topping 49
 - SM Professional Grade 49
 - Overlay Liquid Colorant..... 49
 - Turtle Set 49
 - Vertical Mix..... 50
- Sealers.....51-53**
 - UreMax WB 51
 - Poly-Astic 51
 - DecoPoxy..... 51
 - Stealth-Seal..... 51
 - Stealth-Seal Premium 51
 - Gem Cure and Seal 52
 - Satin Cure and Seal..... 52
 - Gem-Seal 52
 - Poly-Seal 52
 - Safety-Seal..... 52
 - Satin-Seal..... 52
 - Tinta' Seal..... 53
 - Traction Grip..... 53
 - Matte-Magic..... 53
 - Strip-It 53
 - Sealer Properties Checklist 54
- Finishing Aids.....55-57**
 - Surface Deactivator..... 55
 - Day1 56
 - Neutra Clean 56
 - Liquid Release..... 57
- Maintenance Products..... 57**
 - Premium Acrylic Floor Finish..... 57
 - E-Etch..... 57
- Systems Approach to**
- Decorative Concrete58-59**
- Made-to-Order Tools.....60-62**
- Seamless Texture Skin**
- Order Form 63**

The Complete BRICKFORM System

Architectural concrete has become one of the most popular ways to color and texture concrete, costing significantly less than many natural materials. BRICKFORM offers a complete range of systems that seamlessly work together to resurface and restore aging concrete or create entirely new colored and textured hardscapes. Systems include stencils, cementitious coatings, a wide variety of coloring products, imprinting tools, companion accessories, and an extensive line of sealing and maintenance products.

Great products, however, are only part of a successful project. Knowledgeable specifiers and skilled installers are key ingredients. That is why BRICKFORM is affiliated with AIA and ASLA. We have developed accredited presentations so that architects will have a more in-depth knowledge of decorative concrete. BRICKFORM supports hands-on training and demonstrations across the nation, where installers are presented with the latest in products and techniques. In order to ensure the highest quality customer service, our Area Managers also participate in these training sessions.


Contact your local representative or our friendly and knowledgeable Customer Service Department to find out how BRICKFORM's products give you the concrete advantage.

Why Buy BRICKFORM? Fast, Friendly, Expert Service

Experts are available to answer questions about our products and how they work as a system. Our Customer Service Department can help you to find a distributor in your area. Our Technical Support Team can answer application and installation questions. Call today for more information.

Account Managers

Exceptional customer service is our goal. BRICKFORM strives to exceed expectations by resolving issues on the first call. We have dedicated, knowledgeable Account Managers to help make your project a success from start to finish.



Technical Support

Have a technical or jobsite question? Contact a BRICKFORM Technical Support Representative or Account Manager for more information at 1-800-483-9628.

At BRICKFORM, we want to make sure you have the support you need. We are devoted to providing the most comprehensive information and education to architects, distributors, contractors, and installers. BRICKFORM works with dealers nationwide to sponsor hands-on demonstrations where installers are presented with the latest in products and techniques.

Technical information, tips, and color charts are all available on our website. Up-to-the-minute schedules of our latest product demos are posted. We participate in many local and international trade shows where we showcase new products, instructional videos, and demonstrations for attendees.

Our technical specialists are only a phone call away and are trained to answer your questions. Area Managers are also available for jobsite consultations.

Shipping & Traffic

Once you have placed your order, the BRICKFORM team of logistics specialists take over to ensure that your order is packaged and shipped. These experienced professionals ship your order in the fastest, most economical way possible. You may also choose your own trucking company or company truck for your shipment.

Product Knowledge

BRICKFORM understands your desire to know how our systems work. Our Area Managers can arrange accredited architectural presentations or product knowledge meetings.

Nationwide Sales Support

The BRICKFORM Area Manager provides ongoing superior service. BRICKFORM understands the meaning of quality support, so we have chosen Area Managers with the background, knowledge, and expertise to answer your questions quickly and correctly. Contact Customer Service at 1-800-483-9628 for the name and contact information for your local Area Manager.

Find a Contractor/Installer

Need help getting started on your dream project? Call 1-800-483-9628 to be referred to a BRICKFORM distributor near you. Ask your local distributor to recommend a contractor who specializes in using BRICKFORM decorative concrete products.

Training

BRICKFORM supports hands-on training and demonstrations across the nation, where installers are presented with the latest in product knowledge and techniques. In order to ensure the highest quality customer service, our Area Managers participate in these training sessions.



Engineered Texturing Systems

The BRICKFORM system of Texture Mats has introduced a whole new level of creative expression to decorative concrete. Precision engineered tools make possible a high degree of controlled creativity, making it possible to mimic and even enhance the look and feel of natural stone and many other surfaces. Anything from finely tooled slate to perfectly set cobbles, BRICKFORM has the tools to make it happen, with absolute control.

Largest Selection and Best Value


Pattern

BRICKFORM manufactures the world's largest selection. Over 175 patterns, in stone, slate, brick, and even wood textures are available.

Texture

Over 30 textures have been designed to recreate the look and feel of natural materials. All tools, including random fieldstone, coarse wire-cut brick, heavily textured stone, and Mexican tile, are created with strict attention to detail.

Precision and Durability



The resilient material used to create each texture is designed to retain pattern "memory." Consistent, well-defined, uniform texture is transferred, in every detail, onto the concrete surface imprint after imprint.



Our company is dedicated to the precise and unsurpassed consistency of each and every texturing tool. Strict standards are maintained so every tool is tight-fitting, reducing pattern lines and unsightly ridges.



Each tool is crafted from a high-quality polyurethane material that is flexible, yet retains high-tear strength. Sturdy handles are carefully placed according to tool-weight distribution to improve balance and maneuverability.

Disclaimer - All measurements are nominal. Skin and texture mat measurements are based on the Brickform mold size. Urethane has a natural tendency to shrink or expand, depending on environmental factors. This does not affect how the mats fit together.


Seamless Texture Skins

Standard-Flexible

Brickform Seamless Skins are made with a unique feathered edge that allows for a seamless texture with no start or stop point. Brickform Texture skins are available in 3 styles:


- **Ultra-Flexible**, for tight angles or rounded surfaces
- **Classic Flex**, an all-purpose use skin flexible enough to work around obstacles, yet stiff enough for the whole job
- **Standard Flex**, which is rigid enough to get on the slab at the optimum time

Mix and match or just chose one. Brickform has a skin that fits every need.




*60"x60" available in Limestone, Rough Stone, Heavy Stone, Sierra Seamless, and Desert Slate only

See page 50 for Vertical Mix skins and tools.



Seamless Skins

BRICKFORM Seamless Skins™ are feathered-edged skins that produce continuous texture with no grout or joint lines. BRICKFORM texture skins are available in ultra-flexible, classic flex, and standard flex materials, all designed with unsurpassed quality. Seamless skins are compatible with BRICKFORM Stampable Overlay.



Casa Rubia (Y) **NEW**

A unique hand chiseled texture that yields a thatch-like appearance. Great for pool decks.


Texture skins are shown as color photographs to suggest the wide variety of finishes possible.

See page 63 for ordering information.



Blue Stone Texture (A)

A natural stone surface with a sandy texture that includes clefts, which leave a layered appearance.




Limestone Texture (B)

A natural stone surface, similar to Veronica Stone, but with a finer texture.




Rough Stone Texture (C)

A natural stone texture characterized by a continuous coarse surface with several distinguishing veins.




Heavy Stone Texture (D)

A rough, natural stone surface containing chips, fractures, pockmarks and veins.




Sanded Slate Texture (E)

Similar to our slate texture with the addition of a lightly sanded appearance across the entire texture field.



Renaissance Slate Texture (F)

A natural, stone surface with a slight sandstone texture that includes various veins, typically running in a similar direction.



Chiseled Slate Texture (G)

A naturally laminated stone texture, split along parallel planes, hand-tooled to create a chipped, fragmented look.




Roman Slate Texture (H)

A slate stone surface that utilizes dips, ridges and veins to create a continuously changing texture across the entire surface.



Yucatan Texture (J)

A stone surface consisting of deep chips, pits and fractures creating a continuously undulating texture.




Sierra Seamless Texture (K)

A natural stone texture with an ocean-worn surface that combines rough, heavy, stone appearance with water-washed ridges, veins and clefts.




Rocky Mountain Stone Texture (L)

A natural stone surface that incorporates a rough, uneven texture with naturally etched veins and ridges.



Smooth Slate Texture (O)

A naturally laminated stone texture, split along parallel planes, creating an uneven surface that incorporates various veins and ridges.



Desert Slate Texture (P)

A simulated slate texture that combines numerous clefts and irregular surfaces to create the ideal concrete impressions.



Elk Mountain Texture (Q)

A consistent light stone texture, making it appealing for indoor and outdoor applications.





Elk Mountain Texture (veined) (R)

A light stone texture with well placed fractures, making it appealing for indoor and outdoor applications.



Regal Ashlar Slate (S)

A robust texture, with constantly changing ridges brings a majestic and noble look to any surface.



Cracked Mud (T)

A bold and daring, natural earth texture with a surface that looks and feels real.




Lunar Rock (U)

An out of this world look that will transform any hardscape. The surface boasts a meteor shower of texture with a variety of impacted stones.



Super Slate (V)

A blended slate pattern with enhanced highlights.



Sidewalk Stone (W)

A rustic blend of soft and strong textures, giving a traditional feel to any surface.



Riviera Texture (X)

A naturally laminated stone texture, split along parallel planes, creating an uneven surface that incorporates various veins and ridges.

Paladiano Texture Mats by Bob Harris


These speciality tools are cast from natural stones in historical regions with authentic textures and shapes that are pleasing to the eye from all angles. England, Italy, Bulgaria, Greece, Cyprus and France are the locations which inspired the “Wonders of the World” stamping tool line.



YORKSHIRE COBBLE




York was, for many years, the heart of England. When troubled times fell upon London, kings and queens would retreat back to York, safe behind fortified walls. York Cathedral stands in the center of the cobbled streets that inspired Paladiano to recreate these 13th century cobblestones.



PD-105




PD-100



PD-125



PD-115



PD-120




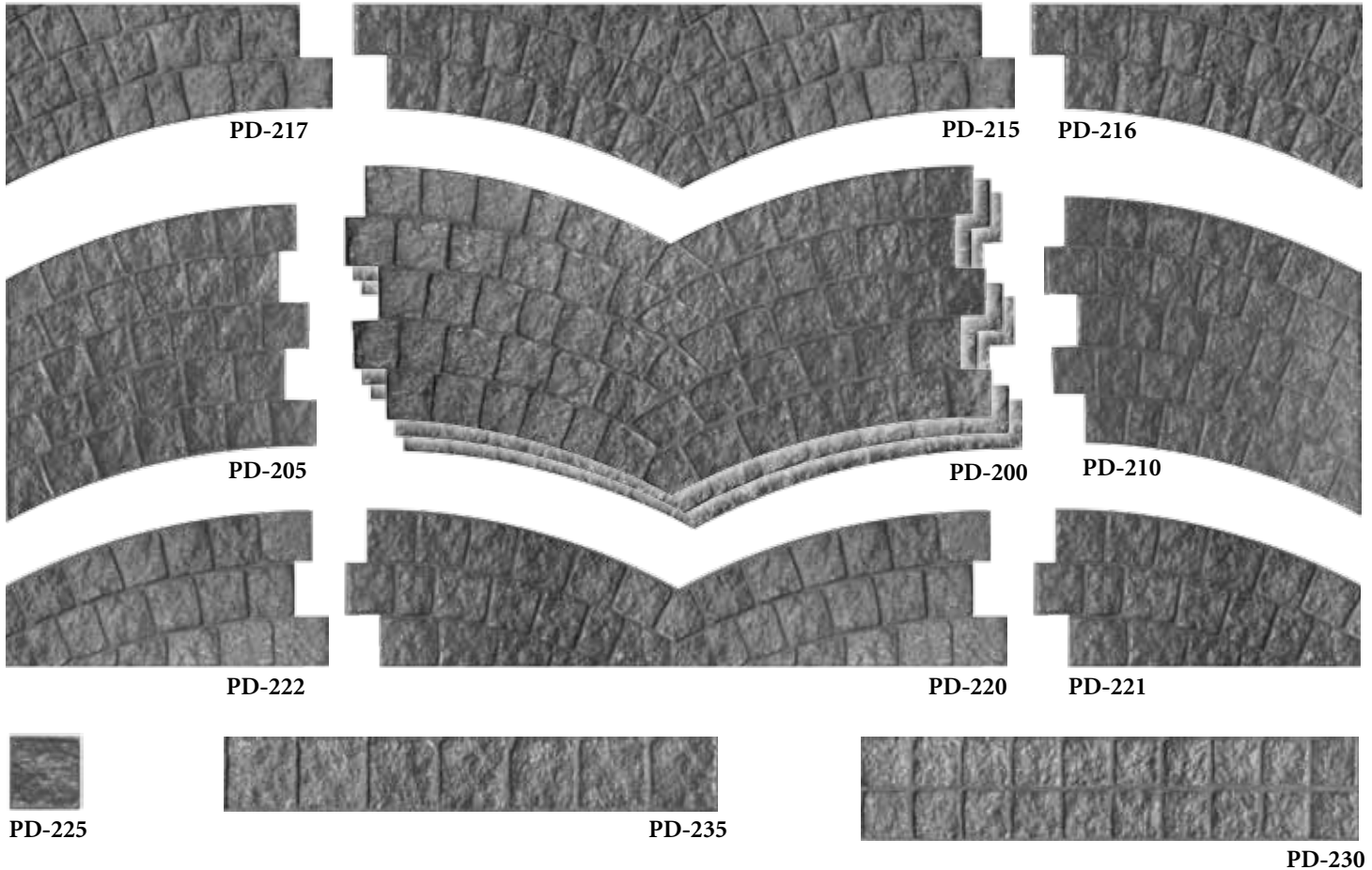
PD-110

Part #	YORKSHIRE COBBLE	Size	Weight	# per set
PD-100	Full tools	59" x 23.5"	22 lbs	6
PD-105	Left	29.5" x 23.75"	11 lbs	2
PD-110	Single Stone	8.5" x 4.75"	1 lb	3
PD-115	Double Row Border	43.5" x 9.5"	9 lbs	1
PD-120	Soldier Course Border	41.5" x 8"	7 lbs	1
PD-125	2x2 skin	24" x 24"	4 lbs	1
PD-130	1x1 skin	12" x 12"	1 lb	1
PD-100F	Full Floppy	59" x 23.5"	16 lbs	1
FM-6570	Touch-up wheel			1

PD-100S	Full set YORKSHIRE COBBLE with Instructional DVD	17
---------	--	----

Pavimento of Paris

Paris, France is one of the most inspiring places for architecture. The Paladiano team recognized the abundance of granite sets positioned in a repetitive fish scale design. These quarried granite sets had been dressed and hand placed by what can only be described as paving artisans. It was an engineering challenge to reproduce the streetscapes of Paris.




PD-240

Part #	PAVIMENTO OF PARIS	Size	Weight	# per set
PD-200	Full tool	50.5" x 25"	20 lbs	6
PD-205	Left Hand	25.25" x 25"	10 lbs	1
PD-210	Right Hand	25.25" x 25"	10 lbs	1
PD-215	Top Half	50.25" x 12"	10 lbs	1
PD-217	Top Half Left	25.125" x 12"	5 lbs	1
PD-216	Top Half Right	25.125" x 12"	5 lbs	1
PD-220	Bottom Half	50.25" x 13.675"	10 lbs	1
PD-222	Bottom Half Left	25.125" x 13.675"	5 lbs	1
PD-221	Bottom Half Right	25.125" x 13.675"	5 lbs	1
PD-225	Single Stone	3.875" x 3.675"	1 lb	3
PD-230	Stacked Bond	42.25" x 8.5"	8 lbs	1
PD-235	Granite Cobble	43.5" x 6.25"	6 lbs	1
PD-240	2x2 skin	24" x 24"	4 lbs	1
PD-245	1x1 skin	12" x 12"	1 lb	1
PD-200F	Full Floppy	50.5" x 25"	14 lbs	1
FM-6540	Touch-up wheel			1
PD-200S	Full set PAVIMENTO OF PARIS with Instructional DVD			23

Rotating Venetian Marble

Founded more than 1,500 years ago on 117 different islands, Venice, Italy is linked by a series of over 150 canals, 400 bridges and many ancient pavements.

Travertine and marble streets and sidewalks, cut with precision, were then placed by skilled masons. The original stones were unfinished, but hundreds of years of floods and use have naturally honed and smoothed the marble and granite.




Part #	ROTATING VENETIAN MARBLE	Size	Weight	# per set
PD-500	Full tool	53.75" x 53.75"	30 lbs	6
PD-505	Half Tool	53.75" x 26.875"	20 lbs	2
PD-510	1/4 Tool	35.875" x 17.75"	10 lbs	2
PD-515	2x2 skin	24" x 24"	4 lbs	2
PD-520	1x1 skin	12" x 12"	1 lb	1
PD-500F	Full Floppy	53.75" x 53.75"	25 lbs	1
PD-500S	Full set ROTATING VENETIAN MARBLE with Instructional DVD			15


Hammered Sofia Stone

For over 7000 years Sofia, Bulgaria has been a meeting place of the four directions of the world, making Sofia one of the oldest settlements in Europe.

Plazas, town squares and winding streets made from granite and limestone are finished with Bush Hammered texture. A bush-hammered finish is one with a rough uniformly patterned surface produced by an impact tool with a smooth border around each stone, creating a prestige look.




Part #	HAMMERED SOFIA STONE	Size	Weight	# per set
PD-300	Full tool	47.875" x 23.875"	18 lbs	8
PD-305	Single Stone	23.875" x 12"	6 lbs	2
PD-310	Joint tools	assorted	1 lb	3
PD-315	2x2 skin	24" x 24"	2 lbs	1
PD-320	1x1 skin	12" x 12"	1 lb	1
PD-300F	Full Floppy	47.875" x 23.875"	12 lbs	1
PD-300S	Full set HAMMERED SOFIA STONE with Instructional DVD			16




Stones of Athens

The ancient city of Athens, Greece, crowned with marble temples such as the Parthenon and the Acropolis, stands the test of time with millions of visitors walking the old streets of Athens.

A variety of different stones helped create Athens Stone, with one of most intricate tools using over 14 combined textures: limestone, marble and granite are all used next to each other, detailing the fine craftsmanship of ancient Greece.



PD-400




PD-405

Part #	STONES OF ATHENS	Size	Weight	# per set
PD-400	Full tool	47.75" x 23.875"	24 lbs	8
PD-405	2x2 skin	24" x 24"	4 lbs	3
PD-410	1x1 skin	12" x 12"	1 lb	1
PD-400F	Full Floppy	47.75" x 23.875"	17 lbs	2
FM-6570	Touch-up wheel			1
PD-400S	Full set STONES OF ATHENS with Instructional DVD			15


Fractured Cyprus slate

Cyprus, a small island with a large history, is surrounded by the Mediterranean Sea, soft sand and heavy slate hardscapes.

The natural paving material is a hardened slate found deep underground. Heavy in texture but difficult to shape, the joints have a fractured split edge.



PD-600



PD-605

Part #	FRACTURED CYPRUS SLATE	Size	Weight	# per set
PD-600	Full tool	41.875" x 41.875"	33 lbs	8
PD-605	2x2 skin	24" x 24"	4 lbs	2
PD-610	1x1 skin	12" x 12"	1 lb	1
PD-600F	Full Floppy	41.875" x 41.875"	20 lbs	1
FM-6520	Touch-up wheel			1
PD-600S	Full set FRACTURED CYPRUS SLATE with Instructional DVD			13



Contractor's Choice Texture Mats

Brickform recognized contractor feedback with the introduction of our Contractor's Choice line comprised of everyone's favorite textures. Contractors Choice is a professional line of tools that are tough, slim, sleek and firm for a great feel on and off the slab. These new tools are both economically and ecologically friendly, emphasizing quality and dependability.



European Fan, EF-650 S/O

26" x 46" (66.04 x 116.84 cm)

Black A

An elegant European fan pattern, consisting of slightly curved rectangular slate stones

Matching skin/touch-up wheel: Smooth Slate/TW-2



Random Stone, EF-700

29.125" x 29.125"

(73.97 x 73.97 cm)

Black A, B, C

Heavily textured random fieldstones

Matching skin/touch-up wheel: Rough Stone/TW-2



36" Ashlar Cut Slate, EF-3120 S/O


Without Insert

36" x 36" (91.44 x 91.44 cm)

Black A, B, C

Stones with a slate surface, in an Ashlar pattern

Matching skin/touch-up wheel: Smooth Slate/TW-5



London Cobble, EF-540 S/O

17" x 29.75" (43.18 x 75.56 cm)

Black A

A traditional lightly textured cobblestone pattern

Matching skin/touch-up wheel: Smooth Slate/TW-1




Large Ashlar Cut Slate, EF-3150 S/O

28" x 28" (71.12 x 71.12 cm)

Black A, B, C

Similar to Ashlar Cut Slate but the overall size is larger, with a softer texture

Matching skin/touch-up wheel: Smooth Slate/TW-5



Herringbone Used Brick

EF-5000 S/O

32" x 36" (81.28 x 91.44 cm)

Black A

A weatherworn brick surface with an uneven texture and rounded broken edges

Matching touch-up wheel: TW-4



Running Bond Used Brick

EF-5100 S/O

16" x 36.5" (40.64 x 92.71 cm)

Black A

Used bricks laid end-to-end, with sandy joints

Matching touch-up wheel: TW-4




Running Bond New Brick, EF-5150 S/O

24" x 36.5" (60.96 x 92.71 cm) Black A

A running bond pattern with smooth joints

Matching touch-up wheel: TW-6




6" x 6" Edinburgh Cobble, EF-520

26" x 36" (66.04 x 91.44 cm)

Black A

A rugged weathered cobblestone pattern

Matching touch-up wheel: TW-7



Ashlar Cut Slate, EF-3125 S/O

23.125" x 23.125"

(58.74 x 58.74 cm)

Black A, B, C

A naturally laminated stone texture split along parallel planes, hand-tooled to create a more pronounced chipped fragmented texture with small deep joints

Matching skin/touch-up wheel: Smooth Slate/TW-1


Contractors Choice EF tools cannot be used in conjunction with rigid FM tools. Floppy tools are acceptable to use with EF only.

Stone Texture Mats

Whether you want the look of granite, blue stone, old English cobblestone, Mexican tile, or pavers, BRICKFORM offers an array of texture mats that simulate a broad range of natural stone materials. Achieving these beautiful results with BRICKFORM precision tools is often more affordable and easier than it is with natural materials. BRICKFORM has a stone texture tool ready to complement any design theme from an Italian Villa to an English Country Garden.



6" x 6" Granite Sets, FM-250 S/O
 24" x 24" (60.96 x 60.96 cm) Blue
Rough Stone texture with a hand-chiseled edge
 Matching skin/touch-up wheel: Rough Stone/TW-1



12" x 12" Cut Stone, FM-300 S/O
 24" x 24" (60.96 x 60.96 cm) Red
A rough natural stone, hand-tooled to create a chipped and fragmented texture
 Matching skin/touch-up wheel: Smooth Slate/TW-1




Windsor Cobble, FM-500 S/O
 22.75" x 29.75" (57.78 x 75.56 cm) Blue
A traditional cobblestone pattern with wider joints
 Matching skin/touch-up wheel: Smooth Slate/TW-2




6" x 6" Edinburgh Cobble, FM-520
 26" x 36" (66.04 x 91.44 cm) Yellow
A rugged weathered cobblestone pattern
 Matching touch-up wheel: TW-7



Rough Cut Ashlar, FM-100 S/O
 24" x 24" (60.96 x 60.96 cm)
 Red, Yellow and Blue
Rough hand-tooled stones arranged in an Ashlar pattern
 Matching skin/touch-up wheel: Rough Stone/TW-2



Australian Ashlar Cut Stone FM-150 S/O
 23.25" x 23.25" (59.05 x 59.05 cm)
 Red, Yellow and Blue
A coarse rugged Blue Stone set in an Ashlar pattern
 Matching touch-up wheel: TW-1



4" x 4" Slate Sets, FM-200 S/O
 24" x 24" (60.96 x 60.96 cm) Red
Slate texture with a hand-chiseled edge
 Matching skin/touch-up wheel: Smooth Slate/TW-1

S/O – compatible with Stampable Overlay




London Cobble, FM-540 S/O

17" x 29.75" (43.18 x 75.56 cm) Blue
 A traditional lightly textured cobblestone pattern
 Matching skin/touch-up wheel: Slate/TW-1


London Cobble Strip, FM-560 S/O

5.75" x 28.625" (14.605 x 72.71 cm) Blue
 A lightly textured cobblestone pattern in a single strip



Cheshire Cobble (Smooth Grout), FM-525

20.5" x 46" (52.07 x 116.84 cm) Red
 A traditional cobblestone pattern with smooth, ungrouted joints
 Matching touch-up wheel: TW-1



Large Cobble, FM-580

28.125" x 33.375" (71.43 x 84.77 cm)
 Blue
 Larger rough-cut cobblestones
 Matching skin/touch-up wheel: Smooth Slate/TW-1



Random Stone, FM-700

29.125" x 29.125" (73.97 x 73.97 cm) Red, Yellow and Blue
 Heavily textured random fieldstones
 Matching skin/touch-up wheel: Rough Stone/TW-2




Large Random Stone, FM-750

36" x 36" (91.44 x 91.44 cm) Yellow and Blue
 Similar to Random Stone but 40% larger
 Matching skin/touch-up wheel: Rough Stone/TW-7



Patio Stone, FM-1295 S/O

36.5" x 36.5" (92.71 x 92.71 cm) Red
 A roughly textured arrangement of random stones



24" x 24" Yucatan Stone, FM-1100 S/O

24" x 24" (60.96 x 60.96 cm) Blue
 A single square of rough Yucatan stone texture
 Matching skin/touch-up wheel: Yucatan/TW-5



4" x 8" Cut Stone Border, FM-1225

8.375" x 33.5" (21.27 x 85.09 cm) Red
 A border of slate rectangles laid side-by-side
 Matching skin/touch-up wheel: Smooth Slate/TW-3



Also Available: Cut Stone Single Brick, FM-1284, 4" x 8"



English Field Stone, FM-1350

18" x 39.75"
 (45.72 x 100.965 cm) Red
 A natural arrangement of river rock,
 emulating the look of smooth English fieldstones
 Matching touch-up wheel: TW-6



Roman Cobble, FM-1465

48" x 24" (121.9 x 61cm)
 Blue and Yellow
 A historic reproduction of cobbles that
 have a variety of stone shapes for old world appeal.
 Matching skin/touch-up wheel: Rough Stone/TW-6



European Fan, FM-650 S/O


26" x 46" (66.04 x 116.84 cm) Blue
 An elegant European fan pattern, consisting of
 slightly curved rectangular slate stones
 Matching skin/touch-up wheel: Smooth Slate/TW-2



Tuscany Stone, FM-1775

28" x 40" (71.12 x 101.60 cm)
 Red, Yellow and Blue
 A large tool with a stone texture and
 interlocking joints on all four sides
 Matching skin/touch-up wheel: Rough Stone/TW-5
Also Available: Tuscany Border, FM-1785, 48" x 12"

S/O – compatible with Stampable Overlay



Radius Tool


Matching skin/touch-up wheel:
 Smooth Slate/TW-5

**Cobble Stone Radius Tool - E
 FM-1685 S/O**

(Diameter - 286 3/4")
 36" x 24" (68.58 x 60.96 cm)
 Red
 64 mats needed to complete full circle

**Cobble Stone
 Radius Tool - D
 FM-1675 S/O**

(Diameter - 214 3/4")
 24" x 37" (60.96 x 93.98 cm)
 Blue - 32 mats needed to complete
 full circle




**Cobble Stone Radius Tool - C
 FM-1665 S/O**

(Diameter - 167 1/4")
 30" x 30" (76.2 x 76.2 cm)
 Yellow
 16 mats needed to complete full circle

**Cobble Stone Radius Tool - B
 FM-1655 S/O**

(Diameter - 107 3/4")
 23" x 43" (58.42 x 109.22 cm)
 Blue
 8 mats needed to complete full circle



**Cobble Stone Radius Tool - A
 FM-1605 S/O**

(Diameter - 59 3/4")
 30" x 31" (76.2 x 78.74 cm)
 Yellow
 4 mats needed to complete full circle



COMING SOON!



Maelstrom Medallion

(Diameter - 59 3/4")
 30" x 31" (76.2 x 78.74 cm)



Floral Medallion

(Diameter - 59 3/4")
 30" x 31" (76.2 x 78.74 cm)

Slate Texture Mats

Slate is a sleek, metamorphic rock with fine veining patterns. The grain pattern of slate makes it a common resource for tile flooring because it is easily split into thin sheets. BRICKFORM slate texture tools recreate the elegant, clean design of slate without the expense and hassle of installing fragile natural stones. BRICKFORM Ashlar texture mats reflect the handcrafted, intricately-fitting stones of historic Ashlar configurations.



36" Ashlar Cut Slate, FM-3120 S/O
 36" x 36" (91.44 x 91.44 cm)
 Red, Yellow and Blue
Stones with a slate surface, in an Ashlar pattern
 Matching skin/touch-up wheel: Smooth Slate/TW-5



Ashlar Cut Slate, FM-3125 S/O
 23.125" x 23.125" (58.74 x 58.74 cm)
 Red, Yellow and Blue
A naturally laminated stone texture split along parallel planes, hand-tooled to create a more pronounced chipped fragmented texture with small deep joints
 Matching skin/touch-up wheel: Smooth Slate/TW-1



Aidan Ashlar, FM-3130 S/O
 23.125" x 23.125" (58.74 x 58.74 cm)
 Red, Yellow and Blue
Similar to the Ashlar Cut Slate but with broad shallow joints
 Matching skin/touch-up wheel: Smooth Slate/TW-5



Large Ashlar Cut Slate FM-3150 S/O
 28" x 28" (71.12 x 71.12 cm)
 Red, Yellow and Blue
Similar to Ashlar Cut Slate but the overall size is larger, with a softer texture
 Matching skin/touch-up wheel: Smooth Slate/TW-5



24" x 24" Slate Texture, FM-3200 S/O
 24" x 24" (60.96 x 60.96 cm)
 Red, Yellow and Blue
One complete stone with hand-tooled slate texture
 Matching skin/touch-up wheel: Smooth Slate/TW-5



12" x 12" Slate, FM-3250 S/O

24" x 24" (60.96 x 60.96 cm) Blue

Slate tiles laid in a parallel pattern

Matching skin/touch-up wheel: Smooth Slate/TW-5



12" x 12" Slate Border

FM-3300 S/O

12" x 48"

(30.48 x 121.92 cm) Red

A border of four 12" slate squares in a row

Matching skin/touch-up wheel: Smooth Slate/TW-5



California Weave, FM-3500 S/O

24" x 24" (60.96 x 60.96 cm) Red

Slate bricks form a woven pattern around a slate square.

Matching skin/touch-up wheel: Smooth Slate/TW-5



Slate with Diamond Inset

FM-3350 S/O

24" x 48" (60.96 x 121.92 cm)

Blue

An elegant arrangement of Italian slate, with diamond-shaped insets for added detail

Matching skin/touch-up wheel: Smooth Slate/TW-5



Walkway Slate, FM-3400 S/O

18" x 36" (45.72 x 91.44 cm)

*Red, Yellow and Blue

*Stone sizes vary

Square and rectangular slate tiles, of various sizes, set in parallel rows.

Matching skin/touch-up wheel: Smooth Slate/TW-5



Herringbone Slate, FM-3550 S/O

32" x 40" (81.28 x 101.6 cm) Blue

A classic herringbone pattern of slate stones laid at right angles to each other

Matching skin/touch-up wheel: Smooth Slate/TW-5






New England Basket Weave
FM-3600 S/O
 24" x 36" (60.96 x 91.44 cm) Blue
Hand-tooled slate in a basket weave pattern
 Matching skin/touch-up wheel: Smooth Slate/TW-5



Regal Ashlar (Blue Stone)
FM-3650 S/O
 36" x 36" (91.44 x 91.44 cm)
 Red, Yellow, and Blue
Blue stone textured tiles, with worn beveled edges, arranged in an ashlar pattern
 Matching skin/touch-up wheel: Regal Ashlar Slate (approx)/TW-5



Grand Ashlar, FM-3675
 36" x 36" (91.44 x 91.44 cm)
 Red, Yellow and Blue
Stones of various shapes and sizes laid in an Ashlar pattern, with a slate texture
 Matching touch-up wheel: TW-5

Tile Texture Mats



Santa Barbara Tile, FM-7025 S/O
 30.75" x 30.75" (78.1 x 78.1 cm)
 Red
Slate textured octagons and rosette squares laid out in a unique, highly decorative pattern
 Matching touch-up wheel: TW-4



Octagon Tile, FM-7100 S/O
 37.5" x 37.5" (95.25 x 95.25 cm)
 Blue
A blue stone texture laid out in a highly decorative pattern
 Matching skin/touch-up wheel: Blue stone/TW-2



Chateau Ashlar, FM-7450
 36" x 36" (91.44 x 91.44 cm)
 Red, Yellow and Blue
A smooth and elegant Ashlar pattern consisting of rounded stones with sandy joints
 Matching touch-up wheel: TW-7

Brick Texture Mats



Herringbone Used Brick FM-5000 S/O

32" x 36" (81.28 x 91.44 cm) Red
A weatherworn brick surface with an uneven texture and rounded broken edges
Matching skin/touch-up wheel: Used Brick/TW-4



Herringbone New Brick (Fine Grout), FM-5050 S/O

32" x 36" (81.28 x 91.44 cm) Red
A wire-cut common brick texture with sharp corners and few indentations or irregularities over the surface
Matching skin/touch-up wheel: New Brick/TW-4



Running Bond Used Brick FM-5100 S/O

16" x 36.5" (40.64 x 92.71 cm) Blue
Used bricks laid end-to-end, with sandy joints
Matching skin/touch-up wheel: Used Brick/TW-4



4" x 8" New Brick Border, FM-5325, S/O

8.5" x 32.25" (21.59 x 81.92 cm) Red
A border of new bricks laid side-by-side
Matching skin/touch-up wheel: New Brick/TW-7

Also Available: 4" x 8" Used Brick Border, FM-5300 S/O
8.5" x 32" (21.59 x 81.28 cm) Red
A border of used bricks laid side-by-side
Matching skin/touch-up wheel: Used Brick/TW-4



Single New Brick, FM-5550 S/O

4" x 8" (10.16 x 20.32 cm) Red
A single new brick with sharp edges
Also Available:

Single Used Brick, FM-5500 S/O
4" x 8" (10.16 x 20.32 cm) Blue
A single used brick with rounded edges

S/O – compatible with Stampable Overlay



Running Bond New Brick FM-5150 S/O

24" x 36.5" (60.96 x 92.71 cm) Red
A running bond pattern with smooth joints
Matching skin/touch-up wheel: New Brick/TW-4



Basket Weave Used Brick FM-5200 S/O

15.375" x 30.75" (39.05 x 78.10 cm) Blue
Used bricks in a basket weave pattern with smooth un-grouted joints
Matching skin/touch-up wheel: Used Brick/TW-4



Basket Weave New Brick FM-5250 S/O

16" x 32" (40.64 x 81.28 cm) Blue
New bricks in a basket weave pattern with sandy joints
Matching skin/touch-up wheel: New Brick/TW-4



Herringbone New Brick (Sanded Joint) FM-5900 S/O

32" x 36" (81.28 x 91.44 cm) Red
New bricks with sandy joints
Matching skin/touch-up wheel: New Brick/TW-4



Used Brick Runner, FM-5600 S/O

4.5" x 32.375" (11.43 x 82.23 cm) Blue
A border of used bricks laid end-to-end

Matching skin/touch-up wheel: Used Brick/TW-4



Classic Wood

FM-8700 S/O

81.5" x 21.75" (207 x 55.2 cm)

Blue

Combining multiple wood grains to offer a bold, pronounced, exposed grain texture with six-inch wide planks

Matching skin/touch-up wheel: FM-8700FE/TW-5



Classic Wood NEW

FM-8710 S/O

81.5" x 21.75" (207 x 55.2 cm)

Blue

Combining multiple wood grains to offer a bold, pronounced, exposed grain texture with six-inch wide planks and oversized nail heads



 *Made-to-Order, additional production lead time*



2' Cedar Wood Plank, FM-8110 S/O

11.5" x 24"

(29.21 x 60.96 cm) Blue

3' Cedar Wood Plank, FM-8210 S/O

11.5" x 36"

(29.21 x 91.44 cm) Blue

4' Cedar Wood Plank, FM-8310 S/O

11.5" x 48"

(29.21 x 121.92 cm) Blue


6' Cedar Wood Plank, FM-8410 S/O

11.5" x 72"

(29.21 x 182.88 cm) Blue

A cedar wood texture with coarse, pronounced grain and a rough surface appearance that incorporates oversized nail heads at each end

Matching skin/touch-up wheel: FM-8010FE/TW-5



2' Wood Plank, FM-8100 S/O

12" x 24"

(29.21 x 60.96 cm) Blue

3' Wood Plank, FM-8200 S/O

12" x 36"

(29.21 x 91.44 cm) Blue

4' Wood Plank, FM-8300 S/O

12" x 48"

(29.21 x 121.92 cm) Blue


6' Wood Plank, FM-8400 S/O


12" x 72"

(29.21 x 182.88 cm) Blue

A wood grain texture with lightly pronounced veins and a mild surface texture




 *Made-to-Order, additional production lead time*



3" Cedar Wood Flooring

FM-8015

18" x 82" (45.72 x 208.28 cm) Yellow
Cedar wood planks laid end-to-end

 *Made-to-Order,
additional production
lead time*





Wood Block

FM-8600 S/O

22.125" x 33.125" (56.19 x 84.13 cm)
Blue

Wood blocks cut perpendicular to the grain

 *Made-to-Order,
additional production
lead time*



COMING SOON!

Bridges of Madison County

Deep in the American heartland reside the historic Bridges of Madison County. Subject of the eponymous novel, film, and musical, they are now the inspiration for Brickform's newest line of textures. These stamps were derived from real planks and timbers dating back to the late 19th century. This piece of classic Americana is coming soon to a distributor near you.

6' Wood Plank, FM-8420 S/O

16" x 72"
(40.64 x 182.88 cm) Blue

8' Wood Plank, FM-8520 S/O

16" x 96"
(40.64 x 243.84 cm) Blue

10' Wood Plank, FM-8620 S/O

16" x 120"
(40.64 x 304.8 cm) Blue

Creative Images Texture Mats

BRICKFORM developed the Creative Images line of texture mats to incorporate the latest in textures, designs and usability. Creative Images mats are larger, an average of nine square feet, which means fewer placements and less touch-up work. Creative Images mats are made of firmer material, which allows you to begin stamping sooner. Choose Creative Images to create the best possible impression with the least amount of effort.




Ashlar, TM-100

36" x 36" (91.44 x 91.44 cm)

Pattern: A, B and C

An Ashlar pattern of blue stone slate

Matching skin/touch-up wheel: Blue Stone/TW-5




Random Stone, TM-200

36" x 36" (91.44 x 91.44 cm)

Pattern: A and B

A natural looking arrangement of slate-textured random stones

Matching skin/touch-up wheel: Slate/TW-6



16" x 16" Slate, TM-300

32" x 48" (81.28 x 121.92 cm)

Pattern: A

Slate squares in two rows, with angled, un-grouted joints


Matching skin/touch-up wheel: Slate/TW-6



European Fan, TM-400

28" x 50" (71.12 x 127 cm) Pattern: A
Curved slate bricks gracefully arranged in a European Fan pattern

Matching skin/touch-up wheel: Slate/TW-7



Mesa Random Stone, TM-500

61.75" x 61.75" (156.85 x 156.85 cm)

Pattern: A

Random stones sculpted to have a rough stone, irregular shape




12" x 12" Slate - 1/4" Joint TM-600

24" x 48" (60.96 x 121.92 cm)

Pattern: A

Rows of slate squares with beveled edges

Matching skin/touch-up wheel: Slate/TW-5



Flagstone, TM-700
48" x 48" (121.92 x 121.92 cm)
Pattern: A and B
Flagstones with hand chiseled edges grouped in a random formation
Matching touch-up wheel: TW-6



12" x 12" Slate-Butt Joint TM-900
24" x 48" (60.96 x 121.92 cm)
Pattern: A
Sharp slate squares butted up against each other in two rows




Pennsylvania Cobble (Sanded Joint) TM-820
31.5" x 47.5" (80.01 x 120.65 cm)
Pattern: A
A staggered pattern of cobblestone with sandy joints and rounded edges
Matching touch-up wheel: TW-7




30" x 30" Bushed Stone TM-1200
30" x 60" (76.2 x 152.4 cm)
Pattern: A
Two bushed stones with square corners and sharp beveled edges
Matching touch-up wheel: TW-5




Pennsylvania Station Cobble (Smooth Joint) TM-840
53.5" x 30.875" (135.89 x 78.42 cm)
Pattern: A
A staggered pattern of cobblestone with smooth joints and rounded edges
Matching touch-up wheel: TW-6




Castle Stone, TM-1300
47.5" x 47.5" (120.65 x 120.65 cm)
Pattern: A and B
Irregular shaped natural stones
Matching skin/touch-up wheel: Yucatan/TW-5




Creative Images Texture Mats *continued*



Luccia Stone, TM-1350
 44.875" x 44.875" (113.98 x 113.98 cm)
 Pattern: A
Slate stones with irregular edges, in a random pattern



12" x 12" Mexican Tile, TM-1400
 24" x 48" (60.96 x 121.92 cm)
 Pattern: A
Beautiful Mexican tiles with sandy joints



Verona Stone, TM-1500
 42.75" x 68.5" (108.58 x 173.99 cm)
 Red, Yellow and Blue
A unique random pattern of irregular stones



18" x 18" Slate, TM-1620
 36" x 54" (91.44 x 137.16 cm)
 Pattern: A
Three slates with sharp edges, laid in two rows
 Matching skin/touch-up wheel: Slate/TW-5



Slate Border, TM-1010
 16" x 40" (40.64 x 101.6 cm)
 Pattern: A
 Matching skin/touch-up wheel: Slate/TW-3



Tile Border, TM-1020
 14" x 47.75" (35.56 x 121.28 cm) Pattern: A
TM-1020-1 Tile Border Corner Piece
 18.25" x 20.75" (46.36 x 52.71 cm) Pattern: A
 Matching touch-up wheel: TW-2

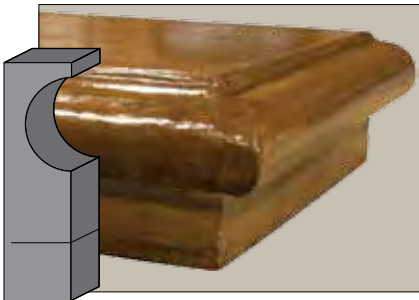


Bushed Border, TM-1030
 12" x 48" (30.48 x 121.92 cm)
 Pattern: A
 Matching touch-up wheel: TW-5

Urethane Ultra-Liners

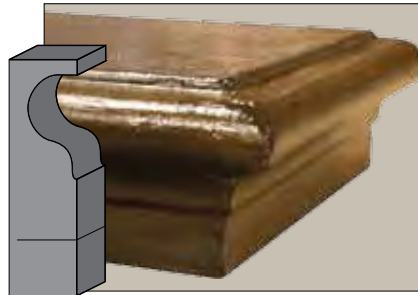
The next generation in cantilever bullnose forms is the BRICKFORM Urethane Ultra-Liner. The new liner has been re-engineered from the ground up to give the BRICKFORM contractor a competitive edge when it comes to step faces, wall caps, counter tops and pool copings.

- Made with a durable and dependable urethane system that will let you use them time and time again with the same quality results as the first use.
- Straight or curving around corners, these liners maintain their shape on even some of the sharpest turns.
- Solid urethane skin is rigid and strong without distortion, while a light-weight, high-density core keeps these forms flexible to contour to almost any shape.
- Non-porous face will not draw out moisture from your concrete and will leave a smoother face, reducing your finishing time.



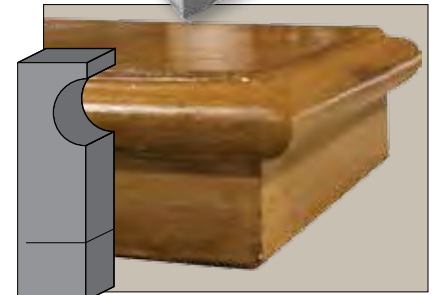
SL-2300 48" Sandstone Ultra-Liner
7.25" x 48" (19.1 x 121.92 cm)

SL-2325 96" Sandstone Ultra-Liner
7.25" x 96" (19.1 x 243.8 cm)



SL-2500 Ogee 48" Ultra-Liner
7.25" x 48" (19.1 x 121.92 cm)

SL-2525 Ogee 96" Ultra-Liner
7.25" x 96" (19.1 x 243.8 cm)



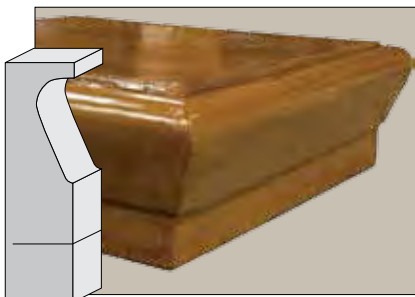
SL-2400 Intermediate 48" Ultra-Liner
7.25" x 48" (19.1 x 121.92 cm)

SL-2425 Intermediate 96" Ultra-Liner
7.25" x 96" (19.1 x 243.8 cm)

Foam Urethane Ultra-Liners


With the contractor in mind, Ultra-Liners take the hassle out of decorative step faces.

- Re-usable liner for steps, wall caps and counter-tops
- Creates smooth and easy-to-finish surfaces
- Foam urethane long lasting liners
- Easy to bend and mold into shape
- Sized to dimensional lumber
- Offered in approximate 4' and 8' lengths for versatility and reduced shipping cost
- Works great with BRICKFORM Liquid Release



SL-2050 48" Capstone Ultra-Liner
7.25" x 48" (19.1 x 121.92 cm)

SL-2075 96" Capstone Ultra-Liner
7.25" x 96" (19.1 x 243.8 cm)



SL-2200 Classic 48" Ultra-Liner
7.25" x 48" (19.1 x 121.92 cm)

SL-2225 Classic 96" Ultra-Liner
7.25" x 96" (19.1 x 243.8 cm)



SL-2250 Wall Cap 48" Ultra-Liner
7.25" x 48" (19.1 x 121.92 cm)

SL-2275 Wall Cap 96" Ultra-Liner
7.25" x 96" (19.1 x 243.8 cm)

*Lengths of Ultra-Liner tools is approximate, measured before placement. Sold 10 per case.


**Also available: Twist-to-break wire kit (SL-2950), double-sided tape (SL-2975)

Step-Liners

BRICKFORM Step-Liners are designed to produce texture on the edges of concrete steps, risers, terraces and even concrete countertops. These Step-Liners can be reused many times. Simply attach the liners to your riser forms to impart the beauty of natural stone. They have no top or bottom and can be reversed to reduce pattern repeat. BRICKFORM Step-Liners are high-quality, flexible polyurethane, engineered to be lightweight and extremely durable.



*Hint: To reduce pattern repeat, use A and B together.
Hint: Use as a curb edge to mimic split stone.*



- A variety of standard sizes
- Easy pre-cut 45° joints available
- Superb detail
- Reusable
- Up to 1 1/2" of texture


Also Available:

SL-100
48" Step Liner
6" x 48" (15.24 x 121.92 cm)
Pattern: A or B

SL-300
24" Step Liner
6" x 24" (15.24 x 60.96 cm)
Pattern: A or B

SL-200
72" Step Liner
6" x 72" (15.24 x 182.88 cm)
Pattern: A

SL-400
16" Step Liner
6" x 16" (15.24 x 40.64 cm)
Pattern: A or B



45° Angle Step Liner (Two shown to form corner)



SL-350
45° 24" Step Liner
6" x 26.375" (15.24 x 66.99 cm)
Pattern: A or B



SL-450
45° 16" Step Liner
6" x 18.375" (15.24 x 45.72 cm)
Pattern: A or B



Step Liners in Foam Urethane

- Lightweight
- Increased flexibility

SL-3500

45 degree 24" Step Liner In Foam Urethane

6" x 26.375"

Pattern A or B

SL-4500

45 degree 16" Step Liner In Foam Urethane

6" x 18.375"

Pattern A or B

SL-1000

48" Step Liner In Foam Urethane

6" x 48"

Pattern A or B

SL-3000

24" Step Liner In Foam Urethane

6" x 24"

Pattern A or B

SL-4000

16" Step Liner In Foam Urethane

6" x 16"



Pattern A or B

SL-5000

72" Step Liner In Foam Urethane

6" x 72"

Pattern A



Countertop Liner

FM-6610

Stone Countertop Liner

2" x 98"

Dimensional Step Liners

- Sized to dimensional lumber
- Thin, approximately 2" thick
- Attach to forms
- Flexible for creating organic shapes

SL-500A

Stone Step Liner (Dimensional lumber)

8" (7.25") x 6'

SL-530A

Stone Step Liner (Dimensional lumber)

4" (3.5") x 6'

SL-525A

Stone Step Liner (Dimensional lumber)

6" (5.5") x 6'



Slim-Strip Step Liners

- Ultra-thin
- Super flexible for creating organic shapes
- Available in slate and stone textures
- Sized to dimensional lumber
- Approximately 1/2" thick

SL-600A

6" Stone Slim Strip

6" (5.5") x 8'

SL-615A

4" Stone Slim Strip

4" (3.5") x 8'

SL-625A

8" Stone Slim Strip

8" (7.25") x 8'

SL-650A

6" Slate Slim Strip

6" (5.5") x 8'

SL-665A


4" Slate Slim Strip

4" (3.5") x 8'

SL-675A

8" Slate Slim Strip

8" (7.25") x 8'



Quick Strips

BRICKFORM Quick-Strips are perfect for creating a more decorative joint. By placing the BRICKFORM Quick-Strips into your control joints prior to stamping with our seamless skins, you can transform your slab form ordinary to extraordinary in no time. Average width .375"-1.5" (Sold 5 per case.)



FM-6580 Chiseled V-Joint, Offered in 5 foot strips



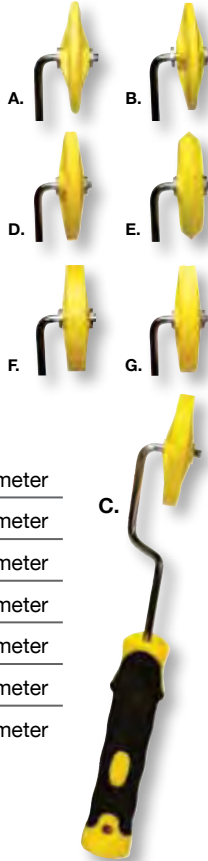
FM-6590 Sanded Stone Joint, Offered in 5 foot strips

Texturing Accessories

Available for your finishing needs, BRICKFORM has all the texturing accessories to complement the full-line of texture mats.

BRICKFORM Touch-up Wheels

BRICKFORM Touch-up Wheels are part of the BRICKFORM Texture Mat System and are designed to help installers create clean, crisp grout lines. These wheels are versatile and lightweight, making them easy to use, even in the tightest areas. BRICKFORM Touch-up Wheels are available in seven styles to compliment the full range of BRICKFORM Texture Mats.



A.	FM-6510	1/4" Round Joint	2" Diameter
B.	FM-6520	3/16" Flat Joint	2" Diameter
C.	FM-6530	3/8" Flat Joint	2" Diameter
D.	FM-6540	3/8" Sanded Joint	2" Diameter
E.	FM-6550	1/2" Wedge Joint	2" Diameter
F.	FM-6560	1/2" Flat Joint	2" Diameter
G.	FM-6570	1/2" Sanded Joint	2" Diameter

BRICKFORM Pounders

Find the pounder that is right for you and your job. The redesigned aluminum-handle pounder is ready to use right out of the box, with an internal spring system that absorbs shock, reducing the transfer to your hands. Increased side impact/miss strike recovery keeps the energy moving down, instead of off-center. Of course, you can't forget about the popular Original BRICKFORM Pounder that has a rigid head and fixed placed handle. Two great pounders to achieve optimum detail on the concrete surface.

A.	FP-100	Fiberglass Handle	10" x 10"	19 Lbs.
B.	FP-200	Fiberglass Handle	12" x 12"	20 Lbs.
C.	FP-300	Fiberglass Handle	15" x 15"	23 Lbs.
D.	FP-400	Aluminum Handle	12" x 12"	15 Lbs.
E.	FP-500	Aluminum Handle	15" x 15"	18 Lbs.

FP-500



BRICKFORM Aluminum Chisels

BRICKFORM Aluminum Chisels are lightweight, easy to handle and designed with the concrete finisher in mind. Cut control joints in wet concrete, create your own pattern or touch-up grout lines with ease. BRICKFORM Aluminum Chisels are available in seven different sizes to fit your needs.

A.	A-700	18" Chisel
B.	A-705	12" Chisel
C.	A-800	8" Chisel
D.	A-803	4" Chisel
E.	A-804	3" Chisel
F.	A-805	1 1/2" Chisel




(A-705 and A-800 shown.)

BRICKFORM Grouting Tools

BRICKFORM Grouting Tools create a sanded grout line. Use the rigid tool for straight lines and the flexible tool for curved or wavy grout lines.

A.	FM-6310	Rigid	3/8" x 8"
B.	FM-6300	Flexible	3/8" x 8"



Design Tape

- Create the patterns that mimic stone, tile or slate
- Will not disintegrate, shed fiber hairs or cause grout bleeds
- No glue residue
- Replicates most patterned surface affordably
- Strong and versatile
- Eliminates the need for chalk lines
- 180 feet per roll



LDT90	1/4" Grout Line Design Tape (36/ tube 144/ case)
LDT91	1/2" Grout Line Design Tape (18/ tube 48/ case)
LDT92	3/4" Grout Line Design Tape (12/ tube 48/ case)
LBT95	1/2" Brick Design Tape (18/ tube 72/ case)

Versatile Coloring Products

Gray concrete can be structurally sound but visually unattractive. BRICKFORM offers a wide range of decorative answers that provide a dramatic element for any setting, from a patio to a showroom floor. On the next pages you will discover many coloring treatments to meet your needs.




Color Hardener



Blush-Tone Acid Stain



Cem-Coat



Pro-Dye



FreestylePRO



Integral Color

Sample Color Combinations



California Weave, FM-3500 S/O
Golden Sandstone Color Hardener, Smokey Beige Antique Release



California Weave, FM-3500 S/O
Dover Blue Color Hardener, Smokey Blue Antique Release



Stones of Athens, Paladiano, PD-400
Sandstone Color Hardener, Nutmeg Antique Release



Stones of Athens, Paladiano, PD-400
Sun Buff Color Hardener, Chestnut Antique Release



California Weave, FM-3500 S/O
Weathered Sage Color Hardener, French Gray Antique Release



California Weave, FM-3500 S/O
Ash White Color Hardener, Shadow Slate Antique Release



Stones of Athens, Paladiano, PD-400
French Gray Color Hardener, Dark Gray Antique Release



Stones of Athens, Paladiano, PD-400
Oyster White Color Hardener, Nutmeg Antique Release



California Weave, FM-3500 S/O
Adobe Buff Color Hardener, Pecos Sand Antique Release



California Weave, FM-3500 S/O
Blush Beige Color Hardener, Autumn Brown Antique Release



Stones of Athens, Paladiano, PD-400
Smokey Blue Color Hardener, Dark Gray Antique Release



Stones of Athens, Paladiano, PD-400
Cappuccino Color Hardener, Sunbaked Clay Antique Release

Disclaimer - When choosing colors, use the appropriate BRICKFORM color selection guide for more accurate matching. Colors shown here display only the range of BRICKFORM options available. To confirm an exact color, have your contractor prepare a color sample for your approval before actual construction. BRICKFORM accepts no responsibility for color matching or misprints.



Slate with Diamond Inset, FM-3350 S/O
Tile Red Color Hardener, Walnut Antique Release



Slate with Diamond Inset, FM-3350 S/O
Slate Green Color Hardener, Dark Gray Antique Release



Tuscany Stone, FM-1775
Quarry Red Color Hardener, Walnut Antique Release



Tuscany Stone, FM-1775
Desert Tan Color Hardener, Dark Gray Antique Release



Slate with Diamond Inset, FM-3350 S/O
Cream Beige Color Hardener, Terra Cotta Antique Release



Slate with Diamond Inset, FM-3350 S/O
Sun Buff Color Hardener, Medium Gray Antique Release




Tuscany Stone, FM-1775
Terra Cotta Color Hardener, Walnut Antique Release



Tuscany Stone, FM-1775
Stone Gray Color Hardener, Medium Gray Antique Release



Slate with Diamond Inset, FM-3350 S/O
Venetian Pink Color Hardener, Autumn Brown Antique Release



Slate with Diamond Inset, FM-3350 S/O
Brick Red Color Hardener, Dark Gray Antique Release



Tuscany Stone, FM-1775
Sandy Buff Color Hardener, Nutmeg Antique Release



Tuscany Stone, FM-1775
Ash White Color Hardener, Cappuccino Antique Release

Standard Color Selection Guide

BRICKFORM Color Hardener, Antique Release, Antique-It Standard Colors, Cem-Coat, FreestylePRO and Overlay Liquid Colorant (See pages 48-50 for companion products)



320 Golden Sandstone



1080 Adobe Buff




1070 Sandy Buff



325 Sandstone



350 Desert Tan



1030 Ash White



250 Oyster White




1090 Sun Buff



1010 Smokey Beige



300 Nutmeg



625 Dover Blue



615 Stone Gray



600 Light Gray



200 Medium Gray



100 Dark Gray



815 French Gray



1040 Weathered Sage



1045 Shadow Slate



825 Slate Green



650 Smokey Blue*

Custom colors and color matching services available
Standard colors not shown: (all products) 900-Black, 1000-White

*BRICKFORM Overlay Liquid Colorant not available in Smokey Blue.



Disclaimer - When choosing colors, use the stand-alone BRICKFORM color selection guide for more accurate matching. Colors shown here display only the range of BRICKFORM options available. To confirm an exact color, have your contractor prepare a color sample for your approval before actual construction. BRICKFORM accepts no responsibility for color matching or misprints.



330 Coconut



735 Cappuccino



310 Cream Beige



1035 Summer Beige



1055 Pecos Sand



1020 Antique Rose



1050 Antique Cork



515 Sunbaked Clay



700 Terra Cotta



425 Autumn Brown




1015 Blush Beige



375 Buff Tan



525 Dusty Rose



400 Chestnut



810 Walnut



115 Venetian Pink



1065 Quarry Red



500 Tile Red



575 Victorian Red



550 Brick Red



BRICKFORM Color Hardener

Concrete Colorant and Hardener

BRICKFORM Color Hardener is manufactured with the finest UV-resistant pigments and premium aggregates. BRICKFORM Color Hardener is designed to work with imprinting tools to produce clear, sharp impressions that enhance the finished appearance of any hardscape. When properly applied and troweled into newly placed, fresh concrete, it forms a colored concrete surface that is resistant to weathering, wear and normal abrasion. Color Hardener HD (Heavy Duty) also available.



- Non-fading
- Denser, more durable surface
- Improves abrasion resistance
- Can be antiqued and stained
- 42 standard colors
- Custom colors available
- Compatible with Stampable Overlay OL-60


CH 42 Standard Colors 5 Gallon Bucket
 (Including black and white)

- Custom Colors and Color Matching Available

** Use Day1 as a troweling aid, densifier and curing agent. See pg 56.*

** Liquid Release is a colorless bond-breaker. See pg 57.*





BRICKFORM Antique Release

Colored Bond-Breaker

BRICKFORM Antique Release imparts a second color while serving as a bond breaker for stamping. It is made from a finely ground formula that creates beautifully antiqued and textured concrete surfaces. Antique Release is available in 42 standard colors to match or contrast with BRICKFORM Color Hardener. Custom colors and color matching are also available.



- Prevents concrete buildup
- Prolongs tool life
- Fade-resistant
- Unlimited effects and color combinations
- 42 standard colors
- Custom colors available

- | | | |
|----|---|-----------------|
| RA | 42 Standard Colors
(Including black and white) | 5 Gallon Bucket |
| | • Custom Colors and Color Matching Available | |

BRICKFORM Antique-It
Antiquing Agent

BRICKFORM Antique-It is a water soluble antiquing agent designed to impart a secondary color or highlight over stamped concrete or textured overlays. Antique-It is easy to apply, dries fast and provides a durable color that closely resembles the look of release powder.



- Easy application
- Unlimited effects and color combinations
- 42 standard colors
- Custom colors available

AN 42 Standard Colors 3 lb container

- Custom Colors and Color Matching Available

BRICKFORM Cem-Coat  *Made-to-Order*
Colored Cementitious Coating

BRICKFORM Cem-Coat is a richly pigmented coating, opaque, high-strength, and perfect for coloring a all 42 standard BRICKFORM Color Hardener and BRICKFORM Antique Release colors. Custom color matching is also available.



- Richly pigmented colors
- UV-resistant
- Use to antique, marbleize, and faux paint
- Suitable for all cementitious surfaces

CC	42 Standard Colors	1 Gallon Kit
CC4	42 Standard Colors (Including black and white)	4 Gallon Kit

- Custom Colors and Color Matching Available




BRICKFORM FreestylePRO Stain

Penetrating Water-Based Stain

BRICKFORM FreestylePRO is a revolutionary concrete stain that penetrates and bonds with concrete surfaces in a way that no other coloring product can. This water-based, opaque stain is excellent for restoring or changing colors on previously colored surfaces and rejuvenating old, discolored concrete. BRICKFORM FreestylePRO allows you to create totally new color styles for your decorative concrete work in an environmentally sound, versatile and user-friendly way.

- Water-based stain that is environmentally friendly
- Penetrating-bond with the concrete surface
- Excellent for changing colors, or rejuvenating old, discolored concrete
- No sealer required



FF	Solid-Color Kit	 Made-to-Order
FB-800	8" Applicator Brush	
FB-1000	10" Applicator Brush	
FB-1800	18" Applicator Brush	

Before: old, discolored concrete



After: FreestylePRO Solid-Color Stain



BRICKFORM FreestylePRO Highlighter

Antiquing agent for Freestyle Solid Color Stain

BRICKFORM FreestylePRO Highlighter Stains are designed for use over BRICKFORM FreestylePRO Solid-Color Stain as a contrasting color to create an antiqued look on textured concrete surfaces. BRICKFORM FreestylePRO Highlighter Kits can also be used to add contrast or additional colors to areas of relief on textured concrete or to create the look of faux finishes.

- Transparent color
- Water-based stain that is environmentally friendly
- Penetrating-bond with the concrete surface
- No sealer required



FE	Highlighter Kit	 Made-to-Order
----	-----------------	---

Before: old, discolored concrete



After: FreestylePRO Solid-Color Stain



After: FreestylePRO Highlighter



Integral Color

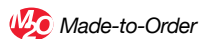


BRICKFORM Liquid Integral Color (Color based on 6-sack mix)

BRICKFORM Liquid Color is made from the finest UV-resistant pigments available. BRICKFORM Liquid Color is produced to a one-percent tolerance to established plant standards and also complies with ASTM C979, Pigments for Integrally Colored Concrete. BRICKFORM Liquid Color is designed to suspend and disperse the iron oxide pigments evenly. BRICKFORM Liquid Color is available in standard and designer colors. Custom colors and color matching are also available.



- Dust-free
- UV-resistant color
- Mixes evenly
- Meets ASTM C979



LC 24 Standard Colors 1 Cubic Yard

* Use Day1 as a troweling aid, densifier and curing agent. See pg 56.

* Surface Deactivator makes exposed aggregate finishes easier and more consistent. See pg 55.

* Enhance and correct with Tinta' Seal. See pg 53.

BRICKFORM Color Wax

Color Wax is a wax-modified colored concrete cure and seal formulated for exterior or interior concrete surfaces. It has excellent adhesion properties and superior resistance to ultraviolet light, as well as resistance to acids, oils, mildew and alkalis while creating a non-gloss finish. Color Wax is available in all standard SOLOMON and BRICKFORM colors. Color Wax is made to order, custom colors available.

- Easy clean-up
- Water-based
- Improves color consistency
- Enrich existing color
- User-friendly



CW5B-, CW1B-



Disclaimer - When choosing colors, use the appropriate BRICKFORM color selection guide for more accurate matching. Colors shown here display only the range of BRICKFORM options available. *To confirm an exact color, have your contractor prepare a color sample for your approval before actual construction.* BRICKFORM accepts no responsibility for color matching or misprints.



BRICKFORM Powdered Integral Color

BRICKFORM Powdered Color is a powdered-based pigment designed to color the cement paste in a concrete mixture. Powdered Color can be used for cast-in-place, pre-cast, and tilt-up, concrete block, pavers, and textured concrete. BRICKFORM Powdered Color is available in 25 standard colors. BRICKFORM Powdered Color is pre-packaged in a two-part system designed to reduce leaks and spills.

* High volume orders may require bulk packaging

- Dissolvable interior plastic bag
- UV-resistant
- Mixes evenly
- Meets ASTM C979

* **Use Day1 as a troweling aid, densifier and curing agent. See pg 56.**
 * **Surface Deactivator makes exposed aggregate finishes easier and more consistent. See pg 55.**
 * **Enhance and correct with Tinta' Seal. See pg 53.**



Premium pricing applies to green Powdered Integral Colors.

PC	25 Standard Colors	10# Bag
Color no	Solomon Colors	25# Bag
	Integral	



Brickform Blush-Tone Acid Stain

BRICKFORM Blush-Tone Acid Stain lets you create colors with real depth that are unique and captivating. Thousands of different looks can be achieved, ranging from the understated elegance of burnished leather to the ageless beauty of natural stone. Blush-Tone Acid Stain will open the door to a whole new palette of creative expression.

BRICKFORM Blush-Tone Acid Stain

Chemical Stain For Concrete

BRICKFORM Blush-Tone Acid Stain reacts with minerals that exist in newly cured or existing concrete. It penetrates the very top layer of the concrete surface with color that will not chip, crack, or peel. The colors produced in each section of concrete will be unique with captivating, multi-colored intensities that become a permanent part of the concrete. BRICKFORM Blush-Tone Acid Stain is available in 10 standard colors.




JADE
CS-100



EBONY
CS-600



TURQUOISE
CS-200



MISSION BROWN
CS-700



COFFEE
CS-300



AMBER
CS-800



CARAMEL
CS-400



OLIVE
CS-900



MAHOGANY
CS-500



WALNUT
CS-1000



- Penetrating chemical stain
- Variegated color
- Will not chip, crack, or peel
- Use on floors and walls

CS	10 Standard Colors	1 Gallon Bottle
CS4	10 Standard Colors	Case of four 1 Gallon Bottles

*** Neutral Clean is a cleaning and neutralizing agent engineered for use on acid and reactive stained floors prior to sealing and to remove light oil, grease or other types of soils from colored, imprinted and natural concrete surfaces. See pg 56.**

Disclaimer - When choosing colors, use the appropriate BRICKFORM color selection guide for more accurate matching. Colors shown here display only the range of BRICKFORM options available. *To confirm an exact color, have your contractor prepare a color sample for your approval before actual construction.* BRICKFORM accepts no responsibility for color matching or misprints.



Brickform E-Stain

BRICKFORM E-Stain is a water-based formulation containing reactive mineral compounds and proprietary admixtures. BRICKFORM E-Stain contains no hydrochloric acid, making it more environmentally friendly. BRICKFORM E-Stain is ideally suited for use in the Micro-Topping, SM Professional Grade, Stampable Overlay, and cast-in-place concrete.



EVERGREEN
ES-100




SUNSET
ES-500




BLUE DI MARE
ES-200



EBONY
ES-600



MOSS
ES-300



SADDLE
ES-700



BRONZE
ES-400



RUSTY BROWN
ES-800

BRICKFORM E-Stain

Reactive Stain for Concrete

BRICKFORM E-Stains are penetrating, reactive stains that produce unique color effects in finished cementitious surfaces, simulating the natural shadings and aged appearance of stone or masonry. The color effect is unique to each stained surface and cannot be duplicated with other materials. Brickform E-Stain chemically reacts within the concrete substrate, slightly etching the concrete surface to provide deeper and more permanent color.

The color intensity of the stain can be reduced by blending the stain with E-Stain Plus. Special colors can be produced by blending two or more colors together.



- Eco-friendly reactive stain
- Acid-like characteristics without the harmful acid effects
- All colors (except EBONY) are Sodium Dichromate-free (a known carcinogen)
- No harmful fumes
- D.O.T. non-hazardous shipping certified stain

ES-	8 Standard Colors	1 Gallon Bottle
ES4-	8 Standard Colors	Case of four 1 Gallon Bottles
ES-1100	E-Stain Plus	1 Gallon Bottle

Disclaimer - When choosing colors, use the appropriate BRICKFORM color selection guide for more accurate matching. Colors shown here display only the range of BRICKFORM options available. *To confirm an exact color, have your contractor prepare a color sample for your approval before actual construction.* BRICKFORM accepts no responsibility for color matching or misprints.



Brickform ARTesian Stain

ARTesian stains are penetrating, water-based stains that produce unique color effects in finished cementitious surfaces, simulating the natural shadings and aged appearance of stone or masonry. ARTesian Stain may be applied over smooth troweled or textured concrete, cement-based overlays, vertical or horizontal concrete and masonry surfaces, artificial rock displays, water features and themed finishes.

BRICKFORM ARTesian Stain

Penetrating, Water-Based Stain

The color effect is unique to each stained surface and cannot be duplicated with other materials. ARTesian Stain contains no acids or harmful chemicals and works as an alternative to typical reactive acid stains. There are no acids or harmful chemicals integrated in its design.



TIGEREYE
AS-1600



BUTTERNUT
AS-1500




HARVEST GOLD
AS-800




CAMELBACK
AS-200




BURLAP
AS-100




EBONY
AS-600



DRIED THYME
AS-1700




OLYMPIC BRONZE
AS-500




AGED WALNUT
AS-1000




SCARLET
AS-700




CHESTNUT
AS-400




CAJUN RED
AS-300



SANDBANK
AS-1200



SALMON
AS-1300



OAKMOSS
AS-1400



GREENBELT
AS-1100



CAPRI
AS-1800



DEEP SEA
AS-900



- Zero VOC
- Water-based
- Interior/exterior use
- Apply with sprayer
- Must be sealed with solvent-based sealer (i.e. Gem-Seal)

AS- 18 Standard Colors 1 Gallon Bottle

AS4- 18 Standard Colors Case of four 1 Gallon Bottles

*Top left stain applied to white Micro-Topping, bottom right applied to gray Micro-Topping.

Disclaimer - When choosing colors, use the appropriate BRICKFORM color selection guide for more accurate matching. Colors shown here display only the range of BRICKFORM options available. *To confirm an exact color, have your contractor prepare a color sample for your approval before actual construction.* BRICKFORM accepts no responsibility for color matching or misprints.



Pro-Dye Standard Colors

Swatches shown here represent Pro-Dye applied to white Micro-Topping (left) and gray concrete (right).



JADE
DSL-110



TURQUOISE
DSL-210



COFFEE
DSL-310



CARAMEL
DSL-410



DEEP CARAMEL
DSL-2510



SAND
DSL-2710



TERRA COTTA
DSL-3010



BURNT SIENNA
DSL-4210



MAHOGANY
DSL-510



EBONY
DSL-610




MISSION BROWN
DSL-710



AMBER
DSL-810



CHOCOLATE
BROWN, DSL-3510



SADDLE BROWN
DSL-3710



DEEP WALNUT
DSL-4010



BLACK
DSL-7210



OLIVE
DSL-910



WALNUT
DSL-1010



GOLD
DSL-2010



RAW SIENNA
DSL-2210



CHESTNUT
DSL-4510



FOREST GREEN
DSL-6710



PATRIOT BLUE
DSL-5510



MIDNIGHT BLACK
DSL-7010

Polishing Systems

The Lythic Polishing System is a simple, cost effective and environmentally friendly line of products designed to enhance, protect and beautify existing concrete floors with concrete polishing.

Brickform Pro-Dye Penetrating Stain For Concrete

BRICKFORM Pro-Dye has been reformulated to a liquid form and is now easier to use than before. Pro-Dye is available in the same 26 standard colors and produces the same beautiful results. Pro-Dye penetrates the surface of concrete, creating a layer of translucent color that dries quickly and will not chip, crack, or peel. Pro-Dye is packaged in liquid form to be mixed in proportion with acetone. Pro-Dye is designed to work with the *Lythic Polishing System* for the coloring process in polishing floors. Pro-Dye is also excellent in vertical applications, stencils, and logos because it dries quickly. Pro-Dye colors are vivid with unique multi-colored intensities, similar to the mottling effect of acid stain. Colors can be combined to create an unlimited number of color variations.

- Interior use only
- Easy to spray apply
- Dries quickly
- Use any spray-on sealer



Disclaimer - When choosing colors, use the appropriate BRICKFORM color selection guide for more accurate matching. Colors shown here display only the range of BRICKFORM options available. *To confirm an exact color, have your contractor prepare a color sample for your approval before actual construction.* BRICKFORM accepts no responsibility for color matching or misprints.





New for 2016 by popular demand, **Densifier** and **Densifier XL** are available in **concentrate** and **Ready-To-Use** formulas. In the new green labels, the **Ready-To-Use** formula is the quick and convenient way to apply **Densifier** and **Densifier XL**. The standard **concentrate** formula, in the red label, is a 4:1 concentrate, easy to store and ship.



Lythic Densifier & XL

Lythic Densifier saves time and labor. It is quick reacting and residue free, meaning you save time and money without sacrificing safety or effectiveness. Lythic Densifier is 99.5% pure nano-sized silica. This allows it to be spray applied and be quick reacting. This chemistry makes it non-whiting and residue free. Lythic Densifier works on cementitious overlays and other low lime surfaces. Lythic Densifier XL offers the same benefits with a larger particle for faster build up when burnishing and repairing soft slab surfaces.

- Saves time and labor
- No hazardous waste removal
- Prevents dusting and increases durability
- Quickly reacts within 10 to 15 minutes
- No surface residue to scrub off
- No whiting when dry
- Low viscosity for easy spray application
- Safer pH level (less than 10 pH)
- Will not contribute to Alkali-Silica Reaction (ASR)
- Concentrate and Ready-To-Use formulas

Lythic Protector

Lythic Protector improves on the effectiveness of traditional stain protectors by bonding additional silica to the concrete, further toughening it. Lythic Protector enhances color and creates depth of shine. It cures for foot traffic within 24 hours and improves traction of polished surfaces.

- Extends stain resistance
- Enhances color
- Provides durable traffic-wear resistance
- Improves traction
- Simplifies maintenance
- Multiple applications over prolonged periods



Lythic SPD Protector

Lythic SPD Protector utilizes new protection technology that achieves resistance equal to epoxy coatings against stains, acid etching, and liquid penetration, while remaining breathable. SPD (Silica-Polymer-Dispersion) is a two-part polymer combined with nano-sized colloidal silica. SPD bonds directly to the concrete, enhancing color, and providing significantly greater protection and longer service life than conventional stain protectors.

- High performance coating
- Advanced stain protection
- Elevated chemical resistance
- Durable traffic-wear resistance
- Improves traction
- Dries clear
- Enhances color
- Will not yellow over time
- Bonds to highly polished concrete
- Designed for high speed burnishing
- Simplifies future maintenance



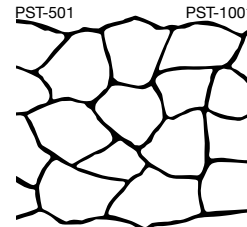
Lythic Cleaner

Cleaning a concrete floor does more than simply maintain appearance and hygiene; it is vital to the continued performance of the finish. Dirt and grit must be removed so they don't become abrasives that compromise stain protection. Lythic Cleaner goes beyond cleansing; it adds silica to the surface as it cleans. Reactive colloidal silica bonds to concrete, so every cleaning improves resistance to abrasion and liquid penetration. It is chemically matched to Lythic's stain protection products for complete compatibility. Sold as a concentrate ideally suited for everyday use, it is the best investment you can make in maintaining a concrete floor finish.

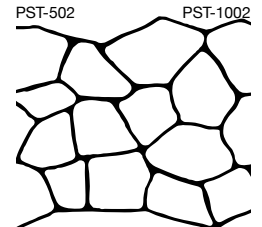


Paper Stencils

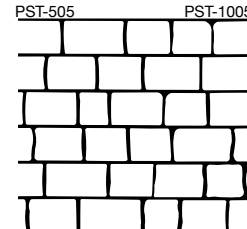
Brickform paper stencils are made of thick, tear-resistant paper and come in a wide variety of popular patterns including stone, pavers, tile, cobblestone, and brick.



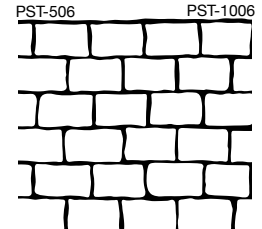
BUSHROCK
 AVERAGE STONE SIZE: 16" X 10"
 ROLL WIDTH: 36" JOINT WIDTH: 1/2"




FLAGSTONE
 LARGEST STONE SIZE: 14" X 11"
 ROLL WIDTH: 32" JOINT WIDTH: 1/2" - 1 1/4"



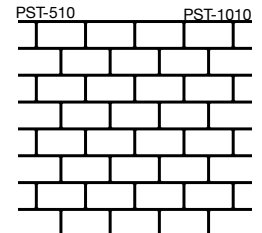
ROMAN PAVER
 AVERAGE BRICK SIZE: 10" X 5 1/2"
 ROLL WIDTH: 34" JOINT WIDTH: 1/2"



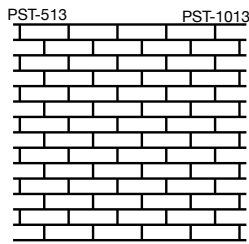
COBBLEBRICK
 AVERAGE BRICK SIZE: 5 1/2" X 8 1/2"
 ROLL WIDTH: 37" JOINT WIDTH: 1/2" - 3/4"



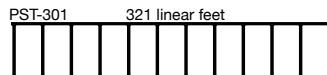
LARGE TILE
 TILE SIZE: 10 1/2" X 10 1/2"
 ROLL WIDTH: 33 1/2" JOINT WIDTH: 1/2"



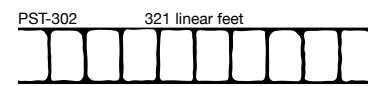
RUNNING BOND
 BRICK SIZE: 4" X 7 1/2"
 ROLL WIDTH: 36 1/2" JOINT WIDTH: 1/2"



FACE BRICK
 BRICK SIZE: 2 3/8" X 7 7/8"
 ROLL WIDTH: 36 7/8" JOINT WIDTH: 7/16"



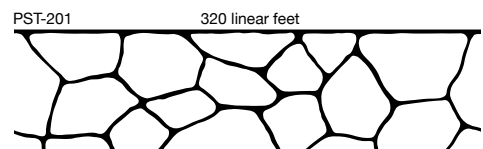
BRICK HEADER
 BRICK SIZE: 3 1/4" X 7 1/4"
 ROLL WIDTH: 8 1/2" JOINT WIDTH: 1/2"



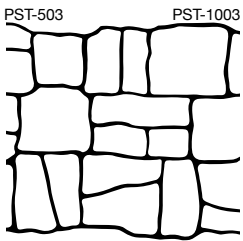
COBBLE HEADER
 BRICK SIZE: 4 3/8" X 7 1/2"
 ROLL WIDTH: 8 3/4" JOINT WIDTH: 1/2"



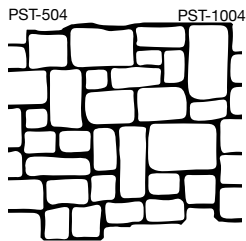
KEYSTONE HEADER
 STONE SIZE: RANDOM
 ROLL WIDTH: 8 1/2" JOINT WIDTH: 1/2"



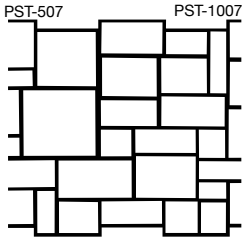
18-INCH FLAGSTONE BORDER
 STONE SIZE: RANDOM
 ROLL WIDTH: 18" JOINT WIDTH: 1/2"



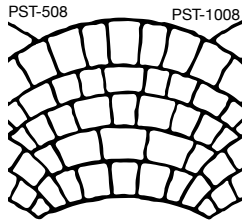
LARGE KEYSTONE
LARGEST STONE SIZE: 12" X 10"
ROLL WIDTH: 35' JOINT WIDTH: 1/2" - 1"



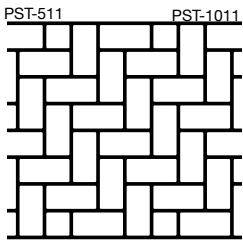
RUSTIC ASHLAR
LARGEST STONE SIZE: 12" X 10"
ROLL WIDTH: 35' JOINT WIDTH: 1/2" - 1"



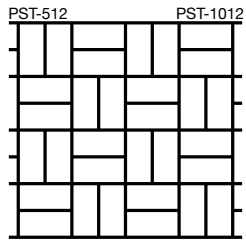
ASHLAR TILE
LARGEST TILE SIZE: 12 1/4" X 11 1/2"
ROLL WIDTH: 37' JOINT WIDTH: 1/2" - 1"



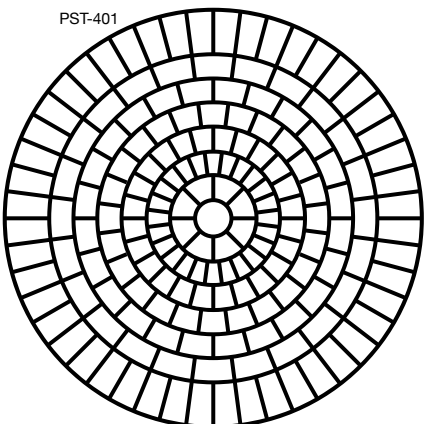
COBBLE FAN
BRICK SIZE: RANDOM
ROLL WIDTH: 34' JOINT WIDTH: 1/2" - 3/4"



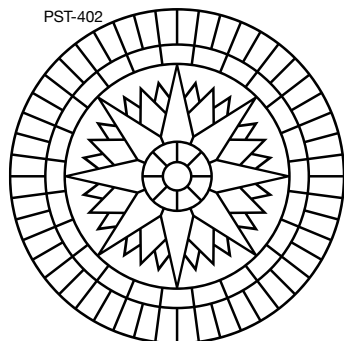
ORIGINAL HERRINGBONE
BRICK SIZE: 3 1/2" X 7 1/4"
ROLL WIDTH: 33 1/2' JOINT WIDTH: 1/2"



BASKET WEAVE
BRICK SIZE: 3 1/2" X 7 1/4"
ROLL WIDTH: 33 1/2' JOINT WIDTH: 1/2"



LARGE BRICK ROSETTE
DIAMETER: 7' 2"
JOINT WIDTH: 1/4"
321 linear feet



COMPASS
DIAMETER: 5' 5" JOINT WIDTH: 1/2"
DETACHABLE LETTERS INCLUDED (N, S, E, W)
321 linear feet

BRICKFORM Paper Stencil patterns are available in both 500 square foot rolls and 1000 square foot rolls.

Resurfacing Products

BRICKFORM resurfacing products quickly rejuvenate concrete surfaces without disruption.

BRICKFORM Stampable Overlay Concrete Overlay

BRICKFORM Stampable Overlay "White" is a single component (add water only) blend of white cement and special materials that forms a thin, concrete coating. BRICKFORM Stampable Overlay is specially designed to work with BRICKFORM Overlay Liquid Colorant. BRICKFORM Stampable Overlay is easy to install and forms a tough, durable topping that will withstand years of wear. When used on properly prepared surfaces, BRICKFORM Stampable Overlay will permanently bond to concrete surfaces.



- Creates a new 1/4" to 1/2" surface
- Use with overlay liquid colorant
- Durable
- Use with Triple Seven Bond Coat

SC-60 60 lb. bag (White Mix)

For use with Overlay Liquid Colorant and Liquid Release only

BRICKFORM Triple Seven Bond Coat

Primer for Cementitious Overlays

BRICKFORM Triple Seven Bond Coat prevents the concrete from absorbing water from the overlay material making it easier to spread and achieve a smooth surface. Triple Seven Bond Coat is a reactive primer, remaining active for at least two hours after it is applied. Triple Seven Bond Coat increases the bond strength by creating a more efficient chemical link between the concrete and the overlay.

- "Reactive primer"
- Easy application
- Enhances bonding to concrete

BC-007 5 Gallon
BC-0071 1 Gallon
BC4-0071 Case of four 1 Gallon units



BRICKFORM Stampable Overlay "Gray" is a premixed blend of special materials that, when mixed with water, forms a thin, concrete coating. This overlay is intended for use with Color Hardener and Antique Release.

- Creates a new 1/4" to 1/2" surface
- Can be textured & colored
- Durable
- Use with Triple Seven Bond Coat

OL-60 5 Gallon Bucket (Gray Mix)
For use with Color Hardener and Antique Release only



BRICKFORM Micro-Topping

Smooth Grade

BRICKFORM Micro-Topping is used on interior or exterior cured concrete to create a durable surface that can be colored or stained. It is available as a white or gray dry powder in smooth grade, and mixed with BRICKFORM Liquid Polymer. The smooth grade is applied over SM Professional Grade for a smooth finish when desired. The mixed materials form a thin concrete coating that can be used to restore or repair any concrete surface.

- Creates a new surface
- Can be colored & stained



MT-1500 SG	Gray Smooth	40 Lb. Bag
MT-2500 SG	White Smooth	40 Lb. Bag
MT-3000	Liquid Polymer	5 Gallon Bucket
MT-KIT	Sample Kit	

Overlay Liquid Colorant

Specifically designed for Brickform Micro-Topping, SM Professional Grade and Stampable Overlay (SC-60, White Mix). Use one bottle per bag. Available in 39 standard colors. (See color chart on pages 30-31) Six per case, cannot break cases.

*Overlay Liquid Colorant not available in Smokey Blue.



MTC-	10 Oz. Bottle
------	---------------

SM Professional Grade™

Rough Grade Micro-Topping
Sprayable Cementitious Overlay

BRICKFORM SM Professional Grade is a white, sprayable cementitious overlay that is designed to be mixed with Brickform Liquid Polymer and applied with a hopper gun. It can be integrally colored using BRICKFORM Overlay Liquid Colorant. BRICKFORM SM Professional Grade can be used to create the look of brick, stone, tile or other unique specialty finishes.

- Ease of use
- Can be integrally colored
- Can be stained
- Spray or trowel
- Water resistant



TIP: Use design tape to create patterns that mimic stone, tile or slate. See page 30 for details.

MT-4000	60 Lb. Bag	
MT-3000	Liquid Polymer	5 Gallon Bucket
SM-KIT	Sample Kit	

Turtle Set™

Brickform Turtle Set is a retardant designed for use with Brickform SM Professional Grade, Micro-Topping, OL-60 and SC-60 Stampable overlay products. Easily measured liquid form increases pot life and set times for greater control with resurfacing products in warm weather.



TS-1	1 Gallon Bottle
TS4-1	Case of four 1 Gallon Bottles



Brickform Vertical Mix

High-Build, Vertical Texturing Mix

BRICKFORM Vertical Mix is a lightweight vertical overlay mix designed for texturing vertical surfaces up to 2" and creating simulated stone, rock, tile, slate and other natural surfaces. It is composed of cement, polymers, lightweight aggregates and admixtures. It may be applied to vertical surfaces such as wood, drywall, concrete, blocks, etc.

- Add-water only product
- Color with Overlay Liquid colorant or stain
- Easily textured by carving and stamping

VM-1000, Vertical Mix, 45 lb. bag



Rock Fall, vm-125

27.75" x 12" (70.49 x 30.48 cm), Pattern: A, B and C



Dry Stack, vm-100

27.75" x 12" (70.49 x 30.48 cm), Pattern: A, B and C

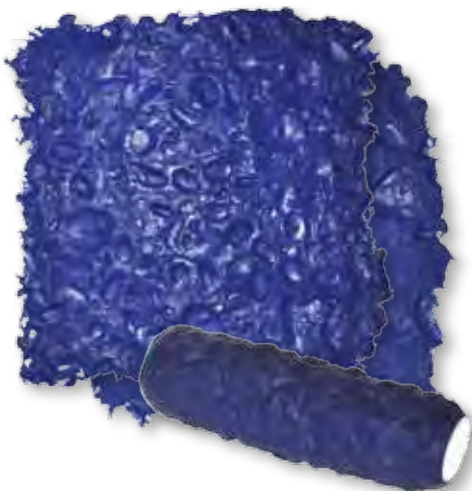


Pebble skin, vm-1075 A or B

16" x 16" (40.64 x 40.64 cm)

Pattern: A and B

Pebble Skin Roller, vm-2075, 8.5"



Rough Stone skin, vm-1025 A or B

16" x 16" (40.64 x 40.64 cm)

Pattern: A and B

Rough Stone Skin Roller, vm-2025, 8.5"



Intensity skin, vm-1050 A or B

16" x 16" (40.64 x 40.64 cm)

Pattern: A and B

Intensity Skin Roller, vm-2050, 8.5"



Premium Sealers

Brickform sealers bring out the natural beauty of the textures and color unique to a decorative surface. These superior, durable sealers also protect the finish from sun damage, yellowing, scuffing and premature wear.

HIGH PERFORMANCE SEALERS

UreMax WB™

BRICKFORM UreMax WB is a two-part, matte-finish, water-based polyurethane that forms a high-solids coating. UreMax WB preserves and protects any above-grade concrete, masonry or stone. It is the most durable, chemical-resistant barrier coating of the BRICKFORM sealers, without the odor typically found in solvent-borne sealers. Formulated to seal and protect concrete and masonry that is subject to heaviest use conditions, BRICKFORM UreMax WB is chemically resistant and highly durable.



Poly-Astic™

Premium, High-Build, Poly-Aspartic Sealer - Zero VOC
BRICKFORM Poly-Astic is a two-part high solids, high build sealer designed for interior use on concrete or masonry surfaces. Poly-Astic allows for single coat high film thickness in a water clear finish. Poly-Astic provides a very smooth, mirror-like finish not attainable with any other product.

- Non-yellowing, crystal clear
- Interior use only
- Enhances color
- Easy to apply



DecoPoxy™

DecoPoxy is a water-based, low VOC, penetrating epoxy coating that has been specifically formulated to protect interior cementitious floors for commercial and residential applications. It provides a high gloss, wear and chemical resistance, and an easy to maintain finish, while bringing up the full depth of color on acid stained or decorative floors.

- Helps prevent delamination
- Non-flammable, low-odor and toxicity
- Superior chemical resistance
- Easy to recoat



PENETRATING SEALERS

Stealth Seal™

BRICKFORM Stealth-Seal is non-film forming water and oil repellent that effectively protects and preserves the natural appearance of any surface it's applied to. It works by creating an invisible barrier at the surface level through a chemical reaction between the sealer and the cement paste, allowing vapor transmission while strongly repelling water and oil. Stealth-Seal ideal for any surface that needs protection from stains and the elements. Apply to natural materials, concrete and any cementitious surface.

Stealth Seal Premium™

BRICKFORM Stealth-Seal Premium will repel water and oil more effectively, has greater stain resistance and has 50% longer service life than regular Stealth Seal.



* See pg 53 for part numbers.



CURE & SEALS

Gem Cure & Seal™

Gem Cure & Seal is a medium-to-high gloss, solvent based, clear acrylate co-polymer curing compound, dust proofer and sealer. Gem Cure & Seal minimizes moisture loss from evaporation in newly placed concrete to provide maximum strength, hardness and protection. Reducing water evaporation loss will result in a stronger, denser, more durable concrete with higher compressive strength, and better crack and freeze-thaw resistance.



Satin Cure & Seal™

Satin Cure & Seal is a water based, clear acrylic co-polymer curing compound, dust proofer and sealer. Satin Cure & Seal minimizes moisture loss from evaporation in newly placed concrete to provide maximum strength, hardness and protection. Reducing water evaporation loss will result in a stronger, denser, more durable concrete with higher compressive strength, and better crack and freeze-thaw resistance.



SOLVENT-BASED SEALERS

Gem-Seal™

High-Gloss Sealer -
700, 400 or 100 VOC

BRICKFORM Gem-Seal is a high-gloss, solvent-based, non-yellowing sealer. A light coating of this UV-resistant sealer will protect and enhance colored and textured concrete. Use BRICKFORM Gem-Seal on porous concrete and masonry to form a shield against stains and mildew.

- Non-yellowing, crystal clear
- Dries to a “wet-look” finish
- Interior/exterior use
- Enhances color



Poly-Seal™

Medium to High-Sheen Sealer -
650, 400 or 100 VOC

BRICKFORM Poly-Seal is a medium-to-high sheen, solvent-based, super-tough acrylic sealer that is easy to clean and maintain. Poly-Seal protects with a UV-resistant coating that penetrates the surface to retard efflorescence and resist oil, grease and food stains.

- Non-yellowing, crystal clear
- Medium-to-high sheen finish depending on porosity of surface
- Interior/exterior use



Safety-Seal™

With Traction-Grip, Low-Sheen Sealer
400 VOC or 100 VOC

BRICKFORM Safety-Seal is designed to be slip-resistant and is ideal around pool decks and areas where water or moisture can accumulate. Safety-Seal is a solvent-based sealer that protects concrete surfaces from stains and mildew. BRICKFORM Safety-Seal dries to a beautiful matte finish that is UV-resistant.

- Dries to a low-sheen finish
- Interior/exterior use
- Micronized slip-resistant additives



WATER-BASED SEALER

Satin-Seal™ for use with overlays

Satin-Finish “Natural-Look” Sealer - 100 VOC

BRICKFORM Satin-Seal is a non-flammable product, designed to protect concrete with a satin finish. This water-based acrylic VOC-compliant sealer reduces the effect of efflorescence on porous surfaces, while forming a non-yellowing, scuff-resistant finish that resists moisture penetration.

- Non-yellowing satin-finish
- Interior/exterior use
- Scuff-resistant

* NOT RECOMMENDED FOR DECORATIVE APPLICATIONS SUCH AS STAMPED, STAINED OR DYED CONCRETE. Please review the TIS at www.brickform.com for applications and guidelines.



SEALER ADDITIVES

Tinta' Seal™ Color tint pack additive for solvent-based sealers

Tinta' Seal can enhance and correct the color of existing cementitious surfaces such as integral color concrete, stamped concrete, overlays or plain concrete. The BRICKFORM Tinta' Seal tint packs are designed to be used with any of our solvent base sealers including Gem Cure & Seal. It is packaged in a 16 oz can that is mixed onsite with a 5-gallon pail of either Gem-Seal, Poly-Seal or Gem Cure & Seal.



Traction Grip™

Traction Grip is an anti-slip micronized powder that adds texture to decorative sealers (BRICKFORM Gem-Seal, Poly-Seal, and Satin Seal). The lightweight spherical shape and clarity gives Traction Grip its specific properties. Applications include inclined driveways, garages, steps, patios and pool decks.

- No sharp edges
- Disperses easily
- Does not affect color



Matte-Magic™

Gloss Reducing Additive

BRICKFORM Matte-Magic is a powdered flattening agent additive for Brickform solvent based sealers. The original topcoat gloss is reduced based on the amount of additive used. The finished gloss reflectance can be varied from semi-gloss to satin. Matte-Magic comes in 16 oz units, with cases of 8 units. Each unit is added to a 5 gallon sealer for gloss reduction.

- Effectively reduces gloss
- Easy to measure and mix



SEALER STRIPPER

Strip-It™

BRICKFORM Strip-It is an environmentally sound and user-safe stripper for water and solvent-based sealers and paints. Strip-It may be used on all masonry surfaces including concrete, quarry tile, ceramic tile, terrazzo, cementitious overlays and other surfaces. Strip-It meets 2005 California Air Resources Board VOC standards (less than 50% VOC by weight).

- Non-flammable
- Contains no methylene chloride



DECOPOXY	DecoPoxy, 1.5 Gallon Kit	PS4-650	Case of four 1 Gallon units
GCS1-65025	Gem Cure & Seal 1315, 650 VOC, 1 Gallon	PS-5	Poly-Seal 650 VOC, 5 Gallon
GCS4-65025	Case of four 1 Gallon units	PS1-400	Poly-Seal 400 VOC, 1 Gallon
GCS-65025	Gem Cure & Seal 1315, 650 VOC, 5 Gallon	PS4-400	Case of four 1 Gallon units
GCS1-35025	Gem Cure & Seal 1315, 350 VOC, 1 Gallon	PS5-400	Poly-Seal 400 VOC, 5 Gallon
GCS4-35025	Case of four 1 Gallon units	PS1-100	Poly-Seal 100 VOC, 1 Gallon
GCS-35025	Gem Cure & Seal 1315, 350 VOC, 5 Gallon	PS4-100	Case of four 1 Gallon units
GCS1-35018	Gem Cure & Seal 309, 350 VOC, 1 Gallon	PS5-100	Poly-Seal 100 VOC, 5 Gallon
GCS4-35018	Case of four 1 Gallon units	SCS1-10018	Satin Cure & Seal 309, 1 Gallon
GCS-35018	Gem Cure & Seal 309, 350 VOC, 5 Gallon	SCS4-10018	Case of four 1 Gallon units
GCS1-10018	Gem Cure & Seal 309, 100 VOC, 1 Gallon	SCS-10018.....	Satin Cure & Seal 309, 5 Gallon
GCS4-10018	Case of four 1 Gallon units	SCS1-10025	Satin Cure & Seal 1315, 1 Gallon
GCS-10018.....	Gem Cure & Seal 309, 100 VOC, 5 Gallon	SCS4-10025	Case of four 1 Gallon units
GS1-700.....	Gem-Seal 700 VOC, 1 Gallon	SCS-10025.....	Satin Cure & Seal 1315, 5 Gallon
GS4-700.....	Case of four 1 Gallon units	SR-1	Strip-It, 1 Gallon
GS5-700.....	Gem-Seal 700 VOC, 5 Gallon	SR4-1	Strip-It, Case of four 1 Gallon units
GS-1.....	Gem-Seal 400 VOC, 1 Gallon	SR-5	Strip-It, 5 Gallon
GS4-400.....	Case of four 1 Gallon units	SS-5	Satin-Seal, 5 Gallon Bucket
GS-5.....	Gem-Seal 400 VOC, 5 Gallon	ST-1	Stealth-Seal, 1 Gallon
GS1-100.....	Gem-Seal 100 VOC, 1 Gallon	ST4-1.....	Stealth-Seal, Case of four 1 Gallon units
GS4-100.....	Case of four 5 Gallon units	ST-5.....	Stealth-Seal, 5 Gallon
GS5-100.....	Gem-Seal 100 VOC, 5 Gallon	STP-1	Stealth-Seal Premium, 1 Gallon
MM	Matte-Magic, 1 lb. Jar	STP4-1	Case of four 1 Gallon units
MM8	Matte-Magic, Case of eight 1 lb. Jars	STP-5	Stealth-Seal Premium, 5 Gallon
MS-5	Safety-Seal 400 VOC, 5 Gallon	TAS-(color).....	Tinta' Seal, 16 Ounce
MS5-100	Safety-Seal 100 VOC, 5 Gallon	TG.....	Traction Grip, 1 lb. Jar
PA-1.....	Poly-Astic, 2 Gallon Kit	TG8.....	Traction Grip, Case of eight 1 lb. Jars
PA-25.....	Poly-Astic, 2 Quart Kit	UMS-1	UreMax, 1 Gallon Kit
PS-1	Poly-Seal 650 VOC, 1 Gallon	UMS-4.....	UreMax, 4 Gallon Kit

Sealer Properties Checklist

	UreMax WB	Poly-Astic	DecoPoxy	Stealth-Seal	Stealth-Seal Premium	Gem Cure & Seal	Satin Cure & Seal	Gem-Seal	Poly-Seal	Safety-Seal	Satin-Seal
High performance	✓	✓	✓		✓						
Penetrating/ Impregnating			✓		✓						
Cure and seal						✓	✓				
Solvent-based		✓				✓		✓	✓	✓	
Water-based	✓		✓	✓	✓		✓				✓
Use with Matte-Magic						✓		✓	✓	n/a	
Two-part	✓	✓	✓								
VOC in grams/ liter	<50	0	190	<20	<20	100/350/650	<100	100/400/700	100/400/650	100/400	100
Solids Content %	51	65	35	n/a	n/a	19-25	18-25	19-27	19	19	26
High-sheen		✓	✓	n/a	n/a			✓			
Medium-sheen						✓			✓		
Low-sheen	✓			flat	flat		✓			✓	✓
Satin-Sheen	✓			n/a	n/a						✓
Film-forming	✓	✓	✓			✓	✓	✓	✓	✓	✓
Non film-forming	n/a	n/a	n/a	penetrating	penetrating	n/a	n/a	n/a	n/a	n/a	n/a
Flammable		✓				✓		✓	✓	✓	
Roll-on	✓	✓	✓	✓	✓	✓	✓	✓	✓		✓
Spray-on	✓*		✓	✓	✓	preferred	✓	preferred	preferred	preferred	✓
Interior	✓	✓	✓	✓	✓	✓	✓	✓	✓	✓	✓
Exterior			✓	✓	✓	✓	✓	✓	✓	✓	✓

* Not a preferred method but possible with proper personal protection



Surface Deactivator

Surface Deactivator by Solomon Colors makes exposed aggregate finishes easier and more consistent. It is typically applied to freshly placed concrete to prevent cement paste hardening and achieve more controlled exposed aggregate finishes. Unlike sugar-based retarders with uncertain levels of retardation, Surface Deactivator selectively halts the hydration process down to a controlled depth. Ten predetermined depths of exposure are available, color-coded for identification, to provide consistent, repeatable cement paste removal and aggregate reveal.

Surface Deactivator can also be applied to newly-placed concrete that is specified for diamond polishing. It softens surface cement paste, reducing heavy grinding stages up to 75%.

Product #	Color Code	Exposure Depth
SSD02	Purple	Acid Etch (0.2mm)
SSD05	Blue	Light Sandblast (1/64") (0.5mm)
SSD10	Brown	Medium Sandblast (1/32") (1mm)
SSD20	Green	Heavy Sandblast (1/16") (2mm)
SSD25	Yellow	Exposure (3/32") (2.5mm)
SSD30	Red	Exposure (7/64") (3mm)
SSD40	Gray	Exposure (5/32") (4mm)
SSD50	Mustard	Exposure (3/16") (5mm)
SSD55	White	Exposure (13/64") (5.5mm)
SSD65	Orange	Exposure (1/4") (6.5mm)

SSD02-1	Acid Etch Purple 0.2 mm, 1 gal
SSD02-4	Acid Etch Purple 0.2 mm, 1 case of 4
SSD02-5	Acid Etch Purple 0.2 mm, 5 gal
SSD05-1	Light Sandblast Blue 0.5 mm, 1 gal
SSD05-4	Light Sandblast Blue 0.5 mm, 1 case of 4
SSD05-5	Light Sandblast Blue 0.5 mm, 5 gal
SSD10-1	Medium Sandblast Brown 1 mm, 1 gal
SSD10-4	Medium Sandblast Brown 1 mm, 1 case of 4
SSD10-5	Medium Sandblast Brown 1 mm, 5 gal
SSD20-1	Heavy Sandblast Green 2 mm, 1 gal
SSD20-4	Heavy Sandblast Green 2 mm, 1 case of 4
SSD20-5	Heavy Sandblast Green 2 mm, 5 gal
SSD25-1	Exposure Yellow 2.5 mm, 1 gal
SSD25-4	Exposure Yellow 2.5 mm, 1 case of 4
SSD25-5	Exposure Yellow 2.5 mm, 5 gal
SSD30-1	Exposure Red 3 mm, 1 gal
SSD30-4	Exposure Red 3 mm, 1 case of 4
SSD30-5	Exposure Red 3 mm, 5 gal
SSD40-1	Exposure Gray 4 mm, 1 gal
SSD40-4	Exposure Gray 4 mm, 1 case of 4
SSD40-5	Exposure Gray 4 mm, 5 gal
SSD50-1	Exposure Mustard 5 mm, 1 gal
SSD50-4	Exposure Mustard 5 mm, 1 case of 4
SSD50-5	Exposure Mustard 5 mm, 5 gal
SSD55-1	Exposure White 5.5 mm, 1 gal
SSD55-4	Exposure White 5.5 mm, 1 case of 4
SSD55-5	Exposure White 5.5 mm, 5 gal
SSD65-1	Exposure Orange 6.5 mm, 1 gal
SSD65-4	Exposure Orange 6.5 mm, 1 case of 4
SSD65-5	Exposure Orange 6.5 mm, 5 gal



Lythic DAY1

Colloidal Silica Technology

New for 2016 by popular demand, Day1 is available in concentrate and Ready-To-Use formulas. In the new green labels, the Ready-To-Use formula is the quick and convenient way to apply Day1. The standard concentrate formula, in the red label, is a 4:1 concentrate, easy to store and ship.

Save a slab with Day1, a reactive finishing aid that will not increase the water cement ratio. Will extend workable time under adverse conditions such as high wind, heat, or low humidity. Day1 eliminates the need to add water during finishing, which can be detrimental to surface performance. Highly effective when used to help finish shake-on hardeners in low bleedwater environments and when finishing high performance concrete. Day1 is an insurance policy that can breathe life back into unworkable concrete and save a slab.

Day1, applied when finishing concrete, provides a number of benefits starting with hardening and densification during the early placement stages. By nature of the colloidal silica chemistry, Day1 will reduce the potential for checking, crazing, scaling and dusting. This technology decreases the Moisture Vapor Emissions Rate which in turn decreases Alkali Silica Reaction. This also reduces efflorescence in colored and uncolored concrete, revealing more of a true finished color.

- Day1 will save a slab
- Aids application of shake on hardeners in low bleed water environments
- Reduces efflorescence on both colored & standard concrete
- Extends workability time under adverse conditions
- Reduces Moisture Vapor Emissions Rate (MVER)
- Designed for hot, dry, and windy conditions
- Hardening & densification during troweling
- Available in RTU and concentrate formulas
- Helps finish high performance concretes
- Minimizes checking, crazing & scaling
- Decreases alkali silica reaction - *(ASR)
- Reduces potential for slab curling
- Reducing operator fatigue and trowel wear



Neutra Clean™

BRICKFORM pH neutral cleaner is a cleaning and neutralizing agent engineered for use on acid and reactive stained floors prior to sealing and to remove light oil, grease or other types of soils from colored, imprinted and natural concrete surfaces. This product combines cleaning and light degreasing without the use of petroleum solvents and effectively loosens residues from the staining process, as well as loosening release powders from stamped concrete.



NC-1 1 Gallon Bottle

NC4-1 Case of four 1 Gallon Bottles

Liquid Release

Colorless Bond-Breaker for Stamping

BRICKFORM Liquid Release is a colorless bond-breaker, formulated and recommended for use with all BRICKFORM Texture Mats and with many other architectural concrete texturing systems. BRICKFORM Liquid Release forms a lubricating barrier that prolongs the life of the imprinting tools by decreasing the friction between the mats and the concrete.

BRICKFORM Liquid Release is used in the texturing process of both colored and uncolored concrete. It is also used as an alternative to powdered release agents that may not be desirable in certain circumstances, such as interior projects. BRICKFORM Liquid Release should be considered for use on projects that are to be textured but colored later, with BRICKFORM Antique-It, Cem-Coat or Blush-Tone Acid Stain, after the concrete has cured.

- Prevents mats sticking to concrete
- Easy-to-apply liquid
- Prolongs tool life
- Interior/exterior use
- Apply with sprayer

LR-1	1 Gallon Can
LR4-1	Case of four 1 Gallon Cans
LR-5	5 Gallon Can



Maintenance

BRICKFORM Premium Acrylic Floor Finish

BRICKFORM Premium Acrylic Floor Finish is a finish that forms a long-lasting protective coating over a BRICKFORM sealer. It provides a wear-resistant sacrificial coating and stands up to the heaviest of traffic conditions. It is easily applied and can be re-coated up to 100 times without having to strip the floor. It will not powder and it can be mopped or cleaned time after time without damaging its original shine. BRICKFORM Premium Acrylic Floor Finish is ideal for ongoing maintenance.

- Super-tough film
- Semi-gloss
- Interior use only
- Slip-resistant

DW-1000	1 Gallon Bottle
DW4-1000	Case of four 1 Gallon Bottles
DW-5000	5 Gallon Bucket



E-Etch

BRICKFORM E-Etch is an environmentally friendly industrial strength floor cleaner, degreaser and light etching product. It is ideal for cleaning and preparing cementitious surfaces for acid staining, decorative overlays, water-based stains, and coatings applications. It may also be used on concrete, stucco, terrazzo and most masonry surfaces to open up the pores on the surface and clean grime, dirt, grease, scuff marks and stains. E-Etch effectively removes excess Antique Release from textured concrete and can also be used as an efflorescence remover.

- Biodegradable
- Rinse with water
- Non-hazardous
- Non-abrasive
- Non-carcinogenic
- Antique Release/efflorescence remover

ES-1200	1 Gallon Bottle
ES4-1200	Case of four 1 Gallon Bottles



Stamped Concrete *Systems*

Coloring

- Integral color
- Color Hardener
- Antique Release
- Antique-It
- Liquid Release

Aids

- DAY1 Troweling Aid

Stamping

- Texture mats and skins
- Texturing accessories
- Pounder
- Touch-up wheels
- Cleaning: Etch-It

Cure and Seals

- Gem Cure & Seal
- Satin Cure & Seal

Sealers

- Poly-Seal
- Gem-Seal
- Safety-Seal
- Stealth-Seal

Interior Use Sealers

- DecoPoxy
- UreMax WB
- Poly-Astic
- Premium Acrylic Floor Finish

Maintenance (interior only)

- Premium Acrylic Floor Finish

Integral Color *Systems*

Coloring

- Solomon Colors SG Granules, Color-Flo® liquid, liquid or dry integral color
- Antique Release
- Liquid Release

Aids

- DAY1 Troweling Aid
- E-Etch
- Surface Deactivator

Cure and Seals

- Gem Cure & Seal
- Satin Cure & Seal

Sealers

- Poly-Seal
- Gem-Seal
- Safety-Seal
- Stealth-Seal

Interior Use Sealers

- DecoPoxy
- UreMax WB
- Poly-Astic
- Satin-Seal

Maintenance

- Premium Acrylic Floor Finish

Restoration *Systems*

Coloring

- Cem-Coat
- FreestylePRO
- Color Wax
- Tinta' Seal
- Antique-It

Sealers

- Poly-Seal
- Gem-Seal
- Safety-Seal
- Stealth-Seal

Interior Use Sealers for use with Cem-Coat

- DecoPoxy
- UreMax WB
- Poly-Astic
- Satin-Seal
- Premium Acrylic Floor Finish

Maintenance (interior only)

- Premium Acrylic Floor Finish



Resurfacing *Systems*

Primer

- Triple Seven Bond Coat

Overlay

- SM Professional Grade
- Micro-Topping
- Stampable Overlay

Coloring

- Overlay Liquid Colorant
- Color Hardener and Antique Release (OL-60 “gray” only)
- Blush-Tone Acid Stain
- E-Stain
- ARTesian Stain
- Pro-Dye (interior use only)
- Cem-Coat
- FreestylePRO

Sealers

- Poly-Seal
- Gem-Seal
- Safety-Seal
- Stealth-Seal

Interior Use Sealers

- DecoPoxy
- UreMax WB
- Poly-Astic

Maintenance (interior only)

- Premium Acrylic Floor Finish

Staining *Systems*

Surface Preparation

- E-Etch

Coloring

- Blush-Tone Acid Stain
- E-Stain
- ARTesian Stain
- Pro-Dye (interior use only)

Aids

- DAY1 Troweling Aid

Sealer Preparation

- Neutra Clean
- Sealer/Surface Preparation
- Strip-It
- E-Etch

Sealers

- Poly-Seal
- Gem-Seal
- Safety-Seal
- Stealth-Seal

Interior Use Sealers

- DecoPoxy
- UreMax WB
- Poly-Astic
- Premium Acrylic Floor Finish

Maintenance (interior only)

- Premium Acrylic Floor Finish

Polishing *Systems*

Densifier

- Lythic Densifier and XL Densifier

Coloring

- Pro-Dye (interior use only)
- Solomon Colors SG Granules, Color-Flo® liquid, liquid or dry integral color

Protector


- Lythic Protector and SPD Protector

Cleaner

- Lythic Cleaner




Speciality Gang Tools (Made-to-Order )




25.25"

Herringbone Used Brick
FM-5000GANG
 Red
A weatherworn brick surface with an uneven texture and rounded broken edges




30.75"

Basket Weave Used Brick
FM-5200GANG
 Yellow
Used bricks in a basket weave pattern with smooth un-grouted joints




31.5"

Rough Cut Ashlar
FM-100GANG
 Blue
Rough hand-tooled stones arranged in an Ashlar pattern




34"

London Cobble
FM-540GANG
FM-540QUAD
 Blue
A traditional lightly textured cobblestone pattern



28.125"

Ashlar Cut Slate
FM-3125GANG
 Blue
A naturally laminated stone texture split along parallel planes, hand-tooled to create a more pronounced chipped fragmented texture with small deep joints





15.875"

Running Bond Used Brick
FM-5100GANG
 Blue
Used bricks laid end-to-end, with sandy joints


Speciality Border Tools (Made-to-Order



Swirl Border, FM-925 
12" x 48" (30.48 x 121.92 cm) Blue
An elegant scrolling pattern with a surrounding smooth border


Swirl Border Corner, FM-926 
12" x 12" (30.48 x 30.48 cm) Blue

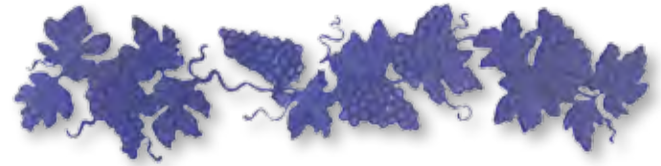



Grapevine Border, FM-910 
12" x 48" (30.48 x 121.92 cm) Blue
A grapevine border with textured background

Grapevine Border Corner, FM-911 
12" x 12" (30.48 x 30.48 cm) Blue




Spring Medallion, FM-930 
12" x 36" (30.48 x 121.92 cm) Yellow
A classic geometric pattern with curved shapes





Grapevine Strand, FM-912 
12" x 48" (30.48 x 121.92 cm) Blue
A stand-alone grapevine border


Idea: Place Grapevine face down under texture mat, and then stamp to create an unique dual image.

Cal-Trans Series Texture Mats (Made-to-Order



Cal-trans 1 1/2" Straight Grooves
HR-100 
24.125" x 47.875" (61.27 x 121.60 cm)
Blue
Smooth 1/4" grooves spaced 1 1/2" apart
Also Available:
HR-400
Cal-trans 3/4" Straight Grooves
12.25" x 48.25" (31.12 x 122.56 cm) Blue
Smooth 1/4" grooves spaced 1/2" apart




Cal-trans 45° Left 
HR-200L
24.125" x 48.125"
(61.27 x 122.23 cm) Red
Smooth grooves running the entire length of the tool at a 45° angle (Left orientation)
Also Available:
HR-200 R
Cal-trans 45° Right
24.125" x 48.25" (61.27 x 122.56 cm)
Yellow
Smooth grooves running the entire length of the tool at a 45° angle (Right orientation)


Graphic Warning Imprints (Made-to-Order


BRICKFORM carries a complete line of graphic imprints. Call for available patterns **1-800-483-9628**.



No Dumping Flows To River 
FM-6100
12" x 33.937" (30.48 x 86.2 cm)
Blue



High Voltage 
FM-6240
5.5" x 12" (13.97 x 30.48 cm)
Yellow



Warning Post Tension 
FM-6210
8" x 12" (20.32 x 30.48 cm)
Red


Made-to-Order Tools

Part #	Color	Description	Size
FM- 20-R	Y	20 x 20 Hand Tool-Stone Texture S/O	20 x 20
FM- 20-S	B	Hand Tool-Slate Texture S/O	20 x 20
FM- 225	Y	4 x 4 Mountain Stone Granite Sets S/O	24 x 24
FM- 275	Y	8 x 8 Granite Sets S/O	24 x 24
FM- 285	B	Old English Cobblestone (Stair Step)	20 3/4 x 43 1/2
FM- 325	B	12 x 12 Heavy Stone S/O	24 x 24
FM- 350	B	12 x 12 Utah Stone S/O	24 x 24
FM- 375	B	Stone Texture with 1/2" Joints	24 x 24
FM- 400	B	12 x 12 Yucatan Tile S/O	24 x 24
FM- 450	B	Antiqua Stone (Stairstep)	25 x 33
FM- 660	Y	24 x 24 Keystone (Coquina Stone)	23 1/2 x 23 1/2
FM- 675	R	San Juan Pavers	29 1/2 x 30
FM- 725	R Y B	Beverly Hills Random Stone	29 1/8 x 29 1/8
FM- 795	R	Santa Fe Pebble	36 x 36
FM- 800	B	36 x 36 Blue Stone S/O	36 x 36
FM- 900	B	18 x 18 Utah Stone S/O	18 x 36
FM- 915	B	Autumn Leaf Border Tool	12 x 36



**Autumn Leaf Border
FM-915**
12" x 36" (30.48 x 91.44 cm)
Yellow
A rustic pattern featuring autumn leaves and flowers

FM- 916	Y	Autumn Leaf Border Corner	12 x 12
FM- 920	R	Whale Border Tool	12 x 48
FM-1000	R B	Opa Locka Stone S/O	19 3/4 x 29 3/4
FM-1150	R	Metro Cobble - 1 S/O	24 x 28
FM-1151	B	Metro Cobble - 2 S/O	24 x 32
FM-1250	R	4 x 12 Cut Stone Border S/O	13 x 34 7/8
FM-1275	R	4 x 8 Cut Stone Double S/O	8 3/8 x 8 3/8
FM-1280	R	4 x 12 Cut Stone Double S/O	8 3/8 x 12 7/8
FM-1285	R	Garden Stone	36 x 36
FM-1400	Y B	36 x 36 Heavy Stone Texture	36 x 36
FM-1420	Y	24 x 24 Heavy Stone Texture	24 x 24
FM-1440	Y	18 x 18 Heavy Stone Texture	18 x 18
FM-1450	R B	18 x 36 Heavy Stone Texture	18 x 36
FM-1460	B	60 x 60 Heavy Stone Texture	60 x 60
FM-1500	R B	Walkway Stone S/O	18 x 35 7/8
FM-1700	R	Large Herringbone (Rough Stone)	32 x 40
FM-2350	B	12 x 12 Blue Stone S/O	24 x 36



**Large Herringbone
FM-1700 S/O**
32" x 40" (81.28 x 101.6 cm)
Red
A porous brick texture in a classic herringbone pattern

FM-2490	Y	60 x 60 Compass Rose S/O	60 x 60
FM-3175A	R B	6 x 24 Yorkstone S/O	6 x 24
FM-3175B	R B	12 x 12 Yorkstone S/O	12 x 12
FM-3175C	R B	12 x 18 Yorkstone S/O	12 x 18
FM-3175D	R B	18 x 18 Yorkstone S/O	18 x 18
FM-3175E	R B	18 x 30 Yorkstone S/O	18 x 30
FM-3175G	R B	24 x 24 Yorkstone S/O	24 x 24

Part #	Color	Description	Size
FM-3175HR	B	30 x 30 Yorkstone S/O	30 x 30
FM-3175S	R B	Yorkstone Set	2 @ 6 x 24
FM-3190	R	48 x 48 Slate Texture with Joint S/O	48 x 48
FM-3575	B	12 x 24 Running Bond Slate	24 1/2 x 60 1/2
FM-3650	R Y B	Regal Ashlar S/O	36 x 36
FM-5020	R	Herringbone Used Brick (New Mold)	28 1/2 x 46
FM-5080	R	Herringbone New Brick Butt Joint	32 x 36
FM-5085	B	Herringbone Used Brick Butt Joint	32 x 36
FM-5090	R	Untextured Herringbone Brick with 1/2" V-Joint	32 x 36
FM-5140	B	Running Bond New Brick 1/4" Joint	23 3/4 x 35 1/2



Untextured Running Bond Brick with 1/2" V-Joint, FM-5160
19.375" x 34.75" (49.21 x 88.26 cm)
Blue
Smooth untextured bricks with angled joints

FM-5160	B	4 x 8 Untextured Runningbond Brick w/ 1/2" V-Joint	19 3/8 x 34 3/4
FM-5225	R	Old English Basket Weave	16 3/4 x 33 1/2
FM-5350	R	4 x 8 Basket Weave Used Brick Border	8 1/4 x 32
FM-5375	R	4 x 8 Basket Weave New Brick Border	7 1/2 x 31 3/4
FM-5400	Y	Used Brick Corner	8 1/2 x 8 1/2
FM-5450	B	New Brick Corner	8 1/2 x 8 1/2
FM-5650	R	4 x 8 New Brick Runner	3 5/8 x 30 1/2
FM-5700	Y	Used Brick Double	8 3/8 x 8 9/16
FM-5750	B	New Brick Double	8 3/8 x 8 9/16
FM-7000	R	12 x 12 Mexican Tile-Smooth Texture	23 3/4 x 35 3/4
FM-7025	R	Santa Barbara Tile	30 3/4 x 30 3/4
FM-7125	R	Octagon Tile Flower	5 x 5
FM-7150	R Y B	Un-Textured Ashlar with 1/2" V-Joint	23 1/8 x 23 1/8
FM-8015	Y	3' Cedar Wood Flooring	18 x 82
FM-8100	B	2' Wood Plank S/O	12 x 24
FM-8200	B	3' Wood Plank S/O	12 x 36
FM-8300	B	4' Wood Plank S/O	12 x 48
FM-8400	B	6' Wood Plank S/O	12 x 72
FM-8500	B	8' Wood Plank S/O	12 x 96



Compass Rose, FM-2490 S/O
60" x 60" (152.4 x 152.4 cm)
Yellow

FM-8600	B	Wood Block	22 1/8 x 33 1/8
OL- 100	R	B Ashlar Stone S/O	24 x 24
OL- 400	R	B Sidewalk Stone S/O	18 x 36
OL- 700	Y	24 x 24 Coquina Stone (Salt Finish) S/O	24 x 24
OL- 800	Y B	Random Stone S/O	30 x 30
TM-1000	A	4 x 12 Brick Border	12 x 48
TM-1040	A	12 x 12 Mexican Tile Border	12 x 48
TM-1100	A	Danish Fan	39 1/2 x 63 1/4
TM-1600	A	Tear Drop Fan	56 x 60
TM-1660	A	Hexagon-Smooth with 1/2" Joints	35 3/8 x 51 1/8

How To Order Texture Skins

Select the characteristics of your Texture Skin by choosing one option from each section and entering the order number or letter in sections A through E. Then build the part number.

For more information and approximate lead times on special or custom orders, please contact Customer Service at 1-800-483-9628.

Section A. Choose the Texture (Indicates Made-to-Order, additional production lead time)

- | | | |
|---|---|---|
| <input type="checkbox"/> [A] Blue Stone | <input type="checkbox"/> [J] Yucatan  | <input type="checkbox"/> [T] Cracked Mud |
| <input type="checkbox"/> [B] Limestone  | <input type="checkbox"/> [K] Sierra Seamless | <input type="checkbox"/> [U] Lunar Rock |
| <input type="checkbox"/> [C] Rough Stone | <input type="checkbox"/> [L] Rocky Mtn. Stone  (Large size is 36"x48") | <input type="checkbox"/> [V] Super Slate |
| <input type="checkbox"/> [D] Heavy Stone | <input type="checkbox"/> [O] Smooth Slate | <input type="checkbox"/> [W] Sidewalk Stone |
| <input type="checkbox"/> [E] Sanded Slate | <input type="checkbox"/> [P] Desert Slate | <input type="checkbox"/> [X] Riviera Slate |
| <input type="checkbox"/> [F] Renaissance Slate | <input type="checkbox"/> [Q] Elk Mountain | <input type="checkbox"/> [Y] Casa Rubia |
| <input type="checkbox"/> [G] Chiseled Slate  | <input type="checkbox"/> [R] Elk Mountain (veined) | |
| <input type="checkbox"/> [H] Roman Slate | <input type="checkbox"/> [S] Regal Ashlar | |

Section B. Choose the Size of the Texture Skin

- | | | |
|--|---|--|
| <input type="checkbox"/> [1] Extra Small (Approx. 12" x 12") | <input type="checkbox"/> [3] Medium (Approx. 36" x 36") | <input type="checkbox"/> [5] *Extra Large (Approx. 60" x 60") |
| <input type="checkbox"/> [2] Small (Approx. 24" x 24") | <input type="checkbox"/> [4] Large (Approx. 48" x 48") | *Limestone, Rough Stone, Heavy Stone, Sierra Seamless, and Desert Slate only |

Approximate size based on hand pour of each tool.

Section C. Choose a Flex-Rating

- | | | |
|--|---|---|
| <input type="checkbox"/> [S] Ultra Flexible (soft) 
<i>For finishing and corners</i> | <input type="checkbox"/> [C] Classic Flexible (medium) 
<i>Original BRICKFORM medium flexibility, detailed feathered edge</i> | [M] Standard Flexible (firm)
<i>Tough, rigid skin - tighter feathered edge</i> |
|--|---|---|

Section D. Choose the shape of the Texture Skin

- | | |
|---|-------------------------------------|
| <input type="checkbox"/> [1] Free Formed (rounded) 
<i>Custom order – 2 week production lead time</i> | <input type="checkbox"/> [2] Square |
|---|-------------------------------------|

Section E. Choose with or without handles (Ultra-Flexible not available with handles)

- | | |
|---|--|
| <input type="checkbox"/> [N] Without Handles
<i>Custom order – 2 week production lead time</i> | <input type="checkbox"/> [Y] With Handles
<i>(Sizes medium, large, and extra large)</i> |
|---|--|

PART NUMBER	Section A	Section B	Section C	Section D	Section E
FM- (insert numbers/letters chosen from sections)	_____	_____	_____	_____	_____

Part number Sample: A4M2Y = Blue Stone, Large, Medium-Density, Square, With Handles

Disclaimer - All measurements are nominal. Skin and texture mat measurements are based on the Brickform mold size. Urethane has a natural tendency to shrink or expand, depending on environmental factors. This does not affect how the mats fit together.



BRICKFORM

A Division of Solomon Colors, Inc.



Toll Free: 1-800-483-9628

Corporate Headquarters
4050 Color Plant Road
Springfield, IL 62702

Division Headquarters
1371 Laurel Avenue
Rialto, CA 92376

www.brickform.com