



**C e m b r e**



# IDENTIFICATION & LABELLING *systems*



**MAKING THE RIGHT CONNECTIONS**



*This catalogue illustrates our identification and labelling systems.*

*For each product family the principal features are indicated, along with typical applications and the necessary guidelines for correct application.*

*Our sales personnel are at your disposal to provide more detailed information and our design and development engineers are available to study new solutions for particular applications.*



*All Cembre products comply with Directive 2011/65/EU of the European Parliament and Council dated 8 June 2011 (and subsequent amendment)*



*On 14th December 1990 Cembre SpA Quality Management System was certified by Lloyd's Register of Quality Assurance (LRQA) according to ISO 9002:1987 EN 29002 - 1987 BS 5750: Part 2: 1987 for the manufacture of insulated and uninsulated copper crimping connectors.*

*Then on 22nd December 1992 Cembre SpA was certified ISO 9001 for the design and manufacture of cable accessories, electrical connectors and associated tools.*

*The activities of the main premises in Brescia, the Italian regional offices and the subsidiary companies in Great Britain, France, Spain, Germany and USA are governed by a single Quality System, assessed by Lloyd's Register of Quality as conforming to the ISO 9001: 2015 norm, for the design, manufacture and sales of electrical connectors and associated tools, cable accessories, marking systems, tooling and products for railway applications. In house repair, refurbishment and calibration of tooling.*

*This guarantees a homogeneous and high quality level of the products and services that Cembre offers to its customers.*

*This guarantees a homogeneous and high quality level of the products and services that Cembre offers to its customers.*



*Cembre S.p.A. has recently recognised the need to align its Environmental Management System with the spirit and content of ISO 14001: 2015 as fundamental to future development.*

*To this end the company undertook a wide-ranging review of all functions including development and design stages, material selection, usage and manufacturing processes.*

*The resulting definition of operational procedures in line with these aims and provisions has enabled Cembre S.p.A. to achieve Environmental Certification, further highlighting the companies sensitive and careful approach to environmental protection.*

*The resulting definition of operational procedures in line with these aims and provisions has enabled Cembre S.p.A. to achieve Environmental Certification, further highlighting the companies sensitive and careful approach to environmental protection.*



*Cembre S.p.A. has recently enhanced its business processes with the certification by Lloyd's Register of Quality Assurance, of its Management System for the Health and Safety of Workers, in accordance with the standard OHSAS 18001: 2007 (Occupational Health and Safety Management System).*

*The project, launched in early 2011, was strategically designed to facilitate the active participation of all employees at every level in the application of systems management, in order to optimise compliance of risk management capability with regard to laws and regulations concerning the health and safety of workers.*

*All employees have received exhaustive training and are involved, by exercising their individual responsibility and competence, as key players in the identification of residual risk situations and the proposal of corrective solutions.*

*For Cembre then, this certification is not only the proper recognition of the quality of work performed, but also an incentive to maintain a determined competitive advantage in increasingly difficult and aggressive international markets.*

*For Cembre then, this certification is not only the proper recognition of the quality of work performed, but also an incentive to maintain a determined competitive advantage in increasingly difficult and aggressive international markets.*

## Cembre S.p.A. Group head office, Brescia, Italy



### Cembre Ltd, Birmingham, UK



*Cembre Ltd is one of the production units in the Cembre group. Since its establishment in December 1986, the company has enjoyed years of continuous growth. Its main office, laboratory and works are located in Curdworth, near Birmingham, while its active sales force serves customers throughout the UK and Ireland.*

### Cembre Inc. Edison, New Jersey, USA






























*Operative since March 1999, Cembre Inc. based in Edison, NJ, provides full stock of our products available to customers, technical assistance and repair capabilities with immediate availability of spare-parts. Our head-office in Edison serves the United States, Canada and Mexico.*



# INDEX

## Symbols

	All Cembre products comply with Directive 2011/65/EU of the European Parliament and Council dated 8 June 2011 (and subsequent amendment)
	Meets the requirements for fire testing of materials and components for trains EN 45545-2:2013
	Halogen Free
	Silicon Free
	MIN. Operating temperature range
	MAX. Operating temperature range
	Self extinguishing class
	Product's Series, PVC rigid thickness 0,5 mm
	<b>Material:</b> Polyvinyl Chloride
	<b>Material:</b> Plasticised Polyvinyl Chloride
	<b>Material:</b> Polycarbonate
	<b>Material:</b> Acrylonitrile-Butadiene-Styrene
	<b>Material:</b> Styrene-Butadiene-Styrene
	<b>Material:</b> Polyester
	<b>Material:</b> Cotton Fabric Coated with Acrylic
	<b>Material:</b> High-Density Polyethylene
	<b>Material:</b> Thermoplastic Polyurethane
	<b>Material:</b> Irradiated Polyolefin
	<b>Material:</b> Stainless Steel AISI
	<b>Material:</b> Polyamide 6.6
	<b>Material:</b> Polypropylene
	<b>Material:</b> Polyoxymethylene
	<b>Material:</b> Ethylene-Vinyl Acetate
	<b>Material:</b> Polystyrene
	<b>Material:</b> Polyethylene Terephthalate
	<b>Material:</b> Aluminium
	Thickness (mm) of Material

	Symbols .....	1
	Identification and labelling systems .....	3
HOW TO MARK	How to mark .....	5
GENIUSPRO	Software .....	8
	<b>THERMAL TRANSFER SYSTEM FOR SHEET MEDIA</b>	
MG3	Thermal transfer printer for sheet media .....	9
ACCESSORIES	Support templates and accessories .....	10
RIBBONS	Monochrome ribbons .....	11
MG-TPMF	Cable tags for holders .....	12
MG-TPM	Cable tags for holders .....	13
MG-TDM	Cable tags without holder .....	14
MG2-TDMO	Cable tags without holder .....	15
	Support for MG2-TDMO cable tags .....	15
MG-ETF	Cable & conduit tags tie-on .....	16
MG-KMP	Wraparound cable markers .....	17
MG-CPM	Terminal block markers .....	18
MG-CPMF	Terminal block marker strips .....	20
MG-VYB	Terminal block marker labels .....	21
MG-SPM	Component markers, push in .....	22
MG-TAP	Legends 15 mm .....	23
	Legends 15 mm, Halogen free .....	24
MG-TAP-CCS	Transparent legends .....	25
MG-PTS	Push button legends .....	26
MG-TAPW	Legends 9 mm .....	27
MG-TAR	Legends .....	28
MG-DOG	Dog tags .....	29
MG-TAA	Legends self adhesive .....	30
MG-VYT	Labels .....	32
MG-PYT	Labels .....	33
MG-VCT	Labels .....	34
MG-PLC	PLC legends .....	35
MG-SAT	Security labels .....	36
MG-17.5-R	Modular legends .....	37
MG-17.5-A	Modular legends .....	38
MG-17.5	Modular labels .....	39
MG-17.5-SB	Modular backing strips .....	40
GMCK	Customisable panel plates .....	41
MG-VRT-R	Panel plates rivet fixing .....	42
	Panel plates rivet fixing, Halogen free .....	43
MG-VRT-RH	Panel plates rivet fixing with holes .....	44
	Panel plates rivet fixing with holes, Halogen free .....	45
MG-VRT-A	Panel plates self adhesive .....	46
	Panel plates self adhesive, Halogen free .....	47
MG-VRT-AH	Panel plates self adhesive with holes .....	48
	Panel plates self adhesive with holes .....	49
MG-SIGNS	Panel legends .....	50
	Panel labels .....	51
	<b>THERMAL TRANSFER SYSTEM FOR ROLL MEDIA</b>	
ROLLY3000	Thermal transfer printer for roll media .....	52
ROLLY2000TR2	Thermal transfer printer for roll media .....	53
ACCESSORIES	Cutters and accessories .....	54
RIBBONS	Monochrome ribbons .....	55
TPM-ROLL	Cable tags with holders .....	56
KM-ROLL	Wraparound cable markers .....	57
ETF-ROLL	Cable & conduit tags tie-on .....	58

# INDEX

TAR-ROLL	Legends .....	60
VCT-ROLL	Self adhesive labels .....	61
STRIP-ROLL	Modular component legend strips .....	62
TTL	Thermal transfer labels .....	63
	Rectangular labels, horizontal arrangement .....	64
	Rectangular labels, vertical arrangement .....	65
	Square labels .....	65
TTF	Continuous material .....	66
	Continuous material .....	66
	Self adhesive continuous material .....	67
	Self adhesive continuous material, reflective finish .....	67
GMC-AL	Aluminium mounting plates .....	67
TERMO-ROLL H2	Heat shrinkable tubing High Grade 2:1 .....	68
TERMO-ROLL H3	Heat shrinkable tubing High Grade 3:1 .....	70
TERMO-ROLL M2	Heat shrinkable tubing Medium Grade 2:1 .....	72
TERMO-ROLL M3	Heat shrinkable tubing Medium Grade 3:1 .....	74
SMP	Stainless steel tie-on tags .....	76
<b>MANUAL SYSTEM</b>		
PMP-30	Push in cable markers .....	78
	Tools for markers PMP-30 .....	79
	Carriers for markers PMP-30 .....	79
	STARTkit PMP-30 .....	79
RMS-01	Push on ring cable markers .....	80
	Insertion tool for push on ring cable markers .....	81
RMS-02	Push on ring cable markers .....	82
RMS-03	Push on ring cable markers .....	84
RMS-04	Push on ring cable markers .....	85
FMS	Push on flat ring cable markers .....	86
	Carrier for push on flat ring cable markers .....	86
MS-ETF	Laminated write on-tie on .....	87
WIT-W	Cable ticket .....	88
KM	Wraparound cable markers .....	89
ANS	Wraparound cable markers .....	90
ANL	Alphanumeric signs .....	92
SM-01	Snap on cable markers .....	93
SM-02	Snap on cable markers .....	94
SM-03	Snap on cable markers .....	95
SM-06	Snap on cable markers .....	96
SM-09	Snap on cable markers .....	97
SM-12	Snap on cable markers .....	98
SM-15	Snap on cable markers .....	99
SM-17	Snap on cable markers .....	100
SM-21	Snap on cable markers .....	101
SM-24	Snap on cable markers .....	102
	Applicators .....	102
<b>ACCESSORIES</b>		
PMF	Transparent tag holders 4 mm .....	104
PMF-HF	Transparent tag holders - Halogen Free .....	106
PM	Transparent tag holders 4 mm .....	107
PM-HF	Transparent tag holders - Halogen Free .....	110
PM-L	Transparent tag holders - Light .....	111
PMF-AC	Self adhesive transparent flat tag holders .....	112
PMF-ET	Transparent flat tag holders tie-on .....	113
PM-AC	Self adhesive transparent tag holders .....	114
PM-ET	Transparent tag holders tie-on .....	115
PM-DT	Transparent tag holders tie-on .....	116
PMT-AC	Self adhesive transparent legend holders 9 & 15 mm .....	117

PMT-ET	Transparent legend holders tie-on 9 & 15 mm .....	118
PMT-DT	Transparent legend holders tie-on 9 & 15 mm .....	119
Serie G	Polyamide PA6.6 Cable ties .....	120
Serie GVO	Polyamide PA6.6 Cable ties (VO:UL94) .....	122
Serie G FH	Polyamide PA6.6 Cable ties .....	123
Serie GX	Stainless Steel INOX AISI 304 cable ties .....	124
PTP	Push button legend bases .....	125
PL	Legend bases .....	126
TAP-CCS	Transparent covers .....	127
RT-TAP	Legend rail, 15 mm .....	128
	Transparent protective covers, 15 mm .....	128
	Transparent protective strip, 15 mm .....	128
RT-TAPW	Legend rail, 9 mm .....	129
	Transparent protective covers, 9 mm .....	129
	Transparent protective strip, 9 mm .....	129
CPT	Transparent covers .....	130
TPD	Document holder .....	131
<b>LABELS</b>		
WS	Warning signs .....	132
PS	Prohibition signs .....	135
MS	Mandatory signs .....	136
CS	Electrical symbols .....	137
VS	Utility sector signs .....	139
CHART	Terminal block marker cross reference chart .....	144
QUALITY	Test methods .....	154
GMCK	Pre-printed MARKINGENIUS® media specification .....	156

## Identification and labelling systems

Cembre offers a number of innovative solutions to meet demands for high performance and reliability in the industrial and manufacturing sectors.



### THERMAL TRANSFER SHEET PRINTER MARKINGENIUS®

The revolution in identification systems, MARKINGENIUS®MG3 is a high speed flat bed printer using thermal transfer technology to produce identification and labelling media for cables and tubing, panel building components and equipment of all types. Windows® based, the high resolution MARKINGENIUS®MG3 prints monocolour True Type fonts, while also reproducing Clipart images, drawings and bitmaps down to very small dimensions.



### THERMAL TRANSFER ROLL PRINTER ROLLY3000

ROLLY3000 is designed for high speed printing of identification and labelling media in roll format.

Thermal transfer print quality matched with robust construction and intensive Cembre reliability allow ROLLY3000 to print 1000 cable tags in less than two minutes.

ROLLY3000 is equipped to print TERMO-ROLL heat shrinkable tubing in continuous or ladder format at high speed and with the precision and quality of print required to meet the most stringent standards.

### MANUAL SYSTEM

Provides simple solutions for the identification of cables and electrical components with four families of products:

- *push in cable markers- individual characters are collected in order on the insertion tool, then pushed into the transparent holder mounted on the cable.*
- *push on ring markers and flat tie on holder markers used directly on cables, tubing and conduits.*
- *snap on cable markers which can be fitted even after cables are terminated and connected.*
- *wraparound self laminating cable markers available for a wide range of diameters and may be hand printed then attached at any time. Ideal for applications requiring the print to be protected.*



### LABELS

Warning, prohibition and mandatory signs, on A4 sheets.

# HOW TO MARK

## How to mark

### MODULAR COMPONENTS

- legends
- labels
- brand-specific legends
- mounting rails



### PANEL INTERIORS



### TERMINAL BLOCKS

- widest brand suitability
- pitched and single markers
- marker strips
- marker labels



### COMPONENTS & EQUIPMENT

- PLC legends
- rail mounted legends
- brand-specific legends
- dog tags
- rating plates and labels
- security labels



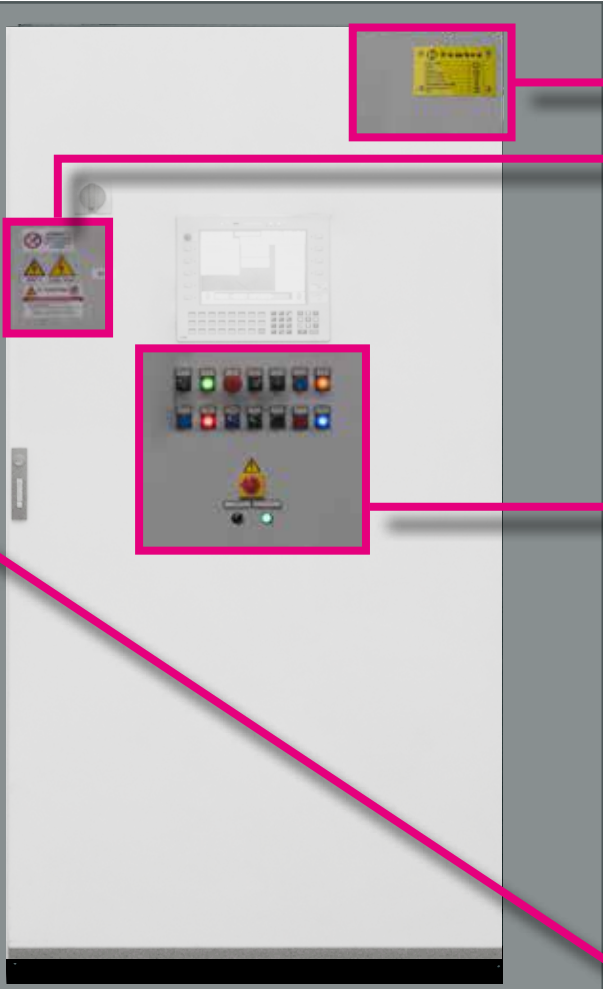
### SINGLE CABLES

- cable tags for holders
- one piece push or clip-on cable tags
- wraparound cable markers
- heat shrinkable tubing
- push in markers
- ring cable markers
- wraparound strips
- snap on markers



# HOW TO MARK

## PANEL EXTERIORS



## PLATES & LABELS



- self adhesive panel plates
- panel plates with covers
- self adhesive component legends
- modular component legends for rails
- self adhesive labels
- security labels
- panel legends
- document holders

## PUSH BUTTONS & INDICATORS



- self adhesive legends
- legends for push button bases
- brand-specific legends
- push button legends
- panel legends
- self adhesive labels

## CONNECTORS



- self adhesive legends & labels

## CONDUITS, PIPES & MULTI-CORE



- tie-on cable and conduit tags
- wraparound cable markers
- heat shrinkable tubing

# HOW TO MARK

## How to mark

PRODUCT PAGE












SINGLE CABLES	CONDUITS PIPES MULTI-CORE		TERMINAL BLOCKS	PUSH-BUTTONS SWITCHES	COMPONENTS EQUIPMENT		
 <p>MG-TPMF 12</p>  <p>PMF 104 MG-TPM 13</p>  <p>PM 107 MG-TDM 14</p>  <p>MG2-TDMO 15</p>  <p>MG-KMP 17</p>	 <p>MG-TPMF 12</p>  <p>PMF-ET 113 MG-TPM 13</p>  <p>PM-ET 115 MG-TPM 13</p>  <p>PM-DT 116 MG-ETF 16</p>  <p>CABLE TIE 120</p>	 <p>MG-TAP 23</p>  <p>PMT-DT 119 MG-TAP 23</p>  <p>PMT-ET 113 MG-TAPW 27</p>  <p>PMT-ET 113 MG-TAPW 27</p>  <p>PMT-DT 119</p>	 <p>MG-CPM 18</p>  <p>MG-CPMF 20</p>  <p>MG-VYB 21</p>	 <p>MG-PTS 26</p>  <p>MG-TAA 30</p>  <p>MG-TAP 23</p>  <p>PTP 125 MG-TAP 23</p>  <p>PL 126 MG-VYT 32</p>  <p>HIGH PRESSURE</p>  <p>MG-SIGNS 50</p>	 <p>MG-TPMF 12</p>  <p>PMF-AC 112 MG-TAR 28</p>  <p>MG-PLC 35</p>  <p>MG-DOG 29</p>  <p>MG-VCT 34</p>	<p>MG-TPM 13</p>  <p>PM-AC 114 MG-TAA 30</p>  <p>MG-VYT 32</p>  <p>MG-TAP 23</p>  <p>PMT-AC 117 MG-TAPW 27</p>  <p>PMT-AC 117</p>	<p>MG-SPM 22</p>  <p>MG-SAT 36</p>  <p>MG-PYT 33</p>  <p>MG-TAP 23</p>  <p>RT-TAP 123 MG-TAPW 27</p>  <p>RT-TAPW 129</p>

Thermal Transfer System for Sheet Media



			
<b>MG-TAA 30</b>			
			
<b>MG-VYT 32</b>			
			
<b>MG-VCT 34</b>			
			
<b>CONNECTORS</b>			
			
<b>MG-TAP 23</b>			
			
<b>RT-TAP 123</b> <b>MG-TAPW 27</b>			
			
<b>RT-TAPW 129</b> <b>MG-17.5-R 37</b>			
			
<b>MODULAR COPONENTS</b>			
			
<b>MG-TAP 23</b>			
			
<b>RTA-TAP 123</b> <b>MG-TAPW 27</b> <b>PLA 123</b> <b>MG-VYT 32</b>			
			
<b>RTA-TAPW 129</b> <b>MG-PYT 33</b> <b>MG-SAT 36</b>			
			
<b>PLATES</b>			
			
<b>MG-17.5-A 33</b>			
			
<b>MG-SIGNS 50</b> <b>GMCK 41</b>			
			
<b>LABELS</b>			
			
<b>MG-VRT-R 42</b> <b>MG-VRT-A 46</b>			
			
<b>CPT 130</b>			
			
<b>SIGNS</b>			

THERMAL TRANSFER SYSTEM FOR SHEET MEDIA

			
<b>TPM-ROLL 56</b>			
			
<b>PMF 104</b> <b>TERMO-ROLL 63</b>			
			
<b>KM-ROLL 57</b>			
			
<b>SINGLE CABLES</b>			
			
<b>ETF-ROLL 58</b>			
			
<b>CABLE TIE 120</b> <b>TERMO-ROLL 63</b>			
			
<b>CONDUITS PIPES MULTI-CORE</b>			
			
<b>STRIP-ROLL 62</b>			
			
<b>MODULAR COMPONENTS</b>			
			
<b>TTL 63</b>			
			
<b>LABELS</b>			

THERMAL TRANSFER SYSTEM FOR ROLL MEDIA

# GENIUSPRO



## Software

for all Cembre printers

GENIUSPRO is the latest software developed by Cembre.

- Simple and intuitive
- Operator needs only basic computer skills
- Enhanced features include full size Dynamic Preview
- Assures increased capability and performance when printing text, symbols and images on Cembre MARKINGENIUS® and ROLLY systems.

MARKINGENIUS® and ROLLY systems are delivered complete with power & connection cables and GENIUSPRO software including a universal driver for Windows® to ensure compatibility.

### Software features

Easy data insertion

More than ten types of counter

\*.txt, \*.cad, \*.dbf, \*.xls and other file types can be imported

MATRIX, ACS and Simplo conversion

Spac, EPLAN, IGE-XAO, ZUKEN and Excel importation

Customisable print output filters

Optimised printing of media for cables, terminal blocks, control gear, connectors, push buttons, components, panels and self adhesive labels

All Windows fonts

Designs customised media

Vector, drawing and clip art printing

Free upgrades with each release

Help function

### Minimum system requirements

PC Processor Intel®Core™ i3 or equivalent

4 Gb RAM

USB connection

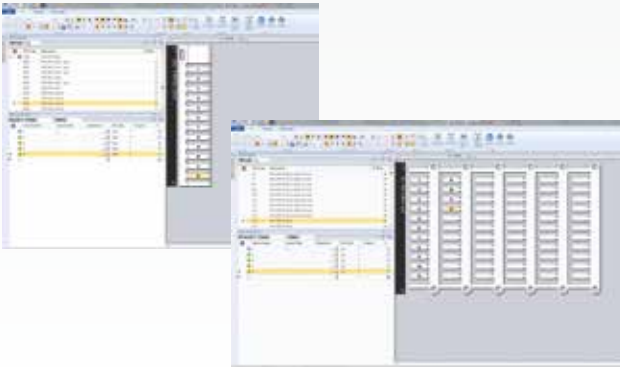
2 Gb available hard disc space

Video resolution 1280x1024

Windows 7, 8 and 10

CD drive

Internet enabled



[www.cembre.com](http://www.cembre.com) - [www.cembre.co.uk](http://www.cembre.co.uk) - [www.cembreinc.com](http://www.cembreinc.com)



### System-lifetime support

- free software updates
- pre-purchase trials
- free of charge training and support every working day, by phone, remote computer access via internet or site visit
- samples of available media for customer approval and new media developments welcome
- loan machine when printer returned for service.

Type	Quantity	Description
GENIUSPRO-5L	1	Software GENIUSPRO - 5 Licenses
GENIUSPRO-1L	1	Software GENIUSPRO - 1 Licence

Thermal transfer printer for sheet media



on sheet media, plug&play

MARKINGENIUS®MG3 has been exclusively designed by Cembre for the identification of conductors and electrical components.

MARKINGENIUS®MG3 is a high resolution plug&play flat bed printer based on thermal transfer technology, capable of producing tags for cables, pipes and tubes; terminal block markers and legends and labels for all electrical panels, components and equipment. All Cembre MG media can be printed with monocolour Windows True Type fonts at high speed.

MARKINGENIUS®MG3 will also reproduce Clipart images, drawings, barcodes and bitmaps down to very small sizes.

Compact, ergonomic, clean and quiet MARKINGENIUS®MG3 may be conveniently located in an office, like any other computer peripheral.

**Each monochrome ribbon can print more than 300,000 MG-TPMF 4x10 mm cable tags with full printable surface coverage.** Carriage loading and unloading operations are rapid; support templates are easily interchanged and as the pigment deposited from the ribbon dries instantaneously, printed sheets are immediately ready to use.

Printer dimensions:

- Length: 382 mm 15.04 in.
- Width: 230 mm 9.05 in.
- Height: 221 mm 8.7 in.
- Weight: 7,4 kg 16.31 lbs.

Printer Type **MG3**, includes:

- 991000** Support template for tags MG-TPM
- 991002** Support template for serieFLAT media
- 991011** Support template for terminal blocks
- Mains cable
- USB cable
- Protective cover **991680**
- Ribbon take up core **991654**
- Black printer ribbon **991600**
- Installation, Operating&Maintenance and User documentation
- Software GENIUSPRO on pen drive

# MG3



### SPEED

prints 112 4x10 cable tags in less than 12 seconds

### CONVENIENCE

software provides quick and easy upload of the data to be printed

### ECONOMY

prints around 300,000 4x10 cable tags with a single ribbon

### QUALITY

printer resolution 300x600 dpi



Supplied with the three most useful support templates



software GENIUSPRO .....	page 8
support templates and PET blanks.....	page 10
accessories .....	page 10
ribbons.....	page 11

# ACCESSORIES

## Thermal Transfer System for Sheet Media

### Support templates and accessories

for thermal transfer printer



VAL-MG  
Transportation case  
Dimensions  
Length: 425 mm (16.73 in.)  
Width: 285 mm (11.22 in.)  
Height: 400 mm (15.75 in.)  
Weight: 6 Kg (13.2 lbs.)



Support template	Type	Quantity	PET blank	Type	Quantity	For printing
MG2-PWC	991000	1	MG2-TWC	991502	3	MG-TPM
MG2-PLT	991002	1	MG2-TLT	991522	3	serieFLAT
MG2-QTB	991011	1	MG2-TQT	991564	3	MG-CPM-01,-02,-03,-04,-07,-11, MG-SPM-03
MG2-PTD	991007	1	MG2-TTD	991563	3	MG-TDM (4 x 12 mm)
MG2-PTM	991010	1	MG2-TTM	991561	3	MG2-TDM0, MG-TDM 4 x 16 mm
MG2-MTB	991008	1	MG2-TMT	991513	3	MG-CPM-01 (5 x 7mm)
MG2-WTB	991004	1	MG2-TWT	991542	3	MG-CPM-05,-12, MG-SPM-09
MG2-STB	991005	1	MG2-TST	991552	3	MG-CPM-06
MG2-LTB	991013	1				MG-CPM-09
MG2-CTB	991006	1	MG2-TCT	991562	3	MG-CPM-10
MG2-ETB	991016	1				MG-CPM-13
MG2-PSB	991554	1				MG-CPM-15 42908
MG2-PSP	991018	1	MG2-TSP	991514	3	MG-SPM-02
MG2-NSB	991556	1				MG-CPM-15 42909

Accessories	Type	Quantity	Description
MG2-CKP	991670	1	Print head cleaning kit (template, pad & cleaning fluid)
	991672	1	Print head cleaning kit (template & pad)
MG2-CNP	992150	1	Replacement pads for MG2-CKP (5 pieces)
MG2-CHS	991671	1	Replacement spray for MG2-CKP
	MG2-SPD1	1	Ribbon feed spool for MG2-EPTR
	MG2-KDF	1	Media guide
	VAL MG	1	MARKINGENIUS® transportation case with wheels



support templates and blanks for MG3 printer  
accessories for optimum printer condition


### Monochrome ribbons

for thermal transfer printer

MG2-ETR monochrome ribbons are formulated to produce high quality print on a variety of materials while providing resistance to abrasion, chemicals, cleaning products and environmental agents (eg UV, humidity). Ribbon length 200m, width 120mm.

MG2-EPTR PREMIUM black ribbon has enhanced performance characteristics, details available on request. A smaller diameter rear tension roller is required for MG2 and MG3 and will be supplied to MG-EPTR users on request. **Use this ribbon to print -HF items.**

# RIBBONS



Family	Type						Width mm	Length m	Quantity
	black	blue	red	green	silver	white			
MG2-ETR	991600	991601	991602	991603	991607	991606	120	200	1
MG2-EPTR PREMIUM	991611						110	300	1

The legibility of print produced on Cembre media by MG2-ETR and MG2-EPTR black ribbons meets the requirements of:

- EN ISO 4892-2:** UV resistance
- CEI 16-7:** Resistance to abrasion and friction
- CEI 16-7:** Effect of ageing
- CEI 23-11 / CEI EN 61058-1:** Indelibility
- CEI EN 61010-1 / VDE 0411-1:** Indelibility
- CEMBRE INTERNAL TEST:** Indelibility
- EN ISO 9227:** Saline mist
- CEI EN 60464-2:** Resistance to solvent vapour
- DIN 30643:** Resistance to abrasion and rubbing
- UNI EN ISO 175:** Effect of immersion in liquid chemicals

Specifications page 154



# MG-TPMF

## THERMAL TRANSFER SYSTEM FOR SHEET MEDIA



### Cable tags for holders

precut 4mm push in markers, easy entry for PMF holders

SerieFLAT MG-TPMF tags are used for marking cables, conduit, tubes, conductors and components.

Presented in stem format, tags are simply snapped off their stems and inserted into the appropriate holders. Consult us for other colours.

Note: UV resistance may vary between colours.



**Material:** Rigid PVC, self extinguishing class V0: UL94

**Operating temperature range:** -30°C (-22°F) to +60°C (+140°F)




Size mm	Type									Tags per sheet	Quantity	SW code
	white (PVC10050WH)	yellow (PVC10050YE)	grey	red	orange	blue	violet	green	black			
4 x 10	42090B	42040B	42000BGY	42020B	42030N	42060B	42080N	42050B	42010B	112	5.600	502
4 x 12	42091B	42041B	42001BGY	42021B		42061B		42051B	42011B	80	4.000	505
4 x 15	42092B	42042B								80	4.000	503
4 x 20	42093B	42043B		42023B		42063B		42053B		64	1.600	504
4 x 30	42096B	42046B		42026B		42066B		42056B		48	1.200	509
4 x 40	42097B	42047B								32	800	508

**Material -HF:** Polycarbonate, Halogen Free, self extinguishing class V0: UL94

**Operating temperature range:** -40°C (-40°F) to +130°C (+266°F)



Size mm	Type					Tags per sheet	Quantity	SW code
	white	yellow	metallic grey	brown	orange			
4 x 10	42090B-HF	42040B-HF	42000B-HF	42070B-HF	42030N-HF	112	5.600	502
4 x 12	42091B-HF	42041B-HF	42001B-HF			80	4.000	505
4 x 15	42092B-HF	42042B-HF	42002B-HF			80	4.000	503
4 x 20	42093B-HF	42043B-HF				64	1.600	504
4 x 30	42096B-HF	42046B-HF				48	1.200	509
4 x 40	42097B-HF	42047B-HF				32	800	508



Use the MG2-EPTR PREMIUM ribbon to print -HF items

support template with PET blank.....	page 10
ribbons.....	page 11
tag holders PMF.....	page 104
tag holders PMF-AC.....	page 112
tag holders PMF-ET.....	page 113

### Cable tags for holders

4mm push in markers, for PM holders

MG-TPM tags are used for marking cables, conduit, tubes and equipment.

Presented in stem format, tags are simply snapped off their stems and inserted into the appropriate holders.

**Material:** ABS, self extinguishing class V0: UL94

**Operating temperature range:** -30°C (-22°F) to +80°C (+176°F)


# MG-TPM



Size mm	Type		Tags per sheet	Quantity	SW code
	white	yellow			
4 x 10	40090	40040	45	2.250	1
4 x 12	40091	40041	45	2.250	2
4 x 15	40092	40042	45	2.250	3

Use the 991611 ribbon to print -HF items.

support template with PET blank .....	page 10
ribbons .....	page 11
tag holders PM .....	page 107
tag holders light PM-L .....	page 111
tag holders PM-AC .....	page 114
tag holders PM-ET .....	page 115
tag holders PM-DT .....	page 116



# MG-TDM

## THERMAL TRANSFER SYSTEM FOR SHEET MEDIA

### Cable tags without holder

*one piece, push on*

MG-TDM one piece tags require no transparent holders and are mounted on cables via the two range-taking apertures.

Each sheet of media takes around 10 seconds to print.

Tags are easily removed from the stems and partially printed sheets may be reused to avoid wastage.

- It is advisable to select the tag based on the actual external diameter of the cable rather than its indicative c.s.a, due to variations in insulation thickness and conductor format.

**Material -HF:** Polycarbonate, Halogen Free, self extinguishing class VO: UL94.

**Operating temperature range:** -40°C (-40°F) to +130°C (+266°F)



Family	Cable ext. Ø range mm	Cable c.s.a range mm²	Size mm	Type		N° Stems	Tags per sheet	Quantity	Template	SW code
				white	yellow					
MG-TDM-01	1,6 ÷ 3,25	0,5 ÷ 1,5	4 x 12	40190	40140	6	66	1.320	991007	121
	1,6 ÷ 3,25	0,5 ÷ 1,5		40192	40142	4	40	800	991010	119
	1,6 ÷ 3,25	0,5 ÷ 1,5		40191	40141	6	40	800	991010	123
MG-TDM-02	2 ÷ 4,4	1 ÷ 6	4 x 12	40290	40240	6	66	1.056	991007	122
	2 ÷ 4,4	1 ÷ 6		40292	40242	4	40	640	991010	120
	2 ÷ 4,4	1 ÷ 6		40291	40241	6	40	640	991010	124



Directly on cables according to the diameter ranges shown in the table.  
No transparent holders required

**PURCHASE SEPARATELY**

support templates and PET blanks.....page 10  
ribbons.....page 11



### Cable tags without holder

one piece, clip on

MG2-TDMO one piece tags require no transparent holders and are mounted on cables via the two range-taking apertures.

Each sheet of media has 40 tags and takes around 10 seconds to print.

Tags are easily removed from the stems and partially printed sheets may be reused to avoid wastage.

- It is advisable to select the tag based on the actual external diameter of the cable rather than its indicative c.s.a, due to variations in insulation thickness and conductor format.

**Material -HF:** Polycarbonate, Halogen Free, self extinguishing class V0: UL94.

**Operating temperature range:** -40°C (-40°F) to +130°C (+266°F)

# MG2-TDMO



PC
HF
SF
-40°C
+130°C
UL94 V0
RoHS COMPLIANT 2011/65/EU

Family	Cable ext. Ø range mm	Cable c.s.a range mm²	Size mm	Type		Tags per sheet	Template	Quantity	SW code
				white	yellow				
MG-TDMO-01	2 ÷ 2,9	0,5 ÷ 1,5	4 x 12	40390	40340	40	991010	880	125
	2 ÷ 2,9	0,5 ÷ 1,5	4 x 16	40391	40341	40		880	128
MG-TDMO-02	2,9 ÷ 3,5	1,5 ÷ 2,5	4 x 12	40490	40440	40		640	126
	2,9 ÷ 3,5	1,5 ÷ 2,5	4 x 16	40491	40441	40		640	129
MG-TDMO-03	4 ÷ 4,6	4 ÷ 6	4 x 12	40590	40540	40		560	127
	4 ÷ 4,6	4 ÷ 6	4 x 16	40591	40541	40		560	130



### Support for MG2-TDMO cable tags

Each TDMOS support allows any size of MG2-TDMO tag to be used to mark cables with larger o.d 6 –14 mm typically 16, 35 and 70 mm².

Use directly on cables according to outside diameter.

**Material:** Polyamide PA6.6, self-extinguishing class V2 (UL94).

PA6.6
UL94 V2
RoHS COMPLIANT 2011/65/EU

Family	Ø Size mm	Cable c.s.a range mm²	Type	Length mm	Quantity
TDMOS-16	6-8	16	42850	25	150
TDMOS-35	8-10	35	42852	25	100
TDMOS-70	10-14	70	42854	25	50



Directly on cables according to the diameter ranges shown in the table.  
No transparent holders required.

i

support template with PET blank .....	page 10
ribbons.....	page 11
support for cable tag.....	page 15

# MG-ETF

## THERMAL TRANSFER SYSTEM FOR SHEET MEDIA



### Cable & conduit tags tie-on

precut, one piece markers

MG-ETF tags are used with cable ties for marking large diameter cables, hoses, tubes and conduit.

Consult us for availability of other colours.

Note: UV resistance may vary between colours.

Cable tie max width 4,8 mm.



**Material:** Rigid PVC, self extinguishing class V0 (UL 94)

**Operating temperature range:** -30°C (-22°F) to +60°C (+140°F)

PVC
0.3mm
SF
-30°C
+60°C
UL94 V0
RoHS COMPLIANT 2011/65/EU

Size mm	Type		Print area mm	Tags per sheet	Quantity	SW code
	white	yellow				
20 x 26	54291	54241	8 x 22	15	750	583

PVC
0.5mm
SF
-30°C
+60°C
UL94 V0
RoHS COMPLIANT 2011/65/EU

Size mm	Type								Print area mm	Tags per sheet	Quantity	SW code
	white (PVC10050WH)	yellow (PVC10050YE)	grey	red	blue	green	violet	black				
13 x 57	54192	54142	54182GY	54122	54162	54152	54112	54102	11 x 35	14	700	581
15 x 95	54293	54243							13 x 73	5	250	584
20 x 27	54191N	54141N							15 x 18	15	750	582
28 x 57	54197	54147	54187GY		54167	54157			26 x 35	6	300	591

**Material -HF:** Polycarbonate, Halogen Free, self extinguishing class V0: UL94

**Operating temperature range:** -40°C (-40°F) to +130°C (+266°F)

PC
HF
SF
-40°C
+130°C
UL94 V0
RoHS COMPLIANT 2011/65/EU


Size mm	Type										Print area mm	Tags per sheet	Quantity	SW code
	white	yellow	metallic grey	red	blue	green	orange	light brown	dark brown	black				
13 x 57	54192-HF	54142-HF	54182-HF	54122-HF	54162-HF	54152-HF	54132-HF	54172-HF	54172-I-HF	54102-HF	11 x 35	14	700	581
15 x 95	54293-HF	54243-HF									13 x 73	5	250	584
28 x 57	54197-HF	54147-HF		54127-HF	54167-HF		54137-HF				26 x 35	6	300	590

**Material -HF:** SBS Styrene-Butadiene-Styrene, Halogen free

**Operating temperature range:** -30°C (-22°F) to +70°C (+158°F)

SBS
HF
SF
-30°C
+70°C
RoHS COMPLIANT 2011/65/EU

Size mm	Type		Print area mm	Tags per sheet	Quantity	SW code
	white	yellow				
13 x 57	64192	64142	11 x 35	14	700	581



Directly on cables using appropriate cable ties  
Use the 991611 ribbon to print -HF items.

support template with PET blank .....page 10  
ribbons .....page 11  
cable tie max width 4,8 mm .....page 120

## Wraparound cable markers

self adhesive, pre-cut

MG-KMP wraparound cable markers are suitable for identifying large diameter cables, tubes and conduit.

MARKINGENIUS® printing is exceptionally clear and legible and is protected from chemical and atmospheric agents.


**Material:** PVC film.

Resistant to water, oil, grease, alcohol, detergent, alkaline substances and atmospheric agents.

**Operating temperature range:** -30°C (-22°F) to +70°C (+158°F)

**Application temperature range:** +10°C (+50°F) to +40°C (+104°F)

# MG-KMP



Family	Overall length A mm	Wrapping diameter mm	Print area CxB mm	Type			Markers per sheet	Quantity	SW code
				white	yellow	green			
MG-KMP038	38	4,3 ÷ 7	10 x 15	48950-015	48450-015		12	600	301
			10 x 23	48950-023	48450-023		8	400	302
MG-KMP050	50	6 ÷ 10	15 x 15	48951-015	48451-015		12	600	303
			15 x 23	48951-023	48451-023		8	400	304
MG-KMP075	75	8 ÷ 14	25 x 15	48952-015	48452-015		6	300	305
			25 x 23	48952-023	48452-023		4	200	306
MG-KMP100	100	12 ÷ 20	25 x 15	48953-015	48453-015		6	300	310
			25 x 23	48953-023	48453-023		4	200	311
MG-KMP135	135	20 ÷ 25	50 x 50	48955-050		48555-050	2	100	312

Wraparound, self adhesive cable markers provide a fast, economical and efficient way of identifying large diameter conductors

MARKINGENIUS® and MG-KMP produce indelible printed marking, protected from water, alcohol, grease, solvents, etc.



PRINT



HOLD



POSITION



FIX

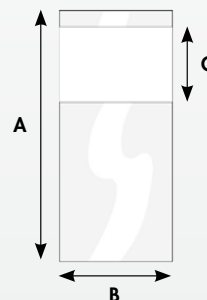


WRAP

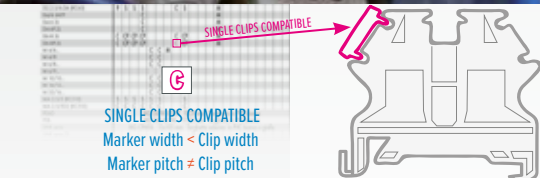
Directly on cables, etc in accordance with wrapping diameter limitations shown for each size





support template with PET blank .....page 10  
ribbons.....page 11




# MG-CPM



PRINTABLE SHEET FORMAT



TERMINAL BLOCKS



## Thermal Transfer System for Sheet Media

### Terminal block markers

MG-CPM terminal block markers are available in versions to suit the particular clip formats of the most widely used products. Depending on type, markers are presented as joined strips at a set or flexible pitch or as separate markers for convenient individual insertion on mixed pitch terminal block assemblies. MG-CPM markers provide an elevated mechanical robustness, high dimensional stability and are Halogen Free. Printing a complete sheet of MG-CPM markers on MARKINGENIUS® thermal transfer printers takes around 10 seconds, while to optimise application time, additional data - job details, location, etc - may be printed on the stems. Part-used sheets are easily accommodated to avoid wastage. MG-CPM terminal block markers are available in versions to suit the particular clip formats of the most widely used products.

**Material:** Polycarbonate, self extinguishing class V0: UL94

**Operating temperature range:** -40°C (-40°F) to +130°C (+266°F)

#### MODULAR STRIP



A strip of joined markers is removed from the stem. Without separation, markers are clipped into terminals by light finger pressure. The terminal block is marked quickly and conveniently.



#### MODULAR FLEXIBLE PITCH STRIP



A strip of joined markers is removed from the stem. Manually extend the strip length by pulling it until the desired pitch is reached. Clip the strip directly into the terminal blocks by light finger pressure.



#### SINGLE



Without removal from the stem, markers are clipped into terminals by light finger pressure. Bend the stem upwards to detach it from the markers. Carefully remove the stem, leaving the markers in situ.



Directly on terminal blocks using the rear mounted clips.

SUPPLIED




























PURCHASE SEPARATELY

support templates and PET blanks..... page 10  
ribbons..... page 11

# MG-CPM

PC HF SF -40°C +130°C

UL94 VO RoHS COMPLIANT 2011/65/EU

Family	Terminal blocks	Size mm	Pitch mm	Strip form	Type		Markers per sheet	Quantity	Template	SW code	
					white	yellow					
MG-CPM-01	Weidmüller, IMO, ABB Entelec, Wago, Allen Bradley, Conta Clip, Klemsan, Morsettitalia, Woertz, Connectwell, Rockwell		3 x 10	3,5	S	41092		80	2.000	991011	15
			5 x 7	5,1	S	41094	41044	56	1.960	991008	13
			5 x 10	5,1	S	41090N	41040N	56	1.960	991011	14
			5 x 15	5,1	S	41091N	41041N	48	1.680	991011	16
			6 x 10	6	M	41095	41045	48	1.680	991011	17
			8 x 10	8	M	41096	41046	32	1.120	991011	18
MG-CPM-02	Weidmüller WDK & WDU, Allen Bradley, Conta Clip, Klemsan, ABB Entelec, Wago, Woertz		5 x 10	5,1	S	41190N	41140N	48	1.680	991011	22
MG-CPM-03	Wago, ABB Entelec, Cabur, Phoenix Contact, Connectwell		5 x 10	5	S	41291		56	1.960	991011	25
			5 x 10	5	M	41293		56	1.960	991011	25
MG-CPM-04	Phoenix Contact UK, UT & ST (frontal mounting), Connectwell, Siemens 8WH (clamp, frontal mounting), Cabur, ABB Entelec, Wago, Finder		3 x 10	3,5	S	41392		80	2.000	991011	43
			5 x 10	5,2	S	41390N	41340N	48	1.680	991011	42
			5 x 10	5,2	M	41395		48	1.680	991011	31
			6 x 10	6	M	41391		48	1.344	991011	45
MG-CPM-05	Wieland, Telemecanique, Legrand clamp, Merlin Gerin MCB ST		5 x 8	5	M	41495		56	1.960	991004	52
			5 x 10	5	S	41490		56	1.960	991004	51
			5 x 10	5	M	41494		56	1.960	991004	51
MG-CPM-06	Siemens 8WA screw		5 x 10	6	S	41591		44	1.540	991005	61
MG-CPM-07	Phoenix Contact ST, STU, STS, STI, ST-N, STTB, Siemens 8WH screw, Schlegel		5 x 10	5,2	S	41691		48	1.680	991011	71
MG-CPM-09	Legrand Viking 3		5 x 10	5 ÷ 6	MF	41890		56	1.960	991013	92
MG-CPM-10	Cabur, Connectwell		5 x 12	5,5	S	46192	46142	48	1.680	991006	101
MG-CPM-11	Allen Bradley, Weidmüller WDU, Conta Clip RK, IMO, Finder, Omron, Klemsan		6 x 12	6,1	S	46392	46342	48	1.344	991011	106
MG-CPM-12	Wago Top Job, ABB Entelec, Cabur, Weidmüller, Connectwell, Morsettitalia, Beckoff I/O, Klemsan		4,2 x 6	5 ÷ 6	MF	46391		56	1.960	991004	111
			4,2 x 9	5 ÷ 6	MF	46390		56	1.960	991004	112
MG-CPM-13	ABB Entelec SNK ZS		5 x 12	5,2	M	41790	41740	56	1.960	991016	113
			6 x 12	6	M	41791	41741	48	1.680	991016	114
MG-CPM-15	Weidmüller, Wago Top Job, Klemsan, Conta-clip		5 x 5	5,1	M	42908		48	1.680	991554	402
			6 x 5	6,1	M	42909		40	1.400	991556	403

# MG-CPMF

## THERMAL TRANSFER SYSTEM FOR SHEET MEDIA

### Terminal block marker strips



SerieFLAT, precut

Thin flexible printable strips to fit in the marker locations, for immediate labeling of multiple flush mounts.

MG-CPMFA is self adhesive with thickness 0,7 mm.



**Material:** Rigid PVC, self extinguishing class V0: UL94

**Operating temperature range:** -30°C (-22°F) to +60°C (+140°F)



Family	Terminal blocks	Size mm	Type		Strips per sheet	Quantity	SW code
			white	yellow			
MG-CPMF	ABB Entelec D	5,2 x 105	43094	43044	20	1.000	551
	Phoenix Contact ST	6,3 x 105	43096	43046	15	750	553



Family	Self adhesive	Terminal blocks	Size mm	Type		Strips per sheet	Quantity	SW code
				white (PVC10050WH)	yellow (PVC10050YE)			
MG-CPMF		Phoenix Contact ST	6,3 x 105	43092	43042	15	750	553
		ABB Entelec M6/9EE, front mounting	7,6 x 105	43091	43041	12	600	552
		Phoenix Contact PIT	9,8 x 105	43097N	43047N	11	550	549
		ABB Entelec M6/9EE, lateral mounting	10 x 105	43090	43040	10	500	530
		Wago Top Job 2001, 2002, 2004, 2006, 2010, 2016	10,5 x 105	43093	43043	10	500	554
MG-CPMFA	✓	ABB Entelec M6/9EE, lateral mounting	10 x 105	46990	46940	10	100	530
	✓	ABB Entelec SNK	12 x 105	43196N	43146N	8	400	932

**Material -HF:** Polycarbonate, Halogen Free, self extinguishing class V0: UL94

**Operating temperature range:** -40°C (-40°F) to +130°C (+266°F)



Family	Terminal blocks	Size mm	Type white	Strips per sheet	Quantity	SW code
MG-CPMF-HF	ABB Entelec M6/9EE, front mounting	7,6 x 105	43091-HF	12	600	552
	Wago Top Job 2001, 2002, 2004, 2006, 2010, 2016	10,5 x 105	43093-HF	10	500	554



Directly on terminal blocks  
Use the 991611 ribbon to print -HF items.

support template with PET blank ..... page 10  
ribbons ..... page 11  
cross reference chart ..... page 144

**Terminal block marker labels**

*precut, self adhesive*

Thin flexible printable strips to fit in the marker locations, for immediate labeling of multiple flush mounts.

**Material:** PVC film

**Operating temperature range:** -30°C (-22°F) to +70°C (+158°F)

**Application temperature range:** +10°C (+50°F) to +40°C (+104°F)

MG-VYB



Terminal blocks	Size mm	Type		Strips per sheet	Quantity	SW code
		white (PVC99008WH)	yellow (PVC99008YE)			
Printed circuit terminal blocks and other components	4 x 105	16092N	16042N	10	500	556
	10 x 105	16093	16043	10	500	559
Weidmüller SAK	5,2 x 105	16091	16041	20	1.000	557
WAGO 260, 261, 262	7 x 105	16090	16040	14	700	558

Directly on terminal blocks



support template with PET blank ..... page 10  
 ribbons ..... page 11  
 cross reference chart ..... page 144

# MG-SPM

## THERMAL TRANSFER SYSTEM FOR SHEET MEDIA

### Component markers, push in

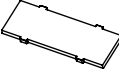
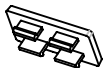

for the leading brands and types

MG-SPM markers are available in versions to suit the particular clip formats of the most widely used contactors, relays, drives, valves and other panel mounting components.

**Material -HF:** Polycarbonate, Halogen Free, self extinguishing class V0: UL94

**Operating temperature range:** -40°C (-40°F) to +130°C (+266°F)



Family	Components	Size mm	Type white	Tags per sheet	Quantity	Template	SW code
MG-SPM-02	 Siemens Sirius, ABB AF	7 x 20	43291	12	360	991018	142
MG-SPM-03	 Siemens, Klockner Moeller	9 x 19	32291	12	360	991011	143
MG-SPM-09	 Murrelektronik, Balluff	8 x 20	32895	12	360	991004	144



directly on components with suitable clip in locations  
Use the 991611 ribbon to print -HF items.

SUPPLIED

PURCHASE SEPARATELY

support templates and PET blanks..... page 10  
ribbons..... page 11  
cross reference chart..... page 144



Legends 15 mm



precut

MG-TAP legends are particularly versatile for identifying cables, conduit, push buttons, machinery, components, etc.

Consult us for availability of other colours.

Note: UV resistance may vary between colours

**Material:** Rigid PVC, self extinguishing class V0: UL94

**Operating temperature range:** -30°C (-22°F) to +60°C (+140°F)

MG-TAP



Size mm	Type								Legends per sheet	Quantity	SW code
	white (PVC10050WH)	yellow (PVC10050YE)	grey	red	blue	green	Siemens green	black			
15 x 17	47090N	47040N	47000NGY	47020N	47060N	47050N		47010N	42	1.050	165
15 x 27	47091N	47041N	47001NGY	47021N	47061N	47051N	47051NSGN	47011N	28	1.400	166
15 x 32	47098								21	1.050	352
15 x 43	47198								14	700	353
15 x 49	47092N	47042N	47002NGY	47022N	47062N	47052N		47012N	14	700	167
15 x 67	47093N	47043N	47003NGY	47023N	47063N	47053N		47013N	7	350	168
Siemens 3SB3925-0AB											
17,5 x 27,8	47094		47004GY					47014	24	1.200	175
Schneider Electric ZBY, Télémécanique ZBZ-32											
8,2 x 27	47096	47046	47006GY	47026				47016	44	2.200	807
Schneider Electric ZBY, Télémécanique ZBZ-33, ZBZ-35, Kloechnner Moeller (EATON)											
18 x 27	47097	47047	47007GY	47027				47017	20	1.000	178
Allen Bradley											
6,4 x 27,3	47790		47700GY						56	1.400	715
16,3 x 27,3	47791		47701GY						24	1.200	716
Siemens 3SU1900-0AS10-0AA0											
17,5 x 27	47794		47704GY						12	300	725
ABB KA1-8120											
15 x 27,7	47795	47745	47705GY						28	1.400	163

support template with PET blank .....	page 10	
ribbons .....	page 11	
legend holders PMT-AC .....	page 117	
legend holders PMT .....	page 118	
push button legend bases PTP .....	page 125	
legend bases PL .....	page 126	
legend rails RT-TAP .....	page 128	



# MG-TAP

## THERMAL TRANSFER SYSTEM FOR SHEET MEDIA

### Legends 15 mm, Halogen free

*precut*

MG-TAP legends are particularly versatile for identifying cables, conduit, push buttons, machinery, components, etc.

Consult us for availability of other colours.

Note: UV resistance may vary between colours



**Material -HF:** Polycarbonate, Halogen Free, self extinguishing class V0: UL94

**Operating temperature range:** -40°C (-40°F) to +130°C (+266°F)



Size mm	Type		Legends per sheet	Quantity	SW code
	white	metallic grey			
15 x 17		<b>47000N-HF</b>	42	1.050	165
15 x 27	<b>47091N-HF</b>	<b>47001N-HF</b>	28	1.400	166
15 x 49		<b>47002N-HF</b>	14	700	167
15 x 67		<b>47003N-HF</b>	7	350	168
ABB KAI-8120					
15 x 27,7	<b>47705-HF</b>		28	1.400	163
Siemens 3SB3925-0AB					
17,5 x 27,8		<b>47004-HF</b>	24	1.200	175
Schneider Electric ZBY, Télémécanique ZBZ-32					
8,2 x 27		<b>47006-HF</b>	44	2.200	807
Schneider Electric ZBY, Télémécanique ZBZ-3, ZBZ-35, ZBY6102, Kloechner Moeller (EATON)					
18 x 27		<b>47007-HF</b>	20	1.000	178
Allen Bradley					
6,4 x 27,3		<b>47700-HF</b>	56	1.400	715
16,3 x 27,3		<b>47701-HF</b>	24	1.200	716
Siemens 3SU1900-0AS10-0AA0					
17,5 x 27		<b>47704-HF</b>	12	300	725



Use the 991611 ribbon to print -HF items.

support template with PET blank .....	page 10
ribbons .....	page 11
legend holders PMT-AC .....	page 117
legend holders PMT .....	page 118
push button legend bases PTP .....	page 125
legend bases PL .....	page 126
legend rails RT-TAP .....	page 128

## Transparent legends

15 mm precut, for legend bases

MG-TAP-CCS transparent legends may be printed or used as protective covers for MG-TAP or TAP legends, PT and PL type legend bases and RT-TAP rail.

**Material -HF:** Rigid Polycarbonate, transparent, self extinguishing class V0: UL94

**Operating temperature range:** -40°C (-40°F) to +130°C (+266°F)

# MG-TAP-CCS



PC
HF
SF
40°C
130°C
UL94 V0
RoHS COMPLIANT 2011/65/EU

Size mm	Type	Tags per sheet	Quantity	SW code
15 x 17	990508N	42	1.050	165
15 x 27	990510N	28	1.400	166
17,5 x 27,8	990499	24	1.200	175
15 x 49	990513N	14	700	167
15 x 67	990514N	7	350	168

Use the 991611 ribbon to print -HF items.

support template with PET blank ..... page 10  
 ribbons ..... page 11  
 legend 15mm MG-TAP ..... page 23  
 push button legend bases PTP ..... page 125  
 legend bases PL ..... page 126  
 legend rails RT-TAP ..... page 128



# MG-PTS

## THERMAL TRANSFER SYSTEM FOR SHEET MEDIA

### Push button legends



*precut*

Push out the Ø 22.5 or 31 mm blank to locate and secure the legend behind the manual operator head.

Consult us for availability of other colours.

Note: UV resistance may vary between colours



**Material:** Rigid PVC, self extinguishing class V0: UL94

**Operating temperature range:** -30°C (-22°F) to +60°C (+140°F)



Family	Self-adhesive	Size mm	Type						Ø hole mm	Tags per sheet	Quantity	SW code
			white (PVC10050WH)	yellow (PVC10050YE)	grey	red	blue	black				
MG-PTS		39 x 30	15092	15042	15082GY	15022		15002	22,5	6	300	1002
		40 x 30	15090	15040	15080GY	15020		15000	22,5	6	300	1000
		50 x 30	15091	15041	15081GY	15021		15001	22,5	6	300	1001
		62 x 60	15094	15044	15084GY	15024	15064	15004	31	4	200	1003
MG-PTSA	✓	39 x 30	15192	15142	15182GY	15122		15102	22,5	6	150	1002
	✓	40 x 30	15190	15140	15180GY	15120		15100	22,5	6	150	1000
	✓	50 x 30	15191	15141	15181GY	15121		15101	22,5	6	150	1001
	✓	60 x 40	15197		15187GY				31	4	100	1005
	✓	62 x 60	15198					15108	22,5	4	100	1004
	✓	62 x 60	15194	15144	15184GY	15124	15164	15104	31	4	100	1003

**Material -HF:** Polycarbonate, Halogen Free, self extinguishing class V0: UL94

**Operating temperature range:** -40°C (-40°F) to +130°C (+266°F)



Family	Self-adhesive	Size mm	Type metallic grey	Ø hole mm	Tags per sheet	Quantity	SW code
MG-PTS		39 x 30	15082-HF	22,5	6	300	1002
		40 x 30	15080-HF	22,5	6	300	1000
		50 x 30	15081-HF	22,5	6	300	1001
		62 x 60	15084-HF	31	4	200	1003
MG-PTSA	✓	39 x 30	15182-HF	22,5	6	150	1002
	✓	40 x 30	15180-HF	22,5	6	150	1000
	✓	50 x 30	15181-HF	22,5	6	150	1001
	✓	62 x 60	15184-HF	31	4	100	1003



*direct application to suitable surfaces.  
Use the 991611 ribbon to print -HF items.*

*support template with PET blank ..... page 10  
ribbons ..... page 11*

Legends 9 mm



precut

MG-TAPW legends are used, with legend holders or legend rails, to identify a wide range of cables and components.

Consult us for availability of other colours.

Note: UV resistance may vary between colours.

MG-TAPW



**Material:** Rigid PVC, self extinguishing class V0: UL94

**Operating temperature range:** -30°C (-22°F) to +60°C (+140°F)



Component	Size mm	Type				Tags per sheet	Quantity	SW code
		white (PVC10050WH)	yellow (PVC10050YE)	blue	green			
	9 x 12	49092N	49042N			88	2.200	360
	9 x 15	49093N	49043N		49053N	77	1.925	361
	9 x 20	49090N	49040N			55	2.750	362
ABB Entelec PEAD, Wago 249-119	9 x 29	49096	49046	49066		30	1.500	363
	9 x 35	49091N	49041N			33	1.650	364
	9 x 50	49094	49044			20	1.000	376
	9 x 70	49095N	49045N		49055N	11	550	378

**Material -HF:** Polycarbonate, Halogen Free, self extinguishing class V0: UL94

**Operating temperature range:** -40°C (-40°F) to +130°C (+266°F)



Size mm	Type white	Tags per sheet	Quantity	SW code
9 x 35	49091N-HF	33	1.650	364
9 x 50	49094-HF	20	1.000	376



Use the 991611 ribbon to print -HF items.

support template with PET blank ..... page 10

ribbons ..... page 11

legend holders PMT-AC..... page 117

legend holders PMT-ET..... page 118

legend holders PMT-DT..... page 119

legend rails RT-TAPW ..... page 129



# MG-TAR

## THERMAL TRANSFER SYSTEM FOR SHEET MEDIA



### Legends

*precut*

MG-TAR legends are often designed to fit particular components with a suitable clip in or stick on location.

Consult us for availability of other colours.

Note: UV resistance may vary between colours.



**Material:** Rigid PVC, self extinguishing class V0: UL94

**Operating temperature range:** -30°C (-22°F) to +60°C (+140°F)



Component	Size mm	Type white	Tags per sheet	Quantity	SW code
Jung	8 x 55	45089	24	1.200	719



Component	Size mm	Type					Tags per sheet	Quantity	SW code
		white (PVC10050WH)	yellow (PVC10050YE)	grey	red	blue			
	4,6 x 17,5	45398					25	875	797
	6 x 60	45090					16	800	169
Weidmüller SCHAT7 & M8/30	6,3 x 30	45396					45	2.250	800
Phoenix Contact KLM-A	6,3 x 44	45394	45344	45384GY	45324	45364	30	750	798
Weidmüller SCHAT5S, Beckoff I/O	7,5 x 40	45098	45048				24	1.200	801
ABB SNK LH	8,5 x 30	45490					33	1.650	720
Wago 249-119	10 x 28,5	45395					27	1.350	350
Reyrolle ER231	10,4 x 21	45297					50	1.250	351
CZ Explosion proof 4031/4	12 x 57,5	45392					16	800	708
	14 x 45,5	45390					14	700	718
	14 x 84	45192	45142				6	300	805
ABB Entrelec PEB	17 x 35	45194	45144				18	900	711
Weidmüller SCHAT5	17 x 40	45094N	45044N			45064N	18	900	713
	17 x 44	45195	45145				12	600	717
CZ Explosion proof 4031/4	17,5 x 36	45391					18	900	709
	26 x 46	45397					8	400	750



Directly to suitable clip in or stick on locations

support template with PET blank ..... page 10  
ribbons ..... page 11

## Dog tags



*precut, predrilled with one hole*

Dog tags are often loosely attached to equipment where a label cannot be fixed, eg on valves, tappings, couplers or in oil/solvent rich atmospheres.

Consult us for availability of other colours.

Note: UV resistance may vary between colours.

# MG-DOG



**Material:** Rigid PVC, self extinguishing class V0 (UL 94)

**Operating temperature range:** -30°C (-22°F) to +60°C (+140°F)



Size mm	Type				Ø hole mm	Cable tie max. mm	Tags per sheet	Quantity	SW code
	white (PVC10050WH)	yellow (PVC10050YE)	red	green					
20 x 20	48203				5	4,8	25	1.250	867
25 x 50	48204	48244			5	4,8	8	400	868
Ø 20	48392	48342	48322	48352	6,5	4,8	12	300	875
	48391	48341			5	4,8	12	300	874
Ø 35	48300	48340	48320		4	3,6	6	300	870

**Material -HF:** Polycarbonate, Halogen Free, self extinguishing class V0: UL94

**Operating temperature range:** -40°C (-40°F) to +130°C (+266°F)

**Application temperature range:** +10°C (+50°F) to +40°C (+104°F)



Size mm	Type			Ø hole mm	Cable tie max. mm	Tags per sheet	Quantity	SW code
	white	yellow	green					
19 x 38	40205-HF			8	8	8	400	869
21 x 39	40206-HF			12,7	8	8	400	873
25 x 50 52 x 107	48204-HF			5	4,8	8	400	868
	48397-HF			6,5	4,8	2	100	204
Ø 20 Ø 35	48392-HF		48352-HF	6,5	4,8	12	300	875
	48300-HF	48340-HF		4	3,6	6	300	870

*Appropriate attachment.  
Use the 991611 ribbon to print -HF items.*



support template with PET blank ..... page 10  
ribbons..... page 11  
cable ties..... page 120

# MG-TAA

## THERMAL TRANSFER SYSTEM FOR SHEET MEDIA

### Legends self adhesive



*precut*

MG-TAA legends are often available in the same sizes as MG-TAPW and MG-TAP. Self adhesive, they can be applied to panels, components and equipment.

Consult us for availability of other colours.

Note: UV resistance may vary between colours.



**Material:** Rigid PVC, self extinguishing class V0 (UL 94)

**Operating temperature range:** -30°C (-22°F) to +60°C (+140°F)



Size mm	Type								Labels per sheet	Quantity	SW code
	white (PVC10050WH)	yellow (PVC10050YE)	grey	red	blue	green	Siemens green	black			
5 x 10	49599	49549							80	2.000	959
7 x 20 <sup>(1)</sup>	49196	49146	49106GY	49126	49166	49156	49156SGN	49116	60	1.500	179
7 x 44	49597	49547		49527	49567				24	600	796
8 x 12	49296	49246	49206GY	49226	49266	49256		49216	96	2.400	723
8 x 17 <sup>(2)</sup>	49493	49443							72	1.800	724
8,5 x 30 <sup>(3)</sup>	49498	49448							33	825	720
9 x 12	49290N	49240N	49400NGY	49220N	49260N	49250N		49210N	88	2.200	960
9 x 15	49397N	49347N	49307NGY	49327N	49367N	49357N		49317N	77	1.925	961
9 x 20 <sup>(1)</sup>	49190N	49140N	49100NGY	49120N	49160N	49150N		49110N	55	1.375	962
9 x 35	49191N	49141N	49101NGY	49121N	49161N	49151N		49111N	33	825	964
9 x 50	49197	49147	49107GY	49127	49167	49157		49117	20	500	976
10 x 105	49199	49149							10	250	530
12 x 26	49399N		49309NGY					49319N	28	700	862
15 x 15		49445							49	1.225	183
15 x 17	49192N	49142N	49102NGY	49122N	49162N	49152N		49112N	42	1050	965
15 x 27	49193N	49143N	49103NGY	49123N	49163N	49153N		49113N	28	700	966
15 x 44	49298	49248	49208GY	49228	49268	49258		49218	12	300	854
15 x 49	49194N	49144N	49304NGY	49124N	49164N	49154N		49104N	14	350	967
15 x 67	49195N	49145N	49405NGY	49125N	49165N	49155N		49115N	7	175	968
17 x 32	49291	49241							18	450	710
17 x 35 <sup>(4)</sup>	49198	49148	49408GY	49128	49168	49158		49118	18	450	711
17 x 44	49393	49343	49303GY	49323	49363	49353		49313	12	300	717
17,5 x 27,8			49404GY						24	600	175
20 x 40	49292	49242	49202GY	49222	49262	49252		49212	10	250	803



# MG-TAA



Size mm	Type								Labels per sheet	Quantity	SW code
	white (PVC10050WH)	yellow (PVC10050YE)	grey	red	blue	green	Siemens green	black			
20 x 48	49293	49243	49203GY	49223	49263	49253		49213	10	250	850
20 x 72	49294	49244	49504GY	49224	49264	49254		49204	5	125	851
20 x 96	49295	49245	49205GY	49225	49265	49255		49215	5	125	852
21 x 21	49398N	49348N	49308NGY					49318N	25	625	956
25 x 32	49595								12	300	847
25 x 35	49596								12	300	848
26 x 26	49390N		49300NGY		49360N			49310N	9	225	953
Schneider Télémecanique ZBZ-33, ZBZ-35											
18 x 27	49396	49346	49306GY		49366			49316	20	500	178
Siemens 3SU1900-0AH10-0AA, Siemens 3SU1900-0AP10-0AA0											
17,5 x 27	49598		49508GY						12	300	725
Siemens 3SB3923-0AV, Siemens 3SB3943-0AX <input type="checkbox"/>											
12,5 x 27	49399		49309GY					49319	15	375	865
22 x 22	49398	49348	49308GY					49318	12	300	866
27 x 27	49390		49300GY		49360			49310	9	225	863

- <sup>(1)</sup> Application: Siemens Sirius
- <sup>(2)</sup> Application: Schneider Electric
- <sup>(3)</sup> Application: ABB SNK LH
- <sup>(4)</sup> Application: ABB SNK LH-R1

Directly on suitable surfaces.  
Use the 991611 ribbon to print -HF items.



support template MG2-PLT with PET blank MG2-TLT ..... page 10  
ribbons ..... page 11

# MG-VYT

## THERMAL TRANSFER SYSTEM FOR SHEET MEDIA

### Labels

self adhesive, precut

Dielectric PVC film labels used for internal and external marking.

Consult us for availability of other colours.

Note: UV resistance may vary between colours.



**Material:** PVC film

**Operating temperature range:** -30°C (-22°F) to +70°C (+158°F)

**Application temperature range:** +10°C (+50°F) to +40°C (+104°F)



Family	Component	Size mm	Type										Labels per sheet	Quantity	SW code
			white (PVC99008WH)	yellow (PVC99008YE)	metallic grey (PVC99008GY)	red (*)	blue (*)	green* (*)	light green (*)	violet (*)	black (*)	transparent (*)			
MG-VYT	Allen Bradley	5 x 12	46927	46427	46827								120	6.000	195
		6 x 15	46915	46415	46815	46215	46615	46515	46515LG	46715	46115		105	5.250	181
		7 x 10	44891	44841	46891								120	6.000	191
	Siemens	7 x 15	46928	46428	46828								60	3.000	182
		7 x 20	46935	46435									60	3.000	190
	Telemecanique	8 x 12	46918	46418	46818								96	4.800	192
		8 x 17	46923	46423	46823								72	3.600	194
		8 x 21	46924	46424	46824								60	3.000	196
		9 x 12	46914	46414	46814								80	4.000	160
	Siemens	9 x 15	44895	44845	46895								70	3.500	161
		9 x 20	44896N	44846N	46896N	46296N	46696N	46596N	46596NLG	46796N	46196N		55	2.750	162
		9 x 35	46910N	46410N	46810N								33	1.650	164
		15 x 15	46934	46434	46834								49	2.450	183
		15 x 17	46932N	46432N	46832N								42	2.100	185
		15 x 27	46921N	46421N	46821N								28	1.400	186
		15 x 49	46933N	46433N	46833N								14	700	187
		20 x 35		46444									15	750	607
		20 x 62	46954	46454									10	500	625
		25 x 25	46931	46431	46831								16	800	611
	25 x 50	46925	46425	46825								8	400	612	
	25 x 80	46926	46426	46826								4	200	613	
	25 x 100	46938	46438									4	200	614	
	32 x 58	46939	46439	46839	46239	46639	46539	46539LG	46739	46139		3	150	621	
42 x 78	46922	46422	46822								2	100	622		
50 x 50	46929	46429	46829								4	200	623		
52 x 107	46911	46411	46811	46211	46611	46511	46511LG	46711	46111	46011	2	100	624		
62 x 88	46941	46441	46841								1	50	625		
105 x 110	46913	46413	46813	46213							1	50	627		
MG2-VYT	110 x 140	46942	46442	46842							1	50	273		

(\*) Not UL approved



Directly on suitable surfaces

support template with PET blank ..... page 10  
ribbons ..... page 11

Labels

self adhesive, pre-cut

Polyester film self adhesive labels, suitable for marking components, with better resistance to high temperatures, temperature variations and shrinkage than PVC versions.

Note: Metallic grey has limited resistance to UV.

MG-PYT



Material: Polyester film

Operating temperature range: -40°C (-40°F) to +130°C (+266°F)


Application temperature range: +10°C (+50°F) to +40°C (+104°F)



Component	Size mm	Type		Labels per sheet	Quantity	SW code
		white (PET99005WH)	metallic grey (PET9/005YE)			
	6 x 15	47916	47816	105	5.250	181
	7 x 10	47191	47181	120	6.000	191
Siemens	7 x 20	47920	47820	60	3.000	190
	9 x 15	47195	47185	70	3.500	161
Siemens	9 x 20	47196N	47186N	55	2.750	162
	25 x 50	47918	47818	8	400	612
	32 x 58	47922	47822	3	150	621
	42 x 78	47927	47827	2	100	622
	52 x 107	47914	47814	2	100	624
	62 x 88	47921	47821	1	50	625
	75 x 120	47915	47815	1	50	626
	105 x 110	47913	47813	1	50	627



Directly on suitable surfaces



support template with PET blank .....page 10  
ribbons.....page 11

# MG-VCT

## THERMAL TRANSFER SYSTEM FOR SHEET MEDIA

### Labels

*self adhesive, precut*

Dielectric labels with permanent adhesive backing and increased resistance to ageing.

Their flexibility and strength make them particularly suitable for marking curved surfaces.



**Material:** Cotton fabric coated with Acrylic

**Operating temperature range:** -40°C (-40°F) to +150°C (+302°F)

**Application temperature range:** +10°C (+50°F) to +40°C (+104°F)



Size mm	Type		Labels per sheet	Quantity	SW code
	white	yellow			
6 x 15	48090	48040	105	5.250	181
7 x 10	48091	48041	120	6.000	191
9 x 12		48014	80	4.000	160
9 x 15	48095	48045	70	3.500	161
9 x 20	48096N	48046N	55	2.750	162
11 x 38	48097	48047	27	1.350	184



*Directly on suitable surfaces.*



support template with PET blank ..... page 10  
ribbons ..... page 11

PLC legends



precut

Legends replace the strips supplied with the devices and automatically print at the correct spacing.

Consult us for availability of other colours.

Note: UV resistance may vary between colours.

**Material:** Rigid PVC, self extinguishing class V0: UL94

**Operating temperature range:** -30°C (-22°F) to +60°C (+140°F)

**Material -HF:** Polycarbonate, Halogen Free, self extinguishing class V0: UL94

**Operating temperature range:** -40°C (-40°F) to +130°C (+266°F)

# MG-PLC



**PVC** **SF** **-30°C** **+60°C**

**UL94 V0** **RoHS COMPLIANT 2011/65/EU**

Component	Size mm	Type				Thickness mm	Legends per sheet	Quantity	SW code
		white (PVC10050WH)	yellow (PVC10050YE)	Siemens green	grey				
PLC Siemens SIMATIC S7-300	17,5 x 103,5	<b>71090</b>	<b>71040</b>	<b>71050</b>	<b>71000GY</b>	0,5	6	60	882
	22 x 38	<b>71097</b>	<b>71047</b>			0,5	10	100	904
	22,75 x 103,5	<b>71091</b>	<b>71041</b>	<b>71051</b>	<b>71001GY</b>	0,5	4	40	883
I/O Siemens SIMATIC ET 200S	12,7 x 50	<b>71092</b>	<b>71042</b>	<b>71052</b>	<b>71002GY</b>	0,3	14	140	885
PLC Siemens SIMATIC S7 Profisafe 6ES7	25,6 x 50	<b>71094</b>	<b>71044</b>			0,3	8	80	895
PLC Siemens SIMATIC S7-1500 KOMPAKT	12,7 x 109	<b>71099</b>	<b>71049</b>	<b>71059</b>	<b>71009GY</b>	0,3	8	80	897
PLC Siemens SIMATIC S7-1500	22,75 x 109	<b>71096</b>	<b>71046</b>	<b>71056</b>		0,5	4	40	896
PLC Siemens SIMATIC ET 200SP	12,7 x 31	<b>71098</b>	<b>71048</b>	<b>71058</b>	<b>71008GY</b>	0,3	21	210	900
PLC Siemens SIMATIC	52 x 80			<b>71053</b>		0,3	2	20	889




**PC** **HF** **SF** **-40°C** **+130°C**

**UL94 V0** **RoHS COMPLIANT 2011/65/EU**

Component	Size mm	Type metallic grey	Thickness mm	Legends per sheet	Quantity	SW code
PLC Siemens SIMATIC S7-300	17,5 x 103,5	<b>71000-HF</b>	0,5	6	60	882
	22,75 x 103,5	<b>71001-HF</b>	0,5	4	40	883

Direct application to PLCs.

support template with PET blank .....page 10  
ribbons.....page 11



# MG-SAT

## THERMAL TRANSFER SYSTEM FOR SHEET MEDIA

### Security labels

*ultradestructible and antitamper film, precut*

**MG-SAT-V** “Void” anti tamper film: when removed, leaves the word “Void” on the surface, as evidence of its removal.

**MG-SAT-C** “Checker-board” anti tamper film: when removed, leaves behind a checker-board imprint on the surface, as evidence of its removal.

**MG-SAT-D** Ultradestructible film: when removed, allowing two hours after application, this film will break up into very small fragments to prevent replacement.



**Material:** matt Polyester film

**Operating temperature range:** -40°C (-40°F) to +140°C (+284°F)



Family	Size mm	Type white	Tags per sheet	Quantity	SW code
MG-SAT-V	24 x 38	29001	6	300	270
	37 x 74	29002	2	100	271
	52 x 105	29003	2	100	272

**Material:** matt Polyester film

**Operating temperature range:** -40°C (-40°F) to +140°C (+284°F)



Family	Size mm	Type metallic grey	Tags per sheet	Quantity	SW code
MG-SAT-C	9 x 15	29806	70	3.500	161
	15 x 49	29807	14	700	187
	24 x 38	29801	6	300	270
	37 x 74	29802	2	100	271
	52 x 105	29803	2	100	272
MG2-SAT-C	110 x 140	29804	1	50	273

**Material:** film PE-HD

**Operating temperature range:** -30°C (-58°F) to +80°C (+230°F)



Family	Size mm	Type white	Tags per sheet	Quantity	SW code
MG-SAT-D	9 x 15	29906	70	3.500	161
	15 x 49	29907	14	700	187
	24 x 38	29901	6	300	270
	37 x 74	29902	2	100	271
	52 x 105	29903	2	100	272



*Directly on suitable surfaces.*

support template with PET blank ..... page 10  
ribbons ..... page 11

Modular legends



precut

The MG-17.5-R series comprises legends designed for use with modular components.

Consult us for availability of other colours.

Note: UV resistance may vary between colours.

MG-17.5-R



**Material:** Rigid PVC, self extinguishing class V0: UL94

**Operating temperature range:** -30°C (-22°F) to +60°C (+140°F)

**Application temperature range:** +10°C (+50°F) to +40°C (+104°F)



Family	Component	N° of modules	Size mm	Type						Tags per sheet	Quantity	SW code
				white (PVC10050WH)	yellow (PVC10050YE)	grey	red	blue	black			
MG-17.5-R	Bticino	6	12 x 105	990788N						8	400	332
	Merlin Gerin	1	15 x 17,5	990768N	990769N	990785NGY	990863N		990862N	42	1.050	321
		2	15 x 35	990766N	990767N	990784NGY	990865N		990864N	21	1.050	322
		3	15 x 52,5	990764N	990765N	990783NGY	990908N		990907N	14	700	323
		4	15 x 70	990762	990763	990782GY	990912		990911	6	300	324
		5	15 x 87,5	990755	990761	990781GY				6	300	325
	6	15 x 107,5	990798N	990799N	990809NGY	990846	990847			7	350	329
	1	25 x 18	990889	990895		990900		990914	24	1.200	335	
	Merlin Gerin	1½	25 x 27	990891	990892		990897		990915	16	800	334
	Merlin Gerin	2	25 x 36	990888	990894		990899		990916	12	600	336
	Merlin Gerin	3	25 x 50	990887	990893		990898		990917	8	400	337
Merlin Gerin	4	25 x 70	990890	990896		990901		990918	4	200	338	
	1	37,5 x 17,5	990950	990951		990952		990953	18	900	345	
MG2-17.5-R		8	15 x 140	990883	990884					7	350	331

**Material -HF:** Polycarbonate, Halogen Free, self extinguishing class V0: UL94

**Operating temperature range:** -40°C (-40°F) to +130°C (+266°F)




Family	N° of modules	Size mm	Type metallic grey	Tags per sheet	Quantity	SW code
MG-17.5-R	1	15 x 17,5	990785N-HF	42	1.050	321
	2	15 x 35	990784N-HF	21	1.050	322
	3	15 x 52,5	990783N-HF	14	700	323
	4	15 x 70	990782N-HF	6	300	324
	5	15 x 87,5	990781N-HF	6	300	325
	6	15 x 107,5	990809N-HF	7	350	329

Use the modular legend for Merlin Gerin directly on the components or with self adhesive modular backing strips



support template with PET blank ..... page 10  
 ribbons ..... page 11  
 legend rails RT-TAP ..... page 128



# MG-17.5-A

## THERMAL TRANSFER SYSTEM FOR SHEET MEDIA



### Modular legends

self adhesive, precut

The MG-17.5-A series comprises self adhesive legends designed for use with modular components.

Consult us for availability of other colours.

Note: UV resistance may vary between colours.



**Material:** Rigid PVC, self extinguishing class V0: UL94

**Operating temperature range:** -30°C (-22°F) to +60°C (+140°F)

**Application temperature range:** +10°C (+50°F) to +40°C (+104°F)

**Material -HF:** Polycarbonate, Halogen Free, self extinguishing class V0: UL94

**Operating temperature range:** -40°C (-40°F) to +120°C (+248°F)



Family	N° of modules	Size mm	Type							Tags per sheet	Quantity	SW code
			white (PVC10050WH)	yellow (PVC10050YE)	grey	red	blue	green	black			
MG-17.5-A	2	15 x 35	990753N	990820N	990822NGY	990923N	990963N	990954N	990913N	21	525	922
	6	15 x 107,5	990824	990826	990827NGY	990929	990926	990925	990833N	7	175	929
	6	20 x 107,5	990972							5	125	946
	1	25 x 18	990869	990878		990905			990919	24	600	935
	1½	25 x 27	990871	990872		990902			990920	16	400	934
	2	25 x 36	990868	990877		990904	990970		990921	12	300	936
	3	25 x 50	990867	990873		990903			990922	8	200	937
	4	25 x 70	990870	990879		990906			990924	4	100	938
MG2-17.5-A	8	15 x 140	990880	990881						7	175	931



Family	N° of modules	Size mm	Type		Tags per sheet	Quantity	SW code
			white	metallic grey			
MG-17.5-A	2	15 x 35		990822N-HF	21	525	922
	6	15 x 107,5		990827N-HF	7	175	929
	6	20 x 107,5	990972-HF		5	125	946
MG2-17.5-A	8	15 x 140		990882-HF	7	175	931



Merlin Gerin modular tags can be used directly on rails or vinyl adhesive base strips.

Directly on the panel.

support template with PET blank ..... page 10  
ribbons ..... page 11



### Modular labels

15 mm, self adhesive, precut

The MG-17.5 series comprises labels designed for use with modular components.


Consult us for availability of other colours. Note: UV resistance may vary between colours.

#### MG-17.5-VY

**Material:** PVC film

**Operating temperature range:** -30°C (-22°F) to +70°C (+158°F)

**Application temperature range:** +10°C (+50°F) to +40°C (+104°F)



Family	N° of modules	Size mm	Type		Labels per sheet	Quantity	SW code
			white (PVC99008WH)	yellow (PVC99008YE)			
MG-17.5-VY	6	15 x 107,5	990746N	990747N	7	350	570

#### MG-17.5-PY

Metallic grey labels are used indoor.

**Material:** Polyester film

**Operating temperature range:** da -40°C (-40°F) to +130°C (+266°F)

**Application temperature range:** +10°C (+50°F) to +40°C (+104°F)



Family	N° of modules	Size mm	Type		Labels per sheet	Quantity	SW code
			white (PET99005WH)	metallic grey (PET99005GY)			
MG-17.5-PY	6	15 x 107,5	990777N	990779N	7	350	570

Directly on the panel or with modular backing strips in PVC.



support template with PET blank .....	page 10
ribbons .....	page 11
modular backing strips .....	page 40



# MG-17.5-SB

## THERMAL TRANSFER SYSTEM FOR SHEET MEDIA

### Modular backing strips

15 mm, precut

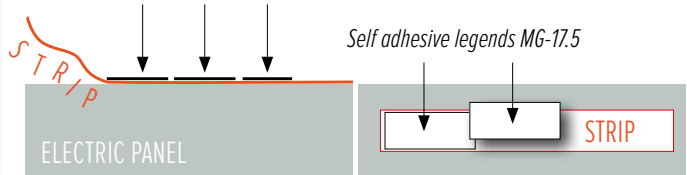
The backing strips are ideal for modular components to achieve a perfect alignment of MG-17.5 legends in up to 430 mm long strips, to be applied directly on the panel or in mounting rails.



**Material:** PVC film

**Operating temperature range:** -30°C (-22°F) to +70°C (+158°F)

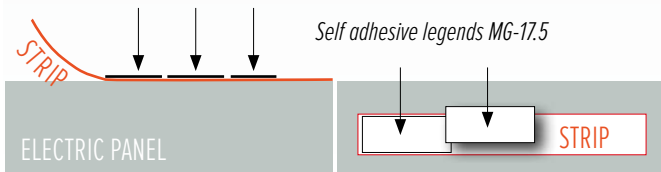
**Application temperature range:** +10°C (+50°F) to +40°C (+104°F)



PVC 0.1mm SF -30°C +70°C



self adhesive	Size mm	Type		Thickness mm	Quantity
		white	yellow		
✓	15 x 430	990752	990756	0,1	10



**Material:** Rigid PVC, self extinguishing class V0: UL94

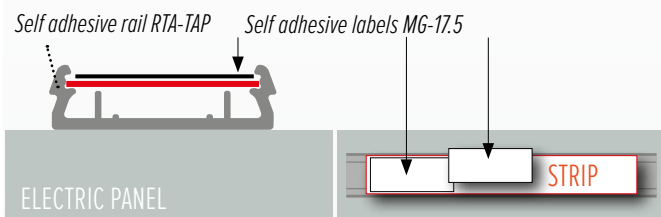
**Operating temperature range:** -30°C (-22°F) to +60°C (+140°F)

**Application temperature range:** +10°C (+50°F) to +40°C (+104°F)

PVC 0.7mm SF -30°C +60°C



self adhesive	Size mm	Type		Thickness mm	Quantity
		white (PVC10050WH)	yellow (PVC10050YE)		
✓	15 x 430	990759	990760	0,7	10



**Material:** Rigid PVC, self extinguishing class V0: UL94

**Operating temperature range:** -30°C (-22°F) to +60°C (+140°F)

**Application temperature range:** +10°C (+50°F) to +40°C (+104°F)

PVC 0.5mm SF -30°C +60°C



Size mm	Type		Thickness mm	Quantity
	white (PVC10050WH)	yellow (PVC10050YE)		
15 x 430	990757	990758	0,5	10



Directly on the panel.

modular legends MG-17.5 .....	page 37
modular labels MG-17.5.....	page 39
rails RT-TAP.....	page 128

Customisable panel plates

Print legend & rating plates with full colour logos.


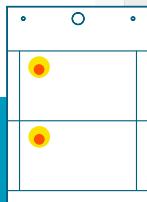

- more time-efficient, cost-effective and adaptable than having plates printed by external suppliers
- matched aesthetic qualities of all printed labels, markers & legends
- provides complete inhouse control of all identification & labelling functions

Free system lifetime support & training is just a call or click away.

To request a quote complete the form on page 156 or download the pdf version from our website.



Thermal Transfer



WE PRE-PRINT...



YOUR FULL COLOUR LOGO

...YOU ADD DATA WITH OUR GENIUS PRINTERS IN SECONDS...

RESULT A HIGH QUALITY PRINTED LEGEND OR RATING PLATE!



Relevant performance standards:

- **UNI EN ISO 4892-2**  
(resistance to UV)
- **CEI 16-7**  
CEI 23-11 / CEI EN 61058-1  
CEI EN 61010-1 / VDE 0411-1  
CEI EN 61439-1: 2010-01  
(indelibility of print)

DOWNLOAD THE FORM,  
COMPLETE IT  
AND SEND IT TO:

[sales@cembre.co.uk](mailto:sales@cembre.co.uk) for UK & Ireland  
[sales.us@cembreinc.com](mailto:sales.us@cembreinc.com) for USA, Canada & Mexico  
[sales@cembre.com](mailto:sales@cembre.com) for any other countries

# MG-VRT-R

## THERMAL TRANSFER SYSTEM FOR SHEET MEDIA

### Panel plates rivet fixing



customisable

MG-VRT-R rigid PVC panel plates are used to create name plates, rating plates, data plates using company logos, technical data, serial numbers, EC certification, etc.

Transparent Polycarbonate covers can be used for increased durability.

Consult us for availability of other colours and transparent versions.

Note: UV resistance may vary between colours.



**Material:** Rigid PVC, self extinguishing class V0: UL94

**Operating temperature range:** -30°C (-22°F) to +60°C (+140°F)

**Application temperature range:** +10°C (+50°F) to +40°C (+104°F)



Family	Size mm	Type						Cover	Tags per sheet	Quantity	SW code
		white (PVC10050WH)	yellow (PVC10050YE)	grey	red	green	black				
MG-VRT-R	25 x 80	48908	48408						4	200	861
	25 x 100		48405						4	200	205
	30 x 70	48929							3	150	820
	32 x 58	48900N	48400N	48700NGY				47590	6	300	200
	35 x 100	48917	48417	48717GY	48217				3	75	810
	42 x 78	48901	48401	48701GY				47591	2	100	202
	50 x 50	48918	48418						4	200	858
	50 x 100	48997							2	50	844
	52 x 107	48903	48403	48703GY	48223		48103	47592	2	100	204
	60 x 100	48941						47596	1	50	821
	62 x 88	48902	48402	48702GY				47594	1	50	203
	92 x 118	48913	48413	48713GY	48213	48513	48113	47593	1	50	813
MG2-VRT-R	105 x 110			48704GY					1	50	859
	102 x 138	48928	48428	48728GY	48228		48128	47595	1	50	207



Directly on suitable surfaces.

support template with PET blank ..... page 10  
 ribbons ..... page 11  
 transparent cover CPT ..... page 130

**Panel plates rivet fixing, Halogen free**

*customisable*

MG-VRT-R Polycarbonate panel plates are used to create name plates, rating plates, data plates using company logos, technical data, serial numbers, EC certification, etc.

Transparent Polycarbonate covers can be used for increased durability.

Consult us for availability of other colours and transparent versions.

Note: UV resistance may vary between colours.

MG-VRT-R



**Material -HF:** Polycarbonate, Halogen Free, self extinguishing class V0: UL94

**Operating temperature range:** -40°C (-40°F) to +130°C (+266°F)

PC
HF
SF
-40°C
+130°C
UL94 V0
RoHS COMPLIANT 2011/65/EU

Family	Size mm	Type metallic grey	Cover	Tags per sheet	Quantity	SW code
MG-VRT-R	32 x 58	48700N-HF	47590	6	300	200
	35 x 100	48717-HF		3	75	810
	42 x 78	48701-HF	47591	2	100	202
	50 x 50	48718-HF		4	200	858
	52 x 107	48703-HF	47592	2	100	204
	62 x 88	48702-HF	47594	1	50	203
	92 x 118	48713-HF	47593	1	50	813
MG2-VRT-R	102 x 138	48728-HF	47595	1	50	207

Directly on suitable surfaces.  
Use the 991611 ribbon to print -HF items.



support template with PET blank ..... page 10  
ribbons ..... page 11  
transparent cover CPT ..... page 130

# MG-VRT-RH

## THERMAL TRANSFER SYSTEM FOR SHEET MEDIA

### Panel plates rivet fixing with holes



customisable

MG-VRT-RH rigid PVC panel plates are used to create name plates, rating plates, data plates using company logos, technical data, serial numbers, EC certification, etc. Transparent Polycarbonate covers can be used for increased durability.

Consult us for availability of other colours and transparent versions.

Note: UV resistance may vary between colours.



**Material:** Rigid PVC, self extinguishing class V0: UL94

**Operating temperature range:** -30°C (-22°F) to +60°C (+140°F)

**Application temperature range:** +10°C (+50°F) to +40°C (+104°F)



Family	Size mm	Type						Ø mm Holes	Tags per sheet	Quantity	SW code
		white (PVC10050WH)	yellow (PVC10050YE)	grey	red	blue	black				
MG-VRT-RH	15 x 52	48924					48129	2	14	350	831
	15 x 80	48938	48438					2	7	175	828
	25 x 50	48906	48406	48806GY			48606	2	8	200	860
	25 x 75	48907	48407					2	4	100	809
	25 x 80	48931						2	4	100	832
	25 x 100	48914	48414					2	4	200	206
	35 x 50	48930						2	6	150	833
	35 x 80	48937	48437		48237	48637		2	3	75	827
	35 x 100	48909	48409					2	3	75	818
	50 x 100	48911	48411	48811GY				4	2	50	811
	75 x 120	48915	48415		48215		48115	4	1	50	816
	105 x 110	48912	48412	48712GY				4	1	25	859
MG2-VRT-RH	29 x 140	48932					48132	2	3	75	834
	35 x 142	48923						2	3	150	835
	50 x 140	48919						4	2	50	872
	60 x 100	48927						4	2	50	842
	82 x 142	48921	48421					4	1	50	836



Directly on suitable surfaces.

support template with PET blank ..... page 10  
ribbons ..... page 11

## Panel plates rivet fixing with holes, Halogen free

customisable

MG-VRT-RH Polycarbonate panel plates are used to create name plates, rating plates, data plates using company logos, technical data, serial numbers, EC certification, etc. Transparent Polycarbonate covers can be used for increased durability.

Consult us for availability of other colours and transparent versions.

Note: UV resistance may vary between colours.

# MG-VRT-RH



**Material -HF:** Polycarbonate, Halogen Free, self extinguishing class V0: UL94

**Operating temperature range:** -40°C (-40°F) to +130°C (+266°F)



Family	Size mm	Type		Ø mm Holes	Tags per sheet	Quantity	SW code
		white	metallic grey				
MG-VRT-RH	15 x 52	48924-HF		2	14	350	831
	25 x 50		48806-HF	2	8	200	860
	25 x 75	48907-HF		2	4	100	809
	25 x 80	48931-HF		2	4	100	832
	35 x 50	48930-HF		2	6	150	833
	50 x 100		48811-HF	4	2	50	811
	105 x 110		48712-HF	4	1	25	859
MG2-VRT-RH	29 x 140	48932-HF		2	3	75	834
	35 x 142	48923-HF		2	3	150	835
	50 x 140	48919-HF		4	2	50	872

Directly on suitable surfaces.  
Use the 991611 ribbon to print -HF items.



support template with PET blank .....page 10  
ribbons .....page 11

# MG-VRT-A

## THERMAL TRANSFER SYSTEM FOR SHEET MEDIA

### Panel plates self adhesive



customisable

MG-VRT-A rigid PVC self adhesive panel plates are used to create name plates, rating plates, data plates using company logos, technical data, serial numbers, EC certification, etc. Transparent Polycarbonate covers can be used for increased durability.

Consult us for availability of other colours and transparent versions.

Note: UV resistance may vary between colours.



**Material:** Rigid PVC, self extinguishing class V0: UL94

**Operating temperature range:** -30°C (-22°F) to +60°C (+140°F)

**Application temperature range:** +10°C (+50°F) to +40°C (+104°F)



Family	Size mm	Type							Cover	Tags per sheet	Quantity	SW code
		white (PVC10050WH)	yellow (PVC10050YE)	grey	red	blue	green	black				
MG-VRT-A	25 x 50	88916	88416	88716GY	88216	88616	88516	88116		8	200	853
	25 x 80	88908	88408	88708GY	88208	88608		88108		4	100	861
	25 x 100	88905	88405		88205	88605		88005		4	100	205
	32 x 58	88900N	88400N	88700NGY	88200N	88600N		88000N	47590	6	150	200
	35 x 75	88945	88445							3	75	825
	35 x 100	88917	88417	88717GY	88217	88617	88517	88007		3	75	810
	42 x 78	88901	88401	88701GY	88201	88601		88101	47591	2	50	202
	50 x 50	88918	88418					88118		4	100	858
	52 x 107	88903	88403	88703GY	88203	88603		88103	47592	2	50	204
	57 x 87,5	88971		88771GY						2	50	841
	62 x 88	88902	88402	88702GY					47594	1	25	203
	92 x 118	88913	88413	88713GY	88213	88613		88113	47593	1	25	813
	105 x 110	88904	88404	88704GY	88204					1	25	812
MG2-VRT-A	25 x 140	88946	88446							4	100	824
	40 x 138	88935		88735GY	88235			88135		2	50	822
	60 x 100	88962								2	50	821
	65 x 122	88963								1	25	845
	90 x 140	88964								1	25	846
	102 x 138	88928	88428	88728GY	88228	88628		88128	47595	1	25	207



Directly on suitable surfaces.

support template with PET blank ..... page 10  
 ribbons ..... page 11  
 transparent cover CPT ..... page 130



**Panel plates self adhesive, Halogen free**

*customisable*

MG-VRT-A Polycarbonate self adhesive panel plates are used to create name plates, rating plates, data plates using company logos, technical data, serial numbers, EC certification, etc. Transparent Polycarbonate covers can be used for increased durability.

Consult us for availability of other colours and transparent versions.

Note: UV resistance may vary between colours.

# MG-VRT-A



THERMAL TRANSFER

**Material -HF:** Polycarbonate, Halogen Free, self extinguishing class V0: UL94

**Operating temperature range:** -40°C (-40°F) to +120°C (+248°F)

PC HF SF -40°C +120°C

UL94 V0 RoHS compliant 2011/65/EU

Family	Size mm	Type		Cover	Tags per sheet	Quantity	SW code
		white	metallic grey				
MG-VRT-A	20 x 110		88765-HF		5	125	779
	25 x 50		88716-HF		8	200	853
	25 x 80		88708-HF		4	100	861
	32 x 58		88700N-HF	47590	6	150	200
	35 x 100		88717-HF		3	75	810
	42 x 78	88901-HF	88701-HF	47591	2	50	202
	52 x 107	88903-HF	88703-HF	47592	2	50	204
	57 x 87,5		88771-HF		2	50	841
	62 x 88		88702-HF	47594	1	25	203
	92 x 118		88713-HF	47593	1	25	813
105 x 110		88704-HF		1	25	812	
MG2-VRT-A	40 x 138		88735-HF		2	50	822
	102 x 138	88928-HF	88728-HF	47595	1	25	207

Directly on suitable surfaces.  
Use the 991611 ribbon to print -HF items.



support template with PET blank ..... page 10  
ribbons..... page 11  
transparent cover CPT..... page 130

# MG-VRT-AH

## THERMAL TRANSFER SYSTEM FOR SHEET MEDIA

### Panel plates self adhesive with holes



customisable

MG-VRT-AH rigid PVC self adhesive panel plates are used to create name plates, rating plates, data plates using company logos, technical data, serial numbers, EC certification, etc. Transparent polycarbonate covers can be used for increased durability.

Consult us for availability of other colours.

Note: UV resistance may vary between colours.



**Material:** Rigid PVC, self extinguishing class V0: UL94

**Operating temperature range:** -30°C (-22°F) to +60°C (+140°F)

**Application temperature range:** +10°C (+50°F) to +40°C (+104°F)



Family	Size mm	Type						Ø mm Holes	Tags per sheet	Quantity	SW code
		white (PVC10050WH)	yellow (PVC10050YE)	grey	red	blue	black				
MG-VRT-AH	15 x 52	88940					88140	2	14	350	831
	20 x 40	88920	88420	88720GY				2	10	250	864
	25 x 50	88906	88406					2	8	200	860
	25 x 75	88907	88407		88207			2	4	100	809
	25 x 80	88942					88142	2	4	100	832
	25 x 100	88914	88414		88214			2	4	100	206
	35 x 50	88941					88141	2	6	150	833
	35 x 75	88929						2	3	75	817
	35 x 85	88944						2	3	75	823
	35 x 100	88909	88409					2	3	75	818
	35 x 100	88910	88410					4	3	75	818
	42 x 78	88922	88422					2	2	50	819
	50 x 100	88911	88411		88211			4	2	50	811
	75 x 120	88915	88415				88115	4	1	25	816
105 x 110	88912	88412	88712GY				4	1	25	859	
MG2-VRT-AH	25 x 140	88927	88427					2	4	100	871
	29 x 140	88943					88143	2	3	75	834
	30 x 115	88967	88467					2	3	75	780
	35 x 142	88939						2	3	75	835
	40 x 150	88968	88468					2	2	50	781
	50 x 140	88919				88619		4	2	50	872
	50 x 150	88956						4	2	50	843
	82 x 142	88938						4	1	25	836
102 x 138				88237	88637		4	1	25	208	



Directly on suitable surfaces.

support template with PET blank ..... page 10  
ribbons ..... page 11

**Panel plates self adhesive with holes**

*customisable*

MG-VRT-AH Polycarbonate self adhesive panel plates are used to create name plates, rating plates, data plates using company logos, technical data, serial numbers, EC certification, etc. Transparent polycarbonate covers can be used for increased durability.

Consult us for availability of other colours.

Note: UV resistance may vary between colours.

# MG-VRT-AH



THERMAL TRANSFER



**Material -HF:** Polycarbonate, Halogen Free, self extinguishing class V0: UL94

**Operating temperature range:** -40°C (-40°F) to +120°C (+248°F)

PC
HF
SF
-40°C
+120°C


UL94 V0
RoHS  
Compliant  
2011/65/EU

Family	Size mm	Type		Ø mm Holes	Tags per sheet	Quantity	SW code
		yellow	metallic grey				
MG-VRT-AH	20 x 40		88720-HF	2	10	250	864
	50 x 100		88711-HF	4	2	50	811
	75 x 120	88415-HF		4	1	25	816
	105 x 110		88712-HF	4	1	25	859

Directly on suitable surfaces.  
Use the 991611 ribbon to print -HF items.



support template with PET blank .....page 10  
ribbons.....page 11



# MG-SIGNS

## THERMAL TRANSFER SYSTEM FOR SHEET MEDIA

### Panel legends



*precut*

The MG-SIGNS legends is used for in-house production of warning, hazard, prohibition and mandatory signs from pictograms provided in the library of GENIUSPRO software.

A highly versatile system for rapidly and accurately producing signs in all languages, on a one-off basis if required.



**Material:** Rigid PVC, self extinguishing class V0: UL94

**Operating temperature range:** -30°C (-22°F) to +60°C (+140°F)

**Application temperature range:** +10°C (+50°F) to +40°C (+104°F)



Family	Shape	Self adhesive	Size mm	Type			Ø mm Holes	Tags per sheet	Quantity	SW code
				white (PVC10050WH)	yellow (PVC10050YE)	red				
MG-SIGNS-R			37 x 74		990713			2	100	271
			52 x 105		990714		2	100	272	
			Ø 62		990743		22,5	2	50	252
			Ø 62	990930		30	2	50	265	
			Ø 90		990744		22,5	1	50	263
MG-SIGNS-A		✓	100		990704			1	50	262
			Ø 40	990927	990928	990858	4	200	250	
		✓	Ø 100	990705			1	50	253	
			37 x 74		990711		2	100	271	
			52 x 105		990712		2	100	272	



	Directly on suitable surfaces.					
	<table border="0"> <tr> <td></td> <td>support template with PET blank .....</td> <td>page 10</td> </tr> <tr> <td></td> <td>ribbons .....</td> <td>page 11</td> </tr> </table>		support template with PET blank .....	page 10		ribbons .....
	support template with PET blank .....	page 10				
	ribbons .....	page 11				

**Panel labels**

*self adhesive, precut*

The MG-SIGNS labels is used for in-house production of warning, hazard, prohibition and mandatory signs from pictograms provided in the library of GENIUSPRO software. A highly versatile system for rapidly and accurately producing signs in all languages, on a one-off basis if required.

MG-SIGNS



**MG-SIGNS-VY**

**Material:** PVC film

**Operating temperature range:** -30°C (-22°F) to +70°C (+158°F)

**Application temperature range:** +10°C (+50°F) to +40°C (+104°F)



Family	Shape	Size mm	Type			Ø mm Holes	Labels per sheet	Quantity	SW code
			white (PVC99008WH)	yellow (PVC99008YE)	red (*)				
MG-SIGNS-VY		50		990700N			4	200	241
		100		990701			1	50	242
		50		990857			4	200	260
			Ø 25	990860	990859	990992	12	600	236
	Ø 100		990702	990866		1	50	238	
		37 x 74		990709			2	100	246
		52 x 105	990825	990710			2	100	247
			62		990740			1	50
90				990741			22,5	1	50
	90		990742			22,5	1	50	234
MG2-SIGNS-VY		45 x 150	990991			30,5	2	100	275

**MG-SIGNS-PY**

(\*) Not UL approved

**Material:** Polyester film

**Operating temperature range:** -40°C (-40°F) to +130°C (+266°F)

**Application temperature range:** +10°C (+50°F) to +40°C (+104°F)



Family	Shape	Size mm	Type metallic grey (PET99005GY)	Ø mm Holes	Tags per sheet	Quantity	SW code
MG-SIGNS-PY		46 x 46	47826	24	4	200	230

*Directly on suitable surfaces.*



support template with PET blank .....page 10  
ribbons.....page 11

# ROLLY3000

## THERMAL TRANSFER SYSTEM FOR ROLL MEDIA

### Thermal transfer printer for roll media



Robust and quiet, ROLLY3000 provides reliable, intensive operation in office or factory combined with the facility to optimise printer set-up according to the media.

ROLLY3000 is delivered complete with power & connection cables and GENIUSPRO software including a universal driver for Windows® (7, 8 & 10) to ensure program compatibility.

ROLLY3000 is ideal for printing all Cembre flat material on rolls, eg. cable tags for holders, tie on, wraparound cable markers, legend strips and labels.

ROLLY3000 is designed for optimum single side printing of TERMO-ROLL heat shrinkable tubing and particularly suitable for intensive use of this material in ladder format on a roll.

Maximum print area: 105 mm wide, up to 2.000 mm long.

#### SPEED

prints 1.000 4x10 cable tags in less than two minutes  
1.000 heat shrinkable tubing M2-32-25-YE1 in less than three minutes

#### CONVENIENCE

software provides quick and easy upload of the data to be printed

#### ECONOMY

prints around 140.000 4x10 cable tags with a single ribbon 842112  
prints around 55.000 heat shrinkable tubes  
M2-32-25-YE1 with a single ribbon 842121

#### QUALITY

printer resolution 300 dpi

#### Printer Dimensions:

- Length 460 mm (18.11 in.)
- Width 252 mm (9.92 in.)
- Height 288 mm (11.34 in.)
- Weight 10 kg (22.05 lbs.)



Printer Type **ROLLY3000**; includes:

- Mains cable
- USB cable
- Cover
- Black printer ribbon **842112**
- Software GENIUSPRO on pen drive

#### ROLLY3000 PRINTABLE MATERIAL

TPM-ROLL cable tags with holders .....	page 56
KM-ROLL wraparound cable markers.....	page 57
ETF-ROLL cable tags .....	page 58
TAR-ROLL cable tags.....	page 60
VCT-ROLL labels .....	page 61
STRIP-ROLL modular strips .....	page 62
TTL labels .....	page 63
TTF continuous material.....	page 66
TERMO-ROLL heat-shrinkable tubing .....	page 68



software GENIUSPRO .....	page 8
accessories .....	page 54
ribbons.....	page 55

**Thermal transfer printer for roll media**

*double head, for heat shrinkable tubing*

Robust and quiet, ROLLY2000TR2 provides reliable, intensive operation in office or factory combined with the facility to optimise printer set-up according to the media.

ROLLY2000TR2 is delivered complete with power & connection cables and GENIUSPRO software including a universal driver for Windows® (7, 8 & 10) to ensure program compatibility.

ROLLY2000TR2 is designed to optimise printing simultaneously on both sides of TERMO-ROLL heat shrinkable tubing in ladder format on a roll.

**Dedicated to high level applications where dual marking is an essential specification, eg in many rail, marine and aeronautic applications.**

**Printer Dimensions:**

- Length 554 mm (21.8 in.)
- Width 248 mm (9.76 in.)
- Height 395 mm (15.55 in.)
- Weight 21 kg (46.3 lbs.)



Printer Type **ROLLY2000TR2**, includes:

- Mains cable
- USB cable
- Cover
- 2 Black printer ribbons **842121**
- Software GENIUSPRO on pen drive

# ROLLY2000TR2



**SPEED**

1.000 heat shrinkable tubing M2-32-25-YE1 in less than three minutes

**CONVENIENCE**

software provides quick and easy upload of the data to be printed

**ECONOMY**

prints around 55.000 heat shrinkable tubes M2-32-25-YE1 with two ribbon 842121

**QUALITY**

printer resolution 300 dpi



**ROLLY2000TR2 PRINTABLE MATERIAL**

TERMO-ROLL double head heat shrinkable tubing .. page 69

software GENIUSPRO .....	page 8
accessories.....	page 54
ribbons.....	page 55

# ACCESSORIES



## THERMAL TRANSFER SYSTEM FOR ROLL MEDIA

### Cutters and accessories

for thermal transfer printer on roll media

#### ROLLY3000-CUTTER

Fits to front of printer. Automatically cuts to length continuous TTL and flexible TTF material.



#### ROLLY3000TR-CUTTER

Fits to front of printer. Automatically cuts or perforates to length Termo-roll continuous heat shrinkable tubing.



While stocks last

#### ROLLY2000-CUTTER 990856

Fits to front of printer. Automatically cuts to length continuous TTL and flexible TTF material.



#### ROLLY2000TR-CUTTER 990982

Fits to front of printer. Automatically cuts or perforates to length Termo-roll continuous heat shrinkable tubing.



Heat gun **EHG2000** variable temperature, power 2000W, for heat shrinkable tubing TERMO-ROLL

- Weight: 850 g (1.9 lbs)
- Temperature: +50°C to +600°C
- Voltage: 230-240 V - 50 Hz




#### Dispenser **DSP-TCS**

Mobile dispensing and preparation frame for convenient use of bulk.



Desk-dispenser **DSPB-TCS** Mobile dispensing and preparation stand for convenient use of bulk.



	
printer ROLLY3000.....	page 52
printer ROLLY2000TR2.....	page 53



**Monochrome ribbons**

for thermal transfer printer on roll

ROLLY premium quality ribbons provide resin based indelible print in accordance with the scratch and abrasion resistance requirements of CEI 16-7.

TPPS-060 PREMIUM for printing Halogen Free material.

RIBBONS



Family	Type						Print area mm	Width mm	Length m	Quantity
	black	blue	red	green	grey	white				
TPS-060	842112	842113	842115	842114	842116	842122	105	112	200	1
TPPS-060 PREMIUM	842212						105	110	300	1

TR Ribbons provide resin based indelible print in accordance with the scratch and abrasion resistance requirements of CEI 16-7.

Specifically formulated for printing heat shrinkable tubing



Family	Type black	Print area mm	Width mm	Length m	Quantity
TRR-055	842121	105	60	350	1
TRPR-060 PREMIUM	844121	105	60	350	1



The legibility of print produced on Cembre media by ribbons meets the requirements of:

- EN ISO 4892-2:** UV resistance
- CEI 16-7:** Resistance to abrasion and friction
- CEI 16-7:** Effect of ageing
- CEI 23-11 / CEI EN 61058-1:** Indelibility
- CEI EN 61010-1 / VDE 0411-1:** Indelibility
- CEMBRE INTERNAL TEST:** Indelibility
- EN ISO 9227:** Saline mist
- CEI EN 60464-2:** Resistance to solvent vapour
- DIN 30643:** Resistance to abrasion and rubbing
- UNI EN ISO 175:** Effect of immersion in liquid chemicals

Specifications page 154

printer ROLLY3000.....	page 52
printer ROLLY2000TR2.....	page 53

# TPM-ROLL

## THERMAL TRANSFER SYSTEM FOR ROLL MEDIA

### Cable tags with holders

*precut 4mm push in markers, on a roll*


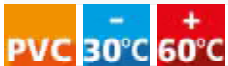
TPM-ROLL tags are used for marking cables, conduit, tubes, conductors and components.

Presented in stem format, tags are simply snapped off their stems and inserted into the appropriate holders.



**Material:** Rigid PVC, self extinguishing class V0: UL94

**Operating temperature range:** -30°C (-22°F) to +60°C (+140°F)



Size mm	Type		Quantity	SW code
	white	yellow		
4 x 10	44090B	44040B	16.356	4020
4 x 12	44091B	44041B	12.552	4022
4 x 15	44092B	44042B	12.552	4023
4 x 20	44093B	44043B	10.200	4005
4 x 30	44096B	44046B	6.270	4026
4 x 40	44097B	44047B	5.005	4007



	printer ROLLY3000.....	page 52
	ribbons.....	page 55
	tag holders PMF.....	page 104
	tag holders PMF-AC.....	page 112
	tag holders PMF-ET.....	page 113

## Wraparound cable markers

*self adhesive, precut, Halogen Free*

KM-ROLL wraparound cable markers are suitable for identifying large diameter cables, tubes and conduit.

Printing on ROLLY3000, is exceptionally clear and legible and is protected from chemical and atmospheric agents.

**Material:** Polyester film (PET)

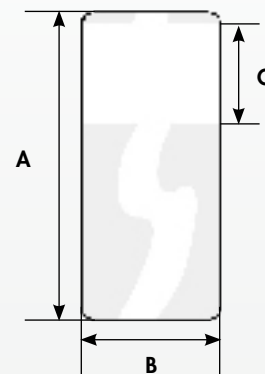
**Operating temperature range:** -40°C (-104°F) to +130°C (+266°F).

**Application temperature range:** +10°C (+50°F) to +40°C (+140°F)

# KM-ROLL



Family	Overall length A mm	Wrapping diameter mm	Print area CxB mm	Type		Columns	Rows	Quantity	SW code
				white	yellow				
KM-ROLL025	25	2,6 ÷ 4,1	9 x 15	58955-015N	58455-015N	5	1.700	8.500	4600
			9 x 23	58955-023N	58455-023N	4	1.700	6.800	4601
KM-ROLL038	38	4,3 ÷ 7	10 x 15	58950-015N	58450-015N	5	1.200	6.000	4602
			10 x 23	58950-023N	58450-023N	4	1.200	4.800	4603
KM-ROLL050	50	6 ÷ 10	15 x 15	58951-015N	58451-015N	5	900	4.500	4604
			15 x 23	58951-023N	58451-023N	4	900	3.600	4605
KM-ROLL075	75	8 ÷ 14	25 x 15	58952-015N	58452-015N	5	600	3.000	4606
			25 x 23	58952-023N	58452-023N	4	600	2.400	4607
KM-ROLL100	100	12 ÷ 20	25 x 15	58953-015N	58453-015N	5	480	2.400	4608
			25 x 23	58953-023N	58453-023N	4	480	1.920	4609
KM-ROLL135	135	20 ÷ 25	25 x 15	58954-015N	58454-015N	5	350	1.750	4610
			25 x 23	58954-023N	58454-023N	4	350	1.400	4611



Directly on cables, etc in accordance with wrapping diameter limitations shown for each size.



printer ROLLY3000.....page 52  
ribbons.....page 55

# ETF-ROLL



## THERMAL TRANSFER SYSTEM FOR ROLL MEDIA

### Cable & conduit tags tie-on

*precut, one piece markers*

ETF-ROLL tags are used with cable ties for marking large diameter cables, hoses, tubes and conduit.

**Material:** Rigid PVC, self extinguishing class V0: UL94

**Operating temperature range:** -30°C (-22°F) to +60°C (+140°F)

PVC -30°C +60°C

UL94 V0 RoHS COMPLIANT

Family	Size mm	Type				Print area mm	Quantity	SW code
		white	yellow	red	blue			
ETF-ROLL	13 x 57	44192	44142	44122	44162	11 x 35	1.775	4400

**Material -HF:** Polycarbonate PC, Halogen Free, self extinguishing class V0: UL94

**Operating temperature range:** -40°C (-104°F) to +130°C (+266°F)

PC HF -40°C +130°C

UL94 V0 RoHS COMPLIANT

Family	Size mm	Type						Print area mm	Quantity	SW code
		white	yellow	red	blue	green	orange			
ETF-ROLL-HF	13 x 57	44192-HF	44142-HF	44122-HF	44162-HF	44152-HF	44132-HF	11 x 35	1.775	4400



# ETF-ROLL



**Material -PU:** Thermoplastic-Polyether-Polyurethane TPU, Halogen Free, Flame Retardent, self extinguishing class V0: UL94

**Operating temperature range:** -25°C (-13°F) to +80°C (+230°F)

8.4 mm
TPU
HF
-25°C
+80°C
UL94 V0
RoHS COMPLIANT

Family	Size mm	Type		Print area mm	Quantity	SW code
		white	yellow			
ETF-ROLL-TPU	10 x 60	44390	44340	8 x 40	1.000	4450

**Material -HF:** SBS Styrene-Butadiene-Styrene, Halogen free

**Operating temperature range:** -30°C (-22°F) to +70°C (+158°F)

SBS
HF
SF
-30°C
+70°C
RoHS COMPLIANT

Family	Size mm	Type white	Print area mm	Quantity	SW code
ETF-ROLL-SBS	13 x 57	44492	11 x 35	1.775	4400

Directly on cables using appropriate cable ties



printer ROLLY3000.....page 52  
 cable ties max width 4,8 mm .....page 120

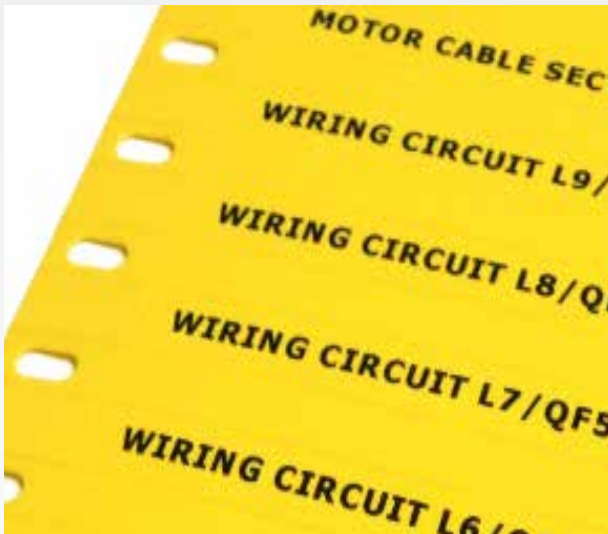
# TAR-ROLL

## THERMAL TRANSFER SYSTEM FOR ROLL MEDIA

### Legends


*precut*

TAR-ROLL tags are used for marking cables, conduit, tubes, conductors and components.



**Material:** Rigid PVC, self extinguishing class V0: UL94

**Operating temperature range:** -30°C (-22°F) to +60°C (+140°F)



Size mm	Type		Quantity	SW code
	white	yellow		
9 x 20	75098		5.800	4301
9 x 70	75099	75049	1.450	4300



<b>i</b>	printer ROLLY3000.....	page 52
	tag holders PMT-AC.....	page 117
	tag holders PMT-ET.....	page 118
	tag holders PMT-DT.....	page 119
	cable ties.....	page 120
	rails RT-TAPW.....	page 129

**Self adhesive labels**

*precut*

Dielectric labels on a roll, with permanent adhesive backing and increased resistance to ageing.

**Material:** PVC Coated fabric

**Operating temperature range:** -40°C to +150°C

**Application temperature range:** +10°C (+50°F) to +40°C (+140°F)


# VCT-ROLL



Size mm	Type		Quantity	SW code
	white	yellow		
9 x 20	48094	48044	8.000	4502
15 x 50		48142	5.000	4503
40 x 7		48043	6.000	4500
100 x 10		48042	2.000	4501



Directly on suitable surfaces.



printer ROLLY3000.....page 52  
ribbons.....page 55

# STRIP-ROLL

## THERMAL TRANSFER SYSTEM FOR ROLL MEDIA

### Modular component legend strips

on roll


Continuous STRIP-ROLL can be used for the identification of modular components.

GENIUSPRO software allows max label length 1.000 mm, with the ability to customise the pitch.



**Material:** Rigid PVC, self extinguishing class V0: UL94

**Operating temperature range:** -30°C (-22°F) to +60°C (+140°F)




Family	Height mm	Length mm	Tracks	Type		Length Print area mm	Quantity	SW Code
				white	yellow			
STRIP-ROLL-R	15	25	4	13160	13164	430	1	5002
						630		5102
						1.000		5202
	21	25	3	13161	13171	430	1	5005
						1.000		5205
	36	25	2	13162	13172	430	1	5006
						1.000		5206
	40	25	2	13179	13174	free	1	4294
	80	25	1	13290	13240	free	1	4282

**Material:** Polyester film

**Operating temperature range:** -40°C (-104°F) to +130°C (+266°F)

**Application temperature range:** +10°C (+50°F) to +40°C (+140°F)



Family	Self adhesive	Height mm	Length mm	Tracks	Type white (PET99005WH)	Length Print area mm	Quantity	SW Code
STRIP-ROLL-PY	✓	15	25	4	13189	430	1	5002
						630		5102
						1.000		5202



Directly on suitable surfaces.

printer ROLLY3000.....page 52  
 ribbons.....page 55  
 rails RT-TAP.....page 128



### Thermal transfer labels

*self adhesive, on a roll*

Thermal transfer labels are made from materials which are not temperature sensitive and whose surfaces are treated to accept the pigment from the ribbon heated by the print head.

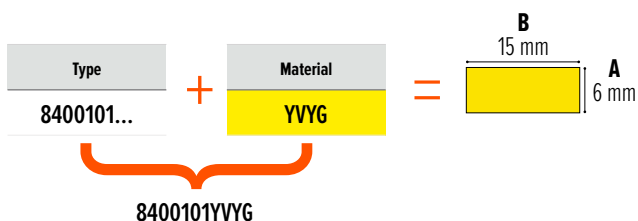
Labels are normally die cut on a roll and arranged horizontally with respect to the printer output, although some are arranged vertically.

When not in use, labels will maintain their good condition if stored in their original packaging and not subject to excessive heat or significant temperature variation. They should be removed from their packaging only at the time of use and not exposed to moisture for long periods.



white		yellow	metallic grey		
WVYG	WPYG	YVYG	SVYG	PPYG	Material
PVC film outdoor (PVC99008WH)	Polyester film (PET99005WH)	PVC film outdoor (PVC99008YE)	PVC film outdoor (PVC99008GY)	Polyester film (PET99005GY)	
-30°C (-22°F)	-40°C (-40°F)	-30°C (-22°F)	-30°C (-22°F)	-40°C (-40°F)	Min operating temperature
+70°C (+158°F)	+130°C (+266°F)	+70°C (+158°F)	+70°C (+158°F)	+130°C (+266°F)	Max operating temperature
+10°C (+50°F)	+10°C (+50°F)	+10°C (+50°F)	+10°C (+50°F)	+10°C (+50°F)	Min application temperature
+40°C (+140°F)	+40°C (+140°F)	+40°C (+140°F)	+40°C (+140°F)	+40°C (+140°F)	Max application temperature
gloss	gloss	gloss	gloss	gloss	Surface
80µ	50µ	80µ	73µ	50µ	Thickness
★★★★	★	★★★★	★★★★	★★	UV resistance
✓	✓	✓	✓	✓	Permanent adhesive
					UL approved

Example coding combination according to the dimensions and the material:



TTL

## THERMAL TRANSFER SYSTEM FOR ROLL MEDIA

## Rectangular labels, horizontal arrangement

SF

Size AxB mm	Tracks	C mm	D mm	Type	white outdoor	white	yellow outdoor	metallic grey outdoor	metallic grey	Quantity	SW code
5 x 12,7	5	80	150	8400001...	WVYG	WPYG	YVYG	SVYG	PPYG	49.500	4125
5 x 20	4	93	150	8400123...	WVYG	WPYG	YVYG	SVYG	PPYG	40.000	4126
6 x 15	5	90	130	8400101...	WVYG	WPYG	YVYG	SVYG	PPYG	30.000	4100
6,3 x 19	3	67	150	8400005...	WVYG	WPYG	YVYG	SVYG	PPYG	25.665	4129
7 x 10	5	66	150	8400093...	WVYG	WPYG	YVYG	SVYG	PPYG	40.000	4113
7 x 15	4	73	150	8400008...	WVYG	WPYG	YVYG	SVYG	PPYG	32.000	4102
7 x 20	3	70	150	8401010...	WVYG	WPYG	YVYG	SVYG	PPYG	24.000	4101
8 x 12	4	60	150	8400091...	WVYG	WPYG	YVYG	SVYG	PPYG	29.080	4109
9 x 15	4	73	150	8400092...	WVYG	WPYG	YVYG	SVYG	PPYG	26.660	4107
9 x 20	3	70	150	8400017...	WVYG	WPYG	YVYG	SVYG	PPYG	19.995	4106
9 x 38	2	83	150	8400094...	WVYG	WPYG	YVYG	SVYG	PPYG	13.330	4108
10 x 32	2	70	150	8400081...	WVYG	WPYG	YVYG	SVYG	PPYG	12.300	4146
12 x 25	3	85	150	8400023...	WVYG	WPYG	YVYG	SVYG	PPYG	16.005	4112
12 x 35	2	77	150	8400088...	WVYG	WPYG	YVYG	SVYG	PPYG	10.660	4148
12 x 40	2	87	150	8400024...	WVYG	WPYG	YVYG	SVYG	PPYG	10.660	4149
12,7 x 50	2	107	140	8400028...	WVYG	WPYG	YVYG	SVYG	PPYG	8.000	4153
15 x 20	4	93	150	8400029...	WVYG	WPYG	YVYG	SVYG	PPYG	17.760	4155
15 x 27	3	90	150	8401008...	WVYG	WPYG	YVYG	SVYG	PPYG	13.320	4120
15 x 34	2	75	140	8400030...	WVYG	WPYG	YVYG	SVYG	PPYG	6.500	4156
15 x 78	1	82	150	8400031...	WVYG	WPYG	YVYG	SVYG	PPYG	4.440	4157
18 x 30	3	100	150	8400032...	WVYG	WPYG	YVYG	SVYG	PPYG	11.415	4105
18 x 47	2	100	150	8400034...	WVYG	WPYG	YVYG	SVYG	PPYG	7.610	4159
21 x 70	1	74	150	8400070...	WVYG	WPYG	YVYG	SVYG	PPYG	3.330	4162
22 x 40	2	87	140	8400038...	WVYG	WPYG	YVYG	SVYG	PPYG	4.800	4164
22 x 110	1	114	150	8400067...	WVYG	WPYG	YVYG	SVYG	PPYG	3.200	4165
25 x 45	2	97	150	8400073...	WVYG	WPYG	YVYG	SVYG	PPYG	5.710	4168
25 x 80	1	84	130	8400075...	WVYG	WPYG	YVYG	SVYG	PPYG	2.100	4170
25,7 x 50	2	107	140	8400041...	WVYG	WPYG	YVYG	SVYG	PPYG	4.200	4172
30 x 50	1	54	150	8400042...	WVYG	WPYG	YVYG	SVYG	PPYG	2.420	4175
30 x 80	1	84	150	8400072...	WVYG	WPYG	YVYG	SVYG	PPYG	2.420	4176
30 x 100	1	104	150	8400044...	WVYG	WPYG	YVYG	SVYG	PPYG	2.420	4177
34 x 60	1	64	170	8400066...	WVYG	WPYG	YVYG	SVYG	PPYG	3.200	4182
37 x 74	1	78	150	8400049...	WVYG	WPYG	YVYG	SVYG	PPYG	2.000	4186
40 x 60	1	64	150	8400050...	WVYG	WPYG	YVYG	SVYG	PPYG	1.860	4110
40 x 80	1	84	170	8400051...	WVYG	WPYG	YVYG	SVYG	PPYG	2.800	4188
40 x 90	1	94	150	8400083...	WVYG	WPYG	YVYG	SVYG	PPYG	1.860	4121
50 x 70	1	74	106	8400128...	WVYG	WPYG	YVYG	SVYG	PPYG	2.000	4193
50 x 80	1	84	170	8400053...	WVYG	WPYG	YVYG	SVYG	PPYG	2.200	4192
52 x 105	1	110	170	8400054...	WVYG	WPYG	YVYG	SVYG	PPYG	2.100	4194
60 x 80	1	84	150	8400055...	WVYG	WPYG	YVYG	SVYG	PPYG	1.265	4195
60 x 100	1	104	170	8400056...	WVYG	WPYG	YVYG	SVYG	PPYG	1.850	4197
75 x 105	1	110	125	8400086...	WVYG	WPYG	YVYG	SVYG	PPYG	600	4199

Rectangular labels, vertical arrangement



SF

Size AxB mm	Tracks	C mm	D mm	Type	white outdoor	white	yellow outdoor	metallic grey outdoor	metallic grey	Quantity	SW code
63 x 45,5	2	98	125	8400052...	WVYG	WPYG	YVYG	SVYG	PPYG	1.500	4250
105 x 90	1	94	150	8400097...	WVYG	WPYG	YVYG	SVYG	PPYG	700	4251
120 x 60	1	64	170	8400057...	WVYG	WPYG	YVYG	SVYG	PPYG	950	4252
120 x 70	1	74	150	8400079...	WVYG	WPYG	YVYG	SVYG	PPYG	650	4253
130 x 64,5	1	70	150	8400058...	WVYG	WPYG	YVYG	SVYG	PPYG	600	4254
140 x 98	1	102	170	8400059...	WVYG	WPYG	YVYG	SVYG	PPYG	800	4255
180 x 37	2	120	125	8400127...	WVYG	WPYG	YVYG	SVYG	PPYG	540	4258
180 x 51	2	110	125	8400095...	WVYG	WPYG	YVYG	SVYG	PPYG	540	4256
180 x 105	1	110	150	8400061...	WVYG	WPYG	YVYG	SVYG	PPYG	500	4257

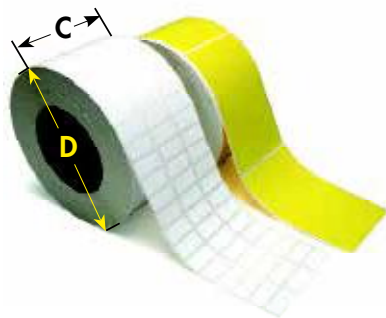
Square labels

SF

Size AxB mm	Tracks	C mm	D mm	Type	white outdoor	white	yellow outdoor	metallic grey outdoor	metallic grey	Quantity	SW code
16 x 16	5	96	150	*8402000...	WVYG	WPYG	YVYG	SVYG	PPYG	21.050	4200
20 x 20	4	93	150	8403000...	WVYG	WPYG	YVYG	SVYG	PPYG	13.900	4201
30 x 30	3	100	150	8403001...	WVYG	WPYG	YVYG	SVYG	PPYG	7.260	4202
40 x 40	2	87	150	*8402003...	WVYG	WPYG	YVYG	SVYG	PPYG	3.720	4203
70 x 70	1	74	170	8403003...	WVYG	WPYG	YVYG	SVYG	PPYG	1.600	4204
100 x 100	1	104	170	8403004...	WVYG	WPYG	YVYG	SVYG	PPYG	1.100	4205



\*rounded corners

- Spool diameter Øi 76 mm (3 in.)
- Max print area 105 mm



VERTICAL ARRANGEMENT

HORIZONTAL ARRANGEMENT



printer ROLLY3000 .....	page 52
ribbons .....	page 55

# TTF

## THERMAL TRANSFER SYSTEM FOR ROLL MEDIA

### Continuous material

for thermal transfer printing, on a roll

Continuous material is made from materials which are not temperature sensitive and whose surfaces are treated to accept the pigment from the ribbon heated by the print head.

When not in use, labels will maintain their good condition if stored in their original packaging and not subject to excessive heat or significant temperature variation. They should be removed from their packaging only at the time of use and not exposed to moisture for long periods.



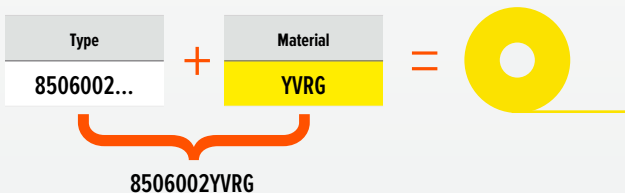
white			yellow			blue	metallic grey		transparent		Material
WVYG	WPYG/5	WPYG	WVRG	YVYG	YVYG/5	YVRG	BVYG/5	SVYG	PPYG	CPYG	
PVC film outdoor (PVC99008WH)	PVC film outdoor	Polyester film (PET99005WH)	Rigid PVC	PVC film outdoor (PVC99008YE)	PVC film outdoor	Rigid PVC	PVC film outdoor	PVC film outdoor (PVC99008GY)	Polyester film (PET99005GY)	PET film	
-30°C	-30°C	-40°C	-40°C	-30°C	-30°C	-40°C	-30°C	-30°C	-40°C	-40°C	Min operating temperature
-22°F	-22°F	-40°F	-40°F	-22°F	-22°F	-40°F	-22°F	-22°F	-40°F	-40°F	
+70°C	+70°C	+130°C	+60°C	+70°C	+70°C	+60°C	+70°C	+70°C	+130°C	+130°C	Max operating temperature
+158°F	+158°F	+266°F	+140°F	+158°F	+158°F	+140°F	+158°F	+158°F	+266°F	+266°F	
+10°C	+10°C	+10°C	+10°C	+10°C	+10°C	+10°C	+10°C	+10°C	+10°C	+10°C	Min application temperature
+50°F	+50°F	+50°F	+50°F	+50°F	+50°F	+50°F	+50°F	+50°F	+50°F	+50°F	
+40°C	+40°C	+40°C	+40°C	+40°C	+40°C	+40°C	+40°C	+40°C	+40°C	+40°C	Max application temperature
+104°F	+104°F	+104°F	+104°F	+104°F	+104°F	+104°F	+104°F	+104°F	+104°F	+104°F	
gloss	gloss	gloss	gloss	gloss	gloss	gloss	gloss	gloss	gloss	gloss	Surface
80µ	140µ	50µ	400µ	73µ	80µ	400µ	80µ	73µ	50µ	23µ	Thickness
★★★★	★★★★	★	★	★★★★	★★★★	★	★★★★	★★★★	★★	★★★	UV resistance
✓	✓	✓		✓	✓		✓	✓	✓	✓	Permanent adhesive
											UL approved

### Continuous material



Width mm	Length m	Type	white outdoor	yellow outdoor	Quantity	SW code
100	25	8506002...	WVRG	YVRG	1	4290

Example coding combination according to the dimensions and the material:



	printer ROLLY3000.....page 52
	cutter.....page 54
	ribbons.....page 55
	Aluminium mounting plates.....page 67

Self adhesive continuous material



Width mm	Length m	self-adhesive	Type	white outdoor	yellow outdoor	metallic grey outdoor	metallic grey	transparent	white	Quantity	SW code
25,4	125	✓	8506012...	WVYG	YVYG	SVYG	PPYG	CPYG	WPYG	1	4287
35	125	✓	8506003...	WVYG	YVYG	SVYG	PPYG	CPYG	WPYG	1	4280
40	125	✓	8506004...	WVYG	YVYG	SVYG	PPYG	CPYG	WPYG	1	4281
50	125	✓	8506011...	WVYG	YVYG	SVYG	PPYG	CPYG	WPYG	1	4283
58	125	✓	8506010...	WVYG	YVYG	SVYG	PPYG	CPYG	WPYG	1	4285
80	125	✓	8506001...	WVYG	YVYG	SVYG	PPYG	CPYG	WPYG	1	4282
105	125	✓	8506000...	WVYG	YVYG	SVYG	PPYG	CPYG	WPYG	1	4284

Self adhesive continuous material, reflective finish




Width mm	Length m	self-adhesive	Type	white outdoor	yellow outdoor	blue outdoor	Quantity	SW code
35	24	✓	8506007...	WCYG/5	YCYG/5		1	4287
80	24	✓	8506008...	WCYG/5	YCYG/5		1	4280
105	24	✓	8506006...	WCYG/5	YCYG/5		1	4281
115	24	✓	8506009...			BCYG/5	1	4283

Aluminium mounting plates

round corners, thickness 0,5 mm

Cembre TTL and TTF labels stuck to Aluminium mounting plates are easily fixed to poles, columns, pylons and structures via the slot or holes provided.



When used externally the application of an additional transparent film CPYG, will improve resistance to environmental agents.



Type	Size mm	Label colour	Fixing	Quantity	Use with
GMC2751S	225 x 120	white	slots	10	TTL8400061, G-MC-2700S+TTL8400097
GMC2907S	430 x 120	white	slots	10	
GMC2678S	115 x 200	white	2 holes+ slots	300/100	TTL8400061
GMC2732S	70 x 140		2 holes	50	TTL8400057
GMC3101S	80 x 200	white	2 holes	10	



cutters.....	page 54
ribbons.....	page 55
Aluminium mounting plates .....	page 67



# TERMO-ROLL H2

## Thermal Transfer System for Roll Media

### Heat shrinkable tubing High Grade 2:1

*ladder & continuous, shrinkage ratio 2:1*

H2 type heat shrinkable tubing is used to provide highly legible and resistant identification of cables, pipes, conduits, etc within a minimum space.

Halogen Free composition provides flame retardancy and low smoke emission characteristics suitable for safety critical applications including closed environments such as tunnels and subways, rail installations, marine and industrial applications.

**Material:** Irradiated Polyolefin, shrinkage ratio 2:1

**Operating temperature range:** -30°C (-22°F) to +105°C (+221°F)

**Minimum shrinkage temperature:** > +90°C (+221°F)

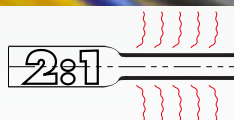
*Technical*

**Resistance to liquids, after the shrinkage**

MIL-STD-202G test method 215 2002 (MIL-81531/SAE-AS81531-1998 clause 3.4.3)

EN 50343:2003 Railway applications, signalling and subways - Rolling stock - Rules for installation of cabling

**Meets the requirements for fire testing of materials and components for trains in EN 45545-2:2013 N°010.1IS0040/15**



LADDER, ONE SIDE ONLY



Internal Ø before shrinking mm	Cable ext. Ø range mm	Cable c.s.a range mm <sup>2</sup>	Type		Length mm	Tubes per step	Quantity	SW Code
			white	yellow				
2,4	1,6 ÷ 2	0,25 ÷ 0,5	H2-24-12.5-WH1		12,5	4	4.000	4800
			H2-24-25-WH1	H2-24-25-YE1	25	2	2.000	4802
			H2-24-50-WH1		50	1	1.000	4804
3,2	1,8 ÷ 2,8	0,5 ÷ 1	H2-32-12.5-WH1	H2-32-12.5-YE1	12,5	4	4.000	4810
			H2-32-25-WH1	H2-32-25-YE1	25	2	2.000	4812
			H2-32-50-WH1	H2-32-50-YE1	50	1	1.000	4814
4,8	2,8 ÷ 4,2	1 ÷ 2,5	H2-48-12.5-WH1	H2-48-12.5-YE1	12,5	4	4.000	4820
			H2-48-25-WH1	H2-48-25-YE1	25	2	2.000	4822
			H2-48-50-WH1	H2-48-50-YE1	50	1	1.000	4824
6,4	4,2 ÷ 5,8	4 ÷ 6	H2-64-12.5-WH1	H2-64-12.5-YE1	12,5	4	4.000	4830
			H2-64-25-WH1	H2-64-25-YE1	25	2	2.000	4832
			H2-64-50-WH1	H2-64-50-YE1	50	1	1.000	4834
9,5	5,8 ÷ 8	10 ÷ 16	H2-95-12.5-WH1	H2-95-12.5-YE1	12,5	4	2.000	4840
			H2-95-25-WH1	H2-95-25-YE1	25	2	1.000	4842
			H2-95-50-WH1	H2-95-50-YE1	50	1	500	4844
12,7	8 ÷ 11	25 ÷ 35	H2-127-50-WH1	H2-127-50-YE1	50	1	500	4854
19,1	11 ÷ 17	35 ÷ 50	H2-190-50-WH1	H2-190-50-YE1	50	1	500	4864
25,4	17 ÷ 23	50 ÷ 120	H2-254-50-WH1	H2-254-50-YE1	50	1	300	4874
38,1	23 ÷ 36	120 ÷ 240	H2-381-50-WH1	H2-381-50-YE1	50	1	100	4884
50,8	23 ÷ 48	240 ÷ 400	H2-508-50-WH1		50	1	100	4894

Thermal Transfer System for Roll Media



# TERMO-ROLL H2

Printed PO
HF
30°C
105°C
RoHS COMPLIANT

Internal Ø before shrinking mm	Cable ext. Ø range mm	Cable c.s.a range mm <sup>2</sup>	Type		Length mm	Tubes per step	Quantity	SW Code
			white	yellow				
2,4	1,6 ÷ 2	0,25 ÷ 0,5	H2-24-25-WH2	H2-24-25-YE2	25	2	2.000	4802
			H2-24-50-WH2	H2-24-50-YE2	50	1	1.000	4804
3,2	1,8 ÷ 2,8	0,5 ÷ 1	H2-32-25-WH2	H2-32-25-YE2	25	2	2.000	4812
			H2-32-50-WH2	H2-32-50-YE2	50	1	1.000	4814
			H2-32-50-WH2BULK		50	1	5.000	4814
4,8	2,8 ÷ 4,2	1 ÷ 2,5	H2-48-25-WH2	H2-48-25-YE2	25	2	2.000	4822
			H2-48-50-WH2	H2-48-50-YE2	50	1	1.000	4824
			H2-48-50-WH2BULK		50	1	5.000	4824
6,4	4,2 ÷ 5,8	4 ÷ 6	H2-64-25-WH2	H2-64-25-YE2	25	2	2.000	4832
			H2-64-50-WH2	H2-64-50-YE2	50	1	1.000	4834
			H2-64-50-WH2BULK		50	1	3.000	4834
9,5	5,8 ÷ 8	10 ÷ 16	H2-95-25-WH2	H2-95-25-YE2	25	2	1.000	4842
			H2-95-50-WH2	H2-95-50-YE2	50	1	500	4844
			H2-95-50-WH2BULK		50	1	2.000	4844
12,7	8 ÷ 11	25 ÷ 35	H2-127-25-WH2	H2-127-25-YE2	25	2	1.000	4852
			H2-127-50-WH2	H2-127-50-YE2	50	1	500	4854
19,1	11 ÷ 17	35 ÷ 50	H2-190-25-WH2	H2-190-25-YE2	25	2	1.000	4862
			H2-190-50-WH2	H2-190-50-YE2	50	1	500	4864
25,4	17 ÷ 23	50 ÷ 120	H2-254-25-WH2	H2-254-25-YE2	25	2	600	4872
			H2-254-50-WH2	H2-254-50-YE2	50	1	300	4874
38,1	23 ÷ 36	120 ÷ 240	H2-381-25-WH2	H2-381-25-YE2	25	2	200	4882
			H2-381-50-WH2	H2-381-50-YE2	50	1	100	4884
50,8	23 ÷ 48	240 ÷ 400	H2-508-50-WH2	H2-508-50-YE2	50	1	100	4894



Printed PO
HF
30°C
105°C
RoHS COMPLIANT

Internal Ø before shrinking mm	Cable ext. Ø range mm	Cable c.s.a range mm <sup>2</sup>	Type		Length m	Tubes per step	Quantity
			white	yellow			
2,4	1,6 ÷ 2	0,25 ÷ 0,5	H2-24-WH3	H2-24-YE3	20	1	7000
			H2-24-WH3-50*	H2-24-YE3-50*	50	1	7000
3,2	1,8 ÷ 2,8	0,5 ÷ 1	H2-32-WH3	H2-32-YE3	20	1	7010
			H2-32-WH3-100*	H2-32-YE3-100*	100	1	7010
4,8	2,8 ÷ 4,2	1 ÷ 2,5	H2-48-WH3	H2-48-YE3	20	1	7020
			H2-48-WH3-100*	H2-48-YE3-100*	100	1	7020
6,4	4,2 ÷ 5,8	4 ÷ 6	H2-64-WH3	H2-64-YE3	20	1	7030
			H2-64-WH3-100*	H2-64-YE3-100*	100	1	7030
9,5	5,8 ÷ 8	10 ÷ 16	H2-95-WH3	H2-95-YE3	15	1	7040
			H2-95-WH3-100*	H2-95-YE3-100*	100	1	7040
12,7	8 ÷ 11	25 ÷ 35	H2-127-WH3	H2-127-YE3	15	1	7050
			H2-127-WH3-100*	H2-127-YE3-100*	100	1	7050
19	11 ÷ 17	35 ÷ 50	H2-190-WH3	H2-190-YE3	15	1	7060
			H2-190-WH3-100*	H2-190-YE3-100*	100	1	7060
25,4	17 ÷ 23	50 ÷ 120	H2-254-WH3	H2-254-YE3	15	1	7070
			H2-254-WH3-100*	H2-254-YE3-100*	100	1	7070
38,1	23 ÷ 36	120 ÷ 240	H2-381-WH3	H2-381-YE3	15	1	7080
			H2-381-WH3-60*	H2-381-YE3-60*	60	1	7080
50,8	27 ÷ 48	240 ÷ 400	H2-508-WH3	H2-508-YE3	15	1	7090
			H2-508-WH3-60*	H2-508-YE3-60*	60	1	7090

\*Use with desk-dispenser DSPB-TCS (see page 54)

# TERMO-ROLL H3

## Thermal Transfer System for Roll Media

### Heat shrinkable tubing High Grade 3:1

*ladder & continuous, shrinkage ratio 3:1*

H3 type heat shrinkable tubing is used to provide highly legible and resistant identification of cables, pipes, conduits, etc within a minimum space.

High flexibility, fire resistance and a 3:1 shrinkage ratio to cover a wide range of cable diameters enable suitability for many industrial and technological applications.



LADDER, ONE SIDE ONLY

**Material:** Irradiated Polyolefin, shrinkage ratio 3:1

**Operating temperature range:** -55°C (-131°F) to +135°C (+275°F)

**Minimum shrinkage temperature:** > +90°C (+194°F)

*Technical*

CSA recognised

*Flammability*

Flame retardant according to SAE-AMS-DTL-23053/5 classe 1&3,

UL 224 125°C 600V VW-1



Internal Ø before shrinking mm	Cable ext. Ø range mm	Cable c.s.a range mm <sup>2</sup>	Type		Length mm	Tubes per step	Quantity	SW Code
			white	yellow				
4,8	1,8 ÷ 4,2	0,5 ÷ 2,5	H3-48-12.5-WH1	H3-48-12.5-YE1	12,5	4	4.000	4920
			H3-48-25-WH1	H3-48-25-YE1	25	2	2.000	4922
			H3-48-50-WH1	H3-48-50-YE1	50	1	1.000	4924
6	2,5 ÷ 5,5	1 ÷ 6	H3-60-12.5-WH1	H3-60-12.5-YE1	12,5	4	4.000	4930
			H3-60-25-WH1	H3-60-25-YE1	25	2	2.000	4932
			H3-60-50-WH1	H3-60-50-YE1	50	1	1.000	4934
9	4 ÷ 8	4 ÷ 16	H3-90-12.5-WH1	H3-90-12.5-YE1	12,5	4	2.000	4940
			H3-90-25-WH1	H3-90-25-YE1	25	2	1.000	4942
			H3-90-50-WH1	H3-90-50-YE1	50	1	500	4944
12	5 ÷ 11	6 ÷ 35	H3-120-12.5-WH1	H3-120-12.5-YE1	12,5	4	2.000	4950
			H3-120-25-WH1	H3-120-25-YE1	25	2	1.000	4952
			H3-120-50-WH1	H3-120-50-YE1	50	1	500	4954
18	6,5 ÷ 17	16 ÷ 50	H3-180-12.5-WH1	H3-180-12.5-YE1	12,5	4	2.000	4960
			H3-180-25-WH1	H3-180-25-YE1	25	2	1.000	4962
			H3-180-50-WH1	H3-180-50-YE1	50	1	500	4964
24	9 ÷ 23	25 ÷ 120	H3-240-50-WH1	H3-240-50-YE1	50	1	300	4974



## THERMAL TRANSFER SYSTEM FOR ROLL MEDIA



LADDER, ON BOTH SIDES

# TERMO-ROLL H3



Internal Ø before shrinking mm	Cable ext. Ø range mm	Cable c.s.a range mm <sup>2</sup>	Type		Length mm	Tubes per step	Quantity	SW Code
			white	yellow				
3	1,2 ÷ 2,8	0,25 ÷ 1	H3-30-25-WH2	H3-30-25-YE2	25	2	2.000	4912
			H3-30-50-WH2	H3-30-50-YE2	50	1	1.000	4914
4,8	1,8 ÷ 4,2	0,5 ÷ 2,5	H3-48-25-WH2	H3-48-25-YE2	25	2	2.000	4922
			H3-48-50-WH2	H3-48-50-YE2	50	1	1.000	4924
6	2,5 ÷ 5,5	1 ÷ 6	H3-60-25-WH2	H3-60-25-YE2	25	2	2.000	4932
			H3-60-50-WH2	H3-60-50-YE2	50	1	1.000	4934
9	4 ÷ 8	4 ÷ 16	H3-90-25-WH2	H3-90-25-YE2	25	2	1.000	4942
			H3-90-50-WH2	H3-90-50-YE2	50	1	500	4944
12	5 ÷ 11	6 ÷ 35	H3-120-25-WH2	H3-120-25-YE2	25	2	1.000	4952
			H3-120-50-WH2	H3-120-50-YE2	50	1	500	4954
18	6,5 ÷ 17	16 ÷ 50	H3-180-25-WH2	H3-180-25-YE2	25	2	1.000	4962
			H3-180-50-WH2	H3-180-50-YE2	50	1	500	4964
24	9 ÷ 23	25 ÷ 120	H3-240-25-WH2	H3-240-25-YE2	25	1	600	4972
			H3-240-50-WH2	H3-240-50-YE2	50	1	300	4974
39	15 ÷ 37	50 ÷ 185	H3-390-50-WH2	H3-390-50-YE2	50	1	100	4984



CONTINUOUS, ON BOTH SIDES



Internal Ø before shrinking mm	Cable ext. Ø range mm	Cable c.s.a range mm <sup>2</sup>	Type		Length m	Quantity	SW Code
			white	yellow			
4,8	1,8 ÷ 4,2	0,5 ÷ 2,5	H3-48-WH3	H3-48-YE3	20	1	7120
6	2,5 ÷ 5,5	1 ÷ 6	H3-60-WH3	H3-60-YE3	20	1	7130
9	4 ÷ 8	4 ÷ 16	H3-90-WH3	H3-90-YE3	15	1	7140
12	5 ÷ 11	6 ÷ 35	H3-120-WH3	H3-120-YE3	15	1	7150
18	6,5 ÷ 17	16 ÷ 50	H3-180-WH3	H3-180-YE3	15	1	7160
24	9 ÷ 23	25 ÷ 120	H3-240-WH3	H3-240-YE3	15	1	7170

Insert the cable into the tube, shrink by applying a hot air flow.



heat gun EHG 2000 ..... page 54  
 support frame ..... page 54  
 ribbons ..... page 55

# TERMO-ROLL M2

## Thermal Transfer System for Roll Media

### Heat shrinkable tubing Medium Grade 2:1

*ladder & continuous, shrinkage ratio 2:1*

M2 type heat shrinkable tubing is used to provide highly legible and resistant identification of cables, pipes, conduits, etc within a minimum space.

Halogen Free composition provides flame retardancy and low smoke emission characteristics suitable for many types of application requiring more restrictive safety standards to be met.

**Material:** Irradiated Polyolefin, shrinkage ratio 2:1

**Operating temperature range:** -40°C (-104°F) to +125°C (+257°F)

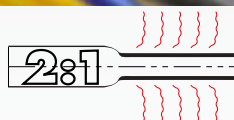
**Minimum shrinkage temperature:** > +70°C (+158°F)

*Technical*

**Adherence** MIL-81531 AS, SAE-AS81531-199, point 4.6.2

**Flammability** Flame retardant according to UL 224

**Meets the requirements for fire testing of materials and components for trains in EN 45545-2:2013 N°010.1IS0040/15**



LADDER, ONE SIDE ONLY



Internal Ø before shrinking mm	Cable ext. Ø range mm	Cable c.s.a range mm <sup>2</sup>	Type		Length mm	Tubes per step	Quantity	SW Code
			white	yellow				
3,2	1,8 ÷ 2,8	0,5 ÷ 1	M2-32-12.5-WH1	M2-32-12.5-YE1	12,5	4	4.000	4810
			M2-32-25-WH1	M2-32-25-YE1	25	2	2.000	4812
			M2-32-50-WH1	M2-32-50-YE1	50	1	1.000	4814
4,8	2,8 ÷ 4,2	1 ÷ 2,5	M2-48-12.5-WH1	M2-48-12.5-YE1	12,5	4	4.000	4820
			M2-48-25-WH1	M2-48-25-YE1	25	2	2.000	4822
			M2-48-50-WH1	M2-48-50-YE1	50	1	1.000	4824
6,4	4,2 ÷ 5,8	4 ÷ 6	M2-64-12.5-WH1	M2-64-12.5-YE1	12,5	4	4.000	4830
			M2-64-25-WH1	M2-64-25-YE1	25	2	2.000	4832
			M2-64-50-WH1	M2-64-50-YE1	50	1	1.000	4834
9,5	5,8 ÷ 8	10 ÷ 16	M2-95-12.5-WH1	M2-95-12.5-YE1	12,5	4	2.000	4840
			M2-95-25-WH1	M2-95-25-YE1	25	2	1.000	4842
			M2-95-50-WH1	M2-95-50-YE1	50	1	500	4844
12,7	8 ÷ 11	25 ÷ 35	M2-127-25-WH1	M2-127-25-YE1	25	2	1.000	4852
			M2-127-50-WH1	M2-127-50-YE1	50	1	500	4854
19,1	11 ÷ 17	35 ÷ 50	M2-190-25-WH1	M2-190-25-YE1	25	1	1.000	4862
			M2-190-50-WH1	M2-190-50-YE1	50	1	500	4864
25,4	17 ÷ 23	50 ÷ 120	M2-254-25-WH1	M2-254-25-YE1	25	2	600	4872
			M2-254-50-WH1	M2-254-50-YE1	50	1	300	4874
38,1	23 ÷ 36	120 ÷ 240		M2-381-50-YE1	50	1	100	4884

**THERMAL TRANSFER SYSTEM FOR ROLL MEDIA**



# TERMO-ROLL M2

PO HF 30°C 105°C
RoHS

Internal Ø before shrinking mm	Cable ext. Ø range mm	Cable c.s.a range mm <sup>2</sup>	Type		Length mm	Tubes per step	Quantity	SW Code
			white	yellow				
2,4	1,6 ÷ 2	0,25 ÷ 0,5	M2-24-25-WH2	M2-24-25-YE2	25	2	2.000	4802
			M2-24-50-WH2	M2-24-50-YE2	50	1	1.000	4804
3,2	1,8 ÷ 2,8	0,5 ÷ 1	M2-32-25-WH2	M2-32-25-YE2	25	2	2.000	4812
			M2-32-50-WH2	M2-32-50-YE2	50	1	1.000	4814
4,8	2,8 ÷ 4,2	1 ÷ 2,5	M2-48-25-WH2	M2-48-25-YE2	25	2	2.000	4822
			M2-48-50-WH2	M2-48-50-YE2	50	1	1.000	4824
6,4	4,2 ÷ 5,8	4 ÷ 6	M2-64-25-WH2	M2-64-25-YE2	25	2	2.000	4832
			M2-64-50-WH2	M2-64-50-YE2	50	1	1.000	4834
9,5	5,8 ÷ 8	10 ÷ 16	M2-95-25-WH2	M2-95-25-YE2	25	2	1.000	4842
			M2-95-50-WH2	M2-95-50-YE2	50	1	500	4844
12,7	8 ÷ 11	25 ÷ 35	M2-127-25-WH2	M2-127-25-YE2	25	2	1.000	4852
			M2-127-50-WH2	M2-127-50-YE2	50	1	500	4854
19,1	11 ÷ 17	35 ÷ 50	M2-190-25-WH2	M2-190-25-YE2	25	2	1.000	4862
			M2-190-50-WH2	M2-190-50-YE2	50	1	500	4864
25,4	17 ÷ 23	50 ÷ 120	M2-254-25-WH2	M2-254-25-YE2	25	2	600	4872
			M2-254-50-WH2	M2-254-50-YE2	50	1	300	4874
38,1	23 ÷ 36	120 ÷ 240	M2-381-25-WH2	M2-381-25-YE2	25	2	200	4882
			M2-381-50-WH2	M2-381-50-YE2	50	1	100	4884

PO HF 30°C 105°C
RoHS

Internal Ø before shrinking mm	Cable ext. Ø range mm	Cable c.s.a range mm <sup>2</sup>	Type		Length m	Quantity	SW Code
			white	yellow			
2,4	1,6 ÷ 2	0,25 ÷ 0,5	M2-24-WH3	M2-24-YE3	20	1	7000
			M2-24-WH3-50*	M2-24-YE3-50*	50	1	7000
3,2	1,8 ÷ 2,8	0,5 ÷ 1	M2-32-WH3	M2-32-YE3	20	1	7010
			M2-32-WH3-100*	M2-32-YE3-100*	100	1	7010
4,8	2,8 ÷ 4,2	1 ÷ 2,5	M2-48-WH3	M2-48-YE3	20	1	7020
			M2-48-WH3-100*	M2-48-YE3-100*	100	1	7020
6,4	4,2 ÷ 5,8	4 ÷ 6	M2-64-WH3	M2-64-YE3	20	1	7030
			M2-64-WH3-100*	M2-64-YE3-100*	100	1	7030
9,5	5,8 ÷ 8	10 ÷ 16	M2-95-WH3	M2-95-YE3	15	1	7040
			M2-95-WH3-100*	M2-95-YE3-100*	100	1	7040
12,7	8 ÷ 11	25 ÷ 35	M2-127-WH3	M2-127-YE3	15	1	7050
			M2-127-WH3-100*	M2-127-YE3-100*	100	1	7050
19,1	11 ÷ 17	35 ÷ 50	M2-190-WH3	M2-190-YE3	15	1	7060
			M2-190-WH3-100*	M2-190-YE3-100*	100	1	7060
25,4	17 ÷ 23	50 ÷ 120	M2-254-WH3	M2-254-YE3	15	1	7070
			M2-254-WH3-100*	M2-254-YE3-100*	100	1	7070
38,1	23 ÷ 36	120 ÷ 240	M2-381-WH3	M2-381-YE3	15	1	7080
			M2-381-WH3-60*	M2-381-YE3-60*	60	1	7080
50,8	27 ÷ 49	240 ÷ 400	M2-508-WH3	M2-508-YE3	15	1	7090
			M2-508-WH3-60*	M2-508-YE3-60*	60	1	7090

Insert the cable into the tube, shrink by applying a hot air flow.



heat gun EHG 2000 .....page 54  
 support frame.....page 54  
 ribbons.....page 55

\*Use with desk-dispenser DSPB-TCS (see page 54)



# TERMO-ROLL M3

## Thermal Transfer System for Roll Media

### Heat shrinkable tubing Medium Grade 3:1

*ladder & continuous, shrinkage ratio 3:1*

M3 type heat shrinkable tubing is used to provide highly legible and resistant identification of cables, pipes, conduits, etc within a minimum space.

High fire resistance and a 3:1 shrinkage ratio to cover a wide range of cable diameters enable suitability for many industrial applications.

**Material:** Irradiated Polyolefin, shrinkage ratio 3:1

**Operating temperature range:** -55°C (-131°F) to +135°C (+275°F)

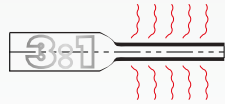
**Minimum shrinkage temperature:** > +90°C (+194°F)

*Technical*

**Flammability, flame-retardant according to**

SAE-AMS-DTL-23053/5 class 1

UL 224 125°C 600V VW-1



LADDER, ONE SIDE ONLY



Internal Ø before shrinking mm	Cable ext. Ø range mm	Cable c.s.a range mm <sup>2</sup>	Type		Length mm	Tubes per step	Quantity	SW Code
			white	yellow				
4,8	1,8 ÷ 4,2	0,5 ÷ 2,5	M3-48-12.5-WH1	M3-48-12.5-YE1	12,5	4	4.000	4820
			M3-48-25-WH1	M3-48-25-YE1	25	2	2.000	4822
			M3-48-50-WH1	M3-48-50-YE1	50	1	1.000	4824
6,4	2,5 ÷ 5,8	1 ÷ 6	M3-64-12.5-WH1	M3-64-12.5-YE1	12,5	4	4.000	4830
			M3-64-25-WH1	M3-64-25-YE1	25	2	2.000	4832
			M3-64-50-WH1	M3-64-50-YE1	50	1	1.000	4834
9,5	3,8 ÷ 8	4 ÷ 16	M3-95-12.5-WH1	M3-95-12.5-YE1	12,5	4	2.000	4840
			M3-95-25-WH1	M3-95-25-YE1	25	2	1.000	4842
			M3-95-50-WH1	M3-95-50-YE1	50	1	500	4844
12,7	4,85 ÷ 11	6 ÷ 35	M3-127-12.5-WH1	M3-127-12.5-YE1	12,5	4	2.000	4850
			M3-127-25-WH1	M3-127-25-YE1	25	2	1.000	4852
			M3-127-50-WH1	M3-127-50-YE1	50	1	500	4854
19	7 ÷ 17	16 ÷ 50	M3-190-50-WH1	M3-190-50-YE1	50	1	500	4864
25,4	9 ÷ 23	25 ÷ 120	M3-254-50-WH1	M3-254-50-YE1	50	1	300	4874

Thermal Transfer System for Roll Media



LADDER, ON BOTH SIDES

# TERMO-ROLL M3



Internal Ø before shrinking mm	Cable ext. Ø range mm	Cable c.s.a range mm <sup>2</sup>	Type		Length mm	Tubes per step	Quantity	SW Code
			white	yellow				
2,4	1 ÷ 2,2	0,25 ÷ 0,5	M3-24-25-WH2	M3-24-25-YE2	25	2	2.000	4802
			M3-24-50-WH2	M3-24-50-YE2	50	1	1.000	4804
3,2	1,2 ÷ 2,8	0,25 ÷ 1	M3-32-25-WH2	M3-32-25-YE2	25	2	2.000	4812
			M3-32-50-WH2	M3-32-50-YE2	50	1	1.000	4814
4,8	1,8 ÷ 4,2	0,5 ÷ 2,5	M3-48-25-WH2	M3-48-25-YE2	25	2	2.000	4822
			M3-48-50-WH2	M3-48-50-YE2	50	1	1.000	4824
6,4	2,5 ÷ 5,8	1 ÷ 6	M3-64-25-WH2	M3-64-25-YE2	25	2	2.000	4832
			M3-64-50-WH2	M3-64-50-YE2	50	1	1.000	4834
9,5	3,8 ÷ 8	4 ÷ 16	M3-95-25-WH2	M3-95-25-YE2	25	2	1.000	4842
			M3-95-50-WH2	M3-95-50-YE2	50	1	500	4844
12,7	4,85 ÷ 11	6 ÷ 35	M3-127-25-WH2	M3-127-25-YE2	25	2	1.000	4852
			M3-127-50-WH2	M3-127-50-YE2	50	1	500	4854
19	7 ÷ 17	16 ÷ 50	M3-190-25-WH2	M3-190-25-YE2	25	2	1.000	4862
			M3-190-50-WH2	M3-190-50-YE2	50	1	500	4864
25,4	9 ÷ 23	25 ÷ 120	M3-254-25-WH2	M3-254-25-YE2	25	2	600	4872
			M3-254-50-WH2	M3-254-50-YE2	50	1	300	4874



Internal Ø before shrinking mm	Cable ext. Ø range mm	Cable c.s.a range mm <sup>2</sup>	Type		Length m	Quantity	SW Code
			white	yellow			
2,4	1 ÷ 2,2	0,25 ÷ 0,5	M3-24-WH3		20	1	7000
			M3-24-WH3-50*		50	1	7000
3,2	1,2 ÷ 2,8	0,25 ÷ 1	M3-32-WH3		20	1	7010
			M3-32-WH3-100*		100	1	7010
4,8	1,8 ÷ 4,2	0,5 ÷ 2,5	M3-48-WH3	M3-48-YE3	20	1	7020
			M3-48-WH3-100*		100	1	7020
6,4	2,5 ÷ 5,8	1 ÷ 6	M3-64-WH3	M3-64-YE3	20	1	7030
			M3-64-WH3-100*		100	1	7030
9,5	3,8 ÷ 8	4 ÷ 16	M3-95-WH3	M3-95-YE3	15	1	7040
			M3-95-WH3-100*		100	1	7040
12,7	4,8 ÷ 11	6 ÷ 35	M3-127-WH3	M3-127-YE3	15	1	7050
			M3-127-WH3-100*		100	1	7050
19	7 ÷ 17	16 ÷ 50	M3-190-WH3	M3-190-YE3	15	1	7060
			M3-190-WH3-100*		100	1	7060
25,4	9 ÷ 23	25 ÷ 120	M3-254-WH3	M3-254-YE3	15	1	7070

\*Use with desk-dispenser DSPB-TCS (see page 54)

Insert the cable into the tube, shrink by applying a hot air flow.



heat gun EHG 2000 .....page 54  
 support frame .....page 54  
 ribbons .....page 55



CONTINUOUS, ON BOTH SIDES

# SMP

## Stainless steel tie-on tags



Stainless Steel tie-on tags for the identification of cables, wirings and ducts in arduous applications such as:

offshore platforms, shipbuilding, mining, underground, petrochemical, floating units for the production, storage and unloading of oil, refineries, railway infrastructure, food industry, solar field and, in general, where high resistance to aggressive environments is essential.

**Material:** AISI 316L Stainless Steel

**Operating temperature range:** up to **+800°C (+1472°F)** (continuous)  
up to **+850°C (+1562°F)** (short periods)

Stainless Steel  
**AISI**

Size mm	N° text lines	N° characters per line	Max number of characters	Type	Metal tie max width mm	Quantity
10 x 90	1	23	23	<b>SMP01A10x90</b>	4,6	400
20 x 90	3	23	69	<b>SMP01A20x90</b>	4,6	250



*Directly on cable using appropriate cable ties*

*cable ties AISI304 Stainless Steel max. 4,6..... page 124*

## MANUAL SYSTEM

### Manual cable marking system

Provides alternative manual systems for identifying cables, tubes, conduit, components and equipment.

- *PMP push in cable markers*
- *RMS and FMS push on ring cable markers & flat ring markers*
- *SM snap on cable markers*
- *KM wraparound, self laminating cable markers*

#### PUSH IN CABLE MARKERS WITH HOLDERS

PMP markers are very simple to use: the appropriate characters are collected in order on the insertion tool then pushed into the transparent holder mounted on the cable.

#### PUSH ON RING CABLE MARKERS & FLAT RING MARKERS

RMS push on ring cable markers available in four range-taking sizes for marking cables with external diameters from 1,3 to 16 mm ( 0.05 to 0.62 in.)

FMS flat ring markers printed black on yellow, push onto tie on carriers for attachment to large diameter cables, etc.

#### LABELS

Alphanumeric signs in PVC film.

#### WRAPAROUND SELF LAMINATING CABLE MARKERS

Can be used for identifying not only cables, but also tubes and conduit with diameters up to 38 mm (1.49 in.)

#### SNAP ON CABLE MARKERS

Minimum overall size snap on cable markers are particularly useful for applications where there is limited space between cables. It is unquestionably the best solution for small cross section conductors and for local network cables and can be fitted even after the conductors are connected.

Indispensable for identifying already completed wiring!

# RINGCABLESYS



# PMP-30



## MANUAL SYSTEM

### Push in cable markers

*Polyamide, in strips*


PMP markers are very simple to use: the appropriate characters are collected in order on the insertion tool then pushed into the transparent holder mounted on the cable.

Once inserted, the characters are protected from degradation by Water, Alcohol, Acids, Alkalis and numerous Solvents.

Characters are available printed in black on white or yellow backgrounds, or colour coded according IEC Standard 757.

PM transparent marker holders can be premounted on cables for later insertion of marking characters without affecting the wiring.

PM transparent holders, in seven range-taking sizes, for identifying cables from 0,10 to 240 mm<sup>2</sup>. PM-ET self adhesive transparent holders for identifying components and equipment.



Printed	Type		Quantity	Printed	Type		Quantity	Printed	Type		Quantity
	white	yellow			white	yellow			white	yellow	
0	23129-0	23124-0	500	P	23129-P	23124-P	500	0	23120-0	500	
1	23129-1	23124-1	500	Q	23129-Q	23124-Q	500		23123-	500	
2	23129-2	23124-2	500	R	23129-R	23124-R	500	1	23121-1	500	
3	23129-3	23124-3	500	S	23129-S	23124-S	500		23121-	500	
4	23129-4	23124-4	500	T	23129-T	23124-T	500	2	23122-2	500	
5	23129-5	23124-5	500	U	23129-U	23124-U	500	+	23122-PLS	500	
6	23129-6	23124-6	500	V	23129-V	23124-V	500		23122-	500	
7	23129-7	23124-7	500	W	23129-W	23124-W	500	3	23123-3	500	
8	23129-8	23124-8	500	X	23129-X	23124-X	500		23123-	500	
9	23129-9	23124-9	500	Y	23129-Y	23124-Y	500	5	23125-5	500	
A	23129-A	23124-A	500	Z	23129-Z	23124-Z	500		23125-	500	
B	23129-B	23124-B	500		23129-	23124-	500	6	23126-6	500	
C	23129-C	23124-C	500	+	23129-PLS	23124-PLS	500	-	23126-MNS	500	
D	23129-D	23124-D	500	-	23129-MNS	23124-MNS	500		23126-	500	
E	23129-E	23124-E	500	=	23129-EQL	23124-EQL	500	7	23127-7	500	
F	23129-F	23124-F	500	~	23129-AC	23124-AC	500		23127-	500	
G	23129-G	23124-G	500	.	23129-DOT	23124-DOT	500	8	23128-8	500	
H	23129-H	23124-H	500	,	23129-COM	23124-COM	500		23128-	500	
I	23129-I	23124-I	500	/	23129-STK	23124-STK	500				
J	23129-J	23124-J	500	:	23129-CLN	23124-CLN	500				
K	23129-K	23124-K	500	Δ	23129-DELTA	23124-DELTA	500				
L	23129-L	23124-L	500	⋈	23129-STAR	23124-STAR	500				
M	23129-M	23124-M	500	∅	23129-DIA	23124-DIA	500				
N	23129-N	23124-N	500	⊥	23129-GND	23124-GND	500				
O	23129-O	23124-O	500								



Material: Polyamide 6.6, self extinguishing. Excellent stability and mechanical strength, high temperature resistance

Operating temperature range: -30°C (-22°F) to +90°C (+194°F)

### Tools for markers PMP-30

### Carriers for markers PMP-30

Each modular carrier for PMP-30 can hold 5 strips of markers. Modules may be combined ad infinitum.

PMP-ST 990002 carrier set, consisting of 5 modules (for 25 strips, 500 markers) is supplied with non-slip rubber feet.

The marker strip is inserted vertically, with no risk of loss of markers.

### STARTkit PMP-30

for holders PM

The kits contain:

- PMP-30 characters, black on white (numbers, letter and symbols)
- PM transparent holders
- 1x PMP-ST carrier set for 25 strips
- 1x insertion tool PMP-SMT length 15 mm



tag holders PM.....	page 107
tag holders light PM-L.....	page 111
tag holders PM-AC.....	page 114
tag holders PM-ET.....	page 115
tag holders PM-DT.....	page 116



# PMP-30




Family	Description	Type	Tab length mm	Quantity
PMP-SMT	insertion tool	990005	15	1
		990006	20	1
PMP-ET	extraction tool	9900018	15	1

Family	Description	Type	Strips accommodated	Quantity
PMP-ST	single module	990001	5	1
	carrier set	990002	25	1

Family	Type	Quantity
STARTKIT	990050	1
	990051L	1

Product Family	Product Type	Type 990050	Type 990051L
		Quantity	Quantity
PMP-30	23129-0	500	100
	23129-1	500	100
	23129-2	500	100
	23129-3	500	100
	23129-4	500	100
	23129-5	500	100
	23129-6	500	100
	23129-7	500	100
	23129-8	500	100
	23129-9	500	100
	23129-R	500	100
	23129-S	500	100
	23129-T	500	100
	23129-U	500	100
	23129-V	500	100
	23129-W	500	100
	23129-X	500	100
	23129-Y	500	100
	23129-Z	500	100
	23129-N	500	100
	23129-PLS	500	100
	23129-MNS	500	100
	23129-EQL	500	100
23129-AC	500	100	
23129-GND	500	100	
PM-01	50112	1.000	1.000
PM-02	50212	1.000	1.000
PM-03	50312	500	500
PM-04	50411	500	
PMP-ST	990002	1	1
PMP-SMT	990005	1	1

# RMS-01



## MANUAL SYSTEM

### Push on ring cable markers

*alphanumeric*

RMS push on ring cable markers available in four range-taking sizes for marking cables with external diameters from 1,3 to 16 mm.

Characters are printed in black on a white or yellow background, or according to the IEC 757 colour code for numbered or unprinted versions. Made from soft PVC, self extinguishing according to V0 (UL 94), they are chevron cut for perfect alignment on the conductor.


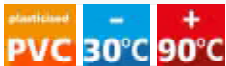
Characters are printed by a hot process, making a slight impression in the material to maintain indelible marking over time.

**Material:** Soft PVC, self extinguishing according to class V0: UL 94

**Operating temperature range:** -30°C (-22°F) to +90°C (+194°F)

**Cable ext. Ø range** 1,3 ÷ 3 mm


**C.s.a range** 0,35 ÷ 1 mm<sup>2</sup>



Printed	Type		Quantity	Printed	Type		Quantity	Printed	Code	Quantity
	white	yellow			white	yellow				
0	59549-0	59544-0	1.000	R	59549-R	59544-R	1.000	0	59540-0	1.000
1	59549-1	59544-1	1.000	S	59549-S	59544-S	1.000		59540-	1.000
2	59549-2	59544-2	1.000	T	59549-T	59544-T	1.000	1	59541-1	1.000
3	59549-3	59544-3	1.000	U	59549-U	59544-U	1.000		59541-	1.000
4	59549-4	59544-4	1.000	V	59549-V	59544-V	1.000	2	59542-2	1.000
5	59549-5	59544-5	1.000	W	59549-W	59544-W	1.000	+	59542-PLS	1.000
6	59549-6	59544-6	1.000	X	59549-X	59544-X	1.000		59542-	1.000
7	59549-7	59544-7	1.000	Y	59549-Y	59544-Y	1.000	3	59543-3	1.000
8	59549-8	59544-8	1.000	Z	59549-Z	59544-Z	1.000		59543-	1.000
9	59549-9	59544-9	1.000		59549-	59544-	1.000	5	59545-5	1.000
A	59549-A	59544-A	1.000	+	59549-PLS	59544-PLS	1.000		59545-	1.000
B	59549-B	59544-B	1.000	-	59549-MNS	59544-MNS	1.000	6	59546-6	1.000
C	59549-C	59544-C	1.000	=	59549-EQL	59544-EQL	1.000	-	59546-MNS	1.000
D	59549-D	59544-D	1.000	/	59549-STK	59544-STK	1.000		59546-	1.000
E	59549-E	59544-E	1.000	.	59549-DOT	59544-DOT	1.000	7	59547-7	1.000
F	59549-F	59544-F	1.000	,	59549-COM	59544-COM	1.000		59547-	1.000
G	59549-G	59544-G	1.000	:	59549-CLN	59544-CLN	1.000	8	59548-8	1.000
H	59549-H	59544-H	1.000	;	59549-SCLN	59544-SCLN	1.000		59548-	1.000
I	59549-I	59544-I	1.000	⊥	59549-GND	59544-GND	1.000			
J	59549-J	59544-J	1.000	⊕	59549-GNDP	59544-GNDP	1.000			
K	59549-K	59544-K	1.000	~	59549-AC	59544-AC	1.000			
L	59549-L	59544-L	1.000	Ω	59549-OHM	59544-OHM	1.000			
M	59549-M	59544-M	1.000	*	59549-AST	59544-AST	1.000			
N	59549-N	59544-N	1.000	Δ	59549-DELTA	59544-DELTA	1.000			
O	59549-O	59544-O	1.000	∩	59549-STAR	59544-STAR	1.000			
P	59549-P	59544-P	1.000	∅	59549-DIA	59544-DIA	1.000			
Q	59549-Q	59544-Q	1.000							



# RMS-01



Printed	Type		Quantity	Printed	Type		Quantity
	white	yellow			white	yellow	
0	59349-0	59344-0	1.000	R	59349-R	59344-R	1.000
1	59349-1	59344-1	1.000	S	59349-S	59344-S	1.000
2	59349-2	59344-2	1.000	T	59349-T	59344-T	1.000
3	59349-3	59344-3	1.000	U	59349-U	59344-U	1.000
4	59349-4	59344-4	1.000	V	59349-V	59344-V	1.000
5	59349-5	59344-5	1.000	W	59349-W	59344-W	1.000
6	59349-6	59344-6	1.000	X	59349-X	59344-X	1.000
7	59349-7	59344-7	1.000	Y	59349-Y	59344-Y	1.000
8	59349-8	59344-8	1.000	Z	59349-Z	59344-Z	1.000
9	59349-9	59344-9	1.000		59349-	59344-	1.000
A	59349-A	59344-A	1.000	+	59349-PLS	59344-PLS	1.000
B	59349-B	59344-B	1.000	-	59349-MNS	59344-MNS	1.000
C	59349-C	59344-C	1.000	=	59349-EQL	59344-EQL	1.000
D	59349-D	59344-D	1.000	/	59349-STK	59344-STK	1.000
E	59349-E	59344-E	1.000	.	59349-DOT	59344-DOT	1.000
F	59349-F	59344-F	1.000	,	59349-COM	59344-COM	1.000
G	59349-G	59344-G	1.000	:	59349-CLN	59344-CLN	1.000
H	59349-H	59344-H	1.000	;	59349-SCLN	59344-SCLN	1.000
I	59349-I	59344-I	1.000	⊥	59349-GND	59344-GND	1.000
J	59349-J	59344-J	1.000	⊕	59349-GNDP	59344-GNDP	1.000
K	59349-K	59344-K	1.000	~	59349-AC	59344-AC	1.000
L	59349-L	59344-L	1.000	Ω	59349-OHM	59344-OHM	1.000
M	59349-M	59344-M	1.000	*	59349-AST	59344-AST	1.000
N	59349-N	59344-N	1.000	Δ	59349-DELTA	59344-DELTA	1.000
O	59349-O	59344-O	1.000	∧	59349-STAR	59344-STAR	1.000
P	59349-P	59344-P	1.000	∅	59349-DIA	59344-DIA	1.000
Q	59349-Q	59344-Q	1.000				



## Insertion tool for push on ring cable markers

Family	Type	For push on ring cable markers	Quantity
RMT-01	990023	RMS-01	1
RMT-02	990024	RMS-02	1
RMT-03	990025	RMS-03	1

Directly on the cable



tools .....page 81



# RMS-02

## MANUAL SYSTEM

### Push on ring cable markers

*alphanumeric*

RMS push on ring cable markers available in four range-taking sizes for marking cables with external diameters from 1,3 to 16 mm.

Characters are printed in black on a white or yellow background, or according to the IEC 757 colour code for numbered or unprinted versions. Made from soft PVC, self extinguishing according to V0 (UL 94), they are chevron cut for perfect alignment on the conductor.


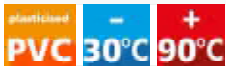

Characters are printed by a hot process, making a slight impression in the material to maintain indelible marking over time.

**Material:** Soft PVC, self extinguishing according to class V0: UL 94

**Operating temperature range:** -30°C (-22°F) to +90°C (+194°F)

**Cable ext. Ø range** 2,5 ÷ 5 mm

**C.s.a range** 1,5 ÷ 4 mm<sup>2</sup>



Printed	Type		Quantity	Printed	Type		Quantity	Printed	Type		Quantity
	white	yellow			white	yellow			white	yellow	
0	59649-0	59644-0	1.000	R	59649-R	59644-R	1.000	0	59640-0	1.000	
1	59649-1	59644-1	1.000	S	59649-S	59644-S	1.000		59640-	1.000	
2	59649-2	59644-2	1.000	T	59649-T	59644-T	1.000	1	59641-1	1.000	
3	59649-3	59644-3	1.000	U	59649-U	59644-U	1.000		59641-	1.000	
4	59649-4	59644-4	1.000	V	59649-V	59644-V	1.000	2	59642-2	1.000	
5	59649-5	59644-5	1.000	W	59649-W	59644-W	1.000	+	59642-PLS	1.000	
6	59649-6	59644-6	1.000	X	59649-X	59644-X	1.000		59642-	1.000	
7	59649-7	59644-7	1.000	Y	59649-Y	59644-Y	1.000	3	59643-3	1.000	
8	59649-8	59644-8	1.000	Z	59649-Z	59644-Z	1.000		59643-	1.000	
9	59649-9	59644-9	1.000		59649-	59644-	1.000	5	59645-5	1.000	
A	59649-A	59644-A	1.000	+	59649-PLS	59644-PLS	1.000		59645-	1.000	
B	59649-B	59644-B	1.000	-	59649-MNS	59644-MNS	1.000	6	59646-6	1.000	
C	59649-C	59644-C	1.000	=	59649-EQL	59644-EQL	1.000	-	59646-MNS	1.000	
D	59649-D	59644-D	1.000	/	59649-STK	59644-STK	1.000		59646-	1.000	
E	59649-E	59644-E	1.000	.	59649-DOT	59644-DOT	1.000	7	59647-7	1.000	
F	59649-F	59644-F	1.000	,	59649-COM	59644-COM	1.000		59647-	1.000	
G	59649-G	59644-G	1.000	:	59649-CLN	59644-CLN	1.000	8	59648-8	1.000	
H	59649-H	59644-H	1.000	;	59649-SCLN	59644-SCLN	1.000		59648-	1.000	
I	59649-I	59644-I	1.000	⊥	59649-GND	59644-GND	1.000				
J	59649-J	59644-J	1.000	⊕	59649-GNDP	59644-GNDP	1.000				
K	59649-K	59644-K	1.000	~	59649-AC	59644-AC	1.000				
L	59649-L	59644-L	1.000	Ω	59649-OHM	59644-OHM	1.000				
M	59649-M	59644-M	1.000	*	59649-AST	59644-AST	1.000				
N	59649-N	59644-N	1.000	Δ	59649-DELTA	59644-DELTA	1.000				
O	59649-O	59644-O	1.000	∩	59649-STAR	59644-STAR	1.000				
P	59649-P	59644-P	1.000	∅	59649-DIA	59644-DIA	1.000				
Q	59649-Q	59644-Q	1.000								



# RMS-02



Printed	Type		Quantity	Printed	Type		Quantity
	white	yellow			white	yellow	
0	59449-0	59444-0	1.000	R	59449-R	59444-R	1.000
1	59449-1	59444-1	1.000	S	59449-S	59444-S	1.000
2	59449-2	59444-2	1.000	T	59449-T	59444-T	1.000
3	59449-3	59444-3	1.000	U	59449-U	59444-U	1.000
4	59449-4	59444-4	1.000	V	59449-V	59444-V	1.000
5	59449-5	59444-5	1.000	W	59449-W	59444-W	1.000
6	59449-6	59444-6	1.000	X	59449-X	59444-X	1.000
7	59449-7	59444-7	1.000	Y	59449-Y	59444-Y	1.000
8	59449-8	59444-8	1.000	Z	59449-Z	59444-Z	1.000
9	59449-9	59444-9	1.000		59449-	59444-	1.000
A	59449-A	59444-A	1.000	+	59449-PLS	59444-PLS	1.000
B	59449-B	59444-B	1.000	-	59449-MNS	59444-MNS	1.000
C	59449-C	59444-C	1.000	=	59449-EQL	59444-EQL	1.000
D	59449-D	59444-D	1.000	/	59449-STK	59444-STK	1.000
E	59449-E	59444-E	1.000	.	59449-DOT	59444-DOT	1.000
F	59449-F	59444-F	1.000	,	59449-COM	59444-COM	1.000
G	59449-G	59444-G	1.000	:	59449-CLN	59444-CLN	1.000
H	59449-H	59444-H	1.000	;	59449-SCLN	59444-SCLN	1.000
I	59449-I	59444-I	1.000	⊥	59449-GND	59444-GND	1.000
J	59449-J	59444-J	1.000	⊕	59449-GNDP	59444-GNDP	1.000
K	59449-K	59444-K	1.000	~	59449-AC	59444-AC	1.000
L	59449-L	59444-L	1.000	Ω	59449-OHM	59444-OHM	1.000
M	59449-M	59444-M	1.000	*	59449-AST	59444-AST	1.000
N	59449-N	59444-N	1.000	Δ	59449-DELTA	59444-DELTA	1.000
O	59449-O	59444-O	1.000	∧	59449-STAR	59444-STAR	1.000
P	59449-P	59444-P	1.000	∅	59449-DIA	59444-DIA	1.000
Q	59449-Q	59444-Q	1.000				




MANUAL SYSTEM


Directly on the cable



tools .....page 81



# RMS-03



## MANUAL SYSTEM

### Push on ring cable markers

*alphanumeric*

RMS push on ring cable markers available in four range-taking sizes for marking cables with external diameters from 1,3 to 16 mm.

Characters are printed in black on a white or yellow background, or according to the IEC 757 colour code for numbered or unprinted versions. Made from soft PVC, self extinguishing according to V0 (UL 94), they are chevron cut for perfect alignment on the conductor.


Characters are printed by a hot process, making a slight impression in the material to maintain indelible marking over time.

**Material:** Soft PVC, self extinguishing according to class V0: UL 94

**Operating temperature range:** -30°C (-22°F) to +90°C (+194°F)

**Cable ext. Ø range** 4 ÷ 10 mm

**C.s.a range** 4 ÷ 16 mm<sup>2</sup>



Printed	Type		Quantity	Printed	Type		Quantity	Printed	Type		Quantity
	white	yellow			white	yellow			white	yellow	
0	59749-0	59744-0	500	R	59749-R	59744-R	500	0	59740-0	500	
1	59749-1	59744-1	500	S	59749-S	59744-S	500		59740-	500	
2	59749-2	59744-2	500	T	59749-T	59744-T	500	1	59741-1	500	
3	59749-3	59744-3	500	U	59749-U	59744-U	500		59741-	500	
4	59749-4	59744-4	500	V	59749-V	59744-V	500	2	59742-2	500	
5	59749-5	59744-5	500	W	59749-W	59744-W	500	+	59742-PLS	500	
6	59749-6	59744-6	500	X	59749-X	59744-X	500		59742-	500	
7	59749-7	59744-7	500	Y	59749-Y	59744-Y	500	3	59743-3	500	
8	59749-8	59744-8	500	Z	59749-Z	59744-Z	500		59743-	500	
9	59749-9	59744-9	500		59749-	59744-	500	5	59745-5	500	
A	59749-A	59744-A	500	+	59749-PLS	59744-PLS	500		59745-	500	
B	59749-B	59744-B	500	-	59749-MNS	59744-MNS	500	6	59746-6	500	
C	59749-C	59744-C	500	=	59749-EQL	59744-EQL	500	-	59746-MNS	500	
D	59749-D	59744-D	500	/	59749-STK	59744-STK	500		59746-	500	
E	59749-E	59744-E	500	.	59749-DOT	59744-DOT	500	7	59747-7	500	
F	59749-F	59744-F	500	,	59749-COM	59744-COM	500		59747-	500	
G	59749-G	59744-G	500	:	59749-CLN	59744-CLN	500	8	59748-8	500	
H	59749-H	59744-H	500	;	59749-SCLN	59744-SCLN	500		59748-	500	
I	59749-I	59744-I	500	⊥	59749-GND	59744-GND	500				
J	59749-J	59744-J	500	⊕	59749-GNDP	59744-GNDP	500				
K	59749-K	59744-K	500	~	59749-AC	59744-AC	500				
L	59749-L	59744-L	500	Ω	59749-OHM	59744-OHM	500				
M	59749-M	59744-M	500	*	59749-AST	59744-AST	500				
N	59749-N	59744-N	500	Δ	59749-DELTA	59744-DELTA	500				
O	59749-O	59744-O	500	∩	59749-STAR	59744-STAR	500				
P	59749-P	59744-P	500	∅	59749-DIA	59744-DIA	500				
Q	59749-Q	59744-Q	500								



Directly on the cable

tools ..... page 81

Push on ring cable markers

*alphanumeric*

RMS push on ring cable markers available in four range-taking sizes for marking cables with external diameters from 1,3 to 16 mm.

Characters are printed in black on a white or yellow background, or according to the IEC 757 colour code for numbered or unprinted versions. Made from soft PVC, self extinguishing according to V0 (UL 94), they are chevron cut for perfect alignment on the conductor.

Characters are printed by a hot process, making a slight impression in the material to maintain indelible marking over time.



**Material:** Soft PVC, self extinguishing according to class V0: UL 94

**Operating temperature range:** -30°C (-22°F) to +90°C (+194°F)

**Cable ext. Ø range** 8 ÷ 16 mm

**C.s.a range** 16 ÷ 70 mm<sup>2</sup>

RMS-04



Printed	Type		Quantity	Printed	Type		Quantity	Printed	Type		Quantity
	white	yellow			white	yellow			white	yellow	
0	59849-0	59844-0	100	R	59849-R	59844-R	100	0	59840-0	100	
1	59849-1	59844-1	100	S	59849-S	59844-S	100		59840-	100	
2	59849-2	59844-2	100	T	59849-T	59844-T	100	1	59841-1	100	
3	59849-3	59844-3	100	U	59849-U	59844-U	100		59841-	100	
4	59849-4	59844-4	100	V	59849-V	59844-V	100	2	59842-2	100	
5	59849-5	59844-5	100	W	59849-W	59844-W	100	+	59842-PLS	100	
6	59849-6	59844-6	100	X	59849-X	59844-X	100		59842-	100	
7	59849-7	59844-7	100	Y	59849-Y	59844-Y	100	3	59843-3	100	
8	59849-8	59844-8	100	Z	59849-Z	59844-Z	100		59843-	100	
9	59849-9	59844-9	100		59849-	59844-	100	5	59845-5	100	
A	59849-A	59844-A	100	+	59849-PLS	59844-PLS	100		59845-	100	
B	59849-B	59844-B	100	-	59849-MNS	59844-MNS	100	6	59846-6	100	
C	59849-C	59844-C	100	=	59849-EQL	59844-EQL	100	-	59846-MNS	100	
D	59849-D	59844-D	100	/	59849-STK	59844-STK	100		59846-	100	
E	59849-E	59844-E	100	.	59849-DOT	59844-DOT	100	7	59847-7	100	
F	59849-F	59844-F	100	,	59849-COM	59844-COM	100		59847-	100	
G	59849-G	59844-G	100	:	59849-CLN	59844-CLN	100	8	59848-8	100	
H	59849-H	59844-H	100	;	59849-SCLN	59844-SCLN	100		59848-	100	
I	59849-I	59844-I	100	⊥	59849-GND	59844-GND	100				
J	59849-J	59844-J	100	⊕	59849-GNDP	59844-GNDP	100				
K	59849-K	59844-K	100	~	59849-AC	59844-AC	100				
L	59849-L	59844-L	100	Ω	59849-OHM	59844-OHM	100				
M	59849-M	59844-M	100	*	59849-AST	59844-AST	100				
N	59849-N	59844-N	100	Δ	59849-DELTA	59844-DELTA	100				
O	59849-O	59844-O	100	∩	59849-STAR	59844-STAR	100				
P	59849-P	59844-P	100	∅	59849-DIA	59844-DIA	100				
Q	59849-Q	59844-Q	100								



# FMS



## MANUAL SYSTEM

### Push on flat ring cable markers

*with tie on carriers*


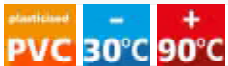
FMS flat ring markers printed black on yellow, push onto tie on carriers for attachment to large diameter cables, etc.

Made from soft PVC, self extinguishing according to V0 (UL 94), they are chevron cut for perfect alignment on the conductor.

Characters are printed by a hot process, making a slight impression in the material to maintain indelible marking over time.

**Material:** Soft PVC, self extinguishing according to class V0: UL 94

**Operating temperature range:** -30°C (-22°F) to +90°C (+194°F)



Length mm	Printed	Type yellow	Quantity	Length mm	Printed	Type yellow	Quantity	Length mm	Printed	Type yellow	Quantity
4	0	32274-0	500	4	J	32274-J	500	4	+	32274-PLS	500
4	1	32274-1	500	4	K	32274-K	500	4	-	32274-MNS	500
4	2	32274-2	500	4	L	32274-L	500	4	=	32274-EQL	500
4	3	32274-3	500	4	M	32274-M	500	4	/	32274-STK	500
4	4	32274-4	500	4	N	32274-N	500	4	.	32274-DOT	500
4	5	32274-5	500	4	O	32274-O	500	4	,	32274-COM	500
4	6	32274-6	500	4	P	32274-P	500	4	:	32274-CLN	500
4	7	32274-7	500	4	Q	32274-Q	500	4	;	32274-SCLN	500
4	8	32274-8	500	4	R	32274-R	500	4	⊥	32274-GND	500
4	9	32274-9	500	4	S	32274-S	500	4	⊕	32274-GNDP	500
4	A	32274-A	500	4	T	32274-T	500	4	~	32274-AC	500
4	B	32274-B	500	4	U	32274-U	500	4	Ω	32274-OHM	500
4	C	32274-C	500	4	V	32274-V	500	4	*	32274-AST	500
4	D	32274-D	500	4	W	32274-W	500	4	Δ	32274-DELTA	500
4	E	32274-E	500	4	X	32274-X	500	4	⋈	32274-STAR	500
4	F	32274-F	500	4	Y	32274-Y	500	4	∅	32274-DIA	500
4	G	32274-G	500	4	Z	32274-Z	500				
4	H	32274-H	500	4		32274-	500				
4	I	32274-I	500	40		20314	100				



### Carrier for push on flat ring cable markers

*tie width max 4,8mm*

Family	Height mm	Length mm	Type	N° of rings	Quantity
FMH-7	9	30	990088	7	1
FMH-12	9	50	990089	12	1
FMH-18	9	70	990090	18	1



**MANUAL SYSTEM**

**Laminated write on-tie on**

*pre-cut, one piece markers, tie on*

For attachment by cable ties to pipes, conduits and cables with larger diameters.

A permanent marker is used to handwrite data on the tag over which an adhesive, transparent film is applied for protection.

**Material:** UV stabilised Polypropylene (PP) for tag.  
Polyester (O-PET) for protective film.

**Operating temperature range:** -10°C (-14°F) to +60°C (+140°F)

**Application temperature range:** > +10°C (+50°F)

MS-ETF



PP
HF
-10°C
+60°C
RoHS COMPLIANT 2011/65/EU

Height mm	Length mm	Type yellow	Print area mm	Cable tie max width mm	Quantity
14	70	4810-YE	48 x 10	4,8	100
15	100	5515-YE	55 x 15	4,8	100
15	130	8515-YE	85 x 15	4,8	100



*Directly on the cable*



*cable ties.....page 120*

MANUAL SYSTEM

# WIT-W

## MANUAL SYSTEM

### Cable ticket

#### cable bundle identification

Pre-printed double-sided tags editable with appropriate marking pen for identification of multiple conductors. Affixable via cable ties.



56008 front/back

NUMERO	COLORE	IDENTIFICAZIONE CONDUTTORI
1		
2		
3		
4		
5		
6		
7		
8		
9		
10		
11		
12		
13		
14		
15		
16		

CAVO N. \_\_\_\_\_  
 IMPIANTO \_\_\_\_\_  
 SCHEMA N. \_\_\_\_\_  
 NOTE \_\_\_\_\_

www.cembre.com

56008-GB front/back

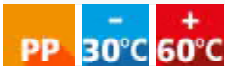
NUMBER	COLOR	CONDUCTOR IDENTIFICATION
1		
2		
3		
4		
5		
6		
7		
8		
9		
10		
11		
12		
13		
14		
15		
16		

CABLE No. \_\_\_\_\_  
 EQUIPMENT \_\_\_\_\_  
 DRAWING No. \_\_\_\_\_  
 NOTES \_\_\_\_\_

www.cembre.com

Material: Polypropylene

Operating temperature range: -30°C (-22°F) to +60°C (+140°F)



Thickness mm	Type	Size mm	Quantity
0,3	56009	50 x 100	1.000 / 100
0,5	56008	50 x 100	500 / 50
	56008-GB	50 x 100	500 / 50

56006 front/back

NUMERO	COLORE	IDENTIFICAZIONE CONDUTTORI
1		
2		
3		
4		
5		
6		
7		
8		
9		
10		
11		
12		
13		
14		
15		
16		

CAVO N. \_\_\_\_\_  
 IMPIANTO \_\_\_\_\_  
 SCHEMA N. \_\_\_\_\_  
 NOTE \_\_\_\_\_

www.cembre.com

56006-GB front/back

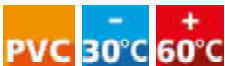
NUMBER	COLOR	CONDUCTOR IDENTIFICATION
1		
2		
3		
4		
5		
6		
7		
8		
9		
10		
11		
12		
13		
14		
15		
16		

CABLE No. \_\_\_\_\_  
 EQUIPMENT \_\_\_\_\_  
 DRAWING No. \_\_\_\_\_  
 NOTES \_\_\_\_\_

www.cembre.com

Material: soft PVC

Operating temperature range: -30°C (-22°F) to +60°C (+140°F)



Thickness mm	Type	Size mm	Quantity
0,5	56006	40 x 100	500/50
	56006-GB	40 x 100	500/50



Affix by appropriate means, e.g cable tie

cables ties.....page 120

## Wraparound cable markers

*self adhesive, self laminating, square corners, precut*

KM wraparound cable markers are suitable for use with marker pens and are ideal for identifying large diameter cables, tubes and conduit. The procedure is quick - carefully hand print on the markable coloured area then wrap the marker around the cable/tube overlapping the clear part onto the marked area to protect it from Water, Alcohol, Dust, and chemical and atmospheric Agents.

The fixing margin is important as it protects the marking from contamination by the hands.

**Material:** Soft PVC film. Resistant to Water, Oil, Grease, Alcohol, Detergent, Alkaline Substances and Atmospheric Agents. Self extinguishing, high resistance to UV Radiation.

**Operating temperature range:** -30°C (-22°F) to +80°C (+284°F)

**Application temperature range:** +10°C (+50°F) to +40°C (+104°F)



Family	Overall length A mm	Wrapping diameter mm	Print area Cx8 mm	Type		Quantity
				white	yellow	
KM05025	50	6 ÷ 10	15 x 25	189109	184109	90
KM07525	75	8 ÷ 14	25 x 25	189115	184115	60
KM15025	150	20 ÷ 38	25 x 25	189123	184123	30

*Directly on cables, etc in accordance with wrapping diameter limitations shown for each size.*



# ANS

## MANUAL SYSTEM

### Wraparound cable markers

*self adhesive, self laminating, square corners, precut*

Adhesive preprinted strips for the temporary or permanent marking of insulated and uninsulated conductors.

ANS strips may be used in the production of electric motors as the material will withstand the oven temperatures at which the insulating resins of stators and rotors are baked.

Also available with numeric and alphanumeric combinations and progressions.



**Material:** Polyester film. Resistant to Water, Alcohol, Oils and Atmospheric Agents. Excellent dimensional stability

**Operating temperature range:** -40°C (-40°F) to +150°C (+302°F)

**Application temperature range:** +10°C (+50°F) to +40°C (+104°F)




Size mm	Printed	Type white	Strips per sheet	Quantity	Size mm	Printed	Type white	Strips per sheet	Quantity	Size mm	Printed	Type white	Strips per sheet	Quantity
8 x 65		25109-	20	300	8 x 65	X	25109-Y	20	300	8 x 65	22	25109-22	20	300
8 x 65	A	25109-A	20	300	8 x 65	Y	25109-X	20	300	8 x 65	23	25109-23	20	300
8 x 65	B	25109-B	20	300	8 x 65	Z	25109-Z	20	300	8 x 65	24	25109-24	20	300
8 x 65	C	25109-C	20	300	8 x 65	0	25109-0	20	300	8 x 65	25	25109-25	20	300
8 x 65	D	25109-D	20	300	8 x 65	1	25109-1	20	300	8 x 65	26	25109-26	20	300
8 x 65	E	25109-E	20	300	8 x 65	2	25109-2	20	300	8 x 65	27	25109-27	20	300
8 x 65	F	25109-F	20	300	8 x 65	3	25109-3	20	300	8 x 65	28	25109-28	20	300
8 x 65	G	25109-G	20	300	8 x 65	4	25109-4	20	300	8 x 65	29	25109-29	20	300
8 x 65	H	25109-H	20	300	8 x 65	5	25109-5	20	300	8 x 65	30	25109-30	20	300
8 x 65	I	25109-J	20	300	8 x 65	6	25109-6	20	300	8 x 65	31	25109-31	20	300
8 x 65	J	25109-K	20	300	8 x 65	7	25109-7	20	300	8 x 65	32	25109-32	20	300
8 x 65	K	25109-I	20	300	8 x 65	8	25109-8	20	300	8 x 65	33	25109-33	20	300
8 x 65	L	25109-L	20	300	8 x 65	9	25109-9	20	300	8 x 65	34	25109-34	20	300
8 x 65	M	25109-M	20	300	8 x 65	10	25109-10	20	300	8 x 65	35	25109-35	20	300
8 x 65	N	25109-N	20	300	8 x 65	11	25109-11	20	300	8 x 65	36	25109-36	20	300
8 x 65	Ñ	25109-Ñ	20	300	8 x 65	12	25109-12	20	300	8 x 65	37	25109-37	20	300
8 x 65	O	25109-O	20	300	8 x 65	13	25109-13	20	300	8 x 65	38	25109-38	20	300
8 x 65	P	25109-P	20	300	8 x 65	14	25109-14	20	300	8 x 65	39	25109-39	20	300
8 x 65	Q	25109-Q	20	300	8 x 65	15	25109-15	20	300	8 x 65	40	25109-40	20	300
8 x 65	R	25109-R	20	300	8 x 65	16	25109-16	20	300	8 x 65	43	25109-43	20	300
8 x 65	S	25109-S	20	300	8 x 65	17	25109-17	20	300	8 x 65	44	25109-44	20	300
8 x 65	T	25109-T	20	300	8 x 65	18	25109-18	20	300	8 x 65	45	25109-45	20	300
8 x 65	U	25109-U	20	300	8 x 65	19	25109-19	20	300	8 x 65	U1	25109-U1	20	300
8 x 65	V	25109-V	20	300	8 x 65	20	25109-20	20	300	8 x 65	U2	25109-U2	20	300
8 x 65	W	25109-W	20	300	8 x 65	21	25109-21	20	300	8 x 65	U3	25109-U3	20	300

# ANS



Size mm	Printed	Type white	Strips per sheet	Quantity	Size mm	Printed	Type white	Strips per sheet	Quantity	Size mm	Printed	Type white	Strips per sheet	Quantity
8 x 65	U4	25109-U4	20	300	8 x 65	V8	25109-V8	20	300	8 x 65	W12	25109-W12	20	300
8 x 65	U5	25109-U5	20	300	8 x 65	V9	25109-V9	20	300	8 x 65	F1	25109-F1	20	300
8 x 65	U6	25109-U6	20	300	8 x 65	V10	25109-V10	20	300	8 x 65	F2	25109-F2	20	300
8 x 65	U7	25109-U7	20	300	8 x 65	V11	25109-V11	20	300	8 x 65	X1	25109-X1	20	300
8 x 65	U8	25109-U8	20	300	8 x 65	V12	25109-V12	20	300	8 x 65	X2	25109-X2	20	300
8 x 65	U9	25109-U9	20	300	8 x 65	W1	25109-W1	20	300	8 x 65	Y1	25109-Y1	20	300
8 x 65	U10	25109-U10	20	300	8 x 65	W2	25109-W2	20	300	8 x 65	Y2	25109-Y2	20	300
8 x 65	U11	25109-U11	20	300	8 x 65	W3	25109-W3	20	300	8 x 65	Z1	25109-Z1	20	300
8 x 65	U12	25109-U12	20	300	8 x 65	W4	25109-W4	20	300	8 x 65	Z2	25109-Z2	20	300
8 x 65	V1	25109-V1	20	300	8 x 65	W5	25109-W5	20	300	8 x 65	302	25109-302	20	300
8 x 65	V2	25109-V2	20	300	8 x 65	W6	25109-W6	20	300	8 x 65	309	25109-309	20	300
8 x 65	V3	25109-V3	20	300	8 x 65	W7	25109-W7	20	300	8 x 65	310	25109-310	20	300
8 x 65	V4	25109-V4	20	300	8 x 65	W8	25109-W8	20	300	8 x 65	⊥	25109-GND	20	300
8 x 65	V5	25109-V5	20	300	8 x 65	W9	25109-W9	20	300	8 x 65	+	25109-PLS	20	300
8 x 65	V6	25109-V6	20	300	8 x 65	W10	25109-W10	20	300	8 x 65	-	25109-MNS	20	300
8 x 65	V7	25109-V7	20	300	8 x 65	W11	25109-W11	20	300					

Directly on cables



# ANL

## MANUAL SYSTEM

### Alphanumeric signs

Pre-printed, in PVC and Aluminium

Also available with numeric and alphanumeric combinations and progressions.

\*AR: Aluminium undrilled, not adhesive, made to order.

NOTE: Sign with letter "I" is narrower.



**Material:** PVC film

**Operating temperature range:** -40°C (-40°F) to +80°C (+176°F)

**Application temperature range:** +10°C (+50°F) to +40°C (+104°F)

PVC 40°C 80°C



**A**

**AA**

Size mm	Type yellow	Quantity	Size mm	Type yellow	Quantity
10 x 6	374101-...	500	10 x 12	374101-...	500
13 x 9	374102-...	450	13 x 18	374102-...	450
11 x 11	374114-...	300	11 x 22	374114-...	300
15 x 10	374103-...	280	15 x 20	374103-...	280
20 x 12	374104-...	240	20 x 24	374104-...	240
19 x 14	374105-...	240	19 x 28	374105-...	240
25 x 16	374106-...	120	25 x 32	374106-...	120
38 x 22	374107-...	80	38 x 44	374107-...	80
60 x 34	374108-...	25	60 x 68	374108-...	25
99 x 56	374109-...	15	99 x 112	374109-...	15
124 x 70	374110-...	10	124 x 140	374110-...	10
175 x 99	374111-...	5	175 x 198	374111-...	5
200 x 148	374112-...	1	200 x 296	374112-...	1
297 x 210	374113-...	1	297 x 420	374113-...	1

Arabic numerals	Roman numerals	Arabic numerals	Roman numerals
1	I	40	XL
2	II	50	L
3	III	60	LX
4	IV	70	LXX
5	V	80	LXXX
6	VI	90	XC
7	VII	100	C
8	VIII	150	CL
9	IX	160	CLX
10	X	200	CC
11	XI	250	CCL
12	XII	300	CCC
13	XIII	400	CD
14	XIV	500	D
15	XV	600	DC
16	XVI	700	DCC
17	XVII	800	DCCC
18	XVIII	900	CM
19	XIX	1.000	M
20	XX	2.000	MM
21	XXI	3.000	MMM
22	XXII	4.000	MMMM
30	XXX		

**A B C D E F G H I J K L M N O P Q R S T U V W X Y Z**  
**0 1 2 3 4 5 6 7 8 9**      **→ + - / . =**      **I II III V X**



Directly on surface

Snap on cable markers

alphanumeric

Markers are attached directly from their applicator, which is brown. The small sizes provide an ideal identification system for small-section cables, eg in electronic equipment.

**Material:** POM – Acetylic Resin dimensionally stable to +106°C (+222°F), nondegradable and nondeformable to -40°C (-40°F), Halogen Free.

Resistant to Oil, Grease, Chemical and Atmospheric Agents, Detergents, Oxalic Acids, Alkaline Solutions and Organic and Inorganic Chemical Substances. High elasticity combined with high rigidity, for optimal grip on the conductor.

Cable ext. Ø range 1 ÷ 1,4 mm (0.04 ÷ 0.05 in.)

C.s.a range 0,25 ÷ 0,35 mm<sup>2</sup> (23 ÷ 22 AWG)


SM-01



Printed	Type		Quantity	Printed	Type		Quantity	Printed	Type		Quantity
	white	yellow			white	yellow			white	yellow	
0	17900-0	17400-0	300	M	17900-M	17400-M	300	0	17000-0	300	
1	17900-1	17400-1	300	N	17900-N	17400-N	300		17000-	300	
2	17900-2	17400-2	300	O	17900-O	17400-O	300	1	17100-1	300	
3	17900-3	17400-3	300	P	17900-P	17400-P	300		17100-	300	
4	17900-4	17400-4	300	Q	17900-Q	17400-Q	300	2	17200-2	300	
5	17900-5	17400-5	300	R	17900-R	17400-R	300	+	17200-PLS	300	
6	17900-6	17400-6	300	S	17900-S	17400-S	300		17200-	300	
7	17900-7	17400-7	300	T	17900-T	17400-T	300	3	17300-3	300	
8	17900-8	17400-8	300	U	17900-U	17400-U	300		17300-	300	
9	17900-9	17400-9	300	V	17900-V	17400-V	300	5	17500-5	300	
A	17900-A	17400-A	300	W	17900-W	17400-W	300		17500-	300	
B	17900-B	17400-B	300	X	17900-X	17400-X	300	6	17600-6	300	
C	17900-C	17400-C	300	Y	17900-Y	17400-Y	300	-	17600-MNS	300	
D	17900-D	17400-D	300	Z	17900-Z	17400-Z	300		17600-	300	
E	17900-E	17400-E	300		17900-	17400-	300	7	17700-7	300	
F	17900-F	17400-F	300	+	17900-PLS	17400-PLS	300		17700-	300	
G	17900-G	17400-G	300	-	17900-MNS	17400-MNS	300	8	17800-8	300	
H	17900-H	17400-H	300	~	17900-AC	17400-AC	300		17800-	300	
I	17900-I	17400-I	300	/	17900-STK	17400-STK	300	RETROFIT? INDISPENSABLE!			
J	17900-J	17400-J	300	.	17900-DOT	17400-DOT	300				
K	17900-K	17400-K	300	⊥	17900-GND	17400-GND	300				
L	17900-L	17400-L	300	:	17900-CLN	17400-CLN	300				



# SM-02



## MANUAL SYSTEM

### Snap on cable markers

*alphanumeric*

Markers are attached directly from their applicator, which is grey. The small sizes provide ideal identification system for small-section cables, eg in electronic equipment.

**Material:** POM – Acetylic Resin dimensionally stable to **+106°C (+222°F)**, nondegradable and nondeformable to **-40°C (-40°F)**, Halogen Free.

Resistant to Oil, Grease, Chemical and Atmospheric Agents, Detergents, Oxalic Acids, Alkaline Solutions and Organic and Inorganic Chemical Substances. High elasticity combined with high rigidity, for optimal grip on the conductor.

**Cable ext. Ø range 1,4 ÷ 1,8 mm (0.05 ÷ 0.07 in.)**

**C.s.a range 0,35 ÷ 0,75 mm<sup>2</sup> (22 ÷ 18 AWG)**



Printed	Type		Quantity	Printed	Type		Quantity	Printed	Type		Quantity
	white	yellow			white	yellow			white	yellow	
0	17910-0	17410-0	300	M	17910-M	17410-M	300	0	17010-0	300	
1	17910-1	17410-1	300	N	17910-N	17410-N	300		17010-	300	
2	17910-2	17410-2	300	O	17910-O	17410-O	300	1	17110-1	300	
3	17910-3	17410-3	300	P	17910-P	17410-P	300		17110-	300	
4	17910-4	17410-4	300	Q	17910-Q	17410-Q	300	2	17210-2	300	
5	17910-5	17410-5	300	R	17910-R	17410-R	300		17210-	300	
6	17910-6	17410-6	300	S	17910-S	17410-S	300	3	17310-3	300	
7	17910-7	17410-7	300	T	17910-T	17410-T	300		17310-	300	
8	17910-8	17410-8	300	U	17910-U	17410-U	300	5	17510-5	300	
9	17910-9	17410-9	300	V	17910-V	17410-V	300		17510-	300	
A	17910-A	17410-A	300	W	17910-W	17410-W	300	6	17610-6	300	
B	17910-B	17410-B	300	X	17910-X	17410-X	300		17610-	300	
C	17910-C	17410-C	300	Y	17910-Y	17410-Y	300	7	17710-7	300	
D	17910-D	17410-D	300	Z	17910-Z	17410-Z	300		17710-	300	
E	17910-E	17410-E	300		17910-	17410-	300	8	17810-8	300	
F	17910-F	17410-F	300	+	17910-PLS	17410-PLS	300		17810-	300	
G	17910-G	17410-G	300	-	17910-MNS	17410-MNS	300	RETROFIT? INDISPENSABLE!			
H	17910-H	17410-H	300	~	17910-AC	17410-AC	300				
I	17910-I	17410-I	300	/	17910-STK	17410-STK	300				
J	17910-J	17410-J	300	.	17910-DOT	17410-DOT	300				
K	17910-K	17410-K	300	⊥	17910-GND	17410-GND	300				
L	17910-L	17410-L	300	:	17910-CLN	17410-CLN	300				





### Snap on cable markers

*alphanumeric*

Markers are attached directly from their applicator, which is green.


**Material:** POM – Acetylic Resin dimensionally stable to **+106°C (+222°F)**, nondegradable and nondeformable to **-40°C (-40°F)**, Halogen Free.

Resistant to Oil, Grease, Chemical and Atmospheric Agents, Detergents, Oxalic Acids, Alkaline Solutions and Organic and Inorganic Chemical Substances. High elasticity combined with high rigidity, for optimal grip on the conductor.

**Cable ext. Ø range 1,9 ÷ 2,65 mm (0.07 ÷ 0.10 in.)**

**C.s.a range 0,5 ÷ 1 mm<sup>2</sup> (20 ÷ 17 AWG)**


SM-03



Printed	Type		Quantity	Printed	Type		Quantity	Printed	Type		Quantity
	white	yellow			white	yellow			white	yellow	
0	17920-0	17420-0	300	M	17920-M	17420-M	300	0	17020-0	300	
1	17920-1	17420-1	300	N	17920-N	17420-N	300		17020-	300	
2	17920-2	17420-2	300	O	17920-O	17420-O	300	1	17120-1	300	
3	17920-3	17420-3	300	P	17920-P	17420-P	300		17120-	300	
4	17920-4	17420-4	300	Q	17920-Q	17420-Q	300	2	17220-2	300	
5	17920-5	17420-5	300	R	17920-R	17420-R	300		17220-	300	
6	17920-6	17420-6	300	S	17920-S	17420-S	300	3	17320-3	300	
7	17920-7	17420-7	300	T	17920-T	17420-T	300		17320-	300	
8	17920-8	17420-8	300	U	17920-U	17420-U	300	5	17520-5	300	
9	17920-9	17420-9	300	V	17920-V	17420-V	300		17520-	300	
A	17920-A	17420-A	300	W	17920-W	17420-W	300	6	17620-6	300	
B	17920-B	17420-B	300	X	17920-X	17420-X	300		17620-	300	
C	17920-C	17420-C	300	Y	17920-Y	17420-Y	300	7	17720-7	300	
D	17920-D	17420-D	300	Z	17920-Z	17420-Z	300		17720-	300	
E	17920-E	17420-E	300		17920-	17420-	300	8	17820-8	300	
F	17920-F	17420-F	300	+	17920-PLS	17420-PLS	300		17820-	300	
G	17920-G	17420-G	300	-	17920-MNS	17420-MNS	300	RETROFIT? INDISPENSABLE!			
H	17920-H	17420-H	300	~	17920-AC	17420-AC	300				
I	17920-I	17420-I	300	/	17920-STK	17420-STK	300				
J	17920-J	17420-J	300	.	17920-DOT	17420-DOT	300				
K	17920-K	17420-K	300	⊥	17920-GND	17420-GND	300				
L	17920-L	17420-L	300	:	17920-CLN	17420-CLN	300				



# SM-06



## MANUAL SYSTEM

### Snap on cable markers

*alphanumeric*

Markers are attached directly from their applicator, which is red. Printed both sides for better legibility.

**Material:** POM – Acetylic Resin dimensionally stable to **+106°C (+222°F)**, nondegradable and nondeformable to **-40°C (-40°F)**, Halogen Free.

Resistant to Oil, Grease, Chemical and Atmospheric Agents, Detergents, Oxalic Acids, Alkaline Solutions and Organic and Inorganic Chemical Substances. High elasticity combined with high rigidity, for optimal grip on the conductor.

**Cable ext. Ø range 2,6 ÷ 3,5 mm (0.10 ÷ 0.13 in.)**

**C.s.a range 0,75 ÷ 1,5 mm<sup>2</sup> (18 ÷ 15 AWG)**



Printed	Type		Quantity	Printed	Type		Quantity	Printed	Type		Quantity
	white	yellow			white	yellow			white	yellow	
0	17930-0	17430-0	300	M	17930-M	17430-M	300	0	17030-0	300	
1	17930-1	17430-1	300	N	17930-N	17430-N	300		17030-	300	
2	17930-2	17430-2	300	O	17930-O	17430-O	300	1	17130-1	300	
3	17930-3	17430-3	300	P	17930-P	17430-P	300		17130-	300	
4	17930-4	17430-4	300	Q	17930-Q	17430-Q	300	2	17230-2	300	
5	17930-5	17430-5	300	R	17930-R	17430-R	300		17230-	300	
6	17930-6	17430-6	300	S	17930-S	17430-S	300	3	17330-3	300	
7	17930-7	17430-7	300	T	17930-T	17430-T	300		17330-	300	
8	17930-8	17430-8	300	U	17930-U	17430-U	300	5	17530-5	300	
9	17930-9	17430-9	300	V	17930-V	17430-V	300		17530-	300	
A	17930-A	17430-A	300	W	17930-W	17430-W	300	6	17630-6	300	
B	17930-B	17430-B	300	X	17930-X	17430-X	300		17630-	300	
C	17930-C	17430-C	300	Y	17930-Y	17430-Y	300	7	17730-7	300	
D	17930-D	17430-D	300	Z	17930-Z	17430-Z	300		17730-	300	
E	17930-E	17430-E	300		17930-	17430-	300	8	17830-8	300	
F	17930-F	17430-F	300	+	17930-PLS	17430-PLS	300		17830-	300	
G	17930-G	17430-G	300	-	17930-MNS	17430-MNS	300	RETROFIT? INDISPENSABLE!			
H	17930-H	17430-H	300	~	17930-AC	17430-AC	300				
I	17930-I	17430-I	300	/	17930-STK	17430-STK	300				
J	17930-J	17430-J	300	.	17930-DOT	17430-DOT	300				
K	17930-K	17430-K	300	⊥	17930-GND	17430-GND	300				
L	17930-L	17430-L	300	:	17930-CLN	17430-CLN	300				



### Snap on cable markers

*alphanumeric*

The number of 30 Markers are attached directly from their applicator, which is blue. Printed both sides for better legibility.

**Material:** POM – Acetylic Resin dimensionally stable to **+106°C (+222°F)**, nondegradable and nondeformable to **-40°C (-40°F)**, Halogen Free.

Resistant to Oil, Grease, Chemical and Atmospheric Agents, Detergents, Oxalic Acids, Alkaline Solutions and Organic and Inorganic Chemical Substances. High elasticity combined with high rigidity, for optimal grip on the conductor.

**Cable ext. Ø range 3,25 ÷ 4,5 mm (0.13 ÷ 0.17 in.)**

**C.s.a range 1,5 ÷ 2,5 mm<sup>2</sup> (15 ÷ 13 AWG)**


SM-09



Printed	Type		Quantity	Printed	Type		Quantity	Printed	Type		Quantity
	white	yellow			white	yellow			white	yellow	
0	17940-0	17440-0	300	M	17940-M	17440-M	300	0	17040-0	300	
1	17940-1	17440-1	300	N	17940-N	17440-N	300		17040-	300	
2	17940-2	17440-2	300	O	17940-O	17440-O	300	1	17140-1	300	
3	17940-3	17440-3	300	P	17940-P	17440-P	300		17140-	300	
4	17940-4	17440-4	300	Q	17940-Q	17440-Q	300	2	17240-2	300	
5	17940-5	17440-5	300	R	17940-R	17440-R	300	+	17240-PLS	300	
6	17940-6	17440-6	300	S	17940-S	17440-S	300		17240-	300	
7	17940-7	17440-7	300	T	17940-T	17440-T	300	3	17340-3	300	
8	17940-8	17440-8	300	U	17940-U	17440-U	300		17340-	300	
9	17940-9	17440-9	300	V	17940-V	17440-V	300	5	17540-5	300	
A	17940-A	17440-A	300	W	17940-W	17440-W	300		17540-	300	
B	17940-B	17440-B	300	X	17940-X	17440-X	300	6	17640-6	300	
C	17940-C	17440-C	300	Y	17940-Y	17440-Y	300	-	17640-MNS	300	
D	17940-D	17440-D	300	Z	17940-Z	17440-Z	300		17640-	300	
E	17940-E	17440-E	300		17940-	17440-	300	7	17740-7	300	
F	17940-F	17440-F	300	+	17940-PLS	17440-PLS	300		17740-	300	
G	17940-G	17440-G	300	-	17940-MNS	17440-MNS	300	8	17840-8	300	
H	17940-H	17440-H	300	~	17940-AC	17440-AC	300		17840-	300	
I	17940-I	17440-I	300	/	17940-STK	17440-STK	300	RETROFIT? INDISPENSABLE!			
J	17940-J	17440-J	300	.	17940-DOT	17440-DOT	300				
K	17940-K	17440-K	300	⊥	17940-GND	17440-GND	300				
L	17940-L	17440-L	300	:	17940-CLN	17440-CLN	300				



# SM-12



## MANUAL SYSTEM

### Snap on cable markers

*alphanumeric*

Markers are attached directly from their applicator, which is yellow. They are particularly recommended for identifying the connecting cables of IT networks.

**Material:** POM – Acetylic Resin dimensionally stable to **+106°C (+222°F)**, nondegradable and nondeformable to **-40°C (-40°F)**, Halogen Free.

Resistant to Oil, Grease, Chemical and Atmospheric Agents, Detergents, Oxalic Acids, Alkaline Solutions and Organic and Inorganic Chemical Substances. High elasticity combined with high rigidity, for optimal grip on the conductor.

**Cable ext. Ø range 4,5 ÷ 6 mm (0.17 ÷ 0.23 in.)**

**C.s.a range 4 ÷ 6 mm<sup>2</sup> (11 ÷ 10 AWG)**



Printed	Type		Quantity	Printed	Type		Quantity	Printed	Type		Quantity
	white	yellow			white	yellow			white	yellow	
0	17950-0	17450-0	300	M	17950-M	17450-M	300	0	17050-0	300	
1	17950-1	17450-1	300	N	17950-N	17450-N	300		17050-	300	
2	17950-2	17450-2	300	O	17950-O	17450-O	300	1	17150-1	300	
3	17950-3	17450-3	300	P	17950-P	17450-P	300		17150-	300	
4	17950-4	17450-4	300	Q	17950-Q	17450-Q	300	2	17250-2	300	
5	17950-5	17450-5	300	R	17950-R	17450-R	300	+	17250-PLS	300	
6	17950-6	17450-6	300	S	17950-S	17450-S	300		17250-	300	
7	17950-7	17450-7	300	T	17950-T	17450-T	300	3	17350-3	300	
8	17950-8	17450-8	300	U	17950-U	17450-U	300		17350-	300	
9	17950-9	17450-9	300	V	17950-V	17450-V	300	5	17550-5	300	
A	17950-A	17450-A	300	W	17950-W	17450-W	300		17550-	300	
B	17950-B	17450-B	300	X	17950-X	17450-X	300	6	17650-6	300	
C	17950-C	17450-C	300	Y	17950-Y	17450-Y	300	-	17650-MNS	300	
D	17950-D	17450-D	300	Z	17950-Z	17450-Z	300		17650-	300	
E	17950-E	17450-E	300		17950-	17450-	300	7	17750-7	300	
F	17950-F	17450-F	300	+	17950-PLS	17450-PLS	300		17750-	300	
G	17950-G	17450-G	300	-	17950-MNS	17450-MNS	300	8	17850-8	300	
H	17950-H	17450-H	300	~	17950-AC	17450-AC	300		17850-	300	
I	17950-I	17450-I	300	/	17950-STK	17450-STK	300	RETROFIT? INDISPENSABLE!			
J	17950-J	17450-J	300	.	17950-DOT	17450-DOT	300				
K	17950-K	17450-K	300	⊥	17950-GND	17450-GND	300				
L	17950-L	17450-L	300	:	17950-CLN	17450-CLN	300				



### Snap on cable markers

*alphanumeric*

Loose cable markers, particularly recommended for identifying the connecting cables of IT networks.

**Material:** POM – Acetylic Resin dimensionally stable to **+106°C (+222°F)**, nondegradable and nondeformable to **-40°C (-40°F)**, Halogen Free.

Resistant to Oil, Grease, Chemical and Atmospheric Agents, Detergents, Oxalic Acids, Alkaline Solutions and Organic and Inorganic Chemical Substances. High elasticity combined with high rigidity, for optimal grip on the conductor.

**Cable ext. Ø range 5,8 ÷ 8,5 mm (0.22 ÷ 0.33 in.)**

**C.s.a range 10 ÷ 16 mm<sup>2</sup> (7 ÷ 5 AWG)**

# SM-15



Printed	Type		Quantity	Printed	Type		Quantity	Printed	Type		Quantity
	white	yellow			white	yellow			white	yellow	
0	17960-0	17460-0	50	M	17960-M	17460-M	50	0	17060-0	50	
1	17960-1	17460-1	50	N	17960-N	17460-N	50		17060-	50	
2	17960-2	17460-2	50	O	17960-O	17460-O	50	1	17160-1	50	
3	17960-3	17460-3	50	P	17960-P	17460-P	50		17160-	50	
4	17960-4	17460-4	50	Q	17960-Q	17460-Q	50	2	17260-2	50	
5	17960-5	17460-5	50	R	17960-R	17460-R	50		17260-	50	
6	17960-6	17460-6	50	S	17960-S	17460-S	50	3	17360-3	50	
7	17960-7	17460-7	50	T	17960-T	17460-T	50		17360-	50	
8	17960-8	17460-8	50	U	17960-U	17460-U	50	5	17560-5	50	
9	17960-9	17460-9	50	V	17960-V	17460-V	50		17560-	50	
A	17960-A	17460-A	50	W	17960-W	17460-W	50	6	17660-6	50	
B	17960-B	17460-B	50	X	17960-X	17460-X	50		17660-	50	
C	17960-C	17460-C	50	Y	17960-Y	17460-Y	50	7	17760-7	50	
D	17960-D	17460-D	50	Z	17960-Z	17460-Z	50		17760-	50	
E	17960-E	17460-E	50		17960-	17460-	50	8	17860-8	50	
F	17960-F	17460-F	50	+	17960-PLS	17460-PLS	50		17860-	50	
G	17960-G	17460-G	50	-	17960-MNS	17460-MNS	50				
H	17960-H	17460-H	50	~	17960-AC	17460-AC	50				
I	17960-I	17460-I	50	/	17960-STK	17460-STK	50				
J	17960-J	17460-J	50	.	17960-DOT	17460-DOT	50				
K	17960-K	17460-K	50	⊥	17960-GND	17460-GND	50				
L	17960-L	17460-L	50	:	17960-CLN	17460-CLN	50				

RETROFIT? INDISPENSABLE!

Directly on cable



applicator STM-15 990103 ..... page 102

# SM-17



## MANUAL SYSTEM

### Snap on cable markers

alphanumeric

Loose cable markers.

**Material:** POM – Acetylic Resin dimensionally stable to **+106°C (+222°F)**, nondegradable and nondeformable to **-40°C (-40°F)**, Halogen Free.

Resistant to Oil, Grease, Chemical and Atmospheric Agents, Detergents, Oxalic Acids, Alkaline Solutions and Organic and Inorganic Chemical Substances. High elasticity combined with high rigidity, for optimal grip on the conductor.

**Cable ext. Ø range 8,5 ÷ 11,5 mm (0.33 ÷ 0.45 in.)**

**C.s.a range 25 ÷ 35 mm<sup>2</sup> (3 ÷ 2 AWG)**



Printed	Type		Quantity	Printed	Type		Quantity	Printed	Type		Quantity
	white	yellow			white	yellow			white	yellow	
0	17970-0	17470-0	50	M	17970-M	17470-M	50	0	17070-0	50	
1	17970-1	17470-1	50	N	17970-N	17470-N	50		17070-	50	
2	17970-2	17470-2	50	O	17970-O	17470-O	50	1	17170-1	50	
3	17970-3	17470-3	50	P	17970-P	17470-P	50		17170-	50	
4	17970-4	17470-4	50	Q	17970-Q	17470-Q	50	2	17270-2	50	
5	17970-5	17470-5	50	R	17970-R	17470-R	50		17270-	50	
6	17970-6	17470-6	50	S	17970-S	17470-S	50	3	17370-3	50	
7	17970-7	17470-7	50	T	17970-T	17470-T	50		17370-	50	
8	17970-8	17470-8	50	U	17970-U	17470-U	50	5	17570-5	50	
9	17970-9	17470-9	50	V	17970-V	17470-V	50		17570-	50	
A	17970-A	17470-A	50	W	17970-W	17470-W	50	6	17670-6	50	
B	17970-B	17470-B	50	X	17970-X	17470-X	50		17670-	50	
C	17970-C	17470-C	50	Y	17970-Y	17470-Y	50	7	17770-7	50	
D	17970-D	17470-D	50	Z	17970-Z	17470-Z	50		17770-	50	
E	17970-E	17470-E	50		17970-	17470-	50	8	17870-8	50	
F	17970-F	17470-F	50	+	17970-PLS	17470-PLS	50		17870-	50	
G	17970-G	17470-G	50	-	17970-MNS	17470-MNS	50				
H	17970-H	17470-H	50	~	17970-AC	17470-AC	50				
I	17970-I	17470-I	50	/	17970-STK	17470-STK	50				
J	17970-J	17470-J	50	.	17970-DOT	17470-DOT	50				
K	17970-K	17470-K	50	⊥	17970-GND	17470-GND	50				
L	17970-L	17470-L	50	:	17970-CLN	17470-CLN	50				

RETROFIT? INDISPENSABLE!



Directly on cable

applicator STM-17 990104.....page 102

## Snap on cable markers

alphanumeric

Loose cable markers.

**Material:** POM – Acetylic Resin dimensionally stable to **+106°C (+222°F)**, nondegradable and nondeformable to **-40°C (-40°F)**, Halogen Free.

Resistant to Oil, Grease, Chemical and Atmospheric Agents, Detergents, Oxalic Acids, Alkaline Solutions and Organic and Inorganic Chemical Substances. High elasticity combined with high rigidity, for optimal grip on the conductor.

**Cable ext. Ø range 11 ÷ 15 mm (0.43 ÷ 0.59 in.)**

**C.s.a range 35 ÷ 70 mm<sup>2</sup> (2 ÷ 2/0 AWG)**

SM-21



Printed	Type		Quantity	Printed	Type		Quantity	Printed	Type		Quantity
	white	yellow			white	yellow			white	yellow	
0	17980-0	17480-0	50	F	17980-F	17480-F	50	U	17980-U	17480-U	50
1	17980-1	17480-1	50	G	17980-G	17480-G	50	V	17980-V	17480-V	50
2	17980-2	17480-2	50	H	17980-H	17480-H	50	W	17980-W	17480-W	50
3	17980-3	17480-3	50	I	17980-I	17480-I	50	X	17980-X	17480-X	50
4	17980-4	17480-4	50	J	17980-J	17480-J	50	Y	17980-Y	17480-Y	50
5	17980-5	17480-5	50	K	17980-K	17480-K	50	Z	17980-Z	17480-Z	50
6	17980-6	17480-6	50	L	17980-L	17480-L	50		17980-	17480-	50
7	17980-7	17480-7	50	M	17980-M	17480-M	50	+	17980-PLS	17480-PLS	50
8	17980-8	17480-8	50	N	17980-N	17480-N	50	-	17980-MNS	17480-MNS	50
9	17980-9	17480-9	50	O	17980-O	17480-O	50	~	17980-AC	17480-AC	50
A	17980-A	17480-A	50	P	17980-P	17480-P	50	/	17980-STK	17480-STK	50
B	17980-B	17480-B	50	Q	17980-Q	17480-Q	50	.	17980-DOT	17480-DOT	50
C	17980-C	17480-C	50	R	17980-R	17480-R	50	⊥	17980-GND	17480-GND	50
D	17980-D	17480-D	50	S	17980-S	17480-S	50	:	17980-CLN	17480-CLN	50
E	17980-E	17480-E	50	T	17980-T	17480-T	50				

RETROFIT? INDISPENSABLE!

Directly on cable



applicator STM-21 990105 .....page 102

# SM-24



## MANUAL SYSTEM

### Snap on cable markers

alphanumeric

Loose cable markers.

**Material:** POM – Acetylic Resin dimensionally stable to **+106°C (+222°F)**, nondegradable and nondeformable to **-40°C (-40°F)**, Halogen Free.

Resistant to oil, Grease, Chemical and Atmospheric Agents, Detergents, Oxalic Acids, Alkaline Solutions and Organic and Inorganic Chemical Substances. High elasticity combined with high rigidity, for optimal grip on the conductor.

**Cable ext. Ø range 15 ÷ 19 mm (0.59 ÷ 0.74 in.)**

**C.s.a range 70 ÷ 120 mm<sup>2</sup> (2/0 ÷ 4/0 AWG)**



Printed	Type		Quantity	Printed	Type		Quantity	Printed	Type		Quantity
	white	yellow			white	yellow			white	yellow	
0	17990-0	17490-0	50	F	17990-F	17490-F	50	U	17990-U	17490-U	50
1	17990-1	17490-1	50	G	17990-G	17490-G	50	V	17990-V	17490-V	50
2	17990-2	17490-2	50	H	17990-H	17490-H	50	W	17990-W	17490-W	50
3	17990-3	17490-3	50	I	17990-I	17490-I	50	X	17990-X	17490-X	50
4	17990-4	17490-4	50	J	17990-J	17490-J	50	Y	17990-Y	17490-Y	50
5	17990-5	17490-5	50	K	17990-K	17490-K	50	Z	17990-Z	17490-Z	50
6	17990-6	17490-6	50	L	17990-L	17490-L	50		17990-	17490-	50
7	17990-7	17490-7	50	M	17990-M	17490-M	50	+	17990-PLS	17490-PLS	50
8	17990-8	17490-8	50	N	17990-N	17490-N	50	-	17990-MNS	17490-MNS	50
9	17990-9	17490-9	50	O	17990-O	17490-O	50	~	17990-AC	17490-AC	50
A	17990-A	17490-A	50	P	17990-P	17490-P	50	/	17990-STK	17490-STK	50
B	17990-B	17490-B	50	Q	17990-Q	17490-Q	50	.	17990-DOT	17490-DOT	50
C	17990-C	17490-C	50	R	17990-R	17490-R	50	⊥	17990-GND	17490-GND	50
D	17990-D	17490-D	50	S	17990-S	17490-S	50	:	17990-CLN	17490-CLN	50
E	17990-E	17490-E	50	T	17990-T	17490-T	50				

RETROFIT? INDISPENSABLE!



### Applicators

for loose cable markers

Family	Type	For snap	Quantity
STM-15	990103	SM-15	1
STM-17	990104	SM-17	1
STM-21	990105	SM-21	1
STM-24	990106	SM-24	1



Directly on cable

applicator STM-24 990106.....page 102



## Marking system accessories

Choose from the following accessories to complete, enhance or protect the printed media.

- *transparent holders for cable tags,*
- *push button legend bases to fit the leading brands,*
- *cable ties,*
- *legend mounting rail,*
- *marker plate and legend strip covers*

### TRANSPARENT HOLDERS FOR CABLE TAGS

Holders are pushed directly on to smaller diameter cables, tubing and pipe or fixed with cable ties to larger diameters.

Self adhesive versions may be affixed directly to equipment.

Some types and sizes are available in Halogen Free material.

### CABLE TIES

Tie on cable markers, holders and dog tags are firmly fixed, with Cembre G range cable ties, to larger diameter cables & pipes and diverse valves, tappings, etc.

### PUSH BUTTON & LEGEND BASES

Designed to fit all major brands, quick-fitting Cembre push button bases with printed legends, both enhance aesthetic qualities and allow transparent covers to be used to increase environmental protection.

### MARKER PLATE COVERS


Transparent Polycarbonate covers with pre-drilled fixing holes add extra protection to printed panel plates in aggressive environments.

### LEGEND MOUNTING RAIL AND COVERS

9 mm and 15 mm high legends are easily and quickly slotted in to rails for the identification of banks of product.

Rails may be cut and either drilled or stuck to suitable surfaces while optional transparent covers increase environmental protection where appropriate.

# ACCESSORIES



# PMF

## ACCESSORIES

### Transparent tag holders 4 mm


for serieFLAT cable tags 4 mm





PMF holders are specifically designed to accommodate pairs of appropriately sized cables.




**Material:** plasticised PVC, self extinguishing to class V0: UL 94, free of Cadmium, Lead, Silicon and Teflon.  
Resistant to Alkali, Alcohol, Acid and many Solvents.




**Operating temperature range:** -40°C (-40°F) to +80°C (+176°F)



	Cable ext.Ø range mm	Cable c.s.a range mm <sup>2</sup>	Family	Length mm	Type	Quantity
	1,3 ÷ 2,2	0,25 ÷ 0,5	PMF-00	10	90000	8.000
				12	90010	7.000
				15	90020	6.000
				20	90040	4.000
				30	90070	2.000
				40	90090	2.500
	2 ÷ 3,7	0,5 ÷ 2,5	PMF-01	10	90100	6.000
				12	90110	5.000
				15	90120	4.000
				20	90140	3.000
				30	90170	2.000
				40	90190	1.000
	3,4 ÷ 4,3	2,5 ÷ 4	PMF-02	1.000	90180	25
				10	90200	4.000
				12	90210	4.000
				15	90220	3.000
				20	90240	2.000
				30	90270	1.000
	4 ÷ 6,3	4 ÷ 10	PMF-03	40	90290	1.000
				10	90300	3.000
				12	90310	2.000
				15	90320	2.000
				20	90340	1.000
				30	90370	1.000
				40	90390	1.000

# PMF



	Cable ext.Ø range mm	Cable c.s.a range mm <sup>2</sup>	Family	Length mm	Type	Quantity
	6 ÷ 10	10 ÷ 25	PMF-04	10	<b>90400</b>	2.000
				12	<b>90410</b>	1.000
				15	<b>90420</b>	1.000
				20	<b>90440</b>	500
				30	<b>90470</b>	500
				40	<b>90490</b>	500
	9 ÷ 15	25 ÷ 70	PMF-05	10	<b>90500</b>	500
				12	<b>90510</b>	500
				15	<b>90520</b>	250
				20	<b>90540</b>	250
				30	<b>90570</b>	150
				40	<b>90590</b>	100
	14 ÷ 26	70 ÷ 240	PMF-06	10	<b>90600</b>	500
				12	<b>90610</b>	250
				15	<b>90620</b>	250
				20	<b>90640</b>	100
				30	<b>90670</b>	100
				40	<b>90690</b>	100

cable tags, 4 mm MG-TPMF.....	page 12
cable tags, 4 mm TPM-ROLL.....	page 56



It is advisable to select the holder size based on the actual external diameter of the cable rather than its indicative c.s.a, due to variations in insulation thickness and conductor format.

Consult us for holders in other lengths.

**Use holders only with designated cable tags of the same length.**

# PMF-HF



## ACCESSORIES


### Transparent tag holders - Halogen Free





for serieFLAT cable tags 4 mm

PMF holders are specifically designed to accommodate pairs of appropriately sized cables.

**Material:** Copolymer EVA, self extinguishing to class HB: UL 94 Halogen Free

**Operating temperature range:** -40°C (-40°F) to +80°C (+176°F)



	Cable ext.Ø range mm	Cable c.s.a range mm <sup>2</sup>	Family	Length mm	Type	Quantity
	1,3 ÷ 2,2	0,25 ÷ 0,5	PMF-00-HF	10	90000-HF	8.000
				12	90010-HF	7.000
				15	90020-HF	6.000
				20	90040-HF	4.000
	2 ÷ 3,7	0,5 ÷ 2,5	PMF-01-HF	10	90100-HF	6.000
				12	90110-HF	5.000
				15	90120-HF	4.000
				20	90140-HF	3.000
				30	90170-HF	2.000
	3,4 ÷ 4,3	2,5 ÷ 4	PMF-02-HF	10	90200-HF	4.000
				12	90210-HF	4.000
				15	90220-HF	3.000
				20	90240-HF	2.000
	4 ÷ 6,3	4 ÷ 10	PMF-03-HF	30	90270-HF	1.000
				10	90300-HF	3.000
				12	90310-HF	2.000
				15	90320-HF	2.000
				23	90340-HF	1.000
				30	90370-HF	1.000

It is advisable to select the holder size based on the actual external diameter of the cable rather than its indicative c.s.a, due to variations in insulation thickness and conductor format.

Consult us for holders in other lengths.

**Use holders only with designated cable tags of the same length.**



cable tags, 4 mm MG-TPMF.....	page 12
cable tags, 4 mm TPM-ROLL.....	page 56

## Transparent tag holders 4 mm



for cable tags 4 mm



PM holders are profiled to allow each type to accommodate a range of cable sizes.

**Material:** plasticised PVC, self extinguishing to class V0: UL 94, free of Cadmium, Lead, Silicon and Teflon. Resistant to Alkali, Alcohol, Acid and many Solvents.

**Operating temperature range:** -40°C (-40°F) to +80°C (+176°F)

PM




	Cable ext.Ø range mm	Cable c.s.a range mm <sup>2</sup>	Family	Lenght mm	Type	Quantity
	1,3 ÷ 2,2	0,25 ÷ 0,5	PM-00	10	50000	8.000
				10	50002	2.000
				12	50010	7.000
				12	50012	2.000
				15	50020	6.000
				15	50022	2.000
				18	50032	1.000
				21	50042	1.000
				23	50052	1.000
				27	50062	1.000
				30	50072	500
				1.000	50080	10
					2 ÷ 3,7	0,5 ÷ 2,5
10	50102	2.000				
12	50110	5.000				
12	50112	1.000				
15	50120	4.000				
15	50122	1.000				
18	50130	3.000				
21	50140	3.000				
23	50150	2.000				
27	50160	2.000				
30	50170	1.000				
1.000	50180	10				




# PM


## ACCESSORIES



### Transparent tag holders 4 mm

for cable tags 4 mm



Cable ext. Ø range mm	Cable c.s.a range mm <sup>2</sup>	Family	Length mm	Type	Quantity
 3,4 ÷ 4,3	2,5 ÷ 4	PM-02	10	50200	4.000
			10	50202	1.000
			12	50210	4.000
			12	50212	1.000
			15	50220	3.000
			15	50222	1.000
			18	50230	2.000
			21	50240	2.000
			23	50250	2.000
			27	50260	1.000
			30	50270	1.000
			1.000	50280	10
			 4 ÷ 6,3	4 ÷ 10	PM-03
10	50302	1.000			
12	50310	2.000			
12	50312	500			
15	50320	2.000			
15	50322	500			
18	50330	1.000			
21	50340	1.000			
23	50350	1.000			
27	50360	1.000			
30	50370	500			
1.000	50380	10			
 6 ÷ 10	10 ÷ 25	PM-04			
			10	50402	500
			12	50410	1.000
			12	50411	500
			15	50420	1.000
			15	50421	500
			18	50430	1.000
			21	50440	500
			23	50450	500
			27	50460	500
			30	50470	500
			1.000	50480	10



	Cable ext. Ø range mm	Cable c.s.a range mm <sup>2</sup>	Family	Length mm	Type	Quantity
	9 ÷ 15	25 ÷ 70	PM-05	10	50500	500
				12	50510	500
				15	50521	250
				18	50530	250
				21	50540	250
				23	50550	250
				27	50560	250
				30	50570	250
				1.000	50580	10
	14 ÷ 26	70 ÷ 240	PM-06	10	50600	500
				12	50610	250
				15	50620	250
				18	50630	250
				21	50640	100
				23	50650	100
				27	50660	100
				30	50670	100
				1.000	50680	10

cable tags, 4 mm MG-TPM.....	page 13
markers PMP-30.....	page 78



It is advisable to select the holder size based on the actual external diameter of the cable rather than its indicative c.s.a, due to variations in insulation thickness and conductor format.

Consult us for holders in other lengths.

**Use holders only with designated cable tags of the same length.**

# PM-HF



## ACCESSORIES

### Transparent tag holders - Halogen Free


for cable tags 4 mm





PMF holders are specifically designed to accommodate pairs of appropriately sized cables.

**Material:** Copolymer EVA, self extinguishing to class HB: UL 94

Halogen Free

**Operating temperature range:** -40°C (-40°F) to +80°C (+176°F)



	Cable ext. Ø range mm	Cable c.s.a range mm <sup>2</sup>	Family	Length mm	Type	Quantity
	1,3 ÷ 2,2	0,25 ÷ 0,5	PM-00-HF	10	50002-HF	2.000
				12	50012-HF	2.000
				15	50022-HF	2.000
	2 ÷ 3,7	0,5 ÷ 2,5	PM-01-HF	10	50102-HF	2.000
				12	50112-HF	1.000
				15	50122-HF	1.000
	3,4 ÷ 4,3	2,5 ÷ 4	PM-02-HF	10	50202-HF	1.000
				12	50212-HF	1.000
				15	50222-HF	1.000
	4 ÷ 6,3	4 ÷ 10	PM-03-HF	10	50302-HF	1.000
				12	50312-HF	500
				15	50322-HF	500
				23	50350-HF	1.000
				30	50370-HF	500

It is advisable to select the holder size based on the actual external diameter of the cable rather than its indicative c.s.a, due to variations in insulation thickness and conductor format.

Consult us for holders in other lengths.

**Use holders only with designated cable tags of the same length.**



cable tags, 4 mm MG-TPM .....	page 13
markers PMP-30 .....	page 78



## Transparent tag holders - Light


for cable tags 4 mm



PM-L holders are thinner than PM versions and specifically designed to accommodate pairs of appropriately sized cables.

**Material:** plasticised PVC, self extinguishing to class VO: UL 94, free of Cadmium, Lead, Silicon and Teflon. Resistant to Alkali, Alcohol, Acid and many Solvents.

**Operating temperature range:** -40°C (-40°F) to +80°C (+176°F)

PM-L



	Cable ext. Ø range mm	Single cable c.s.a range mm <sup>2</sup>	Double cable c.s.a range mm <sup>2</sup>	Family	Length mm	Type	Quantity
	2,1 ÷ 3,5	0,5 ÷ 2,5	0,25 ÷ 0,75	PM-01L	10	10100	6.000
					12	10110	5.000
					15	10120	4.000
					18	10130	3.000
					21	10140	3.000
					23	10150	2.000
					27	10160	2.000
					30	10170	1.000
					40	10190	1.000
					1.000	10180	10
	2,6 ÷ 4,2	1 ÷ 4	0,5 ÷ 1	PM-02L	10	10200	4.000
					12	10210	4.000
					15	10220	3.000
					18	10230	2.000
					21	10240	2.000
					23	10250	2.000
					27	10260	1.000
					30	10270	1.000
					1.000	10280	10

cable tags, 4 mm MG-TPM ..... page 13  
 markers PMP-30 ..... page 78



It is advisable to select the holder size based on the actual external diameter of the cable rather than its indicative c.s.a, due to variations in insulation thickness and conductor format.

Consult us for holders in other lengths.

**Use holders only with designated cable tags of the same length.**

# PMF-AC



## ACCESSORIES


### Self adhesive transparent flat tag holders

for serie flat cable tags 4 mm

Self adhesive tag holders for surface mounting.

**Material:** plasticised PVC, self extinguishing to class V0: UL 94, free of Cadmium, Lead, Silicon and Teflon. Resistant to Alkali, Alcohol, Acid and many Solvents.

**Operating temperature range:** -40°C (-40°F) to +80°C (+176°F)



	Length mm	Type	Quantity
	10	66000N	5.000
	12	66010N	4.000
	15	66020N	4.000
	20	66040N	4.000
	30	66070N	2.000
	40	66090N	1.000

It is advisable to select the holder size based on the actual external diameter of the cable rather than its indicative c.s.a, due to variations in insulation thickness and conductor format.

Consult us for holders in other lengths.

**Use holders only with designated cable tags of the same length.**



flat cable tags, 4 mm MG-TPMF .....	page 12
flat cable tags, 4 mm TPM-ROLL .....	page 56

### Transparent flat tag holders tie-on


for serie flat cable tags 4 mm

Tie on (tie width max 6 mm) for longitudinal mounting on cables, hoses, tubes and conduit.

**Material:** plasticised PVC, self extinguishing to class V0: UL 94, free of Cadmium, Lead, Silicon and Teflon. Resistant to Alkali, Alcohol, Acid and many Solvents.

**Operating temperature range:** -40°C (-40°F) to +80°C (+176°F)

PMF-ET



	Lenght mm	Type	Tie: N° x width mm	Quantity
	15	63020	1 x 6 mm	2.000
	20	63040	1 x 6 mm	1.000
	30	63070	1 x 6 mm	1.000
	40	63090	2 x 6 mm	500

flat cable tags, 4 mm MG-TPMF ..... page 12  
 flat cable tags, 4 mm TPM-ROLL ..... page 56  
 cable ties ..... page 120



It is advisable to select the holder size based on the actual external diameter of the cable rather than its indicative c.s.a, due to variations in insulation thickness and conductor format.

Consult us for holders in other lengths.

**Use holders only with designated cable tags of the same length.**

# PM-AC



## ACCESSORIES


### Self adhesive transparent tag holders

for cable tags 4 mm

Self adhesive tag holders for surface mounting.

**Material:** plasticised PVC, self extinguishing to class V0: UL 94, free of Cadmium, Lead, Silicon and Teflon. Resistant to Alkali, Alcohol, Acid and many Solvents.

**Operating temperature range:** -40°C (-40°F) to +80°C (+176°F)




Length mm	Type	Quantity
10	5100N	5.000
12	5101N	4.000
15	5102N	4.000
18	5103N	3.000
21	5104N	2.000
23	5105N	2.000
27	5106N	2.000
30	5107N	2.000
1.000	5108N	10



It is advisable to select the holder size based on the actual external diameter of the cable rather than its indicative c.s.a, due to variations in insulation thickness and conductor format.

Consult us for holders in other lengths.

**Use holders only with designated cable tags of the same length.**



cable tags, 4 mm MG-TPM ..... page 13

## Transparent tag holders tie-on


for cable tags 4 mm

Tie on (tie width max 6 mm) for longitudinal mounting on cables, hoses, tubes and conduit.

**Material:** plasticised PVC, self extinguishing to class V0: UL 94, free of Cadmium, Lead, Silicon and Teflon. Resistant to Alkali, Alcohol, Acid and many Solvents.

**Operating temperature range:** -40°C (-40°F) to +80°C (+176°F)

PM-ET



Lenght mm	Type	Tie: N° x width mm	Quantity
12	53010	1 x 6 mm	2.000
15	53020	1 x 6 mm	2.000
18	53030	1 x 6 mm	1.000
21	53040	1 x 6 mm	1.000
23	53050	1 x 6 mm	1.000
27	53060	1 x 6 mm	1.000
30	53070	1 x 6 mm	1.000
40	53090	2 x 6 mm	500



cable tags, 4 mm MG-TPM .....page 13  
 cable ties .....page 120



It is advisable to select the holder size based on the actual external diameter of the cable rather than its indicative c.s.a, due to variations in insulation thickness and conductor format.

Consult us for holders in other lengths.

**Use holders only with designated cable tags of the same length.**

# PM-DT



## ACCESSORIES


### Transparent tag holders tie-on

for cable tags 4 mm

Tie on (tie width max 6 mm) for longitudinal mounting on cables, hoses, tubes and conduit.

**Material:** plasticised PVC, self extinguishing to class VO: UL 94, free of Cadmium, Lead, Silicon and Teflon. Resistant to Alkali, Alcohol, Acid and many Solvents.

Operating temperature range: -40°C (-40°F) to +80°C (+176°F)



	Length mm	Type	Max width cable tie mm	Quantity
	10	55000	4,8	7.000
	12	55010		6.000
	15	55020		5.000
	18	55030		3.000
	21	55040		3.000
	23	55050		3.000
	27	55060		2.000
	30	55070		2.000
	1000	55080		10

It is advisable to select the holder size based on the actual external diameter of the cable rather than its indicative c.s.a, due to variations in insulation thickness and conductor format.

Consult us for holders in other lengths.

**Use holders only with designated cable tags of the same length.**



cable tags, 4 mm MG-TPM .....	page 13
cable ties .....	page 120

## Self adhesive transparent legend holders 9 & 15 mm



for cable tags 9 & 15 mm

Self adhesive for surface mounting of 9 & 15 mm legends.

**Material:** plasticised PVC, self extinguishing to class V0: UL 94, free of Cadmium, Lead, Silicon and Teflon. Resistant to Alkali, Alcohol, Acid and many Solvents.

**Operating temperature range:** -40°C (-40°F) to +80°C (+176°F)

# PMT-AC



	Length mm	Type	For tags mm	Quantity
	20	59042N	9	500
	35	59050N	9	500
	1.000	59070N	9	10
	17	59002N	15	500
	27	59010N	15	1.000
	49	59020N	15	500
	67	59030N	15	250
	1.000	59060N	15	10

cable tags, 15 mm MG-TAP.....	page 23
cable tags, 9 mm MG-TAPW.....	page 27



It is advisable to select the holder size based on the actual external diameter of the cable rather than its indicative c.s.a, due to variations in insulation thickness and conductor format.

Consult us for holders in other lengths.

**Use holders only with designated cable tags of the same length.**

# PMT-ET



## ACCESSORIES


### Transparent legend holders tie-on 9 & 15 mm

for cable tags 9 & 15 mm

Tie on (tie width max 6 mm) for longitudinal mounting on cables, hoses, tubes and conduit.

**Material:** plasticised PVC, self extinguishing to class V0: UL 94, free of Cadmium, Lead, Silicon and Teflon. Resistant to Alkali, Alcohol, Acid and many Solvents.

**Operating temperature range:** -40°C (-40°F) to +80°C (+176°F)



	Family	Length mm	Type	For tags mm	Tie: N° x width mm	Quantity
	PMT-CT	40	54015	9	2 x 4,8 mm	500
		55	54013	9	2 x 4,8 mm	500
		90	54014	9	2 x 4,8 mm	250
	PMT-ET	20	54040	9	1 x 6 mm	1.000
		35	54050	9	2 x 6 mm	500
		17	54000	15	1 x 6 mm	500
		27	54010	15	1 x 6 mm	500
		49	54020	15	2 x 6 mm	250
		67	54030	15	2 x 6 mm	250

It is advisable to select the holder size based on the actual external diameter of the cable rather than its indicative c.s.a, due to variations in insulation thickness and conductor format.

Consult us for holders in other lengths.

**Use holders only with designated cable tags of the same length.**



cable tags, 15 mm MG-TAP.....	page 23
cable tags, 9 mm MG-TAPW.....	page 27
cable ties.....	page 120



**Transparent legend holders tie-on 9 & 15 mm**


for cable tags 9 & 15 mm



Tie on for longitudinal mounting on cables, hoses, tubes and conduit.

**Material:** plasticised PVC, self extinguishing to class V0: UL 94, free of Cadmium, Lead, Silicon and Teflon. Resistant to Alkali, Alcohol, Acid and many Solvents.

**Operating temperature range:** -40°C (-40°F) to +80°C (+176°F)

PMT-DT



	Length mm	Type	For tags mm	Max width cable tie mm	Quantity
	20	<b>60042</b>	9	9	500
	35	<b>60050</b>			1.000
	1.000	<b>60070</b>			10
	17	<b>60002</b>	15	12,6	500
	27	<b>60012</b>			500
	49	<b>60020</b>			250
	67	<b>60030</b>			500
	1.000	<b>60060</b>			10

cable tags, 15 mm MG-TAP.....	page 23
cable tags, 9 mm MG-TAPW.....	page 27
cable ties.....	page 120




It is advisable to select the holder size based on the actual external diameter of the cable rather than its indicative c.s.a, due to variations in insulation thickness and conductor format.

Consult us for holders in other lengths.

**Use holders only with designated cable tags of the same length.**

# Serie G



## ACCESSORIES

### Polyamide PA6.6 Cable ties

Ideal for securing tie-on tags, labels and holders to electrical wiring, pipes and conduit. Black ties have a higher UV resistance due to increased Carbon black loading. G series ties offer rapid installation due to the low friction coefficient of the material and have an angled tongue to facilitate easy introduction into the buckle. Rounded corners for increased safety.

**Material:** PA6.6 Polyamide, self extinguishing to class V2: UL 94


**Humidity absorption:** 2.5% (at 50% relative humidity)

Resistant to Oils, Bases, Greases, Oil products, chlorinated Solvents.

**Operating temperature range:**

-40°C (-40°F) to +85°C (+185°F) (continuous)


-40°C (-40°F) to +120°C (+248°F) (short periods)



Length mm	Height mm	Type		Ø max. bundle mm	Min. loop tensile strength kg	Minimum order pcs.	Quantity
		natural	black				
80	2,4	G80X2.4	G80X2.4N	15	8	1.000	100
80	2,4	G80X2.4/M	G80X2.4N/M	15	8	1.000	1.000
90	2,4	G90X2.4	G90X2.4N	16	8	1.000	100
100	2,5	G100X2.5	G100X2.5N	22	8	1.000	100
100	2,5	G100X2.5/M	G100X2.5N/M	22	8	1.000	1.000
120	2,5	G120X2.5	G120X2.5N	30	8	1.000	100
140	2,5	G140X2.5	G140X2.5N	33	8	1.000	100
140	2,5	G140X2.5/M	G140X2.5N/M	33	8	1.000	1.000
160	2,5	G160X2.5	G160X2.5N	40	8	1.000	100
160	2,5	G160X2.5/M	G160X2.5N/M	40	8	1.000	1.000
200	2,5	G200X2.5	G200X2.5N	53	8	1.000	100
200	2,5	G200X2.5/M	G200X2.5N/M	53	8	1.000	1.000
250	2,8	G250X2.8	G250X2.8N	65	14	1.000	100
300	2,8	G300X2.8	G300X2.8N	76	14	1.000	100
120	3,6	G120X3.6	G120X3.6N	30	18	1.000	100
140	3,6	G140X3.6	G140X3.6N	33	18	1.000	100
140	3,6	G140X3.6/M	G140X3.6N/M	33	18	1.000	1.000
150	3,6	G150X3.6	G150X3.6N	35	18	1.000	100
180	3,6	G180X3.6	G180X3.6N	44	18	1.000	100
200	3,6	G200X3.6	G200X3.6N	53	18	1.000	100
200	3,6	G200X3.6/M	G200X3.6N/M	53	18	1.000	1.000
250	3,6	G250X3.6	G250X3.6N	65	18	1.000	100
300	3,6	G300X3.6	G300X3.6N	76	18	1.000	100
300	3,6	G300X3.6/M	G300X3.6N/M	76	18	1.000	1.000
370	3,6	G370X3.6	G370X3.6N	102	18	1.000	100
120	4,8	G120X4.8	G120X4.8N	24	22	1.000	100
160	4,8	G160X4.8	G160X4.8N	38	22	1.000	100

**Polyamide PA6.6 Cable ties**

# Serie G

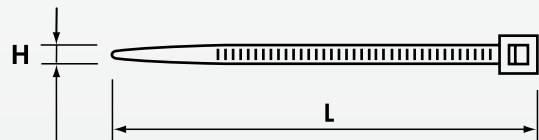


Length mm	Height mm	Type		Ø max. bundle mm	Min. loop tensile strength kg	Minimum order pcs.	Quantity
		natural	black				
190	4,8	G190X4.8	G190X4.8N	46	22	1.000	100
190	4,8	G190X4.8/M	G190X4.8N/M	46	22	1.000	1.000
200	4,8	G200X4.8	G200X4.8N	50	22	1.000	100
200	4,8	G200X4.8/M	G200X4.8N/M	50	22	1.000	1.000
250	4,8	G250X4.8/M	G250X4.8N/M	60	22	1.000	1.000
250	4,8	G250X4.8	G250X4.8N	60	22	100	100
280	4,8	G280X4.8	G280X4.8N	70	22	100	100
300	4,8	G300X4.8	G300X4.8N	76	22	100	100
370	4,8	G370X4.8	G370X4.8N	102	22	100	100
390	4,8	G390X4.8	G390X4.8N	105	22	100	100
430	4,8	G430X4.8	G430X4.8N	110	22	100	100
450	4,8	G450X4.8	G450X4.8N	116	22	100	100
530	4,8	G530X4.8	G530X4.8N	140	22	100	100
150	7,6	G150X7.6	G150X7.6N	33	55	100	100
200	7,6	G200X7.6	G200X7.6N	50	55	100	100
250	7,6	G250X7.6	G250X7.6N	65	55	100	100
300	7,6	G300X7.6	G300X7.6N	76	55	100	100
370	7,6	G370X7.6	G370X7.6N	102	55	100	100
430	7,6	G430X7.6	G430X7.6N	125	55	100	100
530	7,6	G530X7.6	G530X7.6N	140	55	100	100
430	9	G430X9.0	G430X9.0N	110	80	100	100
530	9	G530X9.0	G530X9.0N	140	80	100	100
710	9	G710X9.0	G710X9.0N	190	80	100	100
780	9	G780X9.0	G780X9.0N	228	80	100	100
830	9	G830X9.0	G830X9.0N	239	80	100	100
920	9	G920X9.0	G920X9.0N	263	80	100	100
1020	9	G1020X9.0	G1020X9.0N	295	80	100	100
1220	9	G1220X9.0	G1220X9.0N	365	80	100	100
230	12,6	G230X12.6	G230X12.6N	50	115	100	100
380	12,6	G380X12.6	G380X12.6N	106	115	100	100
480	12,6	G480X12.6	G480X12.6N	120	115	100	100
580	12,6	G580X12.6	G580X12.6N	152	115	100	100
730	12,6	G730X12.6	G730X12.6N	204	115	100	100
880	12,6	G880X12.6	G880X12.6N	248	115	100	100
1030	12,6	G1030X12.6	G1030X12.6N	295	115	100	100

ACCESSORIES

*Check max tie width (dimension H) for the tag or holder used*

<i>cable&amp;conduit tags MG-ETF.....</i>	<i>page 16</i>
<i>dog tags MG-DOG.....</i>	<i>page 29</i>
<i>cable&amp;conduit tags ETF-ROLL.....</i>	<i>page 58</i>
<i>cable&amp;conduit tags MS-ETF.....</i>	<i>page 87</i>
<i>transparent flat tag holders, 4 mm.....</i>	<i>page 113</i>
<i>transparent tag holders, 4 mm.....</i>	<i>page 115</i>
<i>transparent legend holders, 15 &amp; 9 mm.....</i>	<i>page 118</i>



# Serie GVO



## ACCESSORIES

### Polyamide PA6.6 Cable ties (V0:UL94)

Ideal for securing tie on tags, labels and holders to electrical wiring, pipes and conduit. Black ties have a higher UV resistance due to increased Carbon black loading. G series ties offer rapid installation due to the low friction coefficient of the material and have an angled tongue to facilitate easy introduction into the buckle. Rounded corners for increased safety.

**Material:** PA6.6 Polyamide, self extinguishing to class V0: UL 94

**Humidity absorption:** 2.5% (at 50% relative humidity)

Resistant to Oils, Bases, Greases, Oil products, chlorinated Solvents.

**Operating temperature range:**

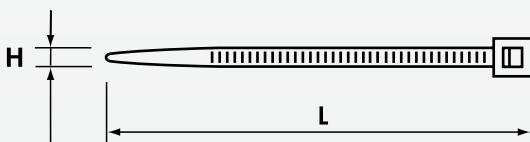
-40°C (-40°F) to +85°C (+185°F) (continuous)

-40°C (-40°F) to +120°C (+248°F) (short periods)

PA6.6 -40°C +85°C

UL94 V0 RoHS COMPLIANT

Length mm	Height mm	Type natural	Ø max. bundle mm	Min. loop tensile strength kg	Minimum order pcs.	Quantity
90	2,4	G90X2.4-V0	16	8	1.000	100
100	2,5	G100X2.5/M-V0	22	8	1.000	1.000
140	2,5	G140X2.5/M-V0	33	8	1.000	1.000
200	2,5	G200X2.5/M-V0	53	8	1.000	1.000
150	3,6	G150X3.6-V0	35	18	1.000	100
200	4,8	G200X4.8/M-V0	50	22	1.000	1.000
370	4,8	G370X4.8-V0	102	22	100	100
430	4,8	G430X4.8-V0	110	22	100	100
710	9	G710X9.0-V0	190	80	100	100



Check max tie width (dimension H) for the tag or holder used

cable&conduit tags MG-ETF.....	page 16
dog tags MG-DOG.....	page 29
cable&conduit tags ETF-ROLL.....	page 58
cable&conduit tags MS-ETF.....	page 87
transparent flat tag holders, 4 mm.....	page 113
transparent tag holders, 4 mm.....	page 115
transparent legend holders, 15 & 9 mm.....	page 118

## Polyamide PA6.6 Cable ties

Ideal for securing tie on tags, labels and holders to electrical wiring, pipes and conduit. Black ties have a higher UV resistance due to increased Carbon black loading. G series ties offer rapid installation due to the low friction coefficient of the material and have an angled tongue to facilitate easy introduction into the buckle. Rounded corners for increased safety. Quick and easy identification of bundled conductors. May also be marked with MG-VYT adhesive PVC film labels.

**Material:** PA6.6 Polyamide, self extinguishing to class V2: UL 94


**Humidity absorption:** 2.5% (at 50% relative humidity) Resistant to Oils, Bases, Greases, Oil products, chlorinated Solvents.

**Operating temperature range:**

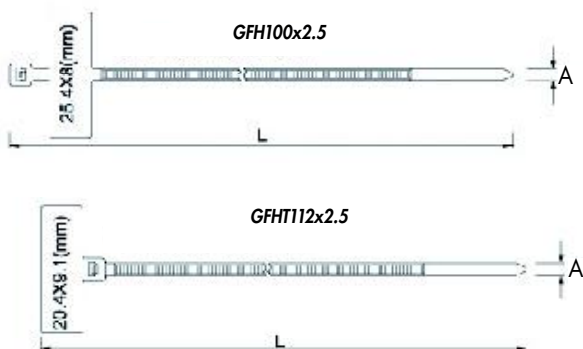
-40°C (-40°F) to +85°C (+185°F) (continuous)

-40°C (-40°F) to +120°C (+248°F) (short periods)

# Serie G FH



Length mm	Height mm	Type natural	Ø max. bundle mm	Min. loop tensile strength kg	Quantity
100	2,5	GFH100X2.5	18	8,1	100
112	2,5	GFHT112X2.5	18	8,1	100




### Installation tools

for Plastic cable ties

Type	Description	Length mm	Weight kg	Cable tie width mm	Quantity
5313022048	automatic cutting	165	0,2	2.2 to 4.8	1
5523036090	manual cutting	195	0,3	4.8 to 9	1



5313022048




5523036090

Check max tie width (dimension H) for the tag or holder used  
Directly on suitable surface



Labels MG-VYT 8x21 & 9x20 mm .....page 32

# Serie GX



## ACCESSORIES

### Stainless Steel INOX AISI 304 cable ties

Unique ball locking mechanism that allows simple and rapid installation and secure locking.

High tensile strength.

Nonflammability.

**Material:** Stainless Steel AISI 304

High resistance to Acetic Acid, Alkalies, Sulphuric Acid, Corrosion, etc. In general very resistant to most hostile environments.

**Operating temperature range:** -80°C (-112°F) to +500°C (+932°F)



Length mm	Height mm	Type	Ø max. bundle mm	Min. loop tensile strength kg	Quantity
200	4,5	GX200X4.5	50	46	100
300	4,5	GX300X4.5	76	46	100
370	4,5	GX370X4.5	102	46	100
520	4,5	GX520X4.5	156	46	100
370	7,9	GX370X7.9	102	114	100
680	7,9	GX680X7.9	207	114	100
1020	7,9	GX1020X7.9	312	114	100



### Installation tool

for Stainless Steel cable ties

Type 5527030079

Width up to 7,9 mm

With cutting device

Weight: 0,56 kg

Length: 180 mm



Check max tie width (dimension H) for the tag or holder used

Aluminium plates GMC-AL ..... page 67  
Stainless Steel tie-on tags SMP ..... page 76

## Push button legend bases

for Ø 22,5mm manual operators

Ø 22.5mm black push button legend bases to fit a wide range of popular brands. Type PTP0 without locators may offer a higher level of ingress protection depending upon installation method.

All types have a hole behind the legend for rivet fixing, while PTP...A types are adhesive backed.

All types suit MG-TAP 15x27 mm legends and can be fitted with a transparent legend cover TAP-CCS 990521 or MG-TAP-CCS 990510

**Material:** Polycarbonate, self extinguishing to class V0: UL 94

**Operating temperature range:**

-40°C (-40°F) to +115°C (+239°F) (continuous)

-40°C (-40°F) to +130°C (+266°F) (short periods)

PTP



	Family	Self-adhesive	rivet fixing	Size mm	Type black	Ø bottom	Size of printed plate and protection mm	Application	Quantity
	PTPS-22		✓	48 x 30	34002	22,5	15 x 27		100
	PTPSA-22	✓		48 x 30	34602	24	15 x 27		100
	PTPS-24		✓	48 x 30	68002	22,5	15 x 27	Schneider Electric	100
	PTPSA-24	✓		48 x 30	68602	22,5	15 x 27	Schneider Electric	100
	PTPO-22		✓	48 x 30	34802	22,5	15 x 27		100
	PTPOA-22	✓		48 x 30	34902	24	15 x 27		100
	PTPR-22		✓	48 x 30	34102	22,5	15 x 27		100
	PTPRA-22	✓		48 x 30	34702	22,5	15 x 27		100



SELF ADHESIVE



RIVET FIXING

legends 15x27 mm MG-TAP ..... page 23  
 covers MG-TAP-CCS ..... page 25  
 cable ties ..... page 120  
 cover TAP-CCS ..... page 127



PL



ACCESSORIES

Legend bases

for general purpose applications

PLR legend bases may be fixed to flat surfaces by rivet or in some sizes, by cable tie to tubes, conduits, etc.


PLA versions are self adhesive. TAP-CCS transparent covers may be fitted to protect the legends.

**Material:** Polycarbonate, self extinguishing to class V0: UL 94

**Operating temperature range:**

-40°C (-40°F) to +115°C (+239°F) (continuous)

-40°C (-40°F) to +130°C (+266°F) (short periods)



Family	self-adhesive	rivet fixing	Size mm	Type black	Hole spacing mm	For MG-TAP size mm	Quantity
PLR		✓	17 x 20	34202		15 x 17	100
		✓	17 x 30	34302		15 x 27	100
		✓	17 x 52	34402	41	15 x 49	100
		✓	17 x 70	34502	51	15 x 67	100
PLA	✓		17 x 20	35002N		15 x 17	100
	✓		17 x 30	35102N		15 x 27	100
	✓		17 x 52	35202N	41	15 x 49	100
	✓		17 x 70	35302N	51	15 x 67	100



SELF ADHESIVE



RIVET FIXING



<i>i</i>	legends, 15 mm MG-TAP .....	page 23
	covers MG-TAP-CCS.....	page 25
	cable ties .....	page 120
	covers TAP-CCS.....	page 127



**Transparent covers**

For fitting over MG-TAP legends in bases PL and PTP to optimise protection and improve life expectancy.

**Material:** Polycarbonate, self extinguishing to class V0: UL 94

**Operating temperature range:**

-40°C (-40°F) to +115°C (+239°F) (continuous)

-40°C (-40°F) to +130°C (+266°F) (short periods)

TAP-CCS



PC
-40°C
+115°C
UL94 V0
RoHS COMPLIANT



Size mm	Type	Quantity
15 x 17	990520	540
15 x 27	990521	360
15 x 49	990522	180
15 x 67	990523	90



*push button legend bases PTP* ..... page 125  
*legend bases PL* ..... page 126  
*legends rails RT* ..... page 128



# RT-TAP



## ACCESSORIES

### Legend rail, 15 mm


Legend rails provide an alternative to direct marking on components.

**Material:** Rigid dielectric high impact PVC.

Lead free, self extinguishing to class V0: UL 94, resistant to Acid, Alcohol, Solvents.


Non-deformable up to +90°C

**Application temperature range:** +10°C to +40°C



Family	self-adhesive	pre-drilled	Length mm	Type		Quantity
				black	grey	
RTR-TAP		✓	430	990454	990452	25
		✓	650	990664	990662	25
		✓	1.000	990524	990502	25
RTA-TAP	✓		430	990455N	990453N	25
	✓		650	990665N	990663N	25
	✓		1.000	990525N	990503N	25

### Transparent protective covers, 15 mm



Family	Length mm	Type	Quantity
RT-CCP	430	990456	25
	650	990666	25
	1.000	990504	25

### Transparent protective strip, 15 mm

Family	Length mm	Type	Quantity
RT-CCPS	430	990457	25
	650	990667	25
	1.000	990735	25



legends, 15 mm MG-TAP .....	page 23
modular legends MG-17.5-R .....	page 37
modular legend strips STRIP-ROLL .....	page 62

## ACCESSORIES

### Legend rail, 9 mm

Legend rails provide an alternative to direct marking on components.

**Material:** Rigid dielectric high impact PVC.


Lead free, self extinguishing to class V0: UL 94, resistant to Acid, Alcohol, Solvents.

Non-deformable up to +90°C

**Application temperature range:** +10°C to +40°C




# RT-TAPW



Family	self-adhesive	pre-drilled	Length mm	Type		Quantity
				black	grey	
RTR-TAPW		✓	430	990654	990652	25
		✓	650	990794	990792	25
		✓	1.000	990526	990505	25
RTA-TAPW	✓		430	990655N	990653N	25
	✓		650	990795N	990793N	25
	✓		1.000	990527N	990506N	25

### Transparent protective covers, 9 mm

Family	Length mm	Type	Quantity
RT-CCW	430	990656	25
	650	990796	25
	1.000	990507	25



### Transparent protective strip, 9 mm

Family	Length mm	Type	Quantity
RT-CCWS	430	990657	25
	650	990797	25
	1.000	990734	25



legends, 9 mm MG-TAPW ..... page 27  
 modular legend strips TAR-ROLL ..... page 60

# CPT



## ACCESSORIES

### Transparent covers

for panel plates

For fitting over MG-VRT plates to optimise protection and improve life expectancy.

**Material:** Polycarbonate, self extinguishing to class: V0 (UL 94)


**Operating temperature range:**

-40°C (-40°F) to +115°C (+239°F) (continuous)

-40°C (-40°F) to +130°C (+266°F) (short periods)



Size AxB mm	Thickness mm	Type	Ø holes mm	Holes spacing mm		Panel plate size mm	Quantity
				M	N		
37 x 79	4,2	<b>47590</b>	3	27	69	32 x 58	200/10
47 x 98	4,2	<b>47591</b>	3	37	89	42 x 78	120/10
57 x 127	4,2	<b>47592</b>	3	47	117	52 x 107	80/10
65 x 120	4,2	<b>47596</b>	3	55	110	60 x 100	10
67 x 109	4,2	<b>47594</b>	3	57	99	62 x 88	80/10
97 x 140	4,2	<b>47593</b>	3	87	129	92 x 118	40/10
108 x 160	4,2	<b>47595</b>	3	97	149	102 x 138	40/10



i

panel plates MG-VRT ..... page 42

**Document holder**

*adhesive and rivet fixing*

TPD document holder provides a convenient means of filing wiring schemes, operating manuals, etc in electrical panels or equipment.


**Material:** Antishock Polystyrene

TPD



PS

Size Axl.mm	Depth mm	Type	Sheet size	Quantity
193 x 175	20	420180	A5	5
235 x 280	40	420280	A4	5



Directly on panel



WS



## LABELS

### Warning signs


PVC film, on sheet, relevant standard ISO 3864-2

Consist of WS symbols supplemented by information in text form, or text only signs which can be used in combination with symbol only signs.

Available in different graphic modes and formats, for marking equipment, machinery and installations in a detailed and efficient way.

**Material:** Soft PVC film VY278, thickness approximately 0,1 mm. Resistant to Water, Oil, Grease, Alcohol, Detergent, Alkaline Substances and Atmospheric Agents. Low flammability, self extinguishing. Recommended for application to equipment for internal or external use, but not directly exposed to atmospheric agents. If exposed to atmospheric agents, the life of the label may be limited to five years.

**Application temperature range:** -30°C (-22°F) to +80°C (+158°F)



Family	Size mm	Type	Labels per sheet	Quantity
WS-AD	<b>Generic hazard</b>			
	12,5	200000	64	320
		200000-BULK	323	1.615
	25	200001	24	240
		200001-BULK	120	1.200
	50	200002	10	50
		200002-BULK	30	900
	100	200003	2	10
		200003-BULK	6	300
WST-TSW	<b>DANGER!</b>			
	50	0400AD035-GB	5	25
	<b>WARNING! DANGER</b>			
WST-LAY	<b>WARNING! DANGER</b>			
	37 x 74	2653AD035-GB	3	15
	65 x 131	2655AD035-GB	1	10
WS-HT	<b>Electrical hazard</b>			
	12,5	200100	64	320
		200100-BULK	323	1.615
	25	200101	24	240
		200101-BULK	120	1.200
	50	200102	10	50
		200102-BULK	30	900
	100	200103	2	10
		200103-BULK	6	450
	150	200104	2	10

Family	Size mm	Type	Labels per sheet	Quantity
WST-TSW	<b>110 V</b>			
	50	0400HT008	5	25
		0400HT008-BULK	25	750
WST-TSW	<b>230 V</b>			
	50	0400HT012	5	25
		0400HT012-BULK	25	750
WST-TSW	<b>400 V</b>			
	50	0400HT015	5	25
		0400HT015-BULK	25	750
WST-TSW	<b>High voltage</b>			
	50	0400HT024-GB	5	25
WST-TSW	<b>Electrical discharges</b>			
	50	0400HT056-GB	5	25
WST-TSW	<b>DANGER!</b>			
	50	0400HT066-GB	5	25
WST-LAY	<b>WARNING! High voltage</b>			
	37 x 74	2653HT024-GB	3	15
	65 x 131	2655HT024-GB	1	10
WST-LAY	<b>WARNING! Equipment remains live even when switched off</b>			
	37 x 74	2653HT039-GB	3	15
	65 x 131	2655HT039-GB	1	10
WST-LAY	<b>WARNING! Always live</b>			
	37 x 74	2653HT051-GB	3	15
	65 x 131	2655HT051-GB	1	10

## LABELS

Labels with text available in multiple languages. Example:

Italian	English	German	French	Spanish	...
2653HT039	2653HT039-GB	2653HT039-D	2653HT039-F	2653HT039-E	...



Family	Size mm	Type	Labels per sheet	Quantity	
WST-LAY	<i>WARNING! Switch power off before opening the door</i>				
	37 x 74	<b>2653HT052-GB</b>	3	15	
		<b>2653HT052-GB-BULK</b>	34	1.020	
	65 x 131	<b>2655HT052-GB</b>	1	10	
WST-LAY	<i>WARNING! Electrical discharges</i>				
	37 x 74	<b>2653HT056-GB</b>	3	15	
		<b>2655HT056-GB</b>	1	10	
	65 x 131	<b>2655HT056-GB</b>	1	10	
WST-LAY	<i>WARNING! Equipment remains live even when door is open</i>				
	37 x 74	<b>2653HT061-GB</b>	3	15	
		<b>2655HT061-GB</b>	1	10	
	65 x 131	<b>2655HT061-GB</b>	1	10	
WST-LAY	<i>WARNING! Switch off power before removing cover</i>				
	37 x 74	<b>2653HT072-GB</b>	3	15	
		<b>2655HT072-GB</b>	1	10	
	65 x 131	<b>2655HT072-GB</b>	1	10	
WST-LAY	<i>WARNING! Switch off power before removing the guard</i>				
	37 x 74	<b>2653HT081-GB</b>	3	15	
		<b>2655HT081-GB</b>	1	10	
	65 x 131	<b>2655HT081-GB</b>	1	10	
WS-HTPT					
	37 x 18	<b>204000</b>	7	35	
		<b>204000-BULK</b>	60	1.080	
	52 x 26	<b>204001</b>	5	25	
		<b>204001-BULK</b>	27	810	
	74 x 37	<b>204002</b>	3	15	
		<b>204002-BULK</b>	12	1.020	
	105 x 52	<b>204003</b>	1	10	
		<b>204003-BULK</b>	6	300	
	WST-HTPT	<i>230 V</i>			
		52 x 26	<b>204101HT012</b>	5	25
			<b>204101HT012-BULK</b>	27	810
		74 x 37	<b>204102HT012</b>	3	15
		<b>204102HT012-BULK</b>	12	1.020	
105 x 52		<b>204103HT012</b>	1	10	
		<b>204103HT012-BULK</b>	6	300	
WST-HTPT	<i>400 V</i>				
	52 x 26	<b>204101HT015</b>	5	25	
		<b>204101HT015-BULK</b>	27	810	
	74 x 37	<b>204102HT015</b>	3	15	
		<b>204102HT015-BULK</b>	12	1.020	
	105 x 52	<b>204103HT015</b>	1	10	
		<b>204103HT015-BULK</b>	6	300	
WST-OTW	<i>24 V</i>				
	40 x 150	<b>1412HT006</b>	2	10	
WST-OTW	<i>110 V</i>				
	40 x 150	<b>1412HT008</b>	2	10	

Family	Size mm	Type	Labels per sheet	Quantity
WST-OTW	<i>115 V</i>			
	40 x 150	<b>1412HT009</b>	2	10
WST-OTW	<i>250 V</i>			
	40 x 150	<b>1412HT012</b>	2	10
WST-OTW	<i>400 V</i>			
	40 x 150	<b>1412HT015</b>	2	10
WST-OTW	<i>440 V</i>			
	40 x 150	<b>1412HT016</b>	2	10
SOLAR POWER	<b>Electrical hazard</b>			
WST-PSY	<i>PV ARRAY MODULE DANGER contains live parts during daylight</i>			
	80 x 50	<b>3460-PV009-GB</b>		90
	<i>WST-PSY INVERTER Isolate AC and DC before carrying out work</i>			
	80 x 50	<b>3460-HT129-GB</b>		90
	<i>WST-PSY PV ARRAY DC JUNCTION BOX DANGER contains live parts during daylight</i>			
	80 x 50	<b>3460-PV010-GB</b>		90
	<i>WST-PSY PV SYSTEM Main AC isolator</i>			
	80 x 50	<b>3460-PV011-GB</b>		90
	<i>WST-PSY DO NOT disconnect DC plugs and sockets under load Turn off AC supply first</i>			
	80 x 50	<b>3460-PV011-GB</b>		90
	<i>WST-PSY DC CABLE DANGER High Voltage</i>			
	80 x 50	<b>3460-HT131-GB</b>		90
	<i>WST-PSY PV ARRAY DC ISOLATOR DANGER contains live parts during daylight</i>			
	80 x 50	<b>3460-PV012-GB</b>		90
	<i>WST-PSY PV ARRAY MODULE DANGER contains live parts during daylight</i>			
	80 x 50	<b>3460-PV013-GB</b>		90
	<i>VS-I120 WARNING Dual supply</i>			
	40 x 100	<b>2612000-GB</b>	12	120


WS

LABELS



Triangular symbol with black border and pictogram on yellow background.

Used to indicate situations where care and attention are required.



Family	Size mm	Type	Labels per sheet	Quantity	
WS-BA	<b>Batteries</b>				
	25	200201	24	240	
	50	200202	10	50	
WST-LAY	<i>Dangerous acids</i>				
	37 x 74	2453BA004-GB	3	15	
	65 x 131	2455BA004-GB	1	10	
WS-EX	<b>Explosive atmosphere</b>				
	25	200301	24	240	
	50	200302	10	50	
WST-LSY	<i>Explosive atmosphere</i>				
	37 x 74	2453EX001-GB	3	15	
	65 x 131	2455EX001-GB	1	10	
WS-HS	<b>High temperature</b>				
	12,5	201200	64	320	
		201200-BULK	323	1.615	
	25	201201	24	240	
		201201-BULK	120	1.200	
	50	201202	10	50	
		201202-BULK	30	900	
	100	201203	2	10	
		201203-BULK	6	450	
	WST-TSW	<i>High temperature</i>			
		50	0400HS001-GB	5	25
WST-LSY	<i>High temperature</i>				
	37 x 74	2453HS001-GB	3	15	
	65 x 131	2455HS001-GB	1	10	
WS-MO	<b>Moving mechanical components</b>				
	25	202501	24	240	
	50	202502	10	50	
	100	202503	2	10	
WS-CH	<b>Danger to hands</b>				
	12,5	202800	64	320	
		202800-BULK	323	1.615	
	25	202801	24	240	
		202801-BULK	120	1.200	
	50	202802	10	50	
		202802-BULK	30	900	
	100	202803	2	10	
		202803-BULK	6	450	
WST-TSW	<i>Danger to hands</i>				
	50	0400CH001-GB	5	25	

Family	Size mm	Type	Labels per sheet	Quantity
WS-LB	<b>Laser</b>			
	12,5	203900	64	320
		203900-BULK	323	1.615
	25	203901	24	240
		203901-BULK	120	1.200
	50	203902	10	50
		203902-BULK	30	900
100	203903	2	10	
203903-BULK	6	450		
WS-LD	<b>Danger of death</b>			
	50	200402	10	50
	100	200403	2	10
WS-HM	<b>Toxic, harmful or irritant substances</b>			
	50	200602	10	50
	100	200603	2	10
WS-FM	<b>Flammable materials</b>			
	50	200802	10	50
	100	200803	2	10
WS-DD	<b>Danger of death</b>			
	50	204702	10	50
	100	204703	2	10
WSE	<b>Emergency - STOP</b>			
	60	204500	1	10
	60	204500-GB	1	10
	60	204500-D	1	10
	60	204500-E	1	10
	60	204500-F	1	10
	80	204501	1	10
	rigid PVC, no adhesive			
	60	204500VR	1	100
	60	204500VR-GB	1	100
	60	204500VR-E	1	100



## Prohibition signs


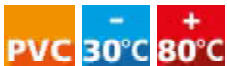

PVC film, on sheet, relevant standard ISO 3864-2

Consist of PS symbols supplemented by information in text form, or text only signs which can be used in combination with symbol only signs.

Available in different graphic modes and formats, for marking equipment, machinery and installations in a detailed and efficient way.

**Material:** Soft PVC film VY278, thickness approximately 0,1 mm. Resistant to Water, Oil, Grease, Alcohol, Detergent, Alkaline Substances and Atmospheric Agents. Low flammability, self extinguishing. Recommended for application to equipment for internal or external use, but not directly exposed to atmospheric agents. If exposed to atmospheric agents, the life of the label may be limited to five years.

**Application temperature range:** -30°C (-22°F) to +80°C (+158°F)



Family	Size mm	Type	Labels per sheet	Quantity
<b>PS-AP</b>	<b>General prohibition</b>			
	25	<b>212700</b>	15	150
	50	<b>212701</b>	3	30
	100	<b>212703</b>	2	10
<i>Always use in combination with other symbols or text</i>				
<b>PS-SW</b>	<i>No water to be used for extinguishing fires</i>			
	25	<b>210200</b>	15	150
		<b>210200-BULK</b>	63	1.260
	50	<b>210201</b>	3	30
		<b>210201-BULK</b>	15	750
100	<b>210203</b>	2	10	
	<b>210203-BULK</b>	4	500	
<b>PST-LSW</b>	<i>No water to be used for extinguishing fires</i>			
	65 x 131	<b>4103SW001-GB</b>	1	10
	120 x 200	<b>4106SW001-GB</b>	1	3
<b>PS-NP</b>	<b>NO access</b>			
	25	<b>210500</b>	15	150
	50	<b>210501</b>	3	30
	100	<b>210503</b>	2	10
<b>PST-LSW</b>	<i>NO access</i>			
	65 x 131	<b>4103NP001-GB</b>	1	10
	120 x 200	<b>4106NP001-GB</b>	1	3

Family	Size mm	Type	Labels per sheet	Quantity
<b>PS-TA</b>	<b>Do not touch, live parts</b>			
	25	<b>211300</b>	15	150
		<b>211300-BULK</b>	63	1.260
	50	<b>211301</b>	3	30
		<b>211301-BULK</b>	15	750
		<b>211303</b>	2	10
100	<b>211303-BULK</b>	4	500	
<b>PST-LSW</b>	<i>Do not touch, live parts</i>			
	65 x 131	<b>4103TA002-GB</b>	1	10
	120 x 200	<b>4106TA002-GB</b>	1	3
<b>PS-NM</b>	<b>Do not carry out any operations</b>			
	25	<b>211400</b>	15	150
	50	<b>211401</b>	3	30
	100	<b>211403</b>	2	10
<b>PST-LSW</b>	<i>Do not carry out any operations</i>			
	65 x 131	<b>4103NM001-GB</b>	1	10
	120 x 200	<b>4106NM001-GB</b>	1	3
<b>PS-NS</b>	<b>No smoking</b>			
	50	<b>210001</b>	3	30
	100	<b>210003</b>	2	10
<b>PS-RP</b>	<b>Protection not to be removed</b>			
	50	<b>212401</b>	3	30
	100	<b>212403</b>	2	10



Circular symbol with red border and bar, black pictogram on white background. Used to prohibit specific acts that could be dangerous.

# MS



## LABELS

### Mandatory signs

PVC film, on sheet, relevant standard ISO 3864-2

Consist of MS symbols supplemented by information in text form, or text only signs which can be used in combination with symbol only signs.






Available in different graphic modes and formats, for marking equipment, machinery and installations in a detailed and efficient way.

**Material:** Soft PVC film VY278, thickness approximately 0,1 mm. Resistant to Water, Oil, Grease, Alcohol, Detergent, Alkaline Substances and Atmospheric Agents. Low flammability, self extinguishing. Recommended for application to equipment for internal or external use, but not directly exposed to atmospheric agents. If exposed to atmospheric agents, the life of the label may be limited to five years.

**Application temperature range:** -30°C (-22°F) to +80°C (+158°F)

PVC 30°C 80°C

UL94 V0 RoHS COMPLIANT

Family	Size mm	Type	Labels per sheet	Quantity
MS-WG		Protect the eyes		
	50	220001	3	30
	100	220003	2	10
MS-WH		Protect the head		
	50	220101	3	30
	100	220103	2	10
MS-WD		Protect hearing		
	50	220201	3	30
	100	220203	2	10
MS-CG		Wear safety gloves		
	50	220901	3	30
	100	220903	2	10
MS-PD		This way only		
	50	223201	3	30
	100	223203	2	10



Circular symbol with white border and pictogram on blue background.

Used to indicate that specific behaviour or actions are mandatory, and to instruct operators to wear personal safety equipment.

## Electrical symbols


PVC film, on sheet

Consist of CS symbols supplemented by information in text form, or text only signs which can be used in combination with symbol only signs.

Available in different graphic modes and formats, for marking equipment, machinery and installations in a detailed and efficient way.

**Material:** Soft PVC film VY278, thickness approximately 0,1 mm. Resistant to Water, Oil, Grease, Alcohol, Detergent, Alkaline Substances and Atmospheric Agents. Low flammability, self extinguishing. Recommended for application to equipment for internal or external use, but not directly exposed to atmospheric agents. If exposed to atmospheric agents, the life of the label may be limited to five years.

**Application temperature range:** -30°C (-22°F) to +80°C (+158°F)



Family	Size mm	Type	Labels per sheet	Quantity
CS-L1	EN 60445	Phase 1		
	12,5	700000	45	225
		700000-BULK	192	960
	16	700001	28	140
		700001-BULK	117	1.170
		700002	18	90
20	700002-BULK	80	1.200	
CS-L2	EN 60445	Phase 2		
	12,5	700100	45	225
		700100-BULK	192	960
	16	700101	28	140
		700101-BULK	117	1.170
		700102	18	90
20	700102-BULK	80	1.200	
CS-L3	EN 60445	Phase 3		
	12,5	700200	45	225
		700200-BULK	192	960
	16	700201	28	140
		700201-BULK	117	1.170
		700202	18	90
20	700202-BULK	80	1.200	
CS-N	EN 60445	Neutral		
	12,5	700300	45	225
		700300-BULK	192	960
	16	700301	28	140
		700301-BULK	117	1.170
		700302	18	90
20	700302-BULK	80	1.200	
CS-EY	EN 60445	Earth		
	12,5	700400	45	225
		700400-BULK	192	960
	16	700401	28	140
		700401-BULK	117	1.170
		700402	18	90
	20	700402-BULK	80	1.200
	25	700403	15	75
700404		8	40	

Family	Size mm	Type	Labels per sheet	Quantity
CS-EW	IEC 60417	Earth		
	12,5	700500	45	225
		700500-BULK	192	960
	16	700501	28	140
		700501-BULK	117	1.170
		700502	18	90
20	700502-BULK	80	1.200	
CS-EYG	EN 61310, IEC 60417	Earth		
	12,5	700700	45	225
		700700-BULK	192	960
	16	700701	28	140
		700701-BULK	117	1.170
		700702	18	90
20	700702-BULK	80	1.200	
25	700703	15	75	
CS-E	EN 60445	Protected earth		
	12,5	700800	45	225
	16	700801	28	140
	20	700802	18	90
CS-EP	IEC 60417	Protected earth		
	12,5	700900	45	225
	16	700901	28	140
	20	700902	18	90
CS-PE	EN 60445	Protected conductor		
	12,5	701200	45	225
		701200-BULK	192	960
	16	701201	28	140
		701201-BULK	117	1.170
		701202	18	90
20	701202-BULK	80	1.200	
25	701203	15	75	
CS-PEN	EN 60445	Neutral with protective function		
	12,5	701300	45	225
		701301	28	140
	20	701302	18	90
		701302	18	90
		701303	15	75


CS

LABELS

Circular shape for electrical installations, used to identify cables and connections.



They also show that installations and equipment meet specific safety standards.



Family	Size mm	Type	Labels per sheet	Quantity
CS-PU	EN 60445	Protected conductor not connected to earth		
	12,5	701400	45	225
	16	701401	28	140
	20	701402	18	90
	25	701403	15	75
CS-PW	EN 50099-2	Positive		
	12,5	701600	45	225
	16	701601	28	140
	20	701602	18	90
CS-NW	EN 50099-2	Negative		
	12,5	701700	45	225
	16	701701	28	140
	20	701702	18	90
CS-PR	EN 61310, IEC 60417	Positive		
	12,5	702000	45	225
		702000-BULK	192	960
	16	702001	28	140
		702001-BULK	117	1.170
	20	702002	18	90
702002-BULK	80	1.200		
CS-NB	EN 61310, IEC 60417	Negative		
	12,5	702100	45	225
		702100-BULK	192	960
	16	702101	28	140
		702101-BULK	117	1.170
	20	702102	18	90
702102-BULK	80	1.200		
CS-MW	IEC 60417	Earth		
	12,5	702200	45	225
	16	702201	28	140
	20	702202	18	90
	25	702203	15	75
CS-L+	EN 60445	Positive		
	12,5	702500	45	225
	16	702501	28	140
	20	702502	18	90
	25	702503	15	75

Family	Size mm	Type	Labels per sheet	Quantity
CS-L-	EN 60445	Negative		
	12,5	702600	45	225
	16	702601	28	140
	20	702602	18	90
	25	702603	15	75
CS-ACW	IEC 60417	Alternating current		
	12,5	702800	45	225
	16	702801	28	140
	20	702802	18	90
	25	702803	15	75
CS-DCW	EN 61310, IEC 60417	Direct current		
	12,5	703000	45	225
	16	703001	28	140
	20	703002	18	90
	25	703003	15	75
CS-DIW	IEC 60417	Class II insulation		
	12,5	703400	45	225
	16	703401	28	140
	20	703402	18	90
CS-EX	DIN 40012	Increased safety		
	12,5	703800	45	225
	16	703801	28	140
	20	703802	18	90
	25	703803	15	75
CS-CE		CE mark		
	12,5	703900	45	225
		703900-BULK	192	960
	16	703901	28	140
		703901-BULK	117	1.170
	20	703902	18	90
703902-BULK	80	1.200		
25	703903	15	75	

## Utility sector signs



with text, PVC film

Available in different graphic modes and formats, for marking equipment, machinery and installations in a detailed and efficient way.

Texts can be supplied in different languages.

**Material:** Soft PVC film VY278, thickness approximately 0,1 mm. Resistant to Water, Oil, Grease, Alcohol, Detergent, Alkaline Substances and Atmospheric Agents. Low flammability, self extinguishing. Recommended for application to equipment for internal or external use, but not directly exposed to atmospheric agents. If exposed to atmospheric agents, the life of the label may be limited to five years.

**Application temperature range:** -30°C (-22°F) to +80°C (+158°F)








Family	Size mm	Type	Labels per sheet	Language	Quantity
<b>VS-I80</b>					
	70 x 120	<b>268000</b>	1	Italian	10
	70 x 120	<b>268000-BULK</b>	4	Italian	300
	70 x 120	<b>268000-GB</b>	1	English	10
	70 x 120	<b>268000-GB-BULK</b>	4	English	300
	70 x 120	<b>268000-F</b>	1	French	10
	70 x 120	<b>268000-F-BULK</b>	4	French	300
	70 x 120	<b>268000-D</b>	1	German	10
	70 x 120	<b>268000-D-BULK</b>	4	German	300
	70 x 120	<b>268000-E</b>	1	Spanish	10
	70 x 120	<b>268000-E-BULK</b>	4	Spanish	300
70 x 120	<b>268000-P</b>	1	Portuguese	10	
<b>VS-I81</b>					
	65 x 131	<b>268100</b>	1	Italian	10
	52 x 105	<b>268101</b>	1	Italian	10
	65 x 131	<b>268100-GB</b>	1	English	10
	65 x 131	<b>268100-F</b>	1	French	10
	65 x 131	<b>268100-D</b>	1	German	10
	65 x 131	<b>268100-E</b>	1	Spanish	10
	65 x 131	<b>268100-P</b>	1	Portuguese	10
	<b>VS-I82</b>				
	52 x 105	<b>268200</b>	1	Italian	10
	52 x 105	<b>268200-BULK</b>	6	Italian	450
	40 x 80	<b>268201</b>	1	Italian	10
	40 x 80	<b>268201-BULK</b>	15	Italian	900
	52 x 105	<b>268200-GB</b>	1	English	10
	52 x 105	<b>268200-GB-BULK</b>	6	English	450
	52 x 105	<b>268200-F</b>	1	French	10
	52 x 105	<b>268200-F-BULK</b>	6	French	450
	52 x 105	<b>268200-D</b>	1	German	10
	52 x 105	<b>268200-E</b>	1	Spanish	10
	52 x 105	<b>268200-P</b>	1	Portuguese	10

## LABELS



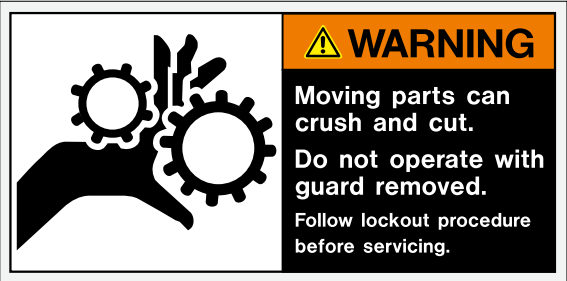
VS

PVC 30°C 80°C

UL94 V0 RoHS COMPLIANT (REACH)

Family	Size mm	Type	Labels per sheet	Language	Quantity	
VS-183 	52 x 105	<b>268300</b>	1	Italian	10	
	52 x 105	<b>268300-BULK</b>	6	Italian	450	
	40 x 80	<b>268301</b>	1	Italian	10	
	52 x 105	<b>268300-GB</b>	1	English	10	
	52 x 105	<b>268300-GB-BULK</b>	6	English	450	
	52 x 105	<b>268300-F</b>	1	French	10	
	52 x 105	<b>268300-D</b>	1	German	10	
	52 x 105	<b>268300-D-BULK</b>	6	German	450	
	52 x 105	<b>268300-E</b>	1	Spanish	10	
	52 x 105	<b>268300-P</b>	1	Portuguese	10	
	VS-184 	52 x 105	<b>268400</b>	1	Italian	10
52 x 105		<b>268400-BULK</b>	6	Italian	450	
40 x 80		<b>268401</b>	1	Italian	10	
52 x 105		<b>268400-GB</b>	1	English	10	
52 x 105		<b>268400-F</b>	1	French	10	
52 x 105		<b>268400-D</b>	1	German	10	
52 x 105		<b>268400-E</b>	1	Spanish	10	
52 x 105		<b>268400-P</b>	1	Portuguese	10	
VS-185 		52 x 105	<b>268500</b>	1	Italian	10
		52 x 105	<b>268500-BULK</b>	6	Italian	450
		40 x 80	<b>268501</b>	1	Italian	10
	52 x 105	<b>268500-GB</b>	1	English	10	
	52 x 105	<b>268500-GB-BULK</b>	6	English	450	
	52 x 105	<b>268500-F</b>	1	French	10	
	52 x 105	<b>268500-F-BULK</b>	6	French	450	
	52 x 105	<b>268500-D</b>	1	German	10	
	52 x 105	<b>268500-D-BULK</b>	6	German	450	
	52 x 105	<b>268500-E</b>	1	Spanish	10	
	52 x 105	<b>268500-E-BULK</b>	6	Spanish	450	
VS-186 	52 x 105	<b>268600</b>	1	Italian	10	
	52 x 105	<b>268600-GB</b>	1	English	10	
	52 x 105	<b>268600-F</b>	1	French	10	
	52 x 105	<b>268600-D</b>	1	German	10	
	52 x 105	<b>268600-E</b>	1	Spanish	10	
	52 x 105	<b>268600-P</b>	1	Portuguese	10	
VS-1114 	70 x 120	<b>2611400</b>	1		10	

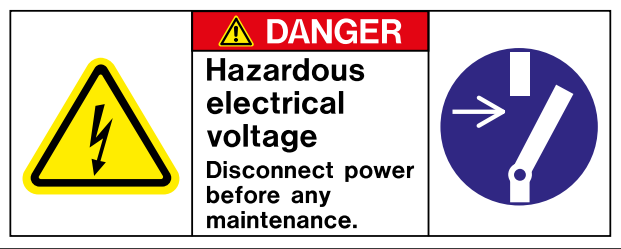
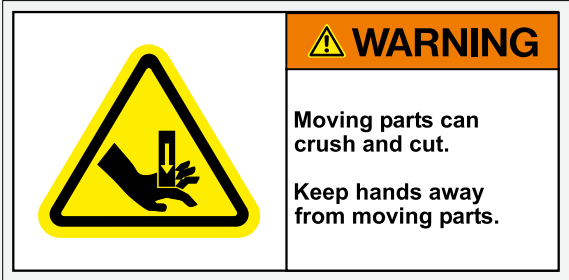



Family	Size mm	Type	Labels per sheet	Language	Quantity
<b>VS-I132</b>  	125 x 62	<b>2613200</b>	1	Italian	12
	125 x 62	<b>2613200-GB</b>	1	English	12
	125 x 62	<b>2613200-F</b>	1	French	12
	125 x 62	<b>2613200-D</b>	1	German	12
	125 x 62	<b>2613200-E</b>	1	Spanish	12
	125 x 62	<b>2613200-P</b>	1	Portuguese	12
	<b>VS-I133</b>  	125 x 62	<b>2613300</b>	1	Italian
125 x 62		<b>2613300-GB</b>	1	English	12
125 x 62		<b>2613300-F</b>	1	French	12
125 x 62		<b>2613300-D</b>	1	German	12
125 x 62		<b>2613300-E</b>	1	Spanish	12
125 x 62		<b>2613300-P</b>	1	Portuguese	12
<b>VS-I134</b>  		62 x 125	<b>2613400</b>	1	Italian
	62 x 125	<b>2613400-GB</b>	1	English	12
	62 x 125	<b>2613400-F</b>	1	French	12
	62 x 125	<b>2613400-D</b>	1	German	12
	62 x 125	<b>2613400-E</b>	1	Spanish	12
	62 x 125	<b>2613400-P</b>	1	Portuguese	12

VS


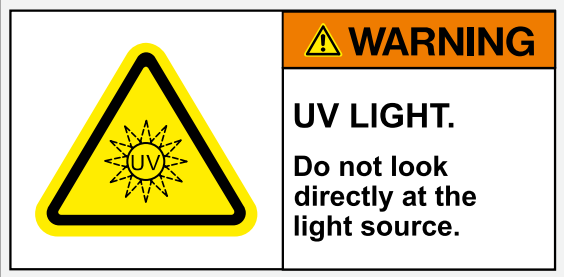

LABELS




Family	Size mm	Type	Labels per sheet	Language	Quantity
<b>VS-I135</b>  	62 x 155	<b>2613500</b>	1	Italian	9
	62 x 155	<b>2613500-GB</b>	▲ 1	English	9
	62 x 155	<b>2613500-F</b>	1	French	9
	62 x 155	<b>2613500-D</b>	1	German	9
	62 x 155	<b>2613500-E</b>	1	Spanish	9
	62 x 155	<b>2613500-P</b>	1	Portuguese	9
<b>VS-I137</b>  	62 x 125	<b>2613700</b>	1	Italian	12
	62 x 125	<b>2613700-GB</b>	1	English	12
	62 x 125	<b>2613700-F</b>	1	French	12
	62 x 125	<b>2613700-D</b>	1	German	12
	62 x 125	<b>2613700-E</b>	1	Spanish	12
	62 x 125	<b>2613700-P</b>	1	Portuguese	12
<b>VS-I138</b>  	62 x 125	<b>2613800</b>	▲ 1	Italian	12
	62 x 125	<b>2613800-GB</b>	1	English	12
	62 x 125	<b>2613800-F</b>	1	French	12
	62 x 125	<b>2613800-D</b>	1	German	12
	62 x 125	<b>2613800-E</b>	1	Spanish	12
	62 x 125	<b>2613800-P</b>	1	Portuguese	12






Family	Size mm	Type	Labels per sheet	Language	Quantity
VS-I139  	62 x 125	2613900	1	Italian	12
	62 x 125	2613900-GB	1	English	12
	62 x 125	2613900-F	1	French	12
	62 x 125	2613900-D	1	German	12
	62 x 125	2613900-E	1	Spanish	12
	62 x 125	2613900-P	1	Portuguese	12
VS-I140  	62 x 125	2614000	1	Italian	12
	62 x 125	2614000-GB	1	English	12
	62 x 125	2614000-F	1	French	12
	62 x 125	2614000-D	1	German	12
	62 x 125	2614000-E	1	Spanish	12
	62 x 125	2614000-P	1	Portuguese	12
VS-I141  	62 x 125	2614100	1	Italian	12
	62 x 125	2614100-GB	1	English	12
	62 x 125	2614100-F	1	French	12
	62 x 125	2614100-D	1	German	12
	62 x 125	2614100-E	1	Spanish	12
	62 x 125	2614100-P	1	Portuguese	12

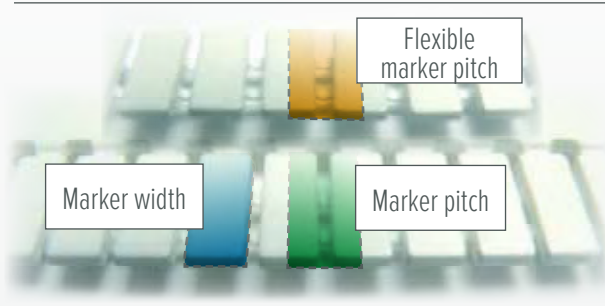

# CHART



TERMINAL BLOCK



MARKERS



## CEMBRE

### Terminal block marker cross reference chart

MG-CPM terminal block markers are available in versions to suit the particular clip formats of the most widely used products, see cross reference chart to side.

Depending on type, markers are presented as joined strips at a set or flexible pitch or as separate markers for convenient individual insertion on mixed pitch terminal block assemblies. See markers on page 19

#### MARKERS APPLICATION



**MODULAR STRIP** Marker width is less than Clip width, while Marker width and Clip pitch are equal.



**MODULAR FLEXIBLE STRIP** Marker width is less than Clip width, while Marker width and Clip pitch are equal.



**SINGLE CLIPS TO PITCH** Marker width is equal to Clip width and also Marker width and Clip pitch are equal.



**SINGLE CLIPS COMPATIBLE TO PITCH** Marker width is less than Clip width, while Marker width and Clip pitch are equal.



**SINGLE CLIPS** Marker width is equal to Clip width, while Marker pitch is different to Clip pitch.



**SINGLE CLIPS COMPATIBLE** Marker width is less than Clip width, while Marker pitch is different to Clip pitch.





CONNECTWELL		Markers mm																						
		MG-CPM-01 41090N	5x10	MG-CPM-01 41091N	5x15	MG-CPM-01 41090N	5x10	MG-CPM-01 41094	5x7	MG-CPM-03 41291	5x10	MG-CPM-03 41293	5x10	MG-CPM-04 41390N	5x10	MG-CPM-04 41390N	5x10	MG-CPM-04 41395	5x10	MG-CPM-10 41692	5x12	MG-CPM-12 46390	5x9	
STH4DT										S		S	S											
CDB10/2										S		S	S											
ASF4										S		S	S											
DDFL4UE24V										S		S	S											
CSFL4UL24V										S		S	S											
DDDL4U										S		S	S											
DDFL4ULR										S		S	S											
CTS4UNCR										S		S	S											
CTS2.5UN										S	S	P	P	M										
CMD86/2										S		S	S											
CTS2.5M										S											M			
CTS4SC										S											M			
CTS6										S											M			
CTS6SC										S											M			
CTSSRN5										S											M			
CTS10SC																					M			
CTS16										S											M			
CTS10										S											M			

CONTA CLIP		Markers mm								
		MG-CPM-01 41090N	5x10	MG-CPM-01 41091N	5x15	MG-CPM-02 41190N	5x10	MG-CPM-01 41094	5x7	STF
PK-TS 15/35	C	C	C	C	C	M				
ZRKG	C	C	C	C	C	M				
ZSL6	C	C	C	C	C	M				
ZSLN	C	C	C	C	C	M				
ZSRK	C	C	C	C	C	M				
ZVMAK	C	C	C	C	C	M				

FINDER		Markers mm						
		MG-CPM-03 41291	5x10	MG-CPM-04 41392	3x10	MG-CPM-11 46392	6x12	
38.51...	C	C						
38.52...	C		C					
38.61...	C	C						
38.62...	C		C					
38.31...	C		C					
38.21...	C	C						
38.41...	C		C					
38.81...	C	C						
39.11...	C		C					
39.20...	C		C					
39.31...	C		C					
39.81...	C		C					
39.91...	C		C					
48.61...	C		C					
58.32...	C		C					
58.33...	C		C					
58.34...	C		C					
93.02...	C		C					
93.03...	C		C					
93.21...	C	C						
93.61...	C		C					
93.62...	C		C					
93.68...	C		C					
094.91.3	C		C					
095.91.3	C		C					
77.01...	C		C					
78.50...	C		C					
80.01...	C		C					
83.01...	C		C					
83.41...	C		C					

KLEMNSAN		Markers mm											
		MG-CPM-01 41090N	5x10	MG-CPM-01 41091N	5x15	MG-CPM-02 41190N	5x10	MG-CPM-01 41094	5x7	MG-CPM-11 46392	6x12	MG-CPM-12 46391	4.2x6
WGD 1	C	C	C	C									
KD 3	C	C	C	C									
KD 4	C	C	C	C									
MVK series									C	C			
AVK series	C	C	C	C									
PYK									C	C			
PYKMR	C	C	C	C									
PYK TEST	C	C	C	C									
YBK series	C	C	C	C									
MYK series	C	C	C	C									
YBK series													
PCY series									C	C			
PIK series	C	C	C	C									
AVK series									C	C			
WGL 1	C	C	C	C									

LEGRAND		Markers mm						
		MG-CPM-09 41990	5x10					
Serie Viking 3	MF							

MORSETTITALIA		Markers mm							
		MG-CPM-01 41090N	5x10	MG-CPM-12 46391	4.2x6	MG-CPM-12 46390	4.2x9	MG-CPM-13 41790	5x12
Serie EURO	S	S	S						
Serie EURO QM				S					

OMRON		Markers mm											
		MG-CPM-02 4190N	5x10	MG-CPM-04 41332	3x10	MG-CPM-04 41390N	5x10	MG-CPM-04 41391	6x10	MG-CPM-05 4490	5x10	MG-CPM-07 41691	5x10
G2RVSL700-225258	C												
XW5T-S2.5-1.1-1(BL)										P			
XW5T-S2.5-1.1-2										P			
XW5T-S2.5-1.1-2V										P			
XW5T-S...										C			
XW5G-S2.5-1.1-1										P			
XW5G-S...										C			
XW5T-P1.5-1.1-1(BL)									P				
XW5T-P2.5-1.1-1(BL)									P		P		
XW5T-P4.0-1.1-1(BL)									S		C		
XW5T-P1.5-1.2-1(BL)									P				
XW5T-P1.5-2.2-1(BL)									P				
XWTG-P1.5-1.1-1									P				

# CHART

CEMBRE

## OMRON

	Markers mm				
	MG-CPM-02 41901 5x10	MG-CPM-04 41932 3x10	MG-CPM-04 419301 5x10	MG-CPM-04 41931 6x10	MG-CPM-05 41990 5x10
XWTG-P2.5-1.1-1			P		P
XWTG-P4.0-1.1-1			S		C
XWTG-P1.5-1.2-1	P				
XWTG-P1.5-2.2-1	P				

## PHOENIX CONTACT

	Markers mm					
	MG-CPM-03 41291 5x10	MG-CPM-04 41392 3x10	MG-CPM-04 413901 5x10	MG-CPM-04 41395 5x10	MG-CPM-04 41391 6x10	MG-CPM-07 41691 5x10
						STF
	MG-CPMF 43092 6.3x105					
ASI IO SL DI 4/4	C	C			M	
ASI IO SL DIO 4/2/2	C	P			M	
ASI IO SL DIO 8/4/4	C	P			M	
ASI IO SL DO 4/4	C	P			M	
DFK ...	C	P	P	M		
DFK 4	C	P	P	M		
DFK 4 - PE	C	P	P	M		
DFK 4 - SI	C	C			M	
DIK 1.5	C	P	C		M	
DIK 1.5 - LA (RD)	C	P	C		M	
DIKD 1.5	C	P	C		M	
DIKD 1.5 - LA	C	P	C		M	
DIKD 1.5 - PV	C	P	C		M	
DLK 2.5 - PE	C	C			M	
DLKB 2.5 PE	C	C			M	
DOK 1.5 - 2D	C	P	C		M	
DOK 1.5 LA	C	P	C		M	
DOK 1.5 TG	C	P	C		M	
DOKD 1.5 - TG	C	P	C		M	
E - UK	C	C			M	
GBS 5-UK/B	S	P	M		M	
GTF 76/230	C	C			M	
IBIL ...	C	C			M	
K4 - SP	C	P	M		M	
MBK 3/ E - Z	S	P	M		M	
MBK 3/ E - Z - PE	S	S			M	
MBK 6 / E	C	P	M	C	M	
MBKKB 2.5	S	P	M		M	
MBKKB 2.5 - DIO	S	P	M		M	
MBKKB 2.5 - PV	S	P	M		M	
MBKKB 2.5 + V	S	S			M	
MBT 2.5	C	C			M	
MBT 2.5 PE	C	C			M	
MSLKG 6	C	C			M	
MTK - LOE	S	P	M	C	M	
MTK - P/P	S	P	M	C	M	
MTK - TP	S	P	M	C	M	
MTKD-...	C	C		C	M	
MTTB 1.5	P					
OTTA 2.5	C	C			M	
OTTA 2.5 PE	C	C			M	
OTTA 6	C	C		C	M	
OTTA 6 - PE	C	C		C	M	
OTTA 6 - T	C	C		C	M	
OTTA 25	C	C		C	M	
PIK 4-L	C	C	P		M	
PIK 4 - L / L	C	C	P		M	
PIK 4 - L / LB	C	C	P		M	
PIK 4 - PE / L / NT	C	C	P		M	
PIK 4 - PE / L / NTB	C	C	P		M	
PIK 4 PE / L / L	C	C	P		M	
PIK 4 PE / L / N	C	C	P		M	
PIK 6 - L / L	C	C	C		M	
PIK 6 - PE / L / L	C	C	C		M	
PIK 6 - PE / L / N	C	C	C		M	
PT1,5/S	C					
PT2.5		P				
PLC RSC	C	C			M	
PLC BSC		S				
PIT				C		

## PHOENIX CONTACT

	Markers mm									
	MG-CPM-03 41291 5x10	MG-CPM-04 41392 3x10	MG-CPM-04 413901 5x10	MG-CPM-04 41395 5x10	MG-CPM-04 41391 6x10	MG-CPM-07 41691 5x10	STF	MG-CPMF 43092 6.3x105		
PTIO 2,5/S/4						C				
QT 1.5	C	P	C				M			
QT 1.5 TWIN	C	C					M			
QT 1.5-PE	C	C					M			
RTK	C	C		C			M			
SLKK 5	C	C		C			M			
SLKK 5 - LA	C	C		C			M			
SSK 0525 KER-EX	C	C		C			M			
SSK 110 KER-EX	C	C		C			M			
SSK 116 KER-EX	C	C		C			M			
ST.....	C	P	P	M	C	P	M	M		
STU.....	C	P	P	M	C	P	M	M		
STS...	C	P	P	M	C	P	M			
STL....	C	P	P	M	C	P	M			
STN...	C	P	P	M	C	P	M			
SI-BE				C			M			
STTB		C			C	P				
STBS....		C			C	P				
TT-EX(I) - 24DC - 2832124						C				
TML...	C	C		C						
UDK 3	S	P	M				M			
UDK 3 - PE	S	P	M				M			
UDK 4	C	C		P			M			
UDK 4 - ILA	C	C		P			M			
UDK 4 - ULA	C	C		P			M			
UDK 4 MTK - P / P	C	C		P			M			
UDK 4 TG	C	C		P			M			
UDMTK 5 - P / P	C	C		C			M			
UDMTK 5 - TWIN - P/P	C	C		C			M			
UHSK / S 2000	C	C		C			M			
UHV 25	C	C		C			M			
UHV 50	C	C		C			M			
UHV 95	C	C		C			M			
UHV 150	C	C		C			M			
UHV 240	C	C		C			M			
UIK 16	C	C		C			M			
UIK 16 - PE / N	C	C		C			M			
UIK 35 - PE / N	C	C		C			M			
UIKN 35	C	C		C			M			
UISLKG 16	C	C		C			M			
UISLKG 35	C	C		C			M			
UK - FRONT 4	C	C		C			M			
UK - FRONT 4 - PE	C	C		C			M			
UK 1.5 N	P						M			
UK 2.5	S	P	M							
UK 2.5 B	C	C					M			
UK 2.5 LOER	C	C					M			
UK 2.5 N	S	P	M				M			
UK 3	S	P	M				M			
UK 3 - EX	S	P	M				M			
UK 3 - RETURN	S	P	M				M			
UK 3 - RETURN - PE	S	P	M				M			
UK 3 - TWIN	S	P	M				M			
UK 3 - TWIN - PE	S	P	M				M			
UK 3 N	S	P	M				M			
UK 4	C	C		P			M			
UK 4 - TG	C	C		P			M			
UK 4 - TG - LOER - P/P	C	C		P			M			
UK 4 FS / FS	C	C		P			M			
UK 4 FSR	C	C		P			M			
UK 4 LOER	C	C		P			M			
UK 4 TP	C	C		P			M			
UK 4 TP / TP	C	C		P			M			
UK 5	C	C		C			M			
UK 5 - HESI	C	C		C			M			
UK 5 - MTK - P/P	C	C		C			M			
UK 5 - R - L	C	C		C			M			
UK 5 - TWIN	C	C		C			M			
UK 5 - TWIN - EX	C	C		C			M			
UK 5 / R - DRAHT	C	C		C			M			
UK 5 N	C	C		C			M			
UK 5 RETURN	C	C		C			M			
UK 5 RETURN - PE	C	C		C			M			
UK 5 TWIN	C	C		C			M			
UK 5 TWIN - PE	C	C		C			M			

PHOENIX CONTACT				
	Markers mm			
	MG-CPM-03 41291 5x10	MG-CPM-04 41392 3x10	MG-CPM-04 41390M 5x10	MG-CPM-04 41391 5x10
	MG-CPM-07 41691 5x10	STF	MG-CPMF-43092 6.3x105	
UK 6	C	C	C	M
UK 6 N	C	C	C	M
UK 6.3 HESI	C	C	C	M
UK 10	C	C	C	M
UK 10 - DREHSI	C	C	C	M
UK 10 - EX	C	C	C	M
UK 10 - N-PE / N	C	C	C	M
UK 10 - PLUS	C	C	C	M
UK 10 - PLUS - PE	C	C	C	M
UK 10 - TWIN	C	C	C	M
UK 10 - TWIN - PE	C	C	C	M
UK 10 N	C	C	C	M
UK 10 RETURN	C	C	C	M
UK 10 RETURN - PE	C	C	C	M
UK 10.3 - HESI	C	C	C	M
UK 16	C	C	C	M
UK 16 - EX	C	C	C	M
UK 16 - PE / N	C	C	C	M
UK 16 N	C	C	C	M
UK 16 N - EX	C	C	C	M
UK 16 N - PE / N	C	C	C	M
UK 35	C	C	C	M
UK 35 - EX	C	C	C	M
UK 35 - PE / N	C	C	C	M
UK SI	C	C	C	M
UKB 4 FS ...	C	C	C	M
UKD 4 PE	C	C	C	M
UKH 25	C	C	C	M
UKH 50	C	C	C	M
UKH 50 - PE / N	C	C	C	M
UKH 95	C	C	C	M
UKH 95 - PE / N	C	C	C	M
UKH 150	C	C	C	M
UKH 240	C	C	C	M
UKK 3	S	S	C	M
UKK 4 - FS	C	C	P	M
UKK 4 - FS / FS	C	C	P	M
UKK 5	C	C	C	M
UKK 5 - DIO	C	C	C	M
UKK 5 - TG	C	C	C	M
UKK 5 -2-DIO	C	C	C	M
UKK 5 -LA	C	C	C	M
UKKB 3	S	P	M	C
UKKB 5	C	C	C	M
UKKB 10	C	C	C	M
UKKB 10 / 2.5	C	C	C	M
UKKB 10 / 2.5 - PE	C	C	C	M
UKN 2.5	C	C	C	M
UKN 4	C	C	P	M
UKN 5	C	C	C	M
UKN 10 (N)	C	C	C	M
UKN 16	C	C	C	M
UKN 16N	C	C	C	M
UKN 35	C	C	C	M
UKSN	C	C	C	M
URK - ND	C	C	C	M
URK - ND 2	C	C	C	M
URKN	C	C	C	M
URKN - A	C	C	C	M
URKN / S	C	C	C	M
URTK - BEN	C	C	C	M
URTK / S	C	C	C	M
URTK / S - BEN	C	C	C	M
URTK / SS	C	C	C	M
URTKD / SP	C	C	C	M
USED 16	C	C	C	M
USED 27	C	C	C	M
USEN 14	C	C	C	M
USEN 18	C	C	C	M
USK / S6SK	C	C	C	M
USK 4 FSR...	C	C	P	M
USLKG 2.5	S	S		M
USLKG 2.5 - N	S	S		M
USLKG 3	S	S		M
USLKG 4	C	C	P	M

PHOENIX CONTACT				
	Markers mm			
	MG-CPM-03 41291 5x10	MG-CPM-04 41392 3x10	MG-CPM-04 41390M 5x10	MG-CPM-04 41391 5x10
	MG-CPM-07 41691 5x10	STF	MG-CPMF-43092 6.3x105	
USLKG 5	C	C	C	M
USLKG 10 (N)	C	C	C	M
USLKG 16	C	C	C	M
USLKG 16 N	C	C	C	M
USLKG 35	C	C	C	M
USLKG 50	C	C	C	M
USLKG 95	C	C	C	M
UT 4	C	C	P	M
UT 4 BU	C	C	P	M
UT 4 YE	C	C	P	M
UT 4-MTD BU	C	C	P	M
UT 4-MTD-PE	C	C	P	M
UTTB 2,5				M
UTK 35	C	C	C	M
UXKK 4	C	C	C	M
VBSN 4 FS ....	C	C		M
VBST 4 FS / FS	C	C		M
VIOK 1.5	C	P	C	M
VIOK 1.5-2D	C	P	C	M
VIOK 1.5-3D/PE	C	P	C	M
VIOK 1.5-D/TG/D/PE	C	P	C	M
VIOK 1.5-LA	C	P	C	M
ZFDK 2.5	C	C		M
ZFDK -PE	C	C		M
ZFK 1.5	P			M
ZFK 2.5 - PE	C	C		M
ZFK 2.5 - PE / L / N	C	C		M
ZFK 2.5 - TWIN	C	C		M
ZFK 2.5 - TWIN - PE	C	C		M
ZFK 4	C	C	P	M
ZFK 4 - PE	C	C	P	M
ZFK 4 - TG	C	C	P	M
ZFK 6	C	C	C	M
ZFK 16	C	C	C	M
ZFK 1.4	C	C	C	M
ZFKK 2.5 (-MT)	C	C	C	M
ZFKN 4	C	C	C	M

SCHLEGEL				
	Markers mm			
	MG-CPM-04 41392 3x10	MG-CPM-04 41390M 5x10	MG-CPM-04 41395 5x10	MG-CPM-04 41391 6x10
	MG-CPM-07 41691 5x10			
IK...	P	P	P	P

SCHNEIDER ELECTRIC				
	Markers mm			
	MG-CPM-04 41390M 5x10	MG-CPM-04 41395 5x10	MG-CPM-04 41391 6x10	MG-CPM-07 41691 5x10
NSYTRV22 / PE	P	M		
NSYTRV42 / PE	C	M		
NSYTRV62 / PE	C		M	
NSYTRV102 / PE	C			
NSYTRV162 / PE	C			
NSYTRV352 / PE	C			
NSYTRV502 / PE	C			
NSYTRV702	C			
NSYTRV23 / PE	P	M		
NSYTRV24 / PE	P	M		
NSYTRV43 / PE	C	M		
NSYTRV44 / PE	C	M		
NSYTRV240 / PE	P	M		
NSYTRV440 / PE	C	M		
NSYTRV26T / PE	P	M		
NSYTRV26TC	P	M		





WAGO										
	Markers mm									
	MG-CPM-01 41092 3X10	MG-CPM-01 41090N 5x10	MG-CPM-01 41091N 5x15	MG-CPM-01 41094 5x7	MG-CPM-02 41190N 5x10	MG-CPM-03 41291 5x10	MG-CPM-03 41293 5x10	MG-CPM-04 41390N 5x10	MG-CPM-12 46391 4.2x6	MG-CPM-12 46390 4.2x9
280-906					P	M	C			M
280-907					P	M	C			M
280-912					P	M	C			M
280-946					P	M	C			M
281-601					C	C	C			M
281-604					C	C	C			M
281-607					C	C	C			M
281-611					C	C	C			M
281-631					C	C	C			M
281-652					C	C	C			M
281-653					C	C	C			M
281-654					C	C	C			M
281-657					C	C	C			M
281-659					C	C	C			M
281-660					C	C	C			M
281-663					C	C	C			M
281-664					C	C	C			M
281-666					C	C	C			M
281-668					C	C	C			M
281-678					C	C	C			M
281-679					C	C	C			M
281-681					C	C	C			M
281-683					C	C	C			M
281-684					C	C	C			M
281-685					C	C	C			M
281-686					C	C	C			M
281-687					C	C	C			M
281-901					C	C	C			M
281-902					C	C	C			M
281-903					C	C	C			M
281-904					C	C	C			M
281-905					C	C	C			M
281-906					C	C	C			M
281-907					C	C	C			M
281-912					C	C	C			M
282-601					C	C	C			M
282-604					C	C	C			M
282-607					C	C	C			M
282-681					C	C	C			M
282-682					C	C	C			M
282-684					C	C	C			M
282-687					C	C	C			M
282-901					C	C	C			M
282-902					C	C	C			M
282-904					C	C	C			M
282-907					C	C	C			M
283-602					C	C	C			M
283-604					C	C	C			M
283-607					C	C	C			M
283-609			C	C			MF	MF		M
283-671					C	C	C			M
283-672					C	C	C			M
283-674					C	C	C			M
283-677					C	C	C			M
283-901					C	C	C			M
283-902					C	C	C			M
283-904					C	C	C			M
283-907					C	C	C			M
284-601					C	C	C			M
284-604					C	C	C			M
284-607					C	C	C			M
284-681					C	C	C			M
284-682					C	C	C			M
284-684					C	C	C			M
284-687					C	C	C			M
284-901					C	C	C			M
284-902					C	C	C			M
284-904					C	C	C			M
284-907					C	C	C			M
285-601					C	C	C			M
285-605					C	C	C			M
698-281					C	C	C			M
150-603								S		
290-681					P	M	C			
750-xxx	S	S	C	S						M

WAGO										
	Markers mm									
	MG-CPM-01 41092 3X10	MG-CPM-01 41090N 5x10	MG-CPM-01 41091N 5x15	MG-CPM-01 41094 5x7	MG-CPM-02 41190N 5x10	MG-CPM-03 41291 5x10	MG-CPM-03 41293 5x10	MG-CPM-04 41390N 5x10	MG-CPM-12 46391 4.2x6	MG-CPM-12 46390 4.2x9
769-237	S	S	C	S						M
769-176	C		C	S						M
775-641										M
777-641										M
870-501	S		C	S				C		M
870-507	S		C	S				C		M
870-531	S		C	S				C		M
870-538	S		C	S				C		M
870-551	S		C	S				C		M
870-567	S		C	S				C		M
870-831	S		C	S				C		M
870-901	S		C	S				C		M
880-901	S		C	S		P	M	S		
AKZ 4./AKB 4...	C	C	C	C	M					
DLA 2.5	C	C	C	C	M					
DLD 2.5	C	C	C	C	M					
DLI 2.5	C	C	C	C	M					
EK 2.5	C	C	C	C	M					
EK 6	CP	CP	CP	CP	M					
EK 10	C	C	C	C	M					
EK 16	C	C	C	C	M					
EK 35	C	C	C	C	M					
EW15	C	C	C	C	M					
EW35	C	C	C	C	M					
EWK1	C	C	C	C	M					
EWK2	C	C	C	C	M					
IAK 1.5N 3L	S	S	S	S	M					
IDK 1.5	S	S	S	S	M					
IDK 1.5N	S	S	S	S	M					
IDK 1.5N/V	S	S	S	S	M					
IDU 1.5N	S	S	S	S	M					
IDU 2.5N	C	C	C	C	M					
IEK 1.5N	S	S	S	S	M					
IHK 1.5N	S	S	S	S	M					
IPE 1.5N	S	S	S	S	M					
WAGO I/O SYSTEM 750								P		
Serie 870/X-Com/TJS/264								P		

WEIDMÜLLER										
	Markers mm									
	MG-CPM-01 41092 3X10	MG-CPM-01 41090N 5x10	MG-CPM-01 41091N 5x15	MG-CPM-01 41094 5x7	MG-CPM-02 41190N 5x10	MG-CPM-03 41291 5x10	MG-CPM-03 41293 5x10	MG-IPR 45094 17x40	MG-IPR 45098 7.5x40	
AKZ 4./AKB 4...	C	C	C	C						
A4C....	C	C	C	C						
AIO22.....	C	C	C	C						
DLA 2.5	P	C	C	C						
DLD 2.5	P	C	C	C						
DLI 2.5	P	C	C	C						
EK 2.5	C	C	C	C						
EK 6	CP	CP	CP	CP						
EK 10	C	C	C	C						
EK 16	C	C	C	C						
EK 35	C	C	C	C						
EW15	C	C	C	C						
EW35	C	C	C	C						
EWK1	C	C	C	C						
EWK2	C	C	C	C						
IAK 1.5N 3L	S	S	S	S						
IDK 1.5	P	S	S	S						
IDK 1.5N	P	S	S	S						
IDK 1.5N/V	P	S	S	S						
IDU 1.5N	P	S	S	S						
IDU 2.5N	P	P	C	C						
IEK 1.5N	P	S	S	S						
IHK 1.5N	P	S	S	S						
IPE 1.5N	P	S	S	S						
IPE 2.5N	C	C	C	C						
ITR 1.5N	S	S	S	S						
LP2N 5.08/06/90 3.25N OR BX	C									



WEIDMÜLLER										
	Markers mm									
	MG-CPM-01-41092 3X10	MG-CPM-01-41090N 5x10	MG-CPM-01-41091N 5x15	MG-CPM-01-41094 5x7	MG-CPM-02-41190N 5x10	STF	MG-CPME-43304 5,2x105	MG-TAR-45094 17x40	MG-TAR-45098 7,5x40	
ZDU 6	CP	CP	CP							
ZDU 10 NT	C	C	C							
ZDU 16 16/3AN	C	C	C							
ZDU 35	C	C	C							
ZDUA 2.5-2 (E)	P	C	C							
ZDUA 2.5-2 (E) BL	P	C	C							
ZDUB 2.5 / 2-2/4AN	P	C	C							
ZDUB 2.5 / 2AN	P	C	C							
ZDUB 2.5-2/2AN	P	C	C							
ZIA 1.5/.....	C	C	C							
ZK3S	C	C	C							
ZKB	C	C	C							
ZKS	C	C	C							
ZPE 2.5/4AN	P	C	C							
ZPE 2.5	P	C	C							
ZPE 2.5/3AN	P	C	C							
ZPE 2.5/3AN/E	P	C	C							
ZPE 2.5/4AN	P	C	C							
ZPE 2.5/4AN/E	P	C	C							
ZPE 2.5/E	P	C	C							
ZPE 2.5-2 (E)	P	C	C							
ZPE 2.5-2/3AN	P	C	C							
ZPE 2.5-2/3AN/E	P	C	C							
ZPE 2.5-2/4AN	P	C	C							
ZPE 35	C	C	C							
ZPEA-2/E	C	C	C							
ZRV 1.5	P	C	C							
ZRV 1.5PE	C	C	C							
ZSI 2.5	P	C	C							
ZSI 2.5/2	P	C	C							
ZSLD 2.5/1.5	P	C	C							
ZTR 2.5	P	C	C							
ZTR 2.5 D	P	C	C							
ZTR 2.5/3AN	P	C	C							
ZVL 1.5 ....	P	C	C	C						

WIELAND										
	Markers mm									
	MG-CPM-05-41490 5x10	MG-CPM-05-41494 5x10	STF							
WT 2,5	P	M	M							
WT 4	C	C	M							
WT 6	C	C	M							
WT 10	C	C	M							
WT 16	C	C	M							
WTP 2,5/4	P	M	M							
WTP 6/10	C	C	M							
WK 2,5/ U	P	M	M							
WK 4/ U	C	C	M							
WK 6/ U	C	C	M							
WK 8/ U	C	C	M							
WK 10/ U	C	C	M							
WK 25/ U	C	C	M							
WK 35/ U	C	C	M							
WKFN 16/35	C	C	M							
WKFN 2,5 D	C	C	M							

WOERTZ										
	Markers mm									
	MG-CPM-01-41092 3X10	MG-CPM-01-41090N 5x10	MG-CPM-02-41190N 5x10	MG-CPM-01-41094 5x7	MG-CPM-11-46392 6x12					
30544 / 4 V	C	C	C	C	C					
30544 / 6 V	C	C	C	C	C					
30544 / 10 V	C	CP	CP	CP	C					
30800	C	C	C	C	C					
30840					C					
30841	C	C	C	C	C					
30842	C	C	C	C	C					
30843	C	C	C	C	C					
30844	C	C	C	C	C					
3430	C	C	C	C	C					
35310/4V	C	C	C	C	C					

# QUALITY

## CEMBRE

### Test methods

conforming to the edition of the standard current at the time of testing

#### INDELIBILITY

##### CEI EN 60950-1

Information technology equipment - Safety

Part 1: General requirements

##### § 1.7.11 Durability

Compliance is checked by inspection and by rubbing the marking by hand for 15 s with a piece of cloth soaked with water and again for 15 s with a piece of cloth soaked with Hexane.

After this test, the marking shall be legible; it shall not be possible to remove marking plates easily and they shall show no curling.

##### CEI EN 61010-1 Ed.2 equivalent to VDE 0411-1

Safety indications for electric devices

for measurement, control and laboratory use

Part 1: General indications

This regulation requires that both material and the print shall withstand cleaning with chemical agents commonly used in industry.

By rubbing manually by hand, without excessive pressure, for 30 seconds with a cloth soaked in the specific detergent or, if not specified, Isopropyl Alcohol.

#### CEMBRE INTERNAL TEST

This test was created to simulate cleaning with chemical products commonly used on various surfaces.

By wiping with a cloth soaked in 95% Ethanol 30 times and making a visual inspection after every 10 passes.

#### SALINE MIST

##### EN ISO 9227

Environmental Testing

Part 2: Tests - Test Ka: Salt mist

The test methods listed by the standard are the following:

- Concentration of  $50 \pm 5$  g/l of Sodium Chloride;
- pH of the solution between 6.5 and 7.2;
- Temperature inside the cabin  $35 \pm 2^\circ\text{C}$ .

Self-adhesive media are applied to plastic surfaces, while cable markers are applied to cables with PVC insulation.

After the test, the samples must undergo a visual examination and, if necessary, electrical and mechanical controls as required by appropriate regulations. At the end of the test, the print should still be legible.

#### RESISTANCE TO SOLVENT VAPOUR

##### CEI EN 60464-2

Resistance to solvent vapour is verified by the condition of the test sample following exposure.

The standard requires the sample to be placed in a container of the specified solvent.

The test samples must be suspended vertically with the lower edge around

150 mm above the surface of the test solvent. During the exposure, the liquid must not evaporate completely and, if necessary, must be topped up. The temperature of the test solvent must be  $23 \pm 2^\circ\text{C}$  and the duration of exposure must be  $168\text{h} \pm 1$  (seven days). After removal from the container, each test sample must be examined to determine whether there has been any change in appearance, loss of adherence of the sub layer, exfoliation, detachment, bulging or other signs of deterioration.

Solvents used by Cembre are: Acetone (not for PVC material), Ethanol, Hexane

Excepting PET transparent material.

#### RESISTANCE TO ABRASION

##### DIN 30643

This standard specifies a test method to determine resistance to rubbing and abrasion of printed flat surfaces that are exposed to mechanical forces such as rubbing and chemical stresses such as cleaning fluids.

After testing the print should be legible to the naked eye.

The following materials printed with the MG2-EPTR 991611 Premium Black Ribbon are certified DIN 30643-A-S-3:

- Rigid flat White PVC  
MG-TAP, MG-TAA, MG-TAR, MG-DOG, MG-PTS, MG-PTSA, MG-ETF,  
MG-TPMF, MG-TAPW, MG-PLC, MG17.5-R, MG2-17.5-R, MG17.5-A, MG2-17.5-A,  
MG-VRT-R, MG2-VRT-R, MG-VRT-AH, MG2-VRT-AH, MG-SIGNS-A, MG-CPMF.
- Rigid flat White Polycarbonate  
MG-TAA-HF, MG-TAP-HF, MG-PTS-HF, MG-PTSA-HF, MG-ETF-HF,  
MG-TPMF-HF, MG-DOG-HF, MG-VRT-A-HF, MG2-VRT-A-HF,  
MG-VRT-AH-HF, MG2-VRT-AH-HF
- White Polycarbonate  
MG-CPM, MG-TDM, MG2-TDMO
- White PVC film  
MG-VYT, MG2-VYT, MG-17.5-VY, MG-17.5-SB, MG-SIGNS-VY,  
MG-CPMFA
- White Polyester film  
MG-PYT, MG-17.5-PY, MG-SIGNS-PY
- Yellow PVC coated fabric  
MG-VCT

**UV RESISTANCE****EN ISO 4892-2**

Methods of exposure to laboratory light sources

**Part 2: Xenon arc lamps**

Exposure to artificial laboratory light, in Solarbox model 1500E.

The properties of the material and the legibility of the print are verified after the test.

- *Temperature of black panel: 65°C ± 3°C*
- *Exposure: continuous*
- *Radiation: 550 W/m<sup>2</sup>*
- *Xenon 1500 W lamp*
- *Borosilicate 280 mm filter (outdoor)*
- *External testing temperature: 20°C ± 5°C*

**EFFECT OF AGEING****CEI 16-7**

Elements to identify terminals and cable endings

**Paragraph 7.4 Thermal tests**

20 samples per type and size are used, applied on cylindrical steel barrels approx. 100 mm long: 10 of the minimum diameter and 10 of the maximum diameter of the cable used with the element. The samples are then located in a climatic chamber and held for 5 hours at the maximum usage temperature expected, then left to cool to room temperature.

At the end of the test, all of the samples should show substantial dimensional stability. None of the samples, especially those in temperature regulating material, should have breaks or cracks.

Small deformations are allowed. Where applicable, it should be possible to remove and replace elements tested in holders.

Conformity is verified by visual examination.

**EFFECT OF IMMERSION IN LIQUID CHEMICALS****UNI EN ISO 175**

Test methods to determine the effects of immersion in chemicals

The standard specifies methods for exposing plastic test samples to liquid chemical agents and for determining changes in characteristics caused by this exposure. It includes the immersion test for 24 hours of the entire surface of the test sample and applies to all solid plastic materials, submitted in the form of printed or extruded materials, plates, pipes, bars or sheets with a thickness greater than 0.1 mm.

The test samples are completely immersed in a test liquid for a specified time and temperature.

Their characteristics are determined before immersion, after removal from the liquid and after drying.

The test methods specified are the following:

- Changes in mass, dimensions and appearance, immediately after removal from the liquid and after drying
- Change in the physical characteristics (mechanical, thermal, optical, etc.) immediately after removal from the liquid and after drying.
- The quantity of liquid absorbed.

Chemicals used by Cembre: Hydrochloric acid, Nitric acid, Hydrofluoric acid

**CUSTOMER INFORMATION**

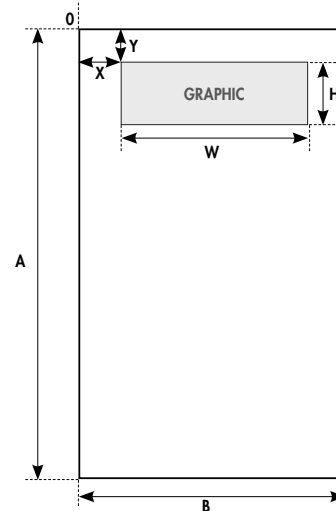
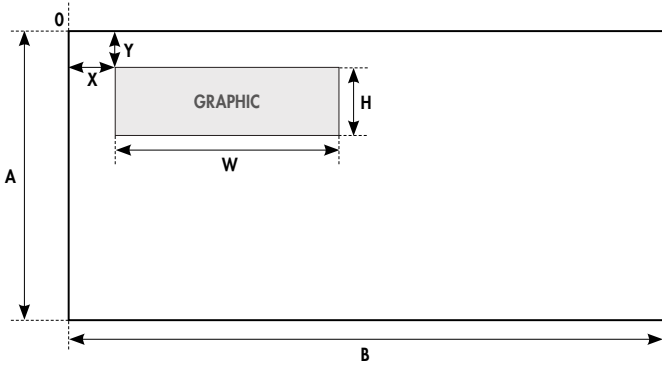
Contact name.....  
 Company.....  
 Address.....  
 City..... Postcode.....  
 Phone..... Fax.....  
 E-mail.....

**MEDIUM**

Part code.....

Landscape Size mm **A**..... **B**.....

Portrait Size mm **A**..... **B**.....



self adhesive     plain     predrilled with holes

Colour.....

**GRAPHIC**

GRAPHIC Area **W**.....x **H**..... mm

GRAPHIC Position **X**.....x **Y**..... mm

GRAPHIC Colour references (Pantone®, RAL...).....

GRAPHIC Vector file (Adobe Illustrator .ai, Corel Draw .cdr, AutoCAD .dxf)

Sample PLATE (eg. currently used)

**ORDER**

First order quantity..... Annual consumption.....

Date sent..... Authorised by.....

Signature.....



# Cembre



*This catalogue is the property of Cembre.*

*Any reproduction (in full or in part) is forbidden without the prior written permission of Cembre. Information in this catalogue is provided to aid the commercial selection of products. It is not intended for use as an instruction manual. Information concerning application and correct operational use is provided by specific documentation delivered with the products.*

*Cembre reserves the right to modify specifications in this catalogue without prior notice. Errors and omissions excepted.*

*Printing: IGB Group Brescia*



Cembre S.p.A.

via Serenissima, 9  
25135 Brescia  
ITALY

Phone: +39 030 36921  
Fax: +39 030 3365766  
sales@cembre.com



*Cembre Ltd.*

*Dunton Park, Kingsbury Road, Curdworth - Sutton Coldfield - West Midlands B76 9EB, UK*

*Phone: +44 01675 470440*

*Fax: +44 01675 470220*

*sales@cembre.co.uk*

*www.cembre.co.uk*



*Cembre S.a.r.l.*

*22 Avenue Ferdinand de Lesseps, 91423 Morangis Cedex, FRANCE*

*Tél.: +33 01 60 49 11 90*

*Fax: +33 01 60 49 29 10*

*info@cembre.fr*

*www.cembre.fr*



*Cembre España S.L.U.*

*Calle Verano, 6 y 8 - P.I. Las Monjas, 28850 Torrejón de Ardoz - Madrid, ESPAÑA*

*Teléfono: +34 91 4852580*

*Telefax: +34 91 4852581*

*comercial@cembre.es*

*www.cembre.es*



*Cembre GmbH*

*Heidemannstraße 166 - 80939 München, DEUTSCHLAND*

*Telefon: +49 089 3580676*

*Fax: +49 089 3580677*

*sales@cembre.de*

*www.cembre.de*



*Cembre Inc.*

*Raritan Center Business Park - 181 Fieldcrest Avenue, Edison, New Jersey 08837, USA*

*Tel.: +1 732 225-7415*

*Fax: +1 732 225-7414*

*sales.us@cembreinc.com*

*www.cembreinc.com*

*Any other country, please contact Cembre S.p.A. - Italy*



www.cembre.com



Cod. 6260472