



# TREASURE VALLEY TREE SELECTION GUIDE



# TABLE OF CONTENTS

|   |              |
|---|--------------|
| <b>INTRODUCTION</b> .....                           | <b>2</b>     |
| <b>HOW TO USE THE GUIDE</b> .....                   | <b>3</b>     |
| <b>SYMBOLS</b> .....                                | <b>4</b>     |
| <b>USDA ZONES</b> .....                             | <b>5</b>     |
| <b>TREE PLANTING PERMIT</b> .....                   | <b>5</b>     |
| <b>PLAN BEFORE YOU PLANT</b> .....                  | <b>5</b>     |
| <b>TREE PLANTING INSTRUCTIONS</b> .....             | <b>6</b>     |
| <b>MAINTAINING HEALTHY TREES</b> .....              | <b>7</b>     |
| <b>CLASS I TREES</b> .....                          | <b>8-16</b>  |
| <b>CLASS II TREES</b> .....                         | <b>17-29</b> |
| <b>CLASS III TREES</b> .....                        | <b>30-34</b> |
| <b>CONIFERS</b> .....                               | <b>35-46</b> |
| <b>NOT TO BE PLANTED IN RIGHTS-OF-WAYS</b> .....    | <b>47</b>    |
| <b>ADDITIONAL RECOMMENDED TREE SELECTIONS</b> ..... | <b>48-49</b> |
| <b>CONTRIBUTING ORGANIZATIONS</b> .....             | <b>50</b>    |
| <b>PARTICIPATING ORGANIZATIONS</b> .....            | <b>51</b>    |

## INTRODUCTION

The Treasure Valley (TV) Tree Selection Guide was created by public, private and non-profit stakeholders who are engaged in growing, planting, planning for and managing the region's community forest resources (see contributors). This guide answers the most commonly asked questions about appropriate tree selection in a number of different landscape locations and applications throughout the Treasure Valley from home to commercial.

The TV Tree Selection Guide originated from the Boise Parks & Recreation Department's Tree Selection Guide developed by the Urban Forestry Unit in 1995. The guide was primarily used for tree selection on rights-of-way plantings for street and landscapes in Boise. The new TV Tree Selection Guide has been updated and the tree species selections broadened to include new cultivars and trees that have proven performance over time for the entire Treasure Valley region.

Public awareness of the benefits of trees has grown exponentially over the past twenty years. This national movement to secure a place for trees in every community beginning decades ago has transformed many communities including the Treasure Valley. It has been scientifically demonstrated that trees possess the ability to mitigate air pollution, conserve energy, reduce erosion, produce oxygen, calm our senses, enhance property values and beautify our surroundings. Planting trees and nurturing them to maturity is one thing an individual can do to help put society on the track to a sustainable future.

The importance of planting the right tree in the right location is at the heart of sound community forestry practices. Please use the TV Tree Selection Guide (<http://www.tvcanopy.net/tree-selection-guide/>) as a comprehensive resource when selecting trees for the Treasure Valley.

A major emphasis of this publication has been to introduce species that you may not be aware of and to encourage you to look and educate yourself on the best selection for your particular yard and growing area. Many of the recommended trees listed in this guide are generally available at local nurseries. Some of the trees in this guide will need to be special ordered from your local nursery, as they may not be in stock.


## HOW TO USE THE GUIDE

The TV Tree Selection Guide is divided into sections determined by the width, height and spacing requirements that trees will need at maturity. Broadleaf trees, that normally shed their leaves annually, are arranged into classes: I, II, and III for easy reference. Conifers, most evergreen, are listed in alphabetical order.


- Class I** Small trees which do not generally reach over 25-30' in height and width. Spacing, 20-30' between trees. Good for under power lines or smaller planting areas.
- Class II** Usually considered medium sized trees mostly planted for their shade and excellent use in the landscape and parkway plantings. Reaching 30-40+' height and width. Spacing, 30-40' between trees.
- Class III** Many are long lived and attain large height and trunk diameter. Make sure you have ample room to accommodate it at maturity. May reach 70'+ in height and width. Spacing, 40-60' between trees.
- Conifers** Provide year round greenery, screening and serve as excellent wildlife shelters. Generally, they should not be pruned and will need large growing areas away from buildings, sidewalks and driveways. Spacing varies with species.

### TREE FORMS


Columnar, Irregular, Oval, Pyramidal, Rounded, Vase and Weeping are shown beside the form designation. A search on-line will show the forms mentioned.




COLUMNAR




IRREGULAR




OVAL



PYRAMIDAL



ROUNDED



VASE



WEeping

# SYMBOLS

At the bottom of each illustrated tree page are boxes with symbols denoting additional information about that particular tree. These symbols are explained as:



## Solar Friendly

A solar friendly tree is one that has been planted at a specific location within your landscape to maximize the sun's rays year-round. These trees provide shade during the summer and a large percentage of sunlight penetration during the winter; resulting in a more solar energy efficient home.

Large broadleaf trees on the south and west sides of your house will shade the roof and walls in summer. In winter they will allow the warming sunlight to pass through.



## Wildlife Friendly

Produces fruit, nuts, shelter or nesting sites for animals and birds



## Street Tree

Ok to plant in the rights-of-way (parkway) along streets (a permit may be required). Many regulatory agencies only accept Class II shade trees in 8' wide parkways and landscape islands within the rights-of-way. Check with your local agencies for Street Tree Planting Requirements and Regulations.



Lower Water Demand

## Drought Tolerance

No tree can survive in permanently dry soil. Some are more tolerant of periodic dry soil conditions than others. For our purposes, three levels of tolerance are defined, each falling along a range from lower water demand to higher water demand. Each of these levels is assigned a symbol; these levels and their respective symbols fall along a scale which may be shown as follows:



Moderate Water Demand



High Water Demand

**Remember:** Lower water demand does **not** mean a tree can survive in permanently dry soil. All trees prefer a somewhat moist soil for optimum health and maximum growth. To protect your investment, be sure to water tree regularly in hot, dry periods and dry periods during the winter months.



## Utility Friendly

Ok to plant under utility lines



## Windbreaks

Helps screen and deflect winds away from homes and buildings



## USDA ZONES

The United States Department of Agriculture (USDA) has established ten hardiness zones (temperature ranges) throughout the United States based on 10 differences in the average annual minimum temperature. Trees are propagated and grown to match these zones. Referring to these zones can help you decide which type of tree to plant for optimal growing success. The four hardiness zones in Idaho are listed below with the average annual minimum temperature for each:

**Zone 3:** -40 to -30 F      **Zone 4:** -39 to -20 F  
**Zone 5:** -20 to -10 F      **Zone 6:** -10 to 0 F

These zones are in parenthesis under the “Growing Conditions” section of each page. The Boise area is zone 5/6. Contact your local extension office for the correct zone in your area.

## TREE REMOVAL/PLANTING PERMIT

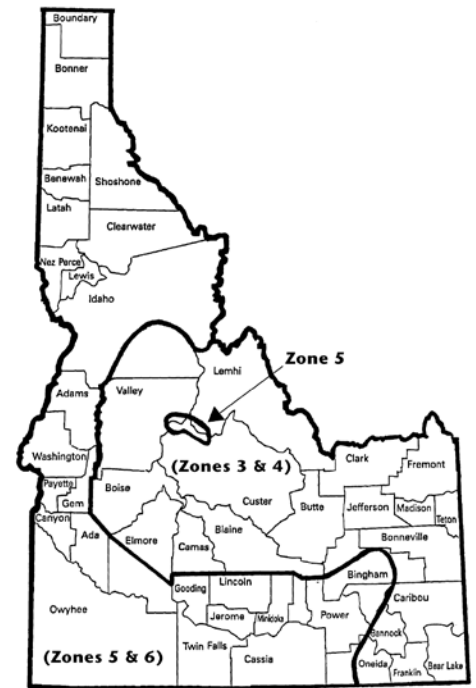
Some cities require a permit to remove and/or plant a tree in the public rights-of-way, from the road edge to the private property line. Some streets have parkways of varying width in which trees, grass or low ground cover are planted also called planting strips. These parkways or planting strips are generally in the public rights-of-way and may need a permit to remove and/or plant a tree.

## PLAN BEFORE YOU PLANT

The importance of matching the tree and its growth requirements to the planting site cannot be over emphasized. The best planting plan will not save a tree that is poorly suited to the planting site. The tree must be able to tolerate factors such as unfavorable soil conditions, inadequate or excessive water levels, space and shade limitations. Selecting a tree that meets the site conditions **is the single most important factor in achieving its success**. When planting more than one tree be conscious of the different planting space requirements for each species (this is found next to “size” on each illustrated page). In Idaho you **must** call Digline at 811 or 208-342-1585 before digging.

To select the planting site and the tree that best fits your needs, carefully consider:




- A Landscaping purpose** – To provide shade, color, a screen from the wind or to enhance wildlife habitat.
- B Planting site** – Are overhead or underground utilities present? Make sure you give your tree adequate room to grow. Try to envision it 10-50 years into the future. How close is the tree to structures and other trees near the planting area.
- C Soils** – In urban areas can be highly variable. Too much or too little drainage often causes trees to decline and die. Check with your county extension office on ways to test your site's soil condition.
- D Maintenance** – All trees need regular watering, routine pruning and periodic inspection for pests and disease. Planning now can save time and money later.



# TREE PLANTING INSTRUCTIONS

The three most common types of planting stock found at local nurseries are in containers, bare root, or balled and burlapped (B&B). Planting procedures will vary depending on the type of stock selected. Each has advantages and disadvantages, but a sturdy tree will result by carefully following the procedures outlined below.

1. Dig a hole 2-3 times as wide as the root ball and the **same depth** as the tree was planted in the nursery. Make sure the sides of the hole are rough and uneven. This helps the roots become established in the native soil. Continue with the steps below, depending on the type of stock you are planting.

| TYPE   | PLANTING PROCEDURES  |
|--|--|
| <p><b>Container Stock</b></p>                     | <p>Gently remove container and inspect the root ball for circling roots. If only a few are found, gently separate and spread them outward. Eliminate masses of circling roots by cutting 2-4 vertical slices on the root ball sides to a depth of one-half inch and cut a shallow "X" on the bottom of the root ball. Cutting circling roots in this way allows growth of new roots into the surrounding native soil. Place the root ball in the planting hole, making sure that the top is level with or slightly higher than the surrounding ground.</p>   |
| <p><b>Balled &amp; Burlapped (B &amp; B)</b></p>  | <p>Carefully set the tree into the planting hole so the top of the root ball is level with or slightly higher than the surrounding ground. If the tree is in a wire basket, completely remove it, if possible, or remove the upper one-half after the tree is in its final planting position. Take care not to damage the roots or disturb the integrity of the root ball. Adjust the position using pressure on the root ball; don't move it by twisting the trunk. Straighten the tree and stabilize it by adding soil around the bottom portion of the root ball. Cut and remove all twine, and cut the burlap half way down the root ball.</p> |
| <p><b>Bare Root</b></p>                         | <p>Be sure to keep the roots moist at all times! Prune away any damaged or broken roots. Place the tree in the hole at the same depth that it grew in the nursery. Do not allow roots to curl up or around in the hole. Add soil until the tree can stand by itself. Hold it straight while the hole is being filled. Gently push soil under and between roots with your hands to remove large air pockets. If the tree settles in the hole, gently pull it back to the proper depth.</p>  |

2. Stand back and inspect the tree from several sides to make sure it's straight. If not, move the tree in the hole until it stands straight. Backfill with soil around the roots until the hole is half full. Water sparingly to settle the soil and remove air pockets. Lightly tamp the soil in with the shovel handle to compress the soil around the root ball, taking care not to damage the roots. Continue adding soil until the hole is filled. **Do not** cover the top of the root ball with soil.
3. With the remaining soil, build a basin around the edge of the filled hole. Fill the basin with water several times and allow it to soak into the root ball between each filling. Add soil where excessive settling has occurred.
4. Fill the basin with 2-3" of wood chips. Do not place chips directly against the trunk, as this may promote trunk rot.
5. Unless you live in a windy area, it is not necessary to stake the tree. If you do stake, remove them after one year. Stake if the root ball is fractured or the trunk is not stable.



## MAINTAINING HEALTHY TREES

Once a tree is planted there are several things that **must** be done to help ensure its survival. Most of the threats to the health and life of young trees can be avoided or reduced with a few simple precautions. Please read the following post-planting care tips carefully.

### WATERING

Watering the tree regularly during the first year is critical to its establishment. Apply about 1 ½" of water per week at one time, rather than watering daily. Place a shallow pie pan under the tree canopy and water the area until 1½" accumulates in the pan. Depending on your sprinkler system, it may take ½ hour to 3-4 hours. Begin watering in the Spring when soils start drying out and continue until Fall. Deduct rainfall received during the week from the 1½" total. Water more often in periods of drought and above normal temperatures.

### MULCHING

Mulching is a must! Mulch with wood chips to help retain soil moisture and reduce weeds. It also protects the tree from lawn mowers and weed whippers. Mulch with 2"-3" of material at a 6' diameter. Keep mulch away from the tree trunk a few inches to avoid trunk rot. As mulch decomposes, it enriches the soil and provides organic matter and beneficial microorganisms.

### FERTILIZING

Fertilizers are natural or synthetically produced elements applied to the soil or foliage of plants to supply nutrients necessary for normal or accelerated growth. With the exception of nitrogen, fertilizing with other nutrients is usually not required unless a known deficiency exists. As long as your trees have normal leaf size and color and appear to be growing well, the nutrients in the soil are probably adequate.

If a deficiency is suspected, a soil analysis should be done to determine what nutrient or mineral is deficient. Testing can usually be performed by an agricultural soils laboratory or by your local county extension service. After testing, a report is prepared for you identifying what nutrients need to be applied to correct any deficiencies. Only those nutrients which are known to be deficient should be applied since over application of certain elements over time can be harmful to your trees.

Over fertilization can contribute to ground water contamination or pollution of adjacent bodies of water. If nitrogen is to be applied, slow release formulas are recommended as they will limit the chances of root 'burning', which can be caused by some of the quick release, high concentrate, nitrogen fertilizers. Natural organic forms of nitrogen are your best choices for fertilizing.

### PRUNING

Pruning is the most common tree maintenance procedure. Pruning to improve structure or enhance vigor is associated with mature or aging trees. When planting young trees, prune to remove the dead, broken or crossing branches. Cut the branches to just outside the branch collar. Avoid flush cuts or stubs. Do not apply wound dressings to the cut area after pruning. It is not necessary and may impede the tree's natural healing process. For pruning assistance, contact your local city Forestry Department for a list of recommended Licensed Tree Services.

### PESTS

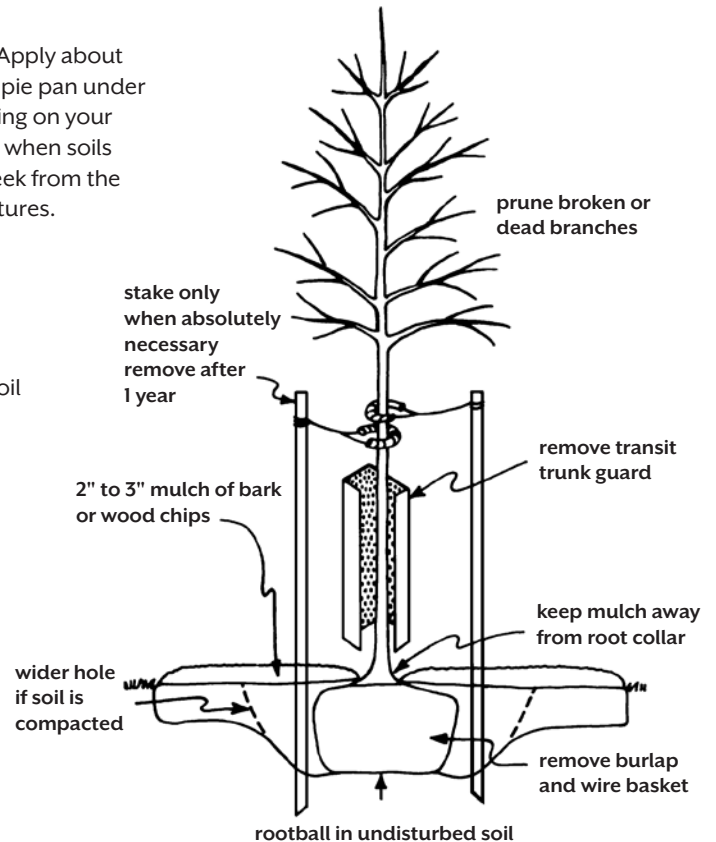
Some of the more common forms of pests include insects, mites, bacteria, fungi and viruses. There are many organisms in the landscape that are considered pests because of the amount of damage they cause the host plant or because they may be present in such large numbers that they become undesirable. However, some of these organisms **do not** harm plants but are truly beneficial to the host plant and are a valuable component of the ecosystem.

Many pest problems occur as a result of improper watering, poor plant stock, or an inferior planting site. Trees that are poorly adapted to a particular site are usually the ones most affected by pests. Choosing the appropriate tree and planting it in an environment capable of sustaining good growth will significantly reduce many pest problems.

In selecting the trees for the illustrated section of this guide, we have chosen species that have adapted well to our local environment. Although we have listed certain pests associated with these trees, with the proper attention to correct planting procedures, growing conditions and maintenance, you will promote a tree's best protection against pests ... **good health**.

### WEEDS AND THE USE OF HERBICIDES


Keep the area around your tree free of weeds and other competing plants. Use wood chip mulch to suppress the weeds or remove them by hand when possible. Avoid the use of herbicides near the tree as certain formulations may seriously injure or kill the tree. If you decide to use herbicides, avoid getting any on the leaves, branches, trunk or near the root area of any plant you wish to keep. Beware of fertilizers containing weed killers. These types of 'weed and feed' fertilizers **should not** be used over areas where tree roots are growing, as they can seriously injure or even kill trees. Remember that tree roots extend well beyond the perimeter of the outermost branches.





# CLASS I TREES

Small trees which do not generally reach over 25-30' in height and width. Spacing, 20-30' between trees. Good for under power lines or smaller planting areas.



Magnolia, Saucer



## Chokecherry, Amur

*Prunus maackii*



© Bailey Nurseries Inc. photo

|        |                                  |            |                           |
|--------|----------------------------------|------------|---------------------------|
| Family | Rosaceae                         | Fall Color | Yellow                    |
| Form   | Rounded densely branched         | Seed       | Small red to black edible |
| Size   | 20-30 ft. High<br>18-25 ft. Wide | Flower     | White on 2-3" racemes     |

### Characteristics

An ornamental flowering cherry tree with a dense, broad-rounded crown. It has attractive, exfoliating golden brown bark and fragrant white flowers in 6 to 10 flowered clusters.

### Growing Conditions (Hardy in Zones 2-6)

**Water:** Moderate water requirement

**Light:** Full sun to part shade

**Soil:** Well drained

### Growth Rate

Moderate, 1 ft per year

### Disease and Insect Pests

Leaf spot and leaf curl; aphids, borers and scale

### Commonly Available Varieties

'Manchurian Cherry'



## Chokecherry, Canada Red

*Prunus virginiana*



J. Frank Schmidt & Son Co. photo

|        |                               |            |                                      |
|--------|-------------------------------|------------|--------------------------------------|
| Family | Rosaceae                      | Fall Color | Purple/red                           |
| Form   | Small suckering tree          | Seed       | Small red berries                    |
| Size   | 20-25 ft. High<br>20 ft. Wide | Flower     | White bloom on<br>3- 6" long racemes |

### Characteristics

Grown as either a suckering single stem or clump small ornamental tree. Foliage emerges green, changing to reddish purple by mid summer. Seeds in the fruit are toxic to humans and animals.

### Growing Conditions (Hardy in Zones 2-10)

**Water:** Tolerates low to moderate amounts

**Light:** Full sun

**Soil:** Tolerates most soil types

### Growth Rate

Fast, 1-2 ft per year

### Disease and Insect Pests

Shot hole leaf fungus

### Commonly Available Varieties

See local nurseries for varieties





## Crabapple, Red Flowering

*Malus spp.*



J. Frank Schmidt & Son Co. photo

|        |                                  |            |                        |
|--------|----------------------------------|------------|------------------------|
| Family | Rosaceae                         | Fall Color | Yellow/brown           |
| Form   | Varies with variety              | Seed       | Small apple            |
| Size   | 15-25 ft. High<br>15-25 ft. Wide | Flower     | Light pink to rosy red |

### Characteristics

Selection of the variety of this popular small tree is usually based on flower color (light pink to rosy-pink to deeper shades of red) and fruit color (red or orange) and persistence (clinging or falling in winter). Apples can be a favorite of birds.

### Growing Conditions (Hardy in Zones 3-6)

**Water:** Quite drought tolerant in maturity

**Light:** Full sun

**Soil:** Well-drained, acidic soil is best; quite adaptable

### Growth Rate

Medium/fast, depending on variety; short lived, at most 50 years

### Disease and Insect Pests

Fireblight can be a serious disease as can cedar-apple rust and apple scab. Borers, scale and aphids are among the common insect pests.

### Commonly Available Varieties

'Prairefire' - pink/red flowers with red persisting fruit

'Royalty' - crimson to purple flowers with dark red fruit

'Perfect Purple' - deep pink to rose red flowers with purple to red fruit

Royal Raindrops® - pictured above



## Crabapple, White Flowering

*Malus spp.*



J. Frank Schmidt & Son Co. photo

|        |                                  |            |                             |
|--------|----------------------------------|------------|-----------------------------|
| Family | Rosaceae                         | Fall Color | Yellow/brown                |
| Form   | Varies with variety              | Seed       | Small apple                 |
| Size   | 15-25 ft. High<br>15-25 ft. Wide | Flower     | White fragrant spring bloom |

### Characteristics

Flower color is white. Fruit color among the varieties are red, orange or gold and winter persistence of fruit on the tree also differs, some remaining until spring. Apples are edible to birds.

### Growing Conditions (Hardy in Zones 3-6)

**Water:** Quite drought tolerant in maturity

**Light:** Full sun

**Soil:** Well-drained, acidic soil is best; quite adaptable

### Growth Rate

Medium/fast, depending on variety; short lived, at most 50 years

### Disease and Insect Pests

Fireblight can be a serious disease as can cedar-apple rust and apple scab. Borers, scale and aphids are among the common insect pests.

### Commonly Available Varieties

'Spring Snow' - carries almost no fruit

'Snowdrift' - pink buds, small orange colored persistent fruit

Golden Raindrops® - profuse bloomer, golden yellow fruit





## Cockspur Hawthorn

*Crataegus crus-galli*



J. Frank Schmidt & Son Co. photo

|        |                               |            |                                     |
|--------|-------------------------------|------------|-------------------------------------|
| Family | Rosaceae                      | Fall Color | Orangish/red                        |
| Form   | Round                         | Seed       | Red fruit                           |
| Size   | 20-25 ft. High<br>25 ft. Wide | Flower     | Creamy white, un-pleasantly scented |

### Characteristics

A spreading glossy green foliage tree with abundant white flowers producing clusters of deep red persistent fruit. Tree has exfoliating bark.

### Growing Conditions (Hardy in Zones 4-6)

**Water:** Drought tolerant in maturity

**Light:** Full sun

**Soil:** Prefers moist, well drained, but will tolerate alkaline soils

### Growth Rate

Slow to medium growth, 1 ft per year

### Disease and Insect Pests

Cedar rust, fireblight and leaf spot are diseases that can be bothersome. Scale and mites are most likely insect pests.

### Commonly Available Varieties

'Crusader Thornless' - most common thornless variety



## Dogwood, Cornelian

*Cornus mas*



J. Frank Schmidt & Son Co. photo

|        |                                    |            |   |
|--------|------------------------------------|------------|---|
| Family | Cornaceae                          | Fall Color | Yellow  |
| Form   | Multi-stemmed oval shaped          | Seed       | ½" red ripening in late summer                |
| Size   | 20-25 ft. High<br>15 - 20 ft. Wide | Flower     | Small yellow clusters appearing before leaves |

### Characteristics

A small, 20 to 25 foot high tree that thrives in well-drained urban conditions. Commonly called Cornelian Cherry. Can be used as a hedge.

### Growing Conditions (Hardy in Zones 4-8)

**Water:** Moderate water requirement

**Light:** Full to partial sun

**Soil:** Prefers moist well drained; tolerant of alkalinity

### Growth Rate

Slow

### Disease and Insect Pests

Relatively free of pests

### Commonly Available Varieties

See local nurseries for varieties





## Dwf. White Flowering Pear

*Pyrus calleryana 'Jaczam'*



|        |                            |            |                       |
|--------|----------------------------|------------|-----------------------|
| Family | Rosaceae                   | Fall Color | Yellow                |
| Form   | Narrow columnar            | Seed       | Small 1/2" green pome |
| Size   | 15 ft. High<br>10 ft. Wide | Flower     | White                 |

### Characteristics

Tight branched narrow upright growth makes a perfect ornamental tree for limited space landscapes. Hardest of all the flowering pears.

### Growing Conditions (Hardy in Zones 5-8)

**Water:** Tolerates low to moderate amounts

**Light:** Full sun

**Soil:** Adaptable to most soil types

### Growth Rate

Fast, 1-2 ft per year

### Disease and Insect Pests

Minimum; some fireblight susceptibility


### Commonly Available Varieties

Jack®



## Dogwood, Flowering

*Cornus florida*



|        |                                  |            |                                 |
|--------|----------------------------------|------------|---------------------------------|
| Family | Cornaceae                        | Fall Color | Red                             |
| Form   | Irregular, unique                | Seed       | Red, stone fruit                |
| Size   | 15-20 ft. High<br>15-20 ft. Wide | Flower     | 3" Red, pink or white in spring |

### Characteristics

Dark Green leaves consistently turning red in autumn. Attractive in all seasons. Excellent specimen tree and is considered to be one of the most attractive native flowering trees in the United States. Flowers in spring before leaves appear. Flower color varies with the variety selected. Appeals to birds and wildlife.

### Growing Conditions (Hardy in Zones 5-6)

**Water:** Moderate to high water demand

**Light:** Partial shade

**Soil:** Cool, well-drained, light soil with some organic matter

### Growth Rate

Slow/medium; short to moderate life span

### Disease and Insect Pests

Borers and leaf spot are common, especially on stressed trees. Maintaining proper watering and soil conditions helps to keep this species healthy.

### Commonly Available Varieties

'Cloud 9' (white flowering)

'Cherokee Chief' (red flowering)

'Milky Way Select' (*Cornus kousa*) creamy white





## Goldenrain Tree

*Koelreuteria paniculata*



J. Frank Schmidt & Son Co. photo

|        |                                  |            |                            |
|--------|----------------------------------|------------|----------------------------|
| Family | Sapindaceae                      | Fall Color | Yellow                     |
| Form   | Round                            | Seed       | Papery "lantern"           |
| Size   | 30-40 ft. High<br>30-40 ft. Wide | Flower     | Yellow clusters<br>in July |

### Characteristics

A superb flowering tree for many situations. Unrivaled for late summer yellow flowers. Leaves are 8 to 15 inches long and bear 8 to 15 irregularly lobed medium green leaflets. In spring, the leaves emerge a purplish-red color. Seed capsules begin to appear in August looking very much like Japanese paper lanterns; they persist on the tree throughout winter.

### Growing Conditions (Hardy in Zones 5-6)

**Water:** Heat and drought tolerant in maturity

**Light:** Full sun

**Soil:** Adaptable; tolerant of heavy alkaline soils

### Growth Rate

Fast, nearly 2 ft per growing season on a good site

### Disease and Insect Pests

Mostly free of major pests


### Commonly Available Varieties

'September' - flowers late, may not be as hardy of a species



## Magnolia, Saucer

*Magnolia x soulangiana*



CLASS I

|        |                                  |            |                            |
|--------|----------------------------------|------------|----------------------------|
| Family | Magnoliaceae                     | Fall Color | Yellow/brown               |
| Form   | Pyramidal/Round                  | Seed       | Cone like cluster          |
| Size   | 20-30 ft. High<br>20-30 ft. Wide | Flower     | Pink/white to 7"<br>across |

### Characteristics

Very desirable as a specimen tree for pre-leaf display of large pink/white flowers. Often outer ring of petals in pink/purple while interior petals are pure white. Medium green leaves are 4-6" long. Buds are soft and woolly. Late spring frost will sometimes kill the new flower buds.

### Growing Conditions (Hardy in Zones 5-6)

**Water:** High water demand

**Light:** Full sun/partial shade

**Soil:** Needs good loam with high organic matter content.

### Growth Rate

Medium, 1-2 ft per year on a good site; moderate life-span of about 100 years

### Disease and Insect Pests

Several leaf spots and cankers; magnolia scale, tuliptree scale, and others. Sapsuckers often drill holes into the trunk, doing little harm.

### Commonly Available Varieties

'Galaxy'

'Royal Star' (*Magnolia stellata*)

'Rustric Rubra'





# Maple, Amur

*Acer ginnala*



|               |                                  |                   |                             |
|---------------|----------------------------------|-------------------|-----------------------------|
| <b>Family</b> | Aceraceae                        | <b>Fall Color</b> | Brilliant red               |
| <b>Form</b>   | Round                            | <b>Seed</b>       | Winged samara               |
| <b>Size</b>   | 15-20 ft. High<br>15-20 ft. Wide | <b>Flower</b>     | Fragrant<br>yellowish white |

## Characteristics

A small tree or shrub, usually multi-stemmed. One of the first trees to leaf in spring. Dark green summer leaves give way to orange/red in autumn. Winged seeds persist through winter.

## Growing Conditions (Hardy in Zones 3-8)

**Water:** Tolerates moist conditions, somewhat drought tolerant in maturity

**Light:** Full sun/partial shade

**Soil:** Tolerates most soil types, adaptable to alkaline

## Growth Rate

Medium to fast, 1-2 ft per year

## Disease and Insect Pests

Verticillium wilt, otherwise free from most pests

## Commonly Available Varieties

'Flame'  
Red November™



# Maple, Rocky Mountain

*Acer glabrum*



|               |                                      |                   |   |
|---------------|--------------------------------------|-------------------|---|
| <b>Family</b> | Aceraceae                            | <b>Fall Color</b> | Yellow to reddish orange                      |
| <b>Form</b>   | Multi-stemmed upright tree           | <b>Seed</b>       | Reddish winged samara                         |
| <b>Size</b>   | 10 - 30 ft. High<br>10 - 15 ft. Wide | <b>Flower</b>     | Inconspicuous<br>yellow/green in early spring |

## Characteristics

A small multi-stemmed tree with slender spreading branches. A cold hardy small tree. It does not tolerate full sun as leaves will scorch.

## Growing Conditions (Hardy in Zones 5-10)

**Water:** Low to moderate water requirement

**Light:** Partial or diffused sun

**Soil:** Moist, well drained

## Growth Rate

Moderate, 1 ft per year

## Disease and Insect Pests

Relatively free of pests

## Commonly Available Varieties

Glow®  
See local nurseries for varieties





## Maple, Tatarian

*Acer tataricum*



|               |                                      |                   |                            |
|---------------|--------------------------------------|-------------------|----------------------------|
| <b>Family</b> | Sapindaceae                          | <b>Fall Color</b> | Yellow/red                 |
| <b>Form</b>   | Upright round multi-stemmed          | <b>Seed</b>       | Red colored winged samaras |
| <b>Size</b>   | 15 - 20 ft. High<br>15 - 20 ft. Wide | <b>Flower</b>     | Pale greenish white        |

### Characteristics

Grows as a small upright spreading multi-stemmed tree. Spring blooms are followed by brightly colored samaras that persist until fall.

### Growing Conditions (Hardy in Zones 3-8)

**Water:** Requires moderate amount of regular water

**Light:** Tolerates full to partial sun

**Soil:** Will tolerate clay soils and some drought

### Growth Rate

Once established between 8-12 inches per year

### Disease and Insect Pests

Aphids, scale and mites have been noted; verticillium wilt may appear

### Commonly Available Varieties

'Hot Wings®' - bright scarlet red samaras and orange red fall color



## Plum, Purple Leaf Flowering

*Prunus cerasifera*



|               |                                  |                   |                                   |
|---------------|----------------------------------|-------------------|-----------------------------------|
| <b>Family</b> | Rosaceae                         | <b>Fall Color</b> | Nothing significant               |
| <b>Form</b>   | Small shrubby, single stem       | <b>Seed</b>       | Large red edible fruit            |
| <b>Size</b>   | 15-30 ft. High<br>15-20 ft. Wide | <b>Flower</b>     | Fragrant light pink single flower |

### Characteristics

Popular purple leaf varieties bloom in early spring before leafing out with fragrant light pink flowers. Tree shape varies from rounded to upright vase shape depending on variety.

### Growing Conditions (Hardy in Zones 5-6)

**Water:** Requires moderate amount of regular water

**Light:** Tolerates full sun

**Soil:** Prefers well drained, tolerates higher pH

### Growth Rate

Fast

### Disease and Insect Pests

Aphids, scale, borers, canker and leaf spot

### Commonly Available Varieties

'Krauter Vesuvius' - oval rounded crown shape

'Newport' - hardiest, rounded crown shape

'Thundercloud' - vase shape





## Redbud, Eastern

*Cercis canadensis*



J. Frank Schmidt & Son Co. photo

|        |                                  |            |                                   |
|--------|----------------------------------|------------|-----------------------------------|
| Family | Rosaceae                         | Fall Color | Yellow                            |
| Form   | Round                            | Seed       | Bean like pod                     |
| Size   | 20-30 ft. High<br>20-25 ft. Wide | Flower     | Attractive pink clusters in April |

### Characteristics

A beautiful small tree native to North America. Trunk is usually branched very close to the ground. Heart shaped leaves open with reddish/purple color then turn dark green. Very nice floral displaying April/May lasts 2/3 weeks.

### Growing Conditions (Hardy in Zones 5-6)

**Water:** Quite drought tolerant in maturity

**Light:** Full sun/partial shade

**Soil:** Does well in many soil types

### Growth Rate

Medium growth rate, 1 ft per year

### Disease and Insect Pests

Cankers, verticillium wilt, scale and leaf hoppers

### Commonly Available Varieties

'Forest Pansy'  
'Lavender Twist®'  
'Ruby Falls'

## Serviceberry

*Amelanchier x grandiflora*



J. Frank Schmidt & Son Co. photo

|        |                                  |            |                                   |
|--------|----------------------------------|------------|-----------------------------------|
| Family | Rosaceae                         | Fall Color | Yellow/orange/red                 |
| Form   | Multi-stemmed small tree         | Seed       | Edible 1/4" red to purplish black |
| Size   | 15-25 ft. High<br>15-25 ft. Wide | Flower     | White blooms on 3-4" racemes      |

### Characteristics

Grows as either a strong single stem tree or a large multi-stemmed shrub. White blossoms in late spring producing small red berries turning purplish in fall. Deep green foliage turning orange to deep red in fall.

### Growing Conditions (Hardy in Zones 4-9)

**Water:** Tolerates moderate levels of moisture

**Light:** Full sun

**Soil:** Tolerates most soil types

### Growth Rate

Fast, 1-2 ft per year

### Disease and Insect Pests

Rusts, powdery mildew, fire blight, borers, leaf miners and scale

### Commonly Available Varieties

Autumn Brilliance® - great fall color  
Spring Flurry®





## CLASS II TREES

Usually considered medium sized trees mostly planted for their shade and excellent use in the landscape and parkway plantings. Reaching 30-40+' height and width. Spacing, 30-40' between trees.



Tulip Tree

Deguz Designs photo



## Alder, Red

*Alnus rubra*



ShareAlike 3.0 Unported (CC BY-SA 3.0)

|        |                                  |            |           |
|--------|----------------------------------|------------|-----------|
| Family | Betulaceae                       | Fall Color | Yellow    |
| Form   | Pyramidal                        | Seed       | Cone like |
| Size   | 40-50 ft. High<br>20-25 ft. Wide | Flower     | Catkin    |

### Characteristics

A nice mid-size tree suitable for a home landscape. It tolerates wet conditions and most soils. The 3-7" leaves are dark green turning a nice yellow in the fall. The persistent seed "cones" give it some nice winter interest.

### Growing Conditions (Hardy in Zones 4-6)

**Water:** Tolerates moderate to wet sites

**Light:** Full sun

**Soil:** Tolerates most soil types

### Growth Rate

Fast

### Disease and Insect Pests

Tent caterpillar, canker

### Commonly Available Varieties

Species



## Ash, Green

*Fraxinus pennsylvanica*



J. Frank Schmidt & Son Co. photo

|        |                                  |            |                           |
|--------|----------------------------------|------------|---------------------------|
| Family | Oleaceae                         | Fall Color | Yellow                    |
| Form   | Oval                             | Seed       | Winged                    |
| Size   | 50-60 ft. High<br>30-40 ft. Wide | Flower     | Inconspicuous<br>in April |

### Characteristics

Tough mid-size tree that tolerates adverse conditions. However, with the emergence of the Emerald Ash Borer some municipalities have stopped using it. Check with your local city or county municipality for possible restrictions. The City of Boise does not use this tree on the public rights-of-way.

### Growing Conditions (Hardy in Zones 3-6)

**Water:** Quite drought tolerant in maturity

**Light:** Full sun

**Soil:** Tolerates most soil types

### Growth Rate

Fast, 2-3 ft per year

### Disease and Insect Pests

Canker, viruses, leaf spot, flower gall (mites), borers, scale, aphids

### Commonly Available Varieties

'Cimmaron'

'Patmore'

'Summit'





## Ash, White

*Fraxinus americana*



|        |                                  |            |               |
|--------|----------------------------------|------------|---------------|
| Family | Oleaceae                         | Fall Color | Purple/gold   |
| Form   | Oval                             | Seed       | Winged        |
| Size   | 50-60 ft. High<br>35-45 ft. Wide | Flower     | Inconspicuous |

### Characteristics

Stunning fall color makes this a favorite of homeowners. However, with the emergence of the Emerald Ash Borer some municipalities have stopped using it. Check with your local city or county municipality for possible restrictions. The City of Boise does not use this tree on the public rights-of-way.

### Growing Conditions (Hardy in Zones 4-6)

**Water:** Moderate water demand

**Light:** Full sun

**Soil:** Adaptable

### Growth Rate

Medium/fast, 1-2 ft per year

### Disease and Insect Pests

Canker, viruses, leaf spot, flower gall (mites), borers, scale, aphids

### Commonly Available Varieties

Autumn Purple®



## Beech, European

*Fagus sylvatica*



|        |                                  |            |                           |
|--------|----------------------------------|------------|---------------------------|
| Family | Fagaceae                         | Fall Color | Golden yellow             |
| Form   | Oval/Round                       | Seed       | 1" triangular nut         |
| Size   | 50-70 ft. High<br>35-50 ft. Wide | Flower     | Clusters of yellow globes |

### Characteristics

Dark green to purple leaves in spring turning a rich yellow/brown in autumn. Large tree with dense shade. Smooth gray bark has unusual beauty. Many varieties!

### Growing Conditions (Hardy in Zones 5-6)

**Water:** Moderate water demand

**Light:** Full sun/partial shade

**Soil:** Well-drained, acid soil; somewhat adaptable

### Growth Rate

Slow/medium, 1 ft or less per year; long lived species

### Disease and Insect Pests

Woolly aphid, otherwise mostly free of major pests

### Commonly Available Varieties

'Asplenifolia'

'Riversii'

'Roseomarginata'





## Birch, River

*Betula nigra*

CLASS II



J. Frank Schmidt & Son Co. photo

|        |                                  |            |                        |
|--------|----------------------------------|------------|------------------------|
| Family | Betulaceae                       | Fall Color | Yellow                 |
| Form   | Rounded                          | Seed       | Small nutlet           |
| Size   | 40-60 ft. High<br>40-60 ft. Wide | Flower     | Thin, drooping catkins |

### Characteristics

Beautiful, flaking bark of orange, white, pink and cinnamon make this a very attractive tree. Available in both clump and single stem form it has many uses in the Treasure Valley. However, it can struggle in heavier soils. May not be the best choice in Canyon County or southern Ada county due to alkalinity.

### Growing Conditions (Hardy in Zones 4-6)

**Water:** Moderate to high

**Light:** Full sun

**Soil:** Acidic, does not tolerate heavy clay well

### Growth Rate

Medium/fast, 1-2 ft per year

### Disease and Insect Pests

Borers, aphids, chlorosis (in heavy soil)

### Commonly Available Varieties

Dura-Heat®  
Heritage®

## Elm, Hybrid Cultivars

*Ulmus*



J. Frank Schmidt & Son Co. photo

|        |                                  |            |                |
|--------|----------------------------------|------------|----------------|
| Family | Ulmaceae                         | Fall Color | Yellow         |
| Form   | Vase to Oval                     | Seed       | Flat and round |
| Size   | 40-50 ft. High<br>30-40 ft. Wide | Flower     | Insignificant  |

### Characteristics

New varieties of Elms have entered the market that have a higher disease tolerance to Dutch Elm Disease and Elm Leaf Beetle. These newer varieties have brought back the Elm to the landscape with their arching forms, glossy leaves, and bright yellow fall color.

### Growing Conditions (Hardy in Zones 4-7)

**Water:** Moderate

**Light:** Full sun

**Soil:** Tolerant of most soils

### Growth Rate

Fast, up to 2+ ft per year

### Disease and Insect Pests

Find varieties that have a high resistance to Dutch Elm Disease and Elm Leaf Beetle. Elms can have issues with borers, leaf miners, and scale.

### Commonly Available Varieties

**Emerald Sunshine®**, **Accolade™**, **'New Horizon'**, **Colonial Spirit®**, **'Princeton'** (pictured above)

Hybrid Elms: **'Frontier'**, **Triumph™**





## Filbert, Turkish

*Corylus colurna*



J. Frank Schmidt & Son Co. photo

|        |                                  |            |                                  |
|--------|----------------------------------|------------|----------------------------------|
| Family | Betulaceae                       | Fall Color | Yellow/purple                    |
| Form   | Pyramidal                        | Seed       | Half-inch nut                    |
| Size   | 40-50 ft. High<br>20-30 ft. Wide | Flower     | Two-inch brown catkins in spring |

### Characteristics

An excellent tree that does very well in hot, dry summers and cold winters. Thick, dark green leaves with toothed margins that are seldom attacked by disease or insect. Drooping brown catkins and edible nuts are very appealing. Flaking brown/orange bark is attractive as well. Somewhat formal appearance in the landscape. Not in wide production.

### Growing Conditions (Hardy in Zones 5-6)

**Water:** Quite drought tolerant in maturity

**Light:** Full sun

**Soil:** Well drained, loamy; tolerates alkalinity

### Growth Rate

Medium, 1 ft or more per year

### Disease and Insect Pests

Mostly pest and disease free

### Commonly Available Varieties

Species



## Ginkgo

*Ginkgo biloba*



J. Frank Schmidt & Son Co. photo

|        |                                  |            |                   |
|--------|----------------------------------|------------|-------------------|
| Family | Ginkgoaceae                      | Fall Color | Yellow            |
| Form   | Pyramidal/oval                   | Seed       | Tan, fleshy fruit |
| Size   | 40-60 ft. High<br>30-50 ft. Wide | Flower     | Inconspicuous     |

### Characteristics

Extremely tolerant of adverse conditions, this is an excellent choice for city streetscapes. However, due to its relatively slow growth rate, it can be difficult to find in large numbers. Male clones are the best choice as the fruit of the female is quite messy and has an unpleasant smell.

### Growing Conditions (Hardy in Zones 4-6)

**Water:** Moderate water demand

**Light:** Full sun

**Soil:** Well drained, very adaptable

### Growth Rate

Slow

### Disease and Insect Pests

Mostly free of disease and pests

### Commonly Available Varieties

'Autumn Gold'

'Magyar'

Princeton Sentry®





## Hackberry, Common

*Celtis occidentalis*



J. Frank Schmidt & Son Co. photo

|        |                                  |            |               |
|--------|----------------------------------|------------|---------------|
| Family | Ulmaceae                         | Fall Color | Yellow        |
| Form   | Vase-shaped                      | Seed       | Berry like    |
| Size   | 40-60 ft. High<br>40-60 ft. Wide | Flower     | Inconspicuous |

### Characteristics

A very tough, sturdy tree. Hackberry is a great choice for windy, exposed sites where it is difficult to get trees established.

### Growing Conditions (Hardy in Zones 4-6)

**Water:** Drought tolerant once established

**Light:** Full sun

**Soil:** Tolerates most conditions

### Growth Rate

Medium/fast, 1-2 ft per year

### Disease and Insect Pests

Witches broom, hackberry nipple-gall, scale


### Commonly Available Varieties

See local nurseries for varieties



## Honeylocust, Thornless

*Gleditsia triacanthos* var. *inermis*



J. Frank Schmidt & Son Co. photo

|        |                                  |            |               |
|--------|----------------------------------|------------|---------------|
| Family | Fabaceae                         | Fall Color | Yellow        |
| Form   | Irregular/rounded                | Seed       | Bean like pod |
| Size   | 30-60 ft. High<br>40-50 ft. Wide | Flower     | Inconspicuous |

### Characteristics

A sturdy, dependable shade tree that tolerates most environmental conditions in the Treasure Valley. The small leaflet produces dappled shade so turf does well under it. Most varieties in production today are both seedless and thornless.

### Growing Conditions (Hardy in Zones 4-6)

**Water:** Somewhat drought tolerant in maturity

**Light:** Full sun

**Soil:** Adaptable, tolerates most soil conditions

### Growth Rate

Fast, 2 ft or more per year

### Disease and Insect Pests

Canker, aphids, borers, spider mites, leaf hoppers, others

### Commonly Available Varieties

Imperial®

Shademaster®

Skyline®





## Hornbeam, European

*Carpinus betulus*



© Bailey Nurseries Inc. photo

|        |                                  |            |           |
|--------|----------------------------------|------------|-----------|
| Family | Betulaceae                       | Fall Color | Yellow    |
| Form   | Pyramidal                        | Seed       | Small nut |
| Size   | 40-50 ft. High<br>30-40 ft. Wide | Flower     | Catkin    |

### Characteristics

A very nice choice for smaller yards; it is also excellent for streetscapes. It's formal appearance lends itself to screening applications. Nice medium green leaf in the summer turns to handsome, long lasting yellow fall color.

### Growing Conditions (Hardy in Zones 5-6)

**Water:** Moderate/regular

**Light:** Full sun

**Soil:** Tolerates most soil types

### Growth Rate

Slow, less than 1 ft per year

### Disease and Insect Pests

Mostly free of major pests

### Commonly Available Varieties

'Fastigiata'

'Frans Fontaine'



## Horsechestnut, Common

*Aesculus hippocastanum*



Deguz Designs photo

|        |                                  |            |                                   |
|--------|----------------------------------|------------|-----------------------------------|
| Family | Hippocastanaceae                 | Fall Color | Yellow/brown                      |
| Form   | Oval                             | Seed       | Walnut-like                       |
| Size   | 40-60 ft. High<br>40-50 ft. Wide | Flower     | 10" long ivory tipped red cluster |

### Characteristics

Quite stunning when flowering in the spring with a strong presence in the landscape year round. Leaves can get scorched in late summer.

### Growing Conditions (Hardy in Zones 4-6)

**Water:** Moderate

**Light:** Full sun

**Soil:** Well-drained, tolerates alkalinity

### Growth Rate

Moderate, 1 ft per year

### Disease and Insect Pests

Leaf scorch, leaf blotch, anthracnose, canker, scale and borers

### Commonly Available Varieties

'Baumannii'





## Linden, American

*Tilia americana*



|        |                                  |            |                                 |
|--------|----------------------------------|------------|---------------------------------|
| Family | Tiliaceae                        | Fall Color | Yellow                          |
| Form   | Pyramidal/oval                   | Seed       | Nut-like, small                 |
| Size   | 40-60 ft. High<br>30-40 ft. Wide | Flower     | Small, yellow,<br>very fragrant |

### Characteristics

Very formal in habit this has been a popular street tree for municipalities. With its delightful flower scent in early summer it is a favorite of homeowners as well.

### Growing Conditions (Hardy in Zones 3-6)

**Water:** Moderate

**Light:** Full sun

**Soil:** Prefers well drained; tolerates alkalinity

### Growth Rate

Moderate, 1 ft or more per year

### Disease and Insect Pests

Aphids, verticillium wilt, leaf miners, scale, mites

### Commonly Available Varieties

'Boulevard'

'Redmond'



## Linden, Littleleaf

*Tilia cordata*



|        |                                  |            |                                 |
|--------|----------------------------------|------------|---------------------------------|
| Family | Tiliaceae                        | Fall Color | Yellow                          |
| Form   | Pyramidal/oval                   | Seed       | Nut-like, small                 |
| Size   | 40-60 ft. High<br>30-40 ft. Wide | Flower     | Small, yellow,<br>very fragrant |

### Characteristics

With its heart-shaped leaves and formal habit this Linden is another favorite for streetscapes and also a good choice for homeowners.

### Growing Conditions (Hardy in Zones 4-6)

**Water:** Drought tolerant in maturity

**Light:** Full sun

**Soil:** Prefers well drained; tolerates alkalinity

### Growth Rate

Medium, 1 ft or more per year

### Disease and Insect Pests

Aphids, verticillium wilt, leaf miners, scale, mites

### Commonly Available Varieties

Corinthian®

Greenspire®





## Linden, Silver

*Tilia tomentosa*



J. Frank Schmidt & Son Co. photo

|        |                                  |            |                                 |
|--------|----------------------------------|------------|---------------------------------|
| Family | Tiliaceae                        | Fall Color | Yellow                          |
| Form   | Pyramidal/oval                   | Seed       | Nut-like, small                 |
| Size   | 40-60 ft. High<br>30-40 ft. Wide | Flower     | Small, yellow,<br>very fragrant |

### Characteristics

In addition to the wonderful scent in spring, this Linden adds a silver underside on it's leaves which makes it stand out in a breeze. Same formal habit as other Linden, however this one is not in heavy production so can be difficult to get in quantity.

### Growing Conditions (Hardy in Zones 5-6)

**Water:** Moderate

**Light:** Full sun

**Soil:** Prefers well drained; tolerates alkalinity

### Growth Rate

Medium, 1 ft or more per year

### Disease and Insect Pests

Aphids, verticillium wilt, leaf miners, scale, mites

### Commonly Available Varieties

'Sterling'



## Maple, Freeman

*Acer xfreemanii*



J. Frank Schmidt & Son Co. photo

|        |                                  |            |                    |
|--------|----------------------------------|------------|--------------------|
| Family | Aceraceae                        | Fall Color | Red to orange      |
| Form   | Oval                             | Seed       | Winged             |
| Size   | 45-55 ft. High<br>35-45 ft. Wide | Flower     | Red, inconspicuous |

### Characteristics

Prized by homeowners for it's brilliant red fall color and charming silver bark, Freeman Maple is a very popular tree in the Treasure Valley. However, it's fast growth rate can lead to structural problems and it does not like alkaline soil in conjunction with heavy clay. Some municipalities do not use it, check with your city or county for any restrictions. The City of Boise does not use this tree on the public rights-of-way.

### Growing Conditions (Hardy in Zones 4-6)

**Water:** Drought tolerant in maturity

**Light:** Full sun

**Soil:** Well drained; tolerates some alkalinity

### Growth Rate

Fast, up to 2 ft per year

### Disease and Insect Pests

Borers, trunk scald, verticillium wilt, chlorosis in alkaline soil

### Commonly Available Varieties

Autumn Blaze®

Celebration®

Sienna Glen®





## Maple, Norway

*Acer platanoides*



|        |                                  |            |                       |
|--------|----------------------------------|------------|-----------------------|
| Family | Aceraceae                        | Fall Color | Yellow                |
| Form   | Rounded                          | Seed       | Winged                |
| Size   | 40-50 ft. High<br>30-40 ft. Wide | Flower     | Yellow, insignificant |

### Characteristics

A useful mid sized tree, Norway Maple provides dense shade with its large green leaf. It is susceptible to leaf scorch in late summer and the trunks can scald on the south side when placed in a hot location. Some municipalities do not use it, check with your city or county for any restrictions. The City of Boise does not use this tree on the public rights-of-way.

### Growing Conditions (Hardy in Zones 4-6)

**Water:** Moderate

**Light:** Full sun

**Soil:** Tolerates most soil

### Growth Rate

Medium, 1 ft or more per year

### Disease and Insect Pests

Verticillium wilt, borers, leaf scorch, sun scald and frost cracks on trunks

### Commonly Available Varieties

'Columnar'

'Crimson King' (red leaf)

Emerald Queen™



## Maple, Red

*Acer rubrum*



|        |                                  |            |                    |
|--------|----------------------------------|------------|--------------------|
| Family | Aceraceae                        | Fall Color | Orange to red      |
| Form   | Rounded                          | Seed       | Winged             |
| Size   | 35-40 ft. High<br>35-40 ft. Wide | Flower     | Red, inconspicuous |

### Characteristics

Bright green through the summer turning orange and/or red in the fall. Since it is not as large as other maples it works well in smaller home lots. It will show chlorosis in alkaline conditions. Some municipalities do not use it, check with your city or county for any restrictions. Not recommended for Canyon County or southern Ada County. The City of Boise does not use this tree on the public rights-of-way.

### Growing Conditions (Hardy in Zones 4-6)

**Water:** Moderate

**Light:** Full sun

**Soil:** Well drained; does not tolerate alkaline soils

### Growth Rate

Medium, 1 ft or more per year

### Disease and Insect Pests

Verticillium wilt, borers, leaf hoppers, chlorosis in alkaline soils

### Commonly Available Varieties

October Glory®

Red Sunset®

Redpointe®





## Maple, Sugar

*Acer saccharum*



J. Frank Schmidt & Son Co. photo

|        |                                  |            |               |
|--------|----------------------------------|------------|---------------|
| Family | Aceraceae                        | Fall Color | Yellow/orange |
| Form   | Rounded                          | Seed       | Winged        |
| Size   | 50-70 ft. High<br>30-60 ft. Wide | Flower     | Inconspicuous |

### Characteristics

Beautiful fall color makes this a prized shade tree. However, it seems to need a deep, slightly acidic soil. It is not recommended for the shallower alkaline soils of south and west Ada County and Canyon County. Probably not a good choice in new construction areas either.

### Growing Conditions (Hardy in Zones 3-6)

**Water:** Moderate

**Light:** Full sun

**Soil:** Deep; slightly acidic soil

### Growth Rate

Slow, possibly 1 ft a year

### Disease and Insect Pests

Verticillium wilt, leaf scorch, borers

### Commonly Available Varieties

Green Mountain®

Legacy®



## Maple, Truncatum

*Acer truncatum*



J. Frank Schmidt & Son Co. photo

|        |                               |            |                      |
|--------|-------------------------------|------------|----------------------|
| Family | Aceraceae                     | Fall Color | Yellow-orange to red |
| Form   | Oval                          | Seed       | Winged               |
| Size   | 30-35 ft. High<br>25 ft. Wide | Flower     | Red, insignificant   |

### Characteristics

Upright oval trees with outstanding fall color. Very adaptable to acidic, alkaline, and dry soils. Drought and heat tolerant. Nice branching and uniform canopy.

### Growing Conditions (Hardy in Zones 4-8)

**Water:** Moderate

**Light:** Full sun

**Soil:** Tolerates most soil

### Growth Rate

Medium, 1 ft or more a year

### Disease and Insect Pests

Leaf Scorch, verticillium wilt

### Commonly Available Varieties

Crimson Sunset® (red leaf)

Norwegian Sunset®

Pacific Sunset®





## Pear, Flowering

*Pyrus calleryana*



|        |                                  |            |                   |
|--------|----------------------------------|------------|-------------------|
| Family | Rosaceae                         | Fall Color | Red/orange/purple |
| Form   | Upright pyramidal                | Seed       | Small 1/2" pome   |
| Size   | 35-45 ft. High<br>20-30 ft. Wide | Flower     | White             |

### Characteristics

A mid-sized flowering tree that is perfect in a yard or mass planting along city streets. With its spring flower and fall color it is one of the more popular trees in the Treasure Valley. Can suffer chlorosis when too wet in heavy soils.

### Growing Conditions (Hardy in Zones 5-6)

**Water:** Low to moderate

**Light:** Full sun

**Soil:** Well drained

### Growth Rate

Fast, 1-2 ft per year

### Disease and Insect Pests

Fairly disease free, can suffer fire blight

### Commonly Available Varieties

Aristocrat®

'Capital'

Chanticleer®

'Redspire'



## Sweetgum, American

*Liquidambar styraciflua*



|        |                                  |            |                   |
|--------|----------------------------------|------------|-------------------|
| Family | Hamamelidaceae                   | Fall Color | Yellow/red/purple |
| Form   | Pyramidal                        | Seed       | Beaked capsule    |
| Size   | 50-60 ft. High<br>40-50 ft. Wide | Flower     | Inconspicuous     |

### Characteristics

With its formal habit and brilliant fall color, Sweetgum is becoming more popular in the Treasure Valley. With its sensitivity to alkaline soil, this may not be the best choice for the more southern and western parts of the valley.

### Growing Conditions (Hardy in Zones 5-6)

**Water:** Moderate to high

**Light:** Full sun

**Soil:** Well drained; prefers more acidic

### Growth Rate

Fast, up to 2 ft per year

### Disease and Insect Pests

Leaf spots, caterpillars, scale; chlorosis in overly alkaline soil

### Commonly Available Varieties

'Moraine'

'Slender Silhouette'

'Worplesdon'





## Tulip Tree

*Liriodendron tulipifera*



|        |                                  |            |                             |
|--------|----------------------------------|------------|-----------------------------|
| Family | Magnoliaceae                     | Fall Color | Yellow                      |
| Form   | Oval                             | Seed       | Cone like                   |
| Size   | 55-65 ft. High<br>25-35 ft. Wide | Flower     | Tulip-like/<br>yellow-green |

### Characteristics

Quite impressive in maturity, the bright green leaves have a distinct tulip like shape to them. A beautiful specimen in an individual yard, it is not long lived in our area. Mass planting along streets should probably be avoided.

### Growing Conditions (Hardy in Zones 5-6)

**Water:** Moderate to high

**Light:** Full sun

**Soil:** Well drained; prefers slightly acidic

### Growth Rate

Fast, up to 2 ft a year

### Disease and Insect Pests

Aphids, leaf spot; not tolerant of dry soil

### Commonly Available Varieties

'Arnold'  
Emerald City®



## Yellowwood, American

*Cladrastis kentukea*



|        |                                  |            |                             |
|--------|----------------------------------|------------|-----------------------------|
| Family | Fabaceae                         | Fall Color | Yellow                      |
| Form   | Rounded                          | Seed       | Bean like pod               |
| Size   | 30-50 ft. High<br>30-50 ft. Wide | Flower     | White clusters,<br>fragrant |

### Characteristics

A nice medium sized shade tree with showy spring flower. It prefers a well drained soil but tolerates alkalinity. Not in heavy production but should be considered as something new for the typical Treasure Valley yard.

### Growing Conditions (Hardy in Zones 5-6)

**Water:** Moderate to high

**Light:** Full sun

**Soil:** Well drained; tolerates alkaline soil

### Growth Rate

Medium, 1 ft per year

### Disease and Insect Pests

Mostly free of major pests

### Commonly Available Varieties

'Perkin's Pink'





## CLASS III TREES

Many are long lived and attain large height and trunk diameter. Make sure you have ample room to accommodate it at maturity. May reach 70'+ in height and width. Spacing, 40-60' between trees.



Heritage® Oak, English Oak hybrid

Deguz Designs photo



## Catalpa, Northern

*Catalpa speciosa*



|               |                                  |                   |                                 |
|---------------|----------------------------------|-------------------|---------------------------------|
| <b>Family</b> | Bignoniaceae                     | <b>Fall Color</b> | Yellow/brown                    |
| <b>Form</b>   | Narrow/irregular                 | <b>Seed</b>       | Bean like pod                   |
| <b>Size</b>   | 40-50 ft. High<br>25-35 ft. Wide | <b>Flower</b>     | 2" white bell shaped<br>in June |

### Characteristics

Huge medium green, heart shaped leaves and showy spring flowers. Interesting seed capsules stay on the tree throughout much of the winter. Can be considered messy as flower parts, leaves and seeds drop.

### Growing Conditions (Hardy in Zones 4-6)

**Water:** Drought/ heat tolerant in maturity

**Light:** Full sun

**Soil:** Adaptable, tolerant of heavy alkaline soils

### Growth Rate

Fast, some tests have shown 2' or more per year in good sites. Most fast growing trees are short-lived to (50 years).

### Disease and Insect Pests

Some scale and mealybug, verticillium wilt

### Commonly Available Varieties

Heartland® 'Hiawatha 2' - upright form



## Coffeetree, Kentucky

*Gymnocladus dioica*



|               |                                  |                   |                                |
|---------------|----------------------------------|-------------------|--------------------------------|
| <b>Family</b> | Fabaceae                         | <b>Fall Color</b> | Pale yellow                    |
| <b>Form</b>   | Narrowly oval                    | <b>Seed</b>       | 4" bean like pod               |
| <b>Size</b>   | 50-75 ft. High<br>40-50 ft. Wide | <b>Flower</b>     | Yellow, spike like<br>clusters |

### Characteristics

Huge, dark green compound leaves in late spring on thick, stout branches. Flowers are quite fragrant and interesting. Early settlers used the seeds in the pods as a coffee substitute. Imposing and picturesque form in winter. Resistant to drought, heat and wind damage.

### Growing Conditions (Hardy in Zones 4-6)

**Water:** Drought/heat tolerant in maturity

**Light:** Full sun

**Soil:** Adaptable, tolerant of heavy alkaline soils

### Growth Rate

Slow/medium, about 1' yr. Moderate life span 100-125 years

### Disease and Insect Pests

Verticillium wilt

### Commonly Available Varieties

Espresso™ - seedless, more vase shaped





## Oak, Hybrids

*Quercus robur x alba*

CLASS III



J. Frank Schmidt & Son Co. photo

|        |                                    |            |               |
|--------|------------------------------------|------------|---------------|
| Family | Fagaceae                           | Fall Color | Rusty red     |
| Form   | Columnar                           | Seed       | Inconspicuous |
| Size   | 35'-45 ft. High<br>12-15 ft. Width | Flower     | Inconspicuous |

### Characteristics

An excellent choice for narrow spaces. A strong tree that grows moderately fast. Dramatic fall color.

### Growing Conditions (Hardy in Zones 3-6)

**Water:** Moderate

**Light:** Full sun

**Soil:** Tolerant of most soils

### Growth Rate

Moderately fast

### Disease and Insect Pests


Not prone to infestation

### Commonly Available Varieties

Crimson Spire™, Skinny Genes®, Street Spire® - all narrow  
Regal Prince®

## Oak, English

*Quercus robur*



J. Frank Schmidt & Son Co. photo

|        |                                   |            |               |
|--------|-----------------------------------|------------|---------------|
| Family | Fagaceae                          | Fall Color | Yellow/brown  |
| Form   | Rounded with age                  | Seed       | 1" acorn      |
| Size   | 30-50 ft. High<br>30-40 ft. Width | Flower     | Inconspicuous |

### Characteristics

One of the best trees to use in high pH soils. Darker green w/thick, leathery leaves.

### Growing Conditions (Hardy in Zones 5-6)

**Water:** Moderate

**Light:** Full sun

**Soil:** Adaptable, tolerant of clay & high pH soils

### Growth Rate

Moderate

### Disease and Insect Pests

Resistant to diseases

### Commonly Available Varieties

Heritage® - Bur & English Oak Hybrid





## Oak, Red

*Quercus rubra*



J. Frank Schmidt & Son Co. photo

|        |                                  |            |               |
|--------|----------------------------------|------------|---------------|
| Family | Fagaceae                         | Fall Color | Bright red    |
| Form   | Round                            | Seed       | Rounded acorn |
| Size   | 45-55 ft. High<br>40-50 ft. Wide | Flower     | See Bur Oak   |

### Characteristics

Often brilliant red autumn coloring with deep lobed dark green leaves ending in sharp points. New leaves pinkish in spring. Large tree a favorite of birds/mammals.

### Growing Conditions (Hardy in Zones 4-6)

**Water:** Drought tolerant in maturity

**Light:** Full sun

**Soil:** Prefers well-drained, acidic soil, not alkaline

### Growth Rate

Medium/fast, can grow 2 ft per year in good sites; medium to long life span

### Disease and Insect Pests

Mostly free of major pests. See Bur Oak.

### Commonly Available Varieties

Species



## Oak, Shumard

*Quercus shumardii*



J. Frank Schmidt & Son Co. photo

|        |                                  |            |               |
|--------|----------------------------------|------------|---------------|
| Family | Fagaceae                         | Fall Color | Red orange    |
| Form   | Rounded                          | Seed       | 1" egg shaped |
| Size   | 40-60 ft. High<br>40-60 ft. Wide | Flower     | Inconspicuous |

### Characteristics

Beautiful leathery green leaves, long and deeply lobed with some bristles on tips. A stately, strong and long lived tree very suitable to yards and urban areas. Birds & small mammals love acorns.

### Growing Conditions (Hardy in Zones 5-6)

**Water:** Drought tolerant in maturity

**Light:** Full sun

**Soil:** Adaptable & tolerant of area conditions

### Growth Rate

Moderate. Long lived to 400 years

### Disease and Insect Pests

Mostly free of major pests

### Commonly Available Varieties

Species





## Oak, Swamp White

*Quercus bicolor*

CLASS III



J. Frank Schmidt & Son Co. photo

|        |                                  |            |                |
|--------|----------------------------------|------------|----------------|
| Family | Fagaceae                         | Fall Color | Yellow         |
| Form   | Round                            | Seed       | Shiny 1" acorn |
| Size   | 30-50 ft. High<br>25-30 ft. Wide | Flower     | See Bur Oak    |

### Characteristics

Similar to Bur Oak. Leaves are more leathery and somewhat smaller. Acorn is smaller with no brush fringe. Highly prized by birds/small mammals. Hardy/ tough oak for Idaho.

### Growing Conditions (Hardy in Zones 4-6)

**Water:** Drought/heat tolerant in maturity

**Light:** Full sun/partial shade

**Soil:** Adaptable, may have chlorosis in clay soils

### Growth Rate

Medium/fast 2 ft per season in good sites; life span 125-150 years.

### Disease and Insect Pests

Mostly free of major pests

### Commonly Available Varieties

**American Dream**<sup>®</sup> - anthracnose & mildew resistant

**'Bonnie & Mike' Beacon**<sup>®</sup> - narrow upright, disease resist



## Planetree, London

*Platanus x acerifolia*



J. Frank Schmidt & Son Co. photo

|        |                                  |            |                   |
|--------|----------------------------------|------------|-------------------|
| Family | Platanaceae                      | Fall Color | Yellow/brown      |
| Form   | Round                            | Seed       | 1" global cluster |
| Size   | 50-70 ft. High<br>35-50 ft. Wide | Flower     | Inconspicuous     |

### Characteristics

A towering tree at full growth. Medium green maple like leaves can be 10" across. Leaves remain on tree into December. Bark exfoliates in patches of cream, olive and brown colors beneath.

### Growing Conditions (Hardy in Zones 5-6)

**Water:** Drought tolerant in maturity

**Light:** Full sun/ partial shade

**Soil:** Adaptable, tolerant of clay soil & pollution

### Growth Rate

Moderate/fast, nearly 2 ft per year; can be long lived to 300 years.

### Disease and Insect Pests

Cankerstain, twig anthracnose, borers; may frost crack in winter

### Commonly Available Varieties

**'Bloodgood'** - anthracnose resistant

**Exclamation!**<sup>®</sup> - more compact/less fruit than species





# CONIFERS

Provide year round greenery, screening and serve as excellent wildlife shelters. Generally, they should not be pruned and will need large growing areas away from buildings, sidewalks and driveways. Spacing varies with species.



Pine, Limber

Deguz Designs photo



## Arborvitae, Eastern

*Thuja occidentalis*



|               |                                  |                   |               |
|---------------|----------------------------------|-------------------|---------------|
| <b>Family</b> | Cupressaceae                     | <b>Fall Color</b> | Green/brown   |
| <b>Form</b>   | Pyramidal/broad                  | <b>Seed</b>       | Tiny cones    |
| <b>Size</b>   | 30-50 ft. High<br>10-20 ft. Wide | <b>Flower</b>     | Inconspicuous |

### Characteristics

An attractive U.S. native when planted in the right place in the landscape. Medium green scale like leaves. Branches spread out into flat, horizontal sprays of foliage.

### Growing Conditions (Hardy in Zones 3-6)

**Water:** Moderate, drought tolerant in maturity

**Light:** Full sun

**Soil:** Tolerant of alkaline soils

### Growth Rate

Moderate; long lived

### Disease and Insect Pests

Spider mites, bagworm, tip blight

### Commonly Available Varieties

Many available, but most qualify as shrubs



## Bald Cypress, Common

*Taxodium distichum*



|               |                                  |                   |               |
|---------------|----------------------------------|-------------------|---------------|
| <b>Family</b> | Taxodiaceae                      | <b>Fall Color</b> | Rusty orange  |
| <b>Form</b>   | Pyramidal                        | <b>Seed</b>       | 1" cone       |
| <b>Size</b>   | 50-70 ft. High<br>20-40 ft. Wide | <b>Flower</b>     | Inconspicuous |

### Characteristics

A dignified deciduous conifer native to S.E. United States. Light green needles lay flat along the twigs giving a feathery appearance. Root system supports knobby "knees" protruding up from the ground.

### Growing Conditions (Hardy in Zones 4-9)

**Water:** Moderate, does well in standing water

**Light:** Full sun

**Soil:** Tolerant of poorly drained, compacted soils

### Growth Rate

Moderate; long lived, 500-700 years

### Disease and Insect Pests

Free of major pests

### Commonly Available Varieties

**Green Whisper®**, **Lindsey's Skyward™** - narrow form  
**Shawnee Brave™**, **'Cascade Falls'** - weeping form  
**Greenfeather®** Pond Cypress form





## Cedar, Alaska

*Chamaecyparis nootkatensis*



J. Frank Schmidt & Son Co. photo

|        |                                  |            |                 |
|--------|----------------------------------|------------|-----------------|
| Family | Cupressaceae                     | Fall Color | Evergreen       |
| Form   | Pyramidal                        | Seed       | 1/2" brown cone |
| Size   | 40-50 ft. High<br>25-40 ft. Wide | Flower     | Inconspicuous   |

### Characteristics

Blue green scale like leaves arranged in flat sprays from drooping branchlets. Needs constant moisture.

### Growing Conditions (Hardy in Zones 4-7)

**Water:** Moderate/High

**Light:** Full sun

**Soil:** Needs drainage; likes acidic soils

### Growth Rate

Moderate

### Disease and Insect Pests

Nothing serious

### Commonly Available Varieties

'Pendula' - 25-30 ft. High x 10-12 ft. Wide

'Green Arrow' - 20 ft. High x 2 ft. Wide



## Cedar, Blue Atlas

*Cedrus atlantica* 'Glauca'



J. Frank Schmidt & Son Co. photo

|        |                                  |            |                      |
|--------|----------------------------------|------------|----------------------|
| Family | Pinaceae                         | Fall Color | Green, blue & silver |
| Form   | Pyramidal                        | Seed       | Cones 3"             |
| Size   | 40-60 ft. High<br>30-40 ft. Wide | Flower     | Inconspicuous        |

### Characteristics

Evergreen conifer native to the Atlas Mountains in North Africa. One of the true cedars. Needles to 1" long in tufted clusters.

### Growing Conditions (Hardy in Zones 5-6)

**Water:** Drought tolerant in maturity

**Light:** Full sun

**Soil:** Adaptable to soil conditions

### Growth Rate

Moderate

### Disease and Insect Pests

No serious pests or disease. Tip blight may occur.

### Commonly Available Varieties

Glauca Group

'Glauca Fastigiata' - narrow variety

'Horstmann' - dwarf variety





## Cedar, Deodar

*Cedrus deodara*



Idaho Nursery & Landscape Association photo

|               |                                  |                   |                      |
|---------------|----------------------------------|-------------------|----------------------|
| <b>Family</b> | Pinaceae                         | <b>Fall Color</b> | Gray/green evergreen |
| <b>Form</b>   | Pyramidal                        | <b>Seed</b>       | Cones 4"             |
| <b>Size</b>   | 40-50 ft. High<br>30-40 ft. Wide | <b>Flower</b>     | Inconspicuous        |

### Characteristics

Perhaps the most pendulous of the cedars with branching that gracefully droops at the tips. Intolerant of poorly drained soils. Native to the Himalayas.

### Growing Conditions (Hardy in Zones 6-11)

**Water:** Drought tolerant in maturity

**Light:** Full sun

**Soil:** Adaptable; needs soil to drain

### Growth Rate

Moderate

### Disease and Insect Pests

No serious pests or disease. Tip blight and root rot may occur

### Commonly Available Varieties

Species



## Douglas Fir

*Pseudotsuga menziesii*



© Bailey Nurseries Inc. photo

|               |                                  |                   |                              |
|---------------|----------------------------------|-------------------|------------------------------|
| <b>Family</b> | Pinaceae                         | <b>Fall Color</b> | Evergreen                    |
| <b>Form</b>   | Pyramidal                        | <b>Seed</b>       | 3" cones with papery tongues |
| <b>Size</b>   | 50-60 ft. High<br>20-30 ft. Wide | <b>Flower</b>     | Small, red dangling cluster  |

### Characteristics

This #1 timber species is also suited to home/community landscape. An Idaho native with dark green needles.

### Growing Conditions (Hardy in Zones 4-6)

**Water:** Somewhat drought tolerant in maturity

**Light:** Full sun, partial shade

**Soil:** Prefers well-drained, acidic soils; not tolerant of alkaline soils

### Growth Rate

Moderate; long lived to 200 years

### Disease and Insect Pests

Some cankers, aphids, Douglas fir bark beetle, gypsy moth, scale

### Commonly Available Varieties

Species





## Fir, White

*Abies concolor*



© Bailey Nurseries Inc. photo

|        |                                  |            |                  |
|--------|----------------------------------|------------|------------------|
| Family | Pinaceae                         | Fall Color | Evergreen        |
| Form   | Pyramidal                        | Seed       | 5" cone, upright |
| Size   | 35-45 ft. High<br>15-25 ft. Wide | Flower     | Inconspicuous    |

### Characteristics

Native to some eastern areas of Idaho, it is gaining acceptance in home landscapes. Flat needles that are 2" and bluish or silvery green. Similar to the blue Colorado Spruce with a softer effect. Beautiful and hardy for Idaho.

### Growing Conditions (Hardy in Zones 4-6)

**Water:** Drought tolerant in maturity

**Light:** Full sun, partial shade

**Soil:** Well-drained soil; does poorly in clay

### Growth Rate

Slow/moderate; long lived, 250-300 years

### Disease and Insect Pests

Mostly free of major pests

### Commonly Available Varieties

'Violacea'



## Incense Cedar, California

*Calocedrus decurrens*



Deguz Designs photo

|        |                                  |            |               |
|--------|----------------------------------|------------|---------------|
| Family | Cupressaceae                     | Fall Color | Evergreen     |
| Form   | Pyramidal                        | Seed       | 1" cones      |
| Size   | 40-50 ft. High<br>15-25 ft. Wide | Flower     | Inconspicuous |

### Characteristics

A beautiful tree with flat, dark green sprays of closely overlapped scaly leaves. Fibrous bark a rich cinnamon color. Spicy fragrance of leaves and bark gives this tree its common name. Pencils are made of this wood.

### Growing Conditions (Hardy in Zones 5-6)

**Water:** Moderate

**Light:** Full sun, partial shade

**Soil:** Adaptable, prefers well drained soil

### Growth Rate

Slow/moderate; long lived to 1,000 years in natural forests

### Disease and Insect Pests

Some heart rot fungi, leafy mistletoe

### Commonly Available Varieties

Species





## Juniper, Upright

*Juniperus scopulorum*



|               |                                 |                   |               |
|---------------|---------------------------------|-------------------|---------------|
| <b>Family</b> | Cupressaceae                    | <b>Fall Color</b> | Evergreen     |
| <b>Form</b>   | Pyramidal                       | <b>Seed</b>       | Small cones   |
| <b>Size</b>   | 15-20 ft. High<br>6-12 ft. Wide | <b>Flower</b>     | Inconspicuous |

### Characteristics

A drought and heat tolerant species. A short trunk supports several main limbs. Bluish green scale like leaves are held close to the twigs. A reliable screen or hedge for drier areas of Idaho.

### Growing Conditions (Hardy in Zones 4-6)

**Water:** Drought tolerant in maturity

**Light:** Full sun

**Soil:** Adaptable to most soil conditions

### Growth Rate

Slow

### Disease and Insect Pests

Can suffer greatly from Phomopsis tip blight, Cedar-apple rust, scale and mites

### Commonly Available Varieties

'Moonglow', 'Skyrocket', 'Wichita Blue'

'Spartan' *chinensis*

'Taylor' *virginiana*



## Larch, European

*Larix decidua*



|               |                                  |                   |                              |
|---------------|----------------------------------|-------------------|------------------------------|
| <b>Family</b> | Pinaceae                         | <b>Fall Color</b> | Bright yellow                |
| <b>Form</b>   | Pyramidal                        | <b>Seed</b>       | 1" cones                     |
| <b>Size</b>   | 50-70 ft. High<br>20-25 ft. Wide | <b>Flower</b>     | Red or yellow,<br>egg shaped |

### Characteristics

The larches (or tamaracks) are one of the few needle bearing species that lose their needles in winter. The spectacular display of orange against an evergreen forest is magnificent. Soft tufts of needles perched in a whorl along the stem are unique characteristics.

### Growing Conditions (Hardy in Zones 3-6)

**Water:** Moderate to high water

**Light:** Full sun

**Soil:** Well drained soil, good in boggy areas

### Growth Rate

Moderate/fast; life span 100-150 years

### Disease and Insect Pests

Larch case bearer can infest new foliage, larch sawfly, aphids, gypsy moth, cankers can be serious

### Commonly Available Varieties

Upright varieties

'Pendula' - weeping branches





## Pine, Austrian

*Pinus nigra*



J. Frank Schmidt & Son Co. photo

|        |                                  |            |               |
|--------|----------------------------------|------------|---------------|
| Family | Pinaceae                         | Fall Color | Evergreen     |
| Form   | Pyramidal, broad                 | Seed       | 3" cones      |
| Size   | 50-60 ft. High<br>25-35 ft. Wide | Flower     | Inconspicuous |

### Characteristics

Long and stiff dark green needles. A hardy and tolerant pine adapting to many soil conditions. Good screen or windbreak.

### Growing Conditions (Hardy in Zones 4-6)

**Water:** Drought tolerant in maturity

**Light:** Full sun

**Soil:** Adaptable; tolerant of clay, alkaline soils

### Growth Rate

Moderate

### Disease and Insect Pests

Sphaeropsis shoot blight can kill new plant growth

### Commonly Available Varieties

'Arnold's Sentinel' - columnar variety

'Oregon Green' - 20 ft. High x 20 ft. Wide



## Pine, Bosnian

*Pinus heldreichii*



Willow Creek Nursery photo

|        |                                  |            |                          |
|--------|----------------------------------|------------|--------------------------|
| Family | Pinaceae                         | Fall Color | Evergreen                |
| Form   | Conical when young               | Seed       | 2-3" bluish purple cones |
| Size   | 50-70 ft. High<br>20-40 ft. Wide | Flower     | Inconspicuous            |

### Characteristics

Native to the Europe's Balkan Peninsula. Glossy green needles 3.5" long in pairs. *Pinus leucodermis* is now synonymous with this species.

### Growing Conditions (Hardy in Zones 4-8)

**Water:** Moderate

**Light:** Full sun

**Soil:** Adaptable; tolerant of clay, sand

### Growth Rate

Moderate

### Disease and Insect Pests

Tip blight, rusts and rots; moths, bagworms, beetles may appear; pine needle scale

### Commonly Available Varieties

'Compact Gem' - to 10 ft.





## Pine, Eastern White

*Pinus strobus*



Missouri Botanical Garden photo

|        |                                  |            |               |
|--------|----------------------------------|------------|---------------|
| Family | Pinaceae                         | Fall Color | Evergreen     |
| Form   | Pyramidal, broad                 | Seed       | Showy         |
| Size   | 50-80 ft. High<br>20-40 ft. Wide | Flower     | Inconspicuous |

### Characteristics

Native to the N.E. United States and Canada. Bluish green soft needles in bundles of five. Valued for its light-weight, straight wood.

### Growing Conditions (Hardy in Zones 3-6)

**Water:** Moderate

**Light:** Full sun

**Soil:** Adaptable; tolerant of wide range of soils

### Growth Rate

Rapid

### Disease and Insect Pests

Pine blister rust and other blights; bark beetles, canker

### Commonly Available Varieties

'Fastigiata' - 30-40 ft.



## Pine, Scotch

*Pinus sylvestris*



Willow Creek Nursery photo

|        |                                  |            |               |
|--------|----------------------------------|------------|---------------|
| Family | Pinaceae                         | Fall Color | Evergreen     |
| Form   | Pyramidal                        | Seed       | 3" cones      |
| Size   | 40-50 ft. High<br>25-35 ft. Wide | Flower     | Inconspicuous |

### Characteristics

Attractive grey and orange peeling bark makes for a good addition to the landscape. Blue green needles 2" in bundles of two. Upper bark flakes to a brilliant orange skin.

### Growing Conditions (Hardy in Zones 3-6)

**Water:** Drought tolerant in maturity

**Light:** Full sun

**Soil:** Adaptable to many soils; needs good drainage

### Growth Rate

Moderate in youth, slower with age

### Disease and Insect Pests

Cankers, shoot blight, scale, sawflies, borers, needle miners, bark beetles, caterpillars

### Commonly Available Varieties

Species





## Pine, Southwestern White

*Pinus strobiformis*



Missouri Botanical Garden photo

|        |                                  |            |                 |
|--------|----------------------------------|------------|-----------------|
| Family | Pinaceae                         | Fall Color | Evergreen       |
| Form   | Narrowly pyramidal               | Seed       | 5-9" woody cone |
| Size   | 50-60 ft. High<br>20-25 ft. Wide | Flower     | Inconspicuous   |

### Characteristics

Also known as Mexican White Pine. Greyish green needles remain throughout winter. Refined pyramidal form, straight leader. Rather shade intolerant.

### Growing Conditions (Hardy in Zones 4-7)

**Water:** Moderate; no standing water

**Light:** Full sun

**Soil:** Adaptable

### Growth Rate

Slow to 100 years

### Disease and Insect Pests

White pine blister rust

### Commonly Available Varieties

Species



## Pine, Limber

*Pinus flexilis*



Willow Creek Nursery photo

|        |                                  |            |                |
|--------|----------------------------------|------------|----------------|
| Family | Pinaceae                         | Fall Color | Evergreen      |
| Form   | Pyramidal                        | Seed       | 5" Oblong cone |
| Size   | 20-30 ft. High<br>10-20 ft. Wide | Flower     | Inconspicuous  |

### Characteristics

A five needled Idaho native pine that typically resides above 4,000'. A hardy tree withstanding tough winters. The tree and twigs can bend. Bluish green needles make for an attractive tree.

### Growing Conditions (Hardy in Zones 3-6)

**Water:** Moderate

**Light:** Full sun tolerant of part shade

**Soil:** Adaptable

### Growth Rate

Slow

### Disease and Insect Pests

White blister rust; certain rots and blights

### Commonly Available Varieties

'Vanderwolf's Pyramid'





**Redwood, Dawn**  
*Metasequoia glyptostroboides*



© Bailey Nurseries Inc. photo

|               |                                   |                   |               |
|---------------|-----------------------------------|-------------------|---------------|
| <b>Family</b> | Taxodiaceae                       | <b>Fall Color</b> | Orange brown  |
| <b>Form</b>   | Pyramidal                         | <b>Seed</b>       | 1" cones      |
| <b>Size</b>   | 70-100 ft. High<br>25-35 ft. Wide | <b>Flower</b>     | Inconspicuous |

**Characteristics**

A deciduous needle bearing conifer with a fascinating history. Discovered in 1941 from fossils in Japan and later that year live stands were found in China. Leaf similar to Baldcypress.

**Growing Conditions (Hardy in Zones 5-6)**

**Water:** Moderate

**Light:** Full sun

**Soil:** Well drained; slightly acidic

**Growth Rate**

Fast; life span not known yet

**Disease and Insect Pests**

Some cankers, nothing too serious

**Commonly Available Varieties**

'Gold Rush'

Jade Prince® 'JFS-PN3Legacy'



**Spruce, Colorado**  
*Picea pungens*



© Tom Incrocci / Missouri Botanical Garden

|               |                                  |                   |                 |
|---------------|----------------------------------|-------------------|-----------------|
| <b>Family</b> | Pinaceae                         | <b>Fall Color</b> | Evergreen       |
| <b>Form</b>   | Pyramidal                        | <b>Seed</b>       | Oblong 4" cones |
| <b>Size</b>   | 45-55 ft. High<br>25-35 ft. Wide | <b>Flower</b>     | Inconspicuous   |

**Characteristics**

A successful home landscape tree. Very formal, rigid appearance. Needles range from dark green to silvery blue depending on variety. Steady growth and tolerant of adverse conditions.

**Growing Conditions (Hardy in Zones 3-6)**

**Water:** Moderate

**Light:** Full sun

**Soil:** Adaptable to most soil conditions

**Growth Rate**

Moderate

**Disease and Insect Pests**

Spruce bud scale, spider mites, aphids, Cytospora canker can kill lower branches

**Commonly Available Varieties**

'Fastigiata' - columnar form

'Hoopsii' - dense, more blue color than most forms

'Moerheimii' - compact and retains blue color in winter





## Spruce, Norway

*Picea abies*



© Tom Incrocci /Missouri Botanical Garden

|        |                                  |            |                                |
|--------|----------------------------------|------------|--------------------------------|
| Family | Pinaceae                         | Fall Color | Evergreen                      |
| Form   | Pyramidal                        | Seed       | 5" oblong cones                |
| Size   | 40-60 ft. High<br>25-30 ft. Wide | Flower     | Pendulous, rosy red when young |

### Characteristics

Attractive pendulous branch growth very different from most spruces, lends a graceful air to this species. Very hardy and wind resistant.

### Growing Conditions (Hardy in Zones 4-6)

**Water:** Moderate

**Light:** Full sun

**Soil:** Adaptable somewhat but prefers drained acidic soils

### Growth Rate

Fast

### Disease and Insect Pests

Spruce bud scale is common; aphids, borers, spider mites, Cytospora canker and needle casts

### Commonly Available Varieties

'Nidiformis' - dwarf form

'Cupressina' - columnar form



## Spruce, Serbian

*Picea omorika*



Idaho Nursery & Landscape Association photo

|        |                                  |            |               |
|--------|----------------------------------|------------|---------------|
| Family | Pinaceae                         | Fall Color | Evergreen     |
| Form   | Pyramidal                        | Seed       | 2" cone       |
| Size   | 50-60 ft. High<br>20-25 ft. Wide | Flower     | Inconspicuous |

### Characteristics

Great tree for urban landscapes. Gracefully drooping branches give a softness to the entire tree. Needles are dark green with silvery undersides. Grows more narrowly and suited to smaller areas.

### Growing Conditions (Hardy in Zones 4-6)

**Water:** Drought tolerant in maturity

**Light:** Full sun/partial shade

**Soil:** Adaptable and tolerates alkaline soils

### Growth Rate

Slow/moderate

### Disease and Insect Pests

Cytospora canker, aphids, spruce bud scale, borers, spider mites

### Commonly Available Varieties

Species





# Spruce, White

*Picea glauca*



|        |                                  |            |               |
|--------|----------------------------------|------------|---------------|
| Family | Pinaceae                         | Fall Color | Evergreen     |
| Form   | Pyramidal                        | Seed       | 2" cone       |
| Size   | 40-50 ft. High<br>15-25 ft. Wide | Flower     | Inconspicuous |

## Characteristics

Pale green short needles are crowded on upper sides of twigs. Does very well in most Idaho landscapes. Native to Canada, Alaska and upper mid-western U.S.

## Growing Conditions (Hardy in Zones 3-6)

**Water:** Drought and heat tolerant at maturity

**Light:** Full sun/partial shade

**Soil:** Adaptable and tolerates alkaline soils

## Growth Rate

Moderate

## Disease and Insect Pests

Root rot, cankers, needle miners, sawfly, bagworms

## Commonly Available Varieties

'Densata' Black Hills Spruce - denser than species

'Montrose Spire' - columnar form





## NOT TO BE PLANTED IN RIGHTS-OF-WAYS

The following species are **not** to be planted on any public rights-of-way in the City of Boise. Check with your city or county for their specific rights-of-way restrictions before you plant. These trees exhibit characteristics including but not limited to: extreme insect or disease susceptibility, soft or brittle wood and/or limited cold and heat hardiness. Such problems often lead to excessive maintenance costs, hazard to other trees and potential public safety hazards. Class I and Class III are not allowed in ACHD ROW unless planter width is 10' in width or wider. Conifers and shrub plantings over 3' are not allow in ACHD ROW. Check with your local agencies for ROW planting requirements and regulations.

|                       |  |  |
|-----------------------|--|--|
| <b>Birch, Paper</b>   | <i>Betula papyrifera</i>                 | Heat intolerant; prone to Bronze Birch Borer attack.   |
| <b>Birch, Weeping</b> | <i>Betula pendula</i>                    | Heat intolerant; prone to Bronze Birch Borer attack.   |
| <b>Box Elder</b>      | <i>Acer negundo</i>                      | Soft wood subject to decay. Boxelder bug is a nuisance.  |
| <b>Cottonwood</b>     | <i>Populus species</i><br>Poplars/Aspens | Soft wood subject to decay. Shallow roots. Aphids.   |
| <b>Locust, Black</b>  | <i>Robinia pseudoacacia</i>              | Extremely susceptible to locust borer. Brittle wood.   |
| <b>Maple, Red</b>     | <i>Acer rubrum</i>                       | High root systems, avoid planting near driveways/sidewalks. Soft wood subject to decay. Heat intolerant. |
|                       | <i>Acer freemanii</i>                    | High root systems, avoid planting near driveways/sidewalks. Soft wood subject to decay. Heat intolerant. |
| <b>Walnut, Black</b>  | <i>Juglans nigra</i>                     | Heavy aphid infestations. Messy seeds. Toxic to other plants.  |
| <b>Willows</b>        | <i>Salix species</i>                     | Soft wood subject to decay. Shallow roots. Aphids.   |



## ADDITIONAL RECOMMENDED TREE SELECTIONS

The following tables list additional trees which are attractive and hardy in suitable planting sites. More information concerning these species may be found at a local nursery.

### Class I Broadleaf Trees – Range generally in height from 10 to 40 feet.

| TREE  | ZONE | CHARACTERISTICS   |
|---|------|---|
| Cherry, Higan<br><i>Prunus subhirtella</i>              | 5-6  | A pink flowering species in upright & weeping varieties. 'Pendula' most well known. Growth-Fast.  |
| Cherry, Oriental<br><i>Prunus serrulata varieties</i>   | 5-6  | Profusion of pink or white flowers in late April. Vase shaped, also columnar & weeping varieties.   |
| Cherry, Yoshino<br><i>Prunus x yedoensis</i>            | 5-6  | Fragrant, white-pink flowers depending on variety. Growth-Fast to 30'. Graceful/curving branches.   |
| Dogwood, Kousa<br><i>Cornus kousa</i>                   | 5-6  | Beautiful horzital branching. Perhaps hardier & more drought & disease tolerant than C. florida. White flowers.   |
| Hawthorn, Douglas<br><i>Crataegus douglasii</i>         | 4-6  | Native western tree w/shiny, black fruit attractive to birds/small mammals. White flowers.  |
| Hawthorn, English<br><i>Crataegus laevigata</i>         | 5-6  | Showy red or white flowers depending on variety. Fruit is usually sparce.   |
| Hawthorne, Green<br><i>Crataegus virdis</i>             | 5-6  | Attractive small tree with silvery bark and dark green glossy leaves. 'Winter King'   |
| Hawthorne, Lavalie<br><i>Crataegus x lavaliei</i>       | 5-6  | Small oval crowned tree having lustrous dark green leaves turning bronze/red in fall. White flowers.  |
| Magnolia, Star<br><i>Magnolia stellata</i>              | 4-6  | Single specimen or accent plant. Multi-stemmed tree with 4" fragrant white flowers in March. Several varieties available.   |
| Maple, Bigtooth<br><i>Acer grandidentatum</i>           | 4-6  | Slow growing tree native to the Rocky Mtns. Similar to Sugar Maple but smaller. Good red/orange fall colors.  |
| Maple, Japanese<br><i>Acer palmatum</i>                 | 5-8  | Attractive foliage with burgundy red coloring. A slender airy tree suited for use as a small tree for lawns, patios, entryways. One of the hardiest of Japanese maples, with good sun tolerance. Deciduous. 'Bloodgood', 'Fireglow', 'Emperor I'. |
| Maple, Rocky Mountain<br><i>Acer glabrum</i>            | 3-6  | Native to the mountain regions of NW U.S. Red color of winged seed & new twigs, beautiful against green leaves.   |
| Maple, Shantung<br><i>Acer truncatum</i>                | 4-8  | Small deciduous understory tree. Good fall color with purples, reds, yellows mixed in.  |
| Mountain Ash, European<br><i>Sorbus aucuparia</i>       | 4-6  | Upright/oval with white flowers & clumps of bright red fruit eaten by birds. A member of the Rose family.   |
| Plum, Purple Leaf<br><i>Prunus cerasifera</i>           | 5-6  | Dark purple foliage with light pink flowers in spring. Certain varieties are not cold-hardy in Idaho.   |
| Serviceberry, Saskatoon<br><i>Amelanchier alnifolia</i> | 5-6  | White flowers, orange/red fall color & dark purple berries. Great landscape tree. Wildlife friendly. Native to the Great Plains. Needs to be used more across the valley.   |
| Maackia, Amur<br><i>Maackia amurensis</i>               | 3-7  | Small deciduous flowering tree (fragrant). Olive green leaves, 7-13 leaflets. Coppery bark exfoliates on mature trees.  |



### **Class II Broadleaf Trees – Range generally in height from 40 to 60 feet.**

| TREE   | ZONE | CHARACTERISTICS  |
|--|------|--|
| Buckeye, Yellow<br><i>Aesculus octandra</i>    | 4-6  | Upright to oval crowned tree with leaf & flowers similar to horsechestnut. Large fruit with no prickly spines.       |
| Empress, Tree<br><i>Paulownia tomentosa</i>    | 5-8  | Showy, fragrant, foxglove-like lavender flowers. Fast growing, native to China. Vanilla aroma.                       |
| Ironwood<br><i>Ostrya virginiana</i>           | 3-6  | Very graceful pyramidal tree with a rounded crown in maturity. Leaf similar to American Elm. Few pests or diseases.  |
| Katsura<br><i>Cercidiphyllum japonicum</i>     | 4-8  | Grown for its beautiful shape and round/oval leaves similar to Redbud leaves. Good fall color. Tolerates clay soils. |
| Maple, Sycamore<br><i>Acer pseudoplatanus</i>  | 5-6  | Oval to round crown similar to Norway Maple. Salt tolerant. Adaptable to many environments/conditions.               |
| Oak, Sawtooth<br><i>Quercus acutissima</i>     | 5-6  | Becomes established easily. Quite adaptable to hot climates. Moderate growth with oval form. Yellow fall color.      |
| Rubber Tree, Hardy<br><i>Eucommia ulmoides</i> | 4-7  | Attractive glossy green foliage. Resistant to insects/disease. Native to China. Low branching.                       |
| Walnut, English<br><i>Juglans regia</i>        | 6    | Nut producing tree. Adapts to poor soils. Limited cold hardiness. Edible nuts. May be toxic to other plants nearby.  |



### **Class III Broadleaf Trees – Range generally in height from 60 to 100 feet.**

| TREE                                     | ZONE | CHARACTERISTICS   |
|--|------|---|
| Oak, English<br><i>Quercus robur</i>     | 5-6  | Earlobe looking leaf edges. Massive species does well throughout Idaho. Deeply furrowed bark. |
| Oak, Shumard<br><i>Quercus shumardii</i> | 5-6  | Similar to Norther Red Oak. Growth-Fast. Drought tolerant. Good autumn red color.             |

### **Conifers – Range generally in height from 10 to more than 100 feet.**

| TREE  | ZONE | CHARACTERISTICS  |
|---|------|--|
| Cedar, Eastern Red<br><i>Juniperus virginiana</i> | 3-6  | Small pyramidal evergreen with soft yellowish-green foliage. 'Cupressifolia' is a better variety.                            |
| Cedar, Western Red<br><i>Thuja plicata</i>        | 5-6  | Large tree with drooping limbs of bright green, scale-like leaves turning bronze in winter.                                  |
| Cedar, Lebanon<br><i>Cedrus libani</i>            | 6-9  | Tall evergreen tree prized for its high quality timber, oils and resins. Native to Lebanon. 'stenocoma' zone 5.              |
| Hemlock, Canadian<br><i>Tsuga canadensis</i>      | 3-7  | Dense pyramidal conifer. Flat sprays of lacy evergreen foliage give the tree a graceful look. Smallest needles in the genus. |



TV TREE SELECTION GUIDE | CONTRIBUTING ORGANIZATIONS





# TV TREE SELECTION GUIDE | PARTICIPATING ORGANIZATIONS

## Municipal/County/State

ACHD – Jon Mills, Rick Shaw, Dennis Meredith

City of Boise, Community Forestry –  
Brian Jorgenson and Debbie Cook – Editing Team

City of Caldwell, Design Review – Brian Billingsley

City of Eagle, Design Review – Barb Williams

City of Kuna, Planning & Zoning – Dawn Stephens

City of Meridian, Design Review – Brian McClure

City of Meridian, Parks & Recreation – Elroy Huff and Caleb Hood

City of Nampa, Parks & Recreation – Earl Moran

Idaho Department of Lands Community Forestry –  
Gerry Bates – Editing Team

## Businesses/Organizations/Universities

Baxter Wholesale Nursery – Matt Wolff

Canopi Design – Mary Jane Marlow – Project Manager/Editing Team

College of Western Idaho – Dan Schults

Deguz Designs - Carissa DeGuzman - Graphic Design

Franz Witte Nursery – Seneca Hull & Jake Koppes

Idaho Nursery & Landscape Association – Ann Bates – Editing Team

Idaho Power – Patti Best

J. Frank Schmidt – Guy Meacham & Jeff Lafrenz – Editing Team

Jaker ReWholesale Nursery –  
Ed Hubbard & Holly Lostra – Editing Team

Jensen Belts Associates – Kim Siegenthaler – Editing Team

TV Canopy Network –  
Lance Davisson – Editing Team/Meeting Minutes

University of Idaho – Rich Guggenheim

Willow Creek Nursery – Eric Celmer – Editing Team







Spruce, Colorado

Deguz Designs photo