



Wild Plants of Browns Island Regional Preserve

Common Name Version

A Photographic Guide

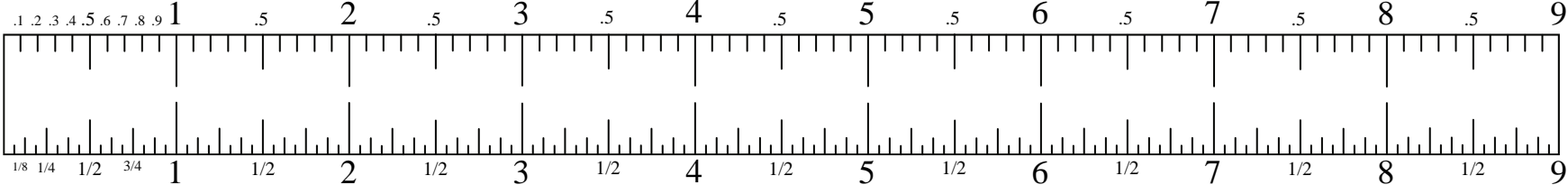
Sorted by Form, Color and Family
with Habitat Descriptions and Identification Notes

Photographs and text by Wilde Legard
District Botanist, East Bay Regional Park District



New Revised and Expanded Edition - Includes the latest
scientific names, habitat descriptions and identification notes

Decimal Inches



English Inches

Notes:

Handwriting practice lines consisting of a top solid line, a middle solid line, and a bottom solid line, with a dashed midline.

A Photographic Guide to the Wild Plants of Browns Island Regional Preserve

More than 2,000 species of native and naturalized plants grow wild in the San Francisco Bay Area. Most are very difficult to identify without the help of good illustrations. This is designed to be a simple, color photo guide to help you identify some of these plants. This guide is published electronically in Adobe Acrobat® format so that it can easily be updated as additional photographs become available. You have permission to freely download, distribute and print this guide for individual use. Photographs are © 2014 Wilde Legard, all rights reserved.

In this guide, the included plants are sorted first by form (Ferns & Fern-like, Grasses & Grass-like, Herbaceous, Woody), then by most common flower color, and finally by similar looking flowers (grouped by genus within each family). Each photograph has the following information, separated by '-':

COMMON NAME	According to <i>The Jepson Manual: Vascular Plants of California, Second Edition (JM2)</i> and other references (not standardized).
(Scientific Name)	According to <i>JM2</i> and <i>eFlora</i> (ucjeps.berkeley.edu/IJM.html).
Origin & Longevity	Native, Naturalized, or Waif (not reproducing without human care). Annual, Biennial, Perennial, or a combination.
Family Name	Common family name according to <i>JM2</i> ,
(Bloom date range)	Period during the year when the plant blooms, according to <i>JM2</i> and other sources. '-' if plant does not bloom (ie. Ferns).
Habitat	Habitat description according to <i>JM2</i> and other sources.
ID Characteristics	Plant description with identification characteristics and other notes, based on multiple sources including: <i>Annotated Checklist of the East Bay Flora, Second Edition (2013)</i> , <i>JM2</i> , <i>Plants of the San Francisco Bay Region (Revised Edition)</i> , and <i>Weeds of California and Other Western States</i> .
Additional notes	Occasionally, an additional note may appear (ie. NOXIOUS weed, INVASIVE weed, Fed & Calif. ENDANGERED, etc.).

Revision: 3/2/2014

Grass-like - Green/Brown

Wild Plants of Browns Island Regional Preserve - Sorted by Form, Color and Family


Page 1



COMMON ARROW-GRASS (*Triglochin maritima*)
Native Perennial - Arrow-grass Family -
(Apr–Aug) - Coastal salt marshes, interior saline,
brackish, alkaline marshes - Plant 16-43" tall,
dense-tufted. Leaves 4-32" long, 0.08-0.2" wide.
Leaf ligule tip entire to notched.



THREE-RIBBED ARROW-GRASS (*Triglochin striata*)
Native Perennial - Arrow-grass Family -
(May–Sep) - Uncommon. Brackish to freshwater
coastal marshes, springs - Plant 4-8",
mat-forming. Leaves 2-8", 0.04" wide, elliptic
x-section. Flower cluster 2-10" long.



NARROW-LEAVED CATTAIL (*Typha angustifolia*)
Native Perennial - Cattail Family -
(May–Aug) - Nutrient-rich freshwater to brackish
marshes, wet disturbed places - Plant 4.9-9.8'
tall. Leaves gen < 0.4" wide. Flower cluster gap >
0.4".



BROAD-LEAVED CATTAIL (*Typha latifolia*)
Native Perennial - Cattail Family - (Jun–Jul) -
Unpolluted to nutrient-rich freshwater (brackish)
marshes - Plant 4.9-9.8' tall. Widest leaves
0.4-1.1" wide. Flower cluster with no gap
between flower types.



GIANT REED (*Arundo donax*) Naturalized Perennial - Grass Family - (Mar-Sep) - Moist places, seeps, ditchbanks - Stem 6-33' tall, matures woody. Leaves evenly spaced on stem. Flower cluster 8-28" tall, up to 5" wide. Spikelet ~0.5" long. NOXIOUS weed.



RIPGUT GRASS (*Bromus diandrus*) Naturalized Annual - Grass Family - (Apr-Jul) - Open, gen disturbed areas - Plant 6-40" tall. Spikelet 1-2.8" long. Lemma body 0.8-1.2" long, awn > 1.2" long. Barbed seeds can stick in flesh of animals. INVASIVE weed.



SMOOTH PAMPAS GRASS (*Cortaderia selloana*) Naturalized Perennial - Grass Family - (Sep-Mar) - Disturbed sites - Plant 6-13' tall. Leaf blades 0.1-0.5" wide, sheathes smooth. Cultivar, rarely escaped. INVASIVE weed.



SALT GRASS (*Distichlis spicata*) Native Perennial - Grass Family - (Apr-Sep) - Salt marshes, coastal dunes, moist, alkaline areas - Stem 4-20" long. Leaves 0.8-4" long, flat, stiff. Flower cluster 0.8-3" long, narrow. Spikelets straw-colored to purple, 2-20/group, 0.24-0.8" long.




COMMON REED (*Phragmites australis*) Native Perennial - Grass Family - (Jul-Nov) - Pond & lake margins, sloughs, marshes - Stem 6.6-13', gen < 0.4" diam. Leaf blades gen 8-18" long, base gradually narrowed. Flower cluster 6-20". Spikelet 0.4-0.6", lemmas smooth.



RABBITFOOT GRASS (*Polygomon mospeliensis*) Naturalized Annual - Grass Family - (Apr-Aug) - Moist places, along streams - Stem 8-39". Leaf 0.4-8" long, 0.16-0.24" wide. Flower cluster 0.4-6.7" long, plume-like. Glume awn > 0.14". Lemma awn gen < 0.1". INVASIVE.



BALTIC RUSH (*Juncus balticus* subsp. *ater*) Native Perennial - Rush Family - (Jul-Nov) - Moist to ± dry sites - Stem 14-43" tall, round, not twisted. No leaf blade. Flowers generally 0.1-0.2" long.



SEACOAST BULRUSH (*Bolboschoenus robustus*) Native Perennial - Sedge Family - (Summer) - Brackish to saline coastal marshes - Plant 20-60" tall. Stem sharply triangular. Flower cluster dense, stemless, just above bracts. Spikelets 5-25, 0.4-1.2" long.



TALL NUTSEDGE (*Cyperus eragrostis*) Native Perennial - Sedge Family - (May–Nov) - Vernal pools, streambanks - Leaves basal. Flower cluster bracts 4-8. Spikelets 0.2-0.8" long, oblong, in heads to 1.6" wide. Seeds short-stalked.



SMALL SPIKERUSH (*Eleocharis parvula*) Native Perennial - Sedge Family - (Late winter–fall) - Brackish wet soil, coastal - Stem 0.8-3.5", to 0.02" wide. Spikelet 0.08-0.16" long; scales green, yellow or red-brown.



LOW BULRUSH (*Isolepis cernua*) Native Annual - Sedge Family - (Late spring–winter) - Sandy, sometimes brackish sea shores, bluffs, sand dunes, creeks, marshes - Plant 1.6-16" tall, tufted. Single spikelet.



COMMON TULE (*Schoenoplectus acutus* var. *occidentalis*) Native Perennial - Sedge Family - (Summer) - Common. Marshes, shores, fens, shallow lakes, often emergent - Stem 3.3-13" tall, fat, round x-section, blue-green.



OLNEY'S THREE-SQUARE BULRUSH (*Schoenoplectus americanus*) Native Perennial - Sedge Family - (Summer) - Mineral-rich or brackish marshes, shores, fens, springs - Stem 1.2-8.2' tall, sharply 3-angled, not leafy. Flower cluster head-like.



SOUTHERN BULRUSH (*Schoenoplectus californicus*) Native Perennial - Sedge Family - (Spring–summer) - Common. Brackish to fresh marshes, shores - Stem 3.3-13' tall, slender, bright green, bluntly 3-angled. Flower cluster somewhat open.



WATER SMARTWEED (*Persicaria amphibia*) Native Perennial - Buckwheat Family - (Jun–Nov) - Shallow lakes, streams, shores - Aquatic (floating leaves) or terrestrial. Flower clusters 0.4-6" long, 0.3-0.8" wide, pink to red.



BEEHISTLE (*Eryngium articulatum*) Native Perennial - Carrot Family - (Jun–Aug) - Seasonally wet areas on lake and stream margins, marshes - Plant stout, erect, 12-47" tall. Flower heads 0.4-1" tall, bracts and sepals blue-tinged, petals bright blue or purple.



PANICLED / WEEDY WILLOWHERB (*Epilobium brachycarpum*) Native Annual - Evening Primrose Family - (Jun-Sep) - Common. Dry open or disturbed woodland, grassland, roadsides - Plant 8-79" tall, diffuse. Petals 2-15 mm long, white to rose-purple.



COMMON WILLOWHERB (*Epilobium ciliatum* subsp. *ciliatum*) Native Perennial - Evening Primrose Family - (Jun-Oct) - Common. Disturbed places, moist meadows, streambanks, roadsides - Plant 20-48" tall, smooth or short-hairy. Petals 2-6 mm, white to pink.



MONTEREY CENTAURY (*Zeltnera muelenbergii*) Native Annual-Biennial - Gentian Family - (Jun-Aug) - Moist coastal bluffs, forest openings - Plant 1.2-12" tall. Leaf 0.6-1" long. Flowers pink, 0.5-0.75" mm long, lobes 0.08-0.28" long; flower stalk < 0.0" long.



CALIFORNIA LOOSESTRIFE (*Lythrum californicum*) Native Perennial - Loosestrife Family - (Apr-Sep) - Marshes, pond and stream margins - Stem 8-24" tall. Leaves 0.4-2.8" long, gray-smooth, linear. Petals purple, 0.2-0.3" long; 2 style forms.



PENNYROYAL (*Mentha pulegium*) Naturalized Perennial - Mint Family - (Jul-Oct) - Moist places, fields - Stem 4-12" tall, short-hairy. Leaves 0.2-1" long, upper stalkless. Flowers 0.2-0.3" long, violet to lavender. Aromatic. INVASIVE weed.



RADISH (*Raphanus sativus*) Naturalized Annual - Mustard Family - (May-Jul) - Disturbed areas, fields - Stem 16-51" long. Petals 0.6-1" long, white to purple. Fruit a fat cylinder w/constrictions between seeds. INVASIVE weed.



SPANISH CLOVER (*Acmispon americanus* var. *americanus*) Native Annual - Pea Family - (May-Oct) - Coast, chaparral, waterways, roadsides, disturbed areas - Plant 2-24", hairy. Flowers white to pink, solitary, bract lobes >> flower tube.



LEATHER ROOT (*Hoita macrostachya*) Native Perennial - Pea Family - (May-Aug) - Streambanks, marshes, spring-moist places - Stem erect, < 6.6' tall, much-branched. Leaflets 0.8-4" long, both sides sticky. Flowers ~0.4" long, blue to purple.



DELTA TULE PEA (*Lathyrus jepsonii* var. *jepsonii*) Native Perennial - Pea Family - (Apr-Aug) - Coastal, estuarine marshes - Plant < 8' tall, smooth. Stem climbing, winged. Flowers 0.6-0.8" long, pink-purple. CNPS: FAIRLY ENDANGERED.



BULL THISTLE (*Cirsium vulgare*) Naturalized Biennial - Sunflower Family - (May-Oct) - Common. Disturbed areas - Plant 12-79" tall. Top of leaves bristly; leaf base forming decurrent wings on stem. Flowers purple, gen 1-2" wide. NOXIOUS weed.



SALTMARSH-FLEABANE (*Pluchea odorata* var. *odorata*) Native Perennial - Sunflower Family - (Jun-Nov) - Moist, often saline valley bottoms - Plant 20-48"+, sticky. Leaves 1.6-4.7" long, egg-shaped. Flowers purple, ~0.2" long, in leaf axils.



MILK THISTLE (*Silybum marianum*) Naturalized Annual-Biennial - Sunflower Family - (Feb-Jun) - Roadsides, pastures, disturbed areas - Stem 1-10', stout. Leaves spiny, shiny green w/white veins and spots. Flowers red-purple. INVASIVE weed.



SUISUN MARSH ASTER (*Symphyotrichum lentum*) Native Perennial - Sunflower Family - (May-Nov) - Marshes - Stem 16-47" tall, not hairy. Leaves 1.6-3.1" long, 0.2-0.3" wide. Flower cluster openly branched. Ray flowers violet, 20-45, 0.31-0.55" long.



ANNUAL SALTMARSH ASTER (*Symphyotrichum subulatum* var. *parviflorum*) Native Annual - Sunflower Family - (Jul-Oct) - Marshes, disturbed places - Heads white to pink, solitary, in leaf axils and stem ends, <50 rays. Flower head bracts sharp-tipped.



GREEN DOCK (*Rumex conglomeratus*) Naturalized Perennial - Buckwheat Family - (May-Aug) - Common. Moist places - Stem 12-32" tall, unbranched below. Flower cluster open. Fruit valves ~0.1" long, scarcely winged around the 3 tubercles, smooth edged.



CURLY DOCK (*Rumex crispus*) Naturalized Perennial - Buckwheat Family - (All year) - Abundant. Disturbed places - Stem 16-39" tall. Flower cluster dense, valves 0.2-0.24", winged around tubercles, smooth edged. 1 tubercle enlarged. INVASIVE.



FLOATING MARSH PENNYWORT (*Hydrocotyle ranunculoides*) Native Perennial - Ginseng Family - (Mar-Aug) - Lake margins, ponds, slow-moving streams - Plant fleshy, floating-creeping. Leaf 0.8-2" wide, kidney-shaped, deep lobes, 1 reaching center.



WHORLED MARSH PENNYWORT (*Hydrocotyle verticillata*) Native Perennial - Ginseng Family - (Apr-Sep) - Lake margins, ponds, slow-moving streams, canals, seeps, springs, marshes - Plant creeping. Leaf 0.4-1.6" wide, round, 8-13 shallow lobes.



FAT-HEN (*Atriplex prostrata*) Native Annual - Goosefoot Family - (Apr-Oct) - Wet places, marshes - Plant 4-48" tall, branched at base. Leaves alternate, blades 0.4-3.5" long, triangular, green, not dense-scaly underneath.



PACIFIC PICKLEWEED (*Salicornia pacifica*) Native Perennial - Goosefoot Family - (Jul-Nov) - Salt marshes, alkaline flats - Plant 4-28" tall, branching from base, branches opposite. Flower clusters 0.8-3.3" long, 0.1-0.2" wide.



RUSSIAN THISTLE (*Salsola tragus*) Naturalized Annual-Perennial - Goosefoot Family - (Jul-Oct) - Common. Disturbed places - Plant < 5' tall. Stem gen red-striped, widely branched. Leaves succulent, 0.3-2" long, upper spine-tipped. NOXIOUS.



COMMON PLANTAIN (*Plantago major*) Naturalized Annual-Perennial - Plantain Family - (Apr-Sep) - Disturbed areas - Leaves basal, blades 5-18 cm long, broadly oval, not hairy. Flowers + stem 2-24" tall, flower cluster gen 1.2-8" long.



CRISP-LEAVED PONDWEED (*Potamogeton crispus*) Naturalized Perennial - Pondweed Family - (Jul-Sep) - Uncommon. Shallow water, ponds, streams. - Stem < 3' long. Leaves serrate, submerged, 1.6-3.1", 0.2-0.3" wide. Flower cluster < 0.8" long. INVASIVE.



WESTERN RAGWEED (*Ambrosia psilostachya*) Native Perennial - Sunflower Family - (Jun-Nov) - Common. Roadsides, dry fields - Plant 1-6.5' tall, upright with long roots. Leaves 1-5" long with narrow lobes. Fruits spineless. Allergenic pollen.



MUGWORT (*Artemisia douglasiana*) Native Perennial - Sunflower Family - (May–Nov) - Common. Open to shady areas, often in drainages - Plant 20-60" tall. Leaves gen 0.4-4" long, densely hairy below, some 3-5 lobed. Flower bracts hairy.



COCKLEBUR (*Xanthium strumarium*) Native Annual - Sunflower Family - (Jul–Oct) - Disturbed, seasonally wet, often alkaline sites, in grassland, marshes, watercourses - Plant 4-32" tall. Stem spineless. Bur 0.4-1.2"+ long.



SCARLET PIMPERNEL (*Anagallis arvensis*) Naturalized Annual - Myrsine Family - (Mar–May) - Common. Disturbed places, ocean beaches - Plants 2-16" tall. Flowers 0.2-0.3" long, salmon or occasionally blue. Leaves TOXIC, can cause dermatitis.




SEASIDE HELIOTROPE (*Heliotropium curassavicum* var. *oculatum*) Native Perennial - Boraginaceae Family - (Feb–Oct) - Moist to dry, saline to alkaline soils, gen near water - Plant fleshy. Leaf 0.4-2.4 cm long. Flowers white w/ yellow center, 0.12-0.2" long.



WATER SMARTWEED (*Persicaria punctata*) Native Annual-Perennial - Buckwheat Family - (Jun–Nov) - Shallow water, shores, marshes, floodplain forest - Flowers ~0.15" long, 5-lobed, white margins, gland-dotted. Fruit black, shiny.




KNOTWEED (*Polygonum aviculare* subsp. *depressum*) Naturalized Annual - Buckwheat Family - (May–Nov) - Disturbed places - Stem 4-20", mat-forming. Flowers 2-8/leaf axil, ~0.1" long, fused 1/2 length, w/white or pink margins.



MASON'S LILAEOPSIS (*Lilaepsis masonii*) Native Perennial - Carrot Family - (Jun–Aug) - Intertidal marshes, streambanks. - Plants < 4" tall. Leaves tufted, thread-like, cylindric, < 0.05" wide, 0.1-0.3" long. Petals white. Calif. RARE, SERIOUSLY ENDANGERED.



WATER PARSLEY (*Oenanthe sarmentosa*) Native Perennial - Carrot Family - (Jun–Oct) - Streams, marshes, ponds, gen aquatic - Plant 20-60" tall. Young shoots curled, tendril-like. Leaves twice-pinnate, leaflets alike, broad, serrate to lobed. Flowers white.



HEMLOCK WATERPARSNIP (*Sium suave*)
Native Perennial - Carrot Family - (Jul-Aug) -
Swamps, marshes, streambanks - Plant stout,
24-47". Leaf stalk 4-32", leaflets 0.4-1.6" long,
narrow lance-shaped. Flowers white. Fruit ~0.1"
wide w/prominent corky ribs.



ANTIOCH DUNES EVENING-PRIMROSE (*Oenothera deltoides* subsp. *howellii*)
Native Perennial - Evening Primrose Family - (Mar-Sep)
- Sandy bluffs, dunes - Plant 16-32" tall,
gray-hairy. Petals white, 0.8-1.6" long. Fed & Cal:
ENDANGERED.



GARDEN ASPARAGUS (*Asparagus officinalis*
subsp. *officinalis*) Naturalized Perennial - Lily
Family - (Mar-Sep) - Disturbed places,
roadsides, fields - Stem 3-10' tall. Flowers
green-white, 3-7 mm long. Fruits red, ~0.3" long.
Escaped garden vegetable.




CUTLEAF BUGLEWEED (*Lycopus americanus*)
Native Perennial - Mint Family - (Aug-Sep) -
Moist areas, marshes, streambanks - Stem 8-32"
tall, nodes short-hairy. Leaves 0.8-3" long,
w/short stems, irregularly lobed and cut. Flowers
white, ~0.1" long.



WHITE-STEM HEDGE-NETTLE (*Stachys*
albena) Native Perennial - Mint Family -
(May-Oct) - Swamps, seeps - Plant 1.6-8' tall,
densely cobwebby-hairy. Leaf felty, blade 1.2-6"
long. Flowers white to pink; tube 0.2-0.4" long,
hidden in bracts.



HEDGE BINDWEED (*Calystegia sepium* subsp.
limnophila) Native Perennial - Morning-glory
Family - (May-Jul) - Marshes, riverbanks - Stem
climbing, < 13', smooth (hairy). Flower 1.2-2.4"
long, white to pink-tinged. Bractlets concealing
flower bracts.



GOLDENTHREAD (*Cuscuta pacifica* var.
pacifica) Native Annual - Morning-glory Family -
(Jul-Oct) - Gen on *Salicornia*, *Jaumea* in coastal
salt marshes, tidal flats - Vine. Stem thread-like.
Flowers white, ~0.2" long.



PERENNIAL PEPPERGRASS (*Lepidium*
latifolium) Naturalized Perennial - Mustard Family
- (Jun-Sep) - Pastures, disturbed areas, fields,
grassland, saline meadows, streambanks,
sagebrush scrub, edge of marshes - Plant
14-47". Petals white. **NOXIOUS.**



SMALL-FLOWERED NIGHTSHADE (*Solanum americanum*) Native Annual-Perennial - Nightshade Family - (Apr–Nov) - Open, often disturbed places - Flower 0.12-0.24" wide w/3mm lobes, white, anthers ~0.07". Seeds ~0.05". Bracts 0.04-0.08", curled back in fruit.



WHITE SWEETCLOVER (*Melilotus albus*) Naturalized Annual-Biennial - Pea Family - (May–Sep) - Locally abundant. Pastures, open disturbed sites - Stem 1.6-6.6' long. Leaflets 3, 0.4-1" long, toothed. Flowers white, 0.14-0.2" long.



YARROW (*Achillea millefolium*) Native Perennial - Sunflower Family - (Apr–Sep) - Many habitats - Plant 4"-7" tall. Stem white-hairy. Leaves finely dissected. Flower cluster flat-topped. Flowers white to pink. Widely used in folk medicine.



MARSH BACCHARIS (*Baccharis glutinosa*) Native Perennial - Sunflower Family - (Jul–Oct) - Coastal freshwater and saltwater marshes, streambanks - Plant herbaceous, sticky, 3-6' tall. Leaf blades lance-shaped, < 5" long, 0.5-1.2" wide.



HORSEWEED (*Erigeron canadensis*) Naturalized Annual - Sunflower Family - (All year) - Disturbed places - Plant 8-79" tall. Gen 1 main stem branching above. Disk flowers yellow; rays white or pink, <= 0.04" long. Head bracts 0.12-0.16" tall, 0.08-0.12" wide.



SEASIDE BROOKWEED (*Samolus parviflorus*) Native Perennial - Theophrasta Family - (Spring–summer) - Moist sites - Stem 6-16" long. Leaves 0.8-2" long, mostly basal, alternate on stem. Flowers white, 0.06" wide, at stem ends.



FENNEL (*Foeniculum vulgare*) Naturalized Perennial - Carrot Family - (May–Sep) - Roadsides, disturbed sites - Plants 3-6.5' tall, anise-scented. Stems waxy-blue, canelike. Flowers yellow. Leaf segments thread-like, edible when young. INVASIVE weed.



YELLOW WATER PRIMROSE (*Ludwigia peploides* subsp. *peploides*) Native Perennial - Evening Primrose Family - (May–Oct) - Lakeshores, streambanks, seasonal wetlands - Aquatic w/floating-creeping stems. Leaves alternate. Sepals 0.25-0.4", petals 0.35-0.5".



HOOKER EVENING-PRIMROSE (*Oenothera elata* subsp. *hookeri*) Native Biennial - Evening Primrose Family - (Jun-Sep) - Moist, coastal, slightly inland, sandy bluffs - Plant 16-32", sticky-hairy. Leaves 1.6-10" long, flat. Petals yellow, 1-2" long. Seeds all fertile.



GOLDEN MONKEYFLOWER (*Mimulus guttatus*) Native Perennial - Lopseed Family - (Mar-Aug) - Common. Wet places, gen terrestrial, occ emergent or floating in mats - Plant 0.8-60". Flower yellow, gen > 0.8" long; mature bracts flattened sideways, inflated in fruit.



WESTERN WALLFLOWER (*Erysimum capitatum* var. *capitatum*) Native Biennial - Mustard Family - (Mar-Sep) - Common. Open areas, woodland, sandy areas, chaparral - Petals orange to yellow, fruit 1-4.3" long.



BIRD'S-FOOT TREFOIL (*Lotus corniculatus*) Naturalized Perennial - Pea Family - (Jun-Sep) - Open, disturbed areas - Leaflets 5, 0.16-0.9" long. Flower cluster 3-7 flowered on 0.6-4.7" stalk. Flowers bright yellow, 0.4-0.55" long, banner often reddish.



STICKTIGHT (*Bidens frondosa*) Native Annual - Sunflower Family - (Jun-Oct) - Uncommon. Damp soil, esp disturbed sites - Plant 20-48" tall with square stem. Leaves stalked, leaflets 0.8-3" long. Flowers yellow; rays 0-few, < 0.2"; fruits wedge-shaped, flat.



BUR-MARIGOLD (*Bidens laevis*) Native Annual-Perennial - Sunflower Family - (Aug-Nov) - Freshwater wetlands - Plant 8"-8' tall, with round stem. Leaves w/o stalks, simple, 2-6" long, serrate edges. Flowers showy, yellow; rays 7-8, 0.6-1.2" long.



YELLOW STAR-THISTLE (*Centaurea solstitialis*) Naturalized Annual - Sunflower Family - (May-Oct) - Invasive, roadsides, disturbed grassland or woodland - Plant 4-39" tall. Leaves woolly, extend down the stem. Flower bract spines 0.4-1" long. NOXIOUS weed.



COMMON SPIKEWEED (*Centromadia pungens* subsp. *pungens*) Native Annual - Sunflower Family - (Apr-Nov) - Grassland, saltbush scrub, disturbed sites - Spiny. Leaves smooth or rough to the touch.



WESTERN GOLDENROD (*Euthamia occidentalis*) Native Perennial - Sunflower Family - (Jul–Nov) - Marshes, streambanks, meadows - Stem < 6.6', smooth. Leaves < 4" long, <= 0.24" wide, w/dark glandular pits. Flowers yellow, rays 0.06-0.1" long.



BIGELOW SNEEZEWEED (*Helenium bigelovii*) Native Perennial - Sunflower Family - (Jul–Aug) - Wet meadows, marshes, bogs, fens, streambanks, lake margins - Plant 1-4' tall. Flower head spherical, disk flowers 0.1-0.2" long; rays 0.5-1" long, pointing down.



BRISTLY OX-TONGUE (*Helminthotheca echioides*) Naturalized Annual-Biennial - Sunflower Family - (All year) - Common. Disturbed areas - Stem 1-6.5' tall, bristly. Leaf 2-8" long, covered with prickly bumps. Flower heads 0.8-1.6" wide. **INVASIVE weed.**



TELEGRAPH WEED (*Heterotheca grandiflora*) Native Annual - Sunflower Family - (Jun–Oct(± all year)) - Disturbed areas, dry streambeds, sand dunes - Plant 0.3-8' tall, bristly, sticky, branched above. Leaf 0.8-2.8" long, lower clasp stem. Rays 25-40, 0.2-0.3" long.



FLESHY JAUMEA (*Jaumea carnosa*) Native Perennial - Sunflower Family - (Apr–Dec) - Coastal salt marshes, bases of sea cliffs - Stem trailing. Leaf gen 0.6-2" long, fleshy. Flower head yellow, 0.5-0.8" long; rays 0.4-0.2" long, disks ~ 0.25" long. Aromatic.



PRICKLY LETTUCE (*Lactuca serriola*) Naturalized Annual - Sunflower Family - (May–Oct) - Abundant. Disturbed places - Stem 1.6-10' tall, prickly-bristly. Leaves deeply-lobed, midvein and edges prickly-bristly. Flowers pale yellow, 0.16-0.2" wide.



COTTON-BATTING PLANT (*Pseudognaphalium stramineum*) Native Annual - Sunflower Family - (Mar–Aug) - Many habitats, dunes, chaparral slopes, roadsides - Heads 0.16-0.2" long, female flowers > 0.08" long, pappus bristles free.



WATER RAGWORT (*Senecio hydrophilus*) Native Perennial - Sunflower Family - (May–Sep) - Marshes, swampy places, standing water, alkaline sites - Plant 16-39" tall. Leaves fleshy, lower 2-8"+ long, 0.8-4" wide. Heads 20-40/cluster, rays 0 or 5.



COMMON SOW THISTLE (*Sonchus oleraceus*)
Naturalized Annual - Sunflower Family - (All year)
- Abundant. Disturbed places - Plant 4-55" tall.
Leaf teeth soft to touch. Basal lobes of upper
leaves sharply pointed, straight to curving
upward.



CALIFORNIA ROSE (*Rosa californica*) Native
Perennial - Rose Family - (Feb-Nov) - Gen ±
moist areas in sun, esp streambanks - Shrub
2.6-8.2' tall w/thick curved spines, forming
thickets. Petals pink, 0.6-1" long; sepals unlobed.



WHITE ALDER (*Alnus rhombifolia*) Native
Perennial - Birch Family - (Apr-Jun) - Along
permanent streams - Tree. Leaves flat, not rusty
underneath, margins serrate, not rolled under.
Female flowers cone-like. Wood used for
furniture and for smoking meats.



FREMONT COTTONWOOD (*Populus fremontii*
subsp. *fremontii*) Native Perennial - Willow Family
- (Mar-Apr) - Scattered. Alluvial bottomland,
streamsides - Tree < 66' tall. Leaves
heart-shaped to triangular, coarsely scalloped,
blade 1.2-2.8" long.



JAPANESE HONEYSUCKLE (*Lonicera japonica*)
Naturalized Perennial - Honeysuckle Family -
(May-Jul) - Disturbed places - Twining shrub.
Leaf gen 1.2-3.1" long. Flowers white turning
yellow, 1-1.6" long, in pairs. Fruits black.
INVASIVE watch list.



HIMALAYAN BLACKBERRY (*Rubus*
armeniacus) Naturalized Perennial - Rose Family
- (Mar-Jun) - Common. Disturbed areas,
roadsides - Shrub w/thorny 5-angled stem.
Leaflets 3-5, white-hairy beneath. Blackberry-type
fruit. **INVASIVE**.



CALIFORNIA BLACKBERRY (*Rubus ursinus*)
Native Perennial - Rose Family - (Mar-Jul) -
Open, disturbed areas - Stem round,
bristly/prickly. Leaves simple to 3
leaflets, underside green. Plants unisexual.
Petals 0.24-0.6" long, white. Blackberry-type
fruit.



COYOTE BRUSH (*Baccharis pilularis*
subsp. *consanguinea*) Native Perennial - Sunflower
Family - (Jul-Dec) - Coastal bluffs, woodland,
grassland, disturbed sites, occ on serpentine -
Shrub < 15' tall, brittle, common. Leaves gen
0.6-1.6" long.



BLACKWOOD ACACIA (*Acacia melanoxylon*)
Naturalized Perennial - Pea Family - (Feb-Mar) -
Uncommon. Disturbed areas - Tree < 100' tall.
Leaves simple, 0.2-1.2" wide, 3-5 main veins.
Flowers pale yellow, 2-8 per head. INVASIVE
weed.



MARSH GUMPLANT (*Grindelia stricta* var.
angustifolia) Native Perennial - Sunflower Family
- (May-Dec) - Tidal wetlands - Plant 3.3-6.6' tall,
woody base, evergreen. Leaves 0.4-6" long,
fleshy, not resinous. Flower rays yellow, 16-56,
0.5-0.7" long.



HINDS' WILLOW (*Salix exigua* var. *hindsiana*)
Native Perennial - Willow Family - (Apr-May) -
Common. Floodplains, sandy gravel - Shrub or
tree < 17' tall. Leaf blades 1.2-6" long, linear,
mature dense soft-hairy below. Ovary hairy.



ARROYO WILLOW (*Salix lasiolepis*) Native
Perennial - Willow Family - (Jan-Jun) - Common.
Shores, marshes, meadows, etc - Shrub-tree,
bark smooth. Leaf-like stipules. Leaf egg-shaped,
waxy below. Fruit smooth, bract persistent, dark,
stamens 2.

