

Forgotten Books

— www.forgottenbooks.com —

Copyright © 2016 FB &c Ltd.

All rights reserved. No part of this publication may be reproduced, distributed, or transmitted in any form or by any means, including photocopying, recording, or other electronic or mechanical methods, without the prior written permission of the publisher, except in the case of brief quotations embodied in critical reviews and certain other noncommercial uses permitted by copyright law.

DANISH FUNGI

AS REPRESENTED IN THE HERBARIUM OF

E. ROSTRUP

REVISED BY *J. LIND*

PRINTED AT THE EXPENCE OF THE CARLSBERG-FUND



191875
27.10.24

GYLDENDALSKE BOGHANDEL - NORDISK FORLAG

COPENHAGEN - FEBRUARY 1913

**PRINTED BY EGMONT H. PETERSEN
COPENHAGEN**

CONTENTS

PART FIRST

	Page
THE COLLECTION OF DANISH FUNGI LEFT BY THE LATE PROFESSOR E. ROSTRUP	1
DANISH MYCOLOGISTS PREVIOUS TO ROSTRUP	9
PHYTOPATOLOGY IN DENMARK BEFORE ROSTRUP.....	19
THE ASSISTANTS OF E. ROSTRUP IN THE MYCOLOGICAL INVESTIGATION OF DENMARK	25
FOREIGNERS WHO HAVE TAKEN PART IN THE MYCOLOGICAL INVESTIGATION OF DENMARK	40
THE PLAN OF THE WORK	42
ABBREVIATIONS AND SIGNS.....	47

PART SECOND

I. PHYCOMYCETES: a CHYTRIDINEAE.....	49
b ANCYLISTINEAE	54
c SAPROLEGNINEAE	54
d PERONOSPORINEAE	55
e MUCORINEAE	71
f ENTOMOPHTORINEAE.....	74
II. ASCOMYCETES: a HEMIASCINEAE.....	77
b PROTOASCINEAE	78
c PROTODISCINEAE	80
d HELVELLINEAE.....	87
e PEZIZINEAE	94
f PHACIDIACEAE	139
g HYSTERIINEAE	143
h TUBERINEAE.....	152
i PLECTASCINEAE	153
j PYRENOMYCETINEAE:	
1 PERISPORIALES	159
2 HYPOCREALES.....	167
3 DOTHIDEALES	179
4 SPHAERIALES.....	183

	Page
III. BASIDIOMYCETES: A. HEMIBASIDII:	
a USTILAGINEAE	256
b TILLETIINEAE	266
B. EUBASIDII:	
a PROTOBASIDIOMYCETES:	
1 UREDINALES	275
2 AURICULARIALES	343
b TREMELLACEAE	346
c DACRYOMYCETINEAE	348
d EXOBASIDIINEAE	350
e HYMENOMYCETINEAE	352
f GASTEROMYCETES	398
IV. FUNGI IMPERFECTI: A. SPHAEROPSIDALES:	
a SPHAERIOIDACEAE	405
b NECTRIOIDACEAE	465
c LEPTOSTROMATACEAE	466
d EXCIPULACEAE	470
B. MELANCONIALES	474
C. HYPHOMYCETES:	
a MUCEDINACEAE	494
b DEMATIACEAE	513
c STILBACEAE	537
d TUBERCULARIACEAE	541
D. MYCELIA STERILIA	550

PART THIRD

LIST OF LITERATURE	555
INDEX OF DANISH NAMES	607
INDEX UNIVERSALIS	613
ERRATA	649

THE COLLECTION OF DANISH FUNGI LEFT BY THE LATE PROFESSOR E. ROSTRUP.

SHORTLY after the death of Professor E. ROSTRUP Ph. D. which occurred on January 16. 1907 I was intrusted with the honourable task of preparing a list of all the species of Danish fungi found in his herbarium. This herbarium was acquired by the University of Copenhagen and has been included in the Botanical Museum of the University. On account of the copiousness of this herbarium the list will comprise all species of fungi which have hitherto been found in DENMARK as far as concerns the groups of fungi with which ROSTRUP was mostly occupied. However, in preparing the list I have also endeavoured to point out what an uncommonly diligent man and accurate researcher ROSTRUP has been. It was my intention in this way to establish a memorial in honour of E. ROSTRUP as a mycologist and phytopathologist which shall bear witness in foreign countries to the modest and laborious man whose significance to science was never fully understood there because he mostly wrote in Danish. I shall give no biography of E. ROSTRUP, several having already been published or being under preparation, I shall only give a short outline of the work of ROSTRUP as a mycologist and phytopathologist.

ROSTRUP's reason for turning to the study of fungi must be sought in his great love for nature, his immense interest in all living things in field and wood, his desire for knowing the names of all the creatures he saw. In his earlier years ROSTRUP occupied himself very much with the singing birds, their splendid plumage and their beautiful singing; he was thoroughly familiar with all the flowering plants of Denmark and published, in 1860, his wellknown and much appreciated "Vejledning i den danske Flora" (Guide of the Danish Flora). Having finished this work ROSTRUP began to observe the lower plants, and during his daily walks in the neighbourhood of Skaarup in the south of the fertile Island of Funen his attention was drawn to the multi-colored toadstools, the queerly shaped Hydnaceae and the stout Polyporaceae on the trunks of the trees. ROSTRUP began his study of fungi on August 31. 1860. On his first excursions he chiefly collected the gay Agaricae

ceae of autumn, but also Lycoperdon, Boletus etc.; on his return home he tried to determine the species by means of the literature found in the Skaarup Training School viz. SCHUMACHER'S Enumeratio, HORNE-MANN'S Plantelære II (Botany) and fragments of the mycological works of EL. FRIES, but in his diary he complains of the difficulty of obtaining accurate information from these sources. With his usual sense for order and thoroughness he began, on that very day, to jot down accounts of all his discoveries and observations in special mycological diaries which he continued to keep in the same unaltered shape and in the same style until his death, in January 1907, or during more than 46 years.

I have emphasized the above statement concerning the diaries as it clearly shows that ROSTRUP began his study of fungi as a mere self-taught man he had no teacher, no guide; nor did he obtain his interest in the fungi through books; it was the fungi themselves in the open which called him. Whether they were eatable or not was, without doubt, of no interest to him, but they possessed another quality which soon claimed all his attention, it was the injury they — as parasites — might cause to living plants. He himself writes about this (R 85 h²⁷⁸): "As I have always, if possible, tried to combine my scientific researches with useful objects I was soon, by the said studies, lead to researches of the relation of parasitic fungi to diseases of plants a subject in which later on I have always interested myself from choice."

The first mycological article written by ROSTRUP on cultivation of sclerotia was merely of a systematic character later on the pathological subjects became predominant. He was simply forced by practical plant-growers to occupy himself more with the phytopathology. As, in 1870, he had published a short account of the diseases of field-plants he received numerous inquiries concerning this subject; in 1876 he also wrote about the diseases of horticultural plants and, in 1878, about those of the forest-trees, and accordingly horticulturists and foresters now applied to him. In this manner he obtained several parasitic fungi for his herbarium, but it also involved his giving up his position as teacher at the Skaarup Training School. He went to Copenhagen where the offices as lecturer of phytopathology at the Royal Veterinar and Agricultural College and Chief Consulting Pathologist were established for him in particular. In these capacities ROSTRUP was active till he died; and he was exceedingly useful to all branches of work with which he came in contact on account of his great knowledge, his reliable friendship and kindness to all who sought his advice, and the great zeal with which he tried to let all who desired it benefit from his useful knowledge by publications, lectures, letters, exhibitions etc. Everyone applied to Rostrup for advice; his huge collection of

letters now kept in the Vet. and Agricult. College witness how people of all classes came to consult him, not only in questions concerning fungi, but also concerning all forms of botany, the culture of plants, prevention of weeds and the legislation against parasitic fungi etc.

Already while a teacher of science at the Training School of Skaarrup (1858—1883) ROSTRUP occupied himself with all branches of mycology, no group of fungi was unknown to him, indeed the substratum — be it living plants or animals, dead or foul remnants, earth or water — will scarcely be found where he has not sought and found fungi. He always made a note of what he found including it in his herbarium so that his discoveries might be of use when an account of all the fungi of Denmark should once be written. The exploration of Denmark was of particular importance to him, and he most frequently spent his summervacations in different, remote parts of the country ardently collecting fungi; he several times stayed at Hornbæk and Tisvilde in the north of Seeland, once in the Isle of Fænø in Lillebælt, at Sæby in Jutland, in his native farm Stensgaard in Lolland, in the Isles of Bornholm and Langeland. On these summer-excursions ROSTRUP was always accompanied by his family: MRS. ROSTRUP, their daughter ASTA and sometimes also their son OVE; they too contributed to the great treasures of fungi which were brought back for the herbarium. ROSTRUP also frequently took part in the excursions of the Botanical Society, and it is evident from the reports of these that many fungi were always found when he was present. As a teacher of the students in forestry at the Vet. & Agricult. College each year he was one of the leaders of one or more excursions to the forests. Rostrup also liked to make little trips, most frequently to the beautiful parts of the north of Seeland, together with a few friends interested in botany; his son, OVE ROSTRUP, F. KØLPIN-RAVN, S. RÜTZOW, C. RAUNKIÆR, E. WARMING and a great many others have joined in those little, private excursions.

Among the more remote parts of Denmark ROSTRUP once visited THE FÆRØES he has also — though seldom — been abroad: he once went to the DITMARSHES, paid three visits to NORWAY (Hamar 87, Dovre 91, Valdres 1900) and two to SWEDEN (Sundsvall 82 and Båstad 02). These journeys often resulted in accounts of the fungi found during the same (The Færøes R 70 a, Norway 91 l, Sweden 83 b), but ROSTRUP also spent much time and much strength in revising and describing the fungi collected by others particularly in the Far North (ELLESMERE LAND 06 bb, GREENLAND 88 b, 92 a, 94 d, 04 g, ICELAND 85 b, 87 i, 03 b, SPITZBERGEN, Wulff 02, THE FÆROES R 96 r, 01 n and NORWAY 86 m, 04 f, 05 a, 06 c) occasionally also fungi of quite exotic

countries f. inst. CENTRAL ASIA (07) and SIAM (02 d); these works are, however, outside the limits of the present work.


As a phytopatologist ROSTRUP occupied himself not alone with the useful plants of agriculture but in an equal degree with those pertaining forestry and horticulture. The noxious animals were by no means unknown to him, he took a great interest in entomology and zoocecidia, but he never published anything on these subjects, those parts of pathology he left completely to his friend and colleague I. E. V. BOAS Ph. D. and his daughter-in-law Mrs. SOFIE ROSTRUP M. S. ROSTRUP limited himself to the parasitic fungi, and in his great and fine work, THE PATHOLOGY OF PLANTS, published in 1902, he has given a splendid account of the influence of the Danish (and some foreign) parasitic fungi on cultivated plants. The parasitic fungi of wild plants was of equally great interest to ROSTRUP (see the numerous reports of his excursions in the "Botanisk Tidsskrift" and his mycological reports).

He also took a great interest in *Merulius lacrymans* and other fungi on timber (see R 76 a & 98 a). On the whole ROSTRUP was consulted every time the use or injury of fungi to man was discussed; when useful domestic animals had fallen ill by eating food infected by fungi, as also when parasitic fungi were to be used for the controlling of insect pests in hothouses or of caterpillars in the fields etc.

ROSTRUP has also dealt with the taxonomy of the fungi f. inst. by the preparation of the relevant part of WARMINGS Systematical Botany. The biology of the fungi, the knowledge of their development, their relation to their host-plants and — as far as concern the rusts — their heteroecism is so closely connected with the phytopathology that ROSTRUP was always much occupied with it; among his works on the biology of fungi I must mention in particular those which, in the list of literature at the end of the book, are called R 66, 74 a, 85 a, 96 b & 96 o.

Nobody was so familiar with the history of the research of fungi as E. ROSTRUP; in BRICKA'S Biographic Dictionary he has written detailed biographies of all the late Danish mycologists, and the greater part of the information which I have collected below originates from him. In the "Botanisk Tidsskrift", and other periodicals are numerous obituaries of late mycologists written by ROSTRUP. ROSTRUP'S studies in SCHUMACHER'S herbarium is of particularly great value (R 85 g, see also R 93 b, 98 q). It was a matter of course that he interested himself in the history of that branch of science in which he was so totally absorbed. He has also collected all the legends and noted down all the superstition referring to cryptogames (R 1875). Up to the very last days of his life he continued to collect curious notices from newspapers on the fungi which he kept in his scrapbook.

The fungi which have been living in Denmark in earlier geological periods and which are now found in fragments of plants in moors



E. ROSTRUP c. 1885.

etc. were always brought to ROSTRUP for determination (see f. inst. Hartz 09, R 98 q).

It was a great help to ROSTRUP in his study of the fungi that he had such a thorough knowledge of all the phanerogames in this country; he knew the normal exterior of all the plants and was at once able to see if they were ill or ailing in any way he was even able to determine tiny fragments of living or dead plants, and only very seldom was he caught in the trap in which phytopathologists are often caught: to be mistaken in a parasitic fungus because of being mistaken in the substratum. He knew every single species of the wild plants of Denmark, of which the ten editions of his "Vejledning i den dan-

ske Flora" (Guide of the Danish Flora) bears witness. ROSTRUP possessed such a knowledge of horticulture that he was able to publish new and revised editions of F. I. C. JENSEN's popular book on horticulture after the death of the original author. From 1894—1903 he was the president of the Royal Danish Horticultural Society and 1900—1903 president of the Cooperating Horticultural Societies and honorable member of the Gardener's Association as also of the Royal Danish Horticultural Society.

Moreover ROSTRUP had the same thorough knowledge of cultivated plants of agriculture as of horticulture; born and bred on a farm and spending the greater part of his life in the country, a man of his genius for botany could not help becoming very familiar with all the cultivated agricultural plants, both the chief species and the varieties. In 1865 he published an account of the principal field-grasses and in 1877 in connection with JOHAN LANGE an account of Danish species of forage. But he did not content himself with the study of the plants, he displayed great energy in procuring better, more prolific and more yielding cultivated plants for the farmers. He was one of the most active members of the Association for the Improvement of Cultivated Plants, he held the offices of secretary and editor of the Association, and he was a great help to MØLLER-HOLST in the starting of "DANSK FRØKONTROL" (The Danish Seed-inspecting Office) which was originally a private enterprise, but later on was taken over by the State. Also by working for the extermination of weeds he tried to give the farmer greater profit from his fields and his labour, and by this work ROSTRUP entered into close connection with all the leading farmers.

ROSTRUP had just as thorough and extensive a knowledge of the forest-trees; he had an eye open to the different resisting power of the different species against diseases; he often drew the attention of the foresters to the fact that seeds of different origin produce plants not equally susceptible to diseases.

ROSTRUP was altogether quite up to date with his own time as far as concerns the branches of science with which he dealt. He knew his own limitation, and we never see him venturing into territories with which he was not completely familiar; he has to a higher degree than is generally the case been useful to this country by making his scientific experiences accessible to the practical man. His great and rich activity was appreciated by his contemporaries, he greatly influenced all the institutions and branches of industry with which he was connected; his directions for cultivation were always regarded because his knowledge and experience were to be trusted. The lectureship which was established for him at the Vet. & Agricult. College was, in 1902, made professorship, July 28. 1894 he was made Dr. Ph. hon.

causa of the University of Copenhagen, and he was decorated with Danish, Norwegian and Swedish orders. All these well-deserved distinctions were the outer signs of the great respect he had gained in all circles; ROSTRUP himself was a most modest man who sought in no way to obtain such distinctions, but there is no reason for disbelieving that he was not pleased to receive such official proofs that both Science and Governments appreciated the great and unselfish work which ROSTRUP performed for his own country and for the neighbouring realms. Still I believe that he was much more pleased with the tribute of the practitioners expressed by the everincreasing number of inquiries which were submitted to him as Chief Consulting Pathologist and the everincreasing number of fungi from Denmark and from foreign countries which were submitted to his determination.

In his herbarium of Danish fungi all the mycological interests of ROSTRUP were concentrated; there he collected all the parasitic fungi he found on his summerexcursions and botanical trips; even from excursions with his pupils from The Vet. & Agricult. College or from a lecture trip to a provincial town or from an exhibition something was always brought back for his herbarium. The numerous inquiries from practitioners all over the country supplied some material to the herbarium. "My patients are sent to me by letters," ROSTRUP once said to a doctor, "that is not the case with yours." And Rostrup's many friends all over the country sent him all that they could find, seeking information concerning them and so pleasing the man himself, for it was a particular characteristic of the late mycologist that he always granted everybody all the help he could afford, making it appear as if it was a great pleasure to himself — which was also very often the case. It caused him sincere joy every time he was able to include in his herbarium a rare fungus which might not have been found before in this country — whether it be he had found it himself or whether it had been sent to him by another person.

It is difficult to tell how many specimens are found in the herbarium of Rostrup, but I think about 30,000, most of them collected by himself. Of the common species only a few specimens are found; it was only the fungi that seemed to be of particular interest which were included in the herbarium. The fungi which were too big to be kept in this manner (Polyporus etc.) or which must be kept in alcoholspirit (Isaria, Entomophthora) are to be found in the phytopathological collection of the Vet. & Agricult. College. ROSTRUP's marked sense of order is also seen by his having not less than two written lists of the fungi in the herbarium.

All the fungi which ROSTRUP found in foreign countries or procured

by exchange are found in another herbarium completely separated from the Danish herbarium.

ROSTRUP very soon came to occupy the position of leader of the mycological investigations of Denmark, a position formerly held by KYLLING and the various editors of FLORA DANICA as far as concerns all the Danish plants. All finders of fungi sent information of them and specimens for his herbarium to Rostrup. Below I have stated the names of most of those who sent fungi for the Danish collection.

In this manner ROSTRUP's herbarium was an unwritten list of all fungi found in Denmark within the groups of fungi in which he was interested. AGARICACEAE which are difficult to keep in dry condition practically form a group of fungi which most frequently has its own lovers; the mycologists occupying themselves with Agaricaceae are generally not interested in other fungi and vice versa. SACCHAROMYCETES, MUCORACEAE and the submerged PHYCOMYCETES are groups which, from a systematical point of view, belong to the fungi but are subjects for practically special studies which are seldom combined with the study of other fungi, while many scientists do not recognize MYXOMYCETES, LICHENS and SCHIZOMYCETES among the real fungi. Therefore these groups are quite or partly omitted in this account of ROSTRUP's fungi; fortunately they have been discussed separately by others the AGARICACEAE by SEVERIN PETERSEN (1907), the submerged PHYCOMYCETES by HENNING PETERSEN (1905 & 1909), the MYXOMYCETES by C. RAUNKIÆR (1888), the LICHENS by ROSTRUP and DEICHMANN BRANTH (1869) and the SACCHAROMYCETES by E. C. HANSEN and several others. The result of ROSTRUP's indefatigable efforts through fifty years to collect and revise material of the knowledge of the localities of the Danish fungi is that DENMARK is, at present, one of the best investigated countries of the world. As the number of Phanerogams in this country is poor (c. 1400 species) compared to that of other countries (f. inst. mountainous countries as Switzerland) it was not to be expected that any large number of fungi should be found in Denmark. The small extent of the country (about 39,000 \square km.) will of course facilitate the investigation very much; the principal thing is, however, that the country possesses men who with energy and skill will work for its investigation. Through the work of ROSTRUP and his assistants the presence of so great a number of fungi has been proved in this country that only a few parts of GERMANY (BRANDENBURG, SILESIA, BAVARIA), SWITZERLAND, TYROL and the north of ITALY may claim to have hardly as thorough an investigation.

After the death of ROSTRUP on January 16. 1907 a fine monument was erected in his honour in the garden of the Vet. & Agricult. College. His biography is to be found in many places, especially to be

noted are the articles in *Botanisk Tidsskrift* vol. 28, p. 185—198 by KOLDERUP ROSENVINGE Ph. D. and *Ber. d. Deutschen Botanischen Gesellschaft* vol. XXVI a (47—55) by F. KØLPIN RAVN Ph. D. A more copious biography is being prepared.

In order to give a better idea of the significance of ROSTRUP to the development of the mycology and the phytopathology of DENMARK I shall give a short account of the history of these branches of science in this country before the time of ROSTRUP.

DANISH MYCOLOGISTS PREVIOUS TO ROSTRUP.

In the middle of the 17. century the study of the different branches of natural science made great progress at the University of Copenhagen under such men as THOMAS FINCKE, OLE WORM, OLAV BORCH, OTTO SPERLING, NIC. STENO, THOMAS BARTHOLIN etc. In this period, medical science was developing and pharmacy, anatomy and surgery were beginning to assume more independent forms. Danish scholars were in active communication with those of foreign countries, they were studying at the universities of LEYDEN, PARIS, PADUA etc., and foreign scholars came to DENMARK either to settle, or to pay a visit to the country. The close relation of botany to medicine and pharmacy caused its introduction into the University; the first botanical garden or »hortus medicus« had already been started about 1600, but neither by that time nor during the succeeding 150 years was botany an independent subject at the University; it depended on the medical professor alone how much time might be spent in this study.

The first professor of the University who occupied himself with the botanical investigation of DENMARK was SIMON PAULLI. He held the office of professor of medicine from 1639 till he died in 1680. PAULLI was born in ROSTOCK on April 6. 1603, but he came to Denmark while a boy and always considered Denmark his native country. He was especially interested in botany, and at least once a week he went outside the walls of the town "herbatim" with the pharmaceutical and medical students. His principal work "Flora Danica" or "Dansk Urtebog" is a very considerable work in quarto. All plants known in Denmark at that time both wild and cultivated, are considered especially in regard to their medical use, which is to be expected from a herbal for medical students. The only fungus mentioned in it is *AURICULARIA JUDAE* which is recorded to be common on old *Sambucus nigra*; it enjoyed a certain reputation as a remedy against inflammation of the eyes.

Many more fungi are, however, found in KYLLING's books which were published about 40 years later. PEDER KYLLING was not professor at the University. However, shortly after the death of SIMON PAULLI, the title of ROYAL BOTANIST was bestowed upon him (September 19. 1682), and he obtained a salary of 300 Rdl. with the understanding that he was to investigate all parts of DENMARK and record all the wild plants. He also had to botanize with pharmaceutical and medical students, indeed even the king's sons accompanied KYLLING when he made excursions into the country with the students. He travelled all over DENMARK and NORWAY and had a great many assistants all over the country. Several of these have also made their names known f. inst. HENRIK GERNER, at that time rector of Birkerød later on bishop of Viborg, PEDER SYV, the collector of proverbs, CHRISTOFFER HERFURT, apothecary in Copenhagen etc.; all were diligent in sending him what they found both Phanerogames and Cryptogames. In KYLLING's first book, the little duodec "CATALOGUS PLANTARUM GYLDENLUNDENSIVM", published in Copenhagen 1684, are mentioned only the names of the plants he found on his excursions to GYLDENLUND, now CHARLOTTENLUND, a little wood about 10 km from the City. In this book he mentions two fungi of which one is recorded as a "Svamp, som brugis udi Fyertøy" (fungis used for tinder boxes) consequently the same as Polyporus fomentarius, and the other as "Ulfve-Fiis" which was a common name for all the larger species of Lycoperdon. On March 30. 1688 his principal work "VIRIDARIUM DANICUM" was published, and considering the time an excellent work with descriptions of the plants then known, among those 32 fungi. Some of them are easily recognizable. "Fungus cerasorum" which he found on old Prunus avium in the garden at "Valkendorfs Boder" (where he lived) is Polyporus igniarius, "Fungus ribis" which he found in the same place on old Ribes rubrum is Polyporus ribis; "Fungus unguis equini figura" on old Fagus must be Polyporus fomentarius, "Fungus viscosus" on wood and trunks may possibly be Bulgaria inquinans; the name of "queer fungus" may be applied to many fungi, but the description "foetido, penis imaginem referens" leaves no doubt. Among others HENRIK GERNER sent him "Fungilli caliciformes seminiferi" which may be Cyathus olla, and "Fungus calicaris major", a large, gray cup like fungus which may scarcely be anything but the sterile base of Calvatia caelata; but it is to be doubted whether the fungus called "Sheep's teeth, Fungus ramosus minimus instar dentium ovium variegatis ex albo et niger", in master Henrik's garden in Birkerød is Xylaria hypoxylon. More of the stated species I have been unable to classify and I also think it must be doubted whether they are fungi f. inst. "Fungus nido hirudinum innascens". At any rate PEDER KYLLING need

not be deprived of the honour of being the first to start a systematic research of the Danish fungi and their distribution. Unfortunately the work was interrupted by the death of KYLLING 1696 and for many years to come nobody interested themselves in botany or mycology.

It was not until three quarters of a century later, when, in the middle of the eighteenth century, LINNÉ had revived the botanical study, and men like MICHEL, GLEDITSCH, STERBECK and HALLER had commenced to describe the species of fungi that the study of fungi was resumed in DENMARK. The opticians had learned how to make better magnifying glasses, and the zoologists had made great progress in their science; consequently the different subjects of study were more definitely separated than formerly. Contemporary with BATSCH, HOFFMANN, SCHAEFFER, SCHRADER, ALBERTINI AND SCHWEINITZ, BOL-



TH. HOLMSKJOLD.

Reproduction of a part of the said painting by Jens Juel.

TON, JACQUIN, BULLIARD AND PERSOON are five Danish naturalists each of whom separately performed a significant work for the improvement of the knowledge of fungi; they are: HOLMSKJOLD, OEDER, O. F. MÜLLER, M. VAHL and SCHUMACHER.

THEODOR HOLMSKJOLD was originally a student of medicine, but having, taken a long journey in foreign countries in company with FRIIS ROTTBØLL, the botanist, he was appointed professor of zoology and botany at the College of Sorø (1762–65). Later on he abandoned this professorship for other professions. His original name was TH. HOLM, when, however, in 1781, he was knighted he assumed the name of HOLMSKJOLD. ROSTRUP has described his life in Bricka's Biographical Dictionary. His principal study was pure mycology and both while living at Sorø and during the two succeeding years which he passed in Aarhus much time was spent in observing the fungi in the forests especially Agaricaceae, Clavariaceae and Discomycetes. He did not care to find many different species, but he examined each separate one the more thoroughly, made the skilful artist NEANDER paint them in natural size and himself wrote a very long description of their shape, structure, varieties and mode of growing with numerous references to former authors.

The morphology of the fungi occupied much of his attention. In the first plate of "Beata ruris" 36 small figures are found, all numbered but without any text. It seems as if they were intended to represent the "seeds" and "roots" of the Clavariaceae. Not until 20

years after HOLMSKJOLD had collected the fungi and NEANDER had painted them was the first volume of HOLMSKJOLD'S principal work published (1790); the second volume was not published until after the death of HOLMSKJOLD (1799); the king defrayed the expenses of the publication. It was a splendid edition in folio, the figures were reproduced as engravings and the most favoured persons even received handpainted copies. Only one species of fungi is reproduced on each plate, while the text is printed in Latin and in Danish. "BEATA RURIS" as it is generally called, deserved the sensation its appearance made both on account of its elaborate make-up and of its valuable observations; RETZIUS calls it "the most brilliant work which had appeared up to that time", and PERSOON writes: "Praecipue hoc quoque valet de iconibus, quae ratione artis, nec non pulchritudinis omnibus mihi notis vegetabilium deliniationibus palmam facile praeripiunt." The Latin text of the first part was printed in "Usteri's Annaler" 1795, and PERSOON published it under the name of "Coryphaei Clavarias Ramariasque complectentes cum brevi structurae interioris expositione", to which he added his: "Commentatio de fungis clavaeformibus, sistens specierum hucusque notarum descriptiones cum differentiis specificis". Leipzig 1797. PERSOON'S "Commentatio" was, however, also published separately. EL. DURAND wrote about HOLMSKJOLD'S publications in The JOURNAL OF MYCOLOGY, July 1907. As a curiosity it may be mentioned that "BEATA RURIS" is not yet out of print, a few plates are missing, but otherwise the material of the whole work still rests with the publisher. Most of HOLMSKJOLD'S figures are easily recognizable; SEVERIN PETERSEN has quoted all Agaricaceae (1907), and I have in the present work classified all the other species. HOLMSKJOLD is the author of *Clavaria fistulosa*, *contorta* and *cristata*, *Cordyceps capitata*, *Helvella pulla* and *Cyphella capula*. He was the first to observe that *Cordyceps militaris* was a fungus growing on dead insects in the earth, for then it was generally believed that it was the dead insect itself that was transformed into a fungus (see R 93 b).

HOLMSKJOLD died in 1793; a splendid painting of himself his wife and his daughter done by the famous Danish painter JENS JUEL is in the possession of Mr. I. VLEUGEL customhouse officer at LULEÅ; I have caused a reproduction of the same to be published in the series of portraits of Danish botanists which is being published by the Danish Gardener's Association. (A portrait of ROSTRUP is also found in the same series).

GEORG CHRISTIAN EDLER VON OEDER was born at Anspach 1728; he was a disciple of Haller. In 1752 he was called to Denmark by BERNSTORFF, the statesman. Two years later he was appointed professor of botany at the University of Copenhagen, an office he held until 1770,

THIS PAGE IS LOCKED TO FREE MEMBERS
Purchase full membership to immediately unlock this page



Never be without a book!

Forgotten Books Full Membership gives universal access to 797,885 books from our apps and website, across all your devices: tablet, phone, e-reader, laptop and desktop computer

A library in your pocket for \$8.99/month

Continue

*Fair usage policy applies

et alphabetico, Hafnia 1827, Hornemann 37 b and R 85 g). EL. FRIES has contributed much to the explanation of the figures of the »FLORA DANICA« by quoting them in S. M., the same is the case with SEVERIN PETERSEN (1907) and RAUNKIÆR (88); I have, in most cases, followed the explanation of ROSTRUP. In only a few cases have I considered it just to make some alterations.

OEDER is the author of *Chlorosplenium aeruginosum* and of *Helvella atra* both brought to him by KOENIG from Iceland. OEDER has greatly promoted Danish mycology not only by giving the impetus to the publication of the "FLORA DANICA" but also by working enthusiastically on the emancipation of the Danish peasants from villenage, this being a necessary condition of the revival of interest in plant culture and plant diseases among the farmers.

The well-known zoologist and botanist, OTTO FREDERIK MÜLLER, succeeded OEDER as editor of the "FLORA DANICA". He was born in Copenhagen 1730. At first he studied theology, but later on, especially after his appointment as tutor to count Schulin of Frederiksdal, he became a very enthusiastic naturalist who made many discoveries of microscopic animals and plants. He wrote several dissertations on them, while traveling abroad, and his papers were so scattered in different foreign periodicals that I have been unable to make myself acquainted with many of them. He did not content himself merely with the portrayal and description of



O. F. MÜLLER.

From an engraving in his
"Kleine Schriften".

the discovered fungi, but was also deeply interested in their biology. He describes (1775) how he has been watching *Cordyceps militaris* for hours in order to observe how change of wind and moisture made the fungus expel spontaneous clouds of spores. The same "dusting out", he has also studied with other Ascomycetes f. inst. *Bulgaria inquinans*, *Helvella* spp., *Spathularia* etc. He writes about *Carpobolus* that he has seen the fungus fling out all its contents so that it described a parabola through the air; if this shell meets some obstacle a crack like that of an *Elater* is heard. In another place he describes the colourless, ovate spores of the Agaricaceae and the spores of the Geoglossaceae, which under the microscope are like "black, stiff sticks". *Pilobolus crystallinus* has led him to write two dissertations (1768 & 82, see also Hansen 1878). He was a friend of "KONFERENZRAAD HOLM" (Holmskjold). They kept each other informed concerning the observations they made of the fungi. MÜLLER was a diligent man who has made not a few con-

tributions to the knowledge of the Danish fungi. Already in one of his first works he records 66 species of fungi which he has found near Frederiksdal and almost all of which may be referred to their proper species. He used a whole book for the description of *Boletus edulis* (1763) and he furnished it with good pictures. Of the new species of fungi recorded by MÜLLER may be mentioned: *Roestelia penicillata*, *Clavaria inaequalis* & *rufa*, *Lasiobolus equinus*, *Aleuria aurantia* and *Verpa conica*.



M. VAHL.
From an engraving.

MARTIN VAHL was born in Bergen on October 10, 1749. He studied botany with LINNÉ from 1769 to 1775, and was one of the pupils dearest to his master. Then he travelled much abroad, from the north of Norway to Tunis and on his return he was appointed lecturer and later on professor of botany at the University of Copenhagen. He was, no doubt, the most clever and diligent botanist in this country during that time, but unfortunately he died early (Decbr. 24., 1804), and his great work on the Danish and Norwegian fungi ("*Fungi per regnum Daniae et Norvegiae crescentes*") has never been published but the M. S. is in the library of the Botanical garden of Copenhagen. He suc-

ceeded, however, in publishing six volumes of the "*FLORA DANICA*", containing many good figures of fungi. He is f. inst. the author of *Helotium virgultorum* and *phiala* as well as of *Armillaria mellea*; he also had a stimulating influence on his contemporaries awakening their interest in botany. Both HORNEMANN and SCHUMACHER must be considered his pupils, the latter continued to receive much help from VAHL who, in the preface of his "*Enumeratio*", is called "*Professor magni nominis VAHL, vir nominis immortalis botanicorum, illustrissimus.*"

HEINRICH CHRISTIAN SCHUMACHER (born 1757 at Glückstadt, died 1830 in Copenhagen) was a Copenhagen physician and had a large practice. He was also professor at the University and a man of high standing who held many public offices, so it is all the more praiseworthy that he, in his idle hours, has been able to collect and prepare so large a material of Phanerogams and Cryptogams as he did.

In his work, generally called "*ENUMERATIO*", he records 2189 plants among those 925 species of fungi. In the preface he writes that he has, during 22 years, roved through the country adjacent to Copenhagen within about a 12 mile radius often accompanied by VAHL, who is called "*amicus svavissimus*". Of course many of those species of

fungi of SCHUMACHER'S were new to science at that time, and his "Enumeratio" is of great importance to mycology in general, as also to the knowledge of the distribution of Danish fungi in particular. No other work gives, at the same time, so much information in this respect



C. F. SCHUMACHER.
From an engraving.

until, 100 years later, ROSTRUP published the second volume of his "Vejledning i den danske Flora" (R 04 a). ROSTRUP is justified in maintaining that the "ENUMERATIO" is an original of high repute, and a critical revisal of SCHUMACHER'S work would solve many problems. Several of the descriptions of SCHUMACHER'S are up to this day repeated unaltered in manuals etc. without its being quite known whether they are autonomous species which have never been found again, or unrecognizable descriptions of species which are well known from other places. No doubt some of both are to be found; it has also happened that younger authors have wrongly identified fungi which they have found themselves and furnished with new and complete descriptions with the species of SCHUMACHER, f. inst. the fungus now called *Amphisphaeria papillata* (Schum.) de Not. has nothing to do with SCHUMACHER'S *Sphaeria papillata*. ROSTRUP has occupied himself very much with the revisal of SCHUMACHER'S "Reliquiae" (R 85 g & 92 g 69), he has compared SCHUMACHER'S text in the "ENUMERATIO" 1) with the fungi of the herbarium left by SCHUMACHER which is still found in a comparatively good condition in the Botanical Museum, 2) with the hand-drawn and painted pictorial work "FLORA HAFNIENSIS FUNGI DELINIATI", which is also found in the Museum in three volumes in folio, and 3) with the figures of fungi of the "FLORA DANICA" which we know originate from SCHUMACHER, 414 in all. The said pictures of SCHUMACHER'S have been submitted to the examination of EL. Fries, but that is not the case with SCHUMACHER'S herbarium; he has included almost all SCHUMACHER'S species in S. M. It often gives a useful hint to see what the clever mycologist thinks about SCHUMACHER'S species, I have looked through SCHUMACHER'S herbarium, and tried to gather material for the right understanding of all the fungi recorded by SCHUMACHER from all accessible sources, but it does not lie within the plan of this work to accomplish it consistently for all species. This would better be done in connection with a revisal of the said work of VAHL, which is, no doubt, of great value and till now quite untouched.

until, 100 years later, ROSTRUP published the second volume of his "Vejledning i den danske Flora" (R 04 a). ROSTRUP is justified in maintaining that the "ENUMERATIO" is an original of high repute, and a critical revisal of SCHUMACHER'S work would solve many problems. Several of the descriptions of SCHUMACHER'S are up to this day repeated unaltered in manuals etc. without its being quite known whether they are autonomous species which have never been found again, or unrecognizable descriptions of species which are well known from other places. No doubt some of both are to be found; it has also happened that younger authors have wrongly identified fungi which they

After the publication of his "Enumeratio", SCHUMACHER proceeded to other studies, especially that of shells. However, in the great work on medical plants which he published in connection with Professor HERHOLDT he did not forget the fungi, but he mentions their medical use and their distribution. Among the various species of fungi named after SCHUMACHER is also — strange to say — *Lachnellula Schumanni* Rehm (III ⁸⁶³); it appears from the text that REHM has wanted to name it after the author of the similar *Peziza calycina* Schum.

After the death of VAHL, the publication of the "FLORA DANICA" was intrusted to his pupil JENS WILKEN HORNEMANN (born at Marstal March 6., 1770). In 1808 he was made extraordinary and in 1817 ordinary professor of botany at the University of Copenhagen, an office which he held with great honour till he died in 1841. In many respects HORNEMANN was a skilful botanist, but he wanted interest in the fungi, and for this reason the long period in which he ruled botany uncontrolled was a dull time for mycology in Denmark. The number of figures of fungi published by him in the "FLORA DANICA" have almost all been borrowed from the posthumous sketches of VAHL or SCHUMACHER. It appears from the text that EL. FRIES has assisted him with their nomenclature. If HORNEMANN had had a little more interest in the fungi than was then the case, he might have been more attentive to the events during the so-called "barberry-war" which was raging like a second "Thirty Years' War" in this country during the greater part of his professorial reign. If he had followed SCHØLER's remarkable experiments of infection of *Aecidium berberidis* with the understanding they deserved, he might easily have repeated them under other and safer conditions, thus making the discovery concerning the heteroecism of this species of rust which was made by DE BARY in 1866.

A whole series of Danish botanists partly contemporaries of HORNEMANN, partly his successors occupied themselves not at all with mycology, and will not be mentioned here. From SCHUMACHER to ROSTRUP there is only one famous Danish mycologist, viz. ØRSTED. This is all the more strange as, during the same period, the interest in mycology of our neighbouring country SWEDEN under the direction of EL. FRIES was very great.

ANDERS SANDØE ØRSTED was born at Rudkjøbing on June 21. 1816. His uncles on his father's side were the famous statesman A. S. ØRSTED and the well-known physicist and natural philosopher H. C. ØRSTED. In 1854 he was made Ph. D.; on April 21. 1858, lecturer of botany, 1860 professor. He died Septbr. 3. 1872. He made a journey in Central America where, like LIEBMANN, he found a number of new fungi, which were sent to FRIES and described by him (*Novae symbolae*

mycologicae, sistens fungos in peregrinis terris a botanicis Danicis nuper collectos. Upsala 1851). About 1860, when he had been appointed professor of botany, he occupied himself very much with the parasitic fungi, mostly with such of these as are found on the corn or on other cultivated plants. When "Selecta fungorum carpologia" by TULASNE BROTHERS, had been published in Paris in 1861, ØRSTED tried to follow in their footsteps by endeavouring to find the genetic relation between the ascospore stage of the Pyrenomycetes and



A. S. ØRSTED.
From a photo.

their conidial stage among the so-called fungi imperfecti. He particularly studied a series of fungi on fallen cones of Coniferae and hereby made the important discovery that *Phelotinitis strobilina*, which had hitherto been considered as belonging to Myxomycetes, was a Caeoma, and accordingly must be referred to Uredinales (Ørsted 63 a & b). His observations of the fungus which he called *Pleosporopsis strobilorum*, which, according to the description and figure must be considered *Rosellinia obliquata* (Fries) Wt. and which he considered as genetically related to four different "fungi imperfecti", has never been re-examined by others, and the proofs stated by him are not convincing. Much more for-

fortunate was ØRSTED when, in 1865 he commenced making cultural experiments, with the species of *Gymnosporangium* on branches of *Juniperus*, infecting leaves of *Pirus*, *Sorbus* and *Crataegus* and thus finding the heteroecism of *Gymnosporangium sabinae*, *juniperi* and *clavariiforme* at the same time and independently of DE BARY'S discovery of the heteroecism of *Puccinia graminis*, *dispersa* and *coronata*. More of ØRSTED'S books treat chiefly the diseases of cultivated plants and their control (Ørsted 62, 63 c, 63 d, 65 c, 66 b); we must therefore consider him the closest predecessor of ROSTRUP, both as a mycologist, and as a phytopathologist. (Concerning Ørsted see R Brown: Biographical sketch of the late Professor Ørsted. Transact. of the Bot. Soc. of Edinburgh vol. XI 1872).

Concerning the Danish mycologists before ROSTRUP further biographical information may be obtained from WORM: Lexicon over lærde Mænd, N. M. PEDERSEN: Bidrag til den danske Litteraturs Historie, NYERUP & KRAFT: Forfatterlexicon, ERSLEV: do., EUG. WARMING: Den danske botaniske Litteratur, Bot. Tids. vol. XII and BAY: Tillæg til samme vol. XVII, BRICKA: Biografisk Lexicon etc.

PHYTOPATHOLOGY IN DENMARK BEFORE ROSTRUP.

It is necessary to premise that by phytopathology in this connection I shall restrict this word to comprise the attack of the fungi on plants, this being the part of phytopathology with which ROSTRUP chiefly dealt; on account of circumstances he had not the opportunity of dealing so much with the noxious animals etc.

From the very outset phytopathology — as is still the case — was, to a much greater extent than mycology connected with the interest of practical life, though each has several common relations with the other; at first phytopathology related to agriculture, and the first Danish book on phytopathology was written by FABRICIUS who, from 1770 to 1775, was Professor *oeconomiae* of the University of Copenhagen i. e. he had to lecture on political and agricultural economy etc.

JOHAN CHRISTIAN FABRICIUS was born at Tønder in 1745 and died in Kiel on March 3. 1808. In fact he was neither an economist nor a pathologist but chiefly an entomologist. His works to this effect were fundamental to that science (“*Systema entomologiae*” Kbh.

1775 and several others) but in spite of this we cannot but admire his “*Forsøg til en Plantepatologi*” (Essay of a Phytopathology) as a work marvellous in that age; from its whole scheme and all its details it is to be seen that FABRICIUS was an ingenious observer of nature, in possession of great observing power and correct understanding of his observations. He had studied with LINNÉ at Upsala from 1762 to 1764 at the same time as his friend JOHAN ZOËGA; afterwards he had travelled for five years almost all over Europe, visiting London, Paris etc. and in this manner acquiring all the knowledge of his age on the subjects in which he was chiefly interested.

Although a pupil of LINNÉ he protests against the thesis set forth by his master (in *Mundus invisibilis*) that smutted corn when macerated in water was transformed into small worms. He has the right understanding of the parasitic fungi being independent plants, and he will not assent to the opinion of GLEDITSCH, that the disease of the crop in the fields should be due to unripe grains and the like; he sets forth such sensible objections as that it is his experience that grains from a clean field will give a clean crop even if there be unripe grains among them and that *Secale* will never be smutted. Nor will



J. C. FABRICIUS.
From an engraving.

he admit that mildew on *Humulus* is caused by night-frost or fog; "For, if so," says he, "why should not all the plants next to the hop be affected by mildew at the same time?" The chapters of his book treating of the damaging effect of frost, cancer, noxious insects, wounds and their treatment are excellent, and it is only to be regretted that his work should so quickly have been forgotten. I never saw it quoted by any of his successors, and the superstition advocated by GLEDITSCH and others, and fought by FABRICIUS, soon again predominated and continued to rule almost up to the time of ROSTRUP. The well-intended attempts of FABRICIUS to instruct the farmers of the true causes of the diseases of the plants were premature, the number of freeholders was too small at that time, all fields belonging to a village were cooperatively cultivated, there was too little interest in increasing the yield, and it was not until the complete change of the social state at the end of the 18. century that phytopathology commenced to be of importance to the farmers.

For this reason the same OEDER, who has been of so great significance to mycological investigation in Denmark by giving the impulse to the publication of the "FLORA DANICA" also — if not quite so direct — became of significance to the phytopathology of this country by his skilful agitation for the emancipation of the peasants.

For as, in 1788, BERNSTORFF, SCHIMMELMANN and other patriots had succeeded in carrying out the plan for which OEDER had worked so ardently, to emancipate the peasants from villenage and abolish the joint cultivation of the fields, an interest was aroused among the farmers to increase the yield of the fields, and it was a matter of course that this should induce several farmers to deal with the diseases which decreased the yield of the cornfields.

In the agricultural periodicals of that time: "Nye landøkonomiske Tidender", "Kgl. Landhusholdnings Selskabs Skrifter" and "Olufsens oekonomiske Annaler" we therefore find many articles by clergymen (who were at that time also always farmers), schoolmasters and common farmers on smutted corn and other conspicuous diseases. Then there was much superstition as to the causes of the diseases of the plants, and there was no understanding whatever of the significance of parasitic fungi to the diseases of the plants. For instance we find that ESAIAS FLEISCHER in his "Agerdyrkningskatekismus" (Agricultural Catechism) writes: "The cause of smut is certainly no other than unripe grains," and that GREGERS OTTO BEGRUP (born 1769, died 1841; at the beginning of the 19. century professor of agricultural economy and one of the most experienced men in agriculture) mentions the different liquids for the steeping of grain (1800³⁰⁶) recommending farmers to use them as "they are useful to the grain especially to the wheat", but the work

THIS PAGE IS LOCKED TO FREE MEMBERS

Purchase full membership to immediately unlock this page

Know Your Bible

Forgotten Books' Full Membership provides unlimited access to more than 28,000 volumes of Christian literature for \$8.99/month

HOLY BIBLE

Continue

*Fair use policy applies

very actual on account of the before-mentioned abolition of the joint cultivation of the fields. He also mentions barberry, stating (1804), like BEGTRUP, that in England it has been proved that a strange antipathy between barberry and the cereals exists. This observation was noticed by Dean HEIBERG, and in a succeeding number of the "Oeconomiske Annaler" (1805) he recounts how his fields at Kirkesaaby near Holbæk, in 1795, were divided into lots surrounded by earthen walls on which various fencing plants were planted; the fields, however, next to a wall with 300 barberry bushes had been spoiled every year, while the cereals of the fields surrounded by the other fences had been a success.

With this the famous "Barberry War" began which lasted for 30 years, setting in motion several pens in the newspapers and the agricultural economical magazines; the following men may for instance be mentioned: the clergymen SKOVBOE, HYPHOFF, HEIBERG, JUNGE, RONNE, ASSENS and HANSEN, the schoolmasters SCHOLER and HANS HOLCK, the professors BEGTRUP and HORNEMANN, and the bailiffs LEMVIGH and TOMMESEN; it has been described in detail by P. NIELSEN (74 b & 77 b³⁴⁻⁻⁴⁵) and quoted by ERIKSSON (E & H 96¹⁶) and by KLEBAHN (04²¹⁵).

The principal person in the Barberry War was NIELS PEDERSEN SCHØLER, born 1772 at Øsby near Haderslev, pupil of the Blaagaard Training School 1794—1797, schoolmaster and sexton at Hammel in Jutland from 1799 until he died on May 21. 1851. (For his biography see Andreas Madsen in "Ugeskrift f. Landmænd" 1904, Nr. 12—14). He was an interested phytopathologist, who dealt with the diseases of the cereals, examining them by means of the microscope, trying several remedies against them, and making comparative cultivating experiments with them which must needs astonish us at the present time, by the correct manner in which they were made and the completely correct conclusions he drew from them, and we must highly regret that the indefatigable and unselfish endeavours he made to make his useful observations known, were so little appreciated and remained misunderstood by most people.

He planted barberry in his garden and grew oats and rye around it, and for several years (1813—1817) he planted larger and smaller barberry bushes in the middle of cornfields to prove how they caused damage to the surrounding corn; he invited through the newspapers everybody to see the experiments. In 1816 SCHØLER made the experiment of carrying branches of *Berberis vulgaris*, severely infected by acidities and well wrapped up, into a rye-field wet with dew; there he touched the dewy leaves of the rye with the leaves of barberry and marked the infected plants; only five days later rust appeared

on the marked leaves while all the rest of the field remained free from rust.

This is the first real experiment in cultivation made in order to prove the genetic relation of *Aecidium berberidis* to *Puccinia graminis*; it was — seen with the eyes of the present time — far better planned than Professor HORNEMANN'S attempt to disprove the theories of SCHØLER. HORNEMANN (1816) cut holes in the leaves of grass to bring the aecidiospores into them; HORNEMANN'S experiment had a negative result as was to be expected, but we must be surprised that his few negative results were able to counterbalance the numerous positive ones of SCHØLER; in fact the matter was temporarily settled by this. In 1817 SCHØLER made several attempts to induce the Kgl. Landhusholdnings-Selskab (Royal Agricultural Society) to resume the matter, but in vain. As late as in 1863 in his book on diseases of the plants ØRSTED (63 c¹¹⁴) wrote that the barberry bush was innocent, an assertion he, however, had to repeal only three years later (Ørsted 66).

SCHØLER, however, not only dealt with *Puccinia graminis* he also made experiments with the steeping of grain, wrote on *Claviceps*, *Ustilago* etc. Even if he did not succeed in making his efforts appreciated by the Royal Agricultural Society or the leading botanists, he had the satisfaction of seeing all the farmers at Hammel and in its neighbourhood, destroy their barberry; he even enjoyed the triumph that all the peasants of Hammel on the day after the death of his most obstinate antagonist, bailiff TOMMESEN (1839) stormed his garden and rooted up all the barberry bushes which TOMMESEN in sheer defiance had planted there (Madsen 04).

The theory that all parasitic fungi of the plants was a morbid rash, caused by the quality of the soil, damp weather, deficient fecundation etc., remained rooted a very long time in Denmark as also in other countries. As late as in 1833 we find it maintained by FRANZ UNGER in his book "Die Exantheme der Pflanzen", in 1839 by A. F. WIEGMANN in "Die Krankheiten und krankhaften Misbildungen der Gewächse", even ELIAS FRIES was rather reserved on this question, and would not consider Uredinales genuine fungi, and, in 1844, when the Swedish potato-fields were spoiled by *Phytophthora infestans*, he defended this fungus with all his might, considering it only a secondary phenomenon.

But even if those theories did great harm because, as long as they predominated, they prevented people from making all efforts to find the right preventives against the diseases of the plants, practical agriculturists continued to send in smaller accounts which, without attempting to explain the causes, only stated the diseases of the cereals and the preventives which had been tried against them.

Smut on cereals has always highly interested the farmers, and, no doubt, this is the first disease they have noticed. To my knowledge FABRICIUS (1774), TROYEL (1791) and HOEGH (1797) are the first to mention *Tilletia caries*, but they record it as an old and well-known disease of *Triticum*.

HANS JORGEN CHRISTIAN HOEGH, rector of Gentofte, but at the same time an interested agriculturist and author of a book of more than five hundred pages "Vejledning for en Bonde, som har faaet sine Jorder udskiftede af Fællesskab" (Guide for a peasant who has had his fields allotted from joint cultivation) which was published at the expense of the Royal Agricultural Society, has in this work (97¹¹⁸) described the experiments he made with limed and unlimed seeds of wheat. He also made excellent observations on *Urocystis occulta*, which deserve to be quoted as it is no doubt the first time we find an account of an observation which states that this disease may be transferred by the grain. He writes (Høegh 97¹¹⁸): "Rye may be infected by smut at the base of the straw and yet have good corn in the ear; the smut is only felt during the thrashing when the black dust from the straw is set free and covers the flail and the face of the thrasher; it is not advisable to sow such rye; it will be diseased next year." Also peasants such as ABRAHAM OLSEN (1791) and NIELS REMMER, a smallholder of Terp in the parish of Skivholme in Jutland (1818), write on smut on wheat and the proper treatment of the grain.

Among the agriculturists of the beginning of the century who dealt with the diseases of the agricultural plants because they understood their economical significance, SOREN AUGUST FJELSTRUP also ought to be mentioned. He was one of the most skilful farmers of his age, and author of many articles in periodicals on the different agricultural questions. He was born at Hørsholm Sept. 2. 1773, began to study, but deserted his studies to become a farmer, and in 1815 bought the farm Sindinggaard in the west of Jutland; he was a member of the Jutland Consultative Chamber 1836—46; he died Sept. 5. 1859. His experiments on the treating of wheat (Fjelstrup 1817) were very well established, lots of treated and untreated corn being laid out next to each other to control the effect; he was also (1844) very interested in *Phytophthora infestans* when first it began to appear and tried several remedies against this pest.

What has appeared in Denmark concerning phytopathology from the cessation of the Barberry War to the first appearance of ROSTRUP is of very little importance. Most of what was written was merely translation from foreign works; S. DREJER (1839) translated WIEGSMANN'S book, and P. HEIBERG (1862) translated DE BARY'S book on *Phytophthora infestans*. ØRSTED'S papers on phytopathological questions

contain very little that is original. His excellent discoveries concerning rust have been mentioned in the preceding chapter.

JOHAN LANGE (57 & 79) wrote some short papers on diseases of plants while a teacher of botany at the Roy. Vet. and Agric. College, but they are of no great value.

So it is no exaggeration to call E. ROSTRUP the first phytopathologist of Denmark. In possession of great diligence and working power he quickly made himself familiar with the really good material that, prior to himself, had appeared in foreign countries in connection with these subjects. His sound judgment enabled him to distinguish between the valuable information and all the superstition which had predominated before his own time. Simultaneously with ROSTRUP, and basing their knowledge on that of his, P. NIELSEN and J. L. JENSEN soon made themselves conspicuous by ingenious and useful discoveries which will be mentioned later. (On the history of phytopathology in Denmark see R. 88 e & 02 a¹⁻⁹, P. N. 77 b, E. + H. 96⁷⁻²⁴, F. K. R. 04 b, Madsen 04, K. H. 04).

THE ASSISTANTS OF E. ROSTRUP IN THE MYCOLOGICAL INVESTIGATION OF DENMARK.

A man has rarely or never received so little information from others as ROSTRUP and has made so ample distribution to all around him as he has. ROSTRUP started as an autodidact, studying quite on his own accord and under difficult circumstances; but as soon as he had made himself familiar with the subject he passed his knowledge on to everybody. Consequently it is very rare that a man should gather so many faithful friends and colleagues around him as was the case with ROSTRUP. They all sent in fungi for his herbarium, considering it an honour to be allowed to report their observations to him, as his herbarium and the large collection of letters, left by him, witness. Therefore his mycological reports in the "Botanisk Tidsskrift" were more likely to be reports of all that has been found in Denmark, than reports of what has been found by himself, although the latter always formed the greater part.

It would be unjust, if the names of all ROSTRUP's intimate friends and his fellow-mycologists were not mentioned in the present work; the scanty biographic information added to their names only appear in order to discern them from others who might possibly bear the same names; most of them have also otherwise made themselves

known, and their names may be found in encyclopædias, biographic dictionaries etc.

Baagøe. BAAGØE, JOHANNES SCHONBERG, born December 5. 1838 near Kallundborg, Pharmaceutic examination 1862, apothecary in Næstved 1876—1890, died Decbr. 13. 1905 (see Bot. Tids. vol. 27 p. LIV—LVII c. icon). Very interested botanist who also collected a number of fungi, partly in the neighbourhood of Silkeborg while being chief assistant at the dispensary at Silkeborg, partly in the neighbourhood of Næstved.

Fr. Bang. BANG, FREDERIK ANDREAS CHRISTIAN, born July 28. 1821 at Stensdalsgaard near Viborg. Son of verderer JENS BANG who laid out the royal plantations in the "Alhede" (Jutland Moor) 1815—1862. Graduated as a forester 1842. 1876 verderer of the Tisvilde—Frederiksværk district.

J. P. Bang. BANG, JENS POUL FREDERIK, born Feb. 25. 1854 at Gjøddinggaard near Vejle. Son of the verderer FR. BANG, Arresødal, graduated as a forester 1878, one of ROSTRUP's very first pupils; in May 1882 he visited ROSTRUP at Skaarup and accompanied him during his excursions in the woods. Later on chief-planter of the State-Plantations in the Dunes.

A. B. BENZON, ALFRED, born April 12. 1823 in Stubbekøbing. Pharmaceutical examination 1845. Owner of the "Svane" dispensary in Copenhagen from 1850 till he died Decbr. 19. 1884. (Obituary see "Meddelelser fra bot. For." I ¹²⁹). Interested botanist and ardent collector, not only of phanerogames but also of their parasites. Belonging to the very first of ROSTRUP's botanical friends; member of the club "Cellen" (about 1850—1857).

Bergstedt. BERGSTEDT, N. H., born Juni 27. 1835, school-master at Bodilsker in the Isle of Bornholm. Author of "Bornholms Flora" in Bot. Tids. vol. 13. Also found a number of fungi in Bornholm f. inst. *Tilletia controversa*.

Boas. BOAS, JOHAN ERIK VESTI, born July 2. 1855; M. A. 1878, Ph. D. 1881, reader 1885, lecturer 1892, professor of Zoology at the Royal Veterinary & Agricultural College. Chief Consulting Zoological Pathologist to the Danish Government 1890. He often brought ROSTRUP fungi he had found on old bones, on caterpillars etc.

Bonnevie. BONNEVIE, FREDERIK CARL GUTFELD, born Novbr. 11. 1831 at the rectory of Vallekilde. Graduated as a forester 1857. Verderer of the 2. District of Frederiksborg 1877.

BREITUNG, AMANDUS, priest of the St. Andrew College at Ordrup; Breitung. has made several valuable discoveries of fungi in the neighbourhood (f. inst. *Bovistella echinella*).

BRANTH, JACOB SEVERIN DEICHMANN, born Decbr. 7. 1831 in Nykøbing J. B. D. 1857, rector of Elling & Tolne near Frederikshavn 1871–80, of Ousted & Taaning near Skanderborg since 1880. Well-known lichenist; published together with E. ROSTRUP “*Lichenes Daniæ*”, and often sent ROSTRUP lichens, attacked by parasitic fungi.

BRUUN, ALFRED LUDVIG, born Aug. 16. 1858 in Hjørring. Passed A. Bruun. horticultural examination 1880. Assistent at the Veterinary & Agricultural College, later on gardener there; from 1883 lecturer and professor; has often found fungi in the college-garden.

BRUUN, SVEND, born July 14. 1872 at Bernstorff. Passed horticultural S. Bruun. examination 1893. From 1900 florist and nursery-man at Brøndbyvester. 1909 president of the General Danish Gardener's Society. Has often occupied himself with the fungi of the horticultural plants, was f. inst. the first to discover *Pucc. chrysanthemi* in this country (see the list of lit.).

BØGH, GEORG JULIUS, born Decbr. 13. 1821 at Herfølge. Started a Bøgh. nursery in Horsens 1854, did much to improve the home trading in seed and the cultivating of fruit-trees in Jutland. Member of the board of the “Society for the Improving of Cultivated Plants”; died February 19. 1904.

BØRGESEN, FREDERIK C. E., born Jan. 1. 1866 in Copenhagen, M. Sc. Børgesen. 1891, Ph. D. 1904, from 1904 librarian of the Botanical Library.

CHRISTENSEN HYGUM, JENS J., born April 16. 1847 at Hygum. One Christensen Hygum of ROSTRUP's very first pupils at the Skaarup Training School, where he passed his examination in 1868. At first teacher of the Popular High School at Mørke, 1872 till his death 1882 teacher at Ugelbølle near Rønde. Very interested collector of fungi especially in Djursland.

DALGAS, CHRISTIAN, born May 5. in Aarhus. Graduated as a forester C. Dalgas. 1885; verderer to the “Hedeselskabet” (Moor-cultivating Company), lives in the Herning district. Son of E. Dalgas; like his father he is very interested in fungi, growing on the coniferous trees.

DALGAS ENRICO MYLIUS, born July 16. 1828 in Naples, died April E. Dalgas. 16. 1894. Lieutenant-colonel, fellow-founder of the “Hedeselskabet” (The Danish Moor-cultivating Company) March 28. 1866. Was one of

the first to realize the use to our plantations of ROSTRUP'S studies of the parasitical fungi of the forest trees, and was very active in establishing the office of Chief Pathologist which ROSTRUP obtained in 1884.

Didrichsen. DIDRICHSEN, DIDRIK FERDINAND, born June 3. 1814 in Copenhagen. 1858 lecturer, 1875 professor of botany at the University till 1885. Died March 20. 1887 (see Medd. f. Bot. For. II ⁴⁵). Has often collected fungi in the neighbourhood of Copenhagen.

Fabricius. FABRICIUS, WILHELM, born in Nykøbing S. Septbr. 12. 1837. Graduated as a forester 1861. Verderer of the Palsgaard district 1881—1910.

Feddersen. FEDDERSEN, ARTHUR FREDERIK, born Febr. 16. 1835 in Copenhagen. Examination of practical physics at the Polytechnic College 1856. Collected fungi in the neighbourhood of Viborg while engaged at the college of that town (1861—1883). Died 1906.

C. F. FERDINANDSEN, CARL CHR. FRED., born Febr. 2. 1879. M. Sc. 1909. Has collected many Danish fungi especially near Aarhus and together with Ø. Winge written several mycological pamphlets (marked F. & W.).

Erh. Frederiksen. FREDERIKSEN, CHR. ERHARD, born Jan. 7. 1843 at Fuglsang in the Isle of Lolland. Examination for agriculturists 1862. Worked very much for a rational culture of grain and sugar-beets; on account of this he communicated with ROSTRUP. Died 1903.

Fritz. FRITZ, NIELS, born June 4. 1835 in Roskilde. Verderer to the "Hedeselskabet" (Moor-cultivating Comp.) from 1869. Lived at Aalykke near Brørup Station till he, a few years ago, moved to Copenhagen. Occupied himself with entomology, and at the same time found a number of parasitic fungi on coniferous trees of the moor-plantations.

Gad. GAD, CARL AUGUST, born May 5. 1834 in Vordingborg, died in Viborg Jan. 1. 1895. B. M. 1860. Chief-physician at the Lunatic Asylum of Viborg 1876. Has collected a number of parasitic fungi in the neighbourhood of Viborg, was in possession of a microscope & literature, but generally sent in duplicates for ROSTRUP'S herbarium, also made experiments of cultivation with the parasitic fungi (Gymnosporangium). Belonged to the botanical friends who, in connection with ROSTRUP, founded the little debating club called "Cellen" about 1850.

Gelert. GELERT, OTTO, born Novbr. 11. 1862 at Nybøl near Sundeved, died March 20. 1899. Pharmaceutical examination 1883. Well-known botanist, also often collected fungi. (See Bot. Tids. vol. 23 ³²³).

THIS PAGE IS LOCKED TO FREE MEMBERS
Purchase full membership to immediately unlock this page



Never be without a book!

Forgotten Books Full Membership gives universal access to 797,885 books from our apps and website, across all your devices: tablet, phone, e-reader, laptop and desktop computer

A library in your pocket for \$8.99/month

Continue

*Fair usage policy applies

- Jac. Hartz. HARTZ, JACOB MAGNUS LUDVIG, born 1871 in Randers. Pharmaceutic exam. 1896. Well-known florist who has also collected many exquisite fungi on his numerous excursions to all parts of the country.
- Nic. Hartz. HARTZ, NICOLAI EG KRUISE, born in Randers August 23. 1867. Ph. D. 1909. Well known palaeophytologist. Brother of JAC. HARTZ.
- Helms. HELMS, JOHANNES, born Jan. 29. 1865 in Horsens, son of JAC. HELMS, apothecary. Verderer at the Tisvilde—Frederiksværk district, later on at Feldborggaard and Silkeborg. Has studied several parasitic fungi on forest trees especially on *Betula*.
- Helweg. HELWEG, LEOPOLD HANS ANDREAS, born in Copenhagen March 2. 1851. Horticultural exam. 1877. As experimenting manager to the Society for the Improvement of Cultivated Plants as well as editor of the "Gartnertidende" (1886—1901) he communicated with ROSTRUP and often brought him diseased cultivated plants.
- Hofman (Bang). HOFMAN (BANG), NIELS ERIK, born at Hofmansgave July 18. 1803, son of the botanist N. HOFMAN BANG. A faithful friend of ROSTRUP's to whom he sent a number of diseased plants from his fields, his garden & wood. Owner of the family-estate of Hofmansgave 1855 till he died in 1886. (Obituary see *Medd. fra Bot. For.* II⁷).
- C. P. Jacobsen. JACOBSEN, CHRISTIAN PETER, born Aug. 31. 1841 near Aabenraa. Passed exam. for board-school teachers. Edited together with J. L. JENSEN "Landmandsblade" (Farmer's Magazine) 1868—1881, to which P. NIELSEN and ROSTRUP often contributed with pathological articles. Member of The Society for the Improvement of Cultivated Plants. Established in 1872 the "Markfrøkontoret" (The Grain Office) in company with J. L. Jensen and Wendt. Co-operated with ROSTRUP; made many experiments with clover etc. with which ROSTRUP partly assisted him and partly profited of; he had an open eye to the significance of the diseases of plants to the cultivated plants of the fields. ROSTRUP has written his biography in "Meddelelser fra Markfrøkontoret" København 1896 c. icon.
- H. Jacobsen. JACOBSEN, HANS, born March 1. 1815 at Mølby near Sønderborg, died July 25. 1891. Nursery-man at the Hæsedede nursery near Næstved (see *Med. fra Bot. For.* II⁴⁵ & II²⁰⁸).
- J. P. J. JACOBSEN, JENS PETER, born April 7. 1847 in Thisted, died 1885. Studied botany 1867—74 (*Desmidiaceae*). Besides being a poet he was

an ardent botanist with great observing power. In summer 1870, as he had got a fellowship from the Botanical Society to study the Islands of Læsø and Anholt, he collected a number of parasitic fungi (see Bot. Tids. 1879).

JENSEN, CHR. E. OTTERSTRØM, born at Angel 1859. Pharmaceutic exam. 1882, first assistant, later on (1910) apothecary at Hvalsø. Well-known bryologist, also supplied ROSTRUP'S herbarium with several parasitic fungi (f. inst. *Tilletia sphagni*). C. Jensen.

JENSEN, JENS LUDVIG, born Jan. 9. 1836 near Odder. Passed exam. for board-school teachers 1855, for a period school-master, later on editor of the "Landmandsblade" and founder of the "Markfrøkontoret" (Grain Office) both together with the above mentioned C. P. JACOBSEN. Occupied himself very much with blight on potatoes, smut on the cereals etc., and found new and good remedies for practical prevention of these diseases; made new experiments in order to get at better knowledge of the diseases, and was for years closely connected with ROSTRUP, died August 10. 1904 (see list of lit.).



J.L.Jensen.

J. L. JENSEN.
From a photo.

JEPPESEN, JENS, born July 30. 1855 at Fodby near Næstved. Passed exam. for board-school teachers at the Gedved Training School near Horsens 1877, teacher of this Training School from 1877 to 1894. Examined the flora (phanerogams, lichens and fungi, but particularly musci) in the neighbourhood of Horsens, and has sent many valuable fungi to ROSTRUP'S herbarium as also to the Botanical Museum. Since he was appointed teacher at the governmental Training School of Ranum, he has also collected a number of fungi in the neighbourhood of Ranum and Løgstør. Jeppesen.

JEPPESEN, JENS, born March 8. 1850 at Ellerup in Funen. From 1877 he has studied the flora in the neighbourhood of Vordingborg, and Vejle, and from 1884 at Staby near Ulfborg, where he has lived since then. Jeppesen.

Although the discoveries of fungi of the just named two gentlemen are indicated JEPPESEN it is easy to conclude from the localities who of them has found the fungus in question.

JOHANNSEN, WILHELM LUDVIG, born Febr. 3. 1857 in Copenhagen. Pharmaceutic exam. 1880. At first professor of physiology of plants W. Johannsen.

at the Royal Veterinary and Agricultural College 1892, from 1905 professor of physiology of plants at the University of Copenhagen. Member of the "Videnskabernes Selskab" (Society of Science) 1898. Was closely connected with ROSTRUP both on account of the botanical studies and on account of intimate friendship. Wrote the biography of ROSTRUP in the "Ugeskrift for Landmænd" (The Farmer's Weekly) 1891. Has found numerous interesting fungi, and also often joined the little, private excursions, arranged by ROSTRUP together with two or three other botanists.

J. P. Johansen. JOHANSEN, J. P. For several years brewer in Aalborg. Is now living in "Villa Sofiero" near Hillerød. Collected especially about the year 1880 a number of parasitic fungi in the neighbourhood of Aalborg (see list of lit.).

Kjærskou. KJÆRSKOU, HJALMAR FR. CHR., born in Copenhagen Aug. 6. 1835. Master of Botany 1862. From 1861 assistant of the Botanical Museum, keeper of the Museum until he died in 1900. (See Bot. Tids. vol. 23³²⁹⁻³³³).

Kløcker. KLØCKER, ALBERT, born in Copenhagen 1862. Pharmaceutic exam. 1888, B. A. For several years assistant of EMIL CHR. HANSEN; when H. died associate director of the Carlsberg Laboratory. Occupied himself very much with Saccharomycetes, Penicillium etc. and their classification (see list of lit.).

A. Lge. LANGE, AXEL, born Decbr. 4. 1871 at Frederiksberg. Son of the professor JOHAN LANGE. Horticultural exam. 1893. From 1902 gardener of the Botanical Garden of Copenhagen. Often brought valuable parasitical fungi to ROSTRUP.

Jak. Lge. LANGE, JAKOB EMANUEL, born in Flensborg April 2. 1864. Nephew of professor JOHAN LANGE. Horticultural exam. 1884. From 1888 teacher of botany etc. of the Agricultural College of Dalum. Has collected and made a close study of a great many fungi especially Agaricaceae, but also parasitic fungi, in the neighbourhood of Odense.

Joh. Lge. LANGE, JOHAN MARTIN CHRISTIAN, born March 20. 1818 at Ødstedgaard near Fredericia. First Lecturer of botany at the Royal Veterinary & Agricultural College. 1877 Ph. D. of the University of Upsala. Died 1898. (See Bot. Tids. vol. 22²¹²). An intimate friend of ROSTRUP; both greatly interested in all branches of the Danish flora.

C. Larsen. LARSEN, CHRISTIAN, born 1836. Gardener of the Royal Gardens of Fredensborg from April 1. 1864 to May 1. 1911. Has often sent dis-

eased plants from the Royal Gardens at Fredensborg to ROSTRUP. (See Gartner Tidende 1911 p. 93).

LARSEN, JØRGEN W., born July 10. 1851 at St. Jørgensbjerg. Dried Jørgen Lar-
 out the lake "Gaardbosø" 1881-84 and built the mansion "Gaardbo- sen.
 gaard". Interested agriculturist who very often sent diseased plants
 of the fields to ROSTRUP. For several years member of the botanical
 society and famous for the great hospitality with which he always
 receives botanists.

LARSEN, POUL. Pupil of Rostrup at the Training School of Skaarup P. L.
 from 1881-1884. Later on principal of the College of Kjellerup, at
 present school-master in Aarhus. Has made many excellent contribu-
 tions to the knowledge of the Jutland flora of fungi which he has
 partly published (P. L. 08) and partly been kind enough to sent infor-
 mation in writing to me of the same.

LARSEN, SOFUS, born Septbr. 10. 1855 in Copenhagen, head librarian S. Larsen.
 at the University of Copenhagen 1909. Ph. D. 1889. Interested botanist.

LETH, RASMUS BALSLEV, born Jan. 1. 1839 at the rectory of Lille- R. B. Leth.
 hedinge. Graduated as a forester 1861. Verderer at the Sorø Academy
 II^d district 1873. 1889 chief-verderer. Has found a number of parasitic
 fungi from trees in the neighbourhood of Sorø.

LETH, LAURITS THEODOR EMIL, born March 26. 1843 at Sørslev near Th. Leth.
 Holbæk, pupil of ROSTRUP at Skaarup; from 1869 to 85 teacher at
 Sahl near Rødkærsbro. Has always collected a number of flowers and
 fungi. Since 1885 he assisted ROSTRUP in mounting his herbarium
 plants.

LIND, JENS, born March 1. 1874 in Nykøbing in the Isle of Mors. Lind.
 Pharmaceutic exam. 1896. I have particularly collected fungi in Jutland.

LYMAN, FREDERIK VALENTIN, born in Nakskov Aug. 8. 1836. Gradu- Lyman.
 ated as a forester 1861. 1866 verderer of the forests of Moltkenborg
 and Mullerup near Glorup. Lived in Glorup. Son of N. C. V. LYMAN,
 merchant in Nakskov and brother of ROSTRUP's mother. He ardently
 collected fungi in the said forests and sent them to his cousin.

MADSEN, ANDREAS LUCIAN ANTON, born in Copenhagen 1863. A.Madsen.
 Horticultural exam. 1892. For some years temporary assistant of Ro-
 strup at the Agricultural College. Has written many scattered articles
 on the history of horticultural plants etc., also on the parasitical fungi
 of horticultural plants. In the "Dansk Ornithologisk Tidsskrift" (Da-

nish Ornithological Magazine) 1911 ^{134—147} he wrote about E. ROSTRUP as ornithologist, and is at present writing a copious biography of E. ROSTRUP.

Mariboe. MARIBOE, CARL, born March 10. 1859 in Copenhagen. Horticultural exam. 1880. Both as the owner of a nursery in Fredericia (1884—1900) and as the editor of the "Haven" (The Garden) he has sent in many diseased cultivated plants to be determined by ROSTRUP.

HJ M. MORTENSEN, HANS, born April 28. 1825 at Hesnæs in the Isle of Falster. Passed examination at the Jonstrup Training School 1845. Studied with H. C. ØRSTED at the Polytechnic College, 1849—53 teacher of the Agricultural College at Næsgaard. 1856 teacher of the Jonstrup Training School. Died Novbr. 12. 1908. (See Bot. Tids. vol. 29 ³³⁷). Ardent collector. Has also written botanical articles. Writer of occasional poems (f. inst. a fine memorial poem on ELIAS FRIIS in Bot. Tid. 3 R. 3 vol. p. 25). Has collected numerous fungi which have later on been exchanged with others and added to herbariums in all Scandinavia.

M L. M.



M. L. MORTENSEN.
From a photo from 1907.

MORTENSEN, MORTEN LARSEN, born Febr. 25. 1881 at Baaring near Nr. Aaby, Funen. M. Sc. 1906. Exam. for Agriculturists 04. Died Decbr. 3. 1911. Adviser of diseases of fungi to the "Samvirkende Landboforeninger" (The co-operating Agricultural Associations) from 1907. The reports issued by him every month concerning attacks of fungi on the cultivated plants of the farm, contain much information as to the appearance of parasitic fungi which are of great value also in mycological respect. Has also collected a great many fungi in Vendsyssel (Hornsherred) and has in different ways assisted me with the present work.

Mundt. MUNDT, CHRISTOFFER, born 1884, Graduate of medicine 1869. Physician in Copenhagen. Has occupied himself very much with eatable fungi and published several papers on them. Also found a number of Micromycetes.

Muus. MUUS, SVEND, born April 6. 1870. Graduate of Law 1900. Solicitor to the Superior Court of Copenhagen 1903. Has collected fungi especially in the neighbourhood of Copenhagen.

MÜLLER, PETER ERASMUS, born Octbr. 28. 1840 in Copenhagen. Exam. P.E.Müller. for agriculturists 1861, exam. for foresters 1867. Ph. D. 1871, chief-verderer, member of the "Videnskabernes Selskab" (The Society of Science). Was one of the first to realize the great importance which the phyto-pathological studies of ROSTRUP might have to practical forestry. Has always sent many diseased plants to be examined by ROSTRUP, and it was he who induced ROSTRUP to write his Summaries of Diseases of the Forest Trees (1877 b, 1880 a, 1883 d) which also caused the Minister of Finance to rise Rostrup as an expert to study the diseases in different forest districts. ROSTRUP and MÜLLER corresponded very frequently. The first letter from P. E. MÜLLER to ROSTRUP is dated June 22. 1876.

MØLLER-HOLST, ERHARD, born July 22. 1825 in Nyborg. Chief-editor Møller-Holst. of the "Ugeskrift for Landmænd" (The Farmer's Weekly) and editor of The Agricultural Dictionary (1876-83); founder of "Dansk Frøkontrolstation" (Danish Seed-Inspecting Office) 1871, the first outset of Danish Seed-Inspection, and of the Society for the Improvement of cultivated Plants by which he entered into close connection with P. NIELSEN, ROSTRUP etc. Made many excursions to the neighbouring countries in order to study agricultural economy. Died Decbr. 22. 1889 (Obituary see Medd. fra Bot. For. II¹⁸⁸).

NIELSEN, PETER, born July 28. 1829 at Ørby in the parish of Vonsbæk. Exam. for board-school teachers at Jellinge 1857. Schoolmaster at Ørslev near Skjelskør 1859-1888. Leader of the State's experiments in plant culture 1877-1898. Consulting Agriculturist to the Danish government 1886. During the years 1870-1877 he occupied himself very much in discovering parasitic fungi; he started a rich herbarium of fungi which has been incorporated in the phytopathological collection of the Agricultural College, and he sent a great many samples to ROSTRUP. Made numerous experiments with cultivating of heteroecious and nonheteroecious Uredinales during the years 1870-1882 (see below sub Uredinales). His biography see: P. Andersen: Statskonsulent P. Nielsen, Odense 1907.



P. NIELSEN.
From a photo.

P. N.

NYELAND, STEPHAN PETER, born Septbr. 12. 1845 in Korsør. Horti-Nyeland. cultural exam. 1866. Interested horticulturist, founder and director of

the Horticultural College "Vilvorde" 1875—1905. (See Norsk Have-
tidende 1893 p. ¹⁷⁹—¹⁸³).

- A. Opper-
mann. OPPEMANN, ADOLF, born Jan. 14. 1861 near Skjelskør. Graduated
as a forester 1883. From 1883 appointed teacher of cultivation of
woods to the Royal Veterinary & Agricultural College (1895 profes-
sor). Son of A. C. N. M. OPPEMANN verderer at Holsteinborg. Ac-
companied ROSTRUP on the excursions for students of forest matters.
- L. Opper-
mann. OPPEMANN, LUDVIG HENRIK FERDINAND, born Septbr. 17. 1817 at
Ditlevslyst. Graduated as a forester 1852. Died 1883. Son of J. C. V.
OPPEMANN, verderer at Brahetrolleborg.
- C. H. O. OSTENFELD, CARL EMIL HANSEN (formerly C. E. Ostensfeld-Hansen),
born in Randers Aug. 3. 1873. M. Sc. 1897, Ph. D. 1906. On numerous
travels in all parts of the country he has made many valuable dis-
coveries of micromycetes (as *Sorosporium montiae*). I am much in-
debted to Dr. OSTENFELD for the kindness with which he, as keeper
of the Botanical Museum, has assisted me with the present work both
by helping me to determine the hostplants and in several other respects.
- Palud. PALUDAN, CHRISTIAN FREDERIK, born Jan. 16. 1850 in Nebsager.
Horticultural exam. 1871. Gardener of the Royal Gardens of Rosen-
borg 1887—1909.
- C. Pedersen. PEDERSEN, CHR. For several years Gardener at Lerchenborg. Sent
many fungi from the neighbourhood of Kallundborg (*Amylocarpus* &
Onygena) to Rostrup. Author of many articles on horticulture.
- H. Pet. PETERSEN, HENNING EILER, born August 22. 1877 in Glostrup. M.
Sc. 1902. Is especially studying the Phycomycetes.
- O. G. P. PETERSEN, OTTO GEORG, born March 26. 1847 at Tersløse near Sorø.
M. Sc. 1875. Ph. D. 1882. Lecturer 1893—1903. Succeeded 1893 JOH.
LANGE as professor of botany of the Royal Vet. & Agricult. College.
Has often made excursions together with ROSTRUP both quite in pri-
vate and as leader of the annual excursions for the students. Brother
of the below-mentioned Sev. P.
- Sev. P. PETERSEN, SEVERIN, born May 17. 1840 at Borum in Jutland. For
several years school-master at Slotsbjergby near Slagelse, is now living
at Sorø. Has published several popular accounts of Danish butterflies
and singing birds. Has particularly studied the Danish Agaricaceae,

THIS PAGE IS LOCKED TO FREE MEMBERS

Purchase full membership to immediately unlock this page

Know Your Bible

Forgotten Books' Full Membership provides unlimited access to more than 28,000 volumes of Christian literature for \$8.99/month

**HOLY
BIBLE**

Continue

*Fair use policy applies

Mrs. SOFIE ROSTRUP. M. A. 1890. Very clever mycologist who has found many notable fungi for his fathers herbarium already while a school-boy at Herlufsholm College, has also made several independent mycological investigations. I am highly indebted to Mr. O. ROSTRUP because he has, in different respects, assisted me with the present work, and particularly because he has undertaken to make the necessary drawings.

Rützou. RÜTZOU, SOPHUS MARIUS, born May 12. 1851 in Copenhagen. Pharmaceutic exam. 1873. Assistent of the Botanical Museum. Lecturer of Pharmacognocny of the Pharmaceutical College. From 1901 apothecary at Frederiksberg.

Sarauw. SARAUW, VILHELMINE, daughter of C. A. N. SARAUW, verderer of the Petersgaard district. Married later on FABRICIUS DE TENGNAGEL. Miss VILHELMINE SARAUW has especially in the years 1880—1882 collected a great many Pyrenomycetes on bark and branches of forest-trees partly near Charlottenlund partly near Sorø. Besides the specimens sent to ROSTRUP's herbarium Miss S. collected them in a special volume which has now been presented to the Bot. Museum by Mr. FABRICIUS DE TENGNAGEL. Has also after her marriage made — at least one interesting discovery viz. that of *Didymosphaeria marina* (R.).

Schiøtz. SCHIÖTZ, LUDVIG THEODOR, born near Roskilde Septbr. 4. 1821. Pharmaceutic exam. 1844. Brewer in Odense from 1859 till his death 1900. Interested botanist. Rostrup has several times visited SCHIÖTZ in Odense for weeks in summer and accompanied him on yachting excursions in his yacht "Sakuntala" from where they went ashore in islands and peninsulars to examine the flora of the beaches. (Obituary by E. Rostrup see Bot. Tids. v. 23 pag. XXXVII—XXXVIII).

V. S. SCHMIDT, HARALD VALDEMAR SEXTUS, born Jan. 12. 1834 in Copenhagen, visited the "Efterslægtsselskabets" College where JOHAN LANGE by that time was a teacher; through him he got very interested in botany which interest he never lost. Was apprenticed to the gardener of the Royal Gardens of Rosenborg, but later on (1863) he passed the examination for board-school-teachers and was for years a school-master at Dvergetved in Vendsyssel. Has found many new fungi in the neighbourhood of Frederikshavn.

H. Sehested. SEHESTED, HANNIBAL, born at Broholm castle Novbr. 16. 1842. Graduate at Law 1869, succeeded to his family estate Broholm in 1894. 1900 Minister for Foreign Affairs and Prime-Minister til 1901. Member

of several agricultural societies. One of the most faithful friends of ROSTRUP's already from the first years of his Skaarup-life while S. lived in the farm Tangegaard near Skaarup. ROSTRUP and his people often came to see him, and he frequently sent diseased plants from his garden and wood to ROSTRUP. Several fine specimens of the collection of the Vet. & Agricul. College originate from him.

SMITH, LORENZ, born in Fredericia Oktbr. 23. 1868. Horticultural Smith. exam. 1890. Graduated as a foresters 1896. From 1897 verderer at the "Hedeselskabet" (Moor-cultivating Company).

THOMSEN, CHRISTEN, born Aug. 7. 1822 in Copenhagen, died Decbr. Thomsen. 1. 1874. Assistant teacher of the Colleges of Horsens and Roskilde. Ardent florist. Wrote "The Flora of the Neighbourhood of Roskilde", published in the programme of the College of Roskilde 1874. Collected especially during the years 1870—74, a great many parasitic fungi in the neighbourhood of Roskilde.

THYMANN, CARL HENRIK, born near Stubbekøbing Octbr. 31. 1854. Thymann. Graduated as a forester 1879. Verderer of the Petersgaard district. Son of the verderer JOH. H. THYMANN in the Isle of Falster.

WARMING, JOHANNES EUGENIUS BÜLOW, born Novbr. 3. 1841 in the E. W. Isle of Manø. M. A. 1868. Ph. D. 1871. Professor of Botany of the University of Copenhagen 1885—1911. Succeeded ROSTRUP as President of the Botanical Society. Has made many contributions to ROSTRUP's herbarium from all parts of Denmark. I am also highly indebted to Professor E. WARMING because he has, in several ways, assisted me with the present work particularly as Director of the Botanical Museum by permitting me to execute my work in the Museum during the five years in which I have been occupied with the collection, left by ROSTRUP as also because he, as member of the board of the Carlsberg Fond, has taken an interest in procuring the necessary funds for me.

WEGGE, POUL VILHELM, born Aug. 26. 1864 in Sweden. Son of ranger Wegge. and verderer C. D. T. V. WEGGE. Graduated as a forester 1885. Verderer of the Friisenborg district 1888—1892, from 1892 of the Boller district; has often made valuable observations as to the diseases of forest-trees and informed ROSTRUP of the same.

WEISMANN, CARL, born July 11. 1871 at the verdery of Boller. Son Weismann. of verderer LORENTZ P. WEISMANN. Graduated as a forester 1893. Occu-

pied himself for some years with fungi on timber. Assisted ROSTRUP with the preliminary work and the publication of his book on *Merulius lacrymans* (R 98 a).

Wendt. WENDT, FRANTZ WILHELM, born Juli 2. 1815 in Copenhagen. 1851—1889 gardener of the nursery of St. Jørgensbjerg, Roskilde, also farmer. Active member of The Society for the Improvement of Cultivated Plants. Often sent diseased horticultural plants to ROSTRUP. Author of many articles on horticulture and agriculture. Died Aug. 2. 1895.

Winge. WINGE, HERMAN PETER, born Septbr. 16. 1839 in Copenhagen. Graduated as foresters 1868. Chief-verderer at Friisenborg 1875; also surveyor of the forest of Pederstrup and Christianssæde.

Ø. W. WINGE, ØJVIND, born 1886 in Aarhus. M. Sc. 1910 (see Ferdinandsen).

FOREIGNERS WHO HAVE TAKEN PART IN THE MYCOLOGICAL INVESTIGATION OF DENMARK.

On account of its small extension and its want of mountains the Kingdom of Denmark has been no great attraction to foreign mycologists. The northern parts of our country Greenland and Iceland have been more frequently visited than the mainland. It is also true that Danish mycologists as ROSTRUP (83 b, 84 b & f, 91 l, 04 f, 05 a) E. WARMING (R. 86 m) and myself (Lind 05, 07 a & 08 a) have assisted the Norwegians and the Swedes more in the knowledge of the fungi of their own country than those nations have assisted the Danes.

The part of Denmark which most frequently has been visited by foreign mycologists is the Island of Bornholm. Dr. F. W. NEGER of Tharand stayed a fortnight in Bornholm in the summer 1906 and found several fungi which he published in the "Botanisk Tidsskrift" (Neger 06). Professor Dr. G. LINDAU of Berlin visited the island for a few days (Lindau 1897) and some Swedish foresters visited it in summer 1904 (Schotte 08).

The famous English mycologist CHARLES PLOWRIGHT visited ROSTRUP in Copenhagen Septbr. 26. 1888 and they made together an excursion to Ruderhegn (see Plowright 1888).

Professor Dr. P. HENNINGS of Berlin has paid a few visits to Copenhagen.

Of Swedish mycologists may be mentioned the lecturer ERNST HEN-

NING of Ultuna who visited ROSTRUP in Copenhagen in 1894 and P. NIELSEN in Tystofte (see Henning 95), lecturer H. G. SIMMONS of Lund who occasionally paid visits to Seeland to collect fungi, and Professor, Dr. JAKOB ERIKSSON of Stockholm (see Er. 08²⁰).

Of greater interest than any of the above mentioned were the two visits paid to ROSTRUP at Skaarup in 1882 & 1883 by CARL JOHAN JOHANSON. Although ROSTRUP often enjoyed the honour of receiving proofs of the high estimation of his work in foreign countries, and although he was often permitted to help and guide foreigners, I surely believe that there is no foreigner with whom ROSTRUP has been so closely connected as with C. J. JOHANSON. The reason for this must surely be found not only in the exceedingly sympathetic character of JOHANSON, but also in the fact that he came as a deputy from Sweden to ROSTRUP to be the first pupil who came to study mycology with ROSTRUP.

The visit of JOHANSON was a great pleasure to ROSTRUP who then was still living at Skaarup, where he had been botanizing at the same



C. J. JOHANSON.
From a photo from 1884.

places during 23 years and where he had found hundreds of fungi; but never before in a corresponding period ROSTRUP made so many new and interesting observations as to mycology as during the 1½ month which he spent in constant company with JOHANSON; mostly they made shorter or longer excursions, accompanied by ROSTRUP'S son OVE who enjoyed his summer holidays, his daughter ASTA and even Mrs. ROSTRUP; every faded leave of grass and every stalk was examined, and often were two or three species of fungi found on the same leaf; one thing is to be seen: how all have reciprocally animated each other, trying to exceed one another in finding new things; during

those forty days ROSTRUP was able to state the discovery of ten species nova (f. inst. *Entyloma hottoniae* & *Tuberculina maxima*) and at least 60 species, new to Denmark (f. inst. *Giberella vaccinii*, *Pleospora typhicola*, *Thecaphora deformans*, *Pucc. eriophori*, *Pleospora urticae*, *Sclerospora graminicola*, *Septoria thecicola*). ROSTRUP and JOHANSON made together an excursion to Jutland where they, by local observation, found the genetic relation of two different forms of heteroecious fungi. Near Silkeborg (June 20. 1883) they found aecidia on more species of *Cirsium*, and in company with the attacked plants *Puccinia*

dioecae on *Carex dioeca* was always found. In "Store Vildmose", near Ny Vraa and S. Elkjær they found a hitherto unknown *Aecidium* on *Cineraria palustris* and next to it was found *Puccinia eriophori* Thümen which then was known only in Siberia. Also on their return to Skaarup when they found aecidia which ROSTRUP had only found in a few growing places they several times tried to find directions as to their probable alternating host-plant by looking for decayed rusty leaves; in this manner the relation between *Aecidium glaucis* and *Uromyces maritimae* as also between *Aecidium sonchi* and *Puccinia littoratis* were found, and ROSTRUP has expressly put down in his diary that it was most frequently "sharp-eyed JOHANSON" who discovered the decaying rusty leaves. All those four combinations have later on proved correct.

JOHANSON and ROSTRUP continued to carry on a frequent correspondence, and no doubt JOHANSON should have repeated his visit to ROSTRUP if his promising mycological studies had not in a sad way been interrupted by his being drowned in the river "Fyrisaa" June 26. 1888 not fully 30 years of age while attempting to rescue a boy who had fallen into the water. The fungi collected in Denmark by JOHANSON are contained in the Botanic Museum of Upsala; more species had been collected in so great a number that they have later on been able to be published in Vestergren's exciccati. (Biography of C. J. Johanson see Bot. Notiser 1888 p. 190).

THE PLAN OF THE WORK.

THE MATERIAL of the present list of Danish fungi is not only the posthuman fungi herbarium of ROSTRUP; it consists of all the collection left by ROSTRUP and now revised by me viz. both ROSTRUP's collection of Danish fungi which was, after his death, bought by the Danish Government and which is now contained in the Botanical Museum of the University of Copenhagen; as also all fungi which ROSTRUP has, in the course of time, collected and presented to the Botanical Museum, or those collected by others and determined by ROSTRUP; also the fungi distributed by him through the exciccati to which he has contributed, and the fungi which he has included in the phytopathological collection of the Vet. & Agricul. College. I have also studied his written mycological diaries and all the numerous papers (more than 500), small and large which he published. I have also added some fungi I have myself found during the later years and

completed the work with a few other discoveries, taking it for granted that, if ROSTRUP had been alive, specimens of the said fungi would also have been sent to him and included in his herbarium.

I have been unable to expose all the present material of fungi to a microscopical examination, it would have taken too long a time and would also have been unnecessary as far as concerns all the parasitic fungi limited to certain host-plants; but I have examined as many as I considered necessary and which caused any doubt as to the accuracy of the determination. In the collection I also found several specimens of denominations out-of-date or related to collective species. Many of the species contained in the collections of the Botanical Museum or the Vet. College were indicated by names which had, later on, been corrected in the herbarium. Species formerly considered well-separated have later on been united and, vice versa, species formerly considered autonomous have later on been divided. A few times a fungus had been wrongly determined because ROSTRUP had made a mistake as to the host-plant; in such cases I always discussed the matter with Dr. C. H. OSTENFELD, keeper of the museum, in order to avoid a misjudgement of the determination of ROSTRUP. Consequently it has been rather an extensive work to refer all the present specimens to their right species. I have considered it unnecessary to note all the cases in which ROSTRUP's determination differed from mine when the wrong name was only found in the herbarium, but it has been necessary to make a correction every time ROSTRUP has published a wrong name; this is, however, very seldom the case.

THE DISTRIBUTION OF THE FUNGI has interested me very much; I have used all the information at my disposal to procure a true picture of the distribution of each separate species; many of them are so common that they may be found everywhere if only they are looked for, but a number, even of the more conspicuous of them, have a distribution which is by no means the same as that of their host-plants. The greater part of the information, based upon the observations of ROSTRUP and others, which I am able to give concerning the distribution of the separate species in Denmark cannot claim to be considered entirely satisfactory, the fungi being too small and inconspicuous, too little sought after and too alternating in appearance for that, but I hope that the present list of their finding places may cause others to look for the fungi.

THE FINDING PLACES have all been arranged from north to south and, as far as concerns those from the same altitude, from west to east; first Jutland (J) then Funen (F), Langeland (Lang), Seeland

(S), Amager (Am), Lolland (L), Falster (Falst) and Bornholm (B). As to the species of fungi described by ROSTRUP I have also tried to get information of their distribution in foreign countries.

THE SYSTEMATICAL ORDER I have used is the same as stated by ENGLER & PRANTL: Die natürlichen Pflanzenfamilien, this being the latest work comprising all families of fungi; I have also followed SYDOW's Monograph of Puccinia & Uromyces and, as far as concerns the Erysiphaceae, E. SALMON's Monograph. I must also mention P. MAGNUS' book on the fungi of Tirol as a work which has been of great use to me because it is as extensive as the present one; I have only been more at liberty to insert critical and elucidatory remarks than P. MAGNUS was.

As to the host-bound parasites or saprophytes of the particular families, I have arranged them according to the connection of the host-plants, both because closely connected Phanerogams often have closely connected parasitic fungi and because it is always convenient to the general view to have the species of fungi of one genus found on the same host collected in one place.

The proper place of pleomorphic fungi in such a list may be very disputable; of course not that of Uredinales which are now so well known, but that of all so-called Fungi imperfecti. I have preferred to collect all the fungi furnished with independent names separately in the same way as SACCARDO and RABENHORST have done, with the exception of the conidial forms belonging to Ustilaginales (*Gloeosporium antherarum*, *Paipalopsis* etc.) and those belonging to Erysiphaceae (*Oidium*) and Aspergillaceae which I have stated together with the principal species to which they belong. Rostrup often occupied himself in searching for the proper relation of the higher form of fructification and the fungi imperfecti; and several mycologists are still engaged in finding the hitherto unknown relations. I have made great efforts to find as many reliable statements as possible concerning this matter, thinking, that through analogical forms it might be easy to state to a certain probability whether other connected forms belong to each other or not, when, for instance, a whole series of »species« of *Fusicladium* have been proved to be conidial forms of species of *Venturia* it might be rather probable that all "species" of *Fusicladium* would belong to *Venturia*. By and by when more and more light is thrown on the biology of those fungi, their systematic arrangement will also be altered; at present the Fungi imperfecti are divided only according to the shape and size of their conidia and perithecia; but the time is not far distant when all those which are stages of development of pleomorphic species will be arranged only according to

THIS PAGE IS LOCKED TO FREE MEMBERS
Purchase full membership to immediately unlock this page



Never be without a book!

Forgotten Books Full Membership gives universal access to 797,885 books from our apps and website, across all your devices: tablet, phone, e-reader, laptop and desktop computer

A library in your pocket for \$8.99/month

Continue

*Fair usage policy applies

viz. that FRIES: S. M. should be the starting point for the nomenclature of the fungi, except for the Uredinales, Ustilaginales and Gasteromycetes which date from PERSOON'S SYNOPSIS. It has been no small work to carry through those rules for so many names as are stated here, these rules not having been used before in mycological literature. It has necessitated a closer study of FRIES'S S. M. and PERSOON'S SYN. which I have, therefore, quoted with every separate species. It is to be desired that all mycologists should submit to those rather practical rules so that the question of nomenclature might once be so far settled that it in future should play no greater part than it deserves.

With each species I have also quoted the synonyms used by ROSTRUP or earlier Danish authors in order to facilitate the understanding of their works; as also the names used in RABENHORST'S KRYPTOGAMENFLORA and in SYLLOGE FUNGORUM. Especially in the latter work the same species will often be found under different names.

I have also adopted, what is now common, the spelling of all names of species with small initial letters when they are not derived from names of persons.

THE DANISH NAMES OF THE FUNGI. Although it is not common in systematic works to use or quote the domestic names of fungi I have considered it necessary to state them in the present work which, in several ways, has a historical character. In several of his works ROSTRUP deals with the ancient popular names of the fungi (R. 1875), and he has very often denominated them himself (e. g. R. 69, 83 d, 93 d, 02 a and 04 a); after ROSTRUP F. KØLPIN RAVN and M. L. MORTENSEN have followed in his footsteps giving Danish names to the parasitic fungi when they were mentioned in popular papers. Prior to ROSTRUP, SHUMACHER (26), HORNEMANN (37) and VIBORG (1793) have given Danish names to the fungi; I have, therefore, thought it necessary to quote them here in order that those who may want to use Danish names in the future should not increase the number of them but use the same as have formerly been used for the same species. It must be noticed that JENSSEN-TUSCH who has so enthusiastically (1867) collected the Danish names of plants only mentions very few Danish names of fungi.

PHIAENOLOGICAL OBSERVATIONS have, as far as concerns the fungi, been very much neglected by earlier authors (Schroeter, Bubak and Liro excepted), I have, therefore, stated as many facts in that respect as possible, believing it to be of great importance in different respects.

THE FIRST DISCOVERY. It was always of interest to ROSTRUP to ascertain who first found a certain fungus in this country as also when it was first found; so I have, for many species, stated the day and the year of the discovery and the place which, according to the present information, may be considered the first place where it was found; for most species it is only of interest as a curiosity, as we are obliged to take it for granted that the species was to be found in this country long before that time; still it gives some useful information for instance as to the progress of knowledge of the fungi in the course of time. With regard to a number of fungi, especially those causing damage to cultivated plants we have reliable information stating that they were not found in this country before the stated period (*Sphaerotheca mors uvae*, *Uromyces betae*, *Puccinia malvacearum*, *Monilia crataegi*, *cinerea* & *fructigena*). The dates and the places given are also of further importance in showing how those species of fungi are continuously to be found in the same localities. *Uromyces phyteumatum* was found by ROSTRUP at Klokkedalen near Horsens in May 1885, and I found it in the same place in 1902; J. JEPPESEN (Ranum) found *Puccinia littoralis* at Horsens Fjord in 1876, and it is still found there; C. GAD found *Pseudoplectania nigrella* in a spruce plantation near Viborg Nørresø in February 1884, and I found it in the same plantation in 1906; numerous similar examples are stated in the text.

On the other hand it is often noticed that fungi which have, for some years, been very common will completely or almost completely disappear; see for instance *Puccinia apii*, *Pucc. chrysanthemi* etc.

ABBREVIATIONS AND SIGNS. Where the name of the finder is not stated at the discovery it is to be understood that ROSTRUP himself has found the fungus there.

!Indicates that I have made the discovery.

The names of other finders are either not abbreviated or in the other case indicated by the abbreviations stated on page 26—40.

Day and year after a finding place indicates that this was the first locality where the said fungus was found in Denmark.

As to parts of the country J. means Jutland, F.: Funen, Lang: Langeland, S.: Seeland, Am.: Amager, L.: Lolland, Falst.: Falster, B.: Bornholm.

Concerning abbreviations of references to literature see the end of the book.

Exc. followed by a date indicates that the fungus was found during an excursion of the Botanical Society on the stated day.

Exs. indicates that specimens from the stated locality have been distributed in exsiccati. Fungi from Denmark have been distributed in the following exsiccati:

- Jaap. — Otto Jaap: Fungi selecti exsiccati.
 Kabat & Bubak. — J. E. Kabat & F. Bubak: Fungi imperfecti exsiccati.
 Rbh. — G. L. Rabenhorst: Fungi europaei exsiccati.
 Rehm. — H. Rehm: Ascomyceten.
 Roumeg. — C. Roumeguère: Fungi gallici exsiccati.
 Sydow Phyc. — P. Sydow: Phycomyceten et Protomyceten.
 — Ured. — — : Uredineen.
 — Ust. — — : Ustilagineen.
 Thüm. oec. — F. von Thümen: Herbarium mycologicum oeconomicum.
 — Myc. — — : Mycotheca universalis.
 Vgr. — Tycho Vestergren: Micromycetes rariores selecti praecipue scandinavici.
-

In conclusion I beg to present my heartiest thanks to the Committee of the Carlsberg Fund for the great generosity with which they have supported me during my preparation of the present work and with which they have taken upon themselves to bear all the expenses of its publication.

The Botanical Museum of the University at Copenhagen.

March 1912.

J. LIND.

Phycomycetes.

Chytridineae.

Olpidium.

1. **Olpidium luxurians** (Tom.) Fischer IV²⁹, Syn: *O. diplochytium* Schroet., Syll. VII³¹⁰, *Chytridium pollinis-typhae* Tom., Syll. VII³⁰⁷.

In the pollen of *Picea excelsa*. S. Boserup Skov (^{9/5} 1894 R 96 m); J. in interglacial deposits near Brørup. (Hartz 09¹⁵⁴).

Synchytrium (incl. *Pycnochytrium*).

2. **Synchytrium laetum** Schroeter, Syll. VII²⁹⁰, Fisch. IV⁵⁵.

April—May.

Gagea lutea. F. Ringel, Langkildegaard (^{10/5} 73), Skaarup.

3. **Synchytrium aureum** Schroeter, Syll. VII²⁹⁰, Fisch. IV⁵⁶.

May—July. Rostrup has supposed (85 a) that its spores are spread by means of the water, which fact has, later on, been confirmed by Walter Rytz (07).

Hydrocotyle vulgaris. Falst. Liselund. *Lysimachia thyrsiflora*. J. Søndermølle near Viborg! *Valeriana dioeca*. L. Freilev Mose (C. H. O. see R 99 a²⁵⁴); B. Vallensgaard Mose! (Exc. ^{15/5} 1911). *Cirsium oleraceum*. F. Skaarup (^{16/6} 1874).

4. **Synchytrium globosum** Schroeter, Syll. VII²⁸⁸, Fisch. IV⁶⁰.

June—July.

Viola stagnina. Eskildstrup Sø. Munkebjergby (C. H. O.). *Veronica scutellata* (not "anagallis"). S. Tisvilde Høgn (^{12/7} 1897 see R 99 a²⁵⁴). *Cineraria palustris*. J. Sparkær! (Exs. Syd. Phyc. no 273), Non Mølle! *Senecio vulgaris*. S. Havstokken near Hornbæk.

5. **Synchytrium stellariae** Fuckel, Syll. VII²⁹¹, Fisch. IV⁵².

May—August.

Stellaria media. J. Gaardbogaard (O. R.); F. Skaarup (Exs. Thüm. Myc. no 1313), Storehave near Svendborg (^{28/5} 75).

6. **Synchytrium anemones** (Fries) Woronin, Syll. VII²⁸⁸, Fisch. IV⁶⁰, Syn: *Dothidea anemones* Fries S. M. II⁵⁶³, *Aecidium punctatum*

J. Lind: Danish fungi.

Schum. no 1527 (R 85 g¹⁵⁴), Fl. D. tab. 2217 fig. 2. Prikket Støvskaal (H 37⁹⁰⁶).

April—June, is found both on stalks, leaves and flowers of the host-plants. Very common, noticed from the following localities:

Anemone nemorosa. Læsø. Lunden (C. H. O.); J. Skive! Viborg (Gad.); F. Otterup (1850), Vejstrup Aaskov (R 79²⁰), Skaarup; S. Bidstruphegn! Dronninggaard, Frederiksdal (Raunkiær), Søndermarken (K. M. Lind), Boserup Skov (Thomsen & F. K. R.), Næsbyholm. *Anemone ranunculoides*. S. Hareskov!, Dronninggaard, Herlufsholm (O. R.). *Anemone nemorosa* × *ranunculoides*. F. Vejstrup Aaskov.

7. **Synchytrium mercurialis** Fuckel, Syll. VII²⁸⁸, Fisch. IV⁶¹, Syn: *Aecidium mercurialis* Schum. no 1517 (see R 85 g), Fl. D. tab. 2216 fig. 2.

May—September.

Mercurialis perennis. J. Skive! Klokkedalen and Thingstedholm Skov near Horsens; F. Vejstrup & Klingstrup; Thorseng Vinby; S. Frederikssund Færgelund (E. W.), Dyrehaven (F. K. R.), Roskilde Vesterskov (Thomsen), Tølløse (F. K. R.), Herlufsholm (O. R.); B. Almindingen! (Exc. 15/5 1911).

8. **Synchytrium anomalum** Schroeter, Syll. VII²⁸⁹, Fisch. IV⁵⁹.

May, in the leaves, petioles and flowers.

Adoxa moschatellina. S. Ermelunden; F. Hallingskov near Svendborg (31/5 75).

9. **Synchytrium myosotidis** Kühn, Syll. VII²⁹⁰, Fisch. IV⁵⁴.

May—September.

Myosotis silvatica. F. Skaarup (18/9 1882 C. J. Johanson, Exs. Thüm., Myc. no 2215); Falst. Stubbekøbing.

10. **Synchytrium taraxaci** de By. et Woron., Syll. VII²⁹¹, Fisch. IV⁴⁹.

May—July, not common, but where it is found it generally appears in abundance.

Taraxacum vulgare. F. Ringel; Ærø Rise (Jak. Lge); S. Charlottenlund (F. K. R.); L. Gallemose (22/7 79).

Physoderma (incl. *Cladochytrium*).

After Fischer's (IV¹³⁴) having used the name of *Physoderma* for a subordinate genus of *Cladochytrium* Rostrup (97 m³⁸) drew attention to the fact that the older name of *Physoderma* Wallroth ought to have the preference as name of genus to that of *Cladochytrium*. Later on Lagerheim (98¹¹) also maintained the same argument.

11. **Physoderma maculare** Wallr., Syll. VII³¹⁷, Syn: *Cladochytrium alismatis* Büsg., Fisch. IV¹³⁹, Lit: R 90 e¹⁶¹.

July—August, in the leaves and stems.

Alisma plantago. J. Frederikshavn!, Thorum!, Bjerregrav! (Lind 04); F.

Kirkeby, Skaarup; L. Stensgaard. *Echinodorus ranunculoides*. J. Ferring! Hasse-løv near Æbeltoft (Schjøtz); Samsø (27/7 72 Thomsen).

12. **Physoderma butomi** Schroeter 1882, Syn: *Phys. butomi* Karst. 1888, Syll. IX ³⁶³, *Cladochytrium butomi* Büsg., Fisch. IV ¹³⁶.

July—August; generally all specimens of the host-plant growing in the same place are affected (R 04 a ¹³).

Butomus umbellatus. F. Hindsholm (Otto Møller), between Midskov and Mesinge (Exc. 5/8 95), Kirkeby (19/7 1883); S. Brederød (R 92 g ⁶⁶), Botanisk Have! Landbohøjskolens Have, Skjelskør!; Falst. Stubbekøbing.

13. **Physoderma heleocharidis** (Fuck.) Schroeter, Syll. VII ³¹⁷, Syn: *Cladochytrium hel.* (Fuck.) Büsgen. Fisch. IV. ¹³⁹.

July.

Scirpus paluster. J. Raabjerg Milesøer!; L. Steensgaard (July 77).

14. **Physoderma acetosellae** Rostrup 97 m ³⁷, Syll. XIV ⁴⁴⁷.

Sporae perdurantiae sive globosae 15—25 μ diam., sive ellipsoideae, 30—35 \times 23—26 μ membrana hyalina protoplasmate brunneo farctae, intracellulares, in eadem cellula 1—3. Sporae majores subinde 1—2 appendiculatis ovatis instructae.

Fructibus Rumicis acetosellae deformans.

The ovary is transformed into a cylindrical or somewhat clavate body 3 mm long and 1 mm thick, most frequent in all flowers of the affected plant. As far as I have been able to ascertain it is not found outside Denmark. Is particularly found in July. (Se tab. I).

Rumex acetosella. J. Tolne (V. Schmidt), Tylstrup!, Hobro!, Ærtebølle, Ølgod (E. W.); S. Jonstrup (H. M.), Eremitagesletten (1843 Joh. Lange).

15. **Physoderma deformans** Rostrup 85 a, Syn: *Protomyces anemones* Rostrup (79 ²⁰ nomen nudum).

The host-plant produces gigantic flowers with a conspicuous, stiff and thick perianth. The affected plants remain a long time after the fading of the other anemones; the leaves have broad and stiff laps, a thick and rugged stalk, the flowers amorphously large up to 8 cm. in diameter with green, crimson or white, cartilaginous, stiff perianth suggesting on *Helleborus viridis*. The stamens sterile, red or green, the pistil swollen and monstrous. (R 85 a).

Rostrup adds (1899 a ²⁵⁴) that it is not always easy to find the spores of the fungus in the monstrous anemones, but on leaving the plant for about a week in a damp room an abundant number of spores will generally be found, especially in the thick, pulpy perianth. The spores are globular or thick, ovate, 12—16 μ diameter, with a thick wall and of a pale yellowish colour; the very ramified mycelium is frequently rather strongly developed, with very few cross-walls. (See tab. I).

Klebahn (97) has examined the same deformed anemones, but he did not know *Rostrups* species and was unable to find any fungus.

Anemone nemorosa. J. Skovgaard Krat in Vendsyssel (H. Loft), Loddentot near Horsens (Gelert); F. Slipshavn (C. H. O.), Broholm, Vejstrup Aaskov (1879); Lang. Longelse (Gelert); S. Lyngby Skov near Arresø, Charlottenlund (A. Lge); B. Allinge, Almindingen (Exc. 15/5 1911). *Anemone ranunculoides*. S. Færgelunden, Ordrup Krat, Næsbyholm.

16. **Physoderma tenue** (Nowak.) Karst., Syn: *Cladochytrium tenue* Nowak., Syll. VII²⁹⁵, Fisch. IV¹³⁵.

On the petioles of *Nymphaea*. S. Bøllemose (18/9 02 H. Pet. 09⁴⁰⁸).

17. **Physoderma comari** (Berk. & White) Lgh., Syn: *Doassansia comari* (B. & W.) de Toni, Syll. VII⁵⁰⁶.

Is a very northern species recorded by Rostrup from Iceland ("Physoderma vagans" R 03 b²⁸⁵), and by Lagerheim (98¹¹) and Vleugel (08 b³⁶⁴) from the north of Norway and Sweden; it has also been found a few times in Scotland (Stevenson 79²⁵²) and England (Plowright 89³⁰¹).

Comarum palustre. J. Kannstederne (12/7 03!).

18. **Physoderma myriophylli** (Rostrup) Vgr. Micr. Rar., Syn: *Cladochytrium myriophylli* Rostrup 1905 b³⁰⁵, Lit: F. & W. 09³⁰⁵ c. icon., H. Pet. 09⁴⁰⁸.

On stalks of *Myriophyllum* were found a number of thick, tuberous tumours up to 1 cm. thick, proving to be filled with big, ellipsoidal or — more seldom — spherical, sometimes rounded, polyedric spores; they were furnished with a stratified, brownish-yellow wall 4 μ thick, and its size varied from 25 to 40 μ in length and 20—25 μ in thickness. These spores were partly resting-spores partly sporangia, some of them producing numerous spherical, colourless spores 6 μ in diameter. (R 05).

Ferdinandsen and Winge who have later on examined this fungus more thoroughly (F. & W. 09³⁰⁵ c. icon) have stated that the things called spores by Rostrup are uniform drops of oil. The resting spores remain unchanged the whole winter and are germinating during March—May. The zoospores are 6—8 μ in diameter and are pressed forth through the collum. (See fig. tab. I.)

Myriophyllum verticillatum. S. Carl Sø near Frederiksborg (E. W.), Olstykke Mose (O. R. Exs. Vgr. no 906), Grøft ved Bure Sø (O. R. 17/9 02 and again 03), Ryget Mose (Exc. 30/9 06), Holte (Nic. Hartz), St. Jørgen Sø (abundantly O. R.).

19. **Physoderma hippuridis** Rostrup (92 a⁶³¹), Syll. XI²⁵⁰, Syn: *Cladochytrium hippuridis* de Wildem., Syll. XIV⁴⁴⁸.

Maculae pustulatae, fuscae, 0,5—1 mm diam. Sporae parenchymati

THIS PAGE IS LOCKED TO FREE MEMBERS

Purchase full membership to immediately unlock this page

Know Your Bible

Forgotten Books' Full Membership provides unlimited access to more than 28,000 volumes of Christian literature for \$8.99/month

**HOLY
BIBLE**

Continue

*Fair use policy applies

F. Midskov, Odense, Ringel, Klingstrup Mølle-dam (R 79¹³); S. Bjerre (P. N.), Ulledie (Exc. 28/6 02); L. Stokkemark (7/8 73).

Urophlyctis.

22. **Urophlyctis major** Schroeter, Syll. VII³⁰³, Syn: Cladochytrium majus (S.). Fisch. IV¹⁴¹.

In the leaves of *Rumex acetosa*. F. Skaarup (13/7 83).

23. **Urophlyctis pulposa** (Wallr.) Schroeter, Syll. VII³⁰³, Syn: Physoderma pulp. Wallr., Cladochytrium pulp. Wallr., Fisch. IV¹³⁶, Oedomyces leproides Trabut, R 02 a¹⁷⁸, Physoderma lepr. Lgh., Syll. XIV⁴⁴⁸.

July—Sept., on the leaves and stems of Chenopodiaceae.

Chenopodium glaucum. Amager Fæled. *Chenopodium rubrum*. L. Lidsø (Exc. 4/8 84). *Atriplex hastatum*. J. Astrup in Salling (E. W.); S. Flaskekroen (O. R.), Korsør (Sept. 72. P. N.).

24. **Urophlyctis trifolii** (Passer.) Magnus, Syn: Synchronium trifolii Passer, Urophlyctis bohémica Bubak, Syll. XVII⁵¹⁵, Lit: R 02 a¹⁷⁸, Magnus 02⁸⁹⁶.

Trifolium repens. J. Astrup (6/6 01!).

Ancylistineae.

Myzocyttium.

25. **Myzocyttium proliferum** Schenk, Syll. VII²⁷⁹, Fisch. IV⁷⁴.

On a dead insect floating on water, S. Flaskekroen (C. H. O.)

Saprolegniineae.

Saprolegnia.

26. **Saprolegnia ferax** (Gruit.) Thuret, Syll. VII²⁶⁹, Syn: Sap. Thuretii de By., Fisch. IV³³⁹, ? *Byssus aquatica* Müller, Fl. D. tab. 896.

Common on dead flies, crayfishes, fishes etc. in water.

Aphanomyces.

27. **Aphanomyces levis** de By., Syll. VII²⁷⁶, Fisch. IV³⁵⁸, Aphanomyces-Rodbrand (M. L. M. 11 a).

On skin of *Phryganeae* (H. Pet. 09³⁸⁶), on seed-plants of *Beta vulgaris* common (M. L. M.).

Apodya.

28. **Apodya lactea** Cornu, Fish. IV³⁷⁰, Syn: *Leptomitus lacteus* Agardh, Syll. VII²⁶⁵, *Saprolegnia Libertiae* Kuntze, Syll. VII²⁷⁰.

Covers receptacles and drains of sugar-manufactories with a whitish fleece (R 04 a¹⁶).

Pythium.

29. **Pythium cystosiphon** (Roze & Cornu) Lindst., Syll. VII²⁷¹, Fisch. IV⁴⁰².

Lemna trisulca. Jonstrup Vang (02 O. R.).

30. **Pythium de Baryanum** Hesse, Syll. VII²⁷⁰, Fish. IV⁴⁰³, Kimskimmel (R 86 f & 93 c), Rodbrand (R 04 b⁴⁰⁸), Rodforraadnelse, Sorte Ben (R 76 b³⁸ & 88 n⁴³), Pythium-Rodbrand (M. L. M. 11 a), Lit: F. K. R. 08, J. L. Jensen 94.

Very common in May on seed-plants, but also to be found from February to June. Causes much damage in hothouses and fields, found on many different host-plants.

H. Petersen also records (09³⁹⁵) having found it on a dead caterpillar.

Hordeum sativum. S. Lautrupgaard (8/6 84). *Asparagus officinalis*. Lang. Tranekær (Rasmussen). B. Rønne (R 94 k & 02 a¹⁸⁰). *Fagopyrum esculentum*. S. Lyngby (M. L. M.). *Beta vulgaris*. Common (R 04 b⁴⁰⁸). *Brassica oleracea*. J. Ribe (Simonsen). *Raphanus sativus*. S. Brøndbyvester. *Anthyllis vulneraria*. J. Skern (M. L. M.). *Pisum sativum*. J. Vejle (J. Mortensen). *Trifolium pratense*. J. Marup by Skern (M. L. M.). *Medicago sativa*. J. Varde (M. L. M. 07). *Fuchsia* sp. S. Klampenborg. *Solanum lycopersicum*. S. Roskildevej (Koch).

Peronosporineae.

Berlese (1898) has given an excellent monograph of this group furnished with splendid pictures.

Cystopus.

31. **Cystopus lepigoni** de By., Syll. VII²³⁶, Fisch. IV⁴²⁰, Syn: *Albugo lep.* (de By.) Ktze (91).

June—Sept., concerning its fecundation see Ruhland (1903).

Lepigonum marinum. F. Fyenshoved; S. Flaskekroen; L. Rødbyfjord (29/7 78). *Lepigonum salinum*. J. Hou 1; F. Magaard; Thorseng; Thurø; S. Frederikssund, Charlottenlund; L. Lidsø (Exc. 4/8 84), Rødby (29/7 78).

32. **Cystopus bliti** (Biv.) Lév. Syll. VII²³⁶, Fisch. IV⁴²².

Amarantus retroflexus. Am. Kløvermarken 20/9 84 (H. M.).

33. **Cystopus candidus** Lév., Syll. VII ³³⁴, Fisch. IV ⁴¹⁸, Syn: *Uredo candida* Pers., Schum. no 1576, Hvid Brandstøv (H. 37 ⁹¹²), Korsblomsternes Hvidrust (R 71 ⁷⁹, 04 a ²⁰⁸ c. icon. & 02 a ²¹), Lit: R 93 c ³⁹ c. icon., Lind 10 k.

Very common, but to a different degree on the different host-plants; even within the limits of the same species of host-plants a difference as to the susceptibility may be found; I have, for inst., seen fields of *Roripa armoracia* consisting of a mixture of two varieties; one variety was always affected the other not at all. Rostrup was of the same opinion (88 a ³⁸⁹) as de Bary that the plants could only be infected on quite a young stadium, this has later on been confirmed from an other side (Eberhardt 04). A. Hansen (88) has noticed that one lot of cabbage-plants in their second year was quite destroyed by *Cystopus* while a second lot was not infected at all; the same case has been observed by me near Stege where this fungus completely prevented cultivation of *Brassica oleracea* for seeds; the owner told me that the groups of white conidia broke forth simultaneously on all plants every year in the beginning of August.

Melhus has recently (11) experimented with this species. He states that the leaves of the host are as susceptible to conidia of *Cystopus* as the cotyledons are. And also that there may exist more biological species of *Cystopus candidus* on the crucifers. It was not possible to infect more than 50 % of the cotyledons or leaves of *Sinapis alba* with conidia from *Raphanus*. And less than 1 per cent of the *Brassica*-plants inoculated became infected.

Closer observations of the biology of this fungus are badly wanted.

It may be found from May to October. The oldest specimen of the collection of Rostrup is from June 1861. It is curious that neither Rostrup nor anyone else has been able to find it in this country on *Thlaspi arvense*.

Draba incana. J. Løgstør! (Exc. ^{25/7} 1910). *Cochlearia officinalis*. J. Løgstør!. *Berteroa incana*. F. Espe! Klingstrup. *Roripa armoracia*. (R 93 k ¹⁹⁰) common. *Camelina linicola*. F. Ringel. *Capsella bursa pastoris* common. *Teesdalia nudicaulis*. J. Bustrup!, Bruunshaab!, Feldborg; F. Skaarupør; Thorseng, Bregninge; Falst. Bøtø. *Lepidium campestre*. S. Aamose, Øgaard!. *Lepidium perfoliatum*. Am. Kløvermarken. *Coronopus Ruelii*. Am. Fælled; L. Nysted Gader; B. Svaneke (R 06 dd ³⁷²). *Cardamine pratensis*. Am. (O. R.). *Conringia orientalis*. J. Dvergetved! S. Landbohøjskolens Have. *Turritis glabra*. F. Ringel, Vejstrup Aaskov, Skaarup. *Arabis arenosa*. J. Vilsted by Løgstør!. *Arabis alpina*. S. Søllerød! Botanisk Have (E. W.). *Stenophragma thalianum*. F. Ringe! Klingstrup; S. Roskilde (C. Thomsen). *Alliaria officinalis*. J. Skive!. *Barbarea lyrata*. F. Dalum (Jak. Lge), Ringel. *Sisymbrium officinale*. J. Silkeborg; F. Svendborg; S. Stavnsholt!, Masnedsund; Am. Kløvermarken; B. (R 06 dd ³⁷²). *Sisymbrium sinapistrum*. J. Aalborg (Uhrenholt); S. Gl. Kalkbrænderivej; Amager. *Sisym-*

brium sophia. Læsø!; S. Stavnsholt! (Exs. Sydow no 270), Flaskekroen, Roskilde, Masnedsund; B. Nexø (R 06 dd ³⁷²). *Sisymbrium silvestre*. B. Aarsdal. *Brassica campestris, napus, oleracea* common in the gardens (R 88 n ⁴¹). *Sinapis arvensis*. S. Frederiksholm, Damhuset; L. Stensgaard. *Sinapis alba*. J. Virklund. *Raphanus raphanistrum*. J. Sæby, Skive!; S. Helenes Kilde (R 99 a ²⁵⁶); B. Rø. *Raphanus sativus*. S. København!, *Raphanus caudatus*. S. Landbohøjskolens Have. *Raphanus gayanus*. S. Botanisk Have (O. R.). *Cakile maritima*. J. Frederikshavn (V. S.).

34. **Cystopus cubicus** Lév., Syn: *Cyst. tragopogonis* Schroet. Syll. VII ³³⁴, Fisch. IV ⁴²¹, Syn: *Uredo tragopogi* Pers., *Albugo trag.* (Pers.) Gray, *Uredo scorzonerae* Pers. Schum. no 1541, *Cystopus spinulosus* de By., Syll. VII ²³⁵, *Schorzonerens Brandstøv* (H 37 ⁹⁰⁸), *Kurvblomsternes Hvidrust* (R 02 a ²⁰⁹ & 04 a ²²).

May be found in April—Oktober, but most common in June—August; is rarely sought in vain, common in gardens and fields.

Carduus crispus (hosp-nov.). J. Øster Teglgård by Viborg (Gad). *Cirsium oleraceum*. F. Ryslinge! Vejstrup Aaskov. *Cirsium lanceolatum*. F. Skaarup. *Cirsium palustre*. J. Harrestrup; F. Skaarup, Bjørnemose. *Cirsium arvense*. J. Understed! Vosnæs; F. Bakkehuset, Klingstrup, Vejstrup Aaskov; S. Valby, Glostrup. *Centaurea scabiosa*. J. Aalborg (F. K. R.), Daugaard!; F. Bjørnemose; S. Odsherreds Klint, Landbohøjskolens Mark; Falst. Virket! (Exc. ^{24/6} 11). *Filago minima*. J. Viborg (Gad), Nørhule by Horsens (Jeppesen); F. Ryslinge!. *Filago arvensis*. J. Nørhule (Jeppesen); F. Ryslinge!, Bjørnemose; Thorseng Bregninge. *Filago germanica*. F. Ringel, Skaarup (Exc. Thüm. mycot. No. 1919). *Gnaphalium uliginosum*. F. Klingstrup. *Artemisia vulgaris*. J. Skive!, Randers; F. Hamdrup (Jak. Lg.), Kværndrup, Trolleborg. *Chrysanthemum parthenium*. Fænø; F. Ø. Aaby, Holmdrup, Skaarup. *Inula salicina*. S. Flaskekroen (R 99 a ²⁵⁵). *Scorzonera humilis*. J. St. Vildmose, Skive!; S. Jonstrup Vang. *Scorzonera hispanica* very common in the gardens. *Tragopogon pratensis*. J. Borrevold, Randers; F. Skaarup; S. Brede (Rützou), Landbohøjskolens Mark, Herlufsholm (O. R.); L. Stensgaard. *Tragopogon porrifolius*. F. Svendborg; Sj. Botanisk Have (E. W.), Stubberup; L. Christianssæde (Exc. ^{4/8} 84), Vesterborg; Falst. Stubbekøbing.

Phytophthora.

35. **Phytophthora omnivora** de By., Fisch. IV ⁴¹², Syn: *Phyt. cactorum* (Cohn & Lebert) Schroet., Syll. VII ²³⁸, *Phyt. fagi* Hartig, Kimbladskimmel (R 89 a ²⁶ c. icon), Kimskimmel (R 04 a ²¹).

Is found on seed-plants of all species of Phanerogames especially during June—September, but also on full-grown plants (*Cattleya* and *Helleborus*), and if so it may be found in any season. Rostrup interested himself much in this fungus (R 80 a ^{168—170}, 83 d ^{296—299} & 02 a ¹⁸²), which often causes great damage to the cultivated plants. In “Nordskoven” near Sorø 43575 young beech-plants destroyed by this fungus were rooted up. Rostrup considers it likely that a man may carry with him

the Oospores in the earth sticking to his boots. Mice may also spread infection.

Abies alba. J. Vindum Skov near Viborg (Gad). *Pinus montana*. J. Svinekløv (J. P. Bang). *Cattleya labiatae*. S. Holte (A. P. Lier). *Fagus silvatica* common, f. inst. J. Sofienlund (Rosenkrantz); F. Hofmansgave (Aug. 78), Brændeskov; S. Kongsøre (Kofoed), Farum Lillevang (Bonnievie), Sorø Nordskov (R. Leth), Thurebylund. *Helleborus niger*. S. Valby (N. Jensen).

36. **Phytophthora infestans** (Mont.) de By., Syll. VII ²³⁷, Fisch. IV ⁴¹³, Syn: *Peronospora inf.* (Mont.) Caspary, Kartoffelsvampen (R 82 b ³, P. N. 73 a & 76 c, la Cour 67), Kartoffelfarsoten (R 71 ⁷⁴⁻⁹³), Kartoffelskimmel (R 93 c c. icon. & 02 a ¹⁸⁶, Lind & Ravn 10 ⁶¹ c. icon.), Lit: Ørsted 63 c c. fig., Dybdahl 76 a, R 94 i.

It is particularly found during the months of July to September; its propagation depends very much on the weather, in some summers (f. inst. 1911) it was hardly to be found; in other — more damp — summers it caused great damage f. inst. 1844, 88, 91, 94, 1903 & 07 (F. K. R. 09). It was first found in this country in 1841 (Fjeldstrup 44), but it was not until the years 1844 & 45 that it became conspicuous in this country as well as in other European countries (see R 84 d & J. L. Jensen 87 a).

J. L. Jensen in particular deserves great credit for having studied its propagation and control; he recommended a special hilling of the earth round the base of the plants to prevent the conidia from penetrating to the tubers. He wrote many treaties on this subject. These made a great sensation on account of their being the first attempts on a prevention of this scourge. Later on he also tried to disinfect the tubers by means of hot water (40°) which attempt was quite successful, but this method is not of practical use. During the later years other preventatives have been used (see F. K. R. 10 a). Rostrup has requested the assistance of the legislators for prevention of the disease (R 92 c).

Solanum tuberosum common in gardens and fields. On forced potatoes in hot-beds it has been found as early as the end of March (J. Rosenvold Th. Jørgensen). *Solanum laciniatum*. S. Landbohøjskolens Have; L. Fuglsang (Thomsen). *Solanum lycopersicum*. F. Odense (Jak. Lge 88), Sorø (Gram) and many other places. Most frequently only the fruits are affected, the leaves, however, may be so when the plant is not pruned, and the leaves have their natural shape and size. *Datura metel*. S. Landbohøjskolens Have (R 92 b ³³¹ & 92 g ⁶⁵).

37. **Phytophthora syringae** Kleb. (09 c. icon), Syn: *Phloeophthora syringae* Kleb. (06 b.)

Common on *Syringa vulgaris* var. *cult.* both in J. and S. causing great damage in the nurseries (Lind 10 h).

Sclerospora.

38. **Sclerospora graminicola** (Sacc.) Schroet. 89²³⁶, Syll. VII²³⁸, Fisch. IV⁴³⁷, Syn: *Peronospora setariae* Pass., Skærmaksskimmel (R 04 a¹⁷), Lit: Ruhland 03.

Setaria viridis. F. Skaarupør (25/7 83).

Plasmopara.

39. **Plasmopara pygmaea** (Ung.) Schroet., Syll. VII²⁴⁰, Fisch. IV⁴³⁰, Syn: *Peronospora pygmaea* Unger, Anemoneskimmel (R 02 a¹⁹⁹ & 04 a¹⁸).

May-June. The mycelium is certainly perennial in the roots of the plant (Stewart 10³⁵³).

Anemone nemorosa, very common, for instance F. Vejstrup Aaskov (R 79²⁰); B. Almindingen (Exc. 15/5 11). *Anemone nemorosa* × *ranunculoides*. F. Vejstrup Aaskov. *Anemone ranunculoides*. F. Vejstrup Aaskov (R 79²⁰), Skaarup; S. Hammer! (Exs. Sydow no 263); B. Almindingen (Exc. 15/5 1911). *Hepatica triloba*. S. Høve (Th. Leth).

40. **Plasmopara viticola** (Berk & Curt.) Berlese & de Toni, Syll. VII²³⁹, Fisch. IV⁴³⁵, Syn: *Peronospora vitic.* Caspary, Vinstokskimmel (R 02 a¹⁹⁹). Lit: Anonym 83, Lind 09 c & 10.

Although it has been known in Europe since 1878 and was found in Norway 1892 (Wille 93) it was not found in Denmark until the last year of Rostrup's life; since then I have found it in four different places, every time in rather great abundance occupying every leaf of the affected vines. Each time it has disappeared again; it seems as if it is unable to hibernate in this country.

Vitis vinifera. J. Kolding!; F. Dalum (Jak. Lge); S. Landsgrav!; Falst. Nr. Alslev!, Hanenov Skovridergaard (6/9 06).

41. **Plasmopara pusilla** (de By.) Schroet., Syll. VII²⁴¹, Fisch. IV⁴²⁸, Syn: *Plasmopara geranii* (Peck) Berlese & de Toni, Syll. VII²⁴².

July—Sept., in the leaves.

Geranium pratense. F. Oxendrup (12/7 80). *Geranium silvaticum*. B. Almindingen (R 06 dd³⁷².)

42. **Plasmopara obducens** Schroeter, Syll. VII²⁴², Fisch. IV⁴³⁴, Balsamineskimmel (R 04 a¹⁸).

Impatiens noli tangere. F. Vejstrup Aaskov (5/5 80 Exs. Thümen Myc. No 1918), Skaarup.

43. **Plasmopara epilobii** (Otth.) Schroeter, Syll. VII²⁴³ & XIV⁴⁶⁰, Fisch. IV⁴³⁴, Syn: *Peronospora ep.* Rabenh., Dueurtskimmel (R 04 a¹⁹).

Epilobium parviflorum. B. Almindingen (12/8 86).

44. **Plasmopara nivea** (Unger) Schroeter, Syll. VII²⁴⁰, Fisch. IV⁴²⁹, Syn: *Peronospora nivea* Unger, Skærmpfanternes Bladskimmel (R 93 c³⁹), Skærmpfanteskimmel (R 02 a¹⁹⁸ & 04 a¹⁹, Lind & Ravn 10⁷⁴).

Very common; may be found from May to Oct., is much favoured by the naked snails.

Sanicula europaea. F. Holmdrup. *Aegopodium podagraria* very common. *Apium graveolens* common in the gardens, Rostrup (02 a¹⁹⁹) has found Oospores in the tubers. *Sium latifolium* common. *Conium maculatum* common. *Anthriscus silvester* & *cerifolium*. *Angelica silvestris* common. *Levisticum officinale*. F. Skaarup. *Pastinaca sativa*, *Selinum carvifolium*. S. Præstø!. *Peucedanum paludosum* J. Sæby; F. Kirkeby!, Skaarup; S. Gammellose (R 06 cc³⁵⁶). *Daucus carota*. J. Dommerby! F. Skaarup. *Laserpitium latifolium*. S. Jonstrup Vang.

45. **Plasmopara densa** (Rabh.) Schroeter, Syll. VII²⁴³, Fisch. IV⁴³¹, Syn: *Peronospora densa* Rabh., Skjallerskimmel (R 04 a¹⁹).

June—August, concerning its fecundation see Ruhland 03. Very common on all the below-mentioned host-plants:

Odontites simplex, *Odontites rubra*. L. Stensgaard (Aug. 1871), *Euphrasia officinalis*, *Euphrasia brevipila*. J. Astrup (E. W.), *Alectorolophus major* & *minor*, *Pedicularis palustris*. St. Vildmose.

Bremia.

46. **Bremia lactucae** Regel, Syll. VII²⁴⁴, Fisch. IV⁴⁴⁰, Syn: *Peronospora lactucae* Rostrup (04 a²¹), *Peronospora gangliformis* de By., Salat-skimmel (R 02 a²⁰⁰ & 04 a²¹).

Very common; may be found from May to Octob., most frequently, however, in July.

Lappa officinalis. F. Klingstrup; S. Lyngby!. *Lappa tomentosa*. S. Orsløv (P. N.). *Lappa glabra*. F. Skaarup (28/8 71). *Cirsium arvense*. Skaarup, S. Svebølle!. *Cirsium oleraceum*. F. Skaarup. *Centaurea jacea*. F. Skaarup. *Centaurea cyanus*. J. Horsens!; F. Skaarup; L. Stensgaard. *Artemisia vulgaris*. J. Hjørring!. *Chrysanthemum segetum*. S. Lyngby! (hosp. nov., no parasitic fungus has hitherto been found on this common plant). *Senecio vulgaris* very common. *Lampsana communis*. J. Skive!; F. Skaarup and more other places; may easily be mistaken for *Ramularia lampsanae* Sacc. *Sonchus oleraceus*. J. Odden!; L. Stensgaard. *Hieracium aurantiacum*. S. Landbohøjskolens Have, Vestre Kirkegaard. *Hieracium pilosella* × *pratense*. F. Skaarup. *Hieracium rigidum*. J. Odden Skov!. *Hieracium danicum*. S. Ørsløv (P. N.). *Crepis tectorum*. F. Holmdrup; S. Jægersborg; L. Stensgaard. *Crepis paludosa*. J. Viborg!; F. Skaarup. *Taraxacum vulgare* (hosp. nov.). S. Lystrup! Bidstrup!. *Lactuca sativa* very common in the gardens (Dybdahl 77⁴⁷⁷). *Lactuca alnifolia*. S. Landbohøjskolens Have. *Lactuca scariola*. S. Botanisk Have. *Leontodon auctumnalis*. J. Krabbesholm Skov!. *Picris hieracioides*. F. Vejstrup Aaskov. *Tragopogon porrifolius* (hosp. nov.). S. Koldemosegaard! Runddelen!.

THIS PAGE IS LOCKED TO FREE MEMBERS
Purchase full membership to immediately unlock this page



Never be without a book!

Forgotten Books Full Membership gives universal access to 797,885 books from our apps and website, across all your devices: tablet, phone, e-reader, laptop and desktop computer

A library in your pocket for \$8.99/month

Continue

*Fair usage policy applies

common f. inst.: J. Gaardbogaard; F. Vejstrupgaard (July 61); S. Gammellose, Charlottenlund, Emdrup, Hammer!; Møen Liselund. *Scleranthus annuus*, common. *Lepigonum campestre*. S. Frederiksværk, Geelskov. *Lepigonum salinum*. Thorseng; S. Præstø!, L. Lidsø (Exc. ^{4/8} 84).

52. **Peronospora arenariae** (Berk.) de By., Syll. VII ²⁴⁷, Fisch. IV ⁴⁴⁹; Sandvaanerskimmel (R 04 a ¹⁷).

April—June, common.

Moerhingia trinervia. F. Kværndrup, Skaarup; S. Boserup (C. Thomsen). *Arenaria serpyllifolia*. F. Nyborg!, Holmdrup (^{2/6} 73).

53. **Peronospora obovata** Bon., Syll. VII ²⁵², Fisch. IV ⁴⁵⁷, Spergelens Bladskimmel (R 93 c ³⁹), Spergelskimmel (R 02 a ²⁰⁷ & 04 a ¹⁷).

On stems and leaves of *Spergula arvensis*, very common in June—Octob.

54. **Peronospora dianthi** de By., Syll. VII ²⁴⁷, Fisch. IV ⁴⁴⁹, Nellike-skimmel (R 04 a ¹⁷).

June—Sept.

Agrostemma githago. J. Skive!, Viborg!; S. Ballerup, Landbohøjskolens Mark, Orsløv (^{9/7} 79 P. N.), Nysø, Hammer (Jak. Lge.). *Melandrium album*. F. Vejstrup Aaskov. *Melandrium rubrum*. F. Vejstrup Aaskov. *Silene vinosa*. S. Vallensbæk Mose.

55. **Peronospora farinosa** (Fries) Keiszler, Syn: *Botrytis farinosa* Fries S. M. III ⁴⁰⁴, *Per. effusa* (Grev) Rbh., Syll. VII ²⁵⁶, Fisch. IV ⁴⁶⁷, Spinatskimmel (R 02 a ²⁰⁷ & 04 a ¹⁷), Lit: Zahlbruckner II ²²⁹ (nomenclature).

June—September, common on the leaves of many species of Chenopodiaceae.

Chenopodium polyspermum. F. Skaarup, L. Stensgaard. *Chenopodium bonus Henricus*. F. Hesselager; Thorseng, Bregninge; G. Jungshoved. *Chenopodium hybridum*. F. Odense. *Chenopodium album*. J. Dvergetved (V. S.), Frederikshavn (M. L. M); F. Skaarup (^{3/6} 70); S. Vesterfælled, Roskilde. *Chenopodium glaucum*. J. Aarhus!. *Spinacia oleracea*. J. Skive!; F. Odense; S. Snedinge (P. N.), Frederiksberg; Falst. Stubbekøbing. *Atriplex hortense f. sanguinea*. S. Landbohøjskolens Have. *Atriplex litorale*. F. Lundeborg. *Atriplex patulum*. L. Pederstrup, Stensgaard; Falst. Stubbekøbing. *Atriplex hastatum*. J. Aalborg (F. K. R.). F. Hofmansgave.

56. **Peronospora Schachtii** Fuckel, Syll. IV ²⁶², Fisch. IV ⁴⁵⁹, Syn: *Per. betae* (P. N. 74 a ³⁰²), Bedens Bladskimmel (R 93 c ³⁵ & 04 b ⁴⁰⁸), Bedeskimmel (R 02 a ²⁰³ c. icon & 04 a ¹⁷).

Rostrup records (94 e) that it hibernates in the bud of the mangolds (*Beta vulgaris rapifera*) which are stored in a pit during winter to be planted again the following spring for the cultivation of seed (see also F. K. R. 07 a ³⁰³). It may be found on the new leaves in May (R 78).

P. Nielsen mentions it (74 a ³⁰²) as an enemy which has not yet made its way into this country. It was first found in this country on wild Beta in the Isle of Samsø and on cultivated Beta near Roskilde 1888 (R 89 j ⁷⁴⁶).

Beta maritima. Samsø Koldby Kaas (Exc. ^{26/7} 87); Lang. Bagenkop (C. H. O.); S. Refsnæs & Saltbæk (Exc. ^{16-17/6} 00 see E. W. 06), Landbohøjskolens Have. *Beta vulgaris rapifera*. S. Rødevejrmøllegaard (^{5/10} 88 Helweg), Tranderupgaard (Chr. Jespersen), Tystofte (P. N.); L. Nakskov (F. K. R.), common in the seed-growing parts of the country.

57. **Peronospora ficariae** Tul., Syll. VII ²⁵¹, Fisch. IV ⁴⁷², Ranunkel-skimmel (R 04 a ¹⁸).

The mycelium of the fungus penetrates the whole of the host-plant; it is common early in the spring (March—April) and will never be looked for in vain in stocks of *Ranunculus ficaria*, *repens* etc.

Ranunculus lingua. J. Skive!. *Ranunculus flammula*. J. St. Vildmose, Klitmøller. *Ranunculus acer*. F. Skaarup; B. Hammershus. *Ranunculus lanuginosus*. J. Boller. *Ranunculus repens*. J. Skive! F. Brændeskov, Skaarup (May 74) and many other places. *Ranunculus bulbosus*. S. Vasebækgaard (M. L. M.). *Ranunculus ficaria* common. *Myosurus minimus* (Per. *myosuri* Fuck.). J. Viborg!.

58. **Peronospora pulveracea** Fuck., Syll. VII ²⁶¹, Fisch. IV ⁴⁸², Nyserodskimmel (R 02 a ²⁰⁷ & 04 a ¹⁹).

It is much like the preceding one in its manner of development; the leaves of the affected plants grow small and scrubby, the whole of their under-side covered by the conidiophora of the fungus, they are unable to blossom. It is not rare in nurseries and causes much damage there. (R 02 m & 03 g). May be found from May to September.

Helleborus viridis. J. Viborg!, Aarhus (^{3/5} 94 Weber see R 96 m ¹²⁶), Bygholm (Chr. Jensen), Fredericia.

59. **Peronospora arborescens** (Berk.) de By., Syll. VII ²⁵¹, Fisch. IV ⁴⁶³, Valmueskimmel (R 02 a ²⁰⁷ & 04 a ¹⁸).

April—October.

Papaver somniferum. S. Landsgrav (H. Knudsen). *Papaver rhoeas*. F. Ringe!, Nyborg; S. Skelskør (Exc. ^{22/6} 07). *Papaver dubium* & *argemone* very common.

60. **Peronospora affinis** Rossm., Syll. VII ²⁵¹, Fisch. IV ⁴⁶⁵, Jordrøgskimmel (R 04 a ¹⁸).

The mycelium of the fungus penetrates the whole of the host-plant or parts of it. The affected plants are lower in growth, more ramified, and have a tendency towards forming witches-brooms (R 85 a).

June—September.

Fumaria officinalis. J. Viborg!; F. Skaarup; S. Lyngby, Øresundshøj, Charlottenlund (O. R.), Ørsløv (June 75 P. N.); L. Stensgaard (O. R.).

61. **Peronospora corydallis**; de By., Syll. VII ²⁵⁰, Fisch. IV ⁴⁷⁸, Syn: Per. bulbocapni Beck, Syll. VII ²⁶³, Lærkesporeskimmel (R 04 a ¹⁸).

A. Fischer unites Per. corydallis and bulbocapni while Saccardo considers them separately. F. Bubak has subjected them to a renewed examination (03) and considers them well separated species, while O. Jaap (10 ²) again will unite them. I have examined the material in hand, but I can find no constant differences between the two supposed separate species, the length of the conidies of all the specimens examined varies between 20 and 28 μ and their width between 15 and 24 μ . Rostrup (04) even unites them with Per. affinis.

Corydallis cava. F. Bjørnemose, Vejstrup Aaskov (¹³/₅ 71), V. Skerninge (Jak. Lge); S. Lellinge (C. H. O.), Næsbyholm, Hammer!, Oringe (Gad); B. Svaneke (Exc. ¹⁵/₅ 11). *Corydallis intermedia*. J. Krabbesholm Skov!, F. Klingstrup, Vejstrup Aaskov, Skaarup. S. Ermelunden (O. R.). *Corydallis pumila*. S. Charlottenlund (¹⁵/₄ 84 and again ⁷/₅ 96).

62. **Peronospora parasitica** (Fries) Tulasne, Syn: Botrytis parasitica Fries S. M. III ⁴⁰³, Korsblomsternes Bladskimmel (R 93 c ³⁸), Korsblomstskimmel (R 02 a ²⁰³ & 04 a ¹⁸).

Its attack often causes some deformation of the host-plant especially of Matthiola and Cheiranthus. Rostrup also records (85 a) a single specimen of Erophila verna which was so stimulated by the attack of the fungus that it produced 70 flowers.

The fungus also causes damage to the gardens by affecting the seedlings of Brassica. It may be found almost all the year round, often in company with Cystopus candidus.

Erophila verna common. *Cochlearia danica*. F. Magaard. *Roripa armoracia* common. *Camelina linicola*. J. Sahl (Th. Leth), Thorsager; S. Lyngby (M. L. M.); L. Stensgaard. *Capsella bursa pastoris* common. *Lepidium ruderae*. S. Masned-sund. *Cardamine amara*. J. Viborg!; F. Skaarup. *Dentaria bulbifera*. J. Skovsgaard by Viborg!, Kalø Hestehave (J. Christensen Hygum); F. Bjørnemose; Møens Klint (²¹/₅ 97 C. H. O., May 99 Ferdinand, ¹²/₆ 09!); B. Gudhjem (Exc. ¹⁵/₅ 11). *Turritis glabra*. F. Skaarupør; S. Hammer!. *Arabis hirsuta* (hosp. nov.). J. Vivebrogaard!. *Stenophragma thalianum*. F. Skaarup, Svenborg. *Alliaria officinalis*. F. Vejstrup Aaskov. *Barbarea lyrata*. F. Ringel. *Erysimum Cheiranthoides*. F. Lammehave. *Sisymbrium officinale*. J. Skive!, Fannerupgaard; S. København. *Brassica campestris*. J. Mariager; Samsø; S. København. *Brassica napus*. J. Sevel; F. Magaard; S. Landbohøjskolens Mark. *Brassica oleracea* common. (R 81 a ⁹⁴ & 98 p). *Sinapis alba*. S. Lyngby (M. L. M.). *Sinapis arvensis*. S. Damhuset; L. Stensgaard. *Cheiranthus cheiri*. J. Aarhus (Vilh. Petersen); S. København!. *Matthiola annua*. S. København, Glostrup; L. Nakskov. *Raphanus sativus*. S. København; Amager.

63. **Peronospora crispula** Fuck., Syll. VII ²⁵⁰.

Is considered by A. Fischer to be identical with the preceding species. May—August.

Reseda luteola. F. Svenborg; L. Norregaard (¹⁰/₈ 77); B. Svaneke (R 06 dd ³⁷²).

64. **Peronospora violae** de By., Syll. VII ²⁵¹, Fisch. IV ⁴⁶¹, Viol-skimmel (R 04 a ¹⁸).

May—October, rare.

Viola tricolor arvensis. J. Viborg!; F. Dalum (Jak. Lge).

65. **Peronospora lini** Schroet., Fisch. IV ⁴⁵¹, Syn: Per. lini Ellis & Kellerm. Syll. IX ³⁴⁴, Hørskimmel (R 04 a ¹⁸).

The conidiophora of this species does not — as is the case with the other species of *Peronospora* — form thick clusters, but they appear somewhat isolated on the stalks and the leaves; therefore the fungus is very inconspicuous and — as far as I can ascertain — it has only been noticed twice in Europe (by Schroeter near Rastatt in Baden (76 ¹³⁴) and by me) and once in Kansas, U. S. A.

Linum catharticum. F. Ringe (! ^{3/8} 97).

66. **Peronospora conglomerata** Fuck. Syll. VII ²⁵², Fisch. IV ⁴⁷⁵. Storckenæbskimmel (R 04 a ¹⁸).

Rostrup (85 a) has noticed that the affected plants get longer petioles and infundibuliformed leaves. April—June.

Geranium pusillum. F. Skaarup (^{2/6} 83 Exc. Thüm. Myc. no 2217); S. Lyngby!. *Geranium columbinum*. F. Holmdrup. *Geranium molle*. J. Viborg!; F. Brudager (^{14/6} 73); S. Dronninggaard (F. K. R.). *Erodium cicutarium* (Per. erodii Fuckel). J. Hald by Viborg!.

67. **Peronospora chryso splenii** Fuck., Syll. VII ²⁵³, Fisch. IV ⁴⁶⁴, Milturtskimmel (R 04 a ¹⁸).

April—May.

Chryso splenium alternifolium. J. Krabbesholm Skov!, Lee Skov!; F. Klingstrup (^{1/5} 70); B. Bobbeaa (Exc. ^{15/5} 11).

68. **Peronospora sparsa** Berk., Syll. VII ²⁶³, Fisch. IV ⁴⁶⁴, Rosens Bladskimmel (R 96 c), Rosenskimmel (R 04 a ¹⁹), Lit: R 84 i, 98 g, 00 h, 02 k.

It is only found on cultivated roses in hot-houses, which fact is quite in accordance with the supposition that it originates from India (R 88 n ⁴³); Rostrup has described the oospores (02 a ²⁰¹) which he found in May 1900 and which have apparently been found nowhere else before; they are 30—34 μ in diameter, yellow and surrounded by a brown, stratified and folded wall 6—7 μ thick. The fungus which has been known in England since 1862 and found in Germany 1876 (Wittmack 77) was first noticed in Denmark in May 1884 (R 94 h).

Rosa indica culta. J. Aalborg, Ringkøbing, Hobro, Horsens; F. Odense (^{8/5} 84); S. Søborg, Vanløse etc.

69. **Peronospora rubi** Rabenh., Syll. VII ²⁶³, Brombærskimmel (R 04 a ¹⁹).

J. Lind: Danish fungi.

Is considered by A. Fischer (IV⁴⁷³) to be identical with *Per. potentillae* de By.

Rubus fruticosus. S. Fredensborg (1/9 94 & 30/8 95 see R 96 m¹²⁶).

70. ***Peronospora potentillae*** de By., Syll. VII²⁵³, Fisch. IV⁴⁷³, Potentilskimmel (R 04 a¹⁹).

May—October, rare.

Potentilla reptans. S. Slagelse!. *Geum urbanum*. J. Knivholt Skov!. *Alchimilla vulgaris* (= *Peronospora alchimillae* Otth. Syll. XIV⁴⁵⁸), is most frequently found in company with *Uromyces alchimillae*. Jonstrup, Charlottenlund (Oct. 88 Joh. Lange, again 25/5 11!). *Alchimilla alpestris*. S. Jægersborg!. *Agrimonia eupatoria*. S. Snedinge (74) & Orsløv (P. N.).

71. ***Peronospora viciae*** (Berk.) de By., Syll. VII²⁴⁵, Fisch. IV⁴⁵⁴, Vikkens Bladskimmel (R 93 c³⁸), Vikkeskimmel (R 02 a²⁰⁵ c. icon & 04 a¹⁹, Lind & Ravn 10⁷²).

May—August.

Ornithopus perpusillus. J. Flyndersø!; F. Knarreborg; Thorseng Bregninge. *Vicia hirsuta*. F. Holmdrup; S. Fredensborg, Espe (F. K. R.). *Vicia tetrasperma*. L. Sundby, Christianssæde Skov. *Vicia cracca*. J. Skive!; L. Lidsø. *Vicia villosa*. S. Lyngby (M. L. M.), Næstved (F. K. R.) etc. *Vicia sepium*. J. Krabbesholm Skov!; F. Vejstrup Aaskov. *Vicia sativa*. F. Vejstrup Aaskov; L. Vesterborg. *Vicia angustifolia*. J. Skive!, Viborg!. *Vicia lathyroides*. J. Skive!. *Pisum sativum*. Common in the gardens. J. F. (Skaarup 13/6 71), S. L. etc. *Pisum arvense*. J. Tylstrup!. *Lathyrus pratensis*. F. Klingstrup. *Lathyrus silvester*. J. Horsens!, F. Vejstrup Aaskov, Trolleborg; S. Vejenbrød (R. Fejlberg); L. Grønegade. *Orobus tuberosus*. J. Viborg!; S. Brede. *Orobus niger*. F. Svenborg.

72. ***Peronospora trifoliorum*** de By., Syll. VII²⁵², Fisch. IV⁴⁵⁷, Kløverens Bladskimmel (R 93 c³⁷ c. icon). Kløverskimmel (R 02 a²⁰⁵ c. icon & 04 a¹⁹).

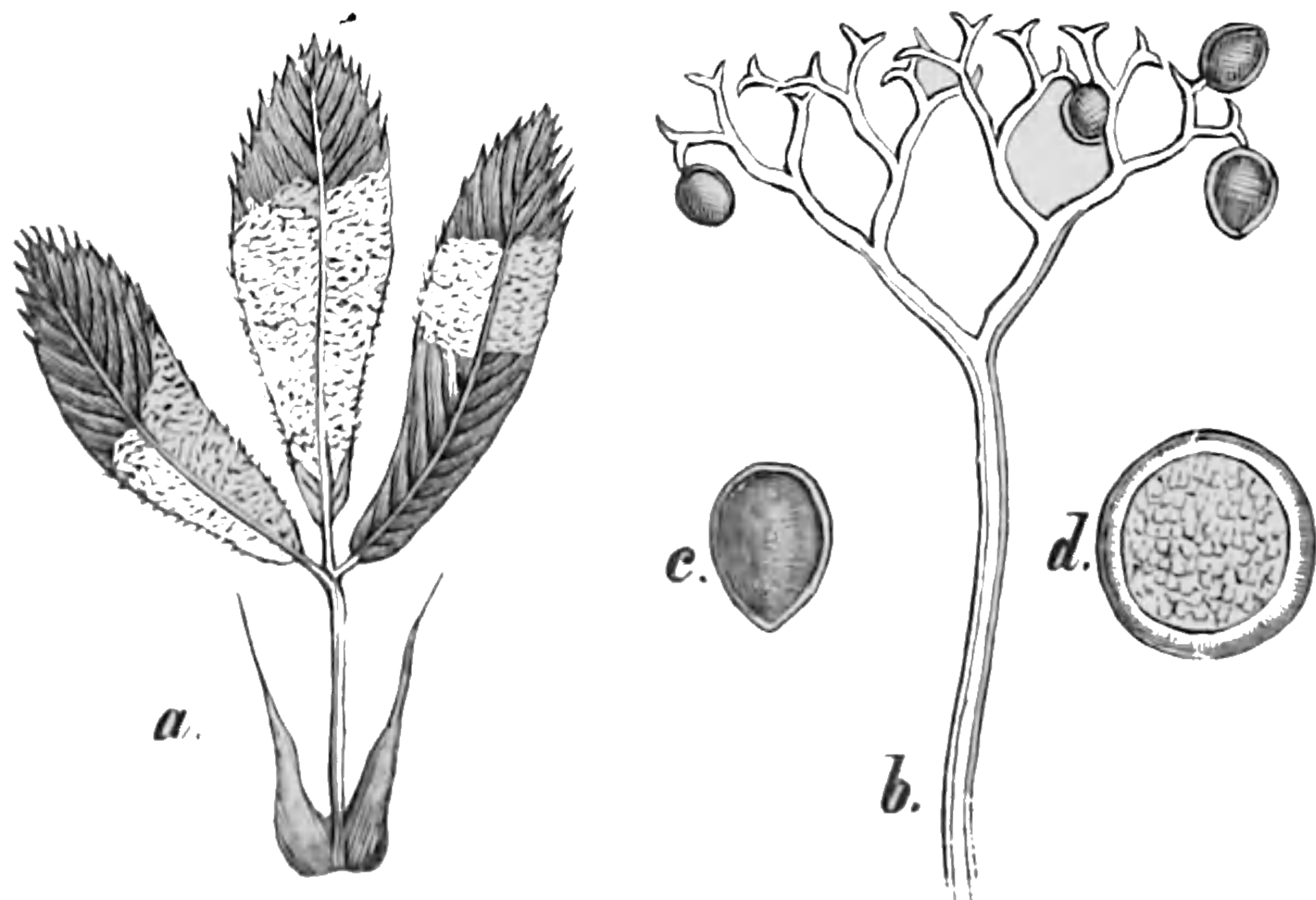


Fig. 2.

a, Leaf of *Medicago sativa* with *Peronospora trifoliorum*. b, conidiophore with conidia. c, a single conidium $\frac{500}{\mu}$. d, oospore $\frac{500}{\mu}$.

Rostrup has observed that the disease attacks plants, grown from seeds of foreign origin (America) more than plants from home-cultured seeds, particularly as far as concerns *Medicago sativa* (R 86 d³¹⁷ & 94 e). Rostrup has found oospores in its hollow rhizome.

Melilotus officinalis. F. Bjørnemose; Falst. Korselitse. *Trifolium procumbens*. S. Tisvilde Hegn. *Trifolium minus*. J. Skive!. *Trifolium repens*. Common f. inst. Skaarup ^{10/6} 70. *Trifolium hybridum* f. inst. Orsløv (P. N.). *Trifolium arvense*. F. Ulkendal; S. Rørvig, Tisvilde Havstok. *Trifolium striatum*. J. Skive!, Fredericia Vold (Jak. Lge). *Trifolium incarnatum*. S. Ørsløv (P. N.). *Trifolium pratense* common (Rostrup has found the attack of the fungus often causing the affected plants to form several quartered or quinquepartite leaves). *Trifolium medium* common. *Trifolium alpestre*. S. Jonstrup Vang. *Medicago sativa* common. (M. L. M. 07 ¹³²). *Medicago lupulina*. S. København. *Lotus corniculatus*. J. Skagen (Exc. ^{17/7} 96), Gaardbogaard; S. Ruderhegn (C. H. O.). *Lotus uliginosus*. J. Viborg!.

73. **Peronospora ononidis** Wilson 10 ¹⁸⁶.

The form on *Ononis* is by Rostrup (in herbario) called *Peronospora ononidis* R., but in Thümen's Mycot. No. 616 it is called *Per. viciae* and Fischer calls it *Per. trifoliorum*.

Ononis spinosa. F. Skaarup (June 76 Exs. Thümen mycot No. 616), Svenborg (^{20/6} 72). *Ononis repens*. J. Nibe!, Knudby!; F. Klingstrup; S. Frederikssund!.

74. **Peronospora cytisi** Rostrup (92 j & p), Syn: *Per. cytisi* Magnus (Hedwigia 1892 ¹⁴⁹), Syll. XI ²⁴³, *Per. trifoliorum* de By. form. *laburni vulgaris* Voss in Thüm. Mycot. No. 2219, Guldregnskimmel (R 02 a ²⁰² & R 04 a ¹⁹).

At the same time as Rostrup O. Kirchner (92) found it in Würtemberg and P. Magnus in France (P. Mg. 93); about 10 years before W. Voss found it in Laibach in Austria; Rostrup was, however, the first to denominate and describe it. It has been found several times in nurseries on about 10 species of cultivated *Cytisus*, particularly affecting the young plants which will quickly be killed by it (R 92 j ⁶⁰). June—August.

The colour of the clusters of the fungus is ash-grey on the underside of the leaves, the corresponding spots on the upper-side are brown.

The conidiophores are regu-

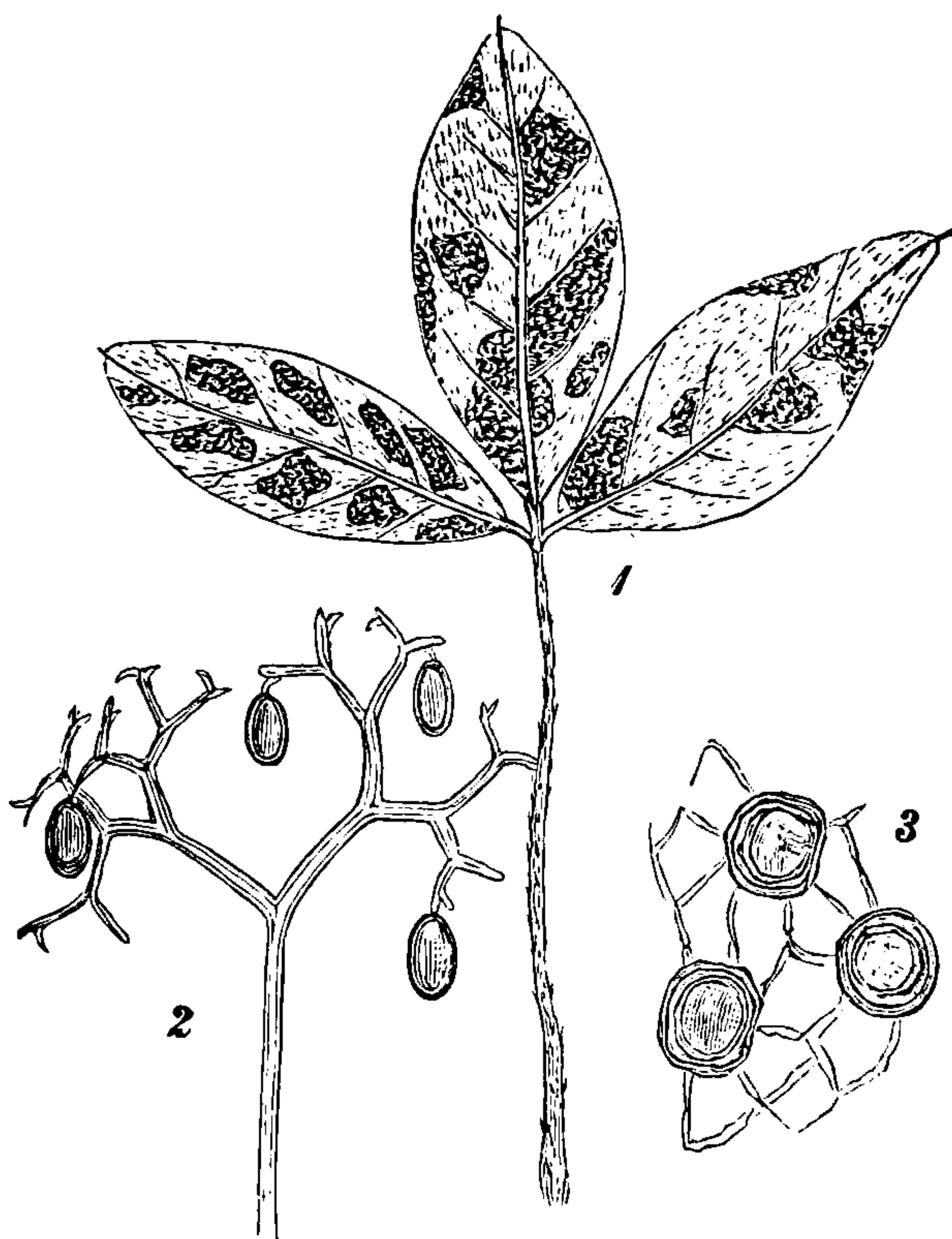


Fig. 3.

1, Leaf of *Cytisus laburnum* with *Peronospora cytisi* Rostrup. 2, conidiophore with conidia. 3, oospores. From R. 02 a.

larly 4—5 times furcated, at the end of each branch an elliptical, pale-brown conidia is laced off. The conidies measure $20\text{--}28\ \mu \times 15\text{--}20\ \mu$. In the cellular tissue are found numerous oospores $35\text{--}38\ \mu$ in diameter, the wall is $7\text{--}8\ \mu$ thick.

Cytisus laburnum. J. Viborg!; S. Roskilde (1888 J. Buch), København (O. R. & 1).

75. **Peronospora candida** Fuckel, Syll. VII²⁵⁸, Fisch. IV⁴⁶⁵, Syn: *Per. oerteliana* Kühn, Syll. IX³⁴², Kodriverskimmel (R 04 a¹⁹).

The mycelium is perennial in the subterranean parts of the host-plant and affects all leaves of the diseased plants. May.

Primula elatior. F. Hjallesø (27/5 97. Jak. Lge. see R 99 a²⁵⁵), S. Haslev Orned! (Exs. Sydow).

76. **Peronospora myosotidis** de By., Syll. VII²⁴⁵, Fisch. IV⁴⁵³, Forglemmigejskimmel (R 04 a²⁰), April—July, common on the leaves of *Myosotis*, f. inst. noticed from following places:

Lithospermum arvense. S. Lundby (Jak. Lge). *Myosotis arenaria*. S. Bognæs. *Myosotis versicolor*. J. Viborg!, S. Lyngby (M. L. M.). *Myosotis silvatica*. F. Ringel; S. København. *Myosotis arvensis*. F. Klingstrup (7/9 80); S. Charlottenlund.

77. **Peronospora asperuginis** Schroet., Syll. VII²⁴⁸, Fisch. IV⁴⁴⁸. June—July.

Asperugo procumbens. F. Hundrup (Jak. Lge); S. Søborg (Exc. 14/6 84), Hammer!.

78. **Peronospora sordida** Berk., Syll. VII²⁶², Fisch. IV⁴⁸¹, Brunrodskimmel (R 04 a²⁰).

This species is, according to Berlese (98), very closely related to the two succeeding ones. It occurs in July—October as small spots on the leaves and may prevent the affected plants from putting forth flowers (R 85 a). The form on *Verbascum* was originally considered a subspecies by Rostrup (R 79²⁴), and he published it in Thüm. myc. under the name of *Peronospora sordida* f. *verbasci thapsi*.

Verbascum thapsus. F. Vejstrup Aaskov (9/6 77 and again June 83, Exs. Thüm. Myc. No. 2216); Lang. Carlseje; L. Hillested. *Scrophularia nodosa*. J. Marsvinslund!; F. Bjørnemose (14/9 74); S. Ruderhegn!, Basnæs (P. N.), Hammer!; L. Søllested.

79. **Peronospora antirrhini** Schroeter, Syll. VII²⁵⁵, Fisch. IV⁴⁶⁹. *Antirrhinum orontium*. F. Dalum (13/7 90 Jak. Lge).

80. **Peronospora linariae** Fuckel, Syll. VII²⁵⁵, Fisch. IV⁴⁷¹, Torskemundskimmel (R 04 a²⁰).

The mycelium penetrates the whole of the top of the plant which becomes conspicuously tumourous and whitish in appearance. June—August.

THIS PAGE IS LOCKED TO FREE MEMBERS

Purchase full membership to immediately unlock this page

Know Your Bible

Forgotten Books' Full Membership provides unlimited access to more than 28,000 volumes of Christian literature for \$8.99/month

**HOLY
BIBLE**

Continue

*Fair use policy applies

(Lind 09). *Galium palustre*. S. Lindholm!. *Galium mollugo*. J. Bygholm!; Møens Klint (09). *Galium verum*. S. Frederikssund. *Galium boreale*. S. Jonstrup Vang.

88. **Peronospora valerianellae** Fuckel, Syll. VII ²⁵³, Fisch. IV ⁴⁶⁶, Vaarsalatskimmel (R 04 a ²⁰).

May—June.

Valerianella olitoria. F. Skaarupøre Strand (^{3/6} 73), Højstrup Strand (O. R.); S. Orsløv (P. N.). *Valerianella Morisonii*. F. Ryslinge!.

89. **Peronospora valerianae** Trail, Syll. IX ³⁴⁴.

Seems to be very rare, hitherto only found in Scotland and Denmark which is very curious as the host-plant is rather widely spread.

Valeriana sambucifolia. J. Flade! (^{27/7} 06).

90. **Peronospora dipsaci** Tulasne, Syll. VII ²⁵⁸, Fisch. IV ⁴⁶⁰, Kartebolleskimmel (R 04 a ²⁰).

Dipsacus silvester. L. Abed, Vesterskov, Nakskov, Ringsebølle (^{29/7} 78).

91. **Peronospora violacea** Berkeley, Syll. VII ²⁵⁴, Fisch. IV ⁴⁵⁶, Skabioseskimmel (R 04 a ²⁰).

The mycelium penetrates the whole plant and transforms its flowers making all its stamens like the petals ("Petalodi"); the transformed plants have been considered a special variety "Knautia arvensis var. campestris".

May to August.

Scabiosa columbaria. Falst. Grønsund; Møens Klint. *Succisa praemorsa*. J. Raabjerg, Sæby; Fænø; S. Brede Bakke. *Knautia arvensis*. J. Aalborg Signalbakke, Nebsager (O. R.), Vejle; Samsø Hjortholm; F. Korinth, Hesselager, Lundborg, Holmdrup (^{1/7} 65), Skaarup; S. Brede Bakke (Kjærskov).

92. **Peronospora knautiae** Fuckel, Syll. VII ²⁶³, Fisch. IV ⁴⁶¹.

In the leaves of *Knautia arvensis*. S. Rungsted (R 99 a ²⁵⁵), Ørsløv (P. N.), Hammer (Jak. Lge).

93. **Peronospora leptosperma** de Bary, Syll. VII ²⁵⁴, Fisch. IV ⁴⁵⁵, Renfaneskimmel (R 04 a ³⁰).

May—September, in the leaves.

Artemisia vulgaris (hosp. nov.). J. Skive! (Exs. Sydow. Phycom. no 253). *Tanacetum vulgare*. F. Ringel, Skaarup (^{28/5} 70); S. Søborg (Exc. ^{14/6} 84), Møens Klint (Lind 09). *Anthemis arvensis*. F. Brudager; S. Lyngby (M. L. M.), Orsløv (P. N.). *Matricaria inodora*. J. Skive!; S. Flaskekroen; L. Stensgaard. *Matricaria chamomilla*. S. Ragnasminde (F. K. R.).

94. **Peronospora radii** de Bary, Syll. VII ²⁵⁴, Fisch. IV ⁴⁵⁸, Straaleblomstskimmel (R 04 a ²⁰), Lit: R 85 a & 92 g ⁶⁶.

In the heads which often get only lingulate corols by the attack of

the fungus: "forma plena". July to August, sometimes in October as well.

Chrysanthemum leucanthemum. S. Hammer (Jak. Lge). *Matricaria inodora*. J. Aggersund, Ugelbølle, Tølle, Grenaa (Exc. ^{2/8} 92), Nebsager (O. R.), Horsens, Juelsminde, Vejle; F. Strib (Exc. ^{13/7} 72), Tiselholt Strand; S. Korsør; L. Knuthenborg; Falst. Stubbekøbing.

Mucorineae.

Mucor.

95. **Mucor Ramannianus** A. Møller, Hagem 08²⁰ c. icon.

In earth from the Jutland callunetum. J. Vroue, Holt & Glusted (O. R.).

96. **Mucor mucedo** Fries S. M. III³²⁰, Syll. VIII¹⁹¹, Fisch. IV¹⁸⁷, Fl. D. tab. 467, fig. 4, Almindelig Skimmel (H 37⁸⁹⁶, R 04 a¹⁴), Lit: O. F. Müller 1767²²⁸, E. W. 81⁴⁰¹, Kløcker 06¹⁶⁰ c. icon.

Very common on bread, paste, fruits etc., on manure (Hansen 76³⁴⁰), on dead seeds in germinating apparatus (O. R.) and in the air (Hansen 82 & O. R. 08).

97. **Mucor mucerdae** (Fries)!, Syn: *Clavaria muc.* Schum. No 2021, *Stilbum muc.* Hornem. Fl. D. tab. 1852 fig. III, *Hydrophora mucerdae* Fries S. M. III³¹⁵ (see Hansen 76²²⁶), *Mucor pygmaeus* (Link) Fries S. M. III³¹⁹, Syll. VII²⁰⁰, *Mucor florae* Cda., Syll. VII²⁰⁰, *Mucor racemosus* Fresenius, Syll. VII¹⁹², Fisch. IV¹⁹², Grenet Skimmel (R 04 a¹⁴).

Common on all decaying substances whatever, especially on prunes (Kløcker 06¹⁶² c. fig.), found also on manure of mammals (Hansen 76³⁴⁰) and on dead seeds in germinating apparatus (O. R.). Its spores have been found in the air by Hansen (82) and by O. Rostrup (08).

98. **Mucor circinelloides** van Tieghem, Syll. VII²⁰¹, Fisch. IV²⁰⁴.
In earth from the Jutland callunetum, J. Vroue & Glusted (O. R.).

99. **Mucor plumbeus** Bonorden 64, Lendner 08⁹⁰, Syn: *Muc. spinosus* van Tiegh. 76, Syll. VII¹⁹¹, Fisch. IV²⁰³, Kløcker 06¹⁶⁴.

Found in the air in Copenhagen (O. R. 08) and — rarely — on dead seeds in germinating apparatus (O. R.).

Zygorhynchus.

100. **Zygorhynchus Moelleri** P. Vuillemin., Hagem. 08⁴⁷ c. icon.

In earth from the Jutland callunetum. J. Glusted (O. R.).

Phycomyces.

101. **Phycomyces nitens** Fries S. M. III ³⁰⁹, Syll. VII ²⁰⁵, Fisch. IV ²¹⁸.
Not identical with Phyc. splendens Fries S. M. III ³⁰⁸ as maintained by Fischer, see Lendner (08 ¹⁰⁹).

Noticed from København (O. R. and W. Johannsen), cultivated.

Sporodinia.

102. **Sporodinia megalocarpus** (Fries)!, Syn: Syzygites megalocarpus Fries S. M. III ³²⁹, Spor. grandis Link, Fisch. IV ²²⁴, Spor. aspergillus (Scop.) Schroeter, Syll. VII ²⁰⁷, Azygites Mougeottii Fries S. M. III ³³⁰, Aspergillus maximus Fries S. M. III ³⁸⁷.

Agaricus sp. S. Charlottenlund (C. Christensen). *Hygrophorus* S. Fredensborg. *Lepiota procera*. S. Tisvilde. *Lepiota rhacodes*. S. Køge Aas (Exc. 4/10 09). *Boletus*. S. Fredensborg (Sept. 86. O. R.), Storeklint. Also on filtering paper in germinating apparatus (O. R.).

Rhizopus.

103. **Rhizopus stolonifer** (Fries)!, Syn: Mucor stolonifer. Fries S. M. III ³²¹, Rhiz. nigricans Ehrb 1818, Syll. VII ²¹², Fisch. IV ²³⁰, Asco-phora mucedo Fries S. M. III ³¹⁰, Muc. clavatus Link, Fries S. M. III ³²¹, Muc. agaricinus (Wallr.) Berlese, Syll. VII ²⁰³, Muc. fuliginosus (Bon.) Berlese, Syll. VII ¹⁹⁸, Muc. nigropunctatus Berl., Syll. VII ²⁰², Muc. de Baryi (Bon.) Berl., Syll. VII ¹⁹⁵. Kugleskimmel (R 84 g), Krybende Skimmel (R 04 a ¹⁴ c. icon.), Lit: E. W. 81 ⁴³⁰, Kløcker 06 ¹⁶⁷ c. fig.

Common on decaying parts of plants especially on rotten fruit (R. 84 g) forming a blackish coating; on manure of mammals (Hansen 76 ³⁴⁰); in the air (O. R. 08).

104. **Rhizopus elegans** Eidam 1883, Syll. VII ²¹³, Fisch. IV ²³⁶.

Only found a few times on dead seeds in germinating apparatus (O. R.).

105. **Rhizopus necans** Masee, Syll. XIV ⁴³⁵.

Has several times (f. inst. January 1901) been found on bulbs of *Lilium auratum* and *Lilium lancifolium* imported from Yokohama. Diseased bulbs dry up and rot.

Spinellus.

106. **Spinellus macrocarpus** (Corda) Karsten, Syll. VII ²⁰⁶, Fisch. IV ²²³.

Agaricaceae. J. Krabbesholm Skov!, S. København (Orsted).

107. **Spinellus fusiger** (Fries) van Tieghem, Syll. VII ²⁰⁶, Fisch. IV ²²², Syn: Mucor fusiger, Link, Fries S. M. III ³²¹.

Mycena. S. St. Hareskov (Oct. 08 O. R.).

Absidia.

108. **Absidia septata** van Tieghem, Syll. VII ²¹⁵, Fisch. IV ²³⁹.
Only found a few times on dead seeds in germinating apparatus (O. R.).
109. **Absidia orchidis** (Vuill.) Hagem. 08 ⁴⁰ c. icon.
In earth from the Jutland callunetum J. Glusted & Holt (O. R.).
110. **Absidia cylindrospora** Hagem. 08 ⁴⁵ c. icon.
J. In a sample of soil from Rind Krat (O. R.); S. Ruderhegn (O. R.).

Thamnidium.

111. **Thamnidium elegans** (Fries), Syll. VII ²¹¹, Fisch. IV ²⁴¹ c. icon.,
Syn: Mucor eleg. Fries S. M. III ³²², Tham. arbuscula (Otth.) Sacc., Syll.
XIV ⁴³⁵ (see Fischer 08 ¹³ and Lendner 08 ¹⁴⁷).
On seed, S. København (Deichmann & O. R.), common on horse-dung.
112. **Thamnidium Fresenii** (Bainier) Schroet., Syll. VII ²⁰⁸, Fisch.
IV ²⁴⁷.
Only found a few times on dead seeds in germinating apparatus (O. R.).

Pilobolus.

113. **Pilobolus crystallinus** Fries S. M. II ³⁰⁸, Syll. VII ¹⁸⁵, Fisch.
IV ²⁶⁰, Hansen 76 ²²¹ & 78 c. icon., Fl. D. tab. 1080, Schum. no 1392,
Crystalagtig Boldkaster (H. 37 ⁸⁵³), Boldkaster (R 04 a ¹⁵ c. icon.).
Is usually found in summer on manure of all sorts of mammals (f.
inst. Cervus, Lepus (F. & W. 08) Canis, Equus, Sus scrofa etc.). The
first to occupy himself more thoroughly with researches of this fungus
was O. F. Müller; finding the little Rhabditis terricola in it he believed
them to be context and therefore named it an animal plant. He first
found it in July 1764 and recorded it in the "Gazette litteraire de
Francheville" 1767, and his paper was later on translated into German
(Müller 1768); later on he calls it a crystalline fungus (Müller 1782).
Schumacher has also observed it very closely and describes its whole
development.

114. **Pilobolus Kleinii** van Tieghem, Syll. VII ¹⁸⁵, Fisch. IV ²⁶².
On dung of Equus. J. Fladbro! (²²/7 04).

115. **Pilobolus roridus** Fries S. M. II ³⁰⁹, Schum. no 1393, Bedug-
get Boldkaster (H. 37 ⁸⁵⁴).
On dung of mammals in the autumn.

116. **Pilobolus longipes** van Tiegh., Syll. VII ¹⁸⁵, Fisch. IV ²⁶⁴.
On dung of Equus. Saltholm (¹⁶/6 89 O. R.).

Pilaira.

117. **Pilaira fimetaria** (Fries)!, Syn: *Hydrophora* fim. Fries S. M. III³¹³, *Mucor* fim. Link, Syll. VII¹⁹⁹, *Hydrophora stercorea* Fries S. M. III³¹⁴, *Mucor. sterc.* Link, Syll. VII¹⁹¹, *Pilaira anomala* (Ces.) Schroet. Syll. VII¹⁸⁸, Fisch. IV²⁵⁵ c. icon. *Pilobolus anomalus* Brefeld.
On dung of mammals (Hansen 76³⁴⁰).

Chaetocladium.

118. **Chaetocladium Jonesii** (Berk. & Br.) Fresenius, Syll. VII²²⁰, Fisch. IV²⁸⁵.
On dung of mammals (Hansen 76³⁴⁰ & F. K. R.).

Piptocephalis.

119. **Piptocephalis Freseniana** de Bary & Woronin, Syll. VII²²⁶, Fisch. IV²⁸⁹, Syn: *Pipt. arrhiza* van Tiegh.
On dung of mammals (Hansen 76³⁴⁰ & F. K. R.).

Entomophthorineae.

Empusa.

120. **Empusa grylli** (Fres.) Nowakowski, Syll. VII²⁸².
Locustes sp. S. Sandbjerg (O. R.), Vidnesdam (O. R.), Charlottenlund (O. R.). *Stenobothrus variabilis*. S. Hillerød (Boas August 1896).
121. **Empusa muscae** Cohn, Syll. VII²⁸¹, Almindelig Flueskimmel (R 04 a²²).
Musca domestica common July—Nov. *Scatophaga*, S. Færgelunden. *Diptera*. S. Hornbæk Plantage. *Platycheirus clypeatus*. Amager Fællid (O. R.).

Lamia.

122. **Lamia culicis** (A Braun) Nowakowski, Syn: *Empusa cul.* (B.) Wt., Syll. VII²⁸¹.
Culex sp. L. Stensgaard (²⁰/₈ 85 O. R.). *Cecidomyia* sp. S. Ruderhegn, Harsdorffsvej (O. R. see R 96 m¹²⁸). *Sciara* sp. S. København (O. R.).

Entomophthora.

123. **Entomophthora aphidis** Hoffm., Syll. VII²⁸².
Aphis sp. on *Beta*. Very common (summer 1911 F. K. R.). *Aphis* sp. on *Cucumis*. F. Odense (August 1893 look R 95 a²⁰³).

124. **Entomophthora aphrophorae** Rostrup 96 m¹²⁷ c. fig.

Hyphae & conidia hyalinae v. dilute fuscidulae; hyphae 8–10 μ cr., guttulatae; rhizoid. ambitu longe exstant., ramos.; hyphae conidiophorae sursum incrassatae; conidia fusoido-oblonga, 16–18 μ \times 7–8 μ , 1-guttulata. Sporae perdurantes ignotae.

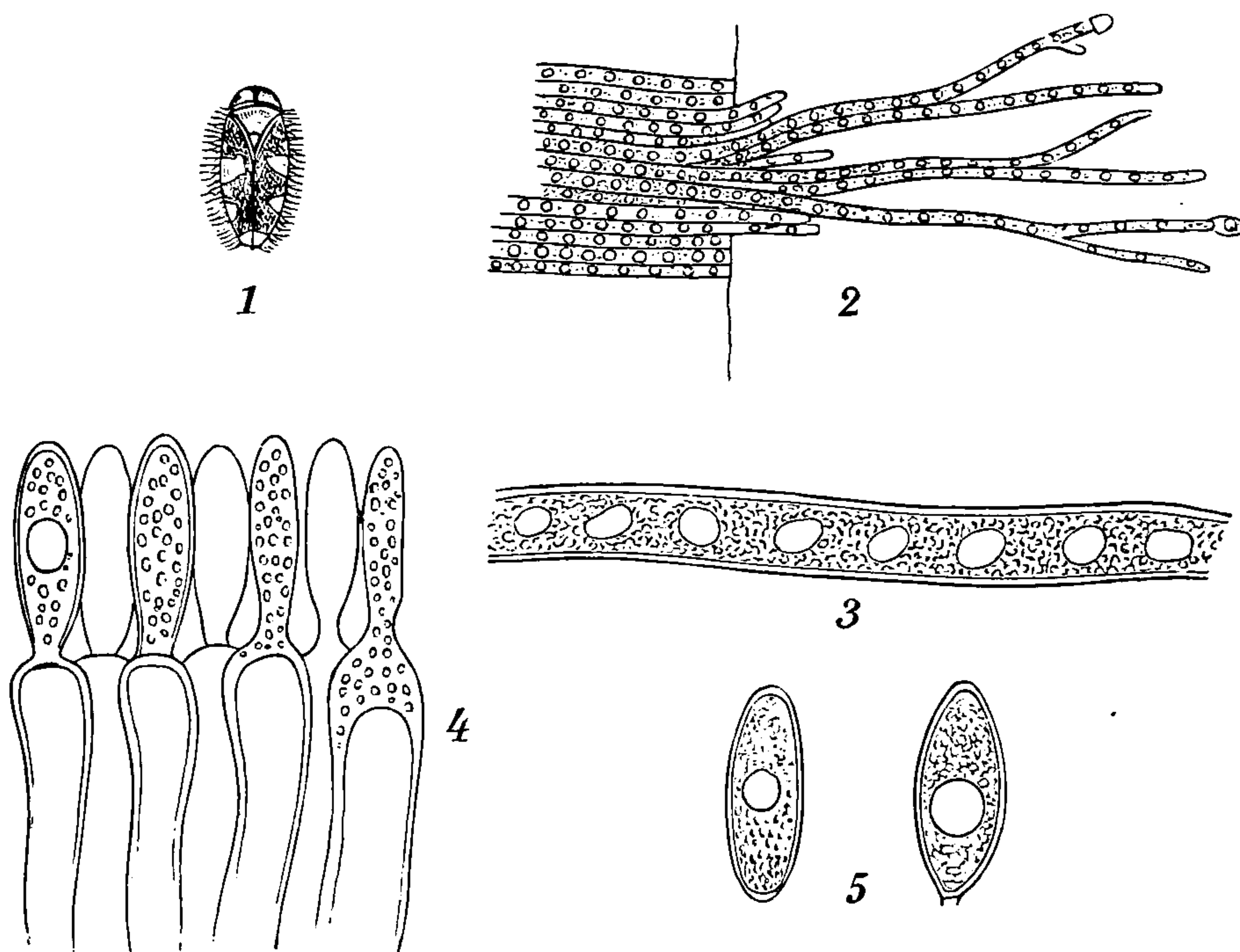


Fig. 4.

Entomophthora aphrophorae Rostrup. 1. *Aphrophora spumarea* (slightly enlarged).

2. Rhizoides (\times 100). 3. Hyphe (\times 600). 4. Conidiophores (\times 800).

5. Conidies (\times 800).

Aphrophora spumaria. J. Sæby, Gudena (F. K. R. look R 97 m³⁸); F. Bø-gense (Exc. ³/₈ 95); S. Tisvilde (August 94 O. R.).

125. **Entomophthora dipterigena** Thaxter, Syll. IX³⁵².

Culex sp. S. Hillerød (Boas). *Chironomus* sp. F. Refsøre (⁴/₇ 91).

126. **Entomophthora echinospora** Thaxter, Syll. IX³⁵³.

Musca sp. S. Alindelille Skov (¹⁷/₈ 84).

127. **Entomophthora forficulae** Giard, Syll. IX³⁵¹.

Forficula sp. Møen Liselund (¹⁶/₈ 88); B. Ekkodalen (R 06 dd³⁷¹).

128. **Entomophthora muscivora** Schroeter, Syll. VII²⁸².

Calliphora sp. S. Teglstruphegn (July 05).

129. **Entomophthora nebriæ** Raunkiær 93¹⁰⁹.

Nebria brevicolli. S. Dyrehaven (1888 Raunkiær), Charlottenlund (²⁴/₁₀ 93 V. A. P.)

130. **Entomophthora rhizospora** Thaxter, Syll. IV ³⁵⁴.

Phryganea sp. J. Silkeborg (J. C. Nielsen).

131. **Entomophthora sphaerosperma** Fres., Syll. VII ²⁸², Syn: *Ent. radicans* Brefeld, Kaalormskimmel (Boas 06 ³⁶).

Common July–October on caterpillars of *Pieris brassicae* and *Plutella cruciferarum* (R 92 g ⁶⁶ & 06 a ¹⁰⁴, F. K. R. 06 ¹¹⁹, 06 b, 11 b).

132. **Entomophthora tenthredinis** Fres., Syll. VII ²⁸².

Nematus septentrionalis. J. Buderupholm (11/9 92 abundantly).

Tarichium.

133. **Tarichium megaspermum** Cohn, Syll. VII ²⁸⁴, Knopormsvamp (F. K. R. 06 b).

The first diseased caterpillars are found in the middle of August; at the beginning of October they are found in the soil in great abundance (F. K. R. 06 b).

In the caterpillars of *Agrotis segetum*. J. Viborg!, Arden (Bentzen); S. Øresundshøj (Sept. 87), København (R 06 a ¹⁰⁵, F. K. R.).

THIS PAGE IS LOCKED TO FREE MEMBERS
Purchase full membership to immediately unlock this page



Never be without a book!

Forgotten Books Full Membership gives universal access to 797,885 books from our apps and website, across all your devices: tablet, phone, e-reader, laptop and desktop computer

A library in your pocket for \$8.99/month

Continue

*Fair usage policy applies

Protoascineae.

Specimens of a number of *Saccharomyces* species are found in Rostrup's herbarium, supplied by Mr. Ove Rostrup. Concerning their classification, biology etc. the papers of E. C. Hansen, Kløcker, Schøning, Grønlund, Alf. Jørgensen, Orla Jensen and others may be referred to (A list of the literature is found in Kløckers (06 a & b) and Lindners (05) papers). A number of the species are divided into numerous subspecies or races, more on account of their effect (on beer and wine) than according to morphologic characters. Concerning their localities very little information is found in literature as they are only studied in breweries and laboratories.

Endomyces.

137. **Endomyces Magnusii** Ludwig, Syll. X⁷¹.

In white, mucous flux from the stem. *Quercus robur*. J. Fusingø (Lind 04), S. Søndermarken (1886 see Hansen 89⁶³³).

Pichia.

138. **Pichia membranaefaciens** Hansen, Syn. *Saccharomyces* mem. Hansen, Syll. VIII⁹¹⁸.

E. C. Hansen (89) first found it in white mucous flux on roots of *Alnus*, later on A. Jørgensen found it in white wine.

Saccharomyces.

139. **Saccharomyces acidi-lactici** Grotenfelt, Syll. XVIII.

In milk. According to Kløcker it is no genuine *Saccharomyces* but a "Torula".

140. **Saccharomyces apiculatus** Reess, Syll. VIII⁹¹⁹, den citronformede Gærsvamp (Grønlund 89 c. icon.).

Found by Hansen (89) in mucous flux on *Quercus* and *Ulmus* in Søndermarken. S.

141. **Saccharomyces aquifolii** Grønlund (92 c. icon.), Syll. XI⁴⁵⁷.

On the fruits of *Ilex aquifolium*, S. Garden by Carlsberg (15/2 91 Grønlund).

142. **Saccharomyces cerevisiae** Hansen, Syll. VIII⁹¹⁶.

Is much used in breweries; concerning its subspecies see Kløcker (06 b).

143. **Saccharomyces ellipsoideus** Hansen, Syll. VIII⁹¹⁷, Syn: *Sacch. ell.* Reess part.

Is one of the numerous species of *Saccharomyces* active in the fermentation of the juice of grapes.

144. **Saccharomyces exiguus** Hansen, Syll. VIII ⁹¹⁷, Syn: Sacch. ex. Reess partim.

Is often found in yeast.

145. **Saccharomyces fragilis** Jørgensen 98 c. icon., Syll. XVIII ¹⁹⁹. S. København in "Kephir".

146. **Saccharomyces ilicis** Grønlund 92 c. icon., Syll. XI ⁴⁵⁷.

On the fruits of *Ilex aquifolium*, S. Garden by Carlsberg (^{25/10} 90 Grønlund).

147. **Saccharomyces intermedius** Hansen, Syn: Sacch. pastorianus II Hansen.

Found for the first time in a Copenhagen brewery (Hansen).

148. **Saccharomyces mali Duclaux** Kayser.

149. **Saccharomyces mali Risler** Kayser.

This and the above are both found in cider.

150. **Saccharomyces Marxianus** Hansen, Syll. VIII ⁹¹⁸.

Found on the fruits of *Ribes rubrum*.

151. **Saccharomyces pastorianus** Hansen.

Was first found in dust in the air of a brewery in Copenhagen (Hansen); its presence is very disagreeable to the brewers as it gives the beer a very bitter taste and an unpleasant smell.

152. **Saccharomyces piriformis** Ward.

In ginger-beer.

153. **Saccharomyces turbidans** Hansen, Syn: Sacch. ellipsoideus II Hansen, Sacch. ellips. Reess partim.

Is found in turbid beer.

154. **Saccharomyces validus** Hansen, Syn: Sacch. pastorianus III Hansen.

Was first found in turbid beer in Copenhagen; its presence in the beer is very unpleasant to the brewers as it causes turbidness.

Saccharomycodes.

155. **Saccharomycodes Behrensianus** Kløcker.

156. **Saccharomycodes Ludwigii** Hansen, Syn: Saccharomyces L. Hansen, Syll. XI ⁴⁵⁷, R 02 a ⁴⁴⁴, originally found by Hansen (89 ⁶⁸⁴) in mucous, fermenting flux of stems of *Ulmus* and *Quercus*.

J. Fusingø!, S. Søndermarken (Hansen).

Saccharomycopsis.

157. **Saccharomycopsis capsularis** Schiønning.

Produces a downy skin on the liquids; originally found by E. C. Hansen in a sample of earth from the Alps.

Willia.

158. **Willia anomala** Hansen, Syn: *Saccharomyces anomalus* Hansen, Syll. XI⁴⁵⁷.

Was first found by Hansen in mixed brewing ferment from Bavaria, later on also found on bran, decoction of *Althæa*-root, fruits etc. (Kløcker 06 c. icon).

159. **Willia saturnus** Kløcker, Syn: *Saccharomyces saturnus* Kløck., Syll. XVIII²⁰⁰.

In samples of earth from Denmark, Italy and Himalaya.

Zygosaccharomyces.

160. **Zygosaccharomyces Priorianus** Kløcker 06 b¹¹².

In the body of *Apis mellifica*.

Schizosaccharomyces.

161. **Schizosaccharomyces mellacei** Jørgensen.

Found in Copenhagen in treacle (cane-sugar-molasses) from Jamaica.

162. **Schizosaccharomyces octosporus** Beijerinck, Schønning 03 c. icon.

Found by Schiønning on raisins from Italy.

Mycoderma cerevisiae Desm., Syn: *Saccharomyces mycoderma* Reess, Syll. VIII⁹¹⁷.

Is a common name of various fungi causing a membrane on fermenting fluids.

Protodiscineae.

Taphrina.

I am following Rostrup (91 b & 02 a), Johanson (85), Neger (05), Juell (09) etc. in referring all species of this group to the genus *Taphrina*.

163. **Taphrina lutescens** Rostrup (91 b²⁵⁷ c. icon.), Syll. X⁶⁸, Syn: *Magnusiella lut.* (R) Sadeb., *Exoascus lut.* (R). Sadeb. 03, Lit: Neger 05⁵².

Causes yellow non-hypertrophied spots on the fronds of the host-plant. The intercellular mycelium sends out hyphae between the cells of the epidermis. The asci are much protruding, unusually slender $60-75 \times 8-9$, early filled with conidia which are $4-5 \mu \times 0.5-1 \mu$ (R).

No doubt the fungus is not rare, but only little conspicuous, to be found June—September.

Aspidium thelypteris. J. Sødal near Viborg!, Fladbro (Lind 04); S. Lyngby Mosel, Gjorslev Dyrehave (17/7 89).

164. **Taphrina Vestergrenii** Giesenh., Syn: *Exoascus Vest.* (G.) Sacc. Syll. XVIII¹⁹⁶.

Aspidium filix mas. S. Stignæs Skov near Skelskør (Exc. 22/6 07, Exs. Rehm).

165. **Taphrina Johansonii** Sadeb., Syll. X⁶⁸, R 02 a⁴²³.

May. In the capsules, transformed by the attack and assuming a bright yellow colour.

Populus tremula. J. Krabbesholm Skov!, Viborg Sø (May 84 Gad), Hald (Gad); F. Rødskebølle (C. N. Pedersen); S. Kaningaarden (F. K. R.); Møen Møensborg (Ingerslev).

166. **Taphrina aurea** (Fries) Tul., Syll. VIII⁸¹², Syn: *Eriเนียม aureum* Pers., Fries. S. M. III⁵²⁰, *Exoascus aur.* (P.) Sadeb. Wt. II⁹. *Eriเนียม populinum* Schum. no. 2176, Fl. D. tab. 2098 fig. 3 (see R 85 g¹⁵³), Lit: R 80 a¹⁵², 91 b²⁶², 02 a⁴²⁶.

June—October, both on the upper- and under-side of the leaves; produces golden-coloured vesicles on them; may also cause incipient malformations of the shoots (Neger 06³⁶²); common.

Populus nigra. F. Skaarupøre; Lang. Gulstav, Karlseje; B. Common (R 06 dd³⁷⁶ & Neger 06). *Populus nigra pyramidalis*. J. Skive!; F. Svenborg; Thorseng Valdemarslot. *Populus certinensis* (hosp. nov.). S. Korsør!. *Populus deltoides*. Læsø!, J. Vihøj (Gad); F. Lundskov, Vængemose, Skaarup; S. Brøndbyvester! Vemmetofte Strand; L. Utterslev and many other places.

167. **Taphrina Tosquinetii** (Westd.) Magnus, Syn: *Ascomyces Tosquinetii* West, R 83 d²⁴⁵, *Taphrina alnitorqua* (Tul.) Sadeb., Wt. II⁷.

Both Winter (II⁷) and Saccardo (Syll. VIII⁸¹⁷) include this species and the following one under this name; Rostrup has formerly (80 a¹⁵¹ & 83 d²⁴⁵) even included them as also *Taph. Sadebeckii*, but Rostrup separates them in his later papers (R 91 b & 02 a⁴²³). It is common all over Denmark on the leaves of *Alnus glutinosa* in May—September causing hypertrophic deformations on them; only a few of the localities have been recorded.

Alnus glutinosa. J. Gaardbogaard, Krabbesholm!, Sofindal, Greisdalen, Stenderup; F. Rønninge Søgaard, Broholm, Brændeskov; S. Folehaven (R 96 m¹³²), Lyngby Mosel, Basnæs (P. N.); B. Allinge & Paradisdal (Neger 06).

168. *Taphrina Sadebeckii* Johanson, Syll. VIII ⁸¹⁶, R 91 b ²⁶⁰ & 02 a ⁴²⁶, Syn: *Exoascus flavus* Sadeb. Wt. II ⁸.

June—Sept., as patches on the upper surface of the leaves, rather inconspicuous.

Alnus glutinosa. J. Viborg!, Grenaa; F. Glorup, Brændeskov (R 83 d ²⁴⁵), Tiselholt; S. Folehave (R 96 m ¹³²); L. Vesterborg, Bøllesminde; B. Allinge & Hammershus (Neger 06), Blykobbe & Ekkodalen (R 06 dd ³⁷⁶). *Alnus glutinosa laciniata*. J. Borrevold.

169. *Taphrina amentorum* Sadeb. 1888 ⁹⁰, Syn: *Taph. alni incanae* (Kühn) Magnus, *Exoascus alnitorqua* (Tul.) var. *alni incanae* Kühn (Rabenh. fung. europ. exs. 1616), *Ascomyces Tosquinetii strobilina* Rostrup 80 a ¹⁵¹ c. icon., *Exoascus alni incanae* Kühn Syll. X ⁶⁹, Lit. R 91 b ²⁶¹.

The name bestowed upon it by Sadebeck should be preferred to that of Kühn, the latter having only recorded this fungus as a variety.

Common in the catkins of *Alnus*. Rostrup and Hartz have recorded its presence in interglacial deposits by Ejstrup J. (Hartz 09 ²²⁸ c. icon.). Neger thinks (06 ³⁶²) that this species might chiefly be found along the coasts of the Baltic and in the mountains. O. Rostrup found it at Herlufsholm in Septbr. 78, from where it has been distributed in Thümens Mycotheca No 1366 under the name of *Exosculus alni* de By. var. *strobilinus* Thüm.

Alnus glutinosa common. *Alnus incana*. Samsø Brattingsborg (Exc. ^{27/7} 87); S. Gaunø (E. W.); L. Knuthenborg; B. Aakirkeby (Jonathan Lange).

170. *Taphrina epiphylla* Sadeb., Syll. VIII ⁸¹⁶, R 91 b ²⁵⁸ & 02 a ⁴¹⁸, Syn: *Exoascus epiphyllus* Sadeb. Wt. II ¹⁰.

The fungus makes its presence conspicuous by the large, but not dense witches-brooms which it produces on the trees; the ascigerous stage is found in the leaves June—September.

Alnus incana. J. Viborg!, Grenaa, Fredericia; F. Kerteminde (Exc. ^{6/8} 95), Brændeskov; S. Tisvilde, Folehaven (R 96 m ¹³² & 96 q ¹¹⁹). Sorgenfri (F. K. R.), Brændemose near Lerchenfeld (Exc. ^{16/6} 00); Falst. Bøtø (R 99 b).

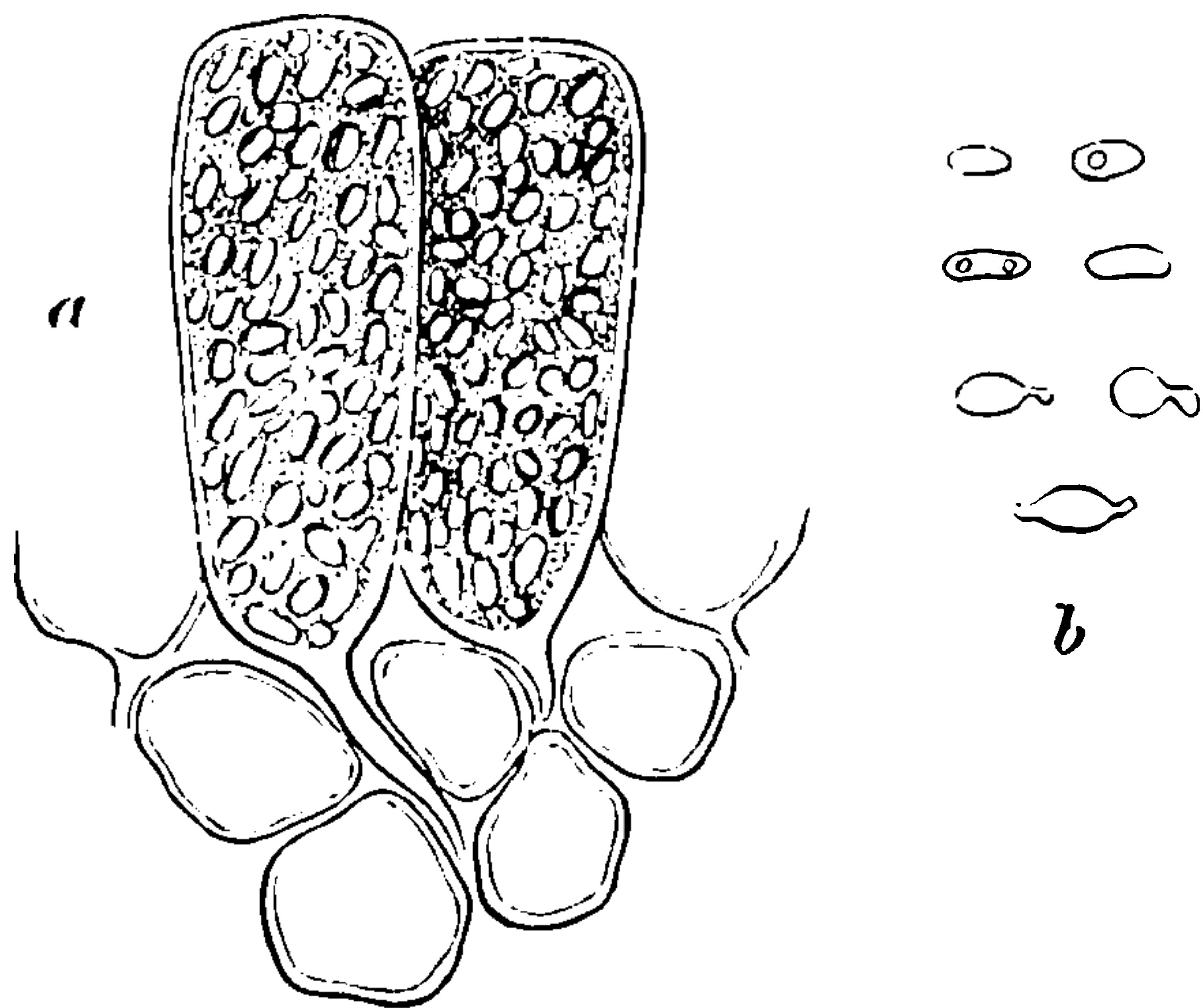


Fig. 6. *Taphrina betulina* Rostrup
2 asci with conidia, $\frac{1000}{\mu}$ from R 02 a.

171. *Taphrina betulina* Rostrup 83 d ²⁹⁶ & 91 b ²⁶⁰, Juel 09 ¹⁸⁶ c. icon., Syn: *Exoascus betulinus* (R) Sadeb. 93 ⁶⁰, Birken's Heksekostsvamp (R 89 a ²¹).

On *Betula pubescens* it forms the well-known witches-brooms whose leaves have a greyish bloom on the whole of the under-side. Asci large $45-50 \mu \times 15-20 \mu$, early filled with conidia, the stalk-cell $15 \mu-25 \mu$ long, pointed below as it is placed deep between the epidermis-cells. The conidia are oblong $5-7 \mu$ long, generally with 1-2 vacuoles.

It has been identified by Saccardo (Syll. VIII ⁸¹⁸) and Winter (II ⁸) with *T. turgida*; even Rostrup has once expressed the same opinion (R 91 b ²⁶⁰), but later on he has maintained that the two fungi must be well separated species, partly because *Betula pubescens* and *verrucosa* are often found growing together, one being severely affected, the other not at all, partly because evident morphological characteristics are found, which separate them (R 96 o ¹²⁶ see also R 02 a ⁴¹⁸ c. icon.). Common.

Betula pubescens. J. Eskær in Salling!, Asmildkloster (Gad), Randers (Gad), Silkeborg; S. Jonstrup Vang, Bøllemosen, Bromme Plantage, Skelskør (Lind 07 b); Falst. Stubbekøbing and in many other places. *Betula nigra* & *urticifolia*. S. Landbohøjskolens Have.

172. ***Taphrina turgida*** (Sadeb.) Giesenh., Syn: *Exoascus turg.* Sadeb., Syll. VIII ⁸¹⁸ partim & Wt. II ⁸ partim., R 02 a ⁴¹⁹.

Forms witches-brooms on the branches of *Betula verrucosa*, rare.

Betula verrucosa. S. Tisvilde Hegn, Frederiksværk (^{26/5} 94 Joh. Helms see R 96 m ¹³³); Falst. Horreby Lyng (Exc. ^{24/6} 11); B. Dynddalen (Neger 06).

173. ***Taphrina betulæ*** (Fuckel) Johanson 85, R 91 b ²⁶¹ & 02 a ⁴²⁶, Syn: *Exoascus betulæ* Fuckel, Syll. VIII ⁸¹⁸, Wt. II ⁹.




Fig. 7. *Taphrina betulina* Rostrup on *Betula pubescens*, from R 02 a.

June—September, produces vesicular spots on the leaves, but no witches-brooms.

Betula verrucosa. J. Silkeborg, S. Sonnerup Plantage, Folehaven (R 96 m); L. Hardenberg; B. Dynddalen (Neger 06³⁶²), Almindingen.

174. **Taphrina carpini** Rostrup, Syll. VIII⁸¹⁴, R 85 a²³⁸ & 02 a⁴¹⁹ c. icon., Syn: *Exoascus carp.* Rostrup 81 a⁹⁴ & 81 c¹⁵⁴, Wt. II¹⁰; Avnbøgens Heksekostsvamp (R 83 d²⁴⁹ & 89 a²²).

June—Sept. It is Rostrup who made the important discovery that most of the witches-brooms on the trees are caused by attacks of some parasitic fungus of this family. It appears from his diaries that he, as early as 1875, closely examined the numerous witches-brooms found on *Prunus insititia* near his home at Skaarup without succeeding in attaining a definite result; it was not until 1880, when he found numerous similar excrescences on *Carpinus betulus* near Herlufsholm, that he succeeded in proving that all leaves and twigs of the witches-broom were penetrated by a fungus not found outside the same; this put him on the right track, so that soon after he found other similar fungi both in witches-brooms on *Prunus*, *Betula* etc. (R 81 a & 91 b²⁴⁹).

Carpinus betulus. F. Langesø, Ravnholt!, S. Nørreskov, Frederiksberg Have, Herlufsholm (June 80); L. Guldborg, Stensgaard; Møen Ulfshale; B. Common (R, E. W., Neger).

175. **Taphrina coerulescens** (Desm. & Mont.) Tul., Syll. VIII⁸¹⁴, R 02 a⁴²⁶, Syn: *Exoascus coer.* Sadeb. Wt. II¹⁰.

Quercus robur. F. Tiselholt (^{26/7} 91 see R 92 g⁷⁴ & 93 a¹⁰⁹).

176. **Taphrina ulmi** (Fuckel) Johanson, R 91 b²⁵⁹ & 02 a⁴²⁶, Syn: *Exoascus ulmi* Fuckel, Syll. VIII⁸¹⁹, Wt. II¹¹, *Exoasc. campester* Syll. VIII²⁸⁰.

June—Sept.

Forms rather large, pale spots on the leaves, without, however, changing them. Is most frequently found on suckers.

Ulmus campestris. F. Broholm. *Ulmus montana*. J. Krabbesholm Skov!, Silkeborg, Kolding; F. Broholm; S. Lottenborg (^{30/6} 90), Lerchenborg!, B. Allinge (Neger 06).

177. **Taphrina githaginis** Rostrup 91 b²⁵⁷, Syll. X⁶⁸, Syn: *Magnusiella gith.* (R) Sadeb., *Taphridium?* gith. (R) Neger 05⁷¹.

The mycelium penetrates the whole of the host-plant, and the asci break forth everywhere both on stalks and leaves bursting the epidermis. The asci are ellipsoidal, yellowish, 48—58 μ \times 30—45 μ , early filled with numerous conidia so that only among the youngest a few globular spores are found. The conidia are 4—6 μ \times 2—3 μ . The hyphae are 4—6 μ thick. It does not cause hypertrophy to the host-

THIS PAGE IS LOCKED TO FREE MEMBERS

Purchase full membership to immediately unlock this page

Know Your Bible

Forgotten Books' Full Membership provides unlimited access to more than 28,000 volumes of Christian literature for \$8.99/month

**HOLY
BIBLE**

Continue

*Fair use policy applies

insignificant, and the fungus in them so badly developed, that a correct determination is impossible. Such spots are found on leaves of *Prunus spinosa* B. Hammershus (R 06 dd ³⁷⁶) and on *Prunus padus* F. Skaarup & S. Jonstrup Vang.

Prunus domestica. F. Odense (Helweg), Tangegaard (Sehsted). Skaarup; S. Boserup (F. K. R.). *Prunus insititia*. F. Glorup, Bøgeskovgaard (May 81 see R 81 c); S. Frederiksholm; L. (R 91 b ²⁵⁵).

182. **Taphrina pruni** (Fuckel) Tul., R 85 k, 91 b ²⁵³, 02 a ⁴²⁰ c. icon., 04 n, Syn: *Exoascus pruni* Fuckel, Syll. VIII ⁸¹⁷, Wt. II ⁵, R 79 ¹⁷ & 80 a ¹⁵⁴. Blommescvampen (R 76 b ⁴², 88 n ⁴⁹), Bønnesyge (R 93 o ¹⁹), Blommepunge (R 02 a).

It is found in May—June and is most common in rainy years; Rostrup states it to have been particularly common in the gardens in the year 1879.

Prunus domestica. J., F., S., B. (Svaneke!). *Prunus padus*. J., F., S., L.

183. **Taphrina Rostrupiana** (Sadeb.) Giesenhagen 95, R 02 a ⁴²¹, Syn: *Exoascus Rostrupianus* Sadeb., Syll. XI ⁴³⁵, *Taphrina pruni* partim. for instance R 91 b ²⁵³.

Is closely connected with the preceding one, but still to be clearly distinguished from it (R 96 o ¹²⁹); it is common in the fruits of *Prunus spinosa* which become hypertrophied (Saccardo is mistaken in writing "in foliis tumoris").

Prunus spinosa. J. Odder (C. G. Olsen); F. Ringel, O. Aaby, Bjørnemose; S. Lyngby (H. M.), Højsande (F. K. R.), Stignæs (Exc. ^{23/6} 07); Am. Kastrup; B. Hammershus (O. R.).

184. **Taphrina deformans** (Berk.) Tul., R 04 m, Syn: *Exoascus def.* Fuckel, Syll. VIII ⁸¹⁶, Wt. II ⁶, Blæresyge (R 91 b ²⁵⁵, 93 o ²¹, 02 a ⁴²⁴ c. icon.).

What Rostrup (80 a ¹⁵⁵) indicates as *Exoasc. deformans* is both this one, *Taphr. cerasi* and *Taphr. insititiae*. It is very common on peach-trees in the gardens and causes great damage; many trees die from the attack of the fungus (R 90 f, 91 g, 92 o etc.).

Persica vulgaris. J., F., S. etc. common.

185. **Taphrina bullata** (Berk.) Tul. R 84 g & 02 a ⁴²⁵, Syn: *Exoascus bullatus* Fuckel, Syll. VIII ⁸¹⁷, Wt. II ⁵, Pærebladenes Blæresyge (Lind & Ravn 10 ²⁷).

Rostrup states (91 b ²⁵⁹) that the primary attacks take place in spring from the mycelium which has hibernated in the buds. In July—August the spores from them will cause secondary attacks; on the leaves of *Pirus*; produces only rather inconspicuous spots.

Pirus japonica. S. Lyngby, Roskilde. *Pirus communis*. J. Viborg (Gad), Aar-

hus!; F. Tiselholt (¹⁴/₅ 78); S. Lyngby, Vilvorde, Øregaard, Hellerup (R 86 g), Landbohøjskolens Have, Roskilde, Gl. Køgegaard.

186. **Taphrina crataegi** Sadéb., R 91 b ²⁵⁴ & 02 a ⁴²³, Syn: *Exoascus crat.* Sacc. X ⁷⁰, *Exoasc. bullatus* R 80 a ¹⁵⁵ partim.

May–June, in the leaves of *Crataegus monogyna* and *oxyacantha*, common; giving the attacked leaves a bright red colour.

Helvellineae.

Geoglossaceae.

Mitrula.

187. **Mitrula abietis** Fries S. M. I ⁴⁹², Syn: *Mitrula Heyderi* Pers. Fl. D. tab. 1670 fig. 2, Schum. no 2031, *Mitrula cucullata* (Batsch) Fries Epicr. ³⁸⁴, Syll. VIII ³³, Rehm III ¹¹⁴⁸, Granens Heyderie (H 37 ⁸²⁴), Gran Huesvamp (R 98 q ²⁵² c. icon. & 04 a ²¹⁴ c. icon.).

Not uncommon in autumn in large groups on the cover of acicular leaves in spruce forests.

188. **Mitrula paludosa** Fries El. I ²³⁴, Syn: *Mitrula phalloides* (Bull.) Chev. Syll. VIII ³³, Rehm III ¹¹⁴⁷ c. icon., *Leotia Bulliardii* Pers., Fl. D. tab. 1377, Mose-Hættesvamp (H 37 ⁸²³), Sump-Huesvamp (R 04 a ²¹⁴).

May–June. J. Skiveren (Nic. Hartz), Letbæk Mølledam near Varde (J. J. Lund); S. On the beach of Grib sø in great abundance among tufts of *Iris* (O. R. see R 05 b ³¹⁰), on swampy ground by Aldershvile (²²/₅ 87 Rützou); B. Kohullet (E. Hallas).

189. **Mitrula sclerotiorum** Rostrup 88 c, Syll. VIII ³⁶, Syn: *Vibrissea sclerotiorum* R 85 h. Hvid Hættesvamp (R 88 a ³⁸⁷), Huesvamp (R 99 c ¹²⁷), Kløverens Huesvamp (R 93 c & 02 a ⁵⁵⁹ c. icon.), Lit. Kirchner 06 ¹⁹¹ & ²⁰⁹, J. P. Johansen 86.

Ascomate campanulato, globoso-ellipsoideo, albido, margine stipiti adnato; stipite 5–8 mm long., 0,5–1 mm crasso, flexuoso, e sclerotio obscuro enato; ascis cylindraceis v. subclavatis, longe stipitatis, 35–60 μ \times 4–5 μ ; sporidiis in asci superiori parte conglobatis, oblongo-fusoideis, 7–8 μ \times 1–2 μ .

Rostrup first found it in 1884 and classified it as a species of *Vibrissea*; on May 9. 1887 he found it again in abundance at a farm called Constančia near Copenhagen (Saccardo has misunderstood this name, writing Constanz Syll. XII ⁴⁴⁰). Rostrup cultivated the sclerotia making them produce apothecia from June till December, a few sclerotia might

produce 30 apothecia, and the same sclerotia which had produced apothecia one year might very well produce new ones the succeeding autumn.

The sclerotia are very much like the sclerotia belonging to *Sclerotinia trifoliorum*, and Rostrup considers both fungi to cause equal

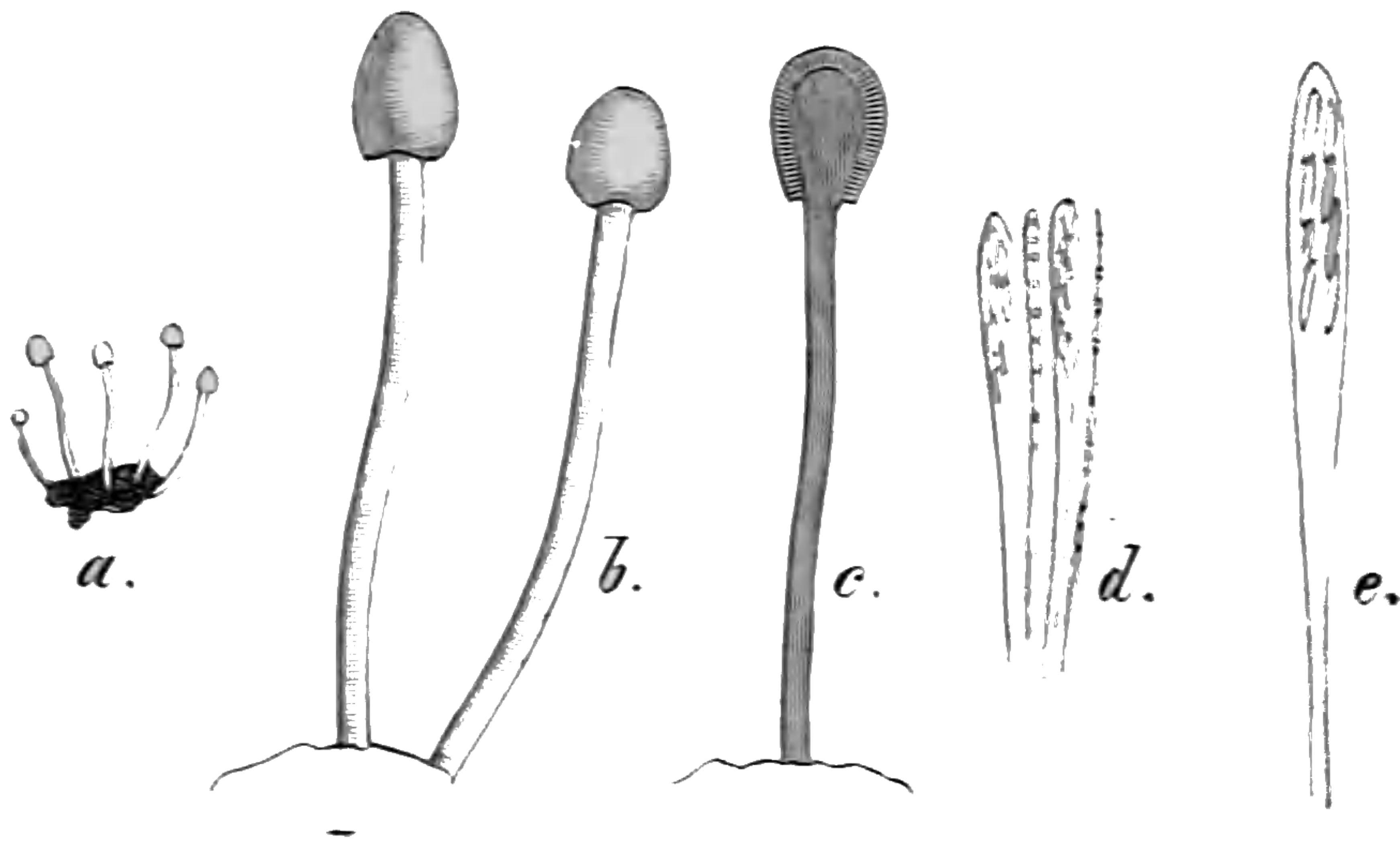


Fig. 5. *Mitrula sclerotiorum*.

a, sclerotium with 5 ascomata $\frac{1}{1}$. b, 2 ascomata $\frac{5}{1}$. c, section of fungus $\frac{5}{1}$.
d, asci and paraphyses $\frac{30}{1}$. e, ascus $\frac{90}{1}$. From R 02 a.

damage. They are often found on the same host-plants, the sclerotia, however, found on *Lotus* always belong to this species (R 93 d¹¹⁰ c. icon).

They have hitherto only been found in Denmark.

Trifolium repens, *hybridum*, *pratense*, *Medicago lupulina*, *Lotus corniculatus* & var: *tenuifolia*.

Corynetes.

El. Durand (08) has given a splendid monograph of this genus and the cognate genera, with numerous figures.

190. **Corynetes arenarius** (R) Durand 08⁴¹⁷, Syn: *Microglossum arenarium* R 92 a⁶⁰⁶ & 92 g⁷⁶, Syll. XI³⁹², *Mitrula ar.* Masee. Ann. Bot. 11²⁰³ 1897, *Leptoglossum latum* Peck. 1895, Syll. XIV⁷⁴³.

Durand made a new description of it based on original specimens which he got from Rostrup. Some years it is found in abundance among the dunes; some years it is not to be found at all. Outside Denmark it has only been recorded as being found in Greenland and Labrador.

J. Skagen (2¹⁰ 02 Mrs. Marie Krøyer, again 28 8 07 C. H. O.), Gaardbogaard (O. R.), Borris Hede (F. & W. 08); S. Hornbæk Strand (7 10 95 see R 95 a²⁰⁸).

191. **Corynetes atropurpureus** (Fries)!, Syn: *Geoglossum atrop.* Fries S. M. I ⁴⁹⁰, *Microglossum atrop.* (Batsch) Rehm III ¹¹⁵², Syll. VIII ⁴⁰, *Clavaria mitrata* Holmskjold 90 ²¹ tab. VIII, *Corynetes purpurascens* (Pers.) Durand, Mørkviolet Tungesvamp (H. 37 ⁸²³), Den hættede Køllesvamp (Holmsk.).

Found in autumn at Stampemøllen near Aarhus at the edge of old mole-hills (Holmskj. 1767).

Microglossum.

192. **Microglossum viride** (Fries) Rehm. III ¹¹⁵¹ c. icon., Syn: *Geoglossum viride* Pers., *Clavaria viridis* Schrad. Fl. D. tab. 1258 fig. 1, *Clav. mitrata viridis* Holmskj. 90 ²⁴ tab. IX, *Clav. serpentina* O. F. Müller 1776 ²⁵⁶, *Mitrule viridis* (P.) Karst., Syll. VIII ³⁸, Grøn Tungesvamp (H. 37 ⁸²³).

Septemb.—Nov. S. Jonstrup Vang (Exc. ^{13/9} 03), Strandmøllen (E. W.), Frederiksdal (O. F. Müller 1775 again Oct. 1845 Joh. Lge), Fortunen (Schum. no 2029), Lyngby Mose (Hoffmeyer), København (Didrichsen); Boserup (Thomson), Billesborg (Exc. ^{7/10} 94).

Leptoglossum.

193. **Leptoglossum littorale** Rostrup 92 g ⁷⁵, Syll. XI ³⁹².

Ascoma 0,5—1,5 cm. alt., 0,2—0,5 cm. cr. clavatum, nigrum; asci 100—120 μ \times 16—18 μ ; sporidia 50—60 μ \times 5 μ , hyalina, 1—5 (saepius 3) locularia; paraphyses brunneae. (See figg. 10—12 tab. I).

Hitherto only found in Denmark.

J. On the shore of Snehvide Sø in Snabegaard Plantage ^{8/8} 90.

Geoglossum.

194. **Geoglossum glutinosum** Fries S. M. I ⁴⁸⁹, Syll. VIII ⁴², Rehm III ¹¹⁵⁴ c. icon., Syn: *Geoglossum glut.* (Pers.) Durand, Slimet Jordtunge R 04 a ²¹⁵.

Rather common among moist grass in autumn. Noticed from: J. Viborg Nørresø!; F. Klingstrup Skov ^{8/10} 73; S. Geelskov.

195. **Geoglossum hirsutum** Fries S. M. I ⁴⁸⁹, Syll. VIII ⁴⁶, Rehm III ¹¹⁵⁷ c. icon., *Trichoglossum hirs.* (Pers.) Boud., *Clavaria ophioglossoides* Holmskjold 90 ¹⁸ tab. 7 non Linné, Lodden Tungesvamp (H. 37 ⁸²²), Haaret Jordtunge (R 69 ⁶² & 04 a ²¹⁴ c. icon., Sev. P. 95 ¹⁰⁸).

J. Kolding (E. W.); F. Mose near Skaarupør; S. Jægersborg Dyrehave (V. Sarauw & R see R 90 n), Københavns Vold Quinti Batteri (Holmskjold); Am. Kongelunden (Exc. ^{14/9} 73); L. Karleby Mose; Falst. Horreby Lyng.

196. **Geoglossum glabrum** Fries S. M. I ⁴⁸⁸, Durand 08, Syn: *Geoglossum ophioglossoides* (L.) Sacc., Syll. VIII ⁴³, Rehm III ¹¹⁵⁵ c. icon.,

Clavaria oph. L., Schum. no 2028, Fl. D. tab. 1076 fig. 2, Slangetunget Kølledrager (Vib. 1793²⁶⁹), Glat Tungesvamp (H. 37⁸²²), Glat Jordtunge (R 69⁶² & Sev. P. 95¹⁰⁷ c. icon.).

Common in meadows in autumn; Durand indicates it as a cosmopolitan species.

Læsø (C. H. O.); F. Kværndrup, Klingstrup, Skaarup; S. Hornbæk Plantage (O. R.), Ruderhegn (Rützou), Geelskov (R 89 h), Frederiksdal (O. F. Müller 1767²²⁶ & 1776²⁵⁶), Billesborg Skov (Exc. 7/10 94).

Spathularia.

197. **Spathularia flavida** Fries S. M. I⁴⁹¹, Syn: *Clavaria spathulata* Müller 1775 & 76²⁵⁶, Fl. D. tab. 658, Schum. no 2030, *Spathularia clavata* (Schaeff.) Sacc., Syll. VIII⁴⁸, Rehm III¹¹⁵⁸ c. icon., Spatelagtig Kølledrager (Vib. 1793²⁶⁹), Gul Spatelsvamp (H 37⁸²³, R 69⁶², 98 q²⁵² c. icon., 04 a²¹⁴ c. icon., Sev. P. 95¹⁰⁷ c. icon.).

O. F. Müller first found it among fallen leaves at Frederiksdal and had it delineated from nature for the "Flora Danica" (Müller 75¹⁵⁸). He closely studied the fungus especially the manner, in which by fits and starts it flings out its spores. It is most frequently found from September—Oct. in old spruce forests; it may also form large fairy-rings:

J. Stendalsgaard Plantage!; F. Klingstrup; S. Jonstrup (H. M.), Ruderhegn (Rützou), Kokkedal (Friedrichsen), Frederikssund, Grevinge Skov, Dyrehaven (Didrichsen), Boserup Skov (Exc. 2/10 87).

Leotia.

198. **Leotia marcida** Fries S. M. II²⁸, Syn: *Cudoniella marc.* (Müller) Sacc., Syll. VIII⁸⁴¹, *Phallus marc.* Müller. Fl. D. tab. 654 fig. 1., *Clavaria tremula* Holmskjold 90²⁷ tab. XI, *Phallus lubricus* Müller 72, Fl. D. tab. 719, *Merulius lub.* Schum. no 1911, *Leotia lubrica* (Scop.) Pers., Durand 08 c. icon., Fries S. M. II²⁹, Syll. VIII⁶⁰⁹, Rehm III¹¹⁶⁵, *Leotia gelatinosa* Hill. Rehm III¹¹⁶⁵ c. icon., Den bævende Køllesvamp (Holmskjold), Gulgrøn Slimhat (R 69⁶⁶ & 04 a²¹⁵ c. icon.).

August—Novemb. on damp soil in the forest.

J. Vang (Ilsted), Marselisborg (Holmskjold); F. Skaarup; S. Nøddebo, Slagslunde Skov (Exc. 20/9 85), Ruderhegn (R 91 j), Dyrehaven (Schum. & R), Bagsværd (Holmskjold), Søndermarken (Didrichsen).

Cudoniella.

199. **Cudoniella acicularis** (Fries) Schroeter, Rehm III¹¹⁶⁷ c. icon., Syn: *Helotium acic.* Fries S. M. II¹⁵⁶, *Hel. elongatum* Schum. no 2037, *Cudoniella Queletii* (Fries) Sacc., Syll. VIII⁴¹.

On an old decayed oak-trunk.

S. Bagsværd (Schum.), Charlottenlund (Didrichsen & E. W.), September.

200. **Cudoniella minima** spec. nov.

Ascomate carnosus, firmulus, hemisphaericus, glabrus, subtus plicis tenuibus, paucis, distantibus, decurrentibus margine tenuiter inflexo, incarnato-rubro, 0,7 mm diam.; stipite teretiusculo, recto, concolor, 0,5—1 mm long.; ascis clavatis $80-88 \mu \times 12-14 \mu$, apice rotundatis, jod ÷, paraphysatis; sporidiis ellipsoideo—elongatis, hyalinis, $16-19 \mu \times 7-8 \mu$. (See fig. 13 tab. I & fig. 14 tab. II).

On *Dicranum scoparium*. J. Borris Kirkegaard (! $6/3$ 12).

Cudonia.

201. **Cudonia circinans** Fries S. V. ³⁴⁸, Syll. VIII ⁵⁰, Rehm III ¹¹⁶⁹ c. icon., Syn: *Leotia circ.* Fries S. M. II ²⁷.

Will often form fairy—rings on the ground in forests under Coniferae, Aug.—November.

J. Nørregaard in Salling!, Nr. Mølle near Viborg!; S. Tisvilde, Ruderhegn (O. R.), Bromme Plantage; L. Juellinge Dyrehave!; B. Almindingen ($12/9$ 88 see R 89 i ²³⁵).

Helvellaceae.

Morchella.

202. **Morchella patula** Fries S. M. II ¹⁰, Syll. VIII ¹⁴, *M. hybrida* (Sow.) Pers., Syll. VIII ¹³, Rehm VII ¹²⁰¹ c. icon.

On the ground. April—May.

S. Gl. Carlsberg (O. R.), Herlufsholm (April 82 O. R.).

203. **Morchella rimosipes** Fries S. M. II ¹¹, Syll. VIII ¹², Rehm III ¹²⁰².

S. Bernstorff Slotspark (Jac. Hartz), Boserup (1872 Thomsen, 87 Mundt, 98 V. A. P.), Skjoldnæsholm (Rützou), Herlufsholm (O. R.).

204. **Morchella conica** Fries S. M. II ⁶ (*M. esculenta* var. con.), Syll. VIII ⁹, Rehm III ¹²⁰³.

J. Riis Skov $19/5$ 97 (Hoffmeyer); S. Meelby Overdrev (H. Petersen).

205. **Morchella gigas** Fries S. M. II ¹¹, Syll. VIII ¹², Rehm III ¹²⁰³.

Found on the ground in forests in May, a specimen which was measured in fresh condition was 16,5 cm. in height, the pileus 3,5 cm. in height and 3,25 cm. in breadth, the stem 2,25—3 cm. thick.

S. Frederiksberg Have, Opgangen til zoologisk Have ($22/5$ 98 see R 99 a ²⁶²).

206. **Morchella esculenta** Fries S. M. II ⁶, Syll. VIII ⁸, Rehm III ¹²⁰⁶, Syn: Phallus esculentus Linné 1753, Fl. D. tab. 53, Spiselig Morkel (Viborg 1793 ²⁶⁷, H. 37 ⁸²⁵, Ørsted 39 ⁸⁴, R 69 ⁶¹ & 04 a ²¹⁶ c. icon.), Den ægte Morkel (Sev. P. 95 ¹⁰⁶ c. icon.).

It particularly occurs on sandy ground on the outskirts of forests from May—July. Concerning its artificial cultivation see J. S. Riis 05 ²⁷. Schumacher (26 ⁶⁸⁷) recommends it as an edible fungus “but only for sweet-tooths and grand seigneurs who do not eat it because it is palatable, but only because it is so expensive.”

F. Ulriksholm (H. 37 ⁸²⁵), Gamtofte (Rørdam), Tiselholt, Vejstrup Aas Ud-løb (R 79 ²³); S. Frederiksdal (Müller 1767 ²²⁴), Botanisk Have (75 Kjærskov, 81 Rützou, 93 A. Lge), Boserup (Thomsen), Ledreborg (H. 37 ⁸²⁵), Hvalsø (C. Jensen), Holsteinborg (H. 37 ⁸²⁵), Skjelskør (P. N. 77 c ³²⁷), Køge Aas (Tousseng); Møen Klinteskoven (Exc. ^{2/8} 73).

207. **Morchella crassipes** Fries S. M. II ⁹, Syll. VIII ¹², Rehm III ¹²⁰⁷.

Found on moist ground near the beach. June.

S. Petersværfts Have (Thymann ^{11/6} 02 see R 05 b ³¹⁰); Møens Klint (Wesenberg-Lund Exc. ^{13/6} 09).

Gyromitra.

208. **Gyromitra esculenta** Fries S. V. ³⁴⁶, Syll. VIII ¹⁶, Rehm III ¹¹⁹⁰ c. icon., Syn: Helvella esc. Fries S. M. II ¹⁶, Schum. no 2036, Elvella mitra Schöff. part. Müller 67 ²²⁷, Fl. D. tab. 116, Biskops Foldhat (Vib. 93 ²⁶⁷), Spiselig Foldhat (Ørsted 39 ⁸⁴, Sev. P. 95 ¹⁰⁵), Sandmorkel (Sev. P. 95 ¹⁰⁵), Stenmorkel (R 04 a ²¹⁶ c. icon.).

Generally occurs on sandy or stony ground in April and May only seldom so late as September.

J. Egebjerg!, F. Allerup (Jak. Lge), Holmstrup; S. Asserbo, Tisvilde (E.W.), Geelskov (Ørsted), Frederiksdal (Müller 67 ²²⁵), Charlottenlund (Schum.), Frederiksberg Have (Fl. D.), Boserup (Gad).

209. **Gyromitra curtipes** Fries 36, Syn: Gyromitra gigas (Krombh.) Cooke, Syll. VIII ¹⁵, Rehm III ¹¹⁹³.

S. Boserup Skov (Thomsen April 72 see Ørsted 72 ¹⁰).

Helvella.

210. **Helvella atra** Fries S. M. II ¹⁹, Syll. VIII ²⁷, Rehm III ¹¹⁸² c. icon., Syn: Elvella atra Oeder Fl. D. tab. 534 fig. 1 (1769), O. F. Müller (1770), Sort Foldhat (Vib. 1793 ²⁶⁷, Holmskjold 99 ⁴⁷ tab. 25).

F. Hjallesø Bøgeskov (Jak. Lge), S. Frederiksdal (Holmskjold).

211. **Helvella pulla** Fries S. M. II ²⁰, Syll. VIII ²⁶, Rehm III ¹¹⁸², Holmskjold 99 ⁴⁹ tab. 26, Fl. D. tab. 2080, Schum. no 2035, “Helv. escu-

THIS PAGE IS LOCKED TO FREE MEMBERS
Purchase full membership to immediately unlock this page



Never be without a book!

Forgotten Books Full Membership gives universal access to 797,885 books from our apps and website, across all your devices: tablet, phone, e-reader, laptop and desktop computer

A library in your pocket for \$8.99/month

Continue

*Fair usage policy applies

Rhizinaceae.

Psilopezia.

216. **Psilopezia aquatica** (Fries) Rehm Mitt. Bayer. Bot. Gess. 1905 no 34⁴²³, Syn: *Peziza aq.* Fries S. M. II¹³⁷ ex Lam. & de C. Flor. Franc. ed. III⁷⁶ 1815, *Humaria aq.* Rehm III⁹⁵⁴.

This fungus seems to have been found very rarely. Not until 70 years after it was first found by de Candolle near Paris was it found again by A. v. Kerner in Tirol on rags in an aqueduct (see Magnus 05⁴⁰¹). I also found it on old clothing but on completely dry ground in a forest; its asci were clavate c. 150 μ (p. sp. 84 μ), 28 μ in breadth, 8-spored, the spores congregated in the outer part of the asci, placed in two rows, oval, 28 μ in length, 16–18 μ in breadth without oil-drops, the paraphyses clavate up to 15 μ thick, septated, granulated. Particularly characteristic is the bright blue colour which the whole epithecium will assume when iodine is added and the carneous, waxy consistence and irregular shape of the ascomata. They are most like dry stains of red oil-paint.

J. Krabbesholm Skov (!^{27/12} 07).

Pezizineae.

Pyronemaceae.

Pyronema.

217. **Pyronema domesticum** (Fries) Sacc., Syll. VIII¹⁰⁹, Rehm III⁹⁶², Syn: *Peziza domestica* Fries S. M. II¹⁰⁷.

On threads of cotton, Sept.

S. København (Feddersen).

218. **Pyronema omphalodes** (Fries) Fuckel, Syll. VIII¹⁰⁷, Rehm III⁹⁶⁴ c. icon., Syn: *Peziza omph.* Fries S. M. II⁷³.

On the ground, especially on the heaths in Jutland, July–Sept.

J. Feldborg, Utoft (Børgesen 04²⁰²). S. Rudersdal; L. Stensgaard.

219. **Pyronema Thümenii** Karsten, Syll. VIII¹⁰⁹, Rehm III⁹⁶⁴.

On the ground in the callunetum. J. Nørlund (12/4 95 F. K. R.).

Pezizaceae.

Sphaerospora.

220. **Sphaerospora confusa** (Cooke) Sacc., Syll. VIII ¹⁹⁰, Rehm III ¹⁰³⁷.

Among moss on a stone-fence. F. Glorup (^{31/3} 67).

Pseudoplectania.

221. **Pseudoplectania nigrella** (Fries) Fuckel, Syll. VIII ¹⁶⁵, Rehm III ¹⁰³⁹, Syn: *Peziza nigrella* Fries S. M. II ⁸¹, *Pez. nigra* Bull., Schum. no 2073, Fl. D. tab. 1788 fig. 2. Sort Bægersvamp (H. 37 ⁸³²), Mørk Bægersvamp (Sev. P. 95 ¹⁰⁹).

On the ground in spruce forests, February—May.

J. Nørresø near Viborg (^{24/2} 84 Gad, again ^{20/3} 06!). S. Birkerød (Schum.), Ravneholm (O. R.), Frederiksdal (April 67 Samsø Lund, again ^{8/4} 1911 L. K. R.), Slagelse (Sev. P.), Mogenstrup Stenskov!.

Detonia.

Detonia Sacc., Syn: *Barlaea* Sacc. non Reichenbach (see Rehm III ¹²⁶⁹).

222. **Detonia arenaria** (Fries)!, Syn: *Barlaea ar.* Osbeck, Syll. VIII ¹¹⁷, Fl. D. tab. 1854 fig. 2. *Peziza arenaria* Fries S. M. II ⁶³, Sand Bægersvamp (H. 37 ⁸²⁹). Rehm (III ⁹⁹⁵) considers it identical with *Plicariella fuliginea*.

J. Lønstrup (E. W.), also found in clean sand on the dunes (Hornemann), finding place not stated.

223. **Detonia cinnabarina** (Fuckel)!, Syn: *Barlaea cin.* (Fuck.) Sacc. Syll. VIII ¹¹², Rehm III ⁹³¹.

Found in tufts of moss. B. Neksø (Bergstedt ^{10/2} 99).

Pustularia.

224. **Pustularia vesiculosa** (Fries) Fuckel, Rehm III ¹⁰¹⁷, Syn: *Peziza ves.* Fries S. M. II ⁵², Syll. VIII ⁸³, R 02 a ⁵⁵⁹, *Pez. vesicularis* Schum. no 2047, Blære-Bægersvamp (R 69 ⁶³).

Occurs most frequently in groups on rich horticultural ground, also on manure (Hansen 76 ³⁴⁰), common. May—Septbr.

J. Viborg!, Kolding!; F. Skaarup; S. Helene Kilde, Ruderhegn (O. R.), København (Børgesen); B. Rønne l.

225. **Pustularia cerea** (Fries)!, Rehm III ¹⁰¹⁸, Syn: *Peziza cerea* Fries S. M. II ⁵², Syll. VIII ⁷⁸.

On manure of mammals (Hansen 76 ³⁴⁰), reported only from this one locality: S. Grevinge.

226. **Pustularia isochroa** (Fries)!, Syn: *Peziza isochroa* Sacc., Syll. VIII⁷⁶, *Pez. vesiculosa* var. *isochroa* Fries S. M. II⁵³.

Both the last mentioned species are often considered to be only varieties of *Pustularia vesiculosa*.

S. Botanisk Have (April 04).

227. **Pustularia amplissima** (Fries)!, Syn: *Peziza ampl.* Fries S. V.³⁴⁹, *Pez. coronaria* Jacq., Syll. VIII⁸¹, *Pustularia coronaria* (J.) Rehm & var. *macrocalyx* (Riess) Cooke, Rehm III¹⁰²⁰.

Møens Klint (¹⁵/₅ 1910 Gerda Boeck).

Plicaria.

228. **Plicaria badia** (Fries) Rehm III¹⁰¹⁰, Syn: *Peziza bad.* Fries S. M. II⁴⁶, Syll. VIII⁸², *Pez. pedunculata* Schum. no 2048.

On the ground in woods or gardens. June—Sept.

J. Stendalsgaards Plantage (Sept. 92 E. W.), Esbjerg!; S. Fredensborg!, Bagsværd Sø (Muus), Gammelmosen (O. R.).

229. **Plicaria pustullata** (Fries) Fuckel, Rehm III¹⁰¹³ c. icon., Syn: *Peziza pust.* Fries S. M. II⁵⁵, *Pez. Fuckelii* Sacc. Syll. VIII⁸⁵.

On horticultural ground.

J. Hagens Mølle near Skive!; S. Furesø.

230. **Plicaria repanda** (Fries) Rehm III¹⁰⁰⁷, Syn: *Peziza rep.* Fries S. M. II⁵¹, Fl. D. tab. 2031 & tab. 2081, *Discina rep.* (Wahlb.) Sacc. Syll. VIII¹⁰⁰, *Peziza granulosa* Schum. no 2045, *Pez. pedunculata* Schum. no 2048.

S. Birkerød "in faginetis" (Schum.).

231. **Plicaria saniosa** (Fries) Rehm III¹⁰⁰⁴, Syn: *Peziza san.* Fries S. M. II⁶⁵, *Galactinia san.* Schrader, Syll. VIII¹⁰⁶.

Only found "upon a somewhat clayey gravel-slope in deep beech-shade." J. Marselisborg Skov August 07 and again July 08 (F. & W. 09³¹¹), the largest specimen had a diam. of 3 cm.

232. **Plicaria membranacea** (Fries)!, Syn: *Peziza memb.* Fries S. M. II⁶³, Schum. no 2095, *Humaria memb.* (S.) Sacc., Syll. VIII¹²⁸, *Humaria fimeti* Fuckel, Syll. VIII¹⁴⁵, *Plicaria fim.* Rehm III¹⁰⁰⁹, *Peziza fim.* Hansen 76²⁶⁷, *Humaria bovina* (Phill.) Sacc., Syll. VIII¹⁴⁶.

On dung of *Bos*, July—August. J. Østervedsted Hede (Hansen); S. "in silvis locis umbrosis" (Schum.).

233. **Plicaria muralis** (Sow.) Rehm III¹⁰⁰⁶, Syn. *Geopyxis mur.* Sacc., Syll. VIII⁷².

F. Dalum Badeanstalt (Jak. Lge).

THIS PAGE IS LOCKED TO FREE MEMBERS

Purchase full membership to immediately unlock this page

Know Your Bible

Forgotten Books' Full Membership provides unlimited access to more than 28,000 volumes of Christian literature for \$8.99/month

**HOLY
BIBLE**

Continue

*Fair use policy applies

240. **Lachnea livida** (Fries) Gill., Syll. VIII ¹⁸⁷, Rehm III ¹⁰⁶⁵, Syn: *Peziza liv.* Fries S. M. II ⁸⁶, Schum. no 2074, Fl. D. tab. 1915 fig. 3, Blyfarvet Bægersvamp (H. 37 ⁸³³).

S. Charlottenlund "in trunco putrido Fagi", April (Schum.).

241. **Lachnea Lojkaeana** Rehm III ¹⁰⁴⁵, Syll. XI ³⁹⁹.

On decaying seeds in the garden of the Seed-inspecting Office near Copenhagen (O. R. ^{7/5} 95), hitherto only recorded from Switzerland.

242. **Lachnea stercorea** (Fries) Gill., Syll. VIII ¹⁸³, Rehm III ¹⁰⁵⁶, Syn: *Peziza sterc.* Fries S. M. II ⁸⁷, Schum. no 2116, Møg-Bægersvamp (H. 37 ⁸³³).

On dung of mammals, *Equus*, *Bos*, *Meles*. Common (Hansen 76 ³⁴⁰); June–August. J. Stendalsgaards Plantage; F. Skaarup; S. Sørslev (Th. Leth), Flaskekroen (O. R.); L. Strynø.

243. **Lachnea theleboides** (Fries) Gill., Syll. VIII ¹⁷⁸, Rehm III ¹²⁴³ not ⁹⁴⁴, Syn: *Peziza thel.* Fries S. M. II ⁸⁸.

Læsø (July 99 C. H. O.).

244. **Lachnea umbrata** (Fries) Phill., Syll. VIII ¹⁷⁴, Rehm III ¹⁰⁵¹, Syn: *Peziza umb.* Fries S. V. ³⁵¹.

J. On moist and sandy ground near Raabjerg Mile (^{12/7} 03!), F. Ellemose near Aalykke (Jak. Lge).

Otidea.

245. **Otidea cochleata** (Fries) Fuckel, Rehm III ¹⁰²⁴, Syn: *Peziza coch.* Fries S. M. II ⁵⁰, Syll. VIII ⁸⁶, Krumbugtet Skaallille (Viborg 93 ²⁷¹), Muslingformet Bægersvamp (H. 37 ⁸²⁸), Musling-Bægersvamp (R 69 ⁶³), Snegle-Bægersvamp (Sev. P. 95 ¹¹⁰), Sneglehusformet Bægersvamp (R 04 a ²⁰⁶).

Generally growing in groups in forests; may, however, also be found on bare sand. May–Octbr.

J. Tversted (M. L. M.), Undallslund!, Borris (F. & W. 08); S. Hornbæk Plantage, Geelskov (O. R.), Ravneholm (O. R.), Frederiksdal (Müller 1767 ²²⁶), Boserup, Faxe (E. W.).

246. **Otidea leporina** (Fries) Fuckel, Syll. VIII ⁹⁴, Rehm III ¹⁰²⁵ c. icon., Syn: *Peziza lep.* Fries S. M. II ⁴⁷, Schum. no 2044, Fl. D. tab. 1077 fig. 2, Hareøre Bægersvamp (R 69 ⁶³).

No doubt this is the species called *Peziza cochleata* by Holmskjold (99 ¹⁸ tab. VI.).

Common in the woods, Sept.–Octob., noticed from J., F., S., in many localities; especially in spruce-forests.

247. **Otidea onotica** (Fries) Fuckel, Syll. VIII ⁹⁴, Rehm III ¹⁰²⁵.

Syn: *Peziza onotica* Fries S. M. II ⁴⁸, Fl. D. tab. 1970 fig. 1, *Pez. rosea* Schum. no 2049, Rosenfarvet Bægersvamp (H. 37 ⁸²⁸), Æseløre Bægersvamp (R 69 ⁶³).

Occasional, especially in deciduous forests. Sept.—Octob.

F. Skaarup, Holmdrup; S. Bøndernes Hegn (Rützou), Hareskoven, Jægersborg (R 90 n), Grevinge.

Humaria.

248. **Humaria humosa** (Fries) Cooke, Syll. VIII ¹²⁰, Rehm III ⁹³⁷, Syn: *Peziza hum.* Fries S. M. II ⁷¹, *Pez. purpurea* Schum. no 2056 b (non Hedw.), Fl. D. tab. 2274 ¹, *Pez. semipurpurea* Hornem., *Pez. fulva* Schum. no 2089.

Rostrup (99 a ²⁶³) believes *Fusarium limosum* Rostrup to be in generic relation to this species, which has, however, not yet been proved.

On moist chalk in a house (Haarlev).

249. **Humaria granulata** (Fries) Quel., Syll. VIII ¹²⁹, Rehm III ⁹⁴², Syn: *Peziza granulata* Fries S. M. II ⁶⁷, Schum. no 2053, *Pez. fimetaria* Schum. no 2090, *Pez. scabra* Müller, Fl. D. tab. 655 fig. 2, Ru Skaallille (Viborg 93 ²⁷¹), Kornet Bægersvamp (H. 37 ⁸³⁰ & R 69 ⁶⁴), Vortet Bægersvamp (R 04 a ²⁰⁷), Lit: Hansen 76 ⁶⁰ c. icon.

Very common on dung of *Bos*. July—Octob.

250. **Humaria subhirsuta** (Fries) Karst., Rehm III ⁹⁴³, Syn: *Peziza* Fries S. M. II ⁷⁰, Schum. no 2117, Fl. D. tab. 1788 fig. 1, *Pyronema* sub. Fuckel, Syll. VIII ¹⁰⁸, *Peziza cinnabarina* Schum. no 2113, *Pez. subh.* var. *rubrocinnabarina* Fries Fl. D. tab. 1787 fig. 2, Faahaaret Bægersvamp (H. 37 ⁸³¹).

Schum. has found it "Insuper materiam viridem in locis humidis circa domos". S. Birkerød, May—June; Didrichsen has found it on human excrement in the former botanical garden. Octob. (Hansen 76 ²⁷¹).

251. **Humaria applanata** (Fries) Rehm III ⁹⁴⁹, Syn: *Peziza* app. Fries S. M. II ⁶⁴, Schum. no 2096, Fl. D. tab. 2081 fig. 3, Syll. VIII ⁹², Flad Bægersvamp (H. 37 ⁸³⁰).

J. Utoft Hede (Børgesen 04 ²⁰²); S. Geelskov & Bagsværd (Schum.).

252. **Humaria rutilans** (Fries) Sacc., Syll. VIII ¹³³, Rehm III ⁹⁶⁰, Syn: *Peziza rut.* Fries S. M. II ⁶⁸, Fl. D. tab. 1916 fig. 2, *Peziza miniata* Schum. no 2109, Ildrød Bægersvamp (H. 37 ⁸³⁰).

On sandy ground among moss and *Calluna*. October. J. Viborg!; S. Brøndshøj (L. K. R.).

253. **Humaria leucoloma** (Fries) Boud., Syll. VIII ¹¹⁸, Rehm III ⁹³⁵, Syn: *Peziza leu.* Fries S. M. II ⁷¹, *Pez. muscorum* Holmskj. 99 ⁴⁰ tab.

21, Fries S. M. II ⁶⁹, *Humaria musc.* (H.) Sacc. Syll. VIII ¹⁴², *Peziza polytrichii* Schum. no 2075, Fl. D. tab. 1916 fig. 2 (but not *Barlaea polytrichii* ("Schum.") Sacc. Syll. VIII ¹¹³, Rehm III ⁹²⁷), Fruehaars Bægersvamp (H. 37 ⁸³⁰), Mos Skaallille (Holmskj.).

Not uncommon on the ground among moss in autumn.

254. ***Humaria merdaria*** (Fries) Cooke, Syll. VIII ¹⁴², Syn: *Peziza merd.* Fries El. II ¹¹.

Not uncommon on dung of *Bos* and *Equus*, Aug.—Octob. J. Ribe; Amager (Hansen 76 ²⁷²).

255. ***Humaria ripensis*** (Hansen)!, Syn: *Peziza rip.* Hansen 76 ⁶¹ c. iconi., Syll. VIII ⁹⁰.

It is most like *Humaria semiimera* Karst., but differs from this and all other related species by the ascomata being produced by a sclerotium (*Sclerotium stercorarium* (de C.) Fries S. M. II ²⁵⁰) which is spherical and shaggy outside. Hansen found these sclerotia in manure of *Oves aries* and *Bos* near Ribe J. in August 1874 and on April 10. ascomata were developed.

Geopyxis.

256. ***Geopyxis ammophila*** Dur. & Mont., Syll. VIII ⁷⁰.

J. "Few, almost entirely sandcovered specimens in loose *Psamma*-downs at Tannishus", August (F. & W. 07 ²⁵²).

257. ***Geopyxis catinus*** (Fries) Sacc., Syll. VIII ⁷¹, Rehm III ⁹⁷², Syn: *Peziza cat.* Fries S. M. II ⁶¹, Holmskj. 99 ²² tab. 8, Fl. D. tab. 2081 fig. 2, *Pez. sphacelata* Schum. no 2061, *Pez. hypoc crateriformis* Hornem. Fl. D. tab. 1558 fig. 1, Terrine Skaallille (Holmskj.), Fadformig Bægersvamp (H. 37 ⁸²⁹).

Sept., on the ground in fagineta. J. Aarhus (1765 Holmskj.); F. Tangeskov (Sehested abundant.); S. Søndermarken (Schum.).

258. ***Geopyxis ciborium*** (Fries) Sacc., Syll. VIII ⁶⁴, Rehm III ⁹⁷⁴ & ¹²⁷⁰, Syn: *Peziza cib.* Fries S. M. II ⁵⁹, Fl. D. tab. 1078 fig. 1, Bægerdannet Skaallille (Viborg 93 ²⁷²), Skaalformig Bægersvamp (H. 37 ⁸²⁹), Lit: R 94 d ¹³.

F. Glorup (April 83 Lyman).

259. ***Geopyxis cupularis*** (Fries) Sacc., Syll. VIII ⁷², Rehm III ⁹⁷², Syn: *Peziza cupularis* Fries S. M. II ⁶², Müller 1767 ²²⁵, Thekopformig Bægersvamp (H. 37 ⁸²⁹), Klokke-Bægersvamp (R 69 ⁶³), Klokkeformet Bægersvamp (R 04 a ²⁰⁶).

Not uncommon on the ground in woods. July—Sept.

THIS PAGE IS LOCKED TO FREE MEMBERS
Purchase full membership to immediately unlock this page



Never be without a book!

Forgotten Books Full Membership gives universal access to 797,885 books from our apps and website, across all your devices: tablet, phone, e-reader, laptop and desktop computer

A library in your pocket for \$8.99/month

Continue

*Fair usage policy applies

268. **Acetabula vulgaris** Fuckel, Syll. VIII⁵⁹, Rehm III⁹⁸³ c. icon., Syn: *Peziza acetabulum* Fries S. M. II⁴⁴, Aaret Skaallille (Viborg 93²⁷¹), Pokal Bægersvamp (R 04 a²⁰⁶).

On moist ground in woods, rare. May–Sept.

F. Hjallesø (Jak. Lge); S. Lillerød (H. M.), Frederiksdal (Müller 67²²⁵), Bregentved (Rützou); Møen Vitmundsnakke.

Macropodia.

269. **Macropodia bulbosa** (Fries) Sacc., Syll. VIII¹⁵⁸, Rehm III⁹⁸⁷, Syn: *Peziza bulb.* Fries S. M. II⁵⁸.

S. Geelskov (23/9 88 see R 89 h & Plowright 88).

270. **Macropodia macropus** (Fries) Fuckel, Rehm III⁹⁸⁵, Syn: *Peziza mac.* Fries S. M. II⁵⁷, Schum. no 2066, Fl. D. tab. 1200 fig. 2, *Helvella mac.* (Pers.) Karsten, Syll. VIII²⁸, *Peziza sublicia* Holmskjold 99²⁶ tab. X, Pælet Skaallille (Holmskj.), Storstokket Bægersvamp (H. 37⁸²⁹), Graa Storfod (Sev. P. 95¹⁰⁸).

Not uncommon, particularly in old grass-fields. September.

Læsø!; J. Aarhus (11/9 1769 Holmskjold); S. Geelskov (E. W.), Charlottenlund & Bagsværd (Schum.), Sorø (Holmskj.), Slagelse (Jak. Lge).

Aleuria.

271. **Aleuria aurantia** (Fries) Fuckel, Rehm III⁹⁷⁰ c. icon., Syn: *Peziza aur.* Fries S. M. II⁴⁹, Müller in Fl. D. tab. 657 fig. 2, Schum. no 2050, Syll. VIII⁷⁴, *Peziza dichroa* Holmskj. 99²⁰ tab. 7, Tofarvet Skaallille (Holmskj.), Orangefarvet Bægersvamp (H. 37⁸²⁸), Orange-Bægersvamp (R 69⁶³ & Sev. P. 95¹⁰⁹ c. icon.), Skarlagen Bægersvamp (R 79²³).

Rather common especially on moist clayey soil; is often found in groups in shady places from Septb.—Nov.

J. Krabbesholm Skov (C. H. O.), Søvang!, Aarhus (Holmskj.), Borris (abundant F. & W. 08); S. Rudersdal Mose (R 84 g), Geelskov (Rützou), Frederiksdal (Müller & Holmskj.), Jægersborg (R 90 n), Vestre Kirkegaard (O. R.), Botanisk Have, and in many other places.

272. **Aleuria bicucullata** (Boud.) Gill., Rehm III⁹⁶⁹, Syn: *Peziza bic.* (B.) Sacc., Syll. VIII⁷⁵.

Møen Lilleklint (Nov. 05 O. R.).

Ascobolaceae.

Lasiobolus.

273. **Lasiobolus papillata** (Fries)!, Syn: *Peziza pap.* Pers., Fries S. M. II⁸⁸, Schum. no 2124, *Pez. diversicolor* Fries S. M. II⁸⁸, *Pez. div.*

var. *luteosubferruginea* Fries Fl. D. tab. 2082 fig. 1; *Pez. strigosa* Schum. no 2123 (not Fries S. M. II ¹⁰³), *Elvella equina* Müller Fl. D. tab. 779 fig. 3, *Lasiobolus equinus* Karsten, Rehm III ¹⁰⁹⁶ c. icon., Syll. VIII ⁵³⁶, Fl. D. tab. 1918 fig. 2. Forskelligfarvet Bægersvamp (H. 37 ⁸³³).

Common on dung of mammals (*Bos*, *Equus*, *Cervus*, *Canis*, *Oves* etc.), also on rich soil and decayed leaves (Hansen 76 ²⁹¹). April–July.

274. ***Lasiobolus pulcherrimus*** (Crouan) Schroeter, Rehm III ¹⁰⁹⁸, Syn: *Peziza pulch.* Boud., *Lachnea pulch.* Cooke, Syll. VIII ¹⁸¹.

Quite common on dung of *Bos*, Sept.–Nov. (Hansen 76 ²⁷¹).

Ascophanus.

275. ***Ascophanus cinerellus*** (Karsten) Hansen 76 ²⁹¹, Syll. VIII ⁵³², Rehm III ¹⁰⁸⁵.

Rather common on dung of *Bos* and *Cervus*, May–August (Hansen).

276. ***Ascophanus cinereus*** (Crouan) Boudier, Syll. VIII ⁵³¹, Syn: *Peziza cinerea* Karst. not Batsch.

On old dung of *Equus*. S. Dyrehaven (March 74 see Hansen 76 ²⁷²).

277. ***Ascophanus granuliformis*** (Crouan) Boud., Syll. VIII ⁵³⁰, Rehm III ¹⁰⁸⁹.

Not uncommon on old dung of *Bos*, *Oves*, *Lepus*. J. & S. (Hansen 76 ²⁹¹).

278. ***Ascophanus Holmskjoldii*** Hansen 76 ²⁹⁰ c. icon., Syll. VIII ⁵³⁰, Rehm III ¹⁰⁹² c. icon., Syn: *Asc. incanus* (Phil.) Sacc., Syll. VIII ⁵²⁹.

On old dung of *Bos*, April–June.

279. ***Ascophanus microsporus*** (B. & Br.) Hansen, Syll. VIII ⁵²⁸, Rehm III ¹⁰⁸⁸.

Not uncommon on old dung of *Bos*; autumn (Hansen 76).

280. ***Ascophanus minutissimus*** Boud., Syll. VIII ⁵³³.

Not uncommon on dung of *Bos* & *Oves*, summer.

J. Ribe & Manø (Hansen 76 ²⁹²).

281. ***Ascophanus nitidus*** (Fuckel) Hansen 76 ²⁹¹, Syll. VIII ⁵²⁹, Rehm III ¹⁰⁹⁵.

Rather common on old dung of *Bos*, Aug.–Sept.

282. ***Ascophanus ochraceus*** (Cr.) Boud., Syll. VIII ⁵³¹, Rehm III ¹⁰⁹¹.

Common on dung of *Bos*. May–August.

J. Hjortlund & Ribe; S. Charlottenlund (Hansen 76 ²⁹¹).

283. ***Ascophanus subfuscus*** (Crouan) Boud., Syll. VIII ⁵³², Rehm III ¹⁰⁸⁹.

Abundant on old human excrement, April, Nov.—Dec.
Amager Albertis Fabrik (Exs. Rbh. cent. XXI, Hansen 76²⁹²).

284. **Ascophanus vicinus** Boud., Syll. VIII⁵³⁰.

S. Næstved, a single specimen on old dung of *Lepus* Dec. 74 (Hansen 76²⁹¹).

Ascozonus.

285. **Ascozonus cunicularis** (Boud.) Renny, Syn: *Rhyparobius argenteus* Berk. & Br. Syll. VIII⁵⁴³.

Most frequently the ascomata occurs rather scantily. On dung of *Canis*, *Lepus*, *Mus* etc. May.

S. Rudersdal. Holsteinborg, Ørsløv (Hansen 76²⁹⁷).

Rhyparobius (Rhyparobius Sacc.).

286. **Rhyparobius crustaceus** (Fuckel) Hansen, Syll. VIII⁵³⁹, Rehm III¹¹⁰³ c. icon., Syn: *Rhyparob. brunneus* Boud., Syll. VIII⁵⁴⁰ (see Hansen 76²⁹²).

On old dung of *Bos*, *Canis*, *Oves*.

J. Ribe; F. Skaarup (1¹/₄ 65); S. København (Hansen).

287. **Rhyparobius dubius** Boudier, Syll. VIII⁵⁴¹.

Found only once on old dung of *Bos* near Ribe (July 74 see Hansen 76²⁹²).

288. **Rhyparobius felinus** Boud., Syll. VIII⁵⁴⁰.

On dung of *Lepus*. F. Skaarup (1¹/₄ 65).

289. **Rhyparobius myriosporus** (Cr.) Boud., Syll. VIII⁵⁴⁰, Rehm III¹¹⁰⁴, Syn: *Chilonectria myr.* (Cr.) Sacc., Syll. II⁴⁵⁴.

Found only once near Klingstrup, F., June.

290. **Rhyparobius sexdecimsporus** (Cr.) Sacc., Syll. VIII⁵⁴¹, Rehm III¹¹⁰⁰, Syn: *Ascophanus sex.* Boud.

On old dung of *Equus*, near Ribe (Hansen 76²⁹¹).

Boudiera.

291. **Boudiera microscopica** (Cr.) Cooke, Syll. VIII⁵¹³, Rehm III¹¹¹⁴, Syn: *Ascobolus mic.* Crouan.

On dung of *Canis*, abundantly near Hellebæk. S. (July 74 see Hansen 76²⁹⁴).

Saccobolus.

292. **Saccobolus depauperatus** (Berk. & Br.) Hansen, Syll. VIII⁵²⁵, Rehm III¹¹¹⁷.

On dung of *Bos*, *Equus*, *Oves*.

J. Ribe & Manø (Hansen 76²⁹³ c. icon.).

THIS PAGE IS LOCKED TO FREE MEMBERS

Purchase full membership to immediately unlock this page

Know Your Bible

Forgotten Books' Full Membership provides unlimited access to more than 28,000 volumes of Christian literature for \$8.99/month

**HOLY
BIBLE**

Continue

*Fair use policy applies

On fallen branches on the ground in forests in spring, not uncommon.

J. Krabbesholm Skov (! & C. H. O.); F. Broholm (Sehested), Klingstrup (1/1 78), Vejstrup Aaskov.

303. **Sarcoscypha melastoma** (Fries) Cooke, Rehm III ¹⁰⁷⁰, Syn: *Peziza melastoma* Fries S. M. II ⁸⁰, *Plectania mel.* (Sow.) Fuckel, Syll. VIII ¹⁶³, *Sphaeria monocarpa* Schum. no 1339 (see R 85 g ¹⁶), Fl. D. tab. 2159 fig. 1.

Schumachers specimen is still existing in his herbarium (fasc. 24 no 14).

S. on fallen twigs (Schum.).

304. **Sarcoscypha radiculata** (Fries) Cooke, Syll. VIII ¹⁵⁶, Rehm III ¹⁰⁷³, Syn: *Peziza rad.* Fries S. M. II ⁸¹.

Sept.—Octob., on the ground. J. Vejlefjord Sanatorium (O. Hørring), S. Aasevang (O. R. and F. & W.), Jonstrup Vang (Exc. ^{13/9} 03).

Chlorosplenium.

305. **Chlorosplenium aeruginosum** (Fries) de Not., Syll. VIII ³¹⁵, Rehm III ⁷⁵³ c. icon., Syn: *Elvella aer.* Oeder Fl. D. tab. 534 fig. 2, *Peziza aer.* Fries S. M. II ¹³⁰, Fl. D. tab. 1200 fig. 1, Schum. no 2106, *Merulius aer.* Schum. no 1919, Spanskgrøn Skaallille (Holmskj. 99 ²⁸ tab. XII), Søgrøn Foldhat (Viborg 1793 ²⁶⁸), Spanskgrøn Bægersvamp (H. 37 ⁸³⁹).

It was first found in Denmark by Holmskjold near Aarhus September 11. 1765, but he did not publish his discovery until 1799. Oeder is the first one to describe and delineate this fine fungus in the "Flora Danica" 1769 from specimens brought back from Iceland by Koenig. Koenig is also sometimes mentioned as its author, this is incorrect for he has not described it; but in the succeeding year O. F. Müller published a new description in his "Flora Islandica". It may sometimes be found as completely circular, discoid specimens, sometimes as large irregularly auriculate ones like an *Otidea*; Schumacher has given different names to the two forms, and Rostrup (97 m ⁴⁶) also mentions that he has found the unilaterally developed ascomata of up to 2 cm. in height on twigs of *Alnus* near Frederiksdal.

Its conidial stage is called *Dothiorina Tulasnei* (Sacc.) v. Høhn 11 a ⁴⁶³.

Noticed on twigs and branches of *Alnus*, *Betula*, *Fagus*, *Quercus* and *Pirus* from all parts of the country.

Ciboria.

306. **Ciboria caucus** (Fries) Fuckel, Syll. VIII ²⁰², Rehm III ⁷⁵⁶,

Syn: *Peziza caucus* Fries S. M. II ¹²⁶, Fl. D. tab. 2084, *Pez. anularis* Schum. no 2057, Rakle Bægersvamp (H. 37 ⁸³⁸).

On fallen catkins of *Populus alba*, April.

S. Charlottenlund (Schum.).

Rutstroemia.

307. **Rutstroemia bolaris** (Fries) Rehm III ⁷⁶⁵, Syll. VIII ²⁰⁴, Syn: *Peziza bol.* Fries S. M. II ¹¹².

Fagus silvatica S. Frederiksdal (27/10 95).

308. **Rutstroemia firma** (Fries) Karsten, Rehm III ⁷⁶⁴ c. icon., Syn: *Peziza firma* Fries S. M. II ¹¹⁷, *Ciboria firma* (Pers.) Fuckel, Syll. VIII ²⁰³, *Pez. explanata* Holmskjold 99 ³⁵ tab. XVIII, *Pez. globosa* Fries S. M. II ⁶⁰, Schum. no 2065, *Geopyxis glob.* Sacc., Syll. VIII ⁶⁴, *Pez. alutacea* Schum. no 2110, Fl. D. tab. 2275 fig. 1, *Peziza tomentosa* Schum. no 2088, Fl. D. tab. 1916 fig. 3, Fries S. M. II ⁷⁹, *Macropodia toment.* Sacc., Syll. VIII ¹⁶⁰ (see R 96 m ¹³⁴).

On dead twigs on the ground, Sept.—Nov.

Alnus incana J. Hald!, *Quercus robur* J. Viborg!, Havreballe & Myreholm Skove (Holmskj.); F. Skaarup; S. Friderichshvile near Birkerød (Schum.), Dyrehaven (Schum. & R.). *Ulmus*. J. Asmildkloster (Gad).

Sclerotinia.

This genus consists exclusively of true parasites and has, therefore, highly interested the phytopathologists; Rostrup often studied the species belonging to this genus, especially *Sclerotinia trifoliorum*, and has contributed much to our knowledge of the individual species. Also in sheer mycological respect, the individual species of *Sclerotinia* are of great interest.

The genus is to be divided into two strictly separated parts: the species with chlamydospores (*Monilia*) and the species without *Monilia*; as has also been suggested by Woronin (95); a third division set up by Woronin viz the heteroecious ones will of course be identical with those of the first one.

Boudier (85) divided the genus into two subgenera: *Stromatinia* (Pédicule naissant d'un stroma étalé) and *Sclerotinia* (Pédicule naissant d'un sclérote). Rehm. (III ⁸⁰⁴) and Lindau (E. & P. 97 ¹⁹⁷) use the name of Boudier, *Stromatinia* in quite another way, referring to it all species of *Sclerotinia* forming sclerotia in fruits. This is quite an accidental character which does not deserve to be made the basis of the division and has the effect that *Sclerotinia pseudotuberosa*, *alni* and *betulae* which are just *Eusclerotinia*e are referred to *Stromatinia*.

I shall state all the more common species of *Stromatinia* and the corresponding forms of *Monilia*. As to some of the species, both

forms are regularly alternatingly developed, as to other species, it has been proved that the propagation depends almost alone on the *Monilia*, the ascigerous stage being somewhat accidental.

<i>Sclerotinia padi</i>		corresponding to <i>Monilia</i>		<i>Linhartiana</i>
—	<i>fructigena</i>	—	—	<i>fructigena</i>
—	<i>Johnsonii</i>			<i>crataegi</i>
—	<i>mespili</i>			<i>necans</i>
	<i>cinerea</i>			<i>cinerea</i>
	<i>laxa</i>			<i>laxa</i>
—	<i>amelanchieris</i>		—	<i>amelanchieris</i>
	<i>corni</i>		—	<i>corni</i> (Reade 08)
—	<i>angustior</i>		—	<i>angustior</i>
—	<i>polycodii</i>		—	<i>polycodii</i>
—	<i>Seaveri</i>			<i>Seaveri</i>
—	<i>vaccinii corymbosi</i>	—	—	<i>vaccinii corymbosi</i>

Further the six following species of *Sclerotinia* on *Vacciniaceae* are corresponding to *Monilia*-forms to which no special names are given, they are: *Sclerotinia megalospora*, *urnula*, *oxycocci*, *baccarum*, *rhododendri* and *ledi*.

The species of the subgenus *Eusclerotinia* produce sclerotia in all parts of the host-plant, in roots, stems, leaves and fruits; the sclerotia are rounded and they only partly assume the shape of their surroundings. The propagation takes place by means of the ascospores, the growth of the mycelium plays, however, rather a considerable part in this section; the conidia which are either produced by the sclerotia itself or by the mycelium in the host are described as incapable of germinating, their significance is still unknown; several of the sclerotia have received special names; I shall state the more common species:

<i>Sclerotinia Curreyana</i>	<i>Sclerotium junci</i> Desm.	<i>Sphacelia Curreyana</i> Grove (12)
—	<i>scirpicola</i>	—
		<i>scirpicola</i> F. & W. (11)
—	<i>Duriaeana</i>	—
		<i>ambiens</i> (Desm.) Sacc.
—	<i>bulborum</i>	—
		<i>minutum</i> Desm.
	<i>sp.</i>	—
		<i>cepivorum</i> Berk.
—	<i>nervisequia</i>	—
		<i>nervale</i> Fries
—	<i>betulae</i>	
		(<i>Sphacelia</i> see Maul Hedwigia 94 ²¹⁵)
—	<i>alni</i>	
		<i>Sphacelia</i> (see Zopf. Mycot. March no 1880).
—	<i>pseudotuberosa</i>	

THIS PAGE IS LOCKED TO FREE MEMBERS
Purchase full membership to immediately unlock this page



Never be without a book!

Forgotten Books Full Membership gives universal access to 797,885 books from our apps and website, across all your devices: tablet, phone, e-reader, laptop and desktop computer

A library in your pocket for \$8.99/month

Continue

*Fair usage policy applies

311. **Sclerotinia Duriaeaana** (Tul.) Quel., Syll. VIII¹⁹⁹, Rehm III⁸²⁰.
Carex paniculata. F. Stubbekøbing Gaassø (28/7 80).

311 b. **Sclerotinia Aschersoniana** P. Henn. & Ploettner, Syll. XVI⁷²².

O. Rostrup cultivated the sclerotied fruits for 1½ years before they produced ascomata, from July 1896 to May 1898.

Carex paludosa. S. Jægerhuset (O. R.). *Carex paniculata*. S. Trørød Mose (O. R.).

312. **Sclerotinia alni** Maul, Rehm III¹²³⁷, Lit: O. R. 97²⁵⁷, Bubak 04 c, R 97 m⁴⁷ & 02 a⁵⁵² c. icon.

O. Rostrup cultivated the sclerotied fruits for 1½ years before they produced ascomata, from November 95 to March 97 and from October 96 to March 98. He believes the infection to take place in the buds in spring. I have found the ascomata in great abundance in the forests in February and March and watched them fling out ascospores in clouds at that time, so I must believe that the infection takes place during the blossoming of the trees which occurs just then. Both O. Rostrup and I have found a few ascomata on the male catkins.

Alnus incana. J. Undallslund! (Exs. Vgr.); S. JonstrupVang (Raunkiær), Gammelmose, København (29/12 95 O. R.), Falst. Boto Nor (R 99 b).

Alnus glutinosa. J. Skagen, Sæby; S. JonstrupVang (Raunkiær), Vestre Kirkegaard (O. R.).



Fig. 9. *Sclerotinia alni*.

Twigs of *Alnus* with affected catkins, 4 sclerotia with ascomata $\frac{1}{1}$, 2 asci, 5 ascospores. From R 02 a.

313. **Sclerotinia betulae** Woronin, Rehm III ¹²³⁶, Lit: R 02 a ⁵⁵³.
Betula verrucosa. S. Lyngby Mose (^{28/6} 04 O. R.), Damhussøen (Rafn); B. Hammershus & Helligdommen (Neger 06). *Betula papyrifera*. S. København (O. R.).

314. **Sclerotinia Candolleana** (Lév.) Fuckel, Syll. VIII ¹⁹⁸, Rehm III ⁸¹⁰, R 02 a ⁵⁵², Syn: Peziza Cand. Lév., R 80 a ¹⁸⁷, Sclerotium quercinum Schum. no 185, Bulet Beensvamp (H. 37 ⁸⁵¹).

The sclerotia may be found in abundance in autumn on leaves and twigs, especially on the trees which have been cut in summer, or on broken branches. Rostrup has cultivated those sclerotia (66 ²¹⁶ c. icon.) making them produce ascomata in February and March; in the forest Rostrup found ascomata in June, and sclerotia which he placed for germination in June produced ascomata in July.

Quercus robur. J. Krabbesholm Skov!; F. Klingstrup, Skaarup (^{27/12} 1865); S. Boserup, Sorø; L. Nakskov. *Castanea sativa*. J. Viborg (Gad).

315. **Sclerotinia pseudotuberosa** Rehm III ⁸⁰⁹ c. icon., R 02 a ⁵⁵² c. icon., Syn: Ciboria pseud. Rehm, Syll. VIII ²⁰¹.

Quercus robur. F. Dalum (Oct. 99 & again ^{4/11} 05 Jak. Lge); L. Hardenberg (April 97).

316. **Sclerotinia sclerotiorum** (Libert) Brefeld, Syn: Pez. scler. Libert 1837, R 71 ⁵⁷, Pez. sclerotii Fuck., R 66 ²¹⁴, Sclerotinia Libertiana Fuck., Syll. VIII ¹⁹⁶, Rehm III ⁸¹⁶ & ¹²⁶⁸, R 92 j ⁵⁷, 94 e ⁵⁹⁷ c. icon. & 02 a ⁵⁴⁷ c. icon. Sclerotium varium Pers., Fries S. M. II ²⁵⁷, Scler. ovatum Schum. no 1380, Scler. compactum de C., Fries S. M. II ²⁵⁸, Stængelforraadnelse (Wiegmann 39 ⁸²), Rapsens Meldrøjer (R 71 ⁵⁷), Rodfrugternes Bægersvamp (R 93 d ¹⁰⁶ c. icon. & M. L. M. 08 ¹⁵²), Lit: Westerdijk 11.

Rostrup (66 ²¹⁴) cultivated the sclerotia in 1863; they produced ascomata in June of that year and again in April of the following year, as many as 25 ascomata on a single sclerotium; he names the ascomata *Peziza clavata* Pers., Fries S. M. II ¹²², which name is possibly synonymous with ours; Rostrup also cultivated "Sclerotium durum dipsaci Fries" from the receptacles of *Dipsacus* and succeeded in producing ascomata in April; he even tried to place "Sclerotium compactum helianthi de C" which had been kept dry for several years, on moist sand and succeeded in making it produce ascomata. Jak. Lange also cultivated sclerotia of heads of *Helianthus* and succeeded in making them produce ascomata.

The sclerotia belonging to this species are of very varying shape and size in proportion to the tissue of the host-plant; the largest and most regularly rounded shapes are found within the loosely built stalks of larger herbs, in the receptacle of *Compositae* where it was

already found by Troyel (1791), in roots of *Brassica* or fruits of *Cucurbita*. In the thin branches of *Daucus* sclerotia may sometimes be produced in abundance; Rostrup states that some kilogrammes were once brought to him of a size like that of the fruits of the *Daucus* and set free from the stalks merely by the thrashing of the *Daucus*.

In the stems of many greater herbaceous plants: *Beta*, *Brassica*, *Sinapis*, *Heracleum*, *Daucus*, *Carum* (R 92 b), *Phaceolus* (R 89 j⁷⁴⁸, 92 j⁵⁷ c. icon. & 02 a⁵⁴⁷ c. icon.), *Cucumis*, *Solanum*, *Dipsacus*, *Cichorium*, *Helianthus* (in the receptacle see Troyel 1791).

317. ***Sclerotinia tuberosa*** (Fries) Fuckel, Syll. VIII¹⁹⁵, Rehm III⁸¹⁴, R 02 a⁵⁵¹ c. icon., Syn: *Peziza tub.* (Hedw.) Bull., Fries S. M. II⁵⁸, R 66²⁰⁵, 69⁶², 71 a⁴⁴, *Rutstroemia tub.* Karst., Sev. P. 95¹⁰⁸, *Peziza radicata* Holmskj. 99²⁴ tab. 9, Rodfuld Skaallille (Holmskj.), Roeformet Bægersvamp (H. 37⁸²⁹), Knoldet Langfod (Sev. P.), Knoldet Bægersvamp (R 69⁶², 71 a⁴⁴, 79 d²⁰), Anemonens Knoldbægersvamp (R 04 a²¹⁰).

Not uncommon, April–May.

Anemone nemorosa. J. Krabbesholm Skov!, Aarhus (1766 Holmskj.), Nebsager!; F. Skaarup, Klingstrup, Vejstrup Aaskov (R 79 d²⁰); S. Geelskov (L. K. R.), Jonstrup Vang, Ermelunden (O. R.), Boserup (L. K. R.); Falst. Nykøbing (C. H. O.). *Anemone* sp. cult. S. København (M. Lorentzen see R 02 a⁵⁵¹).

318. ***Sclerotinia trifoliorum*** Er., Syll. VIII¹⁹⁶, Rehm III⁸¹⁷, R 02 a⁵⁴⁹ c. icon., Kløverens Bægersvamp (R 93 d¹⁰³ c. icon.), Lit: P. Nielsen 78.

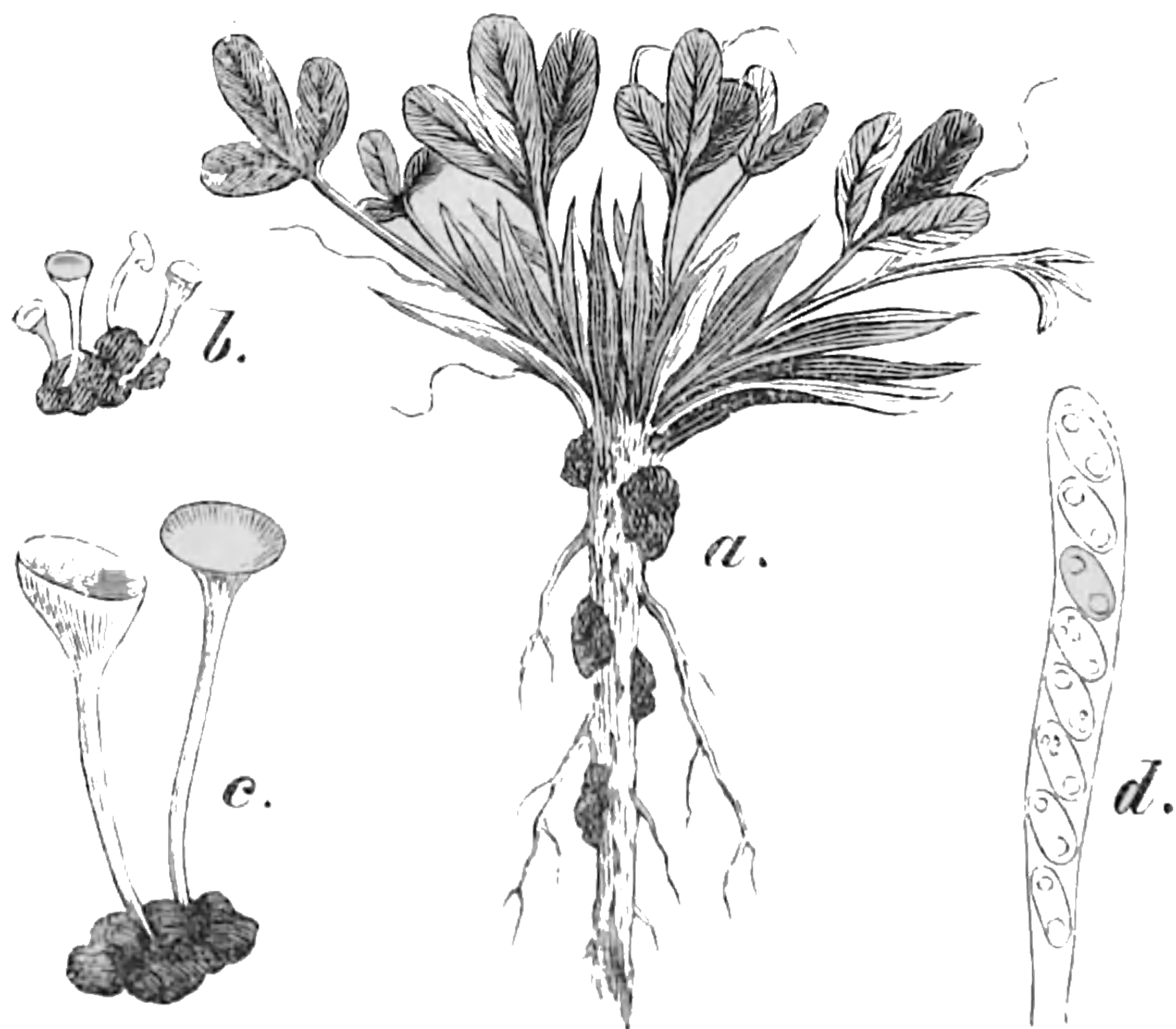


Fig. 10. *Sclerotinia trifoliorum*.
a affected *Trifolium pratense*, b sclerotium with ascomata,
c sclerotium with ascomata, enlarged, d ascus $\frac{3000}{1}$.
From R 02 a.

Rostrup has made a very close study of this fungus and contributed much to its biology. He first found it in 1869 near Skaarup and mentioned it (71⁵⁹) as *Peziza ciborioides*, a name which Fries in S. M. II¹¹⁸ has applied to a similar species which is, however, stated to be found "ad culmos". During the years 1885-1890 Rostrup made a great many experiments in cultivation in the field with this fungus which

THIS PAGE IS LOCKED TO FREE MEMBERS

Purchase full membership to immediately unlock this page

Know Your Bible

Forgotten Books' Full Membership provides unlimited access to more than 28,000 volumes of Christian literature for \$8.99/month

**HOLY
BIBLE**

Continue

*Fair use policy applies

Desmazierella.

325. **Desmazierella acicola** Libert, Syll. VIII ³⁸⁶, Rehm III ¹⁰⁴¹ c. icon.

On fallen leaves of *Pinus silvestris*. S. Tisvilde (²⁷/₅ 00).

Dasyscypha.

326. **Dasyscypha pteridis** (Fries) Rehm III ⁸⁴⁶, Syn: *Peziza* pt. Alb. & Schw., Fries S. M. II ¹⁴⁴, *Trichopeziza* pt. Rehm, Syll. VIII ⁴²³.

On dead fronds of *Pteridium aquilinum*. J. Thorsager Skov (¹⁵/₅ 04!).

327. **Dasyscypha pulverulenta** (Lib.) Sacc., Syll. VIII ⁴⁶², Rehm III ⁸⁵⁰.

On fallen leaves of *Pinus montana*. J. Margrethelund (¹³/₅ 04!).

328. **Dasyscypha Willkommii** Hartig, Rehm III ⁸³², Syn: *Corticium amorphum* Willk. (67 ¹⁶⁷) non Fries, *Dasysc. calycina* Fuckel partim., Syll. VIII ⁴³⁷, Lærkens Bægersvamp (R 79 b ⁶⁹), Lærkekræft (R 89 a ²⁰ & 02 a ⁵³⁷ c. icon.).

Very common, a pernicious parasite on the stems and branches of *Larix decidua*. Rostrup found it in all parts of the country and often recorded its distribution and biology; he supposes that it was the attack of this fungus which destroyed all larger plantations of *Larix* in Denmark during the years 1840—50 (R 79 b ⁶⁹). Rostrup first noticed it near Viborg in 1874. Rostrup (83 d ²⁵⁰) states a particularly severe attack on three- or four-years-old *Larix* near Glorup on which occasion he noticed that a conidial stage of this fungus was like whitish warts, producing curved spermatia. The attack seemed to be dependent on meteorological circumstances (frost etc.); in plantations on the dunes of the North-Sea, this fungus completely prevents the cultivation of *Larix* (R 83 d); at Tisvilde its attacks are also very considerable (H. M. 90 ¹⁷⁵) especially in cold hollows (R 79 b).

Besides on *Larix decidua* it has a few times been noticed on *Larix sibirica*. J. Borridsø (Aug. 09 F. K. R.) and *Larix leptolepis* (F. K. R.).

329. **Dasyscypha calycina** (Fries) Fuckel, R 02 a ⁵⁴³, Syll. VIII ⁴³⁷ partim., Syn: *Peziza cal.* Schum. no 2079, Fl. D. tab. 1917 fig. 1, *Pez. cal. f. Pini silvestris* Fries S. M. II ⁹¹, *Dasyscypha calyciformis* (Willd.) Rehm III ⁸³⁴ c. icon., ? *Peziza flava* Schum. no 2059, Granens Bægersvamp (R 04 a ²⁰⁹).

Rehm rejects the old, well-known name of *calycina* judging it to be a common name of several species which has often been used for other species than the present one; the latter supposition is, no doubt, quite correct, but according to my opinion it is not incontrovertible,

as there is no doubt as to which species Schumacher and Fries have dealt with. Vuillemin (88) has wrongly used the same name for another fungus which he calls *Trichoscypha calycina* (Schum.) Vuill.-Lachnellula cal. (Vuil.) Sacc., Syll. VIII³⁹¹; its name has by Rehm been altered to *Lachnellula "Schumanni"* Rehm III⁸⁶³ (I suppose it ought to have been *Schumacheri*).

Common on fallen twigs, dead branches and cones; it is by no means as pernicious as the above-mentioned one, still Rostrup often found it on cancer-like wounds of branches and trunks (see R 85 o¹¹, 90 a¹⁹⁹, 96 o¹¹⁹); the apothecia are chiefly developed in April—May, it may, however, also be found even from December till June.

Phoma abietina Hartig is supposed to be its conidial fructification (Rehm l. c.).

Picea excelsa. J. Palsgaard; S. (Schum.) and many other places. *Picea sitchensis* S. Asserbo Plantage. *Pinus silvestris* & *montana* common, *Pinus strobus*. J. Silkeborg!; F. Erholm. *Pinus austriaca*. S. Tisvilde (Helms). *Abies balsamea*. J. Feldborg (Helms). *Abies alba* common.

330. ***Dasyscypha varicolor*** (Fries)!, Syn: *Peziza* var. Fries S. M. II¹⁰⁰, *Pez. sulphureo-caesia* Schum. no 2114, *Dasyscypha albolutea* (Pers.) Rehm III⁸⁴², *Trichopeziza alb.* (P.) Sacc., Syll. VIII⁴¹².

On wood, S. Gribskov (Oct. 90 O. R.).

331. ***Dasyscypha cerina*** (Fries) Fuckel, Syll. VIII⁴⁵³, Rehm III⁸⁴⁷ c. icon., *Peziza cer.* Pers., Fries S. M. II⁹², Fl. D. tab. 1786 fig. 2, *Pez. bicolor* Schum. no 2085, *Pez. biformis* Fries, Fl. D. tab. 1620 fig. 2, *Pez. marginata* Holmskj. 99³⁹ tab. 20, Randet Skaallille (Holmskj.), Voxfarvet Bægersvamp (H. 37⁸³⁴), Voxgul Bægersvamp (R 04 a²⁰⁸).

On fallen twigs, cups etc., June—Nov.

Salix caprea. J. Daugbjerg!. *Corylus avellana*. F. Klingstrup, Skaarup; S. Bagsværd (Schum.), Dyrehaven; L. Stensgaard. *Fagus silvatica*. J. Knivholt!, F. Vejstrup.

332. ***Dasyscypha radians*** (Saut.) Rehm III⁸²⁹, Syn: *Trichopeziza rad.* Sacc. Syll. VIII⁴²⁹.

On twigs of *Berberis vulgaris*. J. Skive (!^{20/3} 96).

Dasyscypha virescens (Fries) Rehm III¹²³⁸, Syn: *Peziza vir.* A. & S., Schum. no 2119, Fries S. M. II¹⁰⁴, Fl. D. tab. 1785, *Trichopeziza vir.* (Schum.) Sacc., Syll. VIII⁴²⁷, Grønlig Bægersvamp (H. 37⁸³⁶).

A very dubious species which we had better exclude.

Lachnella.

333. ***Lachnella corticalis*** Fries S. V. ³⁶⁵, Syll. VIII³⁹³, Rehm III⁸⁵⁷, Syn: *Peziza corticalis* Pers. Fries S. M. II⁹⁶, *Pez. granulaeformis* Schum.

no 2126, Fl. D. tab. 1917 fig. 3, ? *Peziza annulata* Holmskj. 99³⁰ tab. 13, *Solenia annulata* Fries, Ringstokket Skaallille (Holmskj.), Bark-Bægersvamp (H. 37⁸³⁵).

On thick living bark, Oct.—January.

Fagus silvatica. J. Rindsholm (! 1/10 04). *Populus tremula*. J. Krabbesholm Skov!

334. ***Lachnella papillaris*** (Fries) Phill., Syll. VIII³⁹⁴, Rehm III⁸⁵⁷ & ¹²⁶⁸, Syn: *Peziza pap.* Fries S. M. II¹⁰².

Populus. F. Skaarup.

335. ***Lachnella barbata*** Fries S. V.³⁶⁵, Syll. VIII³⁹², Rehm III⁸⁵⁴ & ¹²⁶⁸, Syn: *Peziza barbata* Kunze, Fries S. M. II⁹⁹, Gedebled-Bægersvamp (R 04 a²⁰⁹).

May—June. *Rubus idaeus*. S. Skelskør!. *Lonicera xylosteum*. S. Aasevang (O. R.), Boserup Skov; Møens Klint (Exc. 12/6 09). *Lonicera iberica*. F. Skaarup (May 63).

Lachnum.

336. ***Lachnum Rehmii*** (Staritz) Rehm III⁹⁰⁸ & ¹²⁶⁹, Syn: *Dasyscypha* R. Sacc., Syll. VIII⁴⁶⁶.

On dead stems of *Juncus squarrosus*. J. Skive (! 15/7 1902).

337. ***Lachnum acutipilum*** Karsten, Rehm III⁸⁷⁰, Syn: *Dasyscypha* ac. Sacc., Syll. VIII⁴⁴⁷.

On dead stems of *Arundo phragmites*. J. Hald Sø!, Kleitrup Sø (Lind 04); S. Sjæl Sø.

338. ***Lachnum albotestaceum*** (Desm.) Karst., Rehm III⁹⁰³, Syn: *Trichopeziza alb.* Sacc., Syll. VIII⁴¹⁹.

May—Septemb. *Calamagrostis arenaria*. S. Tisvilde. *Hordeum arenarium*. F. Tiselholt; S. Tisvilde (R 99 a²⁷⁵). *Secale cereale*. F. Skaarup (3/5 82).

339. ***Lachnum patens*** (Fries) Karsten var. *sphaerocephalum* (Wallr.) Karst., Rehm III⁹⁰⁶, Syn: *Dasyscypha patens* Rehm, Syll. VIII⁴⁶⁶, *Peziza clandestina* ^β *patens* Fries, S. M. II⁹⁴, ? *Peziza uveata* Schum. no 2105, S. M. II¹²⁶, Fl. D. 2034¹.

Dactylis glomerata. J. Viborg!. *Calamagrostis arenaria*. J. Strandby (1/8 74). *Secale cereale*. J. Viborg!.

340. ***Lachnum nidulus*** (Fries) Karsten, Rehm III⁸⁹², Syn: *Trichopeziza nid.* Fuckel, Syll. VIII⁴⁰⁸, *Peziza nid.* Kz. & Schum., Fries S. M. II¹⁰⁴, Konvallens Bægersvamp (R 69⁶⁵).

On dead stems of *Polygonatum multiflorum*, April—July, common.

341. ***Lachnum niveum*** (Fries) Karsten, Rehm III⁸⁷⁹, Syn: *Peziza niv.* Hedwig, Fries S. M. II⁹⁰, *Dasyscypha niv.* Sacc., Syll. VIII⁴³⁷.

THIS PAGE IS LOCKED TO FREE MEMBERS
Purchase full membership to immediately unlock this page



Never be without a book!

Forgotten Books Full Membership gives universal access to 797,885 books from our apps and website, across all your devices: tablet, phone, e-reader, laptop and desktop computer

A library in your pocket for \$8.99/month

Continue

*Fair usage policy applies

348. **Lachnum leucophaeum** (Nyl.) Karsten, Rehm III⁸⁹⁰ c. icon., *Trichopeziza leuc.* Rehm, Syll. VIII⁴⁰².

On dead stems of *Silene*. J. Randrup Skov!. *Sium latifolium*. F. Skaarup. *Anthriscus silvester* and *Malva neglecta*. J. Stensbæk!.

349. **Lachnum clandestinum** (Fries) Karsten, Rehm III⁸⁹⁸, Syn: *Peziza cland.* Bulliard, Fries S. M. II⁹⁴, *Dasyscypha cland.* Fuckel, Syll. VIII⁴⁵⁷, Skjult Bægersvamp (H. 37⁸³⁴).

Very common on dead stems and branches of *Rubus idaeus*. June–Dec.

350. **Lachnum tiliae** (Peck)!, Syn: *Trichopeziza til.* Peck, Syll. VIII⁴²⁸.

On branches of *Tilia parvifolia*, Møen Ulfshale^{8/9}.

351. **Lachnum echinulatum** Rehm III⁸⁷⁶ c. icon., Syn: *Dasyscypha ech.* Sacc., Syll. VIII⁴⁴⁴.

On fallen leaves of *Quercus robur*, J. Rimmen!, Hald!. *Acer pseudoplatanus*. F. Vejstrup.

352. **Lachnum virgineum** (Fries) Karsten, Rehm III⁸⁷², Syn: *Peziza virg.* Batsch, Fries S. M. II⁹⁰, Schum. no 2083, Fl. D. tab. 1440 fig. 2 & tab. 2274 fig. 3, Holmskj. 99³¹ tab. 4, *Peziza parvula* Wigg., Fl. D. tab. 1016 fig. 4, *Peziza nivea* Sow., R 69⁶⁴, Snehvid Skaallille (Viborg 93²⁷²), Spæd Skaallille (Holmskj.), Snehvid Bægersvamp (R 69⁶⁴).

On branches of *Fagus silvatica*. J. Silkeborg!; S. Jonstrup Vang. *Rubus idaeus*. J. Sæbygaard Skov (July 93 O. R.). *Sambucus nigra*. J. Margrethelund!.

Pithya (*Pitya* Sacc.).

353. **Pithya cupressina** (Fries)!, Syn: *Peziza cup.* Fries S. M. II¹³⁵, *Pitya cupressi* (Batsch) Fuckel, Syll. III²⁰⁹, Rehm III⁹²⁶.

Juniperus prostrata. J. Viborg (Gad).

354. **Pithya vulgaris** Fuckel, Syll. VIII²⁰⁹, Rehm III⁹²⁵, Syn: *Barlaea epichrysea* (Beck) Sacc., Syll. VIII¹¹⁵, *Peziza pithya* Schum. no 2119, Fries S. M. II¹⁵⁵.

Picea excelsa. S. (Schum.).

Cyathicula.

355. **Cyathicula coronata** (Fries) de Notaris, Syll. VIII³⁰⁴, Rehm III⁷⁴⁰, Syn: *Peziza coronata* Bulliard, Fries S. M. II¹²⁰, *Phialea coronata* Gill., *Peziza denticulata* Vahl, Fl. D. tab. 1016 fig. 3, *Pez. subulata* Schum. no 2060, Fl. D. tab. 1380 fig. 1, Fiintandet Skaallille (Viborg 93²⁷²), Kronet Bægersvamp (H. 37⁸³⁷, R 69⁶⁵ & 04 a²¹² c. icon.).

On dead stems esp. of *Urtica dioeca* in Octob.–Nov., not uncommon. F. Skaarup, Klingstrup; S. Ruderhegn (Schum.).

Belonium.

356. **Belonium pineti** (Fries) Rehm III ⁶⁸⁸ c. icon., Syn: *Peziza pin.* Batsch., Fries S. M. II ¹⁰¹, *Helotium pin.* Karst., *Pseudohelotium pin.* Fuckel, Syll. VIII ²⁹⁶. Its conidial stage is called *Linodochium hyalinum* (Lib.) Høhnel (09 ¹²³⁸), Ldau IX ⁸²¹, Syn: *Pionnotes pinastri* Karsten, Syll. X ⁷³⁰, *Dendrodochium subtile* Fautrey, Syll. XIV ¹¹¹⁶, *Cylindrosporium aciculum* Bres., Syll. XI ⁵⁸⁴, All. VII ⁷²⁹.

On fallen leaves of *Picea excelsa*. F. Skaarup (abundantly R 79 b ⁸²).

Belonioscypha.

357. **Belonioscypha vexata** (de Not.) Rehm III ⁷⁴⁵ c. icon., Syn: *Belonidium vex.* de Not., Syll. VIII ⁵⁰³, *Bel. moliniae* de Not., Syll. VIII ⁴⁹⁷, *Belonium subgibbosum* (Ellis) Sacc., Syll. VIII ⁴⁹³.

Arundo phragmites. S. Gammelmose (^{28/9} 94). *Molinia coerulea*. J. Gadholt!.

Pezizella.

358. **Pezizella conorum** Rehm III ⁶⁶³.

On cones of *Picea excelsa*. F. Klingstrup Søskov (Dec. 1862).

Pezizella carnea (Fries)!, Syn: *Peziza carnea* Fries S. M. II ¹³⁵, *Peziza subcarnea* Schum. no 2091, Fl. D. tab. 2084 fig. 1, *Helotium subc.* Fries, Syll. VIII ²⁴⁰, Schroet. 08 ⁶⁷, *Pezizella subc.* Rehm III ⁶⁵⁷, *Kødfarvet Bægersvamp* (H. 37 ⁸⁴⁰).

S. "in ligno putrido *Betulae albae*, Nov." (Schum.).

Pezizella citrinula (Karst.) Sacc., Syll. VIII ²⁸⁸, Rehm III ⁶⁸⁰ & ¹²⁶⁶, Syn: *Peziza alba* Schum. no 2038 (fide Cooke), Fl. D. tab. 1855 fig. 1, *Phialea alba* (Schum.) Rehm III ⁷³⁶.

I dare not express any opinion as to the question whether the fungi found by Schumacher are to be referred to the said two species of which the former one especially is of a very dubious existence.

S. "in foliis subputridis graminum. Octob." (Schum.).

Phialea.

359. **Phialea equisetina** (Quel.) Rehm III ⁷³⁹, Syn: *Helotium eq.* Quel., Syll. VIII ²³⁴.

The same hypothecium is first producing the conidial fructification called *Hymenula equiseti* Lib. (see Ldau IX ⁴¹⁴).

On stems of *Equisetum arvense*. J. Boller near Horsens (^{23/2} 02 !). *Equisetum fluviatile*. J. Rødding near Viborg!.

360. **Phialea strobilina** (Fries) Sacc., Syll. VIII ²⁵⁶, Rehm III ⁷²², Syn: *Peziza strob.* Fries S. M. II ¹²⁵, *Kogle-Bægersvamp* (R 04 a ²¹²).

Common on fallen cones of *Picea excelsa*, July–Dec., noticed from: F. Glorup, Klingstrup (24/12 61); L. Bøllesminde.

361. **Phialea amenti** (Fries) Quél., Syll. VIII ²⁵⁷, Rehm III ⁷²⁰, Syn: *Peziza amenti* Batsch, Fries S. M. II ¹²⁷.

On the catkins of *Salix*, March–May. *Salix caprea*. J. Horsens!. *Salix cinerea*. F. Skaarup; S. Lyngby.

362. **Phialea lutescens** (Fries) Gill., Rehm III ⁷¹³, Syn: *Peziza lut.* Hedw., Fries S. M. II ¹²⁰, Fl. D. tab. 1440 fig. 1, *Helotium lut.* Fries S. V. ³⁵⁵, Syll. VIII ²²³.

On fallen twigs, J. Dvergetved (V. S.).

363. **Phialea sordida** (Fuckel) Sacc., Syll. VIII ²⁶⁹, Rehm III ⁷⁰⁸.

On twigs of *Fagus* and *Corylus*, F. Klingstrup. *Quercus*. F. Broholm. *Rubus idaeus*. F. Skaarup (20/11 1864).

364. **Phialea cyathoidea** (Fries) Gill., Rehm III ⁷²³, Syll. VIII ²⁵¹, Syn: *Peziza cyat.* Bulliard, Fries S. M. II ¹²⁴, *Pez. caulicola* Fries S. M. II ⁹⁴, Fl. D. tab. 1918 fig. 3, *Phialea caul.* Rehm III ⁷²⁷, *Dasyscypha caul.* Sacc., Syll. VIII ⁴⁶³, *Peziza tenerrima* Holmskjold 99 ³³ tab. 11 not Fries S. M. II ¹²⁸, *Pez. albomarginata* Schum. no 2130, *Phialea solani* Sacc., Syll. VIII ²⁵². Fiin Skaallille (Holmskj.), Finstillet Bægersvamp (R 04 a ²¹¹).

On dead stems of many herbaceous plants, May–August.

Urtica, *Rumex*, *Melandrium*, *Silene*, *Anthriscus*, *Solanum*, *Cirsium* etc.

Helotium.

Helotium vaccinum Fries S. V. ³⁵⁵, Syll. VIII ²¹³, Syn: *Peziza vaccinosa* Schum. no 2108, Fries S. M. II ¹²⁶, Fl. D. tab. 1971 fig. 1.

Only found by Schumacher "in stercore vaccino, aestate, rarius". Schumacher's description is found verbatim in Sylloge VIII.

365. **Helotium moniliferum** (Fuck.) Rehm III ⁷⁹⁰, Syn: *Bisporella monilifera* Sacc., Syll. VIII ⁴⁷⁹.

On *Bispora monilioides*, October–April. F. Klingstrup, Skaarup; S. Eskemose I, St. Hareskov (O. R.), Charlottenlund!.

366. **Helotium ferrugineum** Fries S. V. ³⁵⁶, Syll. VIII ²³³, Rehm III ⁷⁸⁵, Syn: *Peziza ferruginea* Schum. no 2100, Fl. D. tab. 2033 fig. 3, Fries S. M. II ¹³⁴, Rustfarvet Bægersvamp (H. 37 ⁸³⁹).

On dead trunks of coniferae, October.

Pinus montana. J. Tvorup Klit. *Pinus silvestris*. J. Birkebæk.

367. **Helotium robustius** Karsten, Syll. VIII ²³³.

Arundo phragmites. L. Juellinge Kohave (19/7 95).

THIS PAGE IS LOCKED TO FREE MEMBERS

Purchase full membership to immediately unlock this page

Know Your Bible

Forgotten Books' Full Membership provides unlimited access to more than 28,000 volumes of Christian literature for \$8.99/month

**HOLY
BIBLE**

Continue

*Fair use policy applies

1294 fig. 1, Pez. sessile Schum. 2040, Øse-Skaallille (Viborg 93²⁷¹), Citrongul Bægersvamp (H. 37⁸³⁹ & R 69⁶⁵).

On fallen branches and stumps of *Alnus*, *Corylus*, *Quercus*, *Tilia*, *Fraxinus* etc. Sept.—Dec., common.

377. **Helotium lenticulare** Fries S. V. 357, Syll. VIII 225, Syn: *Peziza lent.* Bull., Fries S. M. II 133, Fl. D. tab. 1855 fig. 2, *Helot. citrinum* Fries var. *lenticulari* Fries S. M. II 133, Rehm III 773, *Peziza nigripes* Schum. no 2039 (see Hoffman, Bot. Zeit. 1860⁴¹), Lindseformig Bægersvamp (H. 37⁸³⁹), Linse-Bægersvamp (R 69⁶⁶).

Common on dead branches and twigs of *Fagus* and *Quercus*.

378. **Helotium scutula** (Fries) Karsten, Rehm III 792, Syn: *Peziza scut.* Persoon, Fries S. M. II 123, *Phialea scut.* Gill., Syll. VIII 266, *Peziza stipitum* Schum. no 2111.

Not uncommon on stems of greater herbs and twigs of *Rubus*, Octob.—Nov., noticed on *Urtica dioeca*, *Althaea officinalis* and *Rubus*. F. Klingstrup; S. Frederiksholm.

379. **Helotium sepium** (Desm.) Sacc., Syll. VIII 229.

Occurred on living branches of *Crataegus monogyna*, burst the bark making long cracks in it, in which the small ascomata were collected; it has formerly not been considered a genuine parasite (R 05 b³¹⁰).

380. **Helotium eurotioides** Karsten, Syn: *Pseudohelotium eurot.* Sacc., Syll. VIII 297.

On dead stems of *Anthriscus silvester*. S. Utterslev Mose (May 03 O. R.).

381. **Helotium herbarum** Fries S. V. 356, Syll. VIII 217, Rehm III 778 c. icon., Syn: *Peziza herb.* Fries S. M. II 136, Nældens Bægersvamp (R 04 a²¹²).

Fuckel and Jaap are regarding *Hymenula vulgaris* Fries being its conidial fructification, concerning an other conidial stage see Brefeld (Heft X³²¹) and F. & W. 07²⁵¹.

Common on dead stems of *Urtica dioeca*, Nov.—March., also on *Lythrum salicaria* F. Skaarup, and *Artemisia vulgaris* S. Lyngby!

Helotium tuba Fries S. V. 355, Rehm III 791, Syn: *Peziza tuba* Bolt., Fries S. M. II 128, *Phialea tuba* Gill., Syll. VIII 261, *Peziza ochracea* Schum. no 2112, Fl. D. tab. 1971 fig. 2, Trompetformig Bægersvamp (H. 37⁸³⁸).

According to Rehm a very dubious species.

Stamnaria.

382. **Stamnaria Persoonii** (Fries) Fuckel, Syn: *Peziza P. Moug.*, Fries S. M. II 121, *Stamnaria equiseti* (Hoffm.) Sacc., Syll. VIII 620, Rehm III 466 c. icon.

Equisetum hiemale. F. Ringe (1/11 97!).

Ombrophila.

383. **Ombrophila nanella** Karsten, Syll. VIII ⁶¹⁶.

No doubt the most southerly locality known in which this rare species is found.

On fallen leaves of *Picea excelsa*, J. Kroghede Plantage (¹¹/₈ 04 M. L. M.).

384. **Ombrophila quisquiliaris** Karsten, Syll. VIII ⁶¹⁷.

On fallen cones of *Pinus montana*, J. Silkeborg Lyng Sø, August.

385. **Ombrophila livida** (Karsten)!, Syn: *Chlorosplenium lividum* (A. & S.) Karsten, Syll. VIII ³¹⁹, *Ombrophila strobilina* (A. & S.) Rehm III ⁴⁸², *Ciboria strob.* Sacc., Syll. VIII ²⁰³, *Rutstroemia bulgarioides* (Rabenh.) Karst., (not *Phialea strob.* (Fries) Sacc., Syll. VIII ²⁵⁶ = *Peziza strobilina* Fries S. M. II ¹²⁵ = *Ombrophila strob.* Karsten).

On cones of *Abies alba*, B. Almindingen (³/₆ 84). *Picea excelsa*, S. Grønnæs Skov.

386. **Ombrophila violacea** Fries S. V. ³⁵⁷, Rehm III ⁴⁷⁷, Syn: *Omb. lilacea* Sacc., Syll. VIII ⁶¹⁴.

On *Sphagnum*, etc. S. Bøllemose (Aug. 91 Rützou), Lyngby Mose (Hjalmar Jensen see R 92 i).

Coryne.

387. **Coryne versiformis** (Fries) Rehm III ⁴⁹², Syn: *Peziza vers.* Pers., Fries S. M. II ¹³⁰, *Chlorosplenium vers.* Karsten, Syll. VIII ³¹⁶.

On an old stump, S. Boserup (L. K. R.).

388. **Coryne sarcoides** (Fries) Tulasne, Syll. VIII ⁶⁴², Rehm III ⁴⁸⁹ & ¹²⁶² c. icon., R 02 a ⁵⁵⁸, Syn: *Bulgaria sarc.* Jacquin, Fries S. M. II ¹⁶⁸, R 69 ⁶⁶, *Peziza carnosus* Vahl, Fl. D. tab. 1017 fig. 1, *Pez. turbinata* Vahl, Fl. D. tab. 1017 fig. 2, *Pez. metamorpha* Schum. no 2043, *Tremella cylindrica* Schum. no 2155, *Acrospermum aeruginosum* & *cylindricum*, Fl. D. tab. 1076 fig. 3 & 4, ? *Clavaria galeata* Holmskj. 90 ²⁵ tab. X, *Ombrophila sarcoides* Karsten, R 80 a ¹¹⁹, Fedtet & Cylindrisk Støvkølle (Viborg 93 ²⁷⁰), Den hjelmede Køllesvamp (Holmskj.), Kjød-Topsvamp (R 69).

Its conidial stage is called *Pirobasidium sarcoides* (Fries) Høhnel.

Very common on stumps and dead branches, Sept.—Dec., of *Fagus*, *Quercus*, *Prunus avium* (Frederiksdal!).

389. **Coryne atrovirens** (Fries) Sacc., Syll. VIII ⁶⁴¹, Rehm III ⁴⁸⁵ c. icon., Syn: *Peziza atr.* Persoon, Fries S. M. II ¹⁴¹.

On dead decorticated twigs of *Rubus idaeus*, S. Skelskør (⁸/₆ 09!).

Mollisiaceae.

Tapesia.

390. **Tapesia torula** Fuckel, Syll. VIII ³⁷⁵, Rehm III ⁵⁸⁰.

On branches of *Salix cinerea*, covered with *Fumago vagans*; J. Viborg (17/2 03!).

391. **Tapesia hydrophila** (K.) Rehm III ⁵⁸⁶, Syn: *Mollisia hyd.* Karsten, Syll. VIII ³⁴⁵.

Arundo phragmites. S. Gammellose (R 06), Utterslev Mose (O. R.); L. Engestofte (4/8 65).

392. **Tapesia fusca** (Fries) Fuckel, Syll. VIII ³⁷⁴, Rehm III ⁵⁷⁹, Syn: *Peziza fusca* Pers., Fries S. M. II ¹⁰⁹.

Common, to be found all the year round on fallen twigs of many trees, noticed on *Alnus glutinosa* & *incana*, *Corylus avellana*, *Quercus robur*, *Pirus malus*, from J., F. & S.

393. **Tapesia prunicola** Fuckel, Syll. VIII ³⁸³, Rehm III ⁵⁸².

Prunus spinosa. J. Knivholt!, S. Hammer!.

394. **Tapesia rosae** (Fries) Fuckel, Syll. VIII ³⁷⁴, Rehm III ⁵⁸¹, Syn: *Peziza rosae* Pers., Fries S. M. II ¹⁰⁹, Rosens Bægersvamp (R 04 a ²¹³).

Not uncommon on fallen twigs of *Rosa canina*.

395. **Tapesia fusco-umbrina** (Fries) Sacc., Syll. VIII ³⁸², Syn: *Peziza varicolor* forma c., Fries S. M. II ¹⁰⁰.

On dead stems of *Rubus idaeus*, S. Lyngby Mose (20/4 89 O. R.).

Trichobelonium.

396. **Trichobelonium Kneiffii** (Wallr.) Schroeter 08 ¹⁰³, Syn: *Tric. retinolum* (Rabh.) Rehm III ⁵⁹² & ¹²⁶⁴, *Belonium ret.* Sacc., Syll. VIII ⁴⁹⁵.

Arundo phragmites. J. Non Mølle (! Exs. Vgr.); S. Herløv!, Utterslev Mose (O. R.).

Mollisia.

397. **Mollisia puccinioidea** (de Not.) Sacc., Syll. VIII ³⁴⁹.

Carex paniculata, Falst. Blæsbjerg Mølle.

398. **Mollisia riparia** Sacc., Syll. VIII ³⁴⁵.

Arundo phragmites. S. Lyngby Mose (April 89 O. R.).

399. **Mollisia arenarivaga** (Desm.) Phill. Syll. VIII ³⁴⁴.

Calamagrostis arenaria. J. Søndervig (E. W.); S. Tisvilde (R 99 a ²⁷⁴).

400. **Mollisia arundinacea** (Fries) Phill., Syll. VIII ³⁴⁴, Rehm III ⁵⁴¹ & ¹²⁶⁴ c. icon., Syn: *Eustegia arundinacea* Fries El. II ¹¹².

THIS PAGE IS LOCKED TO FREE MEMBERS
Purchase full membership to immediately unlock this page



Never be without a book!

Forgotten Books Full Membership gives universal access to 797,885 books from our apps and website, across all your devices: tablet, phone, e-reader, laptop and desktop computer

A library in your pocket for \$8.99/month

Continue

*Fair usage policy applies

Its conidial stage is called *Marssonina Delastrei*.

On dead stems of *Dianthus armeria*. L. Stensgaard.

Belonidium.

410. **Belonidium lacustre** (Fries) Phill., Rehm III ⁵⁶⁹, Syn: *Peziza lac.* Fries S. M. II ¹⁴³, *Mollisia lac.* Fuckel, Syll. VIII ³⁴⁵.

Scirpus lacustris. J. Lyng Sø near Silkeborg.

Belonopsis.

411. **Belonopsis excelsior** (Karsten) Rehm III ⁵⁷², Syn: *Mollisia ex.* Karst., Syll. VIII ³⁵³.

Arundo phragmites. S. Gribskov (June 03 O. R.).

Pseudopeziza.

412. **Pseudopeziza calthae** (Phill.) Rostrup 96 m ¹³³, Syn: *Fabraea Rousseauana* Sacc. & Bom., Syll. X ⁵⁰, Rehm III ⁶⁰⁰.

Caltha palustris. J. Klitmøller (July 94); L. Juellinge Kohave.

Pseudopeziza ribis Klebahn 06.

Although the ascomata have not yet been found in this country, we must expect them to be found on fallen leaves of *Ribes* the conidial form, *Gloeosporium ribis*, being so very common.

413. **Pseudopeziza trifolii** (Fries) Fuckel, Syll. VIII ⁷²³, Rehm III ⁵⁹⁷ c. icon., Syn: *Ascobolus trif.* Biv. Bern., Fries S. M. II ¹⁶⁵, *Phacidium trif.* Boud., R 71 ⁶¹, Kløverens Skivesvamp (R 93 d ¹¹¹, 02 a ⁵³⁷).

Its conidial stage is called *Sporonema phacidioides* Desm. (see Tul. carp. III ¹⁴¹ & Bref. Unters. X ³²⁵).

Very common on living leaves of *Trifolium medium*, *pratense*, *repens*, *striatum*.

414. **Pseudopeziza medicaginis** (Lib.) Sacc., Syll. VIII ⁷²⁴, Syn: *Ps. trifolii* f. *medicaginis* (Lib.) Rehm III ⁵⁹⁸, Lucernens Skivesvamp (M. L. M. 07 ¹³³ & 08 ¹⁵⁶), Lit: R 00 n.

Its conidial stage is called *Sporonema aestivale* Tulasne.

Very common July—September, also to be found from April to November, on living and fading leaves of *Medicago sativa* & *lupulina*.

Fabraea.

415. **Fabraea ranunculi** (Fries) Karsten, Rehm III ⁶⁰¹, Syn: *Dothidea ran.* Fries S. M. II ⁵⁶², *Pseudopeziza ran.* Fuckel, Syll. VIII ⁷²⁶, Ranunkel-Skivesvamp (R 04 a ²¹¹).

July—October, on living and fading leaves of *Ranunculus*.

Ranunculus acer. E. Svenborg; S. Tisvilde, Villingebæk, Lyngby (F. K. R.).
Ranunculus repens. J. Krabbesholm Skov!, Feldborg; S. København, Boserup Skov!, Ørsløv (P. N.); B. Almindingen. *Ranunculus auricomus*. S. Jonstrup, Hylleholt.

416. **Fabraea cerastiorum** (Fries) Rehm III ⁶⁰⁰, Syn: *Peziza cer.* (Wallr.) Fries S. M. II ¹⁵³, *Pseudopeziza cer.* Fuckel, Syll. VIII ⁷²⁵.

July—Sept., on living leaves and stems of *Cerastium*; the mycelium penetrating the host entirely.

Cerastium caepitosum, J. Skive!, Lund near Horsens!; F. Ryslinge!, Klingstrup (^{3/9} 79); Lang. Carlseje; Møens Klint.

Pyrenopeziza.

417. **Pyrenopeziza multipuncta** (Peck) Sacc., Syll. VIII ³⁶⁹.

Carex leporina. Fænø (July 87).

418. **Pyrenopeziza caricis** Rehm III ⁶³³ c. icon., Syn: *Pyr. Karstenii* Sacc. var. *caricis* Rehm, Syll. VIII ³⁶⁷.

On dead leaves of *Carex*, S. Tokkekøb Hegn (May 05 O. R.).

419. **Pyrenopeziza radians** (Rob.) Rehm III ⁶²⁰, Syn: *Pyr. campanulae* Fuckel, Syll. VIII ³⁵⁷.

On fading leaves of *Campanula trachelium*, J. Tamdrup (^{20/4} 02!).

420. **Pyrenopeziza polymorpha** Rehm III ⁶¹⁹, Syll. XI ⁴⁰⁹.

Galium mollugo, Amager Fælled (June 05 O. R.).

421. **Pyrenopeziza nigrella** Fuckel, Syll. VIII ³⁵⁷, Rehm. III ⁶²⁷.

On dead stems of *Galeopsis tetrahit*, J. Viborg (^{8/7} 04!).

422. **Pyrenopeziza plantaginis** Fuckel, Syll. VIII ³⁶⁴, Rehm III ⁶²⁵.

On fading or dead leaves and stems of *Plantago* Octob.—June.

Plantago lanceolata. J. Viborg (! Exs. Vgr. no 1428); F. Skaarup. *Plantago media*: S. Helene Kilde. *Plantago maritima*. S. Fredrikssund (Exc. ^{8/10} 11).

423. **Pyrenopeziza compressula** Rehm III ⁶²⁴, Syll. XI ⁴⁰⁹.

On dead stems of *Scabiosa columbaria* (hosp. nov.), Møens Klint (Aug. 88).

Beloniella.

424. **Beloniella graminis** (Desm.) Rehm III ⁶⁴³ & ¹²⁶⁵ c. icon., Syn: *Belonium graminis* (Desm.) Sacc., Syll. VIII ⁴⁹³, *Mollisia graminis* Desm. non Karst., Græssernes Bægersvamp (R 04 a ²¹³).

On dead leaves and stems of Gramineae, July.

Aira caespitosa. S. Bromme Plantage. *Avena pratensis*. S. Tisvilde Hegn. *Molinia coerulea*. J. Sæby!. *Hordeum arenarium*. Læsø!, Haastrup Vig!; S. Tisvilde.

425. **Beloniella brunellae** Lind 07 c ²⁷⁴, Rehm 07 b ⁴⁶⁶, see figg. 16—18 tab. II.

Its conidial stage is *Asteroma prunellae* Purton.

On living stems and leaves of *Brunella vulgaris*, March—April. J. Silkeborg (7/3 07! Exs. Vgr. no 1331 & Rehm no 1728), Klank!.

426. **Beloniella biseptata** F. & W. 07 ²⁵² c. icon. & 09 ³¹¹.

On dead leaves of *Veronica serpyllifolia*, J. Borris (F. & W.).

427. **Beloniella galii veri** (Karsten) Rehm III ⁶⁴⁰, Syn: *Pyrenopeziza galii veri* Sacc., Syll. VIII ³⁵⁶, *Ephelina galii* (Lasch.) Sacc., Syll. VIII ⁵⁸⁰, *Phacidium verrucosum* (Wallr.) Sacc., Syll. VIII ⁷¹⁷.

Galium verum, S. Ruderhegn (May 10. O. R.).

428. **Beloniella brevipila** (Rob. & Desm.) Rehm III ⁶⁴¹, Syn: *Trichopeziza brev.* Sacc., Syll. VIII ⁴⁰⁴.

Centaurea scabiosa, F. Skaarup (May 82).

Orbilina.

429. **Orbilina xanthostigma** Fries S. V. ³⁵⁷, Syll. VIII ⁶²⁹, Rehm III ⁴⁵⁵, Syn: *Peziza x.* Fries S. M. II ¹⁴⁶.

On stumps of *Picea excelsa*, August—Sept. Thorseng Bregninge; L. Juelinge, Bøllesminde.

430. **Orbilina chrysocoma** (Fries) Sacc., Syll. VIII ⁶²⁴, Rehm III ⁴⁵⁷, Syn: *Peziza chrys.* Fries S. M. II ¹⁴⁰, *Pez. subplana* Schum. no 2051, *Guld-Bægersvamp* (H. 37 ⁸⁴⁰).

On rotten wood of *Picea excelsa*. S. (Octob. Schum.).

431. **Orbilina rubella** (Fries) Karst., Syll. VIII ⁶²¹, Rehm III ⁴⁵⁸, Syn: *Peziza rub.* Fries S. M. II ¹⁴¹.

On bark, S. Frederiksdal Skov (21/9 90 O. R.).

432. **Orbilina coccinella** (Fries) Karst., Syll. VIII ⁶²⁸, Syn: *Peziza coc.* Fries S. M. II ¹²⁵.

On decayed wood, Sept.—January.

Salix, F. Skaarup. *Quercus*, L. Stensgaard. *Fagus*, F. Skaarup.

Calloria.

433. **Calloria fusarioides** Fries S. V. ³⁵⁹, Syll. VIII ⁶³⁹, Rehm III ⁴⁶³ & ¹²⁶¹ c. icon.

Common on dead stems of *Urtica dioeca*, March—May, its conidial stage is called *Cylindrocolla urticae* (Fries) Bon. (see Brefeld 91 ³⁰⁵).

THIS PAGE IS LOCKED TO FREE MEMBERS

Purchase full membership to immediately unlock this page

Know Your Bible

Forgotten Books' Full Membership provides unlimited access to more than 28,000 volumes of Christian literature for \$8.99/month

**HOLY
BIBLE**

Continue

*Fair use policy applies

Calicium.

441. **Calicium salicinum** Persoon, Rehm III ⁴¹⁰, Syn: Cal. trachelinum Ach. Syll. VIII ⁸³⁸, ? Cal. corylinum Schum. no 1367 & Cal. fagineum Schum. no 1366.

On wood. S. Klampenborg (²¹/₃ 11!).

Patellariaceae.

Patellea.

442. **Patellea commutata** (Fuckel) Sacc., Rehm III ²⁸¹ c. icon., Syn: Durella com. Fuckel, Syll. VIII ⁷⁹⁰.

Salix caprea. S. Frederiksdal (⁵/₁₀ 11!).

443. **Patellea sanguinea** (Fries) Rehm III ²⁸⁴, Syn: Peziza sang. Pers., Fries S. M. II ¹¹⁰, Tapesia sang. Fuckel, Syll. VIII ³⁷¹.

On wood of *Quercus robur*. F. Skaarup; S. Charlottenlund.

Durella.

444. **Durella compressa** (Fries) Tul., Syll. VIII ⁷⁹⁰, Rehm III ²⁸⁷ c. icon., Peziza comp. A. & S., Fries S. M. II ¹⁵², Schum. no 2092.

On dead branches. S. (Schum.). September.

445. **Durella connivens** (Fries) Rehm III ²⁸⁸ c. icon., Syll. VIII ⁷⁹⁰, Syn: Peziza con. Fries S. M. II ¹⁵¹.

On wood of *Salix*, *Fagus* & *Quercus*. J. Krabbesholm Skov!; F. Skaarup; S. Klampenborg!.

Nesolechia.

446. **Nesolechia oxyspora** (Tul.) Mass., Syll. X ⁵³, Rehm III ⁵¹⁵ c. icon.

On *Cetraria juniperina*. F. Klingstrup (see D. B. 69 ¹⁸¹ "Scutula sp.").

Karschia.

447. **Karschia lignyota** (Fries) Sacc., Syll. VIII ⁷⁷⁹, Rehm III ³⁴⁶ c. icon. Syn: Patellaria lign. Fries S. M. II ¹⁵⁰.

On dead wood of *Quercus* & *Tilia*. F. Skaarup; S. Hørsholm!.

Abrothallus.

448. **Abrothallus parmeliarum** Nyl., Syll. VIII ⁷³⁹, Rehm III ³⁵⁹, Syn: Ab. Schmithii Tulasne.

On *Cetraria saepincola*. J. Ormholt (D. B. 69¹⁸⁰). *Parmelia saxatilis*. F. Røskelbølle (5/12 65). *Parmelia olivacea*. J. Palstrup (D. B.).

Patellaria.

449. **Patellaria proxima** Berk. & Br., Rehm III³³¹, Syn: *Durella parvula* Sacc., Syll. VIII⁷⁹³.

On old wood of *Fagus silvatica*. S. Klampenborg (2¹/3 1911!).

450. **Patellaria inclusa** Karsten, Rehm III³³³, Syn: *Odontotrema inc.* Karsten, Syll. VIII⁶⁸⁰.

Corylus avellana. S. Klampenborg (1/12 09!).

451. **Patellaria atrata** Fries S. M. II¹⁶⁰, Rehm III³³⁴ c. icon., Syn: *Peziza atr.* (Hedw.) Schum. no 2056, *Lecanidion at.* Rabenh., Syll. VIII⁷⁹⁵.

Quercus. F. Glorup, Hvidkilde; L. Banholm. *Fagus*. Æbelø. *Corylus*. S. Charlottenlund!. *Crataegus*. S. Ermelunden (O. R.). *Pirus malus silvestris*. J. Krabbesholm Skov!. *Prunus spinosa*. J. Krabbesholm Skov!. *Prunus avium*. L. Stensgaard.

452. **Patellaria anceps** (Pass.), Syn: *Lecanidion anc.* Passer., Syll. VIII⁷⁹⁶.

On dead twigs of *Liguster*. L. Stensgaard.

453. **Patellaria triseptata** (Karsten) Sacc., Syll. VIII⁷⁸⁷.

Prunus avium. F. Skaarup (10/6 82).

Scutularia.

454. **Scutularia multiguttulata** Rostrup 92 g⁷⁶, Syll. XI⁴³⁵, see fig. 19 tab. II.

Ascomatibus superficialibus, sparsis, subcoriaceis, brunneo-nigrescentibus, disco convexo, margine integro. Ascis e basi tenuatis, clavatis, paraphysatis, 120—140 μ \times 10—12 μ , 4-sporis; sporidiis aciculari-bacillaribus, rectis, hyalinis, multiguttulatis, 75—90 μ \times 3—4 μ .

On cord-wood of *Fagus*, J. Jægersborg Dyrehave (28/12 1891).

Bactrospora.

455. **Bactrospora dryina** (Ach.) Mass. Syll. X⁶⁷, Rehm III³⁴⁴, Fl. D. tab. 2820 fig. 2, Syn: *Schizoxylon dryinum* Nylander.

On the bark of old *Quercus robur*. S. Charlottenlund (Grønlund see D. B. 69²⁴⁹).

Biatorella.

456. **Biatorella difformis** (Fries) Wainio, Rehm III³⁰⁶, Syn: *Tromera dif.* Rehm, Syll. VIII⁴⁶⁹, *Peziza dif.* Fries S. M. II¹⁵¹, *Tromera sarcogynoides* Mass., D. B. 69²⁴¹.

On resin of *Picea excelsa*. F. Holstenshus, Tiselholt.

457. **Biatorrella resinac** (Fries) Mudd., Rehm III ³⁰⁶, Syn: *Peziza res.* Fries S. M. II ¹⁴⁹, *Tromera res.* Kørber, Syll. VIII ⁴⁶⁹.

On resin of *Pinus austriaca*. J. Bordrup (Bang).

Cenangiaceae.

Cenangium.

The conidial fructifications related to the species of *Cenangium* are included in the *Excipulaceae*, f. inst.:

Cenangium ferruginosum corresp. to *Excipulina pinea* (see v. Høhn. 03 & Tul. Carp. III ¹⁶⁰).

Cenangium padi — *Dothichiza padi*.

458. **Cenangium ferruginosum** Fries S. M. II ¹⁸⁷, Syn: *Cen. abietis* (Pers.) DUBY, Syll. VIII ⁵⁶⁰, Rehm III ²²⁷ & ¹²⁵⁵, R 02 a ⁵³⁵, Rustfarvet Huulsvamp (H. 37 ⁸⁴⁴).

Quite common on twigs of *Coniferae*, all the year round.

Abies alba. B. Almindingen. *Pinus silvestris*. J. Ulfborg (Jeppesen); Thorseng Vindeby (12/6 1878); S. Tisvilde. *Pinus montana*. J. Tvorup Klit, Feldborg, Margrethelund; S. Uglerup. *Pinus austriaca*. J. Sjørring Sø; F. Rønninge Søgaard; S. Geelskov (O. R.). *Pinus strobus*. F. Kirkeby.

459. **Cenangium acicolum** (Fuckel) Rehm, Syll. VIII ⁵⁶¹, Rehm III ²²⁸.

On the leaves of *Pinus montana*. J. Margrethelund. *Pinus austriaca*. J. Feldborg (Gad), Frederikshaab; F. Brændeskov; S. Vinderød.

460. **Cenangium pinicolum** (Fries)!, Syn: *Peziza pinicola* β caespitosa Fries S. M. II ¹¹³, *Cenangium farinaceum* (Pers.) Rehm III ²²⁶, Syll. VIII ⁵⁶².

On dead twigs of *Pinus silvestris*. J. Moskov (16/9 92).

461. **Cenangium impudicellum** Karsten, Syll. VIII ⁵⁶⁷.

On the bark of *Picea excelsa*. B. Almindingen (R 06 dd ³⁷⁶).

462. **Cenangium furfuraceum** (Fries) de Not., Syll. VIII ⁵⁶⁵, Rehm III ²¹⁹ & ¹²⁵⁵, Syn: *Peziza furf.* Roth., Fries S. M. II ⁷⁶.

On twigs of *Alnus glutinosa*. J. Hornslet (26/12 08 see F. & W. 09 ³¹⁵).

463. **Cenangium fissum** (Fries) Rehm III ²²², Syll. VIII ⁵⁶⁹, Syn: *Peziza fissa* Fries S. M. II ⁷⁵.

Ascomatibus subcaespitosis, ex rimis corticis erumpentibus, sessilibus vel brevissime stipitatis, extus brunneo fuscis furfuraceo—strigosis, disco concavo, marginato, lacteo, 2 mm lato; ascis clavato-cylindraceutis,

THIS PAGE IS LOCKED TO FREE MEMBERS
Purchase full membership to immediately unlock this page



Never be without a book!

Forgotten Books Full Membership gives universal access to 797,885 books from our apps and website, across all your devices: tablet, phone, e-reader, laptop and desktop computer

A library in your pocket for \$8.99/month

Continue

*Fair usage policy applies

Dermatea frangulae — *Sphaeronema versiforme*.

— *vernica* — — polymorphum.

— *ariae* — — conicum (see Tul. Carp. III¹⁶⁰).

— *padi* — — brunneo viride.

469. ***Dermatea picea*** (Fries) Rehm III²⁵⁷ & ¹²⁵⁷, Syn: *Peziza pic.* Pers., Fries S. M. II⁹⁷, *Cenangella picea* Sacc. Syll. VIII⁵⁸⁸.

Abies alba, killing the young shoots, S. Geelskov (^{27/3} 08!).

470. ***Dermatea eucrita*** (Karsten) Rehm III²⁵⁵, Syn: *Dermatella euc.* Sacc., Syll. VIII⁴⁹¹.

Stilbella Rehmiana (Rbh.) is also considered its conidial stage.

On the bark of *Abies alba*. S. Grevinge Skov. *Picea excelsa* and *Pinus silvestris*. S. Jyderup Plantage. *Pinus montana*. J. Birkebæk. *Pinus strobus*. J. Silkeborg (! Exs. Vgr. no 1333); S. Geelskov (O. R.), Vrangsgaard (F. Lyman).

471. ***Dermatea carpini*** Fries S. V.³⁶², Syn: *Derm. carpinea* (Pers.) Rehm III²⁵⁰ & ¹²⁵⁷ c. icon., *Pezicula carp.* Tul., Syll. VIII³¹⁰, R 02 a⁵⁵⁸.

On the stems of *Carpinus betulus*, S. Uggerløse; L. Stenskov (^{4/8} 79 in abundance see R 80 a¹²⁶); B. Almindingen (R 06 dd³⁷⁶).

472. ***Dermatea quercina*** (Fuckel) Rehm III²⁵³ & ¹²⁵⁷, *Dermatella q.* Sacc., Syll. VIII⁴⁹⁰.

On dead stems and branches of *Quercus robur*. F. Vejstrup (Nov. 61); S. Nørreskov near Furesø!.

473. ***Dermatea acericola*** (Peck) Rehm III¹²⁴⁵, Syn: *Derm. alni* (Fuckel), var. *aceris* Rehm III²⁵², *Dermatella quercina* var. *aceris* Sacc., Syll. VIII⁴⁹⁰.

Acer pseudoplatanus. S. Ermelunden (O. R.).

474. ***Dermatea frangulae*** (Fries) Tul., Rehm III²⁶⁰ & ¹²⁴⁸ c. icon., Syn: *Tympanis frang.* Fries S. M. II¹⁷⁴, *Dermatella frang.* (Pers.) Karsten, Syll. VIII⁴⁸⁹, *Tubercularia nigra* Schum. no 1377, *Tympanis nig.* Hornem., Fl. D. tab. 2273 fig. 3.

Frangula alnus. J. Viborg!, Silkeborg!; S. Klosteris Hegn.

475. ***Dermatea padi*** Fries S. V.³⁶², Syll. VIII⁵⁵¹, Rehm III²⁴⁸ & ¹²⁵⁶, Syn: *Cenangium cerasi* β *padi* Fries S. M. II¹⁸⁰, Hæggen's Huulsvamp (H. 37⁸⁴³).

Prunus padus. J. Constantinsborg near Aarhus (^{27/12} 07 O. W.).

476. ***Dermatea cerasi*** (Fries) de Not, Syll. VIII⁵⁵⁰, Rehm III²⁴⁷ c. icon., Syn: *Cenangium cerasi* Fries S. M. II¹⁷⁹, Fl. D. tab. 2336 fig. 1, *Tubercularia cerasi* Schum. no 1374.

Rostrup is inclined to consider this species a true parasite (R 02 a⁵⁵⁸).

On branches of *Prunus avium*. J. Viborg!; F. Skaarup; S. Fredriksborg!, Forsthaven; B. Almindingen (^{12/9} 90 and again Exc. ^{15/5} 11).

477. **Dermatea prunastri** Fries S. V. ³⁶², Rehm III ²⁶¹ & ¹²⁵⁸, Syn: *Cenangium prun.* Fries S. M. II ¹⁸⁰, Syll. VIII ⁵⁵⁶.

On the branches of *Prunus spinosa*. J. Krabbesholm Skov!; S. Charlottenlund.

Tympanis.

Several of the species have a conidial form of fructification similar to the conidial forms of the species of *Dermatea* and *Cenangium*; thus

Tympanis pinastri corresponds to *Micropera pinastri* (see Tul. Carp. III ¹⁵¹).

pithya		<i>Sphaeronema pithya</i> (see Focke).
saligna	—	spinella (see Focke).
fraxini	—	columnare (see Rehm III ²⁶⁶).
— spermatiospora	—	<i>Dothichiza populina</i> .
— corylina	-	<i>Catinula turgida</i> .

Catinula is very closely connected with *Dothichiza*.

Another part of the species is related to *Sphaeropsidae* of the type of *Dothiorella* viz:

Tympanis conspersa — *Dothiorella stromatica* (see v. Höhnelt 06 a ⁶⁷⁵).
 — *alnea* — — *inversa* (see Höhnelt 06 a ⁶⁷⁶ & Jaap 08 ³³).

478. **Tympanis pithya** (Fries) Karsten, Rehm III ²⁷³, Syn: *Cenangium pit.* Fries S. M. II ¹⁸⁴, *Cenangella pit.* Sacc., Syll. VIII ⁵⁸⁸.

Pinus silvestris. J. Stendalsgaard. *Pinus montana*. J. Tvorup Klit. *Pinus strobus*. J. Silkeborg (Lind 07 c), Palsgaard; S. Geelskov, Ruderhegn (O. R.).

479. **Tympanis pinastri** Tulasne, Rehm III ²⁷², Syn: *Cenangella pin.* Sacc., Syll. VIII ⁵⁸⁸, Fyrrens Huulsvamp (H. 37).

Picea excelsa. S. Billesborg. *Pinus strobus*. S. Hornbæk Plantage, Ruderhegn.

480. **Tympanis alnea** Fries S. M. II ¹⁷⁴, Syll. VIII ⁵⁸², Rehm III ²⁶⁸, Ælle-Trommesvamp (H. 37 ⁸⁴³).

On the branches of *Alnus incana*. J. Common near Viborg!, S. Aasevang (O. R. ^{20/5} 91), Hareskov!.

481. **Tympanis conspersa** Fries S. M. II ¹⁷⁵, Syll. VIII ⁵⁷⁸, Rehm III ²⁶⁴ & ¹²⁵⁸ c. icon., Bestrøet Trommesvamp (H. 37).

Sorbus aucuparia. J. Friisenborg; S. Svenstrup. *Pirus malus silvestris*. S. Ruderhegn!. *Pirus malus hortensis* ("Cellini"). J. Greisdalen!.

Bulgaria.

482. **Bulgaria inquinans** Fries S. M. II ¹⁶⁷, Syll. VIII ⁶³⁶, R 69 ⁶⁶, Syn: *Peziza inquinans* Pers., Schum. no 2041, *Peziza polymorpha* Oeder Fl. D. tab. 464, *Bulgaria pol.* Wettst., Rehm III ⁴⁹⁵ & ¹²⁶³ c. icon., Limsvampen (O. F. Müller 1762 c. icon.), Smittende Posesvamp (H. 37 ⁸⁴²), Afsmittende Topsvamp (Sev. P. 95 ¹¹⁰).

From August—November it often occurs in great abundance on trunks and big branches of felled trees, most frequently on *Quercus*, but also on *Fagus* and *Alnus*; Rostrup states that it causes damage to the timber (R 02 a ⁵⁵⁸). It was originally considered to have four spores in the asci (R 1880 a ¹⁷⁸) till Rostrup (89 i ²³⁶) discovered that every ascus contains four large spores and four small ones. It was first found in Denmark in 1762 near Frederiksdal by O. F. Müller who considers it edible and also recommends it for the making of glue (62).

Hymenobolus.

483. **Hymenobolus agaves** Dur. & Mont. Syll. VIII ⁵⁸⁷.

On leaves of *Agave* in the hothouses in the botanical garden at Copenhagen (¹³/₅ 1897 L. K. R. see R. 99 a ²⁶³).

Phacidiineae.

Stictidaceae.

Ocellaria.

484. **Ocellaria aurea** Tulasne, Syll. VIII ⁶⁵⁴, Rehm III ¹³⁴ & ¹²⁵¹ c. icon., Lavagtig Punktsvamp (H. 37 ⁸⁴⁵).

Its conidial stage is called *Myxosporium scutellatum* (Oth.) v. Høhn. 06 a ⁶⁷⁸.

In the bark of *Salix fragilis*. J. Nebsager (O. R.). *Salix pentandra* (hosp. nov.). J. Sødal near Viborg!.

Naevia.

485. **Naevia fuscella** (Karsten) Lind 10 a, Syn: *Phacidium fusc.* K., Syll. VIII ⁷²⁰.

On the leaves of *Carex leporina*. J. Utoft Plantage (¹³/₇ 04).

486. **Naevia pusilla** (Lib.) Rehm III ¹⁴³, Syll. VIII ⁶⁶², Syn: *Trochila juncicola* Rostrup 86 m, Syll. VIII ⁷³² (see Lind 10 a).

THIS PAGE IS LOCKED TO FREE MEMBERS

Purchase full membership to immediately unlock this page

Know Your Bible

Forgotten Books' Full Membership provides unlimited access to more than 28,000 volumes of Christian literature for \$8.99/month

**HOLY
BIBLE**

Continue

*Fair use policy applies

Stictis. .

493. **Stictis carestiae** (de Not.) Rehm III¹⁷⁵, Syll. VIII⁶⁸⁶.
On barked branches of *Picea excelsa*. S. Jyderup.

494. **Stictis radiata** Fries S. M. II¹⁹⁴, Syll. VIII⁶⁸², Rehm III¹⁷⁶
c. icon.

On barked branches. J. Krabbesholm Skov!; S. Boserup (Exc. 2/10 87); L. (on *Ligustrum*).

495. **Stictis arctostaphyli** F. & W. 07²⁵³ c. icon., Syn: *Coccomyces quadratus* Karst. var. *arct.* Rehm nom. nud. *Annal. myc.* V²³¹, *Naemacyclus Penegalensis* Rehm, *Jaap* 08³⁴, *Naemac. arctost.* (F. & W.) Rehm 11.

Quite common on dead leaves of *Arctostaphylos uva ursi*, May–August. J. Mølhede (M. L. M.), Sd. Resen!, Borris (F. & W.), Hjerting (E. W. July 86).

Schizoxylon.

496. **Schizoxylon sepinolum** Pers., Syll. VIII⁷⁰¹, Rehm III¹⁸⁴.
On wood, F. Skaarup.

Tryblidiaceae.

Tryblidium.

497. **Tryblidium calyciiforme** Fries El. II¹³¹, Rehm III¹⁹⁶ c. icon.,
Syn: *Blitrydium cal.* (Rebent.) de Not., Syll. VIII⁸⁰².
On bark of *Quercus robur*. F. Skaarup (28/12 73).

Heterosphaeria.

498. **Heterosphaeria patella** (Fries), Syll. VIII⁷⁷⁵, Rehm III²⁰¹ &
¹²⁵⁴ c. icon., Syn: *Phacidium patella* Fries El. II¹³³, *Fadformig Huulsvamp* (H. 37⁸⁴⁴).

Common on dead stems of Umbelliferae etc. Its conidial stage is called *Heteropatella patella* (Bon.).

Carum carvi, *Daucus carota*, *Angelica silvestris*, *Pimpinella saxifraga* common. *Pimpinella nigra*. J. Viborg!. *Pastinaca sativa*. S. København (O. R.). *Conium maculatum* (hosp. nov.). J. Viborg!.

499. **Heterosphaeria linariae** (Rabenh.) Rehm III²⁰³ & ¹²⁵⁴, Syll. VIII⁷⁷⁶, Syn: *Het. lacera* Fuck.

Rare, on dead stems and leaves of *Linaria*. Its conidial stage is called *Heteropatella lacera* Fuckel.

Linaria vulgaris. S. Lystrup (5/6 09!).

Scleroderris.

500. **Scleroderris difformis** Rostrup. See figg. 20 & 21 tab. 2.

Apothecia difformia, subglobosa vel elongata et flexuoso-repantia, immarginata, nigra, nitida, deinde concava, gregaria vel caespitosa; asci elongato-clavati, 100–140 μ l., 10–15 μ cr. sporae elongatae, distichae, 44–64 μ \times 4–5 μ . Paraphyses numerosae, filiformes, apice saepe leniter incrassatae, subinde ramosae (E. R. in herbario).

On the bark on the lower part of the trunk of *Pinus strobus*. S. Toustrup Sø in Gribskov (^{30/8} 91).

501. **Scleroderris fuliginosa** (Fries) Karst., Syll. VIII ⁵⁹⁵, Rehm III ²¹⁰ & ¹²⁵⁴ c. icon., R 02 a ⁵³⁴, Syn: *Cenangium ful.* Fries El. II ²³.

It is a true parasite which, within a short time, kills the affected branches (R 96 q ¹²³).

Its conidial stage is called *Mastomyces proboscidea* (Fries) Sacc.

Salix alba. S. Damhussøen. *Salix alba* \times *fragilis*. S. Gl. Køgegaard. *Salix daphnoides*. J. Kolbensig Planteskole. *Salix caprea* \times *viminalis*. J. Hollund Søgaard.

502. **Scleroderris ribis** (Fries)!, Syn: *Cenangium rib.* Fries S. M. II ¹⁷⁹, *Sclerod. ribesia* (Pers.) K., Syll. VIII ⁵⁹⁴, Rehm III ²⁰⁹, R 02 a ⁵³⁵.

Its conidial stage is called *Mastomyces uberiformis* (Fries) Karsten.

Ribes nigrum. S. Dyrehaven, Ermelunden (O. R.); L. Stensgaard. *Ribes rubrum*. J. Rugtvedgaard (O. R.), Krabbesholm Skov!.

503. **Scleroderris aggregata** (Lasch) Rehm III ²¹² & ¹²⁵⁴, Syn: *Ephelina rhinanthi* Sacc., Syll. VIII ⁵⁸⁵, *Sclerotium rhin.* Magnus, Syll. XIV ¹¹⁴¹, *Skjaller-Støvkugle* H. 37 ⁸⁷⁰.

Rostrup mentions it (84 j ¹⁰⁵), describing its conidial stage without denominating it.

Alectorolophus major & *minor*. S. Snejbjerg, Utoft; Glænø; F. Brændeskov, Holmdrup; S. Kallundborg (Ottesen), Lersøen. *Alectorolophus apterus*. J. Skiveren (L. K. R.). *Euphrasia officinalis*. S. Bromme. *Euphrasia gracilis*. B. Rø (R 06 dd ³⁷⁶).

Phacidiaceae.

Pseudophacidium.

504. **Pseudophacidium degenerans** Karst., Syll. VIII ⁷⁷⁸, Rehm III ⁹⁴ & ¹²⁴⁹, Syn: *Cenangium vaccinii* Fuck., Syll. VIII ⁵⁵⁸, *Phacidium deg.* Karsten.

On dead twigs of *Vaccinium uliginosum*. S. Gammelmose (R 06 cc ³⁵⁷); L. Stokkemark Tørvelyng (R 85 c).

Clithris.

505. **Clithris quercina** (Fries) Karsten, Rehm III¹⁰² & ¹²⁵⁰ c. icon., Syn: *Cenangium querc.* Fries S. M. II¹⁸⁹, Fl. D. tab. 2276 fig. 1, *Hysterium querc.* Persoon, Schum. no 1250, *Colpoma querc.* Wallr. Syll. II⁸⁰³, Egens Sprækkesvamp (R 69⁶⁷).

It is common on young branches of *Quercus robur*, it never attacks the completely sound branches but only the weak or wounded ones (R 80 a¹⁸⁷, 02 a⁵³³). It is limited to *Quercus*, it is a mistake when Schum. states that he has found it on *Corylus*; this is evident from the specimens of his herbarium.

Phacidium.

The conidial fructification corresponding to the species of *Phacidium* is to be sought in the formgenus *Dothiorella*, at any rate it is commonly supposed that

Phacidium lacerum corresponds to *Dothiorella pinastri*
Phacidium vaccinii — *Dothiorella latitans* (see Rehm III⁶⁹, Vleugel 11³³⁹).

506. **Phacidium abietinum** Fries S. M. II⁵⁷⁶, Syll. VIII⁷¹⁴, Rehm III⁶⁷ & ¹²⁴⁸ c. icon.

On the leaves of *Abies alba*. J. Stendalsgaard. *Abies balsamifera*. F. Tange Skov.

507. **Phacidium lacerum** Fries S. M. II⁵⁷⁵, Syll. VIII⁷¹³, Rehm III⁶⁶.

On dead leaves of *Pinus montana*. J. Nr. Mølle Plantage near Viborg (! April 04).

508. **Phacidium repandum** Fries S. M. II⁵⁷⁸, Rehm III⁷⁰ & ¹²⁴⁸, Syn: *Pseudopeziza rep.* Karst., Syll. VIII⁷²⁷, *Phacidium verrucosum* (Wallr.) Sacc., Syll. VIII⁷¹⁷.

On fading leaves and stems, *Placosphaeria punctiformis* (Fuck.) Sacc. is regarded as its conidial stage.

Sherardia arvensis. F. Vængemose, Magaard, Vejstrupgaard. *Galium aparine*. F. Skaarup (14/12 73). *Galium palustre*. S. Basnæs (P. N.). *Galium mollugo*. F. Skaarup; Møen Lilleklint. *Galium boreale*. J. Skive!, Varde (Christensen Hygum); S. Flaskekroen, Snedinge (P. N.).

Trochila.

Some species of *Trochila* are supposed to correspond to *Gloeosporium* f. inst.

Trochila craterium corresp. *Gloeosporium paradoxum*
Trochila laurocerasi — — *phacidiellum* (see Grove 12⁵³)

THIS PAGE IS LOCKED TO FREE MEMBERS
Purchase full membership to immediately unlock this page



Never be without a book!

Forgotten Books Full Membership gives universal access to 797,885 books from our apps and website, across all your devices: tablet, phone, e-reader, laptop and desktop computer

A library in your pocket for \$8.99/month

Continue

*Fair usage policy applies

Achillea ptarmica. F. Skaarup (Febr. 62); S. Gammellose (R 06 cc ³⁵⁷), Eskildstrup; L. Stensgaard.

Coccomyces.

515. **Coccomyces coronatus** (Fries) de Not., Syll. VIII ⁷⁴⁴, Rehm III ⁷⁶ & ¹²⁴⁸ c. icon., Syn: *Ascobolus cor.* Schum. no 2134 (see R 85 g ¹⁵³), *Phacidium cor.* Fries S. M. II ⁵⁷⁷, Fl. D. tab. 2340 fig. 1, *Sclerotium quercinum* Schum. Fl. D. tab. 1380 fig. 2, Kronet Lindseplet (H. 37 ⁸⁷⁴).

Schroeter considers *Leptothyrium castaneae* & *quercinum* to be its conidial fructification, but Karsten considers it to be *Fusicoccum coronatum*, and I (Lind 07 c ²⁷⁶) have described a *Ceutospora atra* which I consider as related to this species.

Quite common on fallen leaves of *Betula*, *Fagus*, *Quercus*, *Castanea* etc., Sept.—Dec.

516. **Coccomyces rubi** (Fries) Karst., Syll. VIII ⁷⁵¹, Rehm III ⁸¹, Syn: *Phacidium rubi* Fries S. M. II ⁵⁷⁸.

On dead leaves of *Rubus idaeus*. J. Skovsgaard near Viborg (^{22/4} 04!).

Rhytisma.

The species of this genus develop conidial fructification, called *Melasmia*, in summer; the ripe asci and spores do not occur until the following spring in May.

<i>Rhytisma salicinum</i>	corresponds to	<i>Melasmia salicina</i> .
<i>Rhytisma acerinum</i>	—	<i>Melasmia acerina</i> .
<i>Rhytisma punctatum</i>	—	<i>Melasmia punctata</i> .
<i>Rhytisma empetri</i>	—	<i>Melasmia empetri</i> .

517. **Rhytisma salicinum** Fries S. M. II ⁵⁶⁸, Syll. VIII ⁷⁵³, Rehm III ⁸⁴ c. icon., R 02 a ⁵³², Syn: *Xyloma sal.* Pers., Schum. no 1351, Pilens Rynkeplet (H. 37 ⁸⁷⁴, R 69 ⁶⁸, 80 a ¹⁹⁵).

It is common on living leaves of *Salix* July—Octob., developing the ascomata on the fallen leaves from April—May.

Noticed on *Salix cinerea*, *caprea*, *caprea* × *viminalis*, *aurita*, *nigricans*, *hastata* and *repens*.

Nic. Hartz has found it on leaves of *Salix aurita* at "Stokkemark Torvelung" 120 cm. deep in the turf and in interglacial deposits near Eistrup (Hartz 09 ²²⁸).

518. **Rhytisma acerinum** Fries S. M. II ⁵⁶⁹, Syll. VIII ⁷⁵³, Rehm III ⁸² & ¹²⁴⁹, R 80 a ¹⁹⁵ & 02 a ⁵³⁰ c. icon. Syn: *Xyloma acerinum* Pers., Schum. no 1352, Lønnens Rynkeplet (H 37 ⁸⁷⁴, R 69 ⁶⁸, 89 a ¹⁹).

I have found ripe asci and spores in May (see also Klebahn 89). It seems to be chiefly limited to *Acer pseudoplatanus* on which host

it often occurs in great abundance, especially on young plants planted in a place where the fallen leaves are not removed in winter. On the other hand it is rare on *Acer platanoides* and *campestre* even if the trees are close together, and the attack is always weak and scanty (see R 96 o, 97 o).

Acer pseudoplatanus common. *Acer platanoides*. S. Rungsted, Geelskov. *Acer saccharinum*. F. Tange Skov. *Acer campestre*. L. Stensgaard; Møen Ulfs-hale.

519. **Rhytisma punctatum** Fries S. M. II ⁵⁶⁹, Syll. VIII ⁷⁵³, Rehm III ⁸³, R 02 a ⁵³¹.

Acer pseudoplatanus. F. Brændeskov. *Acer campestre*. F. Assens!.

520. **Rhytisma empetri** Fries El. II ¹²⁷, Syll. VIII ⁷⁵¹, Rehm III ⁸⁵, Krækling-Rynkeplet (H. 37 ⁸⁷³).

Empetrum nigrum. J. Knud Mose (^{10/8} 74); S. Hornbæk Plantage.

521. **Rhytisma andromedae** Fries S. M. II ⁵⁶⁷, Syll. VIII ⁷⁵⁴, Rehm III ⁸⁵, Andromede-Rynkeplet (H. 37 ⁸⁷³).

Andromeda polifolia quite common, noticed from following localities. J. Jerup (M. L. M.), St. Vildmose, Hobro (July 69), Viemose!, Viborg (Gad), Borris Hede (F. & W. 08); F. Hundtofte; S. Gammellose, Holmegaards Mose; Falst. Horreby Lyng.

522. **Rhytisma urticae** Fries S. M. II ⁵⁷⁰, Syll. VIII ⁷⁵⁵, Rehm III ⁸⁶.

This species differs in several respects from *Rhytisma* and had, no doubt, better be transferred to another genus.

Placosphaeria urticae is regarded as its conidial form.

On dead stems of *Urtica dioeca*. J. Horsens!; F. Skaarup (^{6/3} 74), Klingstrup; S. Dyrehaven (O. R.), Ermelunden etc.

Hysteriineae.

Hypodermataceae.

Concerning the limitation of the genera of Hypodermataceae I agree with Lagerberg (10), who classifies the species furnished with filiform spores of about the same length as asci and quite short perithecia among *Lophodermium*. The *Hypodermella* have line-shaped perithecia of various lengths, their asci are clavate containing either four or eight tear-shaped spores which are surrounded by a thick layer of mucilage. *Hypoderma* have stalky asci and staff-shaped or spindle-shaped spores which will at last become biloculated.

Most species of Hysteriaceae produce conidial fructifications of the type of Leptostromaceae. Thus the following relations may be mentioned:

Lophodermium pinastri	corresponds to	Leptostroma pinastri	(see Tub. 02 ¹³).
— caricinum	—	— caricinum	(see Fuckel).
— arundinaceum	—	— hysterioides	f. graminicola.
— hysterioides	—	Leptothyrium berberidis.	
Hypodermella laricis		Leptostroma laricinum	(see Tub. 02 ¹⁹).
Hypoderma scirpinum		Leptostroma scirpinum.	
— commune		Leptothyrium vulgare.	
— rubi		Leptostroma virgultorum.	
— virgultorum	—	Leptostroma herbarum	(see Bref. IX ²⁷¹).
— virg. f. vincetoxici	—	Leptostromella	hysterioides.
Lophium eriophori		Leptostroma Henningsii.	

It is highly probable, also that Leptothyrium pini, pinastri, pini austriaca and exiguum are the conidial stages of species of Hysteriineae.

There are also accounts of the relations of a number of species to some quite different forms of fungi imperfecti, viz:

Lophium mytilinum	corresp.	Phragmotrichum Chailletii	(see Tul. Carp. II ²⁵⁹).
Hypodermella nervisequia	—	Septoria pini	(see Lindau 08 ²⁷¹).
Hypodermella sulcigena	—	Hendersonia acicola	(Tub. & Lagerberg 10 ¹⁴⁰).
Lophodermium melaleucum	—	Phoma leptidea	(see Vleugel 11 ³⁴⁸).

Hypodermella.

523. **Hypodermella nervisequia** (Fries) Lagerberg 10¹⁴⁸, Syn: Hysterium nerv. Fries S. M. II⁵⁸⁷, Lophodermium nerv. Rehm III⁴⁴, Hypoderma nerv. de Candolle, Syll. II⁷⁸⁵, R 89 a¹⁹, 90 a²⁰⁶, 02 a⁵¹⁶ c. icon., Ædelgranens Sprækkesvamp (R 79 b⁸²).

In the leaves of *Abies alba* common, f. inst.: F. Skaarup; S. Teglstrup Hegn, Geelskov; B. Almindingen (³/₆ 84, again Neger 06).

524. **Hypodermella macrospora** (Hartig) Lagerberg, Syn: Hypoderma mac. Hart., Syll. II⁷⁸⁶, R 89 a¹⁸, 02 a⁵¹⁵ c. icon., Lophodermium

THIS PAGE IS LOCKED TO FREE MEMBERS

Purchase full membership to immediately unlock this page

Know Your Bible

Forgotten Books' Full Membership provides unlimited access to more than 28,000 volumes of Christian literature for \$8.99/month

**HOLY
BIBLE**

Continue

*Fair use policy applies

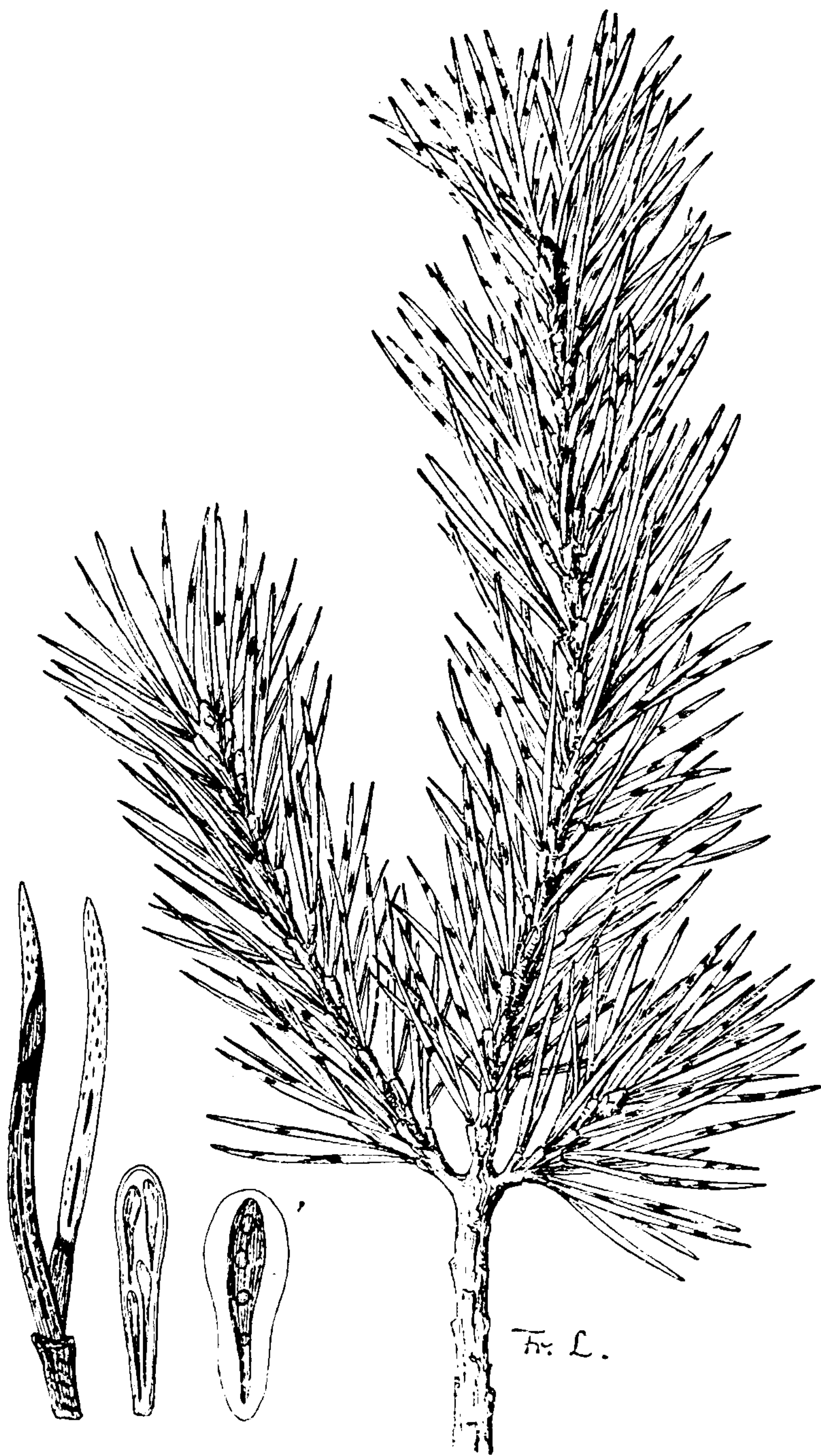


Fig. 11. *Hypodermella sulcigena*, affected shoot of *Pinus silvestris*, 2 single leaves, ascus, $\frac{300}{1}$ and a single ascospore $\frac{600}{1}$. From R 02 a.

On branches of *Rubus*. F. Tange, Vejstrup ($\frac{23}{12}$ 75), Klingstrup; S. Geel-skov (V. Sarauw).

Lophodermium.

531. *Lophodermium abietis* Rostrup 89 a¹⁷ c. icon. & 90 a²⁰¹ c. icon., Granens Sprækkesvamp (R 02 a⁵²⁵ c. icon.).

Scirpus lacustris. S. Sjælsø, Hvalsølillesø, Tjustrup Sø; L. Vesterborg Sø.

528. *Hypoderma commune* (Fries) Duby, Syll. II⁷⁸⁸, Rehm III³², Syn: *Hysterium com.* Fries S. M. II⁵⁸⁹, *Hyst. artemisiae* Schum. no1259, Fl. D. tab. 1820 fig. 2, Almindelig Sprækkesvamp (H 37⁸⁷⁵, R 69⁶⁷).

On stems of *Pisum sativum*. F. Klingstrup. *Parietaria erecta*. F. Skaarup. *Lycopus europaeus*. F. Skaarup. *Valeriana officinalis*. Thurø.

529. *Hypoderma virgultorum* de Candolle, Syll. II⁷⁸⁶, Rehm III³² & ¹²⁴⁷ c. icon.

Salix caprea. S. Ruderhegn. *Acer pseudo-platanus*. S. Ermelunden. *Lonicera periclymenum*. B. Almindingen.

530. *Hypoderma rubi* (Fries), Syn: *Hysterium rubi*, Pers., Fries S. M. II⁵⁸⁷, *Hypoderma virgultorum* de C. f. *rubi* Rehm III³³, Klynger-Sprækkesvamp (R 69⁶⁷).

It clearly differs from *Lophod. pinastri* by its shorter asci and sporidia. The description does not occur with Saccardo nor with Rehm but with Tubeuf (02¹³). Rostrup mentions it early (83 d²⁷⁷, 85 a¹⁵ & 87 j; see also Dalgas 88¹⁵⁵), but he did not describe it till 1889. Specimens of this fungus from Denmark are already contained in Schumacher's herbarium from the beginning of the 19th. century. Concerning its distribution here and abroad see R 96 q; it chiefly affects trees growing in meagre soil or exposed to flooding (see R 88 k⁶, 89 k, Helms 93). Its asci and spores are ripe in April; it will just as readily attack the leaves of seedlings as those of large trees.

Abies alba common. *Picea excelsa* very common f. inst. Tisvilde (H. M. 90¹⁷⁵). *Picea canadensis* common. *Picea sitchensis*. S. Søholt (Jespersen), As-serbo. *Picea morinda*. S. Holbæk (Wichfeld). *Pseudotsuga taxifolia*. F. Glorup. *Taxus baccata*. J. Høllund Søgaard (R 96 o¹²²).

532. **Lophodermium pinastri** (Fries) Chev., Syll. II⁷⁹⁴, Rehm III⁴³

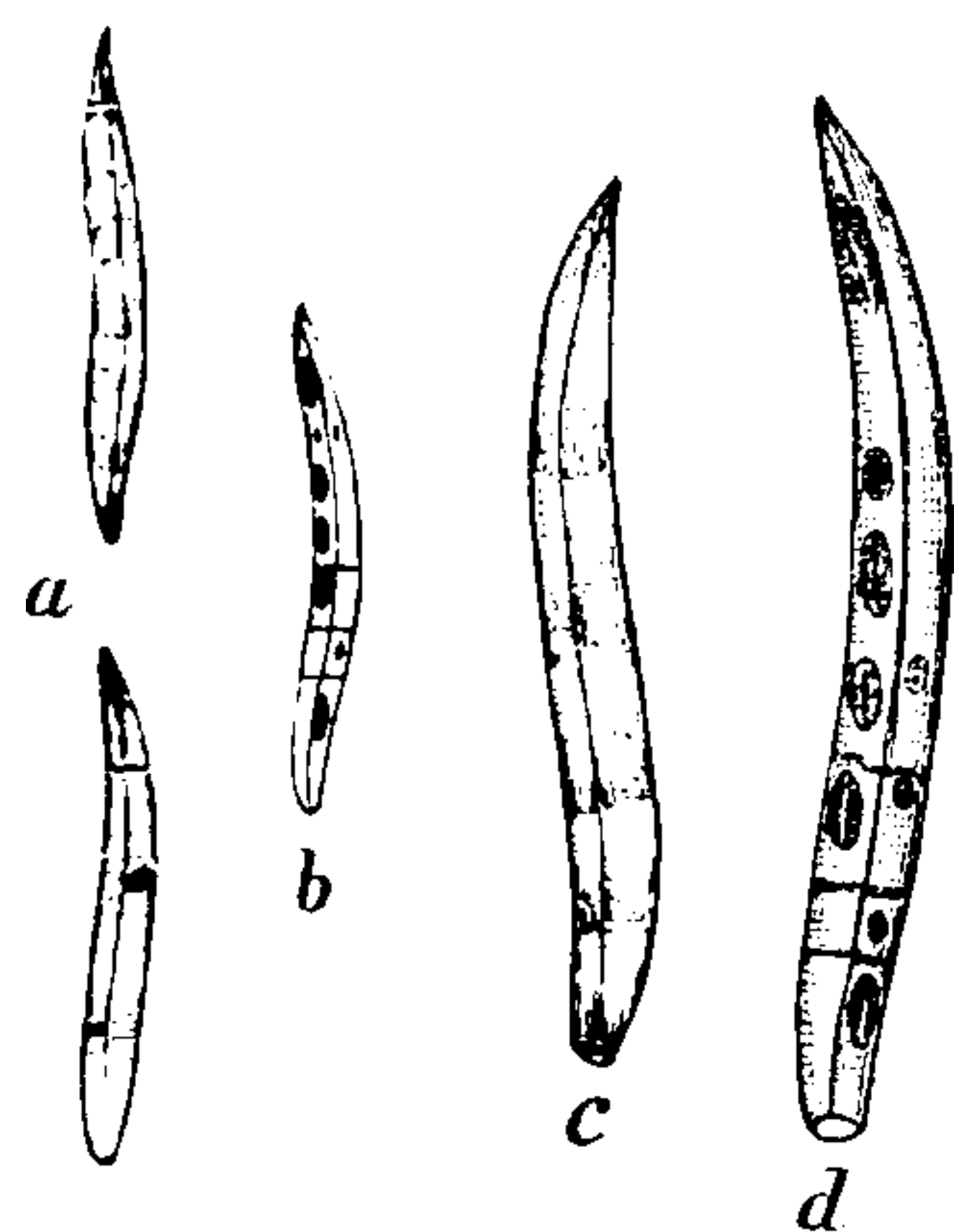


Fig. 13. *Lophodermium abietis* on leaves of *Picea excelsa* (c & d enlarged).
From R 02 a.

c. icon., Syn: *Hysterium pinastri* Schrader, Fries S. M. II⁵⁸⁷, *Hyst. pini* Schum. no 1258, Fl. D. tab. 2331 fig. 2, Naale-Sprækkesvamp (R 69⁶⁷), Fyrrens Sprækkesvamp (R 79 b⁸⁴). Lit: R 79 b c. icon., 81 b, 83 d, 85 o⁴, 86 l²⁴¹, 89 a¹⁶ c. icon, 90 a²⁰⁰, 91 e, 93 a¹¹⁰, 96 q¹¹⁹, 02 a⁵¹⁹, Dalgas 82 a & b, Tubeuf 02 c. icon., Bruun 11²⁸¹.

Rostrup took a great interest in this fungus and its significance to the cultivation of *Pinus* in Denmark. No doubt he was the first to realize that the disease formerly called "Schütte" was caused by attacks of this fungus. Rostrup proved that *Pinus austriaca* and several other species were particularly exposed to its attack and consequently ought not to be cultivated.

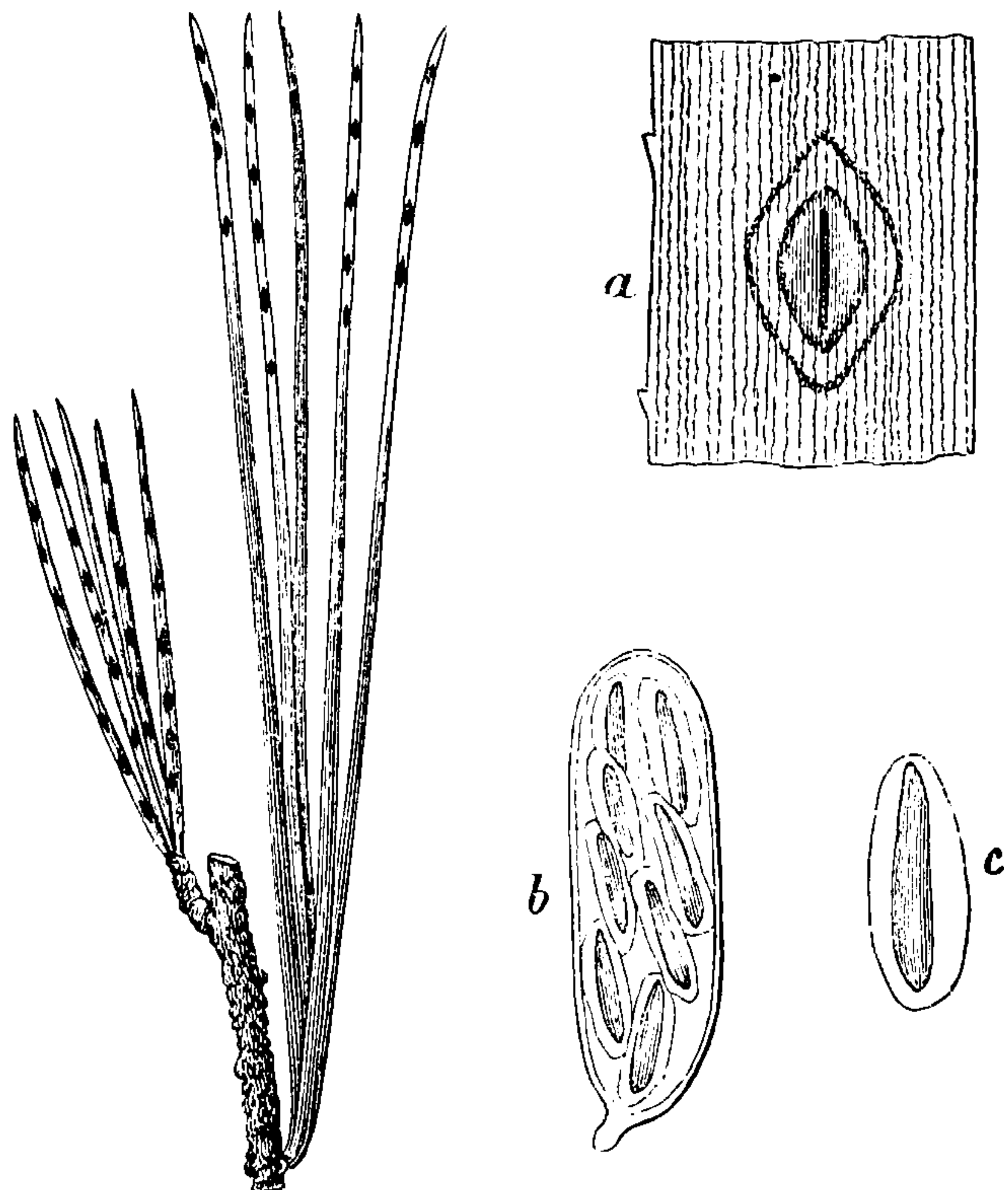


Fig. 12. *Hypoderma brachysporum* on leaves of *Pinus strobus*, a, perithecium enlarged, b, ascus $\frac{300}{1}$, c, ascospore $\frac{600}{1}$. From R 02 a.

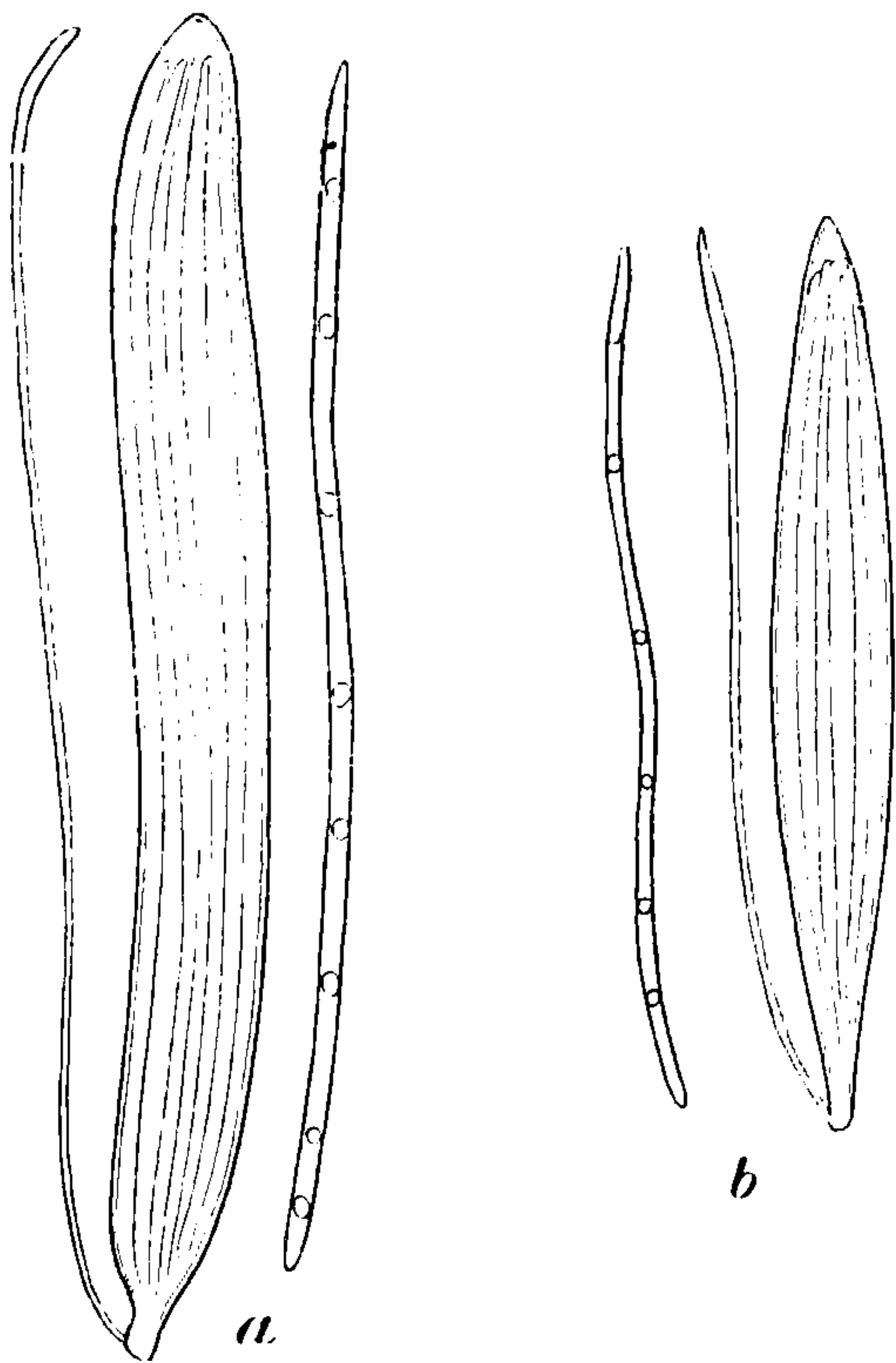


Fig. 14.

a, *Lophodermium pinastri*, b, *Lophodermium abietis*, both enlarged $\frac{600}{1}$.
From R 02 a.

He also proved that seedlings from German seeds were more severely attacked than seedlings from Danish or northern seeds. Rostrup states this fungus to be most destructive to *Pinus*; his examinations have been of great significance to the right understanding of the falling of the leaves of firs both in Denmark and abroad. The conidial fructification called *Depazea linearis* R 83 d c. fig. is found on living leaves in summer, the ascigerous fructification is only found on the dead leaves on the ground.

Nic. Hartz has found it on the leaves of *Pinus silvestris* deep down in the peat-bogs.

On the leaves of *Pinus silvestris*, *montana*, *austriaca*, *maritima*, *rigida*, *contorta*, *corsicana*, *monspeliensis*, *cembra* & *strobis* (Exs. Vgr. no 923).

533. ***Lophodermium gilvum*** Rostrup 83 d ²⁸³, 02 a ⁵²⁹.

Peritheciis sparsis, epiphyllis, innato-immersis oblongatis vel linearibus, epidermide tectis, gilvidis; ascis numerosis, sessilibus, cylindraceo-clavatis $75-80 \mu \times 10-12 \mu$; paraphysibus filiformibus, numerosis; apice flexuosis, $80-85 \mu$ long.; sporidiis octonis, filiformibus, hyalinis, multiguttulatis, $70 \mu \times 2 \mu$.

Pinus austriaca. F. Vejstrup Aaskov (²⁴/₁₂ 1882).

534. ***Lophodermium juniperinum*** (Fries) de Not., Syll. II ⁷⁹⁴, Rehm III ⁴⁴, R 83 d ²⁸³, 02 a ⁵²⁹, Syn: *Hysterium jun.* Fries S. M. II ⁵⁸⁸.

Very common on the leaves of *Juniperus communis*. *Juniperus virginiana*. F. Hofmangave (N. E. Hofman Bang). *Juniperus sabina*. F. Middelfart!. *Juniperus squamata*. S. Charlottenlund.

535. ***Lophodermium herbarum*** (Fries) Fuckel, Syll. II ⁷⁹⁸, Rehm III ⁴¹, Syn: *Hysterium herb.* Fries S. M. II ⁵⁹³.

On dead leaves of *Convallaria majalis*. J. Skovsgaard (²¹/₄ 03! Exs. Vgr. no 922).

536. ***Lophodermium arundinaceum*** (Fries) Chev., Syll. II ⁷⁹⁵, Rehm III ⁴⁶ c. icon., R 02 a ⁵²⁹, Syn: *Hysterium arund.* Schrader, Fries S. M. II ⁵⁹⁰, Rørets Sprækkesvamp (H. 37 ⁸⁷⁵).

THIS PAGE IS LOCKED TO FREE MEMBERS
Purchase full membership to immediately unlock this page



Never be without a book!

Forgotten Books Full Membership gives universal access to 797,885 books from our apps and website, across all your devices: tablet, phone, e-reader, laptop and desktop computer

A library in your pocket for \$8.99/month

Continue

*Fair usage policy applies

Dichaenaceae.

Dichaena.

546. **Dichaena faginea** Fries El. II ¹⁴³, Syll. II ⁷⁷¹, Rehm III ⁵¹, R 02 a ⁵²⁹.

Its conidial fructification, called *Psilospora faginea* is found on branches of *Fagus silvatica*.

547. **Dichaena quercina** Fries El. II ¹⁴³, Syll. II ⁷⁷¹, Rehm III ⁵⁰, R 02 a ⁵²⁹.

Its conidial fructification, called *Psilospora quercina*, is common on branches of *Quercus robur*.

Ostropaceae.

Aulographum.

548. **Aulographum filicinum** Libert, Syll. II ⁷³¹, Rehm III ⁹ & ¹²⁴⁶.
Aspidium filix mas. F. Glorup (²⁵/₅ 90 see R 92 g ⁷⁵).

Hysteriaceae.

Glonium.

549. **Glonium lineare** (Fries) de Not., Syll. II ⁷³², Rehm III ¹⁰ c. icon., Syn: *Hyst. lin.* Fries S. M. II ⁵⁸³, *Glonium confluens* (Wallr.) Duby, Syll. II ⁷³³.

On bare wood of living *Fagus silvatica*. J. Barritskov (O. R.); F. Klingstrup; S. Dronninggaard, Dyrehaven. *Quercus robur*. F. Klingstrup (May 63). *Corylus avellana*. S. Sorø Sønderskov (V. Sarauw).

Hysterium.

550. **Hysterium angustatum** Fries S. M. II ⁵⁸⁰, Syll. II ⁷⁴⁴, Rehm III ¹⁴ & ¹²⁴⁶.

Fagus silvatica. S. Prinsessestien I, Bognæs (¹¹/₄ 87). *Prunus spinosa*. J. Krabesholm Skov (¹⁷/₄ 03! Exs. Vgr. no 918); B. Almindingen (Exc. ¹⁵/₅ 11).

551. **Hysterium pulicare** Fries S. M. II ⁵⁷⁹, Syll. II ⁷⁴³, Rehm III ³ & ¹²⁴⁶ c. icon., Fl. D. tab. 3230 fig. 1, Syn: *Hyst. pedicellatum* Schum. no 1262, Fl. D. tab. 2331 fig. 1, *Hyst. pulicare* var. *pedicell.* Fries S. M.

II ⁵⁷⁹, Rehm III ¹⁴ c. icon., *Opegrapha lichenoides* Vahl, Fl. D. tab. 1242, Loppeformig Sprækkesvamp (H. 37 ⁸⁷⁴), Loppe-Sprækkesvamp (R 69 ⁶⁷).

According to the original specimen in Schumacher's herbarium his *Hysterium pedicellatum* is quite identical with *Hyst. pulicare*.

Very common on old thick bark of various deciduous trees.

Noticed on *Quercus robur*. J. Nebsager (O. R.); F. Klingstrup (March 66), Vejstrup Aaskov!; S. Charlottenlund. *Betula alba*. S. Teglstrup Hegn (V. Saraaw); L. Stensgaard. *Fraxinus excelsior*. S. Charlottenlund. *Alnus glutinosa*. F. Skaarup.

Hysterographium.

552. **Hysterographium fraxini** (Fries) de Not., Syll. II ⁷⁷⁶, Rehm III ¹⁹ & ¹²⁴⁶ c. icon., R 02 a ⁵¹³ c. icon., Syn: *Hysterium frax.* Pers., Fries S. M. II ⁵⁸⁵, R 69 ⁶⁷, Askens Sprækkesvamp.

Rostrup has the honour of having discovered that this fungus is a true parasite; it attacks the younger branches of *Fraxinus* and kills them; it first produces the conidial fructification of the formgenus of *Myxosporium*, later on developing its ascigerous fructifications on the fallen twigs (see R 83 a ⁷, 83 d ²⁸⁶, 96 q ¹²⁰).

Fraxinus excelsior common. *Fraxinus americana*. J. Buderupholm (see P. E. Müller 88 ¹⁵⁵); Falst. Hanenov.

553. **Hysterographium curvatum** (Fries) v. Höhnel 06 b ¹²⁵⁸, Syn: *Hysterium curv.* Fries El. II ¹³⁸, *Gloniopsis curv.* Sacc., Syll. II ⁷⁷⁵ & XVII ⁹⁰⁹, *Gloniopsis ilicis* R 97 m ⁴⁶, Syll. XIV ⁷¹⁷.

On dead, decorticated branches of *Ilex aquifolium*. (Æbelø ^{4/8} 95).

554. **Hysterographium elongatum** (Fries) Cda., Syll. II ⁷⁷⁷, Rehm III ¹⁹. Syn: *Hysterium elong.*, Wahlenberg, Fries S. M. II ⁵⁸¹, Lang Sprækkesvamp (H. 37 ⁸⁷⁴).

On a fence-post. F. Glorup.

Mytilidion.

555. **Mytilidion Karstenii** Sacc., Syll. II ⁷⁶³, Rehm III ²⁴ c. icon.

On old bark of the root of *Picea excelsa*, S. Ruderhegn (^{26/5} 09!).

Lophium.

556. **Lophium mytilinum** Fries S. M. II ⁵³³, Syll. II ⁷⁹⁹, Rehm III ²⁶ c. icon., Syn: *Hysterium myt.* Pers., Schum. no 1264.

Picea excelsa. F. Klingstrup, Skaarup; S. Ruderhegn (O. R.), Dyrehaven. *Pinus montana*. J. Gjesten. *Pinus strobus*. S. Farum, Gammellose.

557. **Lophium dolabriforme** Wallr., Syll. II ⁸⁰⁰, Rehm III ²⁷ c. icon.

On barked branches of *Pinus malus silvestris*. J. Krabbesholm Skov (^{20/3}

04! Exs. Vgr. no 921); F. Brændeskov (4/4 82); S. Bastrup (Exc. 6/10 07), Ermelunden (O. R.), Svenstrup Skov (R 97 n).

Acrospermaceae.

Acrospermum.

558. **Acrospermum compressum** Fries S. M. II ²⁴⁵, Syll. II ⁸⁰⁷, Rehm III ⁵³ c. icon.

On dead stems of *Urtica dioeca*. J. Horsens!, F. Skaarup (19/4 76); S. Ermelunden (O. R.), Lyngby Mose (O. R.). *Lappa* sp. S. Sorø (V. Sarauw).

559. **Acrospermum graminum** Libert, Syll. II ⁸⁰⁷, Rehm III ⁵⁵.

On dead stalks of grass; *Dactylis glomerata*. J. Skive!. *Hierochloa borealis*. ^{25/5} 1856 (in herbario). *Aira caespitosa*. F. Skaarup. *Calamagrostis lanceolata*. F. Tved. *Triticum repens*. J. Bustrup!; S. Lyngby Mose (O. R.).

Tuberineae.

Hydnotria.

560. **Hydnotria Tulasnei** Berk. & Br., Syll. VIII ⁸⁷⁹, Fisch. V ²⁶, Th. Fries 09 ²⁴⁵.

Subterranean, in faginata, June—October.

S. Magistratskoven near Hvalsø (Exc. 12/10 02), Herlufsholm (Kring).

Pachyphloeus.

561. **Pachyphloeus melanoxanthus** (Berk.) Tul., Syll. VIII ⁸⁸¹, Fisch. V ³¹.

S. In faginetum, Folehaveskoven (17/9 05 Riise see L. K. R. 06 & Th. Fries 09 ²³⁹).

Tuber.

562. **Tuber aestivum Vittadini**, Syll. VIII ⁸⁹¹, Fisch. V ³⁷ c. icon., Th. Fries 09 ²³³, not *Tuber albidum* Fries S. M. II ²⁹¹ (see Syll. VIII & Th. Fries 09), Trøffel.

Only a single specimen of this species has been found in a dike near Herlufsholm (June 1903 K. King, see L. K. R. 06); this is the only time it has been found in Scandinavia.

563. **Tuber rufum** Fries S. M. II ²⁹², Syll. VIII ⁸⁹⁷, Fish. V ⁵⁷ c. icon., Th. Fries 09 ²³³.

L. Stensgaard Skov (Aug. 73 see R 84 j ¹⁰³).

THIS PAGE IS LOCKED TO FREE MEMBERS

Purchase full membership to immediately unlock this page

Know Your Bible

Forgotten Books' Full Membership provides unlimited access to more than 28,000 volumes of Christian literature for \$8.99/month

**HOLY
BIBLE**

Continue

*Fair use policy applies

Glomeruli subsphaeroidei vel pulvinati, 1–3 mm diam. primo albi, dein pallidi, hyphae ramosae, intricatae, uncinatae, hyalinae, 2 μ crassae, asci botryosa-congesti, breve stipitati, 8–9 μ diam., sphaeroidei, sporae subglobosae, hyalinae, octonae, 3,5–4,5 μ diam. 1 guttulatae.

In ossibus *Rheae americanae*. S. Landbohøjskolen (May 96 & April 97 Boas).

567. **Gymnoascus flavus** Kløcker 02 c. icon., Syll. XVIII¹⁹⁵.

On *Lucilia Caesar*. S. Gl. Carlsberg March 00.

Myxotrichum.

568. **Myxotrichum brunneum**. R 95 a²⁰⁶ c. icon., Syll. XI⁶¹⁵.

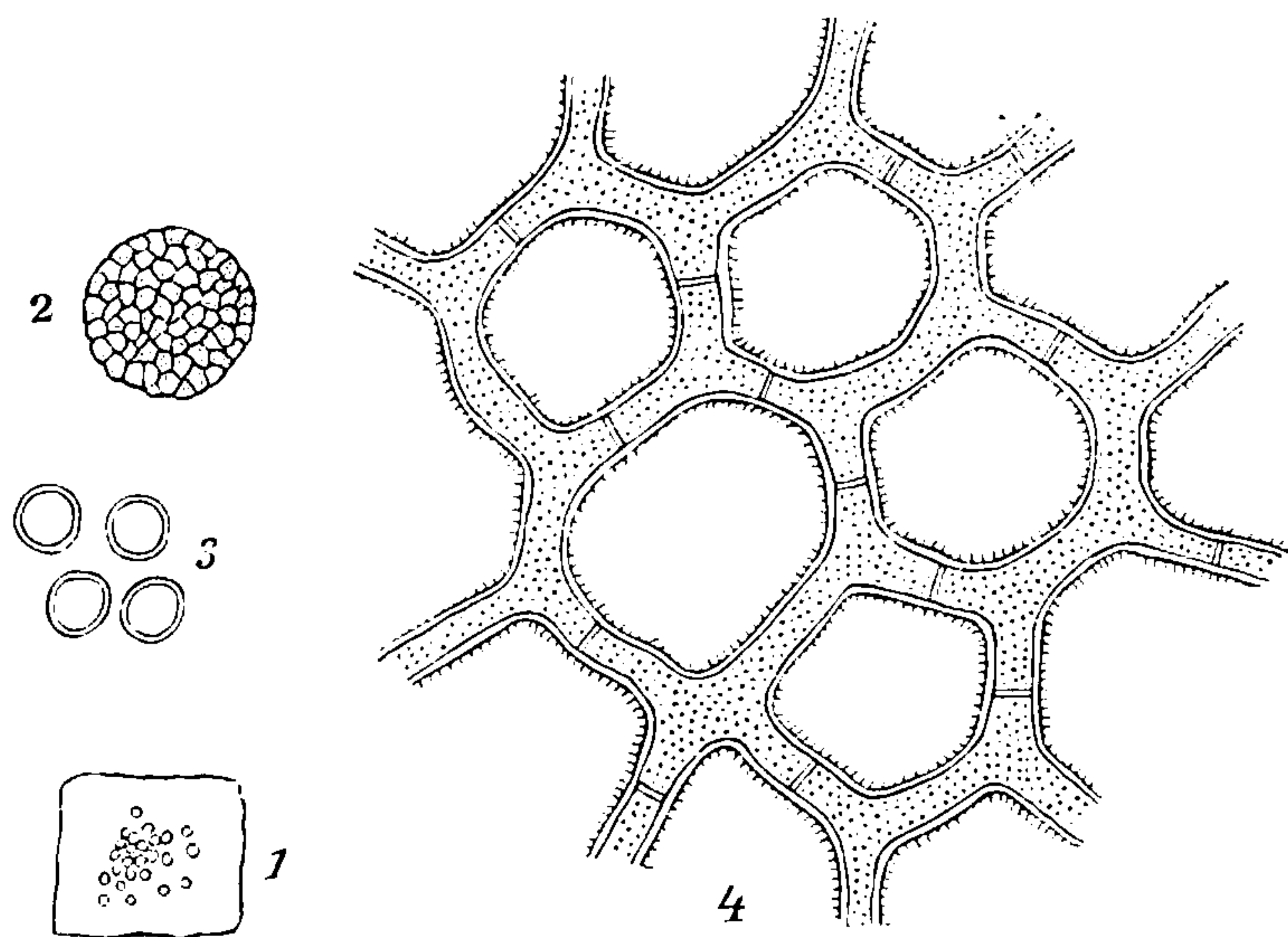


Fig. 15. *Myxotrichum brunneum*.

1 nat size, 2 perithecium $\frac{20}{1}$, 3, spores $\frac{1000}{1}$, 4 mycelium $\frac{1000}{1}$.
, From R 94 a.

Acervuli globulosi, brunnei, copiosi, 0,5 mm diam., hyphae laxe anastomosantes, brunneae, periphericae, rugulosae, septatae, 3,5 μ diam., conidia globulosa, copiosa, brunneo-pallida, 3–4 μ diam., saepius octona, hinc verisimilime ex asco oriunda, partem interiorem acervuli formantia.

S. København. On *Isaria densa* and the surrounding ground (Boas).

569. **Myxotrichum chartarum** Kze., Syll. IV³¹⁷, Fl. D. tab. 2277 fig. 1.

On old paper F. Skaarup (Dec. 1862).

Ctenomyces.

570. **Ctenomyces serratus** Eidam, Wt. II¹⁷ c. icon., Syll. VIII⁸²⁴.

On feathers of *Corvus*, woollen clouts etc. Sept.–Octob. S. Geelskov (O R.), Boserup Skov (90 O. R. see R 05 b³¹¹).

Aspergillaceae.

Anixiopsis.

571. **Anixiopsis stercoraria** E. C. Hansen 97¹³¹ c. icon., Syll. XIV⁴⁶⁴, Syn: *Eurotium stercorarium* E. C. H. 76³¹⁰, Syll. I²⁷.

.On old dung of fox, J. Hjortlund (Aug. 74) later on cultivated in laboratorum.

Aspergillus.

572. **Aspergillus glaucus** Fries S. M. III ³⁸⁵, Syll. IV ⁶⁴, Ldau VIII ¹²⁶, Mucor glaucus Fl. D. tab. 777 fig. 2 & tab. 840 fig. 3, Müller 1767 ²²⁸, R 84 g, Monilia glauca Pers., Schum. no 1600, Mucor herbariorum Wigg., Schum. no 1596, Eurotium herb. Fries S. M. III ³³², Syll. I ²⁶, Wt. II ⁵⁹ c. icon., Vandkandeskimmel (R 84 g, 04 a ¹⁶¹ c. icon., E. W. 81 ⁴⁰¹).

On decayed fruit, badly dried herbarium plants, old leather, bread etc.; common everywhere.

373. **Aspergillus repens** de By., Syll. I ²⁶, Wt. II ⁶⁰, Mangin 10.

On the same substrata as the preceding one; is stated by E. C. Hansen to have been found near Copenhagen.

374. **Aspergillus oryzae** (Ahlburg) Cohn, Syll. XI ⁵⁹², Wt. II ⁶¹, Ldau VIII ¹²⁸, Syn: Eurotium or. Ahl., Syll. I ²⁸.

S. København (O. R. & Kløcker 06 ²⁷⁸).

575. **Aspergillus flavus** Fries S. M. III ³⁸⁶, Syll. IV ⁶⁹, Wt. II ⁶³, Ldau VIII ¹²⁹.

On wall-paper in Copenhagen, in a sample of air from Jægersborg (O. R. 08); often occurs in bee-hives causing a destructive disease among the bees (Aspergillomykose).

576. **Aspergillus fumigatus** Fresenius, Syll. IV ⁶⁵, Ldau VIII ¹³² c. icon.

Recorded from abroad as a dangerous fungus which may cause diseases to birds and men thriving as well in the lungs as in the ears; in Denmark it has only been found in the air in Copenhagen (E. C. H. 82 & O. R. 08).

577. **Aspergillus sceptrum** (Fries)! Syn: Stachylidium scep. Fries S. M. III ³⁹⁰, Aspergillus niger v. Tiegh., Ldau VIII ¹³⁷ c. icon., Sterigmatocystis nigra v. Tiegh., Syll. IV ⁷⁵, Wt. II ⁶³, Aspergillus nigricans Cooke, Syll. IV ⁷⁰, Sceptromyces Opizii Cda, Syll. IV ¹⁶⁶.

Common on fruits and acid fruit-juice; its spores are common in the air (Wilh. Jensen).

578. **Aspergillus ficuum** (Reich.) Wehmer, Ldau VIII ¹⁴⁰, Syn: Ustilago fic. Reich., Syll. VII ⁴⁵⁷, Sterigmatocystis fic. Hennings.

Found in Copenhagen in figs completely filling them with a black powdery mass (March 97 Boldt, see R 99 a ²⁷¹ & 02 a ⁴⁴³).

579. **Aspergillus phoenicis** (Cda) Ldau VIII ¹⁴⁰, Syn: Ustilago phoen. Cda, Syll. VII ⁴⁵⁹, Sterigmatocystis phoen. Pat. & Delacr., Syll. X ⁵²⁶.

Found in Copenhagen in dates completely filling them with a black powdery mass. Lagerheim (03) unites this species with the above. Found in Copenhagen (May 97, Boldt, see R 99 a ²⁷², 02 a ⁴⁴³, and March 09 C. H. O.).

580. **Aspergillus candidus** Fries S. M. III ³⁸⁵, Syll. IV ⁶⁶, Ldau VIII ¹⁴⁹, Syn: *Monilia cand.* Pers., Schum. no 1601, Hvid Stænknaal (H. 37 ⁸⁹⁸).

Widely diffused on dead and decayed plants, hay etc. On hoof of horses (see R 94 f ⁴⁴).

Penicillium.

Only *Penicillium Wortmanni* Kløcker produces the ascigerous form of fruit. All other species of this genus ought to have been stated under *Fungi imperfecti*; I have, however, stated them here just as the above species of *Aspergillus* because the ascigerous forms and the conidiferous forms are not furnished with special names. Even *Penicillium crustaceum* which, according to Brefeld, is able to produce ascigerous fructification, is unable to do so in Denmark (see Kløcker 03 b & 06 ²⁸³). Rich. Westling has lately written an excellent monograph of the green species of *Penicillium* (11).

581. **Penicillium Wortmanni** Kløcker 03 c c. icon., Syll. XVIII ⁵¹⁸, Ldau IX ⁷³³.

Found in the soil near København (Kløcker & O. R.).

582. **Penicillium crustaceum** Fries S. M. III ⁴⁰⁷, Ldau VIII ¹⁵⁵, Syn: *Mucor crust.* L, Müller 67 ²²⁸, *Pen. glaucum* Link, Syll. IV ⁷⁸, *Byssus scoparius* Müller Fl. D. tab. 897 fig. 1, *Monilia penicillus* Pers., Schum. no 1602, *Penicillium fasciculatum* Fries S. M. III ⁴⁰⁷, Syll. IV ⁷⁹, *Pen. bicolor* Fries S. M. III ⁴⁰⁸, Syll. IV ⁸², *Chromosporium maydis* Sacc., Syll. IV ⁸, Skorpeagtig Penseltraad (H. 37 ⁸⁹⁹), Penselskimmel (E. W. 81 ⁴⁰¹). Lit: R 84 g, 02 a ⁴⁴³ c. icon., 04 a ¹⁶¹ c. icon., Gram 82 ¹³⁴.

Very common on bread, fruit and other food, moist vegetables etc., its spores occur in the air in abundance (see E. C. H. 82 & O. R. 08); Rostrup states that he has found it in Copenhagen in a 14 per cent solution of coppersulphate containing about 7 % of free sulphuric acid, it has also formerly been found on the same substratum in France and has been described as *Penicillium cupricum* Trabut (see also Petch 06).

583. **Penicillium camemberti** Thom., Ldau IX ⁷³⁰ c. icon.

Is always to be found in the cheese called "Chamembert".

584. **Penicillium roqueforti** Thom., Ldau IX ⁷³¹ c. icon.

Is always to be found in the cheese called "Roquefort".

585. **Penicillium candidum** Fries S. M. III ⁴⁰⁹, Syll. IV ⁷⁹ & X ⁵²⁸, Ldau VIII ¹⁶⁴.

THIS PAGE IS LOCKED TO FREE MEMBERS
Purchase full membership to immediately unlock this page



Never be without a book!

Forgotten Books Full Membership gives universal access to 797,885 books from our apps and website, across all your devices: tablet, phone, e-reader, laptop and desktop computer

A library in your pocket for \$8.99/month

Continue

*Fair usage policy applies

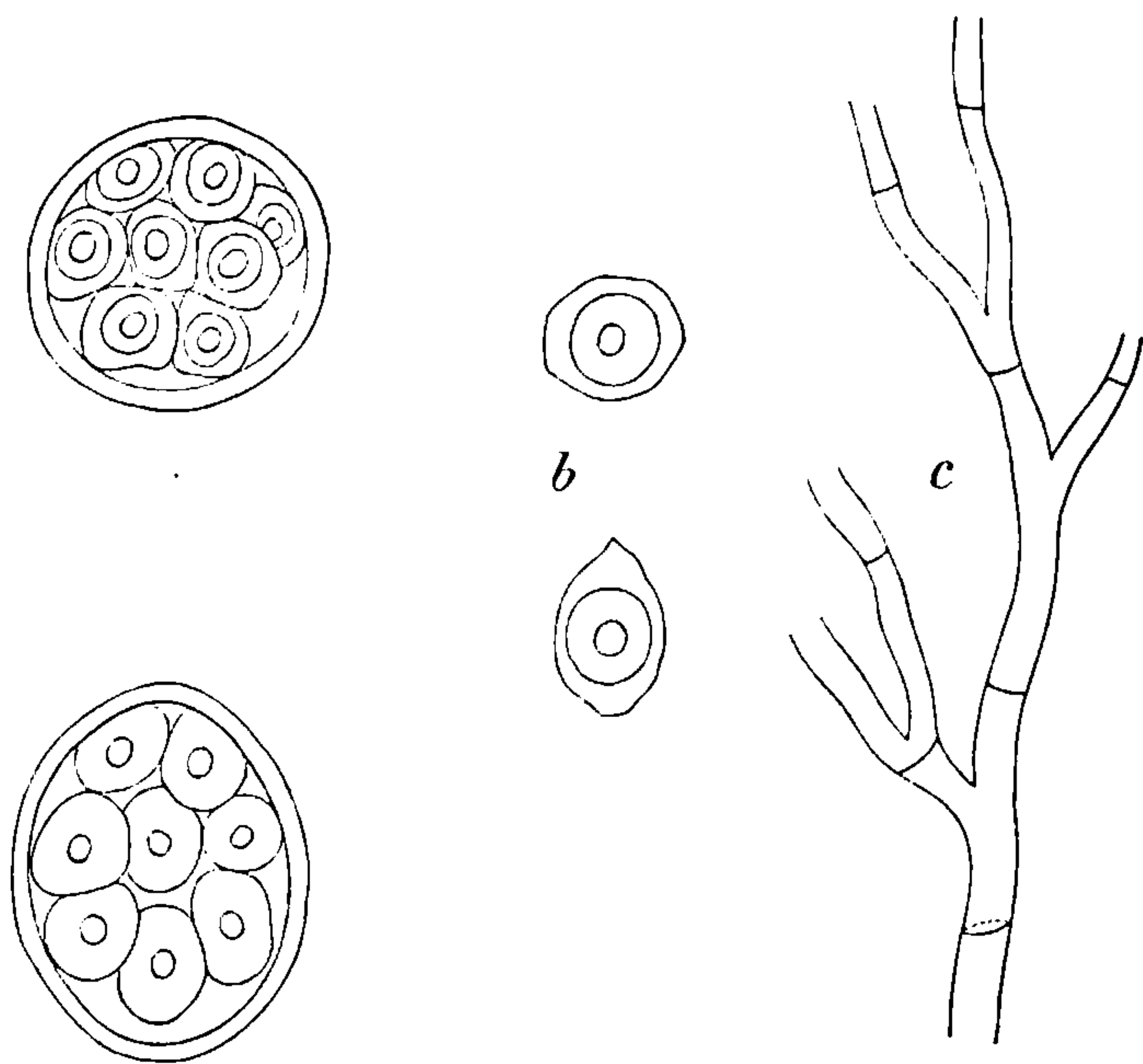


Fig. 16. *Onygena unguina*.

a, 2 asci $\frac{800}{1}$, b, 2 spores $\frac{1000}{1}$, c, mycelium $\frac{1000}{1}$.
From R 94 f.

On hoofs of *Sus scrofa*, J. Krabbesholm Skov (12/11 05!). On hoofs of *Equus*. J. Sødal near Viborg!, S. Geelskov (Muus), Lerchenborg (Nov. 82 Chr. Peder- sen).

590. ***Onygena ungu-
lina*** Rostrup 94 f⁴⁴, Syll. XI⁴⁴⁰, Syn: *Onygena caprina* Fuck. var. *ung.* Fisch. V¹⁰⁷, ? *Lycoperdon ungu.* Schum. no 1404, *Reticularia ungu.* Fries S. M. III⁸⁹, Fl. D. tab. 1977 fig. 2.

Ascomatibus sessilibus, 2—4 mm lat., leniter curvatis, griseo-albis,

e stratu medullari albido oriundis, maturitate intus brunneo-rufis; ascis numerosis, subglobosis, 14—20 μ diam.; sporis irregularibus, rotundato-polygoniis, 8—10 μ diam.

On hoofs of *Equus*. S. København, November.

, Elaphomycetaceae.

Elaphomyces.

591. ***Elaphomyces granulatus*** Fries S. M. III⁵⁸, Syll. VIII⁸⁶⁸, Syn: *El. cervinus* (Pers.) Schroet., Fisch. V⁹⁴, *Lycoperdon cervinum* L, Müller 1767²²⁷, Hjortesvamp (Müller 1763²⁹), Kornet Hjortesvamp (H. 37⁸⁷⁸), Hjortetrøffel (R 79²³).

Sketches in the Fl. D. tab. 1969 fig. 1 have been made from specimens collected by Dean Schade and sent to Hornemann. Tulasne supposes the sketches to be not quite like this species (*Hypogaei*¹⁰⁹), on the other hand Fries (S. M. III⁵⁸ & S. V.⁴⁴⁵) has on the basis of this picture established a new species "*Elaphomyces rugosus* Fries". The fungus is certainly not rare, it has been found both under *Coniferae*, *Salix*, *Fagus*, *Quercus*, *Calluna* etc.; concerning its significance to the forest-trees see Reess (87) who has been reported in detail by Rostrup (Medd. fra Bot. For. vol. I⁴⁷); see also R 02 a⁴⁴¹ and Th. Fries 09²⁵⁰.

It is usually sold by all druggists under the name of *Boletus cervinus*, Hjortespring.

J. Gjettrup (Overgaard see R 95 a²⁰⁸), Thy (P. D. Bruun), Højris (Schade), Nr. Mølle near Viborg!, Hald Egeskov!, Bølling (J. C. Muldbjerg), Stendalsgaard, Skovsende Plantage (Borck); F. Vejstrup Aaskov (R 79²³), S. Tisvilde Fyrreskov (R 95 a²⁰⁸ & H. M. 90), Teglstrup Hegn (Exc. 24/9 05), Ruderhegn (F. & W.), Aasevang (Joh. Lange), Dyrehaven (A. Bruun), Dæmpegaard (C. Hansen), Nørager, Slagelse (Sev. P.), Glænø (P. N. 77 c³²⁷), Køge Aas (E. W. 09), Vemmetofte Strandskov (Hertel).

592. ***Elaphomyces aculeatus* Vittadini**, Syll. VIII⁸⁶⁹, Fisch. V⁹⁸, Th. Fries 09²⁶⁵.

S. Alindelille Skov (Exc. 10/6 71 see Samsøe Lund 72, R 84 j¹⁰³).

593. ***Elaphomyces muricatus* Fries** S. M. III⁵⁹, Th. Fries 09²⁶³, Syn: *El. variegatus* Vitt., Syll. VIII⁸⁶⁷, Fisch. V⁹¹, *El. scaber* (Willd.) Schroet.

S. Hornbæk Plantage (17/10 97 O. R.), Grib Skov (E. W.); Møens Klinte-skov (R 05 b³⁰⁹).

Chaeromyces ("Choiromyces").

594. ***Chaeromyces venosus* (Fries)** Th. Fries 09²⁴⁰, Syn: *Mylitta venosa* Fries. Vet. Ak. Handl. 1830²⁴⁸, S. V.⁴³⁶, *Ch. meandriformis* Vittadini 1831, Syll. VIII⁹⁰⁰, Fisch. V⁷⁴ c. icon.

J. Vejlefjord Sanatorium (O. Hørring), Munkebjerg (17/7 88 Jak. Lge see R 89 i²²⁸ again Exc. 25/7 88).

Amylocarpus.

595. ***Amylocarpus encephaloides* Currey**, Syll. VIII⁹⁰⁵, Th. Fries 09²⁴⁸, Lindau 99 c. icon.

J. Tannishus!; S. Lerchenborg (February 83 Chr. Pedersen see R 84 j), Højstrup (Klüver see R 88 c); Møen Liselund Strand under Lilleklint (O. R.).

Was all four times found on wood of *Quercus* or *Fagus* buried in the sand of the beach up to 25 cm. deep.

Perisporiales.

Erysiphaceae.

Concerning the limitation of the species of Erysiphaceae I follow the splendid monograph of the Erysiphaceae by E. Salmon. As to the names of the species I have been obliged to make some alterations con-

sequent to the rules adopted by the International Congress in Brussels 1910. Of the distribution of the single species it may almost only be said that they are common all over the country where their host-plants occur. They always occur in greater abundance late in summer and in autumn. The ascigerous fructification and the conidia are often associated and the relation of both stages is so evident for most species that I have simply stated the name of the conidial fructification as synonymous under the chief species. On a few host-plants, however, forms of *Oidium* will occur whose corresponding ascigerous fructification has not yet been found, therefore they have been stated afterwards as an appendix.

The separate species of Erysiphaceae are, according to investigations of Neger, Salmon, Marchal etc., said to be divided into several biological subspecies. Lit: E. & P. ³²⁵, Neger 05 b, Lindau 08 ¹⁸³, Salmon 00.

Sphaerotheca.

596. **Sphaerotheca macularis** (Fries)!, Syn: *Erysiphe mac.* Fries S. M. III ²³⁷, *Sphaerot. castagnei* Lév., Syll. I ⁴, *Sphaerot. humuli* (de Cand.) Burrill, Salmon 00 ⁴⁵, *Mucor erysiphe* L., Müller 1767 ²²⁸, *Sphaerot. epilobii* (de Cand.) de By., Syll. I ⁴, *Oidium epilobii* (Cda.) Sacc., Syll. IV ¹², *Oid. fragariae* Harz, Syll. X ⁵²⁰, Humlens Meldug (R 02 a ⁴³¹ & 04 a ¹⁵⁸).

Humulus lupulus, *Euphorbia dulcis*, *Spiraea venusta*, *Filipendula hexapetala* & *ulmaria*, *Argentina anserina*, *Potentilla procumbens*, *reptans* & *erecta*, *Comarum palustre*, *Geum urbanum* & *rivale*, *Alchimilla vulgaris* & *arvensis*, *Fragaria cult.* (see Salmon 01), *Epilobium roseum*, *montanum*, *palustre*, *parviflorum* & *hirsutum*.

597. **Sphaeroteca fuliginea** (Fries)!, Syn: *Erysiphe fuliginea* Fries S. M. III ²³⁸, *Sphaer. hum. var. fuliginea* (Schlecht.) Salmon 00 ⁴⁵.

Impatiens nolitangere, *Odontites rubra*, *Euphrasia spp.*, *Melampyrum vulgatum* & *silvaticum*, *Alectorolophus major*, *Veronica longifolia*, *Arnica montana*, *Genecio Jacobaea*, *Bidens cernuus*, *Crepis paludosa*, *Taraxacum spp.*, *Leontodon autumnalis*.

598. **Sphaerotheca mors uvae** (Schweinitz) Berk. & Curt., Syll. I ⁵, Stikkelsbærdræberen (R 05 e ³⁶⁹), Amerikansk Stikkelsbærmeldug, Lit: R 04 d, 04 e, 06 b, F. K. R. 07 b, Lind & Ravn 08 & 10 ⁴⁰, Lind 10 k.

This pest is imported to Europe from the United States. Masee recorded its first appearance into Ireland in the Gardeners Chronicle Aug. 25. 1900.

It was imported to Denmark in the following year and has later on spread very much. The conidial stage is found in May to November; ripe ascigerous fructification has been observed in March.

Very common on *Ribes grossularia*, rare on *Ribes rubrum*, *nigrum* & *alpinum*.

THIS PAGE IS LOCKED TO FREE MEMBERS

Purchase full membership to immediately unlock this page

Know Your Bible

Forgotten Books' Full Membership provides unlimited access to more than 28,000 volumes of Christian literature for \$8.99/month

**HOLY
BIBLE**

Continue

*Fair use policy applies

By experiments in his laboratory W. Johannsen has proved that *Hordeum* which obtained ample nitrogenous nourishment was severely affected while *Hordeum* which obtained no nitrogenous nourishment was not affected by this fungus (see R 85 h²⁹⁵).

Dactylis glomerata, *Bromus secalinus*, *commutatus*, *racemosus*, *mollis*, *ramosus*, *Festuca arundinacea*, *Poa annua*, *trivialis*, *pratensis*, *Avena sativa*, *Milium effusum*, *Agrostis spica venti*, *Brachypodium silvaticum*, *Cynosurus cristatus*, *Anthoxanthum odoratum*, *Hordeum sativum*, *Triticum repens* & *sativum* (R 80 d), *Secale cereale*, *Lolium multiflorum* & *temulentum*.

604. **Erysiphe communis** Fries S. M. III²³⁹, Syll. I¹⁸, Syn: Er. pisi de Cand, Er. Martii Lév., Syll. I¹⁹, Er. umbelliferarum (Lév.) de By., Syll. I¹⁷, Er. polygoni Fries S. M. III²⁴², Almindelig Meldug, Ærteblomsternes Meldug & Skærmplanternes Meldug (R 02 a⁴³⁵, R 04 a¹⁵⁹).

Common.. Noticed on *Urtica dioeca*, *Rumex acetosella*, *Polygonum aviculare*, *Alyssum calycinum* (conidia only), *Capsella bursa pastoris* (conidia), *Brassica campestris* & *napus* (conidia), *Hypericum hirsutum*, *perforatum*, *quadrangulum*, *Geranium pusillum*, *dissectum*, *molle*, *palustre*, *Lathyrus pratensis*, *Pisum sativum* (see Dybdahl 77²⁶²), *Vicia cassubica*, *Onobrychis sativa*, *Lathyrus pratensis*, *Melilotus officinalis*, *Trifolium procumbens*, *minus*, *hybridum*, *arvense*, *incarnatum*, *pratense*, *medium*, *Lupinus angustifolius* & *luteus*, *Medicago falcata* & *sativa* (M. L. M. 07), *Ononis spinosa*, *Cytisus laburnum*, *Lythrum salicaria*, *Circaea lutetiana*, *Caltha palustris*, *Clematis Jackmanni*, *Aquilegia spp.*, *Aconitum napellus*, *Delphinium ajacis* & *elatior*, *Ranunculus lingua*, *flammula*, *acer*, *repens*, *sardous*, *Actaea spicata*, *Thalictrum minus* & *flavus*, *Anthriscus silvester*, *Pimpinella saxifraga*, *Angelica silvestris*, *Pastinaca sativa*, *Heracleum sphondylium*, *Torilis anthriscus*, *Campanula rapunculoides*, *Valerianella olitoria* & *Morisonii*, *Scabiosa columbaria*, *Succisa praemorsa*, *Knautia arvensis*, *Cirsium arvense*. J. Viborg (1 Exs. Vgr. no 913).

605. **Erysiphe tortilis** Fries S. M. III²⁴³, Syll. I¹⁷, Kornel Meldug (R 02 a⁴³⁶ & 04 a¹⁵⁹).

On the leaves and fruits of *Cornus sanguinea* quite common (R 80 a¹⁴¹) f. inst. F. Skaarup (Sept. 76); S. Alindelille (R 97 n); B. Hammeren (Neger 06).

606. **Erysiphe labiatarum** Fries S. M. III²⁴², Syn: Er. galeopsidis de Candolle, Syll. I¹⁶, Salmon 00, *Oidium lamii* Rabenh., Læbeblomsternes Meldug (R 04 a¹⁵⁹).

Noticed on *Ballota nigra* & *ruderalis*, *Stachys paluster*, *silvaticus* × *paluster*, *silvaticus*, *Leonurus cardiaca*, *Galeopsis tetrahit* & *speciosa*, *Lamium galeobdolon*, *album*, *purpureum*, *amplexicaule* \ *purpureum*, *amplexicaule*, *Ajuga pyramidalis* (*Oidium* only), *Origanum vulgare* (*Oidium*).

607. **Erysiphe cichoriacearum** Fries S. M. III²⁴¹, Salm. 00¹⁹³, R 02 a⁴³⁶, Syn: Er. lamprocarpa (Wallr.) Lév., Syll. I¹⁶, Er. Linkii Lév., Syll. I¹⁶, Er. horridula (Wallr.) Lév., Syll. I¹⁶, *Oidium chrysanthemi* Rabh., Syll. IV⁴³, Ldau VIII⁸⁷, *Oidium myosotidis* Rabh., *Oidium ery-*

siphoides Fries partim., Kurvblomsternes & Rublardenes Meldug (R 04 a ¹⁵⁹).

Noticed on *Cucumis* sp. & *Cucurbita* sp. cult. (see Dybdahl 77 ²⁰⁴, ripe perithecia ^{1/11} 1907!), *Plantago major*, *lanceolata*, *maritima*, *coronopus*, *Lithospermum arvense*, *Pulmonaria officinalis*, *Echium vulgare*, *Asperugo procumbens*, *Myosotis versicolor*, *hispida*, *silvatica*, *arvensis*, *caespitosa*, *Anchusa arvensis*, *Symphytum officinale* & *tauricum*, *Cynoglossum officinale*, *Verbena cult.*, *Verbascum thapsus* & *nigrum*, *Galium aparine* & *verum*, *Valeriana sambucifolia*, *Lappa officinalis*, *nemorosa*, *glabra*, *tomentosa*, *Onopordon acanthium*, *Cirsium oleraceum* & *heterophyllum*, *Centaurea nigra*, *pseudophrygia*, *scabiosa*, *Eupatorium cannabinum*, *Filago germanica*, *Gnaphalium silvaticum*, *Artemisia vulgaris* & *abrotanum*, *Tanacetum vulgare*, *Achillea ptarmica*, *Bellis perennis*, *Chrysanthemum parthenium* & *indicum* (Bruun 98), *Senecio vulgaris*, *Inula salicina*, *Aster cult.*, *Cichorium intubus*, *Sonchus asper*, *arvensis*, *paluster*, *Hieracium pilosella*, *vulgatum*, *rigidum*, *Lactuca muralis*, *Scorzonera humilis* & *hispanica*, *Tragopogon porrifolius*.

Microsphaera.

608. **Microsphaera alni** (Fries) Wt., Syn: *Erysiphe alni* Fries S. M. III ²⁴⁴, *Microsphaera penicillata* (Wallr.) Lév., Syll. I ¹³, *Calocladia pen.* Lév., R 80 a ¹⁴⁰.

Noticed on the leaves of *Alnus glutinosa* & *incana* and *Viburnum opulus* (Exs. Thüm. Myc. no 958).

609. **Microsphaera divaricata** (Fries) Lév., Syll. I ¹¹, Syn: *Erysiphe div.* Fries S. M. III ²⁴³, *Calocladia div.* Lév., R 80 a ¹⁴⁰, *Microsphaera alni* var. *div.* Salmon 00 ¹⁴⁶.

On the leaves of *Frangula alnus* and *Rhamnus cathartica* (Exs. Thüm. myc. no 2084). Quite common (R 80).

610. **Microsphaera astragali** (Fries) Trev., Syll. I ¹², Syn: *Erysiphe ast. de Cand.*, Fries S. M. III ²⁴¹, *Astragal-Meldug* (R 04 a ¹⁵⁸).

On leaves and stems of *Astragalus glycyphyllus*, common, July–Sept.

611. **Microsphaera berberidis** (Fries) Lév., Syll. I ¹³, Syn: *Erysiphe berb. de Cand.*, Fries S. M. III ²⁴⁴, *Calocladia berb.* Lév., R 80 a ¹⁴⁰, *Oidium berb.* Thümen, Syll. IV ⁴⁵, *Ldau VIII* ⁸¹, *Berberis-Meldug* (R 04 a ¹⁵⁸).

On living leaves of *Berberis vulgaris* & *Neubertii*, Sept.–October.

612. **Microsphaera evonymi** (Fries) Sacc., Syll. I ¹¹, Salmon 00 ¹²⁵, Syn: *Erysiphe ev. de Candolle*, Fries S. M. III ²⁴⁴, *Calocladia comata* (Wallr.) Lév., R 80 a ¹⁴⁰, *Bened-Meldug* (R 04 a ¹⁵⁸).

On leaves of *Evonymus europaeus*, common.

613. **Microsphaera grossulariae** Lév., Syn: *Erysiphe penicillata*

var. *grossulariae* Fries S. M. III ²⁴⁴, Stikkelsbærmeldug (Dybdahl 79 ³⁴², R 02 a ⁴³⁴), Europæisk Stikkelsbærmeldug (Lind & Ravn 10 ⁴³).

On *Ribes grossularia*, common (see R 80 a ¹⁴⁰, 86 h ¹⁴³).

Uncinula.

614. **Uncinula adunca** (Fries) Lév., Syll. I ⁷, R 80 a ¹³⁹, Syn: Erysiphe ad. Fries S. M. III ²⁴⁵, *Uncinula salicis* Wt., I ², Salmon 00 ⁸¹, Pilens Meldug (R 02 a ⁴³² & 04 a ¹⁵⁸).

On *Salix amygdalina*, *alba* × *fragilis*, *caprea*, *caprea* × *cinerea*, *repens*. *Populus nigra* & var. *pyramidalis*. Aug.—Octob.

615. **Uncinula bicornis** (Fries) Lév., Syn: Erysiphe bic. Fries S. M. III ²⁴⁴, *Uncinula aceris* Sacc., Syll. I ⁸, Salmon 00 ⁹⁰, *Oidium aceris* Rbh., Syll. IV ⁴⁴, Ldau VIII ⁸¹, Lønnens Meldug (R 02 a ⁴³² & 04 a ¹⁵⁸).

Common on the leaves of *Acer campestre* & *pseudoplatanus* (R 80 a ¹³⁹).

616. **Uncinula Tulasnei** Fuckel, Syll. I ⁹, Er. 85 ⁴², Syn: *Unc. aceris* var. *Tulasnei* Salmon 00 ⁹³.

Common on the leaves of *Acer platanoides*.

617. **Uncinula prunastri** Sacc., Syll. I ⁷, Salmon 00 ⁹⁵, Syn: Erysiphe *adunca* var. *prunastri* Fries S. M. III ²⁴⁵.

On the leaves of *Prunus spinosa* (R 80 a ¹³⁹).

618. **Uncinula necator** (Schweinitz) Burrill, Salmon 00 ⁹⁹, Syn: Erysiphe nec. Schw. Syll. I ²², Er. Tuckeri Berk., Syll. I ²⁰, *Oidium Tuckeri* Berk., Druesvampen (R 82 b ⁸), Vinstokkens Meldug (R 02 a ⁴³²).

This pest, which has been known in England since 1845 and in France since 1848, first appeared in Denmark in 1857 in the garden of Rosenborg (see Holst 57 & Vaupell 58), since then it has spread all over the country causing great damage both in hothouses and on wall-vines.

Phyllactinia.

619. **Phyllactinia guttata** (Fries) Léveillé, Syn: Erysiphe gut. (Wallr.), Fries S. M. III ²⁴⁵, *Phyllactinia suffulta* (Reb.) Sacc., Syll. I ⁵, *Phyl. corylea* (Pers.) Karst., Salmon 00, *Sclerotium erysiphe* Schum. no 1390, Hasselens Meldug (R 02 a ⁴³² & 04 a ¹⁵⁸).

Common on the under surface of leaves of *Betula verrucosa* & *pubescens*, *Alnus glutinosa* & *incana*, *Corylus avellana* & *americana*. *Carpinus betulus*, *Fagus silvatica*, *Fraxinus excelsior* & *ornus*.

Oidium.

620. **Oidium quercinum** Thümen, Syll. IV ⁴⁴, Ldau IX ⁷²⁴, Syn: *Oid. querc.* var. *gemmiparum* Ferraris. Ldau IX ⁷²⁴.

THIS PAGE IS LOCKED TO FREE MEMBERS
Purchase full membership to immediately unlock this page



Never be without a book!

Forgotten Books Full Membership gives universal access to 797,885 books from our apps and website, across all your devices: tablet, phone, e-reader, laptop and desktop computer

A library in your pocket for \$8.99/month

Continue

*Fair usage policy applies

Perisporium.

629. **Perisporium funiculatum** Preuss., Syll. I ⁵⁶, Wt. II ⁶⁷, Syn: *Preussia fun.* Fuckel.

On dung of mammals (Hansen 76 ³⁴⁰).

Apiosporium.

Most species of *Apiosporium* correspond to forms of *Torula*, for instance

<i>Apiosporium ulmi</i>	corresponds to	<i>Torula ulmicola</i>	(see Fuckel).
— <i>rhododendri</i>	—	— <i>rhododendri</i>	(see Wt. II ⁷²).
— <i>erichophila</i>	—	— <i>Lechleriana</i>	(see v. Höhnel 09 ¹¹⁹⁷).

630. **Apiosporium pinophilum** (Fries) Fuckel, Syll. I ³⁰, Wt. II ⁷², R 79 b ⁸³ & 02 a ⁴³⁸, Syn: *Antennaria pinophila* Fries S. M. III ²³¹.

Abies alba common; *Pinus montana*. J. Bordrup Klit.

Capnodium.

631. **Capnodium salicinum** Mont., Syll. I ⁷³, Wt. II ⁷⁵. Its conidial fructification is called *Torula fumago* Fries S. M. III ⁵⁰², *Fumago vagans* Pers., *Cladosporium fumago* Link, R 80 a ¹⁴⁶ & 81 a ⁹⁴, Branddug (R 93 k, 96 e, 02 a ⁴³⁹).

Common on living leaves of all sorts of plants.

Microthyriaceae.

Myiocropon.

632. **Myiocropon lycopodii** Rostrup 92 g ⁷⁴, Syll. XI ³⁷⁹, see tab. II figg. 23—24.

Perithecia minuta, nigra; asci $25 \mu \times 5 \mu$, paraphysati; sporidia oblongata, $6 \mu \times 1,5 \mu$, continua.

Lycopodium complanatum. J. Undallslund (^{14/8} 1889). *Lycopodium chamaecyparissus*. J. Utoft Plantage.

Asterella.

633. **Asterella Karstenii** Starbäck, Syll. IX ³⁹⁹.

On the leaves of *Comarum palustre*. F. Skaarup (^{30/7} 83).

Microthyrium.

634. **Microthyrium pinastri** Fuckel, Syll. II ⁶⁶⁴, Wt. II ⁸¹.

Very common on *Abies alba* appearing on twigs and the dead but still adhering leaves as a black cover. B. Almindingen (Neger 06).

635. **Microthyrium cytisi** Fuckel, Syll. II ⁶⁶³, Wt. II ⁸⁰.

On twigs of *Genista tinctoria*. J. Nebsager (July 91 O. R.).

Hypocreales.

Hypomyces.

The genus *Hypomyces* is interesting by the numerous phases of existence through which many of its members pass. Many of the conidial forms of fructification have been described as autonomous species of Mucedineae, under the genera *Sepedonium*, *Verticillium*, *Dactylium* etc., other forms are to be found without special names delineated in Plowright's Monograph of the British Hypomyces (82) and in other places. The most thoroughly examined generical relations are the following:

<i>Hypomyces aurantius</i>		corresp. to <i>Diplocladium minus</i> Bon. (Tul. Carp. III ⁴³).
—	<i>chrysospermum</i>	— <i>Sepedonium chrys.</i> Fries (Tul. carp. III ⁴⁹ & Bref. Unt. X ¹⁸⁴).
—	<i>ochraceus</i>	— <i>Blastotrichum puccinioides</i> <i>Preuss</i> & <i>Verticillium agaricinum</i> Cda. (Tul. Carp. III).
—	<i>pezizae</i>	— <i>Stephanoma strigosum</i> Wallr. (see Bref. X ¹⁸⁷).
—	<i>rosellus</i>	— <i>Dactylium dendroides</i> Fries (Tul. Carp. III).

636. **Hypomyces arachnoideus** Schroeter, Syll. XI ³⁵⁶.

Parasitical on *Corticium* sp. S. Boserup (^{10/10} 97 L. K. R. see R 99 a ²⁶⁵).

637. **Hypomyces aurantius** (Fries) Tul., Syll. II ⁴⁷⁰, Wt. II ¹³⁴, Syn: *Sphaeria aur.* Pers., Fries S. M. II ⁴⁴⁰, Schum. no 1293, Orangefarvet Støvkugle (H. 37 ⁸⁶⁴).

Polyporus varius. F. Klingstrup; L. Stensgaard. *Polyporus squamosus*. S. Dronninggaard (O. R.), Valby (O. R.). *Polyporus betulinus*. S. Teglstruphegn.

Polyporus giganteus. S. Næsbyholm. *Polyporus versicolor*. J. Fredrikshavn!; F. Skaarup; S. Lillerød. *Daedalea gibbosa*. F. Skaarup. *Collybia velutipes*. S. København.

638. **Hypomyces chrysospermus** Tulasne, Syll. II ⁴⁶⁷, Wt. II ¹³² c. icon., the conidial fruit is called *Uredo mycophila* Pers., Schum. no 1531, *Reticularia chrysospermum* Bull., *Sepedonium chrys.* Fries S. M. III ⁴³⁸, Syll. IV ¹⁴⁶, Ldau VIII ²¹⁹ c. icon.

Tulasne is the first who has described the ascigerous fructification, so the name he gave the species is to be preferred to all the older ones which only indicate the conidial forms of fruit.

C. Gad has demonstrated by cultural experiments the generic relation between *Sepedonium chrysospermum* Fries and *Hypomyces chrys.* Tul.

Boletus spp. J. Eskær in Salling (E. W.), Sødal!, Viborg (Gad); F. Skaarup; S. Bøllemose (Kjærskov).

639. **Hypomyces lateritius** (Fries) Tulasne, Syn: *Sphaeria lat.* Fries S. M. II ³³⁸, *Hypomyces deformans* (Lagger) Sacc., Syll. II ⁴⁷⁵, Wt. II ¹³⁶, *Peckiella Vuilleminiana* (Maire) Sacc., Syll. XVI ⁵⁶⁰.

Lactarius deliciosus. J. Buderupholm Skov (^{3/9} 02 see R 05 b ³¹⁰); S. Ruderhegn (V. A. P.), Jonstrup Vang (Raunkiær), Dyrehaven near Jægersborg (Oct. 93 V. A. P. & ^{28/9} 97 O. Rützou see R 99 a ²⁶⁶).

640. **Hypomyces rosellus** (Fries) Tul., Syll. II ⁴⁶⁸, Wt. II ¹³², Syn: *Sphaeria rosella* Fries S. M. II ⁴⁴¹.

Polyporus annosus. S. Ruderhegn & Ermelunden (O. R.); B. Blykobbe Plantage. *Polyporus velutinus*. J. Hald (Gad). *Polyporus giganteus*. S. Kildeskoven (O. R.). On brittle wood. S. Ruderhegn (L. K. R.).

641. **Hypomyces tomentosus** Fries in herb. Berk., Syll. II ⁴⁷⁵ & IX ⁹⁵⁴. On fungi. S. Zoologisk Have (Sept. 95).

642. **Hypomyces torminosus** (Mont.) Tul., Syll. II ⁴⁷¹, Wt. II ¹³⁵. *Lactarius torminosus*. S. Geelskov (^{16/9} 10 O. R.).

643. **Hypomyces Tulasnearum** Flowr., Syll. II ⁴⁷³, Syn: *Peckiella* Tul. Sacc., Syll. IX ⁹⁴⁴.

S. Nørreskov by Furesø (O. R.).

644. **Hypomyces violaceus** (Fries) Tulasne, Syll. II ⁴⁷³, Wt. II ¹³³, Syn: *Sphaeria viol.* Schmidt, Fries S. M. II ⁴⁴¹.

On *Fuligo septica*. S. Ruderhegn (Sept. 90 O. R.).

645. **Hypomyces luteo-virens** (Fries)!, Syn: *Sphaeria lut.-vir.* Fries S. M. II ³³⁹, *Hypomyces viridis* (A. S.) Karst., Syll. II ⁴⁷², Wt. II ¹³⁶, *Peckiella vir.* Sacc., Syll. IX ⁹⁴⁴.

On *Russula* sp. S. Aldershvile (^{26/9} 97 L. K. R. see R 99 a ²⁶⁵).

THIS PAGE IS LOCKED TO FREE MEMBERS

Purchase full membership to immediately unlock this page

Know Your Bible

Forgotten Books' Full Membership provides unlimited access to more than 28,000 volumes of Christian literature for \$8.99/month

**HOLY
BIBLE**

Continue

*Fair use policy applies

Nectria brassicae corresp. *Tubercularia brassicae* (see R 89 i²³⁵).
 — *sinopica* — — *sarmentorum* (see Tul. & Bref.)
 — *Desmazierii* — — *versicolor*.
Pleonectria Lamyi — — *berberidis*, the latter also corresponds to *Sphaeronemella Mougeottii* (see Jaap 08³⁵).

Many species of *Nectria* correspond to forms of *Fusarium* viz:

Nectria aquaeductum corresp. *Fusarium moschatum* (see Lagerheim).
 — *leptosphaeriae* — — *sphaeriae* (see Bref. 91¹⁷⁵).
 — *ditissima* — — *Willkommii*.
 gibbera — — *Fuckelii* (see Fuckel).
 rubi — — *rubi* (see Osterwalder 11).
 — *graminicola* — — *nivale*.
Calonectria pyrochroa — — *platani* (see Tul. Carp. III).

Other species of *Nectria* correspond to *Dendrodochium* and *Illosporium*, two formgenera very closely connected *Tuberculina*, viz:

Nectria Magnusiana corresp. *Dendrodochium epistroma* (see v.Höhnel).
 — *tuberculata* — — *nectriae*.
 — *Fuckelii* — *Illosporium coccineum*.
 — *lichenicola* — — *carneum*.

And finally there are undoubtedly also within the formgenus of *Zythia* a number of forms corresponding to species of *Nectria* or to other species of *Hypocreaceae*, for instance:

Nectria Keithii corresp. *Zythia brassicae*.
Nectriella Versoniana — — *Versoniana*.

652. ***Nectria Magnusiana*** Rehm, Syll. II⁴⁸⁶, Wt. II¹¹⁴.

On *Valsa stellulata* & *Diatrypella quercina*. S. Filosofgangen by Sorø (April 80 V. Sarauw). *Diatrypella pulvinata*. J. Skanderborg (F. & W. 09³¹⁶).

653. ***Nectria episphaeria*** Fries S. V.³⁸⁸, Syll. II⁴⁹⁷, Wt. II¹²¹, Syn: *Sphaeria ep.* Fries S. M. II⁴⁵⁴.

Valsa. F. Skaarup. *Valsa scabrosa*. S. Jægersborg (O. R.). *Valsa flavovirens*. S. Øverød!, Sorø. *Diaporthe rudis*. S. Charlottenlund. *Diaporthe leiphaemia*. S. Ruderhegn!. *Diatrype stigma*. F. Klingstrup, Holmdrup; S. Ruderhegn & Geelskov (O. R.). *Diatrype disciformis*. S. Ruderhegn (O. R.). *Nitschkia cupularis*. S. Boserup Skov (O. R.). *Quaternaria Persoonii*. S. Sorø1. *Ustulina vulgaris*. J. Nebsager (O. R.).

654. ***Nectria cosmariospora*** Cesati & de Not., Syll. II⁵⁰⁸, Wt. II¹²⁵.

This fungus is, no doubt, limited to the resupinate form of *Polyporus radiatus*, I have never been able to find it on other Polypo-

raceae. Rabenhorst's original specimen of *Cosmospora coccinea* (Fungi Europaei no 459) is also on the same *Polyporus*. Saccardo and Winter write that it is to be found on "*Polyporus ferrugineus*", but none of them states this name among *Polyporaceae* (see also v. Höhn. 07 a). Quite common; Rostrup discovered it for the first time in F. near Svenborg October 24. 62).

655. **Nectria Fuckelii** Sacc., Syll. II ⁴⁹⁸, Wt. II ¹²¹.

On *Xanthoria parietina*. J. Constantinsborg (^{27/12} 07, F. & W. 09 ³¹⁶).

656. **Nectria lichenicola** (Ces.) Sacc., Syll. II ⁴⁹⁸, Wt. II ¹²².

On *Peltigera canina*. F. Klingstrup, Skaarup; S. Ravnholt Hegn (O. R.).

657. **Nectria cucurbitula** Fries S. V. ³⁸⁸, Syll. II ⁴⁸⁴, Wt. II ¹¹⁴, Syn: *Sphaeria cuc.* Fries S. M. II ⁴¹⁵, Lit: R 89 a ²⁴ c. icon., 90 a ²¹², 02 a ⁴⁹⁵.

It is a fungus whose attacks are rather destructive to *Coniferae* and for this reason Rostrup was several times interested in studying it. He states that particularly trees planted in moist soil or such trees as are planted so closely that the moist air remains among them are attacked by this pest. It may occur on the thickest part of the trunk as also on the thin branches on the top. Rostrup first discovered it in 1883.

Picea excelsa common (R 85 o ⁹ & 93 a ¹¹³). *Abies alba*. J. Viborg; B. *Pinus montana*. J. Silkeborg (R 96 q ¹²¹). *Pinus strobus*. J. Hinnerup, Stenderup (R 85 o ⁸); S. Geelskov, Gammellose.

658. **Nectria chlorella** (Fries) Tulasne, Syll. II ⁴⁸⁷, Wt. II ¹¹⁵, Syn: *Cenangium chlor.* Fries El. II ²¹.

Strobus excelsa. S. Landbohøjskolens Have.

659. **Nectria graminicola** Berk. & Br., Syll. II ⁴⁹², Wt. II ¹²⁰.

Common on rotten grasses, f. inst. *Secale cereale*, June.

660. **Nectria cinnabarina** Fries S. V. ³⁸⁸, Syll. II ⁴⁷⁹, Wt. II ¹¹⁰ c. icon., Syn: *Sphaeria cin.* Fries S. M. II ⁴¹², *Tubercularia vulgaris* Fries, *Tuberc. pruni* Schum. no 1373, Fl. D. tab. 2336 fig. 2, *Tub. populi* Schum. no 1375, *Tuberc. pruni* Schum. no 1373, *Tuberc. artemisiae* Schum. no 1371, Zinnoberfarvet Støvkugle (H. 37 ⁸⁶²), Cinnobersvampen (Lind & Ravn 10 ⁵³), Lit: R 83 c, 89 a ²⁴, 89 j ⁷⁴⁹, 90 a ²¹⁵ c. icon., 94 l, 01 l, 02 a ⁴⁹⁶ c. icon., 02 v, 06 s.

It has been found on more than 50 different trees and bushes often causing considerable damage especially when they have first been weakened by frost, wounds etc. The habitus of the fungus is rather different according to the different host-plants, and it is to be examined if there are not more biological forms.

661. **Nectria ribis** (Fries) Oudemans, Syll. II ⁴⁸⁰, Wt. II ¹¹¹, R 02 a ⁴⁹⁸,

Syn: *Sphaeria ribis* Tode, Fries S. M. II ⁴¹³, *Sph. appendiculata* Schum. no 1311, Ribsens Støvkugle (H. 37 ⁸⁶³).

Common on branches of *Ribes*.

662. ***Nectria peziza*** Fries S. V. ³⁸⁸, Syll. II ⁵⁰¹, Wt. II ¹²⁴, Syn: *Sphaeria pez.* Tode, Fries S. M. II ⁴⁵², Schum. no 1291, *Sph. miniata* Hoffm., Schum. no 1292.

On old stumps, especially of *Fagus silvatica*, common. J. Fredrikshavn!; Fænø (Exc. ^{14/7} 72); F. Skaarup; S. Folehaven (V. S.), Dyrehaven (O. R.), Boserup, Holsteinborg; L. Stensgaard.

663. ***Nectria coryli*** Fuckel, Syll. II ⁴⁸³, Wt. II ¹¹⁴.

Salix aurita. J. Rindsholm. *Corylus avellana* & *Prunus spinosa*. F. Skaarup.

664. ***Nectria dematiosa*** (Schw.) Berk., Syll. II ⁵⁰⁶.

Morus rosea. S. Landbohøjskolens Have.

665. ***Nectria ditissima*** Tulasne, Syll. II ⁴⁸², Wt. II ¹¹³. Frugttræernes Kræft, Bøgekræft, Askekræft (R 02 a ⁴⁸⁸ c. icon.), Lit: R 80 a ¹⁷⁰ c. fig., 83 d ²⁹⁰ c. fig., 84 g, 89 a ²², 92 t, 96 o ¹²⁵, 02 x, Brinch 93, Lind 10 k etc.

The conidial fructification corresponding to *Nectria ditissima* has been delineated by Tulasne (Carp. III); he names it *Tubercularia minor*, and Brefeld (Unters X tab. IV fig. 24) delineates both one-celled and multi-celled conidia produced by the same stroma. No doubt the one-celled form is the same as that which Link called *Fusidium candidum* (Ldau VIII ⁶¹, Syll. IV ²⁷). The same form is common on young branches of *Pirus malus*, and it is that which Rostrup (02 a etc.) indicated as *Myxosporium mali* and Lindau (IX ⁵⁵¹) describes and delineates as *Fusarium Willkommii*.

It has been found on branches and trunks of several cultivated trees causing much damage in gardens and forests; Rostrup also writes that it is a pest which is increasing at present; it was first found in this country in 1821 (Niemann see R 02 a).

Salix alba. S. Fredriksborg, København (R 93 a). *Salix vitellina*. S. Eskildstrup. *Populus alba*. J. Viborg (R 93 a ¹¹²). *Populus deltoides*. J. Rindsholm; L. Christianssæde. *Alnus glutinosa*. F. Brændeskov. *Corylus avellana* & *Carpinus betulus*, *Quercus robur*. J. Viborg (R 93 a & 96 q). *Fagus silvatica* common (R 90 a ³¹⁰). *Ulmus montana*. S. Fortunen. *Acer pseudoplatanus* (R 96 q ¹²¹). *Aesculus hippocastanum*. F. Skaarup. *Tilia parvifolia*. Møen Ulfshale (R 96 q ¹²¹). *Platanus orientalis*. F. Rønninge Søgaard. *Pirus communis* & *malus* (R 92 m) and *Sorbus aucuparia* common. *Prunus armeniaca* & *avium*. *Cytisus laburnum*. S. Dronninggaard (O. R.). *Fraxinus excelsior* very common.

666. ***Nectria coccinea*** Fries S. V. ³⁶⁸, Syll. II ⁴⁸¹, Wt. II ¹¹², Syn: *Sphaeria coccinea* Pers., Fries S. M. II ⁴¹², Fl. D. tab. 2100 fig. 2, *Sph. decolorans* Schum. no 1310, Højrød Støvkugle (H. 37 ⁸⁶²), Skarlagens-Sporekugle (R 69 ⁷⁴). Lit: R 80 a ¹¹⁹.

THIS PAGE IS LOCKED TO FREE MEMBERS
Purchase full membership to immediately unlock this page



Never be without a book!

Forgotten Books Full Membership gives universal access to 797,885 books from our apps and website, across all your devices: tablet, phone, e-reader, laptop and desktop computer

A library in your pocket for \$8.99/month

Continue

*Fair usage policy applies

673. **Gibberella cyanogena** (Desm.) Sacc., Syll. II ⁵⁵⁵, Wt. II ¹⁰².
On dead stems of *Brassica oleracea*. J. Viborg!, Nebsager (Dec. 91 O. R.).

674. **Giberella Saubinetii** (Mont.) Sacc., Syll. II ⁵⁵⁴, Wt. II ¹⁰².
Abies alba. F. Glorup. *Carex ampulacea* J. Raabjerg (O. R.). *Glyceria*. S. Utterslev Mose (O. R.). *Roripa armoracia*. S. Landbohøjskolens Have. *Robinia pseudacacia*. S. Fredriksdal (O. R.). *Campanula latifolia*. J. Flade (V. S.). *Lappa*. S. Ermelunden (O. R.).

675. **Gibberella pulicaris** (Fries) Sacc., Syll. II ⁵⁵², Wt. II ¹⁰⁰ c. icon.,
Syn: *Sphaeria pul.* Fries S. M. II ⁴¹⁷.

On dead twigs of *Populus tremula*. F. Skaarup. *Pirus malus*. F. Brændeskov. *Sarothamnus scoparius*. J. Vardel. *Fraxinus excelsior*. F. Klingstrup; S. Charlottenlund (10/10 81 V. Sarauw), Vordingborg!. *Sambucus niger*. F. Klingstrup.

Barya.

676. **Barya lichenophila** F. & W. 09 ³¹² c. icon.

On decaying thallus of *Cladonia*. J. Borris (Aug. 07 F. & W.).

Sphaerostilbe.

The conidial fructification corresponding to the species of *Sphaerostilbe* is chiefly to be sought in the formgenus formerly called *Stilbum* now *Stilbella*, for instance it is almost certain that

Sphaerostilbe aurantiaca corresponds to *Stilbella aurantiaca* (see Tul. Carp. I)

other species of *Sphaerostilbe* correspond to related forms, for instance

Sphaerostilbe coccophila corresp. to *Microcera coccophila*.

— *flammea* — *Atractium flammeum* (see Tul.).

fusca — *Pionnotes sanguinea* (see Fuck.).

677. **Sphaerostilbe hyalina** Fuckel, Syll. II ⁵¹³, Wt. II ¹²⁹.

On an old stump. J. Tolne Skov (25/8 04 M. L. M.).

Polystigma.

678. **Polystigma fulvum** (Fries) de Cand., Syn: *Dothidea f.* Fries S. M. II ⁵⁵⁴, *Polyst. ochraceum* (Wahlenb.) Sacc., Syll. II ⁴⁵⁸, Wt. II ¹⁴⁵, R 02 a ⁵⁰¹, Guul Vorteplet (H. 37 ⁸⁷³).

On living leaves of *Prunus padus*. J. Skive (10/8 98!).

679. **Polystigma rubrum** (Fries) de Cand., Syll. II ⁴⁵⁸, Wt. II ¹⁴⁴ c. icon., R 02 a ⁵⁰⁰, Syn: *Dothidea rub.* Fries S. M. II ⁵⁵³, *Xyloma rub.* Pers., Schum. no 1353, Rød Vorteplet (H. 37 ⁸⁷³). Lit: R 96 o ¹²⁵.

Its conidial fructification is called *Polystigmina rubra* (Desm.) Sacc.
On leaves of *Prunus insititia*. S. Asnæs Skov. *Prunus spinosa* common,
noticed from all parts of the country.

Selinia.

680. **Selinia pulchra** (Wt.) Sacc., Syll. II ⁴⁵⁷, Wt. II ¹³⁷, Syn: *Hypocreopsis pulchra* Wt., Hansen 76 ²⁹⁸ c. fig.

On dung of *Bos* & *Oves*. J., S., Am. (E. C. H.).

Hypocrea.

681. **Hypocrea alutacea** (Fries) Ces. & de Not., Syll. II ⁵³⁰, Wt. II ¹⁴² c. icon., Syn: *Sphaeria alut.* Pers., Fries S. M. II ³²⁵, Schum. no 1343, Fl. D. fig. 1300, Allunfarvet Støvkugle (H. 37 ⁸⁵⁵).

The corresponding conidial fructification is *Verticillium globuligerum* Sacc. (see Tul. Carp. I ⁶²).

On *Cudonia circinans* and other fungi. July—Octob. S. Tisvilde Hegn (Mrs. A. Rützou); B. Almindingen (R 89 i ²³⁵).

682. **Hypocrea citrina** Fries S. V. ³⁸³, Syll. II ⁵²⁸, Wt. II ¹⁴¹, Syn: *Sphaeria cit.* Fries S. M. II ¹³⁷.

On the ground in the forest. J. Silkeborg; S. Gurre (F. K. R.), Ruderhegn (O. R. see R 91 j, again ^{9/10} 05 C. Ferdinandsen), Holte (^{8/8} 74 Didrichsen).

683. **Hypocrea fungicola** Karsten, Syll. II ⁵²⁸, Wt. II ¹⁴¹.

On *Polyporus betulinus*. S. Dyrehaven (O. R.), Hvalsøllille Sø.

684. **Hypocrea gelatinosa** Fries S. V. ³⁸³, Syll. II ⁵²⁴, Wt. II ¹⁴⁰, Syn: *Sphaeria gelat.* Tode, Fries S. M. II ³³⁶, *Sphaeria luteo-umbrina* Schum. no 1321, *Sphaeria pallida* Pers., Schum. no 1336, Fl. D. tab. 1782.

On wood of *Pinus*. S. København. *Quercus robur*. S. (^{24/1} 1799 Schum.), Fortunen (O. R.).

685. **Hypocrea rufa** Fries S. V. ³⁸³, Syll. II ⁵²⁰, Wt. II ¹³⁸ c. icon., Syn: *Sphaeria rufa* Pers., Fries S. M. II ³³⁵, Fl. D. tab. 1781 fig. 2, *Sph. scarlatina* Schum. no 1338, Lit: R 02 a ⁵⁰⁹.

Its conidial form of fructification is *Trichoderma viride* Fries.

On wood of *Picea excelsa*. J. Silkeborg Nørreskov. *Alnus glutinosa*. J. Hals Sønderskov (F. K. R.), Rugtvedskov; S. Jonstrup Vang, Fredriksdal, Boserup (Exc. ^{2/10} 87); L. Stensgaard. *Quercus robur*. J. Rindsholm. *Fagus silvatica*. F. Broholm; S. Geelskov. *Crataegus monogyna*. S. Herløv (V. Clausen).

Hypocreopsis.

686. **Hypocreopsis riccioidea** (Bolt.) Karsten, Syll. II LXVIII & IX ⁴⁸⁰.

On dead twigs of *Corylus* and *Rubus*. F. Klingstrup Søskov (^{31/12} 1864).

Epichloë.

687. **Epichloë typhina** (Fries) Tulasne, Syll. II ⁵⁷⁸, Wt. II ¹⁴⁵ c. icon., Syn: Dothidea typh. Fries S. M. II ⁵⁵³, Sphaeria typh. Pers., Schum. no 1301, Polystigma typh. de Cand., R 69 ⁶⁹, Skedesvamp (R 69, 93 d ⁹⁸, 02 a ⁵⁰¹ c. icon.).

The mycelium of this fungus is perennial in the host-plant; P. Nielsen has divided a single infected tuft into many parts and all of them produced affected straws only. Its conidial fructification is called Sphacelia typhina Sacc., Syll. IV ⁶⁶⁶, Ldau IX ⁴⁵⁹. Rostrup supposes that this species should be divided into more biological forms (R 96 o ¹²⁴).

Dactylis glomerata, common. *Bromus Benekeni* & *mollis*. *Festuca rubra*. F. Skaarup; S. Basnæs (F. K. R.); B. *Festuca duriuscula*. J. Viborg!. *Poa nemoralis*. J. Trelde (Jak. Lge); F. Ringel; S. Jægerspris. *Poa trivialis*. J. Knivholt!, Rydhave!, Asmildkloster!, Trelde (Jak. Lge); F. Skaarup, Svenborg; S. Stignæs (Exc. ^{23/6} 07); L. Nakskov. *Holcus lanatus*. J. Fredrikshavn!, Vilsted Mose!; F. Skaarup; S. Jægerspris (Gad), Roskilde (Thomsen). *Holcus mollis*. F. Skaarup. *Milium effusum*. J. Silkeborg, Addit Skov; S. Geelskov, Tølløse. *Calamagrostis arundinacea*. J. Fræer Purker (F. K. R.), Mosskov, Silkeborg. *Calamagrostis arenaria* × *epigejos*. F. Skaarup; Lang. Spodsbjerg; Falst. Herslebslund. *Agrostis canina*. S. Teglstruphegn. *Agrostis alba* & *vulgaris*. Not uncommon. *Brachypodium silvaticum*. Møen Klinteskov; B. Helligdommen (Neger 06). *Anthoxanthum odoratum*. F. Svenborg; L. Vejlø. *Phleum pratense*. Not uncommon. *Phleum Boehmeri*. S. Fredrikssund. *Triticum repens*. J. Trelde.

Cordyceps.

It is a general supposition, and not disproved, that the species of the present genus correspond to forms of *Isaria*; for instance:

Cordyceps militaris	corresp. to <i>Isaria farinosa</i> (= <i>crassa</i> , <i>truncata</i> etc.).
— cinerea	— eleutherarum.
— sphingum	— sphingum (see Tul. Carp. III ¹²).
— pistillariaeformis	— lecanicola (see Jaap 08 ⁵⁰).
— sphecophila	— sphecophila (see R 93 b ⁹¹).

A few species correspond to forms of *Botrytis* for instance:

Cordyceps melolonthae	corresp. to <i>Botrytis tenella</i> (Ldau VIII ²⁷⁷).
— sp.	— muscae (R 93 b ⁹⁵).

688. **Cordyceps cinerea** (Tul.) Sacc., Syll. II ⁵⁷⁰, Wt. II ¹⁴⁹.

Carabus nemoralis & *hortensis*. S. Ruderhegn (Exc. ^{2/10} 99), Fredriksberg Have (Ravn see Vahl 1793 ⁵⁰), Karise (V. Christiansen), Karrebæk (O. R.); L.

THIS PAGE IS LOCKED TO FREE MEMBERS

Purchase full membership to immediately unlock this page

Know Your Bible

Forgotten Books' Full Membership provides unlimited access to more than 28,000 volumes of Christian literature for \$8.99/month

**HOLY
BIBLE**

Continue

*Fair use policy applies

On *Elaphomyces granulatus*. J. Havreballe Kratskov near Aarhus (1762 Holmskj.); S. Jægersborg Hegn near Taarbæk (Oeder).

Claviceps.

693. **Claviceps nigricans** Tulasne, Syll. II ⁵⁶⁵, Wt. II ¹⁴⁷.

Its sclerotium is called *Sclerotium eleocharidis* Thümen Myc. no 2298 = *Scler. nigricans* Sacc., Syll. IX ⁶⁶¹.

Scirpus multicaulis. J. Karlsmærkshede (Th. Holm); Fanø (Johan Lge); S. Botanisk Have (Becker). *Scirpus paluster*. J. Hulsig (F. K. R.), Hirtshals, Skive (P. N.), Ranum (Jeppesen), Ved Sø, Gjødstrup Sø, Lyng Sø, Kalø, Hampen Sø; Fænø; F. Klingstrup (Exs. Thümen myc. no 2298), Vejstrupgaard; S. Ørslov (P. N.); L. Stensgaard (⁷/₈ 70), Lindet. *Scirpus uniglumis*. J. Ranum (Jeppesen).

694. **Claviceps purpurea** (Fries) Tulasne, Syll. II ⁵⁶⁴, Wt. II ¹⁴⁶, Syn: *Sphaeria purp.* Fries S. M. II ³²⁵, Fl. D. tab. 1781, *Sphaeria entomorphiza* Schum. no 1341, not Dicks., Moderkorn (Fabricius 1774), Hornrug, Rugdrenge, Drog, Meldrøjer (R 69 ⁶⁹, 71 ⁴⁵, 75 ²⁰), Sorte Drenge, Slemme Drenge, Giftrug, Ruggift, Brødgift, Sorte Rugkorn, Sekelkornut, Sekelkorn (Jenssen-Tusch 67 ³⁴³), Lit: Lange 57 ⁶³, la Cour 63 ²⁶³ & 67, R 93 d c. icon., 94 e c. icon., 02 a ⁵⁰³ c. icon., Engelke 02 b, Aderhold 06.

The numerous names applied to *Sclerotium clavus* by the common people bear witness to its great distribution. It has also roused the attention of the agriculturists, and has been mentioned by our earliest phytopathologists Fabricius (1774) and Troyel (1791 ⁴³); the latter sowed rye-grain mixed with sclerotia observing that the *Secale* produced was severely affected by *Claviceps* in the heads and that the sclerotia produced in this way were uncommonly large. The same observation was also made by Rostrup. No doubt it is owing to the fact that sclerotia produced by infection by ascospores grow bigger than sclerotia originated from infection by conidia. There are many accounts of Ergotismus being formerly a wellknown disease in Denmark when the sclerotia were not so well cleansed from the rye as is now the case; Ørsted (1839 ⁷⁷) even writes that it might cause the limbs to drop from the patients. In 1862–63 many people were suffering severely from this disease (see P. N. 74 a ²⁶⁷, see also Abildgaard 1791 ⁵⁴). In the years 1761 and 1879 the rye was very severely affected as also in 1888, 92, 94 & 07; as a rule the rye is more attacked in Jutland — where it also rains more frequently — than in Seeland (see F. K. R. 09).

The ascigerous stage of the present fungus was first described by Schumacher who was mistaken in believing it to be *Sphaeria ento-*

morhiza Dicks. (see R 93 b⁸). Shortly after the discovery by Tulasne of the relation of *Claviceps* to *Sclerotium clavus* Rostrup confirmed his observations by numerous cultivating experiments (see R 66²¹⁶). Several recent mycologists are studying its biology. By this it has been proved that this name comprises many biologically different species (see Stäger 03 & 05).

The sclerotia of *Secale cereale* is a most valuable drug and is sold under the name of "Secale cornutum". It is very common and the sclerotia are found in the heads of most of the Danish species of Gramineae; it is, however, not equally common in all.

Dactylis glomerata, *Bromus Benekeni*, *serotinus*, *erectus*, *secalinus*, *vestitus*, *Festuca ovina* & var. *duriuscula*, *rubra*, *distans*, *arundinacea* (see R 81 a⁹¹), *pratensis*, *gigantea*, *Holcus mollis* & *lanatus*, *Avena pratensis* & *elatior*, *Trisetum flavescens*, *Melica altissima*, *Milium effusum* (see Stäger 05), *Brachypodium silvaticum*, *Phalaris arundinacea*, *Anthoxanthum odoratum*, *Hordeum sativum*, *europaeum*, *murinum*, *arenarium*, *nudum*, *Triticum sativum*, *monococcum*, *juncum* × *repens*, *repens*, *caninum*, *Secale cereale*, *Lolium perenne*, *multiflorum*, *remotum*, *temulentum*.

695. ***Claviceps microcephala*** (Wallr.) Tulasne, Syll. II⁵⁶⁵, Wt. II¹⁴⁷, R 02 a⁵⁰⁹.

The distinction between this species and the abovementioned one is very difficult and must first be proved by means of cultural experiments of which not many have hitherto been made (see especially Stäger 03). Rostrup states that *Calamagrostis arenaria* × *epigejos* which on account of its hybrid nature does not produce seeds will do so when attacked by this fungus (05 b³¹¹).

Poa pratensis & *palustris* (see R 99 c¹²⁶), *Arundo phragmites* (see R 97 m⁴⁷) *Molinia coerulea*, *Aira flexuosa*, *Calamagrostis arundinacea*, *epigejos*, *arenaria* × *epigejos*, *arenaria*, *Agrostis alba*, *Alopecurus agrestis*, *geniculatus*, *pratensis*, *Phleum pratense*, *Nardus strictus*.

696. ***Claviceps Willsonii*** Cke., Syll. IX⁹⁹⁸, Lit: R 66²¹⁷.

Very common in the heads of *Glyceria fluitans* & *plicata*.

Dothideales.

Most species of Dothideales attack the living part of the host in summer, but the ripe asci and spores do not occur on the dead plants until the following spring. A number of the species produce lower forms of fructification of almost the same outer appearance as the ascigerous stage; and the greater part of them belong to the connected formgenera *Dothiorella*, *Rabenhorstia* and *Placosphaeria*.

Some species of *Dothiora* produce conidial fructification of the type of *Sphaeronema*. Moreover *Phyllachora* and *Scirrhia* possess a third form of fructification called *Hadrotrichum*. Cultivating experiments have only been made with one species (*Dothidella noxia*). As to all other species we can only base our knowledge on suppositions and on the gradual appearance of the different stages on the same host. The numerous analogical cases, however, support the probability of our suppositions.

<i>Scirrhia rimosa</i>	—	<i>Placosphaeria dothideoides</i>	—	<i>Hadrotrichum phragmitis</i> .
<i>Phyllachora graminis</i>	—	—	<i>graminis</i>	— <i>Hadrotrichum virescens</i> .
— <i>poae</i>	—	—	—	— <i>Hadrotrichum viresc. var. poae</i> .
— <i>cynodontis</i>	—	—	<i>cynodontis</i> .	
— <i>junci</i>	—	—	<i>junci</i> .	
<i>Diachora onobrychidis</i>	—	—	<i>onobrychidis</i>	(see Müller 93 c. icon.).
<i>Mazzantia galii</i>	—	—	<i>galii</i>	(see Wt. II ⁹¹³).
— <i>sepium</i>	—	—	<i>sepium</i>	(see Syll. II ⁵⁹²).
<i>Dothidella thoracella</i>	—	—	<i>sedi</i> .	
— <i>stellariae</i>	—	—	<i>stellariae</i>	(see Lind 05).
— <i>ambiens</i>	—	—	<i>cerastii</i> .	
— <i>ulmi</i>	—	<i>Piggotia astroidea</i>	(see Wt. II ⁹⁰⁴ & Bäumler).	
— <i>betulina</i>	—	<i>Gloeosporium betulae</i> .		
— <i>noxia</i>	—	<i>Fusicoccum noxium</i>	(see Ruhland 04).	
<i>Dothiora salicis</i>	—	<i>Rabenhorstia salicis</i>	(see Vleugel 08 b ³⁷⁴).	
— <i>sphaeroides</i>	—	<i>Sphaeronema Fuckelianum</i>	(sec. Fuckel).	
		& <i>Dothiorella populina</i>	(sec. Karst.).	
— <i>pyrenophora</i>	—	<i>Sphaeronema sorbi</i> .		
— <i>mutila</i>	—	—	<i>microscopica</i> .	
— <i>rhamni</i>	—	—	<i>rhamni</i> .	
— <i>xylostei</i>	—	—	<i>lonicerae</i>	(sec. Fuckel).
<i>Dothidea ribesia</i>	—	<i>Rabenhorsia ribesia</i>	(see All. VI ⁵³⁴).	

Dothideaceae.

Dothidea.

697. *Dothidea virgultorum* (Fries) Fuckel, Wt. II ⁹¹¹, Syn: *Sphaeria virg.* Fries S. M. II ³⁶¹, *Plowrightia virg.* Sacc., Syll. II ⁶³⁶.

On living twigs of *Betula pubescens* S. Holte (^{90/8} 08 Boas).

THIS PAGE IS LOCKED TO FREE MEMBERS
Purchase full membership to immediately unlock this page



Never be without a book!

Forgotten Books Full Membership gives universal access to 797,885 books from our apps and website, across all your devices: tablet, phone, e-reader, laptop and desktop computer

A library in your pocket for \$8.99/month

Continue

*Fair usage policy applies

ria fil. Fries S. M. II ⁴²⁷, Rhopoglyphus pteridis (Sow.) Wt. II ⁹¹⁵, Hysterium aquilinum Schum. no 1257, Fl. D. tab. 2330 fig. 2, Leptostroma filicinum Fries S. M. II ⁵⁹⁹ (unripe perithecia), Syll. III ⁶⁴⁵, All. VII ³⁵⁸, Bregdens Støvkugle (H. 37 ⁸⁶³).

On dead *Pteridium aquilinum*, common. *Osmunda regalis*. Læsø (Jac. Hartz); F. Holstenshus; Lang. Hov; L. Stokkemærke (Exc. ^{2/8} 84).

Phyllachora.

A great many species of fungi which belong to different places of the system were formerly — and are still — by many authors classed under the genus of Phyllachora (see the alphabetical index).

705. **Phyllachora junci** (Fries) Fuckel, Syll. II ⁶⁰⁵, Wt. II ⁹⁰⁰, Syn: *Sphaeria junci* Fries S. M. II ⁴²⁸, Siv-Skorpesvamp (R 04 a ¹⁹³).

Juncus maritimus. S. Lille Vrøj. *Juncus conglomeratus*. F. Klingstrup; S. Boserup (Thomsen). *Juncus effusus* very common. *Juncus glaucus*. J. Skive!; Thorseng Vindeby; L. Søbyholm. *Juncus filiformis*. J. Rødding!, Nip Gaard. *Juncus compressus*. L. Aunede Fjord.

706. **Phyllachora graminis** (Fries) Fuckel, Syll. II ⁶⁰² & IX ¹⁰²⁶, Wt. II ⁸⁹⁸, R 96 o ¹²³ & 02 a ⁵¹⁰, Græs-Skorpesvamp (R 93 d ⁹⁹), Græs-ernes Skorpesvamp (R 04 a ¹⁹³).

Very common on living and dead leaves of Gramineae, noticed on: *Dactylis glomerata*, *Bromus ramosus* & *Benekeni* ("Phyllachora bromi Fuckel"), *Festuca ovina*, *duriuscula*, *rubra*, *Aira flexuosa*, *Melica nutans*, *Calamagrostis lanceolata*, *Agrostis vulgaris*, *Brachypodium silvaticum*, *Hordeum silvaticum*, *Triticum caninum*, *repens*, *junceum* × *repens*.

707. **Phyllachora poae** (Fuckel) Sacc., Syll. II ⁶⁰³, Wt. II ⁹⁰⁰.

On dead leaves of *Poa pratensis* & *memoralis*.

Phyllachora pomigena (Schwein.) Sacc., Syll. II ⁶²², Æblets Skorpesvamp (R 02 a ⁵¹¹).

On apples, surely not an autonomous species, there can be little doubt that it is the wintering stage (*Microsclerotia*) of *Fusicladium pomi*.

Dothidella (incl. *Munkiella*).

708. **Dothidella betulina** (Fries) Sacc., Syll. II ⁶²⁸, Wt. II ⁹⁰³, Syn: *Dothidea bet.* Fries S. M. II ⁵⁵⁴, *Xyloma bet.* Fries Obs., *Phyllachora bet.* Fuckel, R 80 a ¹⁴², Birkens Vorteplet (H. 37 ⁸⁷³), Lit: R 02 a ⁵¹².

On dead leaves of *Betula verrucosa*. J. Ribberholt!, S. Hornbæk, Tisvilde, Gribskov (O. R.); B. Almindingen.

709. **Dothidella ulmi** (Fries) Wt. II ⁹⁰⁴, R 02 a ⁵¹², Syn: *Dothidea ulmi* Duv., Fries S. M. II ⁵⁵⁵, *Phyllachora ulmi* Fuckel, Syll. II ⁵⁹⁴.

On dead leaves of *Ulmus campestris*. S. Forsthaven; L. Knuthenborg; B. Svaneke.

710. **Dothidella stellariae** (Lib.) Lind 05, Syn: *Dothidea* st. Libert, *Phyllachora* st. Schroeter, R 04 a¹⁹³, *Euryachora* st. Fuckel, Syll. II⁶²⁵, Wt. II⁹¹⁸, Fladstjerne-Skorpesvamp (R 04 a).

On dead stems and leaves of *Stellaria holostea*, ripe asci and spores are found in March–April. J. Hald!; F. Klingstrup; B. Hammershus (Neger 06), Almindingen (R 06 dd).

711. **Dothidella thoracella** (Fries) Sacc., Syll. II⁶³⁰, Wt. II⁹⁰⁵, R 02 a⁵¹², Syn: *Sphaeria thor.* Rutstroem, Fries S. M. II⁶⁰², *Euryachora sedi* Fuckel.

On dead leaves and stems of *Sedum maximum* & *purpureum* common.

712. **Dothidella geranii** (Fries) Rehm, Syn: *Sphaeria ger.* Fries S. M. II⁵⁵⁸, *Stigmatea ger.* Fries S. V.⁴²¹, *Stigmatea confertissima* Fuckel, Syll. I⁵⁴², *Venturia conf.* Magn. 91⁶¹, *Euryachora geranii* Schroeter 08⁴⁷⁴. See tab. II figg. 27–28.

This species which seems to be confined to *Geranium silvaticum*, and which is best known under the name of *Stigmatea confertissima* Fuckel is, in fact, the same as that described by Fries (S. M. II⁵⁵⁸) as *Dothidea geranii*; in an earlier description (1823³⁶) in which he calls it *Sphaeria geranii* he expressly mentions *Geranium silvaticum* as the host-plant. Its place within the system has been disputed; as, however, both Rehm and Schroeter agree in classing it under *Dothideales* I shall not object even though the stroma, in my opinion, is no true *Dothideacee*-stroma.

It is quite wrong to unite it with the species described and delineated by Oudemans (73³¹⁷ tab. XVI fig. 8) on *Geranium dissectum* and by Winter (II⁴³⁴) on *Geranium pusillum* & *molle* under the name of *Venturia geranii* Wt. (see Magnus 91).

Hypophyllus on living leaves of *Geranium silvaticum*. J. Brædstrup; B. Almindingen (28/7 78 L. K. R.).

Sphaeriales.

Chaetomiaceae.

Chaetomium.

713. **Chaetomium chartarum** Fries S. M. III²⁵⁵, Syll. I²²³, Wt. II¹⁵⁷ c. icon., Syn: *Myxotrichum chart.* Fries, S. M. III³⁴⁹, *Dematium olivaceum* Schum. no 2170.

On paper. S. København.

714. **Chaetomium comatum** Fries S. V. 405, Syll. I 221, Syn: *Sphaeria* com. Tode, Fries S. M. II 504, *Chaetomium elatum* Fries S. M. III 254, Lit: R 02 a 482.

On moist straw, paper, dung of mammals (Hansen 76 340), moist seeds etc. All the year round.

715. **Chaetomium fimeti** Fuckel, Wt. II 159, Syn: *Chaetomidium fimeti* Zopf, Syll. I 39.

On old dung of *Lepus*. S. Næstved (Dec. 74 Hansen 76 304).

716. **Chaetomium murorum** Corda. Syll. I 223.

Very rare. On seeds and filtering paper in the seed inspecting office. November (O. R.), on fallen leaves of *Quercus*. May (O. R.).

717. **Chaetomium indicum** Corda. Syll. I 222.

Common in the seed inspecting office. All the year round (O. R.) also on fallen leaves in the forest (O. R.).

718. **Chaetomium Kunzeanum** Zopf, Syn: *Chaet. Fieberi* Cda., Syll. I 223.

Very common. All the year round on moist seeds etc. (O. R.) also on fallen leaves of *Quercus*. S. Geel Skov (O. R.).

719. **Chaetomium macrosporum**. Sacc. & Penzig, Syll. IX 484.

Very common in the seed inspecting office (O. R.).

720. **Chaetomium bostrychodes** Zopf, Syll. I 224.

Rare. May. On seeds in the seed inspecting office (O. R.), on fallen leaves of *Fagus*, *Quercus*, *Picea* & *Pinus* etc. S. Geel Skov (O. R.).

721. **Chaetomium crispatum** Fuckel, Syll. I 224.

June. Rare. On seeds in the seed inspecting office (O. R.).

Sordaria.

722. **Sordaria anserina** (Rabh.) Wt. II 173, Syll. I 238.

On dung of *Anas* etc. (Hansen 76 342 c. icon.).

723. **Sordaria coprophila** (Fries) Ces. & de Not., Syll. I 230, Syn: *Podospora cop.* Wt. II 172, *Sphaeria cop.* Fries S. M. II 342.

On dung of *Bos*. J. Ribe, F. Skaarup; S. Holte, Charlottenlund, Roskilde etc. (see Hansen 76 336).

724. **Sordaria curvula** de By., Syll. I 233, Syn: *Podospora curv.* Wt. II 174.

On dung of *Bos*. J. Sparkær!; S. (Hansen 76 340).

725. **Sordaria decipiens** Wt., Syll. I 235, Syn: *Podospora dec.* Wt. II 173.

See Hansen 76 341 c. icon.

THIS PAGE IS LOCKED TO FREE MEMBERS

Purchase full membership to immediately unlock this page

Know Your Bible

Forgotten Books' Full Membership provides unlimited access to more than 28,000 volumes of Christian literature for \$8.99/month

**HOLY
BIBLE**

Continue

*Fair use policy applies

737. **Hypocopra insignis** (Hansen) Sacc., Syll. I ²⁴³, Syn: *Sordaria* ins. Hansen 76 ³³⁴.

On dung of *Equus*. S. Holte (Sept. 74 E. C. H.).

738. **Hypocopra equorum** (Fuck.) Wt. II ¹⁷⁸, Syn: *Coprolepa* eq. Fuck. Syll. I ²⁴⁹.

On old dung of *Equus*. S. Charlottenlund, Ringsted; Am. (see Hansen 76 ³³³).

739. **Hypocopra fimeti** Fries S. V. ³⁹⁷, Wt. II ¹⁷⁷, Syn: *Coprolepa* fim. Sacc., Syll. I ²⁴⁸, *Sphaeria fimeti* Pers., Fries S. M. II ³⁷³.

On dung. S. Roskilde (¹¹/₁ 73 Thomsen).

740. **Hypocopra merdaria** Fries S. V. ³⁹⁷, Wt. II ¹⁷⁸, Syn: *Coprolepa* merd. Fuckel, Syll. I ²⁴⁸, *Sphaeria merd.* Fries El. II ¹⁰⁰.

On dung of *Oves*, *Anser*, *Anas* (see Hansen 76 ³³³).

Delitschia.

741. **Delitschia Auerswaldii** Fuckel, Syll. I ⁷³².

On dung of *Oves*. S. Rudersdal (June 74 see Hansen 76 ³¹³).

742. **Delitschia bisporula** (Crouan) Hansen 76 ³¹³ c. icon., Syll. I ⁷³², Wt. II ¹⁶³ (the fig. only).

On dung of *Bos* & *Oves*. June–Sept. J. Hjortlund; S. Rudersdal (E. C. H.).

743. **Delitschia chaetomioides** Karsten, Syll. I ⁷³².

On dung of *Oves*. S. Femsølyng (June 76. Hansen 76 ³¹⁴).

744. **Delitschia Winteri** Plowright, Syll. I ⁷³⁴.

On dung of *Oves*. S. Long-Mose (June 76 see Hansen 76 ³¹⁴).

Sporormia.

745. **Sporormia gigantea** Hansen 76 ³¹⁹ c. icon., Syll. II ¹²⁷, Wt. II ¹⁸³, Berlese 94 ⁴³ c. icon.

On old dung of *Oves*. S. Long-Mose (June 76 see Hansen 76 ³¹⁹).

746. **Sporormia intermedia** Awd., Syll. II ¹²⁶, Wt. II ¹⁸².

On dung of *Equus*, *Bos*, *Oves*, *Lepus*, common (Hansen 76 ³¹⁶ c. icon.).

747. **Sporormia lageniformis** Fuckel, Syll. II ¹²⁵, Wt. II ¹⁸².

On old dung of *Equus*. Amager (Hansen 76 ³¹⁸ c. icon.).

748. **Sporormia megalospora** Awd., Syll. II ¹²⁶, Wt. II ¹⁸³.

On old dung of *Bos*. J. Hjortlund (July 74 see Hansen 76 ³¹⁸).

749. **Sporormia minima** Awd., Syll. II ¹²⁴, Wt. II ¹⁸¹.

On old dung of *Equus* and *Bos*, common (see Hansen 76 ³¹⁸ c. icon. & O. Paulsen 98 ²⁸³).

750. **Sporormia pascua** Niessl, Syll. II ¹³⁰.

On dung of *Bos*. J. Ustrup Skov near Horsens (^{26/4} 02!).

751. **Sporormia pulchella** Hansen 76 ³²⁰ c. icon., Syll. II ¹²⁴, Wt. II ¹⁸¹, Berlese 94 ⁴².

On old dung of *Bos* and *Oves*. S. Charlottenlund, Long-Mose (E. C. H.).

752. **Sporormia pulchra** Hansen 76 ³¹⁹ c. icon., Syll. II ¹³¹.

On old dung of *Bos* & *Oves*, April–August. J. Hjortlund; S. Ravnholt Skov.

Sphaeriaceae.

Most species of Sphaeriaceae produce a conidial fructification of the type of the dark-spored Hyphomycetes. Many of those lower fructifications are still without name or are unsatisfactorily investigated.

As the more well known examples are to be recorded:

<i>Trichosphaeria sacchari</i>	corresp.	<i>Coniothyrium melaspora</i> (see Masee 93).
<i>Leptospora caudata</i>	—	<i>Fuckelina microspora</i> (see Fuckel).
<i>Chaetosphaeria fusca</i>	—	<i>Cladotrichum polysporum</i> (Fuckel & Wt. II ²¹⁹).
<i>Rosellinia aquila</i>	—	<i>Trichosporium fuscum</i> .
— <i>thelena</i>	—	<i>Stachylidium thelenum</i> (Saccardo).
— <i>clavariae</i>	—	<i>Scolicotrichum clavariarum</i> (Tul. Carp. II ²¹¹).
— <i>conglobata</i>	—	<i>Haplosporella conglobata</i> (Vleugel 08 b ³⁸²).
<i>Melanopsamma pomiformis</i>	—	<i>Fuckelina socia</i> (Saccardo).
<i>Melanomma pulvis pyrius</i>	—	<i>Helminthosporium velutinum</i> (Sacc.).

Some species of *Melanomma* correspond to forms of *Aposphaeria* viz.:

<i>Melanomma fuscidulum</i>	corresp. to	<i>Aposphaeria fuscidula</i> .
— <i>leptosphaerioides</i>	—	— <i>leptosphaerioides</i> .
— <i>pulviusculum</i>	—	— <i>pulviuscula</i> .

Niesslia.

753. **Niesslia pusilla** (Fries) Schroeter 08 ²⁹⁴, Syn: *Chaetomium pus.* Fries S. M. III ²⁵⁵, *Niesslia exilis* Wt. II ¹⁹⁵, *Coelosphaeria ex.* Sacc., Syll. I ⁹², *Nitshkia ex.* Fuckel, R 97 b ⁸².

On dead and fallen leaves of *Pinus montana* & *Picea excelsa*. J. Viborg; F. Skaarup (^{19/5} 78).

Coleroa.

754. **Coleroa alchimillae** (Fries) Wt. II ¹⁹⁹, Syn: *Asteroma alch.* Grév., Fries El. II ¹⁵², *Venturia alch.* B. & Br., Syll. I ⁵⁹³.

Epiphyllous, July–October, *Alchimilla vulgaris*. F. Dalum (Jak. Lge), Vejstrup Aaskov, Skaarup (July 62); L. Stensgaard. *Alchimilla montana*. J. Krabesholm Skov!; F. Ringe!.

755. **Coleroa chaetomium** (Fries) Rabenh., Wt. II ¹⁹⁸, R 02 a ⁴⁸², Syn: *Sphaeria chaet.* Kze., Fries S. M. II ⁵⁶³, *Venturia Kunzei* Sacc., Syll. I ⁵⁸⁸.

Parasitical on living leaves of *Rubus caesius* & *idaeus*, August–October, quite common.

756. **Coleroa potentillae** (Fries) Wt. II ¹⁹⁹, Syn: *Dothidea pot.* Fries S. M. II ⁵⁶³, *Venturia pot.* Cooke, Syll. I ⁵⁹⁴ & IX ⁶⁹², *Coleroa subtilis* (Fuckel) Wt. II ²⁰⁰ (see Vgr. 99 ¹⁵⁶), *Venturia subt.* Sacc., Syll. I ⁵⁹⁴.

Epiphyllous on living leaves of *Argentina anserina*. F. Vængemose, Skaarup (^{26/9} 78); S. Flaskekroen. *Potentilla reptans*. L. Saxkøbing. *Comarum palustre*. J. Viborg!.

Trichosphaeria.

757. **Trichosphaeria minima** (Fuckel) Wt. II ²⁰⁴, Syn: *Wallrothiella min.* Sacc., Syll. I ⁴⁵⁵.

Alnus glutinosa. S. Aasevang (May 91 O. R.).

758. **Trichosphaeria alligata** (Fries)!, Syn: *Sphaeria all.* Fries S. M. II ⁴⁴⁵, *Eriosphaeria all.* Sacc., Syll. I ⁵⁹⁹.

On bark of *Populus*. L. Stensgaard (August 65). *Fagus silvatica*. S. Fredriksdal.

Leptospora.

759. **Leptospora ovina** (Fries) Fuckel, Wt. II ²¹⁵, Syn: *Sphaeria ovina* Pers., Fries S. M. II ⁴⁴⁶, *Sphaeria alba* Schum. no 1266, *Sphaeria atrostoma* Schum. no 1265, Fl. D. tab. 2333 fig. 2, *Sphaeria ovina* β *glabrata* Fries, Fl. D. tab. 2333 fig. 1, *Lasiosphaeria ovina* Ces. & de Not. Syll. II ¹⁹⁹, Uldet Støvkugle (H. 37 ⁸⁶⁴), Uld-Sporekugle (R 69 ⁷³).

Quite common on old stumps. Lang. Tranekær; S. Dronninggaard (O. R.), Holte (Didrichsen), Geelskov, Dyrehaven (O. R.); L. Stensgaard.

760. **Leptospora crinita** (Fries) Fuckel, Wt. II ²¹⁸, Syn: *Sphaeria crin.* Pers., Fries S. M. II ⁴⁵⁰, *Lasiosphaeria crin.* Sacc., Syll. II ²⁰¹, Langhaaret Støvkugle (H. 37 ⁸⁶⁵).

On old wood. F. Skaarup; S. Dyrehaven; L. Stensgaard (Aug. 65).

THIS PAGE IS LOCKED TO FREE MEMBERS
Purchase full membership to immediately unlock this page



Never be without a book!

Forgotten Books Full Membership gives universal access to 797,885 books from our apps and website, across all your devices: tablet, phone, e-reader, laptop and desktop computer

A library in your pocket for \$8.99/month

Continue

*Fair usage policy applies

Herpotrichia.

768. **Herpotrichia collapsa** (Romell) Hennings 98, Syn: *Bertia* col. Romell, Syll. IX⁶⁸⁷. Lit: Romell in Bot. Notiser 1889²⁴, Rehm in Hedwigia 1903. See tab. III figg. 31 & 32.

It has an amply developed felt-like mycelium serving as a subiculum to the black, cupuliferous perithecia. The mycelium spreads on old wood and on the bare ground. Besides in Denmark it has only been found twice in Sweden, in Upsala (Romell) and in Stockholm (Hamberg).

S. Ruderhegn!, Overrød (28/3 08!).

769. **Herpotrichia nigra** Hartig, Syll. IX⁸⁵⁸, R 02 a⁴¹⁷.

Picea excelsa. S. Tokkekøb Hegn (O. R.).

770. **Herpotrichia parasitica** (Hartig) Rostrup 89 a²⁶, 90 a²²² c. icon., 02 a⁴⁴⁶, Syn: *Trichosphaeria* par. Hartig, *Acanthostigma* par. Sacc., Syll. IX⁸⁵⁵.

As it is furnished with two-celled spores and with paraphyses it ought to be classified as *Herpotrichia*. Its attacks are very destructive to trees at the age of from ten to twenty years when they are growing too densely (see R 02 a). Rostrup found it in this country in 1884 the same year as Hartig recorded it from Germany.

Noticed on *Abies alba* from J., F., S., Am., L., B. (Neger 06). *Abies Nordmanniana*. F. Glorup.

771. **Herpotrichia rubi** Fuckel, Syll. II²¹², Schroet. 08³⁰⁹. See tab. III figg. 29—30.

Peritheciis gregariis, superficialibus, fragilibus, globoso-ovatis, obtusis, subtiliter papillatis, ostiolo lato, superne glabris, atris, 2 mm diam., subiculo insidentibus. Hyphis subiculi longis, septatis, ramosis, fuscis, intricatis, 5—8 μ crassit. Ascis 85—105 μ \times 12—15 μ ; sporis uniseptatis, constrictis, 19—27 μ \times 7—8 μ , hyalinis, utrinque appendice hyalina auctis; paraphysibus numerosis, filiformibus, hyalinis, 3—4 μ crassit, apice rotundatis.

Besides in Denmark this species seems to be known in Germany only.

Rubus idaeus. J. Knivholt (July 1904!).

Bertia.

772. **Bertia moriformis** (Fries) de Not., Syll. I⁵⁸², Wt. II²³⁷, Syn: *Sphaeria* mor. Tode, Fries S. M. II⁴⁵⁸, Schum. no 1288, *Sphaeriae* coarctatae affinis. Fl. D. tab. 1307 fig. 2. Morbærformig Støvkugle (H. 37⁸⁶⁶).

Common on wood and branches of many trees, e. g. *Picea excelsa*, *Salix*, *Fagus*, *Corylus*, *Lonicera xylosteum* etc.

Bombardia.

773. **Bombardia fasciculata** Fries S. V. ³⁸⁹, Syll. I ²⁷⁷, Wt. II ²³⁵ c. icon., Syn: *Sphaeria bombarda* Fries S. M. II ⁴⁵⁶, ? *Sphaeria spinosa* Schum. no 1299 not Pers., Fl. D. tab. 1311 fig. 2.

On brittle wood, common, Aug.—November.

Rosellinia.

774. **Rosellinia Schumacheri** (Hansen) Sacc., Syll. I ²⁷⁶, Syn: *Sphaerella* Schum. Hansen 76 ³¹¹ c. icon.

On dung of *Lepus*, *Mus* etc. S. Basnæs (Febr.—March 75 E. C. H.).

775. **Rosellinia clavariae** (Tul.) Wt. II ²³⁰ c. icon., Syn: *Helminthosphaeria clavariarum* (Desm.) Fuckel, Syll. I ²³⁰.

Its conidial fructification is called *Scolicotrichum clavariarum* (Desm.) Sacc., Syll. IV ³⁴⁹, Ldau VIII ⁷⁹⁴.

Clavaria cristata. F. Skaarup (^{2/10} 82 Johanson). *Clavaria cinerea*. S. Sorgenfri (F. K. R.).

776. **Rosellinia obliquata** (Sommerf.), Ces. & de Not., Syll. I ²⁶⁰ & IX ⁵⁰¹, Wt. II ²²⁵, ? Syn: *Pleosporopsis strobilorum* Ørsted 65 c. icon.

On fallen cones of *Pinus montana*. S. Forstbotanisk Have (Ørsted 1864).

777. **Rosellinia sordaria** (Fries) Rehm, Syll. I ²⁷⁰ & IX ⁵⁰¹, Wt. II ²²⁸, Syn: *Sphaeria sord.* Fries S. M. II ⁴⁵⁸.

On wood of coniferae, found in interglacial deposits J. Ejstrup (see Hartz 09 ²²⁸).

778. **Rosellinia malacotricha** (Awd.) Niessl, Syll. I ²⁷⁰.

On wood of *Pinus*. F. Trolleborg.

779. **Rosellinia thelena** (Fries) Rabenh., Syll. I ²⁵³, Wt. II ²²⁵, Syn: *Sphaeria thel.* Fries S. M. II ⁴⁴¹.

On dead trunks and branches of *Pinus* & *Picea*. S. Asserbo (^{23/9} 91), Vemmetofte (Lyman).

780. **Rosellinia dispersella** (Nyl.) Karsten, Syll. I ²⁶⁸.

On wood of *Populus tremula*. F. Odense.

781. **Rosellinia velutina** Fuckel, Syll. I ²⁷², Wt. II ²³².

On brittle wood. S. Geelskov (Dec. 88 O. R.).

782. **Rosellinia medullaris** (Wallr.) Ces. & de Not., Syll. I ²⁵⁸.

On roots of *Alnus glutinosa*. F. Skaarup.

783. **Rosellinia ligniaria** (Grév.) Fuckel, Syll. I ²⁶⁹.

On wood of *Alnus*. S. Frederiksdal (F. & W. 09 ³¹⁶). *Fagus silvatica*. S. Tokkekøb Hegn (O. R.), Søllerød (O. R.), Boserup (Oct. 87 O. R.).

784. **Rosellinia mammiformis** (Fries) Ces. & de Not., Wt. II ²²⁶, Syn: *Sphaeria mam.* Pers., Fries S. M. II ⁴⁵⁵, *Rosellinia mastoidea* Sacc., Syll. I ²⁵⁸, Brystdannet Frøkugle (Viborg 93 ²⁷³).

Quite common on branches and wood of many different species of deciduous trees, e. g. *Salix*, *Fagus*, *Quercus*, *Lonicera xylostium* (Exc. ^{13/6} 09) etc. Also found in interglacial deposits by Ejby (Hartz 09 ²²⁸).

785. **Rosellinia aquila** (Fries) de Not., Syll. I ²⁵², Wt. II ²²⁴, R 02 a ⁴⁵¹, incl. var. *byssiseda* Fries, Syll. I ²⁵² & IX ⁴⁹⁵, Syn: *Sphaeria aquila* Fries S. M. II ⁴⁴², *Sph. byssiseda* Fries S. M. II ⁴⁴², *Sph. papillata* Schum. no 1297 (according to specimen in Schumachers herbarium), Fries S. M. II ⁴⁶¹.

Noticed on wood of *Picea excelsa*, *Pinus silvestris*, *Populus*, *Corylus*, *Fraxinus* from all parts of the country.

786. **Rosellinia pulveracea** (Fries) Fuckel, Syll. I ²⁶⁴, Wt. II ²²⁸, Syn: *Sphaeria pulv.* Fries S. M. II ⁴⁵⁹, Støvagtig Støvkugle (H. 37 ⁸⁶⁶).

On branches of *Fagus silvatica*. S. Jægersborg (V. Sarauw), Sorø Sønder-skov (^{15/4} 81 V. Sarauw). *Calluna vulgaris*. J. Hald!.

787. **Rosellinia quercina** Hartig, Syll. IX ⁴⁹⁶.

It was first discovered in this country near Vejle (Winge) in 1882 on *Quercus* produced by acorns from Germany, while *Quercus* of Danish origin close by were not affected (see R 90 a ²¹⁹, 96 q ¹²¹). It has also, later on, caused much damage in nurseries to *Quercus* from German acorns. It may attack *Quercus* till these have reached the age of ten years. It has also caused damage to *Fagus* and *Acer* (see Müller 86 & R 89 a ²⁵ c. icon., 90 a ²²¹).

On roots of *Quercus robur*. J. Friisenborg, Stauby Skov (Winge), S. Ulkerup (Kofoed see R 93 a); Falst. Korselitze and more other places. *Fagus silvatica*. J. Silkeborg Vesterskov, Thyrasbrønd (Wegge), S. Sorø (R. Leth), Thureby!. *Myrica gale*. S. Asserbo Overdrev. *Acer pseudoplatanus*. S. Sorø Akademi (R. Leth).

Lizonia.

788. **Lizonia emperigonia** (Awd.) de Not., Syll. I ⁵⁷⁴, Wt. II ³³² c. icon.

Kirschstein (11 ²⁸⁹) wants to transfer this species to the order of Cucurbitariaceae while, on the other hand, v. Höhnel (11 a ⁴¹⁹) classes it among Perisporiaceae.

Polytrichum commune. J. Rødding Sø near Viborg (! ^{5/5} 03 Exs. Vgr. no 920).

THIS PAGE IS LOCKED TO FREE MEMBERS

Purchase full membership to immediately unlock this page

Know Your Bible

Forgotten Books' Full Membership provides unlimited access to more than 28,000 volumes of Christian literature for \$8.99/month

**HOLY
BIBLE**

Continue

*Fair use policy applies

Ceratostomaceae.

Ceratostomella.

The species of *Ceratostomella* often corresponds to conidial fructifications of the formgenus *Sphaeronema*, viz:

<i>Ceratostomella subpilosa</i>	corresp.	<i>Sphaeronema subpilosum</i>	(Fuckel).
—	<i>procumbens</i>	—	<i>procumbens</i> (Fuckel).
—	<i>pilifera</i>	—	<i>piliferum</i> (Saccardo).
—	<i>multirostrata</i>	—	<i>Fuckelii</i> (Saccardo).

798. ***Ceratostomella pilifera*** (Fries) Wt. II ²⁵², Syn: *Sphaeria pil.* Fries S. M. II ⁴⁷², Fl. D. tab. 2039 fig. 3, *Ceratostomum pil.* Fuckel, Syll. I ²¹⁹, R 02 a ⁴⁸², *Sphaeria setosa* Schum. no 1300, Haarnæbbet Sporekugle (R 69 ⁷⁴), Haarnæb (R 04 a ¹⁷⁸).

On wood of *Picea* & *Pinus* dyeing it bluish-gray. Quite common.

799. ***Ceratostomella rostrata*** (Fries) Sacc., Syll. I ⁴⁰⁸, Wt. II ²⁴⁹, Syn: *Sphaeria rostrata* Fries S. M. II ⁴⁷³, Schum. no 1269, Nebbet Støv-kugle (H. 37 ⁸⁶⁷).

On old wood of *Fagus* and *Quercus*. F. Skaarup; S. Dyrehaven (! & O. R.); L. Stensgaard.

800. ***Ceratostomella cirrhosa*** (Fries) Sacc., Syll. I ⁴⁰⁸, Wt. II ²⁵⁰, Syn: *Sphaeria cir.* Pers., Fries S. M. II ⁴⁷⁵.

On wood. S. Ermelunden (March 90 O. R.).

Cucurbitaceae.

The species of *Cucurbitaceae* often produce more different forms of conidial fructification belonging to the dark-spored *Sphaerioideae*. *Otthia*, *Gibberidia* and *Cucurbitaria* quite regularly produce *Diplodia* and *Camarosporium* besides the ascigerous stage. The life-cycle of *Nitschkia* and of *Gibbera* is, however, quite different, viz:

<i>Nitschkia cupularis</i>	corresp. to	<i>Phoma Fuckelii</i>	(see Saccardo).
<i>Gibbera vaccinii</i>	—	<i>Helminthosporium vaccinii</i>	(see Wt. II ³¹³).
<i>Otthia populina</i>		<i>Diplodia populina</i> .	
— <i>corylina</i>		— <i>coryli</i> .	
— <i>quercus</i>		— <i>quercus</i> & <i>Camarosporium quercus</i> .	
— <i>pruni</i>		— <i>pruni</i> .	

Otthia piri	Diplodia pseudodiplodia.		
— rosae	— rosarum.		
— spiraeae	— spiraeina.		
— xylostei	— lonicerae.		
Gibberidia visci	— visci.		
Cucurbitaria salicina	— salicina & Camarosporium visci		(see Fuckel).
— juglandis	— juglandis.		
— ulmeae		Hendersonia ulmea.	
— naucosa	— melaena	Camarosporium cruciatum	(see Potebnia 07).
— protracta	— subtecta.		
— acerina	— acerina.		
— rhamni	— frangulae	Camarosporium rhamni.	
— elongata	— profusa	— robiniae.	
— amorphae	— amorphae	— amorphae.	
— caraganae	—	— caraganae	(see K 90 ³⁰).
— coluteae	— coluteae.		
— laburni	— cytisi	— laburnicolum	(see Tul.).
— gleditschiae	— gleditschiae	— triacanthi	(see Sacc.).
— ribis	— ribis.		
— dulcamarae	— dulcamarae	Hendersonia solani	(see Fuckel).

Nitschkia.

801. **Nitschkia cupularis** (Fries) Karsten, Wt. II³¹¹ c. icon., Syn: Sphaeria cup. Pers., Fries S. M. II⁴¹⁶, Fl. D. tab. 2159 fig. 2, Coelosphæria cup. Sacc., Syll. I⁹¹, Hypocrea cup. Sacc., Syll. II⁵³⁵, Wt. II¹⁴³, Sphaeria pruni Schum. no 1307, Theekopformig Støvkugle (H. 37⁸⁶³).
On dead branches of *Corylus* and *Prunus*. L. Stensgaard.

Fracchiaea.

802. **Fracchiaea heterogena** Sacc., Syll. I⁹³, Wt. II³¹².
On branches of *Salix*. F. Odense.

Gibbera.

v. Höhnel regards *Gibbera* and *Coleroa* as the same genus (07).

803. **Gibbera vaccinii** Fries S. V. ⁴¹², Syll. I⁶⁰⁰, Wt. II³¹², Syn: Sphaeria vac. Sow., Fries S. M. II⁴¹⁸.

On living twigs of *Vaccinium vitis-idaea*. J. Undallslund!, Himmelbjerget (20/6 83 R & Johanson).

Otthia.

804. **Otthia aceris** Wt. II³¹⁴, Syll. I⁷³⁹.

On corticated branches of *Acer*. J. Aarhus (2/1 09 F. & W. 09³¹⁶).

805. **Otthia pruni** Fuckel, Syll. I⁷³⁵, Wt. II³¹⁴.

On dead branches of *Prunus*. S. Dyrehaven (12/3 82 V. Sarauw).

806. **Otthia rosae** Fuckel, Syll. I⁷³⁶, Wt. II³¹⁶.

On dead stems and branches of *Rosa*. S. Sorø (2/1 82 V. Sarauw).

Cucurbitaria.

807. **Cucurbitaria pithyophila** (Fries) de Not., Syll. II³¹¹, Wt. II³³⁰, Syn: *Sphaeria pit.* Fries S. M. II⁴²⁵.

On living branches of *Pinus Strobus*. S. Tisvilde (Helms); L. Knuthenborg Park (2/8 84 see R 85 c).

808. **Cucurbitaria salicina** Fuckel, Syll. II³²⁰ & IX⁹¹⁸.

Salix viminalis. S. Helenes Kilde.

809. **Cucurbitaria naucosa** (Fries) Fuckel, Syll. II³¹⁵, Wt. II³²⁵, Syn: *Sphaeria nauc.* Fries S. M. II⁴¹⁶.

Ulmus montana. F. Vejstrup Aaskov (15/1 65).

810. **Cucurbitaria berberidis** (Fries) Gray, Syll. II³⁰⁸, Wt. II³¹⁹, Syn: *Sphaeria berb.* Fries S. M. II⁴¹⁵, Berberissens Sporekugle (R 69⁷⁴).

Was formerly very common on branches of barbery, but since this bush was prohibited by law the fungus has been exterminated together with its host.

811. **Cucurbitaria ribis** Niessl, Syll. II³²², Wt. II³²⁸.

Ribes grossularia. F. Faaborg (J. J. Hansen see R 01 e).

812. **Cucurbitaria acervata** Fries S. V. ³⁹¹, Syll. II³¹³ & IX⁹¹⁹, Wt. II³³¹, Syn: *Sphaeria ac.* Fries S. M. II⁴¹⁶.

Ascis cylindraceis breve stipitatis, octosporis, 180 μ \times 25 μ ; sporidiis oblique monostichis, ellipsoideo-oblongis, utrinque rotundatis, 7–12-septato-muriformibus, ad septum medium conspicue constrictis, fuscis, 35–37 μ \times 12–15 μ (R in herbario).

Pirus malus. F. Rugebjerg (21/5 83).

813. **Cucurbitaria amorphae** (Wallr.) Fuckel, Syll. II³¹¹ & IX⁹¹⁹, Wt. II³²¹, Syn: *Pleosphaeria otagensis* (Linds.) Sacc., Syll. IX⁹¹².

Amorpha fruticosa. F. Skaarup.

THIS PAGE IS LOCKED TO FREE MEMBERS
Purchase full membership to immediately unlock this page



Never be without a book!

Forgotten Books Full Membership gives universal access to 797,885 books from our apps and website, across all your devices: tablet, phone, e-reader, laptop and desktop computer

A library in your pocket for \$8.99/month

Continue

*Fair usage policy applies

822. **Trematosphaeria hydrela** (Rehm) Sacc., Syll. II ¹¹⁷, Wt. II ²⁷².
On corticated branches of *Fagus silvatica*. J. Krabbesholm Skov (10/4 04!).

823. **Trematosphaeria mastoidea** (Fries) Wt. II ²⁷⁴ c. icon., Syn: *Sphaeria mast.* Fries S. M. II ⁴⁶³, *Melomastia Friesii* Nke., Syll. II ²¹³.
Populus tremula. S. Charlottenlund (V. Sarauw). *Fraxinus excelsior*. S. Vemmetofte. *Lonicera periclymenum*. L. Stensgaard (Aug. 63). *Lonicera xylosteum*. Møens Klint (Exc. ^{13/6} 1910).

824. **Trematosphaeria demersa** (Otth.) Sacc., Syll. XIV ⁵⁷⁵.
Lonicera periclymenum. J. Krabbesholm (1/11 03!).

Strickeria (incl. *Teichospora* & *Pleosphaeria*).

825. **Strickeria mutabilis** (Quél) Wt. II ²⁸⁸, Syn: *Pleosphaeria mut.* Sacc., Syll. II ³⁰⁶, Lit: Lind 07 c ²⁷³.
Salix aurita. J. Silkeborg (! ^{15/3} 07).

826. **Strickeria pruniformis** (Nyl.)!, Syn: *Teichospora prun.* Karst., Syll. II ²⁹⁸.
On the bark of *Salix*. S. Hæsedede (Toussieng).

827. **Strickeria pomiformis** Karsten, Syll. II ³⁰¹.
Populus alba × *tremula*. S. Geelskov.

828. **Strickeria obducens** (Fries) Wt. II ²⁸⁵, Syn: *Sphaeria ob.* Schum. no 1286, Fries S. M. II ⁴⁵⁶, *Teichospora ob.* Fuckel, Syll. II ²⁹⁵, *Omfattende Støvkugle* (H. 37 ⁸⁶⁵).
On wood of *Fagus silvatica*. S. Boserup (O. R.), Sorø (V. Sarauw).

Strickeria brevirostris (Fries) Wt. II ²⁸³, Syn: *Sphaeria brev.* ³ congener Fries S. M. II ⁴⁷⁴, Fl. D. 2040, *Sph. congener* Schum. no 1268, *Teichospora brev.* Fuckel, Syll. II ²⁹⁵ & IX ⁹⁰³.

Lophiostomaceae.

Lophiostoma.

829. **Lophiostoma arundinis** (Fries) Ces. & de Not., Syll. II ⁶⁹⁹ & IX ¹⁰⁹⁰, Wt. II ³⁰¹, Syn: *Sphaeria ar.* Fries S. M. II ⁵¹⁰, *Lophiostoma semiliberum* (Desm.) Ces. & de Not. Wt. II ²⁹⁵, *Lophiotrema sem.* Sacc., Syll. II ⁶⁸² (see Rehm 11 b ¹⁰⁵).

Arundo phragmites and other gramineae. J. Non Møllel, Nebsager (O. R.); S. Lyngby Mose (! & O. R.); L. Juellinge Kohave (19/7 95).

830. **Lophiostoma vagans** Fabr., Syll. II ⁶⁹⁸.
Hordeum arenarium. S. Tisvilde (July 98 see R 99 a ²⁷⁶).

831. **Lophiostoma appendiculatum** Fuckel, Wt. II³⁰⁵, Syn: Lophiotrema ap. Sacc., Syll. II⁷⁰⁶, Lophiotrema auctum Sacc., Syll. II⁶⁸⁸.
On decorticated branches of *Salix pentandra*. S. Bidstrup (15/6 07!).

832. **Lophiostoma macrostomoides** Ces. & de Not., Syll. II⁶⁹⁴, Wt. II³⁰², Syn: Loph. pseudomacrostromum Sacc. Syll. II⁶⁹⁵, Wt. II²⁹⁹ (see Rehm 11 b¹⁰⁴).

Ascis 92—100 μ \times 11—16 μ ; sporidiis 32—33 μ \times 8—10 μ , 3—5 septatis, ad septimentis constrictis, fuscis.

Salix cinerea. S. Lyngby Mose (8/10 08!).

833. **Lophiostoma nucula** (Fries) Ces. & de Not., Wt. II²⁹³, Syn: Sphaeria nuc. Fries S. M. II⁴⁶⁶, Lophiotrema nuc. Sacc., Syll. II⁶⁷⁹, Loph. duplex Karsten, Wt. II²⁹², Syll. II⁶⁷⁹ (see Rehm 11 b⁹⁶).

On corticated branches of *Populus tremula*. J. Nebsager (July 91 O. R.).
Crataegus monogyna. F. Svenborg!.

834. **Lophiostoma compressum** (Fries) Ces. & de Not., Wt. II³⁰⁵, Syn: Sphaeria comp. Fries S. M. II⁴⁷⁰, Lophidium comp. Sacc., Syll. II⁷¹¹, Lophidium ramorum (Nke.) Sacc., Syll. II⁷¹³, Wt. II³⁰⁷ (see Rehm 11¹¹⁰).

Salix caprea. S. Hareskov (O. W.). *Populus tremula*. S. Charlottenlund (20/1 82 V. Sarauw). *Populus pyramidalis*. F. Broholm. *Fagus silvatica*. S. Aasevang (O. R.). *Quercus robur*. J. Silkeborg!. *Rosa canina*. S. Sorø (V. Sarauw). *Prunus spinosa*. S. Ermelunden & Sorø (V. Sarauw). *Crataegus*. S. Sorø (V. Sarauw). *Sambucus nigra*. J. Skive!. *Lonicera xylosteum* (hosp. nov.). Møens Klint (Exc. 12/6 09). *Lonicera periclymenum*. J. Knivholt!, Skovsgaard!; S. Dronninggaard (O. R.).

835. **Lophiostoma caulium** (Fries) Ces. & de Not. Syll. II⁶⁹⁷ & IX¹⁰⁹⁰, Wt. II³⁰⁰, Syn: Sphaeria caul. Fries S. M. II⁵⁰⁹.

On dead stems of *Cheiranthus cheiri*. F. Tangegaard.

836. **Lophiostoma angustilabrum** (B. & Br.) Cooke, Wt. II²⁹⁷, Lophiotrema ang. Sacc., Syll. II⁶⁸⁷, Zignoella paecilostoma Sacc., Syll. II²²⁰, Metasphaeria ulicis Feltg. Syll. XVII⁶⁹⁷, Lophiostoma praemorsum (Lasch) Sacc. f. paecilostoma (B. & Br.) Rehm 11¹⁰⁰.

Peritheciis subsuperficialibus; paraphysibus numerosis, filiformibus; sporidiis curvulis, 1-septatis, constrictis, denique 3-septatis, 3-guttulatis, utrinque attenuatis, hyalinis, strato gelatinoso obvolutis, 30—35 μ \times 5—6 μ .

On corticated twigs of *Ulex europaeus*. J. Hattenæs (9/12 06!).

837. **Lophiostoma crenatum** (Fries) Fuckel, Wt. II²⁹⁴, Syn: Sphaeria cren. Pers., Fries S. M. II⁴⁶⁹, Lophiotrema cren. Sacc. Syll. II⁶⁸⁰.

Prunus spinosa. S. Sorø (V. Sarauw).

Sphaerelloideae.

Ascospora.

Ascospora Beijerinckii produces two different forms of conidial fructification viz. *Phyllosticta Beijerinckii* and *Coryneum Beij.* (see Vuillemin).

Ascospora melaena corresponds to *Phoma melaena*.

838. ***Ascospora reticulata*** (Fries)!, Syn: *Sphaeria ret.* de Cand. Fl. Fr. VI ¹³⁸, *Asteroma ret.* Chev. Fl. Paris I ⁴⁴⁷, Syll. III ²¹⁴, All. VI ⁴⁵⁸, *Dothidea ret.* Fries S. M. II ⁵⁶⁰, *Asteroma* (subg. *Combosira*) ret. Fries S. V. ⁴²⁵, *Asteroma polygonati* de Cand., *Sphaeria asteroma* Fries Vet. Ak. 1817, *Dothidea ast.* Fries Scler. no 328 & S. M. II ⁵⁶⁰, *Sphaerella ast.* Karsten, Syll. I ⁵²³, Wt. II ³⁶³, *Mycosphaerella ast.* Lindau, E. & P. 97 ⁴²⁴, *Ascospora ast.* Fries S. V. ⁴²⁵, *Sphaeria crispans* Wallr., *Depazea crisp.* Fries El. II ¹¹¹, Syll. III ⁶⁵. Lit: Vleugel 11 ³²⁶. See tab. III fig. 42.

Fries places this species just after *Ascospora himantia* expressly writing: "Praecedentes valde affinis". On examination of the specimens of Rostrup's herbarium and by looking through the scattered information about this fungus occurring in mycological literature I obtained just the same result as that which I see has been obtained by Diedicke as to *Ascospora himantia*, viz.: that the hypophyllous, reticulated mycelium will produce the ascigerous fructification only. Consequently it is quite wrong that this mycelium should be classed separately under the fungi imperfecti.

Majanthemum bifolium. J. Rindsholm (4/11 85 Gad); S. Geelskov (Exc. ^{23/9} SS).

Guignardia.

Syn: *Laestadia* Awd. non Lessing, *Karlia* Bon. non Rabenh.

Guignardia Bidwelli corresponds to *Phoma uvicola* (see Jaczewsky).

— *baccae* — — *reniformis* (see Jacz.).

839. ***Guignardia caricicola*** (Fuckel)!, Syn: *Laestadia car.* Sacc. Syll. I ⁴³⁰, Wt. II ⁴⁰¹.

In leaves of *Carex limosa*. J. Utoft Plantage.

840. ***Guignardia microspora*** (Awd.) Lindau, Syn: *Laestadia mic.* Sacc., Syll. I ⁴²⁴, Wt. II ⁴⁰⁰, R 02 a ⁴⁸³.

On sheaths of *Avena elatior*, Falst. Stubbekøbing (see R 99 d ⁴²).

841. ***Guignardia perpusilla*** (Desm.)!, Syn: *Laestadia per.* Sacc. Syll. I ⁴²³.

Calamagrostis stricta. S. Sonderso.

THIS PAGE IS LOCKED TO FREE MEMBERS

Purchase full membership to immediately unlock this page

Know Your Bible

Forgotten Books' Full Membership provides unlimited access to more than 28,000 volumes of Christian literature for \$8.99/month

**HOLY
BIBLE**

Continue

*Fair use policy applies

851. **Stigmatea andromedae** Rehm, Syll. I ⁵⁴², Wt. II ³³⁹.

Andromeda polifolia. J. St. Vildmose (²⁴/₆ 83), Nonbo (Gad).

852. **Stigmatea clymenia** (Sacc.) Schroeter, Syn: *Sphaerella clymenia* Sacc., Syll. I ⁴⁹².

On living leaves of *Lonicera periclymenum*. S. Orholm (¹⁸/₁₀ 08 F. & W. 09 ³¹⁶).

Mycosphaerella.

The large genus of *Mycosphaerella* has been somewhat better examined than many others of these genera. As to a few species two conidial stages have been stated, either a pycnidial stage and a hyphomycetous stage or two pycnidial stages of which one is furnished with short spores (*Phyllosticta*) the other with long spores (*Septoria*).

<i>Mycosphaerella</i>	<i>brunneola</i>	corresp.	<i>Septoria subradians</i> (see K. 90).
—	<i>scirpi lacustris</i>	—	<i>Rhabdospora scirpi</i> (see All. VI ⁹²²).
—	<i>populi</i>	—	<i>Septoria populi</i> (see Bref. 91 ²¹⁵).
—	<i>ulmi</i>	—	<i>Phleospora ulmicola</i> (see Klebahn 02).
—	<i>maculiformis</i>	—	<i>Phleospora quercicola</i> .
	—	—	— <i>aesculi</i> .
	—	—	— <i>aceris</i> .
	—	—	— <i>castanicola</i> .
—	<i>isariphora</i>	—	<i>Septoria stellariae</i> .
—	<i>ribis</i>	—	<i>Septoria ribis</i> & <i>Phyllosticta grossulariae</i> .
—	<i>oxyacanthae</i>	—	<i>Phleospora oxyacanthae</i> .
—	<i>lathyri</i>	—	<i>Phleospora lathyri</i> & <i>Phyllosticta minussinensis</i> .
—	<i>Jaczewskii</i>	—	<i>Phleospora caraganae</i> & <i>Phyllosticta Borszczowii</i> (see Potebnia 10).
	<i>piri</i>	—	<i>Septoria nigerrima</i> .
—	<i>hedericola</i>	—	— <i>hederae</i> .
—	<i>aegopodii</i>	—	— <i>podagrariae</i> (see Potebnia 10).
—	<i>stemmatea</i>	—	— <i>stemmatea</i> & <i>Phyllosticta stemmatea</i> .

Concerning a number of species only the pycnidial stage which has short spores is known (of the formgenera *Phyllosticta*, *Phoma*, *Asteroma* etc.).

<i>Mycosphaerella</i>	<i>quercina</i>	corresp.	<i>Aposphaeria quercina</i> .
—	<i>nebulosa</i>	—	<i>Phoma nebulosa</i> .
—	<i>tabifica</i>	—	— <i>betae</i> (see Prillieux).
—	<i>millepunctata</i>	—	— <i>anigozanthi</i> (see F. Tassi).
—	<i>brassicicola</i>	—	<i>Asteroma brassicae</i> (see Ouds. 97).
—	<i>eryngii</i>	—	— <i>eryngii</i> (see Diedicke 11 b).
—	<i>libanotidis</i>	—	— <i>libanotidis</i> (see Diedicke 11 b).
—	<i>evonymi</i>	—	<i>Phyllosticta evonymella</i> .
—	<i>laureolae</i>	—	— <i>laureolae</i> .
—	<i>Dejaniza</i>	—	— <i>arunci</i> (Saccardo).
—	<i>ligustri</i>	—	— <i>ligustri</i> (Saccardo).
—	<i>picridis</i>	—	— <i>farfarae</i> .
—	<i>clymenia</i>	—	— <i>vulgaris</i> .
—	<i>recutita</i>	—	<i>Scolicotrichum graminis</i> .
—	<i>aronici</i>	—	<i>Fusicladium aronici</i> (Volkart).
—	<i>Tulasnei</i>	—	<i>Cladosporium herbarum</i> (see Jancz. 94).
—	<i>cerasella</i>	—	<i>Cercospora cerasella</i> (see Aderh. 00).
—	<i>millegrana</i>	—	— <i>microsora</i> (Jaap).
—	<i>vulneraria</i>	—	— <i>radiata</i> (Fuckel).
—	<i>affinis</i>	—	— <i>carlinae</i> (Lindau IX ¹³⁸).
—	<i>salicicola</i>	—	<i>Ramularia rosea</i> (Jaap).
—	<i>fragariae</i>	—	— <i>Tulasnei</i> (Tul. Carp. II ²⁸⁸).
—	<i>carinthiaca</i>	—	— <i>trifolii</i> (Jaap 10 ⁸).
—	<i>lysimachiae</i>	—	— <i>lysimachiae</i> (v. Höh- nel 05 ⁵⁵⁶).
—	<i>hieracii</i>	—	— <i>hieracii</i> (Jaap 08 ³⁶).
—	<i>tussilaginis</i>	—	— <i>brunnea</i> (Wolf 12).

All species of *Mycosphaerella* Johanson (not Sacc.) are called *Sphaerella* in the manuals of Saccardo and Winter.

853. ***Mycosphaerella polypodii*** (Rabh.) Magnus, Syll. I⁵³⁹, Wt. II³⁹³.

Polypodium vulgare. J. Bruddal (1^{29/5} 99); S. Lyngby (M. L. M.).

854. ***Mycosphaerella aquilina*** (Fries) Schroeter, Syll. I⁵³², Wt. II,

Syn: *Sphaeria* aq. Fries S. M. II ⁵²², *Myc. pteridis* (Desm.) Schroeter, Syll. I ⁵³¹, *Sphaerella indistincta* Peck, Syll. I ⁵³² (see Vgr. 97 b).

Pteridium aquilinum. J. Thorsager Skov (! ^{15/5} 04).

855. ***Mycosphaerella filicum*** (Desm.) Starbäck, Syll. I ⁵³², Wt. II ³⁵⁷.

Aspidium filix mas. J. Sødal near Viborg (1 Exs. Vgr. no. 1080); F. Kværndrup, Ulkensdal, Aaby (Johanson). *Aspidium spinulosum*. F. Holmdrup; S. Frederiksdal; B. Rø.

856. ***Mycosphaerella equiseti*** (Fuckel) Schroeter, Syll. I ⁵³⁴, Wt. II ³⁵⁶.

Equisetum fluviatile. S. Ruderhegn (^{1/12} 07 F. & W. 09 ³¹⁶).

857. ***Mycosphaerella taxi*** (Cooke)!, Syll. I ⁴⁸⁰.

On dead leaves of *Taxus baccata*. S. Forsthaven (^{27/5} 05 N. Esbjerg).

858. ***Mycosphaerella abietis*** (Rostrup) Ldau 08 ⁵³⁴, R 02 a ⁵⁹⁷, 03 m, 05 d, 06 g.

Peritheciis amphigenis, nigris, epidermide innatis, dense sparsis, globosis poro simplici pertusis, c. 125 μ diam.; ascis fasciculatis, oblongis 50 μ \times 10 μ , octosporis; sporidiis oblongo-ovatis, uniseptatis, hyalinis 12–16 μ \times 5–6 μ , ad septimentum constrictis, loculo intero paulo angustiore.

Rostrup supposes *Phoma abietis* and *Toxosporium abietinum* to be its conidial fructifications.

On leaves and shoots of *Abies alba* very common. *Abies cephalonica*. S. Fredensborg (C. Larsen), Forsthaven (Schmidt), Rosenfeld. *Abies Nordmanniana*. F. Glorup (A. Bruun). *Abies pinsapo*. S. Gjorslev. *Abies arizonica*. S. Kvistgaard I.

859. ***Mycosphaerella juncaginearum*** (Lasch) Schroeter 08 ³⁶⁹, Syn: *Phaeosphaerella junc.* Sacc. Syll. XI ³¹², *Dothidea junc.* Lasch, *Diaporthe* (*Euporthe*) *junc.* Rostrup 95 a ²⁰⁸ & 03 b, Syll. XI ³¹¹. The steril mycelium is called *Asteroma juncaginearum* Rabenh., Syll. III ²¹⁴, All. VI ⁴⁷⁷, *Ectostroma triglochinis* Ouds, Syll. XVI ¹¹⁰⁹, Ldau IX ⁶⁸⁶ & ⁸²⁴. Lit: Vleugel 08 ³⁷¹. See tab. III figg. 33–34.

Ascis clavatis 48 μ \times 15 μ . Sporidiis flavis, 1 septatis, \dagger -guttulatis, 20–22 μ \times 7–8 μ . (R 95 a). In specimens from Island, Rostrup (03 b) has stated: Ascis 64–68 μ \times 12–16 μ ; sporidiis 17–20 μ \times 6–7 μ .

As may be seen from the quoted synonyms this fungus has been classified in various places of the system. It is not to be considered a *Diaporthe* its spores being yellow and its mycelium not being like the stroma of a *Diaporthe*. The mycelium is most like the mycelium

THIS PAGE IS LOCKED TO FREE MEMBERS
Purchase full membership to immediately unlock this page



Never be without a book!

Forgotten Books Full Membership gives universal access to 797,885 books from our apps and website, across all your devices: tablet, phone, e-reader, laptop and desktop computer

A library in your pocket for \$8.99/month

Continue

*Fair usage policy applies

Hordeum sativum. S. Søllerød, Vridsløsemagle, Barfredshøj, Vemmetofte and more other places.

871. **Mycosphaerella Tassiana** (de Not.) Johanson, Syll. I ⁵³⁰, Wt. II ³⁵⁹.

I am inclined to consider it quite identical with *Myc. pachyasca* (Rostrup) Vgr. (see Lind. 10 a c. icon.).

Calamagrostis arenaria. J. Tversted (M. L. M.). *Hordeum arenarium*. Falst. Bøtø. *Juncus squarrosus*. Læsø! *Eriophorum polystachyum*. F. Kirkeby. *Scirpus lacustris*. S. Lystrup! *Carex elongata*. F. Skaarup.

872. **Mycosphaerella typhae** (Lasch) Ldau, Syll. I ⁵³¹, Wt. II ³⁶².
Typha latifolia. J. Viborg (1/5 03!).

873. **Mycosphaerella schoenoprasi** (Rabh.) Vgr., Syll. I ⁵²², Wt. II ³⁶⁴, R 02 a ⁴⁵⁷.

Allium porrum. J. Viborg!, F. Skaarup.

874. **Mycosphaerella brunneola** (Fries) All. & Schnabel Exs. no 537, Ouds. 97 ²⁰⁷, Syn: *Sphaeria brun.* Fries S. M. II ⁵²⁶, *Sphaerella brun.* Cooke, Syll. I ⁵²³, Wt. II ³⁶³, *Mycosphaerella subradians* Schroeter 08, *Sphaerella subradians* Awd.

Ascis clavatis, 42—52 μ \times 6—8 μ ; sporidiis distichis, ellipsoideis, 1-septatis, 9—11 μ \times 4 μ , chlorino-hyalinis.

On dead leaves of *Convallaria majalis*, quite common in the spring.

875. **Mycosphaerella iridis** (Awd.) Schroeter, Syll. I ⁵²⁴, Wt. II ³⁶², R 02 a ⁴⁵⁶.

Iris pseudacorus. J. Marselisborg; F. Kirkeby; L. Stenskov.

876. **Mycosphaerella populi** (Awd.) Schroeter, Syll. I ⁴⁸⁸, Wt. II ³⁷⁹ c. icon.

Populus deltoides. F. Skaarup.

877. **Mycosphaerella punctiformis** (Fries) Starbäck 89, Syll. I ⁴⁷⁶, Wt. II ³⁸², Syn: *Sphaeria punct.* Pers., Fries S. M. II ⁵²⁵, Schum. no 1276, Fl. D. tab. 2036, Prikformig Støvkugle (H 37 ⁸⁷¹).

Common on fallen leaves of *Ulmus*, *Fagus*, *Quercus*, *Corylus*.

878. **Mycosphaerella maculiformis** (Fries) Schroeter, Syll. I ⁴⁷⁷, Wt. II ³⁸⁵, Syn: *Sphaeria mac.* Persoon, Fries S. M. II ⁵²⁴, Schum. no 1282, Fl. D. tab. 2100 fig. 3, tab. 2335 fig. 1, *Sph. aesculi* Schum. no 1283, *Sph. castaneae* Schum. no 1272, Fl. D. tab. 2333 fig. 3.

Very common on fallen leaves of *Ulmus*, *Fagus* (R 80 a ¹⁸²), *Quercus*, *Castanea*, *Acer platanoides*, *Tilia*, *Aesculus*.

879. **Mycosphaerella ulmi** Klebahn 02, Syll. XVII ⁶⁴².

Common on dead leaves of *Ulmus*.

880. **Mycosphaerella isariphora** (Desm.) Johanson, Syll. I ⁵¹⁰, Wt. II ³⁷⁰.

Stellaria holostea. J. Stensballe Skov (1 ⁵/₄ 02).

881. **Mycosphaerella alsines** (Passer.)!, Syll. IX ⁶²².

Ascis globosis 48–60 μ \times 16 μ ; sporidiis conglobatis, ellipsoideis, hyalinis, uniseptatis, 20 μ \times 5 μ .

Is very closely connected with *Mycosphaerella stellarinearum* (Rabh.) Johanson and *Myc. Tassiana* (de Not.).

In abundance on dead stems and leaves of *Spergularia campestris*. Falst. Bøtø (⁸/₈ 90).

882. **Mycosphaerella applanata** (Ell. & Ev.)!, Syll. IX ⁶¹³.

On dead twigs of *Clematis*. J. Rubjerg (! ¹⁷/₇ 01).

883. **Mycosphaerella brassicicola** (Duby) Ldau, Syll. I ⁵⁰², Wt. II ³⁷¹, R 03 o., Syn: *Ascochyta brassicae* Thümen, Syll. III ³⁹⁷, All. VI ⁶³³ (see Diedicke 12), *Kaalens Bladpletskyg* (R 02 a ⁴⁵⁵ c. icon.).

Peritheciis minutissimis, superficialibus, dense gregariis maculasque nebulosas efficientibus. Ascis brevibus, basi incrassatis, sursum angustioribus, crasse tunicatis, 44–48 μ \times 10–12 μ . Sporidiis conglobatis, hyalinis, uniseptatis, non constrictis, rectis vel rariter curvatis, 17–20 μ \times 4–5 μ .

Its conidial stage is supposed to be *Asteroma brassicae* Chev. (see Ouds 97 ²¹¹).

Has several times proved very noxious in the gardens to leaves of various cultivated forms of *Brassica oleracea*.

884. **Mycosphaerella hyperici** (Awd.) Starbäck 89, Syll. I ⁵¹⁹, Wt. II ³⁷⁷.

Hypericum perforatum. F. Kirkeby. *Hypericum quadratum*. S. Ordrup (E.W). *Hypericum hirsutum*. L. Hardenberg.

885. **Mycosphaerella depazeaeformis** (Awd.)!, Syll. I ⁵¹² & IX ⁶²⁵, Wt. II ³⁶⁷, Syn: *Karlia oxalidis* Rabh., *Laestadia ox.* Sacc., Syll. I ⁴²⁹, *Mycosphaerella ox.* All. & Schnabl no 338.

On living leaves of *Oxalis acetosella*. Møens Klint (Aug. 79, again ²⁶/₈ 09!).

886. **Mycosphaerella latebrosa** (Cooke) Schroeter, Syll. I ⁴⁸², Wt. II ³⁹¹.

On fallen leaves of *Acer pseudoplatanus*. J. Hatting Mølle (! ⁸/₅ 02).

887. **Mycosphaerella ribis** (Fuckel) Feltgen, Syll. I ⁵³⁰, Wt. II ³⁸⁸ (not *Sphaeria grossulariae* Fries Sclerom. succ. no 57 see Vleugel 08 b), Lit: Voges 11. See tab. III fig. 35 & tab. IV fig. 52.

Very common on fallen leaves of *Ribes rubrum*, *nigrum*, *grossularia* in March—April.

888. **Mycosphaerella innumerella** (Karsten) Starbäck, Syll. I ⁵⁰⁶, Wt. II ³⁷⁰.

On the leaves of *Comarum palustre*. J. Viborg!; F. Skaarup; S. Gammel-mose (R 06 cc).

889. **Mycosphaerella fragariae** (Tul.) Lindau, Syll. I ⁵⁰⁵, Wt. II ³⁷⁰, Syn: *Stigmatea frag.* Tul., Jordbærrets Bladpletsyge (R 02 a ⁴⁵³ c. icon.).

Ripe perithecia are seldom to be found, but the supposed conidial fructification (*Ramularia*) is very common in gardens (see R 87 e, 03 k, Dybdahl 79 ¹⁴⁹, Lind 10 k). Hedlund (10) made the interesting discovery that this pest is solely limited to the hermaphrodites of *Fragaria*, never attacking the female ones; I have found the same to be the case in Denmark.

890. **Mycosphaerella crataegi** (Fuckel) Ouds 97 ²¹⁵, Syll. I ⁴⁸³, Wt. II ³⁸⁹.

Crataegus monogyna. J. Skive (! ¹⁴/₄ 01).

891. **Mycosphaerella topographica** (Sacc.) Vgr. 97 b, Syll. I ⁴⁸⁰, Wt. II ³⁸⁸.

Sorbus aucuparia. J. Sødal near Viborg (! ¹⁰/₅ 06).

892. **Mycosphaerella cinerascens** (Fuckel) Vgr. 97 b, Syll. I ⁴⁹³ & IX ⁶⁴², Wt. II ³⁹⁰.

On fallen leaves of *Sorbus aria*. J. Viborg (! ²⁹/₅ 03). *Sorbus scandica*. J. Borris!.

893. **Mycosphaerella piri** (Awd.) Klebahn 08 a, Wt. II ³⁸⁹, Syn: *Mycosphaerella sentina* Schr., Wt. II ³⁸⁹, Syll. I ⁴⁸² (not *Sphaeria sentina* Fries S. M. II ⁵²⁰ see Kleb. 06).

Common on fallen leaves of *Pirus communis*.

894. **Mycosphaerella vulneraria** (Fuckel)!, Syll. I ⁵⁰³, Wt. II ³⁶⁸, Syn: *Ascochyta vul.* Fuckel, Syll. III ³⁹³, All. VI ⁶⁷⁰ (see Diedicke 12).

On fading leaves of *Anthyllis vulneraria*, not uncommon, noticed from J. Gaardbogaard (Jørg. Larsen), Viborg!, Give (Bülow); F. (R 02 c ¹²³).

895. **Mycosphaerella microspila** (Berk. & Br.)!, Syll. I ⁵⁰³.

Epilobium montanum. J. Nørregaard in Salling!, Skovsgaard near Viborg!.
Epilobium palustre. S. Bonderupgaard (Aug. 90).

896. **Mycosphaerella caulicola** (Karst.)!, Syll. I ⁵²¹.

Chamaenerium angustifolium. S. Teglstruphegn. *Telekia speciosa*. F. Skaarup.

897. **Mycosphaerella hedericola** (Desm.) Ldau, Syll. I ⁴⁸¹, Wt. II ³⁸⁷, R 02 a ⁴⁵⁶.

On leaves of *Hedera helix*. J. Krabbesholm Skov (! ¹⁰/₆ 98).

THIS PAGE IS LOCKED TO FREE MEMBERS

Purchase full membership to immediately unlock this page

Know Your Bible

Forgotten Books' Full Membership provides unlimited access to more than 28,000 volumes of Christian literature for \$8.99/month

**HOLY
BIBLE**

Continue

*Fair use policy applies

908. **Mycosphaerella affinis** (Wt.) Starbäck, Syll. I ⁵⁰⁹, Wt. II ³⁶⁵.

On the specimens, which Rostrup and I have found, *Cercospora carlinae* will attack the young, living leaves, while on the dead, basal leaves the perithecia are arranged in a circle round the spots caused by *Cercospora* in the preceding year.

Carlina vulgaris. J. Tannishus!; F. Kirkeby (^{29/7} 83).

Pharcidia.

909. **Pharcidia epicymatia** (Wallr.) Wt. II ³⁴², Syn: *Epicymatia vulgaris* Fuckel, Syll. I ⁵⁷¹, D. B. 69 ²⁰⁰.

Lecanora subfusca. J. Viborg; F. Hindsgavl, Albjerg, Vejstrup, Tiselholt; L. Hellinge. *Lecanora Hageni*. F. Holmdrup. *Parmelia* (leg Hoffmeyer). *Placodium cerinum*. F. Glorup. *Sphyridium byssoides*. J. Trudsholm.

Tichothecium.

910. **Tichothecium erraticum** Mass., Syll. IX ⁷²⁶, Wt. II ³⁵⁰, Syn: *Endococcus err.* Nyl., D. B. 69 ²²³ & ²⁶⁰.

Placodes aurantiacus. F. Skaarup; L. Aalholm.

911. **Tichothecium gemmiferum** (Tayl.) Körb., Syll. IX ⁷²⁵, Wt. II ³⁵⁰, Syn: *Endococcus gem.* Nyl., D. B. 69 ²⁶⁰.

Lecidia fuscoatra & *parasema*. F. Klingstrup. *Buellia pulch.* F. Svanninge.

912. **Tichothecium haplotellus** (Nyl.) D. B. 69 ²⁴⁷ & ²⁶⁰, Syn: *Endococcus hap.* Nyl.

In the fruits of *Arthonia radiata* on trunks of *Tilia*. S. Borreby.

913. **Tichothecium pygmaeum** Körber, Syll. IX ⁷²⁶, Wt. II ³⁴⁹, D. B. 69 ²²³.

Lecidia subulata. F. Klingstrup. *Lecidia fuscoatra*. F. Helager. *Biatorina cyrtella*. F. Oure (^{19/5} 66).

Sphaerulina.

914. **Sphaerulina trifolii** Rostrup 99 a ²⁶⁵, 99 d ⁴³, 02 a ⁴⁸⁴.

Maculis circularibus, 2–3 mm diam., copiosis, pallidis, zona purpurea cinctis; peritheciis epiphyllis, membranaceis, dilute fuscis; ascis crasse ovoideis, 50 μ diam., octosporis; sporidiis hyalinis, oblongis 3-septatis, 32–33 μ l., 12–15 μ cr. In foliis vivis.

Trifolium repens. S. Landbohøjskolens Forsøgsmark (^{15/7} 98 & Sept. 01).

Pleosporaceae.

Physalospora.

The species of *Physalospora* have been said to be connected with quite different forms of conidial fructification; either these statements must be wrong or all the stated four species are not true species of *Physalospora*.

<i>Physalospora gregaria</i>	corresp.	<i>Dothiorella gregaria</i>	(accord to Sacc.).
—	<i>phormii</i>	—	<i>Fusarium phormii</i> (P. Hennings).
—	<i>cattelyae</i>	—	<i>Gloeosporium macropus</i> (according to Maublanc in Bull. Soc. Myc. France XX ¹⁶⁷).
—	<i>minutula</i>	—	<i>Phoma cyclospora</i> (Saccardo).

915. ***Physalospora fallaciosa*** Sacc., Syll. I⁴³⁸, Wt. II⁴¹⁰, R 02 a⁴⁸³.
Parasitical on leaves of *Canna* in hothouses. S. København.

916. ***Physalospora salicis*** (Fuckel) Sacc., Syll. I⁴³⁹, Wt. II⁴¹¹.
Salix viminalis. F. Skaarup; L. Saksøbing. *Salix dasyclados* × *purpurea*.
J. Brædstrup (W. Mark); S. Værebros (Prytz). *Salix purpurea* × *viminalis*.
Langeland.

917. ***Physalospora astragali*** (Lasch.) Sacc., Syll. I⁴³⁷, Wt. II⁴¹²,
R 99 a²⁶⁴.
Parasitical on leaves and stems of *Astragalus danicus*. S. Tisvilde Hegn,
Asserbo (abundantly), Sonnerup Plantage, Basnæs (20/9 74 P. N.).

918. ***Physalospora empetri*** Rostrup 01 n³¹⁰, Syll. XVII⁵⁸³, Syn:
Phys. alpina Speg. var *crepiniana* Sacc., Syll. IX⁵⁹⁴.
Peritheciis epiphyllis, sparsis; ascis cylindraceutis; sporidiis octonis,
monostichis, ellipsoideis, simplicibus, 18—20 μ × 10—12 μ, hyalinis.
Empetrum nigrum. J. Ved Sø; S. Rørvig.

919. ***Physalospora clarac-bonae*** Spegaz.; Syll. I⁴³⁸, Wt. II⁴¹¹.
Vaccinium vitis idaea. J. Hald Egeskov (18/4 05!).

Apiospora.

920. ***Apiospora parallela*** (Karsten) Sacc., Syll. I⁵⁴⁰.
On straw. J. Nebsager (July 91 O. R.).

Venturia.

The species of the genus of *Venturia* almost all correspond to forms of *Fusicladium* viz.:

Venturia chlorospora	corresp.	Fusicladium	saliciperdum.
— tremulae	—	—	radiosum.
— ditricha	—	—	betulae.
— cerasi	—	—	cerasi.
— fraxini	—	—	fraxini.
— inaequalis	—	—	pomi.
— — var pyracanthae	—	—	— var pyracanthae.
— pirina	—	—	pirinum.
— crataegi	—	—	crataegi.
— aucupariae	—	—	orbiculatum (see Aderh. 03).

921. **Venturia graminicola** Wt. II ⁴³³, Syll. I ⁵⁹⁴.

Aira uliginosa. S. Lindersvold. August.

922. **Venturia chlorospora** (Ces.) Karsten, Syll. I ⁵⁸⁶, Wt. II ⁴³⁶.

Salix caprea. J. Viborg (2/9 03!).

923. **Venturia populina** (Vuill.) Fabricius 04 ²⁸², Syn: *Didymosphaeria pop.* Vuillemin 89, Syll. IX ⁷³⁰, *Venturia tremulae* Frank, R 02 a ⁴⁶³.

On fallen leaves of *Populus tremula*, April—July. J. Langaa (19/7 02!).

924. **Venturia ditricha** (Fries) Karsten, Syll. I ⁵⁸⁷, Wt. II ⁴³⁷, R 02 a ⁴⁶⁷, Syn: *Sphaeria dit.* Fries S. M. II ⁵¹⁵.

On fallen leaves of *Betula alba*. J. Krabbesholm Skov (1/4 01!), Langaa!; B. Finnedalen (Neger 06).

925. **Venturia rumicis** (Desm.) Wt. II ⁴³⁵, Syn: *Sphaerella rum.* Cooke, Syll. I ⁵¹².

On living leaves of *Rumex nemorosus*. Falst. Tromnæs (24/7 98 see R 99 b).

926. **Venturia glomerata** Cooke, Syll. I ⁵⁹², Syn: *Venturia geranii* Wt. II ⁴³⁴ (exclus. synonym.), *Stigmatea ger.* Ouds 73 ³¹⁷ c. icon. & Syll. I ⁵⁴¹ nec. Fries S. V. ⁴²¹. See tab. III fig. 40 & 41.

Peritheciis in maculis decoloratis hypophyllis, gregariis, liberis, minutis, pilis rigidis erectis 35—64 μ longis, basi 4 μ brevis, apice acutis, coronatis. Ascis cylindraceo-clavulatis, brevissime stipitatis, 35—40 μ \times 7—8 μ , aparaphysatis, octosporis. Sporidiis subdistichis, clavato-oblongis, uniseptatis, constrictis, loculo, infero multo minore, chlorinis, 10—12 μ \times 5 μ .

This species is very much like *Venturia Johnstonii*, its perithecia are placed on the upper side of decaying spots in living leaves of *Geranium*. It has often been confused with *Coleroa circinans*, which does not cause dead spots, and with *Dothidella geranii* (Ouds. 97 ²³³) whose perithecia are conglomerate without setula, and which only

THIS PAGE IS LOCKED TO FREE MEMBERS
Purchase full membership to immediately unlock this page



Never be without a book!

Forgotten Books Full Membership gives universal access to 797,885 books from our apps and website, across all your devices: tablet, phone, e-reader, laptop and desktop computer

A library in your pocket for \$8.99/month

Continue

*Fair usage policy applies

933. *Venturia myrtilli* Cooke, Syll. I ⁵⁹⁰, Wt. II ⁴³⁹.

On dead leaves of *Vaccinium myrtillus*. l. Viborg (^{16/6} 03!).

934. *Venturia cincinnata* (Fries) Rostrup, Syll. IX ⁶⁹³, Syn: *Sphaeria cin.* Fries S. M. II ⁴⁵¹.

On fading leaves of *Oxycoccus palustris*. S. Gammelose (^{5/9} 84 see R 06 cc ³⁵⁷).

Didymosphaeria (incl. *Didymella*).

Fuckel supposed a few species of *Didymosphaeria* to correspond to forms of *Diplodia* for instance:

Didymosphaeria diplospora corresp. *Diplodia rubi*

— *vexata* — — *mamillana*

any further proof of the correctness of this theory has, however, not appeared.

935. *Didymosphaeria marina* (Rostrup)!, Syn: *Leptosphaeria mar.* R 89 i ²³⁴, Syll. IX ⁷⁹⁷, non Ell. & Ev. 1885, *Leptosphaeria danica* Berlese 94 ⁸⁷, *Leptosphaeria chondri* L. K. R. 07, *Sphaerella chondri* Jones 98, Syll. XVI ⁴⁷⁵, Lit. Cotton 09.

Peritheciis maculiformiter congestis, parenchymate innatis, lenticularibus 125—215 μ \times 110—300 μ . Ascis fusoides 70—80 μ \times 10—15 μ , octosporis, paraphysibus filiformibus, ramosis, obvallatis. Sporidiis subdistichis, ovoideo-oblongatis, medio uniseptatis, 25—40 μ \times 5—7 μ loculo inferiore minore, longe hyalinis, denique fuscidulis. Spermogonia Phomam referentia, peritheciis ascophoris immixta, 150—175 μ \times 85—100 μ , spermatiis minutis 4 μ \times 1 μ .

No doubt the fungus is no *Leptosphaeria*. The spores and the asci are usually unripe, still I have noticed brown, apparently ripe spores (28 μ in length and 6 μ in breadth) with only one dissepiment; more than one dissepiment has surely never been noticed either by Rostrup or by others. Nor are the shape and the position of the asci in the perithecia like those of *Leptosphaeria*. The perithecia are not built like those of the *Sphaeriaceae* living on phanerogames. There is much to suggest its being a species of *Dothideaceae* especially a *Dothidella*. The stroma-like mycelium, the long unripe asci and spores, its appearance together with a *Placosphaeria*-like form of pycnide are signs of this. Contrary to the supposition that it is a *Dothidella* is the circumstance that the stroma is certainly started after the perithecia and not previous to them. When I refer this species to *Didymosphaeria* it is chiefly because it has paraphyses.

Besides in Denmark it has been found in Ireland (Cotton) and in America, Massachusetts (Jones).

Rosenvinge has described the conidial stage of *Didymosphaeria marina* without giving any name to it, I shall call it *Phoma marina*.

On living thallus, especially in the sporangia, of *Chondrus crispus*. J. Skagen (L. K. R.), Hirtshals (1874 E. R. again ^{27/7} 02!), Hanstholm (L. K. R.), Klitmøller (Mrs. V. Fabritius de Tengnagel), Læsø (L. K. R.).

936. **Didymosphaeria culmigena** (Sacc.),! Syn: *Didymella culm.* Sacc. Syll. I ⁵⁵⁸.

Hordeum sativum. S. Brøndbyvester, Barfredshøj (Nov. 95).

937. **Didymosphaeria intercellularis** (Berk. & C.)!, Syn: *Didymella int.* Sacc. Syll. I ⁵⁵⁹.

Typha latifolia. F. Kirkeby.

938. **Didymosphaeria betulae** (Niessl) Sacc., Syll. I ⁷⁰⁷.

On twigs of *Alnus glutinosa*. S. Aasevang (May 91 O. R.).

939. **Didymosphaeria obtecta** (Fries)!, Syn: *Sphaeria ob.* Fries S. M. II ⁴⁸², *Didymosphaeria celata* (Currey) Sacc., Syll. I ⁷⁰⁵, Wt. II ⁵⁷⁴.

On brittle wood of *Quercus*. S. Hareskoven (^{27/4} 08!).

940. **Didymosphaeria superflua** (Awd.) Niessl, Wt. II ⁴²⁵, Syn: *Didymella sup.* Sacc., Syll. I ⁵⁵⁵.

Quite common on dead stems of *Urtica dioeca*, April–May, associated with its supposed conidial form: *Phoma nebulosa*.

941. **Didymosphaeria empetri** (Fries) Sacc., Syll. I ⁷⁰⁴, Syn: *Sphaeria emp.* Fries S. M. II ⁵²².

On leaves of *Empetrum nigrum*. J. Husby Klit, Klitmøller, Viborg Krat.

942. **Didymosphaeria acerina** Rehm, Syll. I ⁷¹⁴, Wt. II ⁴²¹.

On twigs of *Acer campestre*. S. Dyrehaven (^{20/3} 82 V. Sarauw).

943. **Didymosphaeria bruneola** Niessl, Syll. I ⁷⁰⁹, Wt. II ⁴¹⁹.

Rubus fruticosus. J. Marselisborg (^{30/12} 07 see F. & W. 09 ³¹⁵).

944. **Didymosphaeria applanata** Niessl, Syn: *Didymella ap.* Sacc., Syll. I ⁵⁴⁶. Lit: R 02 a ⁴⁸⁴, 04 k, 04 r.

Very common on dying twigs of *Rubus idaeus*. J. F. S. etc.

945. **Didymosphaeria diplospora** (Cooke) Rehm, Syll. I ⁷¹⁰, Wt. II ⁴²⁰, Syn: *Did. idaei* Feltg., Syll. XVII ⁶⁷⁷.

On twigs of *Rubus idaeus*. J. Silkeborg (^{1/12} 06!).

946. **Didymosphaeria trifolii** (Fuckel) Wt. II ⁴²⁷, Syn: *Didymella trif.* Sacc., Syll. I ⁵⁵⁴ & IX ⁴⁶¹.

Trifolium pratense. S. København (O. R.).

947. **Didymosphaeria fenestrans** (Duby) Wt. II ⁴²⁶, Syll. IX ⁷²⁹, Syn: *Gnomonia fen.* Sacc. Syll. I ⁵⁶², *Gnom. epilobii* Sacc., Syll. I ⁵⁶¹, *Didymella epilobii* Sacc., Syll. I ⁵⁵⁶.

Ascis 120–140 μ \times 10–12 μ ; sporidiis hyalinis, monostichis, 1-septatis, medio constrictis, 19–25 μ \times 10–12,5 μ .

On dead stems of *Chamaenerium angustifolium*. J. Viborg!, Utoft; B. Sandflugtskoven (Exc. 17/5 11).

948. **Didymosphaeria Fuckeliana** (Pass.) Sacc., Wt. II ⁴²⁶, Syn: *Didymella* Fuck. Sacc., Syll. I ⁵⁵⁶.

Ascis 64–80 μ \times 6–8 μ ; sporidiis hyalinis, 1-septatis, guttulatis 14–19 μ \times 4–5,5 μ .

On dead stems of *Epilobium hirsutum*. S. Lyngby Mose! *Epilobium obscurum*. Falst. Bøtø (23/7 98). *Chamaenerium angustifolium*. B. Sandflugtskoven (Exc. 17/5 11).

Rebentischia.

949. **Rebentischia pomiformis** Karsten, Syll. II ¹².

On bark of *Fagus silvatica*. F. Skaarup.

Dilophia.

950. **Dilophia graminis** (Fuck.) Sacc., Syll. II ³⁵⁷, Wt. II ⁵³³, Dusk-svamp (R 02 a ⁴⁶⁷).

Its supposed conidial fructifications are *Mastigosporium album* and *Dilophospora graminis*.

Not uncommon on dead leaves of *Gramineae*.

Leptosphaeria (incl. *Metasphaeria*).

Numerous species which, no doubt, ought to be classed among more different genera have been classed under the extensive genus of *Leptosphaeria*. We see, for instance, that some species correspond to hyalin-spored *Sphaerioideae*, others to dark-spored *Sphaerioideae*, others again to *Septoria* and connected forms, and we also have a few sporadic examples of species corresponding to *Mucedineae* and *Dematieae*.

Leptosphaeria lycopodina corresp. *Phoma Creprini*.

—	vagans	—	—	tiliae.
—	rubella	—	—	Grovei (see All. VI ²⁷⁷).
—	doliolum	—	—	doliolum (see K 88 b ⁹).
—	conformis	—	—	acuta.
—	rusci	—	—	<i>Phyllosticta ruscicola</i> .
—	sphyridiana	—	—	sphyridiana.
—	helvetica	—	—	helvetica.
—	vagabunda	—	—	<i>Coniothyrium vagabundum</i> (Sacc.).
—	castagnei	—	—	castagnei (Fuckel).

THIS PAGE IS LOCKED TO FREE MEMBERS

Purchase full membership to immediately unlock this page

Know Your Bible

Forgotten Books' Full Membership provides unlimited access to more than 28,000 volumes of Christian literature for \$8.99/month

**HOLY
BIBLE**

Continue

*Fair use policy applies

956. **Leptosphaeria maritima** (C. & Plowr.) Sacc., Syll. II ⁷³.
Juncus atricapillus. J. Agger.
957. **Leptosphaeria monilispora** (Fuckel) Sacc., Syll. II ⁷⁹, Wt. II ⁴⁶⁰.
Ascis $125\ \mu \times 15\ \mu$; sporidiis $35\ \mu \times 5-6\ \mu$, 7-9-septatis.
Juncus squarrosus. J. Damsgaard near Viborg (^{3/5} 04!).
958. **Leptosphaeria apogon** Sacc. & Speg., Syll. II ⁶³, Wt. II ⁴⁴⁸.
Juncus squarrosus. Læsø (^{15/7} 03!).
959. **Leptosphaeria scirpina** Wt. II ⁴⁵⁵, Syn: *Metasphaeria scirp.* Sacc., Syll. II ¹⁸².
On dead leaves of *Scirpus silvaticus*. F. Skaarupør (^{2/8} 83).
960. **Leptosphaeria Sowerbyi** (Fuckel) Sacc., Syll. II ⁷⁸, Syn: *Lept. maculans* (Sowerby) Karst., Wt. II ⁴⁵⁹ not *Lept. mac.* (Desm.) Ces., *Sphaeria disseminata* β *paludosa* Fries S. M. II ⁵¹³.
On dead stems of *Scirpus lacustris*. S. Lystrup!, Sjælsø (O. R.), Utterslev Mose (May 03 O. R.).
961. **Leptosphaeria scirpina** Wt. II ⁴⁵⁴, Syn: *Metasphaeria scirp.* Sacc., Syll. II ¹⁸², Berlese 94 ¹⁴⁵ c. icon.
Scirpus lacustris. S. Sjælsø, Langesø near Haraldsted.
962. **Leptosphaeria microscopica** Karsten, Syll. II ⁵⁹, Syn: *Lept. culmorum* Awd., Wt. II ⁴⁴⁵.
Scirpus lacustris. S. Lystrup, Damhussøen (O. R.). *Festuca duriuscula*. J. Aalbæk (V. S.). *Glyceria aquatica*. S. Fredriksborg Badstue. *Aira caespitosa*. S. Søllerød (Octob. 89 O. R.). *Hordeum sativum*. S. Taastrup. *Secale cereale*. S. Tisvilde.
963. **Leptosphaeria occulta** spec. nov. See tab. III fig. 43.
Peritheciis sparsis, tectis, sub epidermide nidulantibus, globosis, in ostiolum conicum, obtusum, punctiformi-prominulum attenuatis, atherimis, $250\ \mu$ diam., tenui-membranaceis. Ascis tereti-clavatis, basi noduloso-stipitatis, apice rotundatis et crasse tunicatis, paraphysatis, $60-68\ \mu \times 11-13\ \mu$, octosporis. Sporidiis di-tristichis, fusoides, rectis vel curvulis, flavo-fuligineis, $36-40\ \mu \times 4\ \mu$, 5-septatis, ad septa non constrictis, loculo secundo leviter tumido.
On dead leaves of *Carex hirta*. S. Hornbæk Plantage (^{27/7} 99).
964. **Leptosphaeria Michotii** (West.) Sacc., Syll. II ⁵⁸, Wt. II ⁴⁴⁴.
Juncus squarrosus. F. Kirkeby Hede. *Carex canescens*. F. Kirkeby (^{19/7} 83).
Dactylis glomerata. S. Dronninggaard (O. R.).
965. **Leptosphaeria nigrans** (Desm.) Ces. & de Not., Syll. II ⁷⁰, Wt. II ⁴⁵².

Dactylis glomerata. J. Nebsager (July 91 O. R.); S. Ravneholmene (O. R.). *Calamagrostis epigejos*. S. Dronninggaard (O. R.). *Triticum repens*. J. Nebsager (O. R.); S. Jonstrup Vang (O. R.). *Hordeum silvaticum*. F. Kerteminde (Exc. ⁶/₈ 95).

966. **Leptosphaeria sparsa** (Fuckel) Sacc., Syll. II ⁷⁷, Wt. II ⁴⁵⁷.

Dactylis glomerata. S. Eskemose Skov (O. R.). *Triticum caninum*. S. Hornbæk Plantage.

967. **Leptosphaeria culmifida** Karsten, Syn: *Metasphaeria culm.* Sacc., Syll. II ¹⁷⁴.

Dactylis glomerata. J. Nebsager. *Molinia coerulea* & *Weingaertneria canescens*. F. Kirkeby (¹⁹/₇ 83). *Phleum pratense*. J. Horsens!

968. **Leptosphaeria sabuletorum** (B. & Br.)!, Syn: *Metasphaeria sab.* Sacc., Syll. II ¹⁸⁰.

Festuca arundinacea. S. Tokkekøb Hegn (May 91 O. R.), Flaskekroen (O. R.).

969. **Leptosphaeria recutita** (Fuckel)!, Syn: *Metasphaeria rec.* Sacc., Syll. II ¹⁷⁶.

Glyceria aquatica. J. Viborg (Gad).

970. **Leptosphaeria phragmiticola** (Crouan) Sacc., Syll. II ⁸⁷.

Arundo phragmites. S. Ruderhegn (Sept. 90 O. R.).

971. **Leptosphaeria anarithma** B. & Br., Syn: *Metasphaeria an.* Sacc., Syll. II ¹⁷⁵.

On dead straws of grass; S. Dronninggaard (June 91 O. R.).

972. **Leptosphaeria culmifraga** (Fries) Ces. & de Not., Syll. II ⁷⁵, Wt. II ⁴⁵⁶, Syn: *Sphaeria culm.* Fries S. M. II ⁵¹⁰, *Leptosphaeria herpochoides* de Not., Syll. II ⁷⁷, Wt. II ⁴⁵⁸ (see R 02 a ⁴⁷¹), *Straabrækkende Støvkugle* (H. 37 ⁸⁷⁰), *Knækkesyge* (F. K. R. 07 a ³⁰⁰), *Halmbrækker-svampen* (M. L. M. 08 ¹⁴⁹).

Is very common on *Secale* and was formerly considered a particularly pernicious parasite; of late years phytopathologists are inclined to attribute to *Fusarium* the damage for which *Leptosphaeria culmifraga* was formerly made responsible (see M. L. M. June 10). Its perithecia are found ripe in August (see M. L. M. 10 ³¹¹).

Dactylis glomerata. J. Gaardbogaard (V. S.); S. Dronninggaard (O. R.), Flaskekroen (O. R.). *Bromus Benekeni*. S. Dronninggaard (O. R.). *Arundo phragmites*. S. Utterslev Mose (O. R.). *Phalaris arundinacea*. J. Nebsager (O. R.); F. Klingstrup. *Triticum sativum* & *Secale cereale*. Common.

973. **Leptosphaeria insignis** Karsten, Syll. II ⁷¹.

On dead leaves of *Hordeum arenarium*. S. Tisvilde (July 98 see R 99 a ²⁷⁶).

974. **Leptosphaeria arundinacea** (Fries) Sacc., Syll. II ⁶², Wt. II ⁴⁴⁸, Syn: *Sphaeria ar.* Fries S. M. II ⁴²⁹.

On dead leaves of *Hordeum arenarium*. S. Tisvilde (R 99 a²⁷⁵), Gaunø; L. Billitse Klitter. *Arundo phragmites*. Læsø!.

975. **Leptosphaeria arenariae** (B. R. S.)!, Syn: *Metasphaeria ar.* B. R. & Sacc., *Annal. myc.* III.

On dead leaves of *Hordeum arenarium*. S. Tisvilde (July 98).

976. **Leptosphaeria tritici** (Garovaglio) Pass., *Syll.* II⁶², R 97 e, 02 a⁴⁶⁸ c. icon., *Sortprik* (R 96 n c. icon.).

This fungus occurred in great abundance especially in the neighbourhood of Copenhagen in 1894 and 1895, it almost disappeared in 1896 (see R 97 i), but reappeared abundantly in 1897. The damage caused by its attacks in 1895 was estimated at 1½ million Kroner only in the neighbourhood of Copenhagen (see K. H. 98¹⁰⁵, R 97 j). Later on it has, however, been doubted whether it was this fungus which caused the disease or if it was only of secondary importance (see F. K. R. 09⁷⁴¹ & M. L. M. July 11).

It has been found in association with a supposed corresponding conidial fructification of the formgenus of *Septoria*. It deserves to be noticed that it has never been found on *Triticum* in this country.

Common on leaves and sheaths of *Secale cereale*, *Hordeum sativum* f. *polystichum*, *tetrastichum*, *distichum*.

977. **Leptosphaeria eustoma** (Fries) Sacc., *Syll.* II⁶¹, *Wt.* II⁴⁴⁵, Syn: *Sphaeria eustoma* Fries *El.* II¹⁰⁹.

On old straw of *Secale cereale*. J. Nebsager (July 91 O. R.).

978. **Leptosphaeria nardi** (Fries) Ces., *Syll.* II⁷², *Wt.* II⁴⁵⁴, Syn: *Sphaeria nardi* Fries *S. M.* II⁵²⁰.

Nardus stricta, F. Kirkeby Hede (19/7 83).

979. **Leptosphaeria acorella** Cooke, Syn: *Metasphaeria ac.* Berl. & Vogl., *Syll.* IX⁸⁴¹.

Acorus calamus. Eænø; S. Hellebæk.

980. **Leptosphaeria lacustris** (Fuckel) *Wt.* II⁴⁵¹, Syn: *Metasphaeria lac.* Sacc., *Syll.* II¹⁷³.

Typha latifolia. J. Nebsager (Aug. 91 O. R.). *Calamagrostis arenaria* & *Hordeum arenarium*. S. Tisvilde. *Secale cereale* common. *Phleum pratense*. F. Skaarup.

981. **Leptosphaeria culmicola** (Fries) Karsten, *Syll.* II⁷⁰, *Wt.* II⁴⁵³, Syn: *Sphaeria culm.* Fries *S. M.* II⁴³⁰, *Metasphaeria Leersiae* (Passer.) Sacc., *Syll.* II¹⁷³ see v. Höhn. 06 a.

Juncus squarrosus. J. Borris Hede (F. & W. 08). *Bromus erectus*. F. Skaarup. *Festuca arundinacea*. S. Flaskekroen (O. R.). *Festuca silvatica*. Møen Lilleskov. *Phalaris arundinacea*. L. Stensgaard Skov. *Triticum sativum*. F. Glorup. *Secale cereale*. F. Skaarup.

THIS PAGE IS LOCKED TO FREE MEMBERS
Purchase full membership to immediately unlock this page



Never be without a book!

Forgotten Books Full Membership gives universal access to 797,885 books from our apps and website, across all your devices: tablet, phone, e-reader, laptop and desktop computer

A library in your pocket for \$8.99/month

Continue

*Fair usage policy applies

993. **Leptosphaeria dianthi** (Rost.)!, Syn: *Metasphaeria di.* Rostrup 05 b³¹¹.

Peritheciis sparsis, primo epidermide tectis, sphaeroideis, atris, 0,3 mm latis; ascis tereți-clavulatis, breve stipitatis, paraphysatis, 70 μ l., 12–13 μ cr.; sporidiis, oblique monostichis, oblongo-fusoideis, 4-septatis, ad septa constrictis, 24–28 μ l., 7–8 μ cr., hyalinis, oculis guttullatis.

On stems of *Dianthus superbus*. S. Flaskekroen (²⁵/₈).

994. **Leptosphaeria napi** (Fuckel) Sacc., Syll. II⁴⁵, Wt. II⁴⁸⁴, Syn: *Lept. exitiosa* Rostrup 02 a⁴⁷².

Common on leaves and siliques of *Brassica*.

995. **Leptosphaeria hippophaës** (Fabre) Rostrup 02 a⁴⁷³, Syn: *Melanomma hip.* Fabre, Syll. II¹⁰⁸, Wt. II²⁴³.

A true parasite, attacking the branches of *Hippophaës rhamnoides* and killing them (R 89 i²³³). Møen Vitmundsnakke (¹⁶/₈ 1888).

996. **Leptosphaeria corticola** Fuckel, Syn: *Metasphaeria cort.* Sacc., Syll. II¹⁶⁶.

Frangula alnus. S. Tokkekøb Hegn (O. R.). *Prunus spinosa*. S. Hjortenæs near Sorø (¹¹/₄ 82 V. Sarauw). *Lonicera tataricum*. L. Halsted.

997. **Leptosphaeria endiusae** (Fuckel) Sacc., Syll. II⁵⁷, Wt. II⁴⁸⁹. *Vicia orobus* (hosp. nov.). J. Mariager (Exc. ²⁰/₇ 07), Skrikes Plantage (¹⁸/₆ 04!), Navntoft!.

998. **Leptosphaeria multiseptata** Wt. II⁴⁸², Syll. II^{LVII} & IX⁷⁶⁸. On dead stems of *Lathyrus silvester*. J. Horsens (¹⁷/₅ 02!).

999. **Leptosphaeria fuispora** Niessl, Syll. II¹⁸, Wt. II⁴⁶². *Ononis spinosa*. F. Skaarupør. March.

1000. **Leptosphaeria agnita** (Desm.) de Not., Syll. II⁴⁰, Wt. II⁴⁸⁰. Peritheciis dense gregariis, hinc inde lineatim-subaggregatis, innato-erumpentibus, globosis, breve papillatis, nigris, vix 500 μ diametro; ascis cylindraceo-clavatis, in stipitem attenuatis, 120–150 μ \times 12–13 μ , paraphysibus filiformibus obvallatis, octosporis; sporidiis distichis, elongatis, utrinque rotundatis, leniter curvatis, 5–6-septatis, medio constrictis, loculo subintermedio paulo crassiore, pallide luteo-fuscis, 42–52 (35–62) μ \times 6–8 (–9) μ .

On dead stems of *Epilobium hirsutum*. S. Bidstrup!. *Eupatorium cannabinum*. F. Skaarupør (²³/₇ 83); S. Fredrikssund!, Dyrehaven (O. R.); Møen Maglevandsfaldet!.

1001. **Leptosphaeria salicaria** Pass., Syll. II²³. *Lythrum salicaria*. F. Skaarup.

1002. **Leptosphaeria Fiedleri** (Niessl) Sacc., Wt. II ⁴⁷³, *Metasphaeria* Fied. Sacc., Syll. II ¹⁶⁵.

Cornus sanguinea. S. København (January 05 O. R.).

1003. **Leptosphaeria hederæ** (Fries) Wt. II ⁴⁸⁷, Syn: *Sphaeria* hed. Sowerby, Fries S. M. II ⁵²¹, *Metasphaeria* hed. Sacc.

On leaves of *Hedera helix*. J. Stensballesund (^{3/11} 01!).

1004. **Leptosphaeria libanotidis** (Fuckel) Niessl, Syll. II ¹⁶, Wt. II ⁴⁶².

On dead stems of *Pastinaca sativa*. S. Glostrup.

1005. **Leptosphaeria doliolum** (Fries) Ces. & de Not., Syll. II ¹⁴, Wt. II ⁴⁶⁰, *Sphaeria* dol. Pers., Fries S. M. II ⁴⁶⁰.

On dead stems of *Sium latifolium* (hosp. nov.). F. Skaarup (^{30/7} 83). *Daucus carota*. S. Klampenborg (O. R.). *Campanula rotundifolia*. J. Knivholt!, Viborg!, Horsens!. *Lactuca muralis*. F. Selleberg (O. R.).

1006. **Leptosphaeria suffulta** (Fries) Niessl, Syll. II ¹⁴, Wt. II ⁴⁶¹, Syn: *Sphaeria* suff. Nees, Fries S. M. II ⁵⁰⁸.

Melampyrum pratense. J. Viborg (^{26/6} 06!).

1007. **Leptosphaeria Plemeliana** Niessl, Syll. II ⁴⁹, Wt. II ⁴⁸⁶.

Campanula rotundifolia. F. Lundeberg (^{14/7} 83 Johanson).

1008. **Leptosphaeria vagabunda** Sacc., Syll. II ³¹, Wt. II ⁴⁶⁵.

Rostrup considers it parasitical (R 96 b, 02 a ⁴⁷³, 06 l) and makes it responsible for the fading away of a number of bushes of *Ribes grossularia*.

Ribes grossularia. S. Eriksholm (^{30/2} 96 Tjørnelund). *Lonicera periclymenum*. J. Krabbesholm Skov!.

1009. **Leptosphaeria sambuci** Fautrey, Syll. XI ³²².

Sambucus racemosa. S. Charlottenlund.

1010. **Leptosphaeria dumetorum** Niessl, Syll. II ¹⁵, Wt. II ⁴⁶¹.

On dead stems of *Cirsium arvense*. L. Stensgaard, July.

1011. **Leptosphaeria dolioloïdes** (Awd.) Karsten, Syll. II ⁴⁴, Wt. II ⁴⁸³, Syn: *Lept. Thielensii* (West.) Sacc., Syll. II ⁴⁶, *Lept. conii* R 05 b ³¹¹.

Centaurea jacea. S. Dronninggaard (June 91 O. R.). *Tanacetum vulgare*. S. Tisvilde, Hørsholm!, Køge (R 05 b ³¹¹ not "Conium").

1012. **Leptosphaeria helminthospora** Ces. & de Not., Syll. II ³³, Wt. II ⁴⁷⁹.

Artemisia campestris. S. Hornbæk, Tisvilde (June 98).

1013. **Leptosphaeria derasa** (B. & Br.) Awd., Syll. II ⁴¹, Wt. II ⁴⁸¹.

Senecio Jacobaea. J. Aarhus (P. L.).

1014. **Leptosphaeria planiuscula** (Riess) Ces. & de Not., Syll. II ³², Wt. II ⁴⁷⁴.

Solidago virgaurea. J. Viborg!; Fænø. *Achillea millefolium*. S. Flaskekroen (O. R.).

1015. **Leptosphaeria modesta** (Desm.) Awd., Syll. II ³⁹, Wt. II ⁴⁷¹.
Solidago virgaurea. J. Boller Krat near Viborg (11/9 06!).

1016. **Leptosphaeria ogilviensis** (B. & Br.) Ces. & de Not., Syll. II ³⁴, Wt. II ⁴⁷⁶, Syn: *Phaeoderris rubellula* (Desm.) v. Höhnel (07 c).
On dead stems of *Arnica montana*. J. Tolne Bakker (23/7 02!).

Ophiobolus.

The conidial forms corresponding to the species of *Ophiobolus* have been very little examined as yet. Mangin (99) says — dubiously however — that *Ophiobolus graminis* corresponds to *Coniothyrium rhizophilum*, and *Ophiobolus herpotrichus* is stated to correspond to *Hendersonia herpotricha*.

Saccardo supposes that two different conidial forms, *Phoma rudis* and *Septoria rudis*, belong to *Ophiobolus rudis*, and other observations (Tul. Carp. II ²⁵⁷) might also imply this.

1017. **Ophiobolus herpotrichus** (Fries) Sacc., Syll. II ³⁵², Wt. II ⁵²⁴, Syn: *Sphaeria herp.* Fries S. M. II ⁵⁰⁴, *Ophiobolus graminis* Sacc., Syll. II ³⁴⁹, Wt. II ⁵²³, Fodsyge, Hvededræbersvamp (M. L. M. 10 ³¹⁰ & Juni 10.), Lit: R 02 a ⁴⁷⁴, Mangin 99 c. icon.

Its perithecia are common in autumn on the lower part of leaves of grass and on stubble of the cereals. It attacks the gramineae in summer causing the straws to break at the base (see R 00 a). Especially in the year 1909 this fungus caused great damage; on later investigations it has, however, been proved that this fungus might not be responsible for the whole damage, probably species of *Fusarium* have been more guilty. The perithecia does not ripen until spring. Mangin supposes *Coniosporium rhizophilum* (Preuss) Sacc. to be the conidial fructification of this species.

Very common on *Hordeum sativum*, *Triticum sativum* & *repens*, rare on *Secale cereale*.

1018. **Ophiobolus culmorum** (Crouan) Sacc., Syll. II ³⁵⁰.

Bromus Benekeni (hosp. nov.). S. Dronninggaard (June 91 O. R.).

1019. **Ophiobolus erythrosporus** (Riess) Wt. II ⁵²⁵, Syn: *Oph. urticae* Sacc., Syll. II ³³⁸.

On dead stems of *Urtica dioeca*.

Schumacher has found it in Seeland. Specimens are still contained in his

THIS PAGE IS LOCKED TO FREE MEMBERS

Purchase full membership to immediately unlock this page

Know Your Bible

Forgotten Books' Full Membership provides unlimited access to more than 28,000 volumes of Christian literature for \$8.99/month

HOLY BIBLE

Continue

*Fair use policy applies

Pyrenophora.

1030. **Pyrenophora phaeocomes** (Fries) Fuckel, Syll. II ²⁷⁸, Wt. II ⁵²¹, Syn: *Sphaeria phaeoc.* Reb., Fries S. M. II ⁵¹⁵.

June. In dead leaves of *Holcus mollis*. J. Sødal!, Rindsholm (^{26/8} 85).

1031. **Pyrenophora relicina** Fuckel, Syll. II ²⁷⁸, Wt. II ⁵²⁰.

Dactylis glomerata. J. Skive!. *Secale cereale*. J. Hald!, Nebsager (O. R.); F. Skaarup. *Briza media* (hosp. nov.). F. Klingstrup Mose (^{26/9} 82).

1032. **Pyrenophora calvescens** (Fries) Sacc., Syll. II ²⁷⁹, Syn: *Sphaeria calv.* Fries Sclerom. Suec. no 401.

Cakile maritima. S. Køge.

Pleospora.

The conidial forms of fructification corresponding to the species of Pleospora are — as is also the case with the genus of Leptosphaeria — to be sought in many different formgenera of fungi imperfecti; still, the greater part seem to belong to Dematiaceae if we are justified in drawing conclusions from the few examples which are as yet known:

Pleospora petiolorum	corresp. to	Phoma petiolorum (conf. Fuckel).
— penicillus	—	— penicillatum (conf. Fuckel).
— albicans	—	Phomopsis albicans (see Prillieux 96 ⁸²).
— dianthi	—	Ascochyta dianthi (Fuckel).
— Passeriniana	—	Camarosporium poterii.
— microspora	—	— microsporum (Syll. II ²⁶⁵).
— avenae	—	Helminthosporium avenae (see Diedicke 03).
— bromi	—	bromi (see Diedicke 03).
— graminea	—	gram. (see Died. 03 & Noack 05).
— teres	—	teres (see Died. 03 & Noack 05).
— herniariae	—	herniariae (see Fuckel).
— trichostoma	—	Alternaria trichostoma (see Diedicke & Noack).
— infectoria	—	— tenuis (see Berlese 00 ¹¹).
— pellita	—	Dendryphium penicillatum (Tul. Carp. II ²⁶⁸).

Pleospora calvescens	corresp. to	Dendryphium comosum	(Tul.).
—	conglutinata	—	Clasterosporium glomerulosum (see Höhn. 09).
—	scirpicola	—	—
—	putrefasciens	—	—
—	hesperidearum	—	Sporodesmium piriforme.
—	herbarum	—	Macrosporium commune (Brefeld).

1033. **Pleospora lycopodii** spec. nov. See tab. IV fig. 44.

Peritheciis in matrice sparsis, subglobosis, glabris, 250 μ diam., depressis, atris, coriaceis, obtuse papillatis; ascis cylindraceo-clavatis, crasse tunicatis, brevissime stipitatis, 72—76 μ \times 16—18 μ , octosporis, aparaphysatis; sporidiis distichis, ellipsoideis, horizontaliter 3—5-septatis, verticaliter imperfecte 1-septatis, ad septa constrictis, 24—26 μ \times 7—9 μ , melleo-fuligineis. Quoque adest st. pycnid. Coniothyrium sistens; sporidiis 3—4 μ diam.

In dead leaves and stems of *Lycopodium clavatum*. B. Nexø (3/7 85).

1034. **Pleospora maritima** Rehm, Syll. XIV⁶⁰⁰.

Peritheciis majusculis, 360—400 μ diam., collabescendo concavis; ascis clavatis 160 μ \times 28—32 μ ; sporidiis flavis 36—46 μ \times 15—17 μ , 5—7 septatis, in longitudine 1-septatis, strato gelatinoso obvolutis.

On dead stems of *Triglochin maritimum*, Am. Kastrup (2/5 11!).

1035. **Pleospora triglochinis** Har. & Bres. Syll. IX⁸⁷⁸, ? Syn: Pl. Dietziana Hazsl., Syll. XIV⁶⁰⁰.

On dead stems of *Triglochin palustre*. F. Svenborg; S. Ordrup Mose (O. R.), Hvalsø.

1036. **Pleospora rubicunda** Niessl, Syll. II²⁵², Wt. II⁵⁰⁷.

Juncus effusus. S. Gammelose (R 06 cc).

1037. **Pleospora scirpicola** (Fries) Karsten, Syll. II²⁶⁵, Wt. II⁴⁹⁶, *Sphaeria scirp.* Fries S. M. II⁵¹⁰.

On dead stems of *Scirpus lacustris*. S. Sjælsø (O. R.), Ermelunden (V. Sarauw), Utterslev Mose (O. R.), Roskilde (Thomsen), Tjustrup Sø.

1038. **Pleospora vagans** Niessl, Syll. II²⁶⁷, Wt. II⁴⁹⁵.

Scirpus lacustris. S. Lystrup!. *Carex hirta*. ("var: arenaria Niessl"). S. Hornbæk Plantage. *Bromus Benekeni*. S. Dronninggaard (O. R.). *Dactylis glomerata*. J. Nebsager (O. R.); S. Tokkekøb Hegn (O. R.), Eskemose (O. R.), Aasevang (O. R.). *Calamagrostis arundinacea*. J. Silkeborg (13/9 85). *Calamagrostis epigejos* ("var: pusilla Niessl"). J. Tolne!. *Cynosurus cristatus* (hosp. nov.). J. Fredrikshavn (V. S.). *Hordeum arenarium* ("var: arenaria Niessl"). J. Hvidbjerg; S. Tisvilde (R 99 a²⁷⁶), Køge.

1039. **Pleospora punctiformis** Niessl. Syll. II ²⁷¹, Wt. II ⁴⁹⁹.
On straws. S. Flaskekroen (O. R. May 03).
1040. **Pleospora discors** (Mont.) Ces. & de Not., Syll. II ²⁷⁰, Wt. II ⁴⁹⁸.
Peritheciis 400 μ diam.; ascis cylindraceo-clavatis 116—144 μ \times 28—36 μ ; sporidiis utrinque obtusis, transversim 7-septatis, medio constrictis, longitudinaliter 1—3 sept., 36—40 μ \times 14—16 μ , fusco-melleis, strato gelatinoso obvolutis.
On dead leaves and stems of *Koeleria glauca* (hosp. nov.). J. Tversted Plantage. *Festuca duriuscula*. F. Kerteminde. *Hierochloa odorata* (hosp. nov.) S. Ordrup Mose (May 1854 Joh. Lge).
1041. **Pleospora pyrenophoroides** Sacc., Syll. II ²⁶⁷.
On dead leaves of *Phleum arenarium*. S. Lynæs (^{30/7} 90).
1042. **Pleospora abscondita** Sacc. & Roum., Syll. II ²⁷⁰, Wt. II ⁴⁹⁹.
Arundo phragmites. S. Orholm (June 91 O. R.).
1043. **Pleospora typhicola** (Cooke) Sacc., Syll. II ²⁶⁴, Wt. II ⁴⁹⁵.
Hordeum arenarium. S. Jægerkroen (^{10/6} 11!).
1044. **Pleospora microspora** Niessl, Syll. II ²⁶⁴, Wt. II ⁴⁹⁷.
Ascis clavatis 80—100 μ \times 10—12 μ ; sporidiis oblique monostichis, 5-septatis, in longitudine imperfecte uniseptatis, 16—20 μ \times 8—8,5 μ .
Avena sativa. J. Krabbesholm Mark (^{4/5} 01!).
1045. **Pleospora typhicola** (Cooke) Sacc., Syll. II ²⁶⁴, Wt. II ⁴⁹⁵.
On dead leaves of *Typha latifolia*. F. Aabymark (^{23/7} 83).
1046. **Pleospora infectoria** Fuckel, Syll. II ²⁶⁵, Wt. II ⁴⁹⁶.
Dactylis glomerata. J. Stensballegaard!; F. Skaarup (^{11/4} 70); S. Utterslev Mose (O. R.). *Festuca arundinacea*. S. Flaskekroen (O. R.). *Molinia coerulea*. J. Utoft Plantage. *Calamagrostis arenaria*. J. Lønstrup; S. Tisvilde (R 99 a ²⁷⁵). *Hordeum sativum*. F. Skaarup. *Secale cereale*. J. Blokhus (Gad), Horsens!; S. Orsløv (P. N.). *Triticum sativum*. L. Stensgaard. *Triticum caninum* (hosp. nov.). J. Gaardbosø.
1047. **Pleospora vulgaris** Niessl, Syll. II ²⁴³, Wt. II ⁵⁰².
Cynosurus cristatus. J. Viborg!. *Dianthus caryophyllus*. S. Landbohøjskolens Have. *Saponaria officinalis*. S. Salsbjerggaard. *Eryngium maritimum*. Læsø! *Ribes grossularia*. F. Odense (Ibsen); S. Stavnsholt!. *Solanum tuberosum*. J. Horsens. *Limonium vulgare*. S. Skelskør (Exc. ^{23/6} 07). *Sonchus paluster*. F. Bjørnemose. *Gnaphalium arenarium*. S. Hornbæk. *Hypochaeris radicata*. J. Horsens!.
1048. **Pleospora media** Niessl, Syll. II ²⁴⁴, Wt. II ⁵⁰³.
Arabis hirsuta, J. Tannishus! *Centaurea scabiosa*. S. Helene Kilde.

THIS PAGE IS LOCKED TO FREE MEMBERS
Purchase full membership to immediately unlock this page



Never be without a book!

Forgotten Books Full Membership gives universal access to 797,885 books from our apps and website, across all your devices: tablet, phone, e-reader, laptop and desktop computer

A library in your pocket for \$8.99/month

Continue

*Fair usage policy applies

1059. **Pleospora Gilletiana** Sacc., Syll. II ²⁵⁶.

Sarothamnus scoparius. J. Gjøddinggaard. *Ulex europaeus*. J. Gaardbogaard, Linaa Vesterskov; F. Vresen.

Massariaceae.

Massaria.

As to the species of *Massaria* the corresponding forms of conidial fructification which are often associated with the ascigerous stage are known with almost absolute certainty. They are classified under the dark-spored *Sphaerioideae* or under the dark-spored *Melanconieae*.

Massaria macrospora corresp. to *Diplodia faginea*.

Massariella vibratilis — — *cerasorum* (Fuckel).

Massaria ulmi — *Macrophoma ulmi* & *Macrodiplodia ulmi*.

Massariella Curreyi — *Sphaeropsis olivacea* & *Macrodiplodia Curreyi*.

Massaria hirta — *Chaetodiplodia hirta* & *Hendersonia hirta*.

— *carpini* — *Hendersonia carpini* (Fuckel).

— *carpinicola* — *carpinicola*.

— *platani* — *Desmazierii* (Wt. II ⁵⁴⁸).

— *loricata* — *piriformis*.

— *foedans* — *ulmi*.

Pleomassaria siparia — *Prosthemium betulinum* (Tul. & Bref.).

— *varians* — *Camarosporium lycii*.

Massaria loricata — *Stilbospora Kickxii*.

— *macrosperma* — *Scolecospodium fagi*.

— *marginata* — *Monochaetia seiridioides* (Fuckel).

— *pupula* — *Steganosporium piriforme* (Tul. Carp. II ²²⁵).

— *Niessliana* — *Fautreyi*.

argus — *muricatum* (Syn: *Hendersonia polycystis* see Tul. Carp. II ²²⁷).

1060. **Massaria argus** (B. & Br.) Fresenius, Syll. II ⁷, Wt. II ⁵⁴⁵.

Alnus glutinosa. S. Sorø Philosophgang (9/4 82 V. Sarauw).

1061. **Massaria foedans** (Fries) Fuckel, Syll. II ², Wt. II ⁵⁴³, Syn: *Sphaeria* f. Fries S. M. II ⁴⁸⁰.

Ulmus. S. Sorø Philosophgang (9/4 82 V. Sarauw) *Populus*. J. Constantinsborg (F. & W. 09 ³¹⁵).

1062. **Massaria macrospora** (Desm.) Sacc., Syll. II ¹⁰.
Fagus silvatica. J. Krabbesholm Skov!, Aarhus (P. L.); F. Klingstrup Stor-
 skov; S. Dyrehaven (⁴/₂ 82 V. Sarauw).
1063. **Massaria loricata** Tul., Syll. II ³, Wt. II ⁵⁴³, Syn: *Mas. fagi*
 Fuckel, Syll. II ⁶.
Fagus silvatica. S. Dyrehaven (²⁰/₃ 82 V. Sarauw).
1064. **Massaria eburnea** Tul., Wt. II ⁵⁴⁰ c. icon., Syn: *Massarina eb.*
 Sacc., Syll. II ¹⁵³.
Fagus silvatica. S. Ruderhegn. May.
1065. **Massaria pupula** (Fries) Tul., Syll. II ³, Wt. II ⁵⁴⁴ c. icon.,
 Syn: *Sphaeria pup.* Fries S. M. II ⁴⁸⁴.
 On twigs of *Acer pseudoplatanus*. S. København (⁸/₃ 82 V. Sarauw).
1066. **Massaria conspurcata** (Wallr.) Sacc., Syll. II ⁷⁸² & IX ⁷⁶⁰,
 Wt. II ⁵⁵¹, Syn: ? *Sphaeria favacea* ^β *conspurcata* Fries S. M. II ³⁵⁵.
 On corticated branches of *Prunus padus*. J. Aarhus (April 05 & March 06
 P. L.).

Massariella.

1067. **Massariella bufonia** (B. & Br.) Speg., Syll. I ⁷¹⁶, Wt. II ⁵³⁸.
 On branches of *Quercus robur*. J. Marselisborg Skov (³⁰/₁₂ 07, F. & W. 09 ³¹⁵).
1068. **Massariella Curreyi** (Tul.) Sacc., Syll. I ⁷¹⁷, Wt. II ⁵³⁹.
 On branches of *Tilia europaea*. J. Fredrikshavn!; F. Skaarup.
1069. **Massariella vibratilis** (Fuckel) Sacc., Syll. I ⁷¹⁶, Wt. II ⁵³⁸ c.
 icon.
Cerasus avium. J. Moesgaard near Aarhus (³/₁ 09, F. & W. 09 ³¹⁵).

Pleomassaria.

1070. **Pleomassaria siparia** (B. & Br.) Tul., Syll. II ²³⁹, Wt. II ⁵⁵³.
Betula verrucosa. J. Constantinsborg (²⁷/₁₂ 07, F. & W. 09 ³¹⁶).
1071. **Pleomassaria rhodostoma** (Fries) Wt. II ⁵⁵² c. icon., Syn:
Sphaeria rhod. Fries S. M. II ⁵⁵², *Karstenula rhod.* Sacc., Syll. II ²⁴⁰.
Rhamnus cathartica. S. Charlottenlund (²⁹/₁ 82 V. Sarauw).

Gnomoniaceae.

Most species of Gnomoniaceae and Clypeosphaeriaceae are of great mutual congruity as far as concerns structure and also in biological respect. The greater part of them produce a conidial form of the type

of *Gloeosporium*. According to Plowright's experiments (79) *Mamiania fimbriata* sometimes seems to propagate by its ascospores only. There are however three species excepted from this rule viz:

Gnomonia erythrostoma corresp. *Septoria pallens* (Frank & Bref. X).
Phomatospora Berkeleyi — *Phoma Berkeleyi* (Saccardo).
Anthostomella lugubris — *Sphaeropsis lugubris* (Saccardo)

but all other better examined species correspond to forms of *Melanconieae* or *Leptostromaceae*.

<i>Cryptoderis propinqua</i>	corresp.	<i>Gloeosporium propinquum</i>	(Vleugel 11 ³²⁹).
— <i>bottnica</i>	—	— <i>bottnicum</i>	(Vleugel 11 ³²⁷).
<i>Mamiania fimbriata</i>	—	— <i>carpini</i> .	
— <i>coryli</i>	—	<i>Leptothyrium corylinum</i> .	
<i>Sphaerognomonia carpinea</i>	—	<i>Gloeosporium Robergii</i>	(see Jaap 10 b ¹⁴⁶).
<i>Gnomonia leptostyla</i>	—	— <i>juglandis</i> & <i>Marssonina juglandis</i> .	
— <i>vulgaris</i>	—	— <i>coryli</i> .	
— <i>tubiformis</i>	—	— <i>cylindrospermum</i>	(see Klebahn 08 b).
— <i>veneta</i>	—	— <i>nervisequum</i>	(see Klebahn).
— <i>setacea</i> f. <i>alni</i>	—	— <i>suecicum</i>	(see Vleugel 11 ³³⁰).
— <i>setacea</i>	—	<i>Discosia clypeata</i> .	
— <i>cerastis</i>	—	<i>Gloeosporium</i> sp.	(see Bref. X ²³⁴).
— <i>padicola</i>	—	— <i>padi</i>	(see Kleb. 08 b & Potebnia).
— <i>rosae</i>	—	<i>Marssonina rosae</i>	(see Jaap 10 b ¹⁴⁵).
— <i>tubiformis</i>	—	<i>Gloeosporium alneum</i> .	
<i>Hypospila groenlandica</i>	—	— <i>Vleugelianum</i>	(see Vleugel 11 ³⁴⁵).
<i>Linospora ceuthocarpa</i>	—	— <i>tremulae</i> .	
— <i>caprea</i>	—	— <i>Septogloeum salicinum</i> .	

Phomatospora.

1072. ***Phomatospora therophila*** (Desm.) Sacc., Syll. I⁴³³, Wt. II⁵⁷⁴.
 On dead stems of *Juncus effusus*. S. Lersøen (Aug. 08 O. R.).

1073. ***Phomatospora arenaria*** Sacc. Bom. Rouss., Syll. XI²⁹¹. See tab. IV figg. 45—46.

THIS PAGE IS LOCKED TO FREE MEMBERS

Purchase full membership to immediately unlock this page

Know Your Bible

Forgotten Books' Full Membership provides unlimited access to more than 28,000 volumes of Christian literature for \$8.99/month

**HOLY
BIBLE**

Continue

*Fair use policy applies

Sphaerognomonia.

1080. **Sphaerognomonia carpinea** (Fries) Potebnia 10⁵⁴ c. icon., Syn: *Sphaeria carp.* Fries S. M. II⁵²³, *Laestadia carp.* Sacc., Syll. I⁴²⁶, Wt. II³⁹⁸.

Its conidial stage is *Gloeosporium Robergei* Desm. (see Potebnia).

On dead leaves of *Carpinus betulus*. J. Skovby!, Egebjerg!; F. Klingstrup (10/12 76).

Gnomonia.

1081. **Gnomonia salicella** (Fries) Schroeter, Syn: *Sphaeria sal.* Fries S. M. II³⁷⁷, *Cryptospora sal.* Fuckel, R 80 a¹⁹⁶, *Diaporthe sal.* Sacc., Syll. I⁶²², Wt. II⁶⁴⁹.

Very common on twigs of *Salix caprea*. J. Fredrikshavn!; F. Klingstrup, Skaarup; S. Ermelunden (Sarauw). *Salix pentandra*. S. Lyngby!. *Salix alba*. S. Damhussøen!. *Salix alba* × *amygdalina*. S. Søborg (Exc. June 84). *Salix viminalis*. J. Viborg!.

1082. **Gnomonia conformis** (Berk. & Br.) F. & W. 09³¹³, Syn: *Sphaeria conf.* B. & Br., *Metasphaeria conf.* Sacc., Syll. IX⁸³⁴, *Calosphaeria alnicola* Ell. & Ev., Syll. IX⁴⁴⁸, *Massarina aln.* Berlese 94¹¹⁸ c. icon.

On twigs of *Alnus glutinosa* in company with the somewhat smaller *Ditopella ditopa*. J. Aarhus (08 P. L.); S. Lyngby (F. & W.).

1083. **Gnomonia leptostyla** (Fries) Ces. & de Not., Syll. I⁵⁶⁸, Wt. II⁵⁸⁰, R 02 a⁴⁷⁸.

On fallen leaves of *Juglans regia*, October—April. Common.

1084. **Gnomonia cerastis** (Riess) Ces. & de Not., Syll. I⁵⁶⁹, Wt. II⁵⁸³.

Acer pseudoplatanus. J. Skive!, Viborg; S. Fredriksdal (Oct. '91 O. R.), surely not uncommon.

1085. **Gnomonia veneta** (Sacc.) Klebahn 05, Syn: *Laestadia ven.* Sacc., Syll. I⁴²².

It has not yet been found in Denmark; as, however, its conidial stage is very common it is to be supposed that the ascigerous stage is also common on fallen leaves.

1086. **Gnomonia depressula** Karsten, Syll. I⁵⁶².

Rubus idaeus. S. Skelskør (8/6 09!).

1087. **Gnomonia erythrostoma** (Fries) Awd., Syll. I⁵⁶⁶, Wt. II⁵⁸⁶, Syn: *Sphaeria eryt.* Pers., Fries S. M. II⁵²¹, Lit: Frank 96⁴⁴⁸ c. icon.

Prunus avium. F. (R 93 o¹⁷ & 02 a⁴⁷⁸).

Gnomoniella.

1088. **Gnomoniella tubiformis** (Fries) Sacc., Syll. I ⁴¹³, Syn: *Sphaeria tub.* Fries S. M. II ⁵¹⁶, *Gnomonia tub.* Awd., R 80 a ¹⁸⁹ & 02 a ⁴⁷⁹.

Common on fallen leaves of *Alnus glutinosa*, March–April, also found on *Alnus incana*.

1089. **Gnomoniella vulgaris** (Ces. & de Not.) Sacc., Syll. I ⁴¹⁶, *Gnomonia vulg.* Ces. & de Not., Wt. II ⁵⁸³, *Sphaeria gnomon* Fries S. M. II ⁵¹⁷.

On fallen leaves of *Corylus avellana*. J. Krabbesholm Skov!, Rindsholm (Gad); F. Skaarup (May 74).

1090. **Gnomoniella devexa** (Desm.) Sacc., Syll. I ⁴¹⁷, Syn: *Gnomoniella dev.* Awd., Wt. II ⁵⁸⁴.

On dead stems of *Polygonum aviculare*. F. Klingstrup. *Polygonum nodosum*. J. Batum (! Exs. Vgr. no 992).

1091. **Gnomoniella lugubris** (Karsten) Sacc., Syll. I ⁴¹⁵.

On dead leaves of *Comarum palustre*. F. Skaarup.

1092. **Gnomoniella comari** (Karsten) Sacc., Syll. I ⁴¹⁵.

Asci 30–39 μ \times 6–7 μ ; spor. 6–8 μ \times 2,5–3,5 μ .

On stems of *Comarum palustre*. S. Gammelmose (^{29/6} 05 O. R.).

Clypeosphaeriaceae.

Anthostomella.

1093. **Anthostomella conorum** (Fuckel) Sacc., Syll. I ²⁸³, Wt. II ⁵⁶⁰.

Asci cylindricis 110–120 μ \times 9–10 μ octosporis; sporidiis oblique monostichis, ellipsoideo–ovatis, semiopacis 13–14 μ \times 6–8 μ .

It is very much like a *Rosellinia*, and it is rather probable that it is the same as described by Ørsted as *Pleosporopsis* (see pag. 191); it is impossible to ascertain whether his pictures are to represent the present species or *Rosellinia obliquata*. It is certainly not impossible that they should be identical. Hitherto it has only been found on the cones, but, no doubt, the specimens contained in Rostrup's herbarium on leaves belong to the same species.

Pinus australis. J. Gaardbogaard on cones (O. R.); S. Tisvilde on fallen leaves (^{23/6} 82).

1094. **Anthostomella tumulosa** (Rob. & Desm.) Sacc., Syll. I ²⁸², Wt. II ⁵⁵⁹.

Eriophorum vaginatum. S. Lyngby Mose (April 89).

1095. **Anthostomella ammophila** (Ph. & Pl.) Sacc., Syll. I ⁷⁶³ & IX ⁵¹³.

Ascis cylindraceis 75–80 μ \times 7–8 μ ; sporidiis monostichis, ovatis, 10–11 μ \times 5–6 μ , utrinque appendiculatis.

Hordeum arenarium. S. Tisvilde (July 98).

1096. **Anthostomella lugubris** (Rob. & Desm.) Sacc., Syll. I ²⁷⁸, Wt. II ⁵⁵⁸.

Ascis 65–90 μ \times 11–15 μ ; sporidiis 20–25 μ \times 9–11 μ , guttulatis.

Hordeum arenarium. J. Skagen (F. K. R.), Tannishus!, Strandby; S. Tisvilde.

Hypospila.

1097. **Hypospila pustula** (Fries) Karsten, Syll. II ¹⁸⁹, Wt. II ⁵⁶⁴, Syn: *Phoma pust.* Fries S. M. II ⁵⁴⁷.

On fallen leaves of *Quercus robur* common, noticed from: J. Hald Egeskov!, Klokkedalen!; F. Bjørnemose (^{30/4} 74); S. Jonstrup Vang (O. R.), Geelskov (O. R.). *Quercus rubra*. J. Boller!.

1098. **Hypospila bifrons** Fries S. V. ⁴²¹, Syll. II ¹⁹⁰, Wt. II ⁵⁶⁵, Syn: *Sphaeria bif.* de Cand., Fries S. M. II ⁴³⁸.

On dead leaves of *Quercus robur* & *sessiliflora*. J. Hald Egeskov (! ^{31/3} 03–April 04 Exs. Vgr. no 916).

Linospora.

1099. **Linospora caprea** (Fries) Fuckel, Syll. II ³⁵⁴, Wt. II ⁵⁶⁷, Syn: *Sphaeria cap.* de Cand., Fries S. M. II ⁵¹⁷, *Phoma saligna* Fries S. M. II ⁵⁴⁶, Sort Buleplet (H. 37 ⁸⁷²).

On fallen leaves of *Salix caprea*, common, March–July. *Salix caprea* \times *viminalis*. J. Undallslund!. *Salix aurita*. J. Viborg!.

1100. **Linospora ceutocarpa** (Fries)!, Syn: *Sphaeria ceut.* Fries S. M. II ⁴³⁹, *Xyloma punctiforme* Schum. no 1355, *Linospora tremulae* Morth., Syll. II ³⁵⁵, *Lin. populina* (Pers.) Schroeter, Syll. II ³⁵⁷, Wt. II ⁵⁶⁸.

Very common on fallen leaves of *Populus tremula*. April–July. J. & S. (Exs. Rehm no 1909).

Valsaceae.

Anthostoma.

1101. **Anthostoma microsporum** (Karsten) Wt., Syll. I ³⁰⁷, Wt. II ⁷⁵⁹.

Alnus incana. S. Aasevang (May 91 O. R., again 1907! Exs. Rehm no 1478 b), Skjoldnæsholm (Sept. 86 O. R.).

THIS PAGE IS LOCKED TO FREE MEMBERS
Purchase full membership to immediately unlock this page



Never be without a book!

Forgotten Books Full Membership gives universal access to 797,885 books from our apps and website, across all your devices: tablet, phone, e-reader, laptop and desktop computer

A library in your pocket for \$8.99/month

Continue

*Fair usage policy applies

1105. **Valsa Friesii** (Duby) Fuckel, Syll. I ¹¹⁸, Wt. II ⁷²¹.
Abies alba, common, noticed from S. & F.
1106. **Valsa Curreyi** Nke., Syll. I ¹³², Wt. II ⁷²⁰.
Larix decidua. S. Øvrerød. October.
1107. **Valsa strobis** Passer., Syll. I ¹⁴⁰.
Pinus strobus. S. Ruderhegn. May.
1108. **Valsa pini** Fries S. V. ⁴¹², Syll. I ¹¹³, Wt. II ⁷⁰⁹, Syn: *Sphaeria pini* Fries S. M. II ³⁹⁷.
Pinus strobus. S. Geelskov (¹²/₂ 92 O. R.).
1109. **Valsa ambiens** Fries S. V. ⁴¹², Syll. I ¹³¹, Wt. II ⁷²⁹, Syn: *Sphaeria amb.* Pers., Fries S. M. II ⁴⁰³, Fl. D. tab. 2039 fig. 1, *Sphaeria sphinctrina* Fries S. M. II ⁴⁰⁰, Wt. II ⁷²⁹, *Sphaeria capsularis* Fries S. M. II ⁴⁰², *Calospora caps.* Sacc., Syll. II ²³², *Sphaeria mixta* Schum. no 1313, Udbredt Støvkugle (H. 37 ⁸⁶²).
Alnus glutinosa. F. Skaarup. *Corylus avellana*. J. Krabbesholm Skov!. *Fagus silvatica*. J. Boller; S. Krogenborg Hegn, Geelskov, Charlottenlund. *Crataegus* very common. *Pirus communis*. S. København!. *Pirus malus silvestris*. F. Brændeskov; S. Sorø (Sarauw).
1110. **Valsa translucens** de Not., Syll. I ¹⁴², Wt. II ⁷³⁷.
Salix daphnoides. S. Lersøen (³⁰/₅ 96).
1111. **Valsa salicina** Fries S. V. ⁴¹², Syll. I ¹³¹, Wt. II ⁷²⁸, R 80 a ¹⁹⁷, Syn: *Sphaeria sal.* Fries S. M. II ⁴⁰¹.
Very common from December—July on twigs of *Salix caprea*, *alba*, *daphnoides*, *pentandra* etc.
1112. **Valsa lata** (Fries) Nke., Wt. II ⁶⁸¹, Syn: *Sphaeria lata* Persoon, Fries S. M. II ³⁶⁹, *Eutypa lata* Tul., Syll. I ¹⁷⁰, Lit: Romell 92.
Salix cinerea. S. Lyngby!. *Liriodendron tulipifera*. S. Dronninggaard (¹⁵/₆ 96).
1113. **Valsa germanica** Nke., Syll. I ¹³³, Wt. II ⁷³¹.
Salix amygdalina. S. Lersøen (August 90 O. R.).
1114. **Valsa Auerswaldii** Nke., Syll. I ¹³⁸, Wt. II ⁷³⁵.
Salix cinerea. S. Geelskov (⁶/₉ 91 O. R.). *Fagus silvatica*. S. Geelskov (O. R.).
1115. **Valsa dolosa** (Fries) Nke., Syll. I ¹³⁶, Wt. II ⁷²⁰, Syn: *Sphaeria dol.* Fries S. M. II ⁴⁰⁵.
Salix caprea. S. Ruderhegn (April 91 O. R.).
1116. **Valsa populina** Winter II ⁶⁹⁴ (not. V. pop. Fuckel), Syn: *Cryptosphaeria pop.* Sacc., Syll. I ¹⁸³, *Sphaeria corticis* Fries S. M. II ⁴⁸¹, not *Valsa cort.* Tul.
Populus candicans. S. Dronninggaard (O. R.), Vanløse.

1117. **Valsa sparsa** (Romell)!, Syn: *Eutypa sparsa* Romell 92, *Valsa eutypa* (Ach.) Nke. partim.

On decorticated branches of *Populus*. F. L.

1118. **Valsa nivea** Fries S. V. 411, Syll. I 137, Wt. II 734, Syn: *Sphaeria nivea* Hoffm., Fries S. M. II 386.

Very common on twigs of *Populus tremula*, *candicans*, *angulata*, *deltoides*.

1119. **Valsa horrida** Nke., Syll. I 117, Wt. II 705, Syn: *Sphaeria hystrix* Schum. no 1335 (not *Sphaeria hystrix* Tode).

Betula. S. (specimens in Schumacher's herbarium).

1120. **Valsa Fuckelii** Nke., Syll. I 112, Wt. II 714.

Corylus avellana. J. Rindsholm!; S. Geelskov (Febr. 92 O. R.), København (O. W.).

1121. **Valsa flavovirens** (Fries) Nke., Syn: *Sphaeria flav.* Fries S. M. II 357, *Eutypa flav.* Tul., R 80 a 179, *Valsa flavovirescens* (Hoffm.) Wt. II 680, *Eutypa flav.* Sacc., Syll. I 172, Gulgrøn Sporekugle (R 69 73).

Common on dead wood and branches of many species of trees and bushes, noticed on *Fagus silvatica*, *Betula*, *Corylus*, *Prunus spinosa*, *Ribes nigrum* etc.

1122. **Valsa spinosa** (Fries) Nke., Wt. II 672, Syn: *Sphaeria spin.* Pers., Fries S. M. II 672, *Eutypa spin.* Tul., Syll. I 169, Tornet Støvkugle (H 37 859).

It is not this species which Rostrup delineates and describes (02 a 475) under this name; see *Radulum aterrimum*.

Fagus silvatica. S. Ermelunden (March 81 V. Sarauw); Falst. Egevænget (Exc. 5/6 1911).

1123. **Valsa scabrosa** (Fries) Nke., Wt. II 679, Syn: *Eutypa scab.* Fuckel, Syll. I 171, *Sphaeria scab.* Bulliard, Fries S. M. II 360, Ujævn Støvkugle (H 37 859).

Fagus silvatica. F. Skaarup; S. Dyrehaven (O. R.), Fred. VII's Anlæg (Rüt-zou).

1124. **Valsa grandis** Nke., Wt. II 696, *Eutypella gran.* Sacc., Syll. I 152, *Diatrype gran.* Berlese 05 88.

On dead branches of *Quercus robur*. J. Krabbesholm Skov (29/4 04!), Non Mølle (! Exs. Vgr.).

1125. **Valsa pustulata** Awd., Syll. I 135, Wt. II 727.

Fagus silvatica. J. Constantinsborg (O. W.); F. (Lyman); S. Ruderhegn (O. R.), Charlottenlund (Jan. 84 V. Sarauw).

1126. **Valsa eutypa** (Fries) Nke. partim, Wt. II 674, Syn: *Sphaeria eutypa* Fries S. M. II 478, *Eutypa Acharii* Tul., Syll. I 162.

Lars Romell has stated (92) that *Valsa eutypa* Nke. is to be divided into two different species: *Valsa eutypa* on *Acer* and *Fagus* and *Valsa sparsa* on *Populus*.

Fagus silvatica. L. Stenskoven (Aug. 05). *Acer pseudoplatanus*. S. Hareskoven!.

1127. ***Valsa stellulata*** Fries S. V. ⁴¹¹, Wt. II ⁷⁰⁰, Syn: *Sphaeria stel.* Fries S. M. II ³⁸⁰, *Eutypella stel.* Sacc., Syll. I ¹⁴⁹.

Ulmus montana. J. Frederikshavn!; S. Charlottenlund (Sarauw), Søndermarken, Sorø (April 80 Sarauw), Slagelse!.

1128. ***Valsa prunastri*** Fries S. V., Wt. II ⁷⁰⁰, Syn: *Sphaeria prun.* Pers., Fries S. M. II ³⁸⁰, *Eutypella prun.* Sacc., Syll. I ¹⁴⁷, Slaaens Støv-kugle (H. 37 ⁸⁶⁰).

Rostrup (02 a ⁴⁸⁵) considers this species a true parasite. Poul Larsen has also told me that he has observed that this species has killed large branches of sound trees.

Prunus cerasus. J. Viborg!, Brabrand (P. L.). *Prunus spinosa*. S. Hellebæk (O. R.), Charlottenlund (6/5 81 Sarauw), Sorø (Sarauw); B. Almindingen. (Exc. 15/5 11).

1129. ***Valsa ceratophora*** Tulasne, Syll. I ¹⁰⁸, Wt. II ⁷⁰⁷.

Prunus spinosa. J. Krabbesholm Skov (17/4 04!); S. Ruderhegn!.

1130. ***Valsa microstoma*** Fries S. V., Syn: *Sphaeria mic.* Pers., Fries S. M. II ³⁸⁸.

Prunus spinosa. S. Ermelunden (4/2 82 Sarauw).

1131. ***Valsa leucostoma*** Fries S. V. ⁴¹¹, Syll. I ¹³⁹, Syn: *Sphaeria leuc.* Fries S. M. II ³⁸⁷, *Valsa Persoonii* Nke., Wt. II ⁷³³, Hvidmundet Støvkugle (H. 37 ⁸⁶¹).

Aderhold (03 a) has made splendid and accurate cultivating experiments to prove the genetic relation between the *Valsa* and the *Cytospora* which attack *Prunus cerasus*, but unfortunately he has been unable to determine the names of the species with which he has worked; he himself, states them to be *Cytospora rubescens* and *Valsa leucostoma*, I should, however, consider them more likely to be *Cytospora leucostoma* and *Valsa leucostoma*.

Prunus padus. F. Klingstrup; L. Skjelsnæs. *Prunus spinosa*. S. Sorø (Sarauw). *Sorbus aucuparia*. S. Geelskov (O. R.).

1132. ***Valsa Massariana*** de Not., Syll. I ¹³⁸, Wt. II ⁷³³.

Sorbus americana. S. Botanisk Have (March 09, F. & W. 09 ³¹⁶).

1133. ***Valsa sorbi*** Fries S. V., Wt. II ⁷⁰⁰, Syn: *Sphaeria sorbi* Alb. & Schw., Fries S. M. II ³⁸⁰, *Eutypella sorbi* Sacc., Syll. I ¹⁴⁸, *Sphaeria pentagona* Fries S. M. II ⁴⁰⁷, *Eutypella pent.* Sacc., Syll. I ¹⁴⁸, Rønnens Støvkugle (H. 37 ⁸⁶⁰), Rønnens Sporekugle (R 69 ⁷⁴).

Very common on twigs and branches of *Sorbus aucuparia*.

THIS PAGE IS LOCKED TO FREE MEMBERS

Purchase full membership to immediately unlock this page

Know Your Bible

Forgotten Books' Full Membership provides unlimited access to more than 28,000 volumes of Christian literature for \$8.99/month

HOLY BIBLE

Continue

*Fair use policy applies

Diaporthe corni	corresponds to	Phomopsis corni.
— nigrella	—	— eryngiicola.
— dulcamarae	—	— dulcamarae.
— importata	—	— importata.
— adunca	—	— subordinaria.
— Desmazierii	—	— denigrata.
— occultata	—	— depressa.
— scobina	—	— scobina.
— cryptica	—	— cryptica.
— spiculosa	—	— sambucella.
— immersa	—	— immersa.
— arctii	—	— arctii.
— picea	—	— picea.
— orthoceras	—	— achilleae.
— Malbranchei	—	— Malbranchei.

1137. **Diaporthe pithya** Sacc., Syll. I ⁶⁸⁹, R 88 k ⁴ & 06 dd.

On branches of *Picea excelsa*. B. Almindingen in abundance.

1138. **Diaporthe pardalota** (Mont.) Fuckel, Syll. I ⁶⁹³, Wt. II ⁶²¹.

On dead stems of *Polygonatum multiflorum*. J. Moesgaard (^{19/8} 07 F. & W. 09 ³¹⁵).

1139. **Diaporthe spina** Fuckel, Syll. I ⁶⁸⁵, Wt. II ⁶⁴⁰.

On branches of *Salix viminalis*. S. Eskemosegaard (June 03 O. R.). *Salix alba* × *amygdalina*. S. Søborg.

1140. **Diaporthe tesella** (Fries) Rehm, Syll. I ⁶²⁸, Wt. II ⁶⁶¹, Syn: *Sphaeria tes.* Pers., Fries S. M. II ³⁹³, Tavleformig Støvkugle (H. 37 ⁸⁶¹).

Salix cinerea. F. Skaarup (April 62); L. Bøllesminde.

1141. **Diaporthe alnca** Fuckel, Syll. I ⁶⁷⁷, Wt. II ⁶²⁹.

Alnus glutinosa. S. Dyrehaven (^{12/3} 82 Sarauw). *Alnus cordata* (Holst ^{22/2} 04).

1142. **Diaporthe multipunctata** Fuckel, Syll. I ⁶⁷².

On branches of *Corylus avellana*. J. Trelde Skov (^{4/9} 00).

1143. **Diaporthe sulphurea** Fuckel, Syll. I ⁶²⁵, Wt. II ⁶⁶³.

Corylus avellana. J. Constantinsborg (^{27/12} 07 O. W.); S. Fredriksdal (F. & W. 09 ³¹⁵).

1144. **Diaporthe bitorulosa** (Berk. & Br.) Sacc., Syll. I ⁶⁰⁸, Wt. II ⁶⁵⁹.

On branches of *Carpinus betulus*. S. Charlottenlund (June 05 O. R.).

1145. **Diaporthe aristata** (Fries) Karsten, Syll. I ⁶¹³, Syn: *Sphaeria ar.* Fries S. M. II ³⁶³.

Betula alba. F. Einsiedelsborg, July.

1146. **Diaporthe exasperans** Nke., Syll. I ⁶⁸⁶, Wt. II ⁶⁴⁴.
On branches of *Betula alba*. S. Slagelse (⁶/₅ 07!).
1147. **Diaporthe faginea** (Currey) Sacc., Syll. I ⁶¹⁹.
Fagus silvatica. S. Charlotténlund, Ermelunden (O. R.).
1148. **Diaporthe leiphaemia** (Fries) Sacc., Syll. I ⁶¹⁵, Wt. II ⁶⁵²,
Syn: *Sphaeria lei*. Fries S. M. II ³⁹⁹.
On twigs and branches of *Quercus robur*, very common in the spring.
1149. **Diaporthe taleola** (Fries) Sacc., Syll. I ⁶²⁶, Wt. II ⁶⁶⁵, Syn:
Sphaeria tal. Fries S. M. II ³⁹¹, *Aglaospora tal.* Tulasne, *Caudospora tal.* Starbäck.
Very noxious parasite, injurious to the young plants, producing cancer-like wounds on the stems (R 02 a ⁴⁸⁴).
Quercus robur. J. Nørreskov near Vejle; S. Dyrehaven (³/₄ 82 Sarauw).
1150. **Diaporthe quercus** Fuckel, Syll. I ⁶⁷², Wt. II ⁶⁴³.
On branches of *Quercus robur*. J. Friisenborg. May.
1151. **Diaporthe juglandina** (Fuckel) Nke., Syll. I ⁶⁷⁴, Wt. II ⁶⁴⁷.
Juglans regia. S. København (²⁴/₂ 82 Sarauw).
1152. **Diaporthe Aubertii** (West.) Lambert, Syll. I ⁶⁶⁶.
On twigs and stems of *Myrica gale*. J. Tværsted Plantage; S. Bromme.
1153. **Diaporthe detrusa** (Fries) Fuckel, Syll. I ⁶¹⁹, Wt. II ⁶⁵³, Syn:
Sphaeria det. Fries S. M. II ³⁸².
On branches of *Berberis vulgaris*. J. Silkeborg!; F. Skaarup; S. København (¹⁵/₆ 81 Sarauw).
1154. **Diaporthe velata** (Fries) Nke., Syll. I ⁶⁸¹, Wt. II ⁶⁴⁵, Syn:
Sphaeria vel. Persoon, Fries S. M. II ³⁷⁵.
On branches of *Tilia europaea*. J. Constantinsborg (²⁰/₁ 07 F. & W. 09 ³¹⁵).
1155. **Diaporthe aesculicola** (Cooke) Berlese & Vogl., Syll. IX ⁷⁰⁹.
Ascis clavatis, curvulis apice rotundatis, crasse tunicatis, octosporis, 50—75 μ \times 13—15 μ . Sporidiis utrinque rotundatis, biloculatis, constrictis, 20—25 μ \times 5—6,5 μ . In ramis corticatis Aesculi, socia *Phomopsis aesculi* (Sacc. sub. *Septomyxa*).
On dead branches of *Aesculus hippocastanum*. J. Krabbesholm Skov (¹²/₁₁ 05!).
1156. **Diaporthe Niesslii** Sacc., Syll. I ⁶¹⁰, Wt. II ⁶⁵⁶.
On branches of *Acer pseudoplatanus*. F. Vejstrup Aaskov, Klingstrup.
1157. **Diaporthe Laschii** Nke., Syll. I ⁶⁸⁴, Wt. II ⁶⁴².
On branches of *Evonymus europaeus*. J. Moesgaard (³/₁ 09 F. & W. 09 ³¹⁵).

1158. **Diaporthe fibrosa** (Fries) Fuckel, Syll. I ⁶¹⁸, Wt. II ⁶⁵³, Syn: *Sphaeria fib.* Pers., Fries S. M. II ³⁸⁴.

On branches of *Rhamnus cathartica*. J. Constantinsborg (Ø. W.); S. Charlottenlund (²¹/₁ 82 Sarauw), Boserup (O. R.).

1159. **Diaporthe syngenesia** (Fries) Nke., Syll. I ⁶²⁶, Wt. II ⁶⁶⁶, Syn: *Sphaeria syng.* Fries S. M. II ³⁸², *Diaporthe nigricolor* Nke., Syll. I ⁶³⁸, Wt. II ⁶¹³, *Diaporthe Berlesiana* Sacc. & Roum. (see Höhnel 06 ⁶⁵⁷).

On branches of *Frangula alnus*. J. Flade!, Viborg!, Silkeborg!, Hornslet (F. & W. 09 ³¹⁵); S. Klosteris Hegn.

1160. **Diaporthe strumella** (Fries) Fuckel, Syll. I ⁶¹³, Wt. II ⁶⁵⁴, Syn: *Sphaeria strum.* Fries S. M. II ³⁶⁵.

Quite common on dead twigs of *Ribes nigrum* & *grossularia*, from December—May.

1161. **Diaporthe insignis** Fuckel, Syll. I ⁶⁰⁸, Wt. II ⁶²⁴.

On dead twigs of *Rubus idaeus*. S. Geelskov.

1162. **Diaporthe idaeicola** (Karsten) Vgr. 00 b ³⁰, Syll. XVI ⁴⁹³, Syn: *Gnomoniella id.* Sacc., Syll. I ⁴¹⁸, *Diaporthe nidulans* Nssl 76 ²⁰⁹, Syll. I ⁶²⁷, Wt. II ⁶⁶².

When the perithecia occur on the thin twigs they are most frequently found singly so they are to be classified as *Gnomoniella*, but when they occur on branches a little thicker there will always be more of them congregated, so they are to be considered as belonging to the present genus.

Rubus idaeus cult. Common.

1163. **Diaporthe padi** Otth, Syll. XIV ⁵⁴³.

On branches of *Prunus padus*. F. Klingstrup Søskov (¹⁰/₄ 82).

1164. **Diaporthe decorticans** (Lib.) Sacc., Syll. I ⁶¹⁹, Wt. II ⁶⁵⁰, Afbarkende Støvkugle H 37 ⁸⁶¹.

On branches of *Prunus padus*. J. Fusingø (²⁵/₅ 04!).

1165. **Diaporthe parabolica** Fuckel, Syll. I ⁶⁴⁴, Wt. II ⁶¹⁵.

On branches of *Prunus spinosa*. S. Ermelunden (¹²/₃ 82 Sarauw).

1166. **Diaporthe sorbicola** (Nitschke) Bref., Syn: *Valsa sorb.* Nke., Syll. I ¹²⁴, *Diaporthe patria* Speg., Syll. I ⁶¹⁷ (see Schroeter 08 ⁴²⁸).

On branches of *Sorbus aucuparia*. S. Hareskov (³/₂ 07, F. & W. 09 ³¹⁵).

1167. **Diaporthe crataegi** (Currey) Fuckel, Syll. I ⁶²⁰ & IX ⁷¹⁰, Wt. II ⁶⁵¹.

Crataegus oxyacantha. J. Viborg!; S. Dyrehaven (²⁹/₃ S1 Sarauw, again ¹⁵/₅ 07!).

THIS PAGE IS LOCKED TO FREE MEMBERS
Purchase full membership to immediately unlock this page



Never be without a book!

Forgotten Books Full Membership gives universal access to 797,885 books from our apps and website, across all your devices: tablet, phone, e-reader, laptop and desktop computer

A library in your pocket for \$8.99/month

Continue

*Fair usage policy applies

Fenestella.

1181. **Fenestella subvestita** F. & W. 09³¹³ c. icon.

In dead bark on twigs of *Alnus glutinosa*. S. Lyngby Mose (February 09 F. & W.).

1182. **Fenestella princeps** Tulasne, Syll. II³²⁵, Wt. II⁷⁹² c. icon., Syn: *Fen. fenestrata* (B. & Br.) Schroeter 08⁴³⁵, *Fen. betulae* Sacc., Syll. II³³¹, *Fen. media* Tul., Syll. II⁴²⁷, *Fen. Faberi* Sacc., Syll. II³³⁰, *Cucurbitaria crataegi* Niessl, Syll. II³¹³, Wt. II³²⁹ (see Berlese 00⁷⁷ & F. & W. 07²⁵¹).

Alnus glutinosa. S. Lyngby. *Fagus silvatica*. S. Geelskov. *Prunus spinosa*. S. Charlottenlund (14/4 81 Sarauw). *Crataegus monogyna*. J. Viborg!

1183. **Fenestella macrospora** Fuckel, Syll. II³²⁸, Wt. II⁷⁹³.

Fagus silvatica. S. Charlottenlund (29/1 82 Sarauw).

1184. **Fenestella vestita** (Fries) Sacc., Syll. II³²⁹, Wt. II⁷⁹³, Syn: *Sphaeria vest.* Fries S. M. II⁴¹⁰, *Fenestella melastoma* Sacc., Syll. II³²⁹, Wt. II⁷⁹⁶, *Fen. lycii*. (Hazl.) Sacc., Syll. II³²⁹, Wt. II⁷⁹⁵, *Fen. hormospora* Sacc., Syll. IX⁹²², *Fen. ulmicola* Ell. & Ev., Syll. XI³⁴⁹ (see Berlese 00⁷⁴).

Ulmus. S. Charlottenlund (29/1 82 Sarauw). *Acer pseudoplatanus*. S. Ruderhegn!. *Ribes rubrum*. S. Landbohøjskolens Have. *Lycium barbatum*. S. Strandmøllen, Østerbro (Sarauw).

Melanconidaceae.

Within the family of Melanconidaceae a regular formation of conidial fructification will take place before the appearance of the ascigerous fructification; both originate from the same stroma, so the genetical relation between both stages is quite evident; thus the conidial stage of *Cryptospora* is most frequently called *Cryptosporium* viz:

<i>Cryptospora populina</i>	corresp.	<i>Cryptosporium coronatum</i> .
— <i>suffusa</i>	—	— <i>Neesii</i> (see Tul. Carp.).
— <i>betulae</i>	—	— <i>Neesii</i> f. <i>betulinum</i> .
— <i>quercus</i>	—	— <i>quercus</i> (see Berlese 00).
— <i>aurea</i>	—	— <i>amygdalinum</i> .
— <i>hypodermia</i>	—	— <i>Myxosporium hypodermium</i> (see Fuckel).

The species of the genus of *Melanconis* correspond to the forms of *Melanconium* or *Stilbospora* viz:

Melanconis stilbostoma	corresp.	Melanconium betulinum	(Tul. Carp.).
— alni	—	— sphaeroideum.	
— charthusiana	—	— juglandinum	(Tul. Carp.).
— chrysostroma	—	— ramulorum.	
— thelebola	—	Stilbospora thelebola.	
— modonia	—	— modonia.	

As is the case with the other genera of the family of Melanconideae the species of Pseudovalsa also correspond to forms of Melanconieae viz:

Pseudovalsa lanciformis	corresp.	Coryneum Notarisianum.
— longipes	—	— Kunzei.
— umbonata	—	— umbonatum.
— vanillae	—	Gloeosporium vanillae (Massee).
— macrosperma	—	Stilbospora angustata (Tul. Carp. II ¹³²).
— convergens	—	— macrosperma.

Cryptospora.

1185. **Cryptospora populina** Fuckel, Wt. II⁷⁶⁹, Syn: Cryptosporrella pop. Sacc., Syll. I⁴⁶⁷.

Populus pyramidalis. F. Skaarup.

1186. **Cryptospora suffusa** (Fries) Tul., Syll. II³⁶¹, Wt. II⁷⁷², Syn: Sphaeria suf. Fries S. M. II³⁹⁹, Ellens Grentørre (R 90 a²⁴⁴ c. icon., 96 q¹²², 02 a⁴⁷⁹ c. icon.).

A destructive parasite on twigs of *Alnus*. *Alnus glutinosa*, common. *Alnus incana*. S. Hareskov (O. W.). *Alnus cordata*. (Holst).

1187. **Cryptospora betulae** Tulasne, Syll. II³⁶⁴, Wt. II⁷⁷² c. icon.

This fungus often proves destructive to cultivated *Betula*, see R 96 q¹²² & 02 a⁴⁸¹. *Betula verrucosa* common, noticed from all parts of the country.

1188. **Cryptospora versatilis** (Fries)!, Syn: Sphaeria vers. Fries S. M. II³⁶⁴, *Cryptospora corylina* (Tul.) Fuckel, Syll. II³⁶² & IX⁹³⁹, Wt. II³⁶².

Corylus avellana. J. Krabbesholm Skov (¹⁹/₄ 04!); F. Svenborg!; S. København (F. & W. 07²⁵³).

1189. **Cryptospora hypodermia** (Fries) Fuckel, Wt. II⁷⁶⁸, Syn: Sphaeria hyp. Fries S. M. II⁴⁰⁷, *Cryptosporella hyp.* Sacc., Syll. I⁴⁶⁶.

On dead twigs of *Ulmus montana*. S. Charlottenlund (²⁰/₅ 81 Sarauw), Juelsberg (O. R.).

Valsaria.

1190. **Valsaria megalospora** Awd., Syll. I ⁷⁴⁹, Wt. II ⁸⁰⁵.
Alnus glutinosa. S. Aasevang, May.
1191. **Valsaria foedans** (Karsten) Sacc., Syll. I ⁷⁴⁸.
Alnus glutinosa. S. Fredriksdal. October.
1192. **Valsaria insitiva** Ces. & de Not., Syll. I ⁷⁴¹, Wt. II ⁸⁰⁴.
Alnus glutinosa. S. Philosophgangen by Sorø (⁷/₆ 81 Sarauw). *Cornus sanguinea*. J. Thorsager Skov!.
1193. **Valsaria tiliae** (Fries) de Not., Syn: *Hercospora tiliae* (Pers.) Tul., Syll. I ⁶⁰⁵, Wt. II ⁷⁷⁵, *Sphaeria tiliae* Fries S. M. II ⁴⁸⁵, *Sphaeria leprosa* Pers., Fries S. M. II ³⁶⁵.
Quite common on dead cortex of *Tilia europaea*.

Melanconis.

1194. **Melanconis stilbostoma** (Fries) Tul., Syll. I ⁶⁰², Wt. II ⁷⁷⁷, Syn: *Sphaeria stilb.* Fries S. M. II ⁴⁰³, *Sphaeria nivea* Schum. no 1323, non Pers. nec Haller., Fl. D. tab. 825 fig. 1.
On dead twigs of *Betula verrucosa*. S. Bøllemose, Sorø (Sarauw). *Betula pubescens*. J. Non Mølle!, S. Fredriksdal (O. R.) and certainly in many other places.
1195. **Melanconis thelebola** (Fries) Sacc., Syll. I ⁶⁰⁵, Wt. II ⁷⁸⁰, Syn: *Sphaeria thel.* Fries S. M. II ⁴⁰⁸.
Alnus glutinosa. J. Nebsager (July 91 O. R.).
1196. **Melanconis alni** Tul., Syll. I ⁶⁰⁴, Wt. II ⁷⁷⁹.
Alnus glutinosa. J. Hald (²⁰/₁₀ 03!).
1197. **Melanconis fagi** Ouds, Syll. XIV ⁵⁴³.
Fagus silvatica. J. Aarhus (March 06 P. L.).
1198. **Melanconis fennica** Karsten, Syll. I ⁶⁰³.
Sorbus aucuparia. (hosp. nov.). S. Geelskov (Septbr. 91 O. R.).

Pseudovalsa.

1199. **Pseudovalsa aucta** (B. & Br.) Sacc., Syll. II ¹³⁸, Wt. II ⁷⁸⁹, Lit: F. & W. 07.
Alnus glutinosa. J. Marselisborg (P. L. & O. W.); S. Hareskov (O. W.), Philosophgangen near Sorø (⁹/₄ 82 Sarauw, again March 07 C. F.).
1200. **Pseudovalsa lanciformis** (Fries) Ces. & de Not., Syll. II ¹³⁵, Wt. II ⁷⁸⁴ c. icon., Syn: *Sphaeria lanc.* Fries S. M. II ³⁶², *Sphaeria coarctata* Schum. no 1331 (see R 85 g ¹⁴⁹), Fries S. M. II ³⁶⁷, *Sphaeria mela-*

THIS PAGE IS LOCKED TO FREE MEMBERS

Purchase full membership to immediately unlock this page

Know Your Bible

Forgotten Books' Full Membership provides unlimited access to more than 28,000 volumes of Christian literature for \$8.99/month

**HOLY
BIBLE**

Continue

*Fair use policy applies

Fuckel, Syll. I ¹⁹¹, Wt. II ⁸⁴⁰, Skiveformig Støvkugle (H. 37 ⁸⁵⁸), Skive-Sporekugle (R 69 ⁷²).

Betula verrucosa. J. Undallslund!. *Corylus avellana*. J. Ørsløvkloster!; S. (Schum.). *Fagus silvatica* very common. *Quercus robur*. S. Ruderhegn!. *Acer pseudoplatanus*. Lang. Tranekær. *Frangula alnus*. J. Knivholt!. *Prunus spinosa*. S. Sorø (Sarauw). *Crataegus oxyacantha*. J. Viborg!; S. Sorø!.

1209. **Diatrype stigma** Fries S. V. ³⁸⁵, Syll. I ¹⁹³, Wt. II ⁸³⁸, R 80 a ¹⁷⁹, 02 a ⁴⁸⁶, Syn: *Sphaeria stigma* Hoffmann, Fries S. M. II ³⁵⁰, Schum. no 1303, Fl. D. tab. 2037 fig. 2, *Sphaeria undulata* Fries S. M. II ³⁵⁰, Punktformig Støvkugle (H. 37 ⁸⁵⁸), Prikket Sporekugle (R 69 ⁷²).

Very common on dead twigs and branches, often associated with the above species. *Betula verrucosa*. J. Undallslund!. *Corylus avellana*. S. Sorø!. *Fagus silvatica*, common. *Quercus robur*. J. Hald Egeskov!; F. Brændeskov Vænge. *Acer pseudoplatanus*. F. Glorup. *Acer campestre*. L. Vesterborg. *Prunus spinosa*. J. Skaungaard!.

Diatrypella.

1210. **Diatrypella abietis** spec. nov. See tab. IV. figg. 47—48.

Acervulis gregariis obtuse conicis sub epidermide plerumque pustulatum elevata nidulantibus ex peritheciis 10—15 circinantibus efformatis, epidermide rupta arcte cinctis, intus pallidis. Peritheciis minutis e globoso depressis, $\frac{1}{3}$ mm diam., monostichis, dense stipatis, mutuaque pressione angulatis, basi in stromate e matre formato immersis, ostioliis parum vel vix prominulis instructis, in disculum album erumpentibus. Ascis anguste clavatis, $44-50 \mu \times 4-7 \mu$, polysporis; sporidiis curvulis, hyalinis, $4-6 \mu \times 0,7-1 \mu$.

In the cortex of the dead trunk of *Abies alba*. J. Horsnæs near Silkeborg (¹/₇ 06 E. R.).

1211. **Diatrypella Tocciaeana** de Not., Syll. I ²⁰², Wt. II ⁸³⁶, Syn: *Sphaeria difformis* Schum. no 1332, Uregelmæssig Støvkugle (H. 37 ⁸⁵⁹).

On branches of *Alnus glutinosa*, common, noticed from J., F., S. & B.

1212. **Diatrypella verruciformis** (Fries) Nke., Syll. I ²⁰¹, Wt. II ⁸³², Syn: *Sphaeria* ver. Ehrh., Fries S. M. II ³⁵⁵, Schum. no 1328, Fl. D. tab. 2037 fig. 3, *Sphaeria angulata* Schum. no 1329, Fl. D. tab. 2160, not Fries, Vorteformig Støvkugle (H. 37 ⁸⁵⁹).

Betula alba. F. Brandstrup Mølle (O. R.), Skjoldnæsholm. *Corylus avellana*. Common.

1213. **Diatrypella favacea** (Fries) Ces. & de Not., Syll. I ²⁰¹, Wt. II ⁸³², Syn: *Sphaeria fav.* Fries S. M. II ³⁵⁴, *Sphaeria betulae* Schum. no 1330, Fl. D. tab. 2156 fig. 1, Biekageformig Støvkugle (H. 37 ⁸⁵⁸).

Common on branches and trunks of *Betula alba*. J. Knivholt!, S. Færgelunden, Folehavehegn (O. R.), Eskemose!, Skjoldnæsholm; B. Almindingen (Exc. ¹⁵/₆ 11).

1214. **Diatrypella angulata** (Fries)!, Syn: *Sphaeria ang.* Fries S. M. II ³⁹⁰, *Diatrypella nigro-annulata* (Grev.) Nke., Syll. I ²⁰², Wt. II ⁸³⁵.
Fagus silvatica. S. Ermelunden (Sarauw), Philosophgangen by Sorø (26/12 81 Sarauw); L. Vesterborg.

1215. **Diatrypella aspera** (Fries) Nke., Syll. I ²⁰⁴, Wt. II ⁸³⁰, Syn: *Sphaeria asp.* Fries S. M. II ³⁵⁴.

Its conidial fructification is *Cytosporina aspera* (Wallr.) Sacc.
Fagus silvatica. J. Horsens!; S. Dyrehaven (Didrichsen & Sarauw), Sorø (Sarauw); B. Almindingen (Exc. ^{15/5} 11).

1216. **Diatrypella laevigata** Fuckel, Syll. I ²⁰⁵, Wt. II ⁸³⁰.
On branches of *Quercus robur*. F. Broholm.

1217. **Diatrypella pulvinata** Nke., Syll. I ²⁰³, Wt. II ⁸²⁹.
Quercus robur. S. Dyrehaven (Nov. 91 O. R.).

1218. **Diatrypella quercina** (Fries) Nke., Syll. I ²⁰⁶, Wt. II ⁸²⁸, Syn: *Sphaeria q.* Fries S. M. II ³⁶².

Quercus robur. F. Kajrupgaard, Sortebjerg Vænge, Vejstrup Aaskov, Skaarup (March 63); S. Dronninggaard (O. R.), Charlottenlund, Sorø (Sarauw).

Quaternaria.

1219. **Quaternaria Persoonii** Tulasne, Syll. I ¹⁰⁶, Wt. II ⁸²⁴, Syn: *Sphaeria quaternata* Pers., Fries S. M. II ⁴⁰⁹, Schum. no 1294, Fl. D. tab. 2039 fig. 2, *Sphaeria obducta* Schum. no 1309, Fiirkimet Støvkugle (H. 37 ⁸⁶²), Kors-Sporekugle (R 69 ⁷³), Lit: R 80 a ¹⁸⁰, 02 a ⁴⁸⁶.

Its conidial fructification is *Libertella faginea* Desm. (see Tul. Carp. II ¹⁰⁵).

Very common on trunks of *Fagus silvatica*.

1220. **Quaternaria dissepta** (Fries) Tulasne, Syll. I ¹⁰⁷, Wt. II ⁸²⁵, Syn: *Sphaeria dis.* Fries S. M. II ³⁹².

Ulmus montana. J. Constantinsborg (O. W.); S. Charlottenlund, November.

Melogrammataceae.

Botryosphaeria.

The species of *Botryosphaeria* generally correspond to forms of *Dothiorella* (see v. Höhnelt 11 a ⁴⁶⁴), viz:

Botryosphaeria melanops corresp. *Dothiorella advena*.

— *Berengeriana* — *Berengeriana*.

1221. **Botryosphaeria dothidea** (Fries) Ces. & de Not., Syll. I ⁴⁵⁶ (?), Wt. II ⁸⁰¹, Syn: Sphaeria doth. Fries S. M. II ⁴²³, Botryosphaeria rosae (Fries) R 02 a ⁴⁸⁵ & 02 t, Dothidea rosae Fries S. V. ³⁸⁶, R 84 i.

On living stems and branches of *Rosa canina*. S. Gurre Ruiner, very destructive in hothouses near Copenhagen; L. Halsted; Falst. Næsgaard!; Møens Klint (⁸/₈ 79); B. Dynddalen!, Bobbeaa!.

1222. **Botryosphaeria melanops** (Tul.) Wt. II ⁸⁰⁰ c. icon., Syn: Botryosphaeria advena Sacc., Syll. I ⁴⁵⁸ not Ces. & de Not.

On cortex of *Quercus robur*. S. Dyrehaven (⁸/₄ 81 Sarauw).

Melogramma (incl. Sillia).

1223. **Melogramma ferrugineum** (Fries) Ces. & de Not., Wt. II ⁸⁰⁹, Syn: Sillia fer. Karsten, Syll. II ³⁶¹, Sphaeria fer. Pers., Fries S. M. II ³⁶³, Schum. no 1324 (still in Schumacher's herb.), Sphaeria incurva Schum. no 1281, Fl. D. tab. 2332 fig. 3.

Corylus avellana. J. Gadholt!, Krabbesholm Skov!, Ørsløvkloster!; S. Charlottenlund (⁹/₁ 81 Sarauw).

1224. **Melogramma Bulliardi** Tul., Wt. II ⁸⁰⁷, Syn: Sphaeria melogramma Fries S. M. II ⁴²⁰, Melogramma campylosporium Fries S. V. ³⁸⁶, Melogramma vagans de Not., Syll. II ¹⁴⁴, Sortstreget Støvkugle (H. 37 ⁸⁶³).

Carpinus betulus. B. Almindingen (¹²/₈ 86, again Exc. ¹⁵/₅ 11).

1225. **Melogramma podoides** (Fries) Awd., Syn: Sphaeria scabrosa f. podoides Fries S. M. II ³⁶⁰, Diatrype podoides Fries S. V. ³⁸², Melogramma spiniferum (Wallr.) de Not., Syll. II ¹⁴⁵, Wt. II ⁸⁰⁸, Sphaeria tuberculata Schum. no 1304, Sphaeria spinosa Schum. no 1299, Fl. D. tab. 1311 fig. 2, "Sphaeria scabrosa de C." Fl. D. tab. 2038 fig. 1.

Very common on trunks of *Fagus silvatica* (R 80 a ¹²⁰).

Xylariaceae.

Nummularia.

1226. **Nummularia Bulliardi** Tul., Syll. I ³⁹⁶, Wt. II ⁸⁴⁷, Syn: Sphaeria nummularia Fries S. M. II ³⁴⁸.

On branches of *Fagus silvatica*. L. Lysemose.

Ustulina.

1227. **Ustulina deusta** (Fries)!, Syn: Sphaeria deusta Hoffmann, Fries S. M. II ³⁴⁵, Schum. no 1305, Fl. D. tab. 2152, Ustulina vulgaris

THIS PAGE IS LOCKED TO FREE MEMBERS
Purchase full membership to immediately unlock this page



Never be without a book!

Forgotten Books Full Membership gives universal access to 797,885 books from our apps and website, across all your devices: tablet, phone, e-reader, laptop and desktop computer

A library in your pocket for \$8.99/month

Continue

*Fair usage policy applies

1233. **Hypoxylon rubiginosum** Fries S. V. ³⁸⁴, Syll. I ³⁷⁶, Wt. II ⁸⁶⁰, Syn: *Sphaeria rub.* Pers., Fries S. M. II ³⁴⁰, Rustbrun Støvkugle (H. 37 ⁸⁵⁷).

Fagus silvatica. S. Basnæs Skov (19/6 92 O. R. see R 93 e).

1234. **Hypoxylon cohaerens** Fries S. V., Syll. I ³⁶¹, Wt. II ⁸⁵⁸, Syn: *Sphaeria coh.* Pers., Fries S. M. II ³³³.

Fagus silvatica. F. Rugebjærg; S. Dyrehaven, Fredriksdal!, Sorø Vesterskov (16/4 81 Sarauw), Hæsedede Rende; L. Stensgaard.

1235. **Hypoxylon crustaceum** (Sowerby) Nke., Syll. I ³⁸¹, Wt. II ⁸⁵³, *Sphaeria serpens* Fries S. M. II ³⁴¹ partim, *Hypocrea crustacea* Fries S. V. ³⁸⁴.

Fagus silvatica. S. Dyrehaven (27/7 74 Didrichsen).

1236. **Hypoxylon udum** Fries S. V. ³⁸⁴, Syll. I ³⁸⁶, Wt. II ⁸⁵², Syn: *Sphaeria uda* Fries S. M. II ³⁵⁸ not Schum., *Sphaeria ordinata* Fries S. M. II ⁴⁵⁴.

On bare wood of *Quercus robur*. S. Charlottenlund (May 91 O. R.).

Xylaria.

1237. **Xylaria pedunculata** Fries S. V. ³⁸², Syll. I ³³², Syn: *X. Tulasnei* Nke., Wt. II ⁸⁷².

On dung of mammals (Hansen 76 ³⁴⁰), on dung of *Lepus*, S. Herlufsholm (O. R.).

1238. **Xylaria arbuscula** Sacc., Syll. I ³³⁷, Syn: *Xyl. biceps* Speg. Syll. I ³¹⁵, *Xyl. arbuscula* var *botryosa* Rehm, Syll. X ⁵²⁶.

I see no reason for the maintaining of the said three species; all three descriptions equally fit the present specimens.

It has its origin in South Africa (Kamerun, Togo, Usambara), but is not uncommon in the hot-houses of botanical gardens (see Hennings 94 & 98, Vgr. 02 ¹⁷⁹).

On wooden vessels in the hothouses of the Botanical Garden at Copenhagen (30/3 86 E. R., again June 09! Exs. Rehm no 1912).

1239. **Xylaria digitata** (Fries) Grev., Syll. I ³³⁹, Wt. II ⁸⁷⁶, Syn: *Sphaeria dig.* L., Fries S. M. II ³²⁶, Fl. D. tab. 1306, Fingerformig Støvkugle (H. 37 ⁸⁵⁵).

On timber. S. København (O. R.), Roskilde (16/6 78).

1240. **Xylaria hypoxylon** (Fries) Grev., Syll. I ³³³, Wt. II ⁸⁷², R. 02 a ⁴⁸⁷, Syn: *Sphaeria hyp.* Fries S. M. II ³²⁷, Schum. no 1346, *Clavaria hyp.* Linné, Holmskj. 90 ⁷¹, tab. 17, *Sphaeria asperata* Vahl, Fl. D. tab. 1258 fig. 2, Graaspiset Kølletrager (Viborg 1793 ²⁶⁹), Den træede

Køllesvamp (Holmsk.), Fladtrykt Støvkugle (H. 37⁸⁵⁵), Grenet Støds-
svamp (R 69⁷⁰).

Very common on old stumps of many species of deciduous trees, found for the first time at Birkerød by Henrik Gerner (*Fungus ramosus minimus instar dentium ovium variegatis ex albo et nigro*. See Kylling 1688⁵¹). Müller found it near Fredriksdal (1767²²⁶).

1241. **Xylaria polymorpha** (Fries) Grev., Syll. I³⁰⁹, Wt. II⁸⁷⁸, R 02 a⁴⁸⁷, Syn: *Sphaeria pol.* Pers., Schum. no 1344, Fries S. M. II³²⁶, *Sphaeria digitata* Müller Fl. D. tab. 900 not Ehrh., *Clavaria digitata* Holmskjold not Linné, *Xylaria clavata* (Scop.) Schrank, Den fingrede Køllesvamp Holmskj. 90⁶⁴, tab. 16, Sortfingret Kølledrager (Viborg 1793²⁷⁰), Mangeformet Stødsvamp (R 69⁷⁰).

On timber and stumps of many different trees, for instance *Fagus*, *Acer*, *Aesculus*, *Fraxinus* etc., not uncommon.

1242. **Xylaria bulbosa** (Fries) Berk. & Br., Syll. I³⁴⁰, Wt. II⁸⁷⁵, Syn: *Sphaeria bulb.* Fries S. M. II⁸⁷⁵.

On *Pinus silvestris*. F. Klingstrup (20/11 64 see R 66²⁰⁵).

1243. **Xylaria Delitschii** Awd., Syll. I³³⁶, Wt. II⁸⁷⁴.

On fruits of *Carpinus betulus*. S. Fredriksdal (O. R.), København (O. R.).

1244. **Xylaria carpophila** Fries S. V.³⁸², Syll. I³³⁶, Wt. II⁸⁷³, Syn: *Sphaeria carp.* Pers., Fries S. M. II³²⁸, Schum. no 1345, Fl. D. tab. 1858 fig. 1, Sylformig Støvkugle (H. 37⁸⁵²).

On fallen cups of *Fagus silvatica*. F. Vejstrup Aaskov, Bjørnemose; S. Fredriksværk, Louiselund Mølleskov (Rützou); L. Stenskov.

Poronia.

1245. **Poronia punctata** Fries S. M. II³³⁰, Syll. I³⁴⁸, Wt. II⁸⁷⁰ c. icon., Syn: *Peziza punct.* Linné, Müller 1767²²⁵, Fl. D. tab. 288, *Sphaeria punct.* Schum. no 1340, *Patellaria coriacea* (Bull.) Fries S. M. II¹⁵⁹, Prikket Skaallille (Viborg 1793²⁷¹), Prikket Støvkugle (H. 37⁸⁵⁶), Prik-svamp (R 69⁷⁰ & 04 a¹⁶⁸ c. icon.).

Common on dung of *Equus* (Hansen 76³⁰¹); autumn, noticed from Læsø (J. P. J.), Anholt (O. Paulsen), J. (F. & W. 08), F., S. etc.

Basidiomycetes.

Hemibasidii.

Rostrup revised the Danish Hemibasidii (1890 e), a work very good for the age but now rather out of date. Strange to say this part of the fungi has not tempted modern mycologists so much to a monographical revision as have the Uredinales; we really need a thorough revision of these fungi. Lit. Magnus 95, Clinton 04, Schellenberg 11, E. & P. 00².

Ustilago.

1246. **Ustilago isoëtis** Rostrup 05 b³⁰⁶.

Soris dilute brunneis pulveraceis; sporis exacte globosis, 12–13 μ diam., episporio crasso, flavo-brunneo, subtiliter granulato-punctato.

In basi foliorum *Isoëtis lacustris*. J. Rold Skov, St. Ox Sø (Jak. Lge ¹/₁₀ 1900).

1247. **Ustilago olivacea** (de C.) Tulasne, Syll. VII⁴⁶³, R 90 e¹⁴².

Carex riparia. J. Lerbæk Skov near Fredrikshavn (!²⁷/₇ 06 Exs. Sydow no 357); S. Orsløv (¹⁸/₆ 87 see R 88 c); L. Søllested Mose.

1248. **Ustilago bromivora** (Tul.) F. de Wald., Syll. VII⁴⁶¹, Hejrebrand (R 02 a²²⁰), Lit. R 89 d, 93 m, P. N. 73 a⁴⁴⁶.

June–Sept., quite common, is for the first time reported from Denmark by Fjelstrup in the year 1845 (see R 02 a).

Bromus commutatus. F. Ringel! *Bromus hordaceus*. S. Gisseløre. *Bromus hordaceus* var. *mollis*. F. Ringel, Vejstrupgaard; S. Rørvig, Vangede, København, Orsløv (P. N.). *Bromus arvensis*. J., F., S.

Ustilago carbo Tul. Syn: *Ust. segetum* (Bull.) was for several years used as the common name of a whole group of species of *Ustilago* on the cereals and has often been mentioned by the more ancient agricultural authors from the very beginning of the awakening of interest in phytopathological matters as if it was one of the most

THIS PAGE IS LOCKED TO FREE MEMBERS

Purchase full membership to immediately unlock this page

Know Your Bible

Forgotten Books' Full Membership provides unlimited access to more than 28,000 volumes of Christian literature for \$8.99/month

**HOLY
BIBLE**

Continue

*Fair use policy applies

1249. **Ustilago tritici** (Persoon) Jensen, Syll. IX²⁸³, Syn: Uredo tritici Pers. Syn.²²⁴, Hvedens Støvbrand (Jensen 88 c). Lit: R 90 b¹⁵, 90 e¹⁴⁰, 92 f c. icon., 02 a²¹⁹, M. L. M. 09³⁰⁸ & June 1911.

June–July. *Triticum sativum*. F. Hundrup (Jak. Lge), Skaarup (18/6 62); S. Øresundshøj (“Molds hvide Hvede”), Lyngby (M. L. M.), København, Roskilde (Thomsen), Tystofte (A. Christensen); Falst. Stubbekøbing (“Red prolific.”), also recorded in the sorts “Criewener” and “Wilhelmina”.

1250. **Ustilago nuda** Rostrup 89 j⁷⁴⁵, Syn: Ust. nuda (Jensen) Kellerm. & Swingle 90, Syll. IX²⁸³, Ust. segetum var hordei f. nuda Jensen 88 a⁶¹, Uredo segetum Pers. Fl. D. tab. 2150, Ust. hordei Brefeld non Persoon, R 90 b¹⁰, 02 a²¹⁴ etc., Nøgen Bygbrand (Jensen 88 c), Lit: R 71¹⁹, 75²³, 80 c, 89 j⁷⁴⁵, 90 e¹³⁷, J. P. Jacobsen 79 etc.

July–August, very common; every spikelet of the smutted head is not always affected; adjacent leaves are occasionally smutted; noticed on many cultivated forms of *Hordeum sativum*: *distichon*, *hexastichon*, *zeocriton*, *trifurcatum* etc.

1251. **Ustilago hordei** (Pers.) Kellerm. & Swingle, Syll. IX²⁸³, Syn: Uredo hordei Pers. Syn.²²⁴, Ust. tecta R 89 j⁷⁴⁵, Ust. Jensenii Rostrup 90 b¹², 90 e¹³⁸, Ust. segetum var hordei tecta Jensen 88 a, Dækket Bygbrand Jensen 88 c, R 02 a²¹⁵ c. icon. Lit: Wille 93 c. icon., R 92 f c. icon., Magnus 05.

F. Kølpin Ravn examined Persoon's herbarium in Leyden and stated that Uredo hordei Pers. is really this species (see M. L. M. 08¹⁴⁸). Rostrup thinks that the attacks of this species on *Hordeum* cause the heads to be ramified (R 85 a).

June–August, common on *Hordeum sativum distichon*, *hexastichon*, *hibernum* etc.

1252. **Ustilago avenae** (Persoon) Jensen, Syll. IX²⁸³, Syn: Uredo avenae Pers. Syn.²²⁴, Uredo segetum Pers., Schum. no 1577 part., Nøgen Havrebrand R 02 a²¹⁷ c. icon. Lit: R 90 b¹³ c. fig., 90 e¹³⁹, Wille 93 c. icon.

July–September, common on *Avena sativa*, *orientalis*, *fatua*, *fatua* × *sativa*.

1253. **Ustilago Kolleri** Wille 93, R 02 a²¹⁹ c. icon., Syn: Ust. avenae var laevis Kellerm. & Swingle 90, Syll. IX²⁸³, Ust. levis (K. & S.) Magnus 95, Dækket Havrebrand (R 02²¹⁹ c. icon.).

July–September, on *Avena sativa*, *orientalis*, *strigosa*, *strigosa* × *patula* not uncommon.

1254. **Ustilago perennans** Rostrup 90 b¹⁵, Syll. IX²⁹³, Syn: Erysibe vera b Holci avenacei Wallr. Fl. crypt. Germ. II²¹⁷, Draphavrebrand (R 90 e¹³⁹).

Mycelio in rhizomate nutricis perennante, sporis globosis, levibus

vel vix asperulis; promycelio ad septa constricto ibique sporidiola gerente; sporidiolis dein utrinque germinantibus; cetera Ust. avenae (coll.).

It is rather common especially from June to Sept.; P. Nielsen has already made the observation that the form of *Ustilago carbo* occurring on *Avena elatior* was perennial in the host-plant (P. N. 73 a⁴⁴⁶, 76 b²⁶⁸), it is also common in other countries for instance: Bavaria (All. & Schnabl: Fungi bavarici 301), Thuringia (Bornmüller), Bohemia (Vestergr. exsicc. no 702), Tyrol (Magnus 05³¹), Switzerland (Schellenberg 11⁹) etc.

It is quite wrong when Clinton (04) and Schellenberg (11⁸) state *Cintractia avenae* Ellis & Tracy as a synonym of *Ustilago perennans* Rostrup, they are two well separated species. *Ustilago perennans* is a naked species with granular episorium; *Cintractia avenae* has later on been described as *Ustilago dura* Appel & Gassner; it is a covered smut with smooth episorium and may, no doubt, also be found in this country on closer investigation.

Avena elatior. J. Farsø (H. Jensen), Viborg!, Horsens!, F. Tiselholt; S. Bidstrup!, København, Tystofte (P. N. & F. K. R.), Glænø (E. W.), Fodby; and many other places.

1255. ***Ustilago longissima*** (Sow.) Tul., Syll. VII⁴⁵¹, Syn: Ust. filiformis (Schrank) Rostrup 90 e¹³⁶, *Lycoperdon filif.* Schrank in Hoppes Bot. Taschenbuch 1793⁶⁹ not Ust. filif. P. Henn., Syll. XVII⁴⁷⁷, Sødgræssernes Støvbrand (R 93 c), Sødgræsbrand (R 02 a²²⁰, 04 a²⁹).

I consider it very dubious if *Uredo culmorum* Schum. no 1575 "in culmis foliisque graminum" may be classed under this species as proposed by Schellenberg (11²³); Schumacher's description may just as well refer to *Puccinia graminis* or *Tilletia striiformis*.

Rostrup made the observation that the cows will become ill after eating hay infected by this smut; the same observation has been made in Sweden (see Er. 00 b, Hedlund 08). Affected plants will seldom produce flowers (R 85 a).

Glyceria aquatica very common, f. inst.: Uggerby Aa (M. L. M.), Viborg (Gad), F., S., L. Maribo Sø (5/8 70) etc. *Glyceria plicata*, F. Skaarup. *Glyceria fluitans*. J. Fredrikshavn!, Skive!, Samsø Hjortholm (Exc. 27/7 87); F. Skaarup; S., L., Møen Rudemark.

1256. ***Ustilago grandis*** Fries S. M. III⁵¹⁸, Syll. VII⁴⁵³, Rørbrand (R 02 a²²¹ & 04 a²⁹).

The mycelium is perennial in the host and prevents its flowering.

Arundo phragmites. J. Viborg Sø (Aug. 86 Gad, Sept. 99!), S. Ostre Anlæg (2/8 87 and Dec. 95 O. R. see R 97 m³⁹), Vordingborg (Baagøe).

1257. ***Ustilago Rabenhorstiana*** Kühn, Syll. VII⁴⁷¹.

Digitaria glabra, S. Nyraad (Aug. 86 Jeppesen see R 95 a²⁰³).

1258. **Ustilago sorghi** (Link) Passer., Syll. VII ⁴⁵⁶.

Sorghum vulgare. S. Landbohøjskolens Mark (Oct. 06 M. Larsen, again Oct. 09 O. R.).

1259. **Ustilago echinata** Schroeter, Syll. VII ⁴⁷⁰, Syn: *Ust. verrucosa* Vgr. 99 ¹⁶⁵ non Schroeter, *Ust. Baldingeriae* Vgr., *Ust. Vestergrenii* Sacc., Syll. XIV ⁴¹³ see Syll. XVI ³⁷³.

Phalaris arundinacea. J. Bangsbo Aa (^{21/7} 02! see R 05 b ³⁰⁷).

1260. **Ustilago panici-miliacei** (Pers.) Wt., Syll. VII ⁴⁵⁴, Syn: *Uredo segetum* δ *panici miliacei* Pers., Syn. ²²⁴, *Ust. destruens* Schlecht., Hirsebrand R 02 a ²²¹.

The spores of this species may preserve their germinating power for three years; K. Hansen kept seeds of *Panicum* in a dry place for such a period and then they produced smutted plants when they were sown (see R 99 c ¹¹⁵).

Panicum miliaceum. S. Lyngby (K. H. Oct. 92 see R 93 c ⁶²⁸ & 94 f ³⁶ again ^{3/9} 97).

1261. **Ustilago hypodytes** (Schlecht.) Fries, Syll. VII ⁴⁵³, Skedebrand (R 02 a ²²⁰), Marehalmbrand (R 04 a ²⁹).

The mycelium of this species is perennial in the host-plant and prevents it from flowering. The forms on *Triticum* and *Calamagrostis* are possibly to be considered as two distinct species (see Plowright in Gard. Chron. XIII 1893 ⁴²⁵).

Calamagrostis arenaria. J. Skagen!, Tværsted. *Calamagrostis arenaria* \times *epigejos*. Fanø (P. N.). *Hordeum arenarium*. J. Skagen (E. W., Porsild, O. R., L. K. R.), Højen (M. L. M), Tannishus!, Aalbæk, Jerup (O. R.), Strandby, Grenaa (Exc. ^{2/8} 92), Fanø (P. N. & Gelert), Anholt (common see O. Paulsen 98 ²⁸²), Samsø (Exc. ^{26/7} 87); F. (Exc. ^{13/7} 72); S. Hornbæk (H. M.), Køge. *Triticum repens*. J. Løgstør (Hein); F. Odense, Nyborg; Vresen; Lang. Faarevejle (^{28/6} 70); S. Fredriksværk, Hummeltofte, Korsør & Espe (F. K. R.), Ørslov (P. N.), St. Hedinge (K. H.), Hammer (Jak. Lge). *Triticum junceum* \times *repens*. J. Strandby (R 90 e); S. Lindersvold.

1262. **Ustilago ornithogali** (Schmidt & Kunze) Magnus, Syll. VII ⁴⁵², R 90 e ¹⁴¹, Syn: *Ust. umbrina* Schroeter.

April–May, most frequently in company with *Uromyces gageae*. *Gagea lutea*. J. Viborg (Gad); F. Ringe!, Vejstrup Aaskov (R 79 ²⁴); Lang.; S. Fortunen, Boserup (Thomsen); B. *Gagea minima*. S. Ledreborg (^{13/5} 6S Thomsen). *Gagea spathacea*. F. Skaarup.

1263. **Ustilago Vaillantii** Tulasne, Syll. VII ⁴⁶⁵, R 02 a ²²¹.

The mycelium is perennial in the host-plant, Jakob E. Lange has stated its presence in the anthers of *Scilla bifolia* in a garden near Dalum for 17 years, without infecting other species of *Scilla* growing close by (see R 92 g ⁶⁶), April.

THIS PAGE IS LOCKED TO FREE MEMBERS
Purchase full membership to immediately unlock this page



Never be without a book!

Forgotten Books Full Membership gives universal access to 797,885 books from our apps and website, across all your devices: tablet, phone, e-reader, laptop and desktop computer

A library in your pocket for \$8.99/month

Continue

*Fair usage policy applies

1269. **Ustilago major** Schroeter, Syll. VII ⁴⁷⁷.

Silene otites. J. Blaavand (F. K. R. see E. W. 03 ⁶⁸); Fanø (^{8/8} 79 P. N. again ^{12/7} 93 E. W. 94 ⁶²).

1270. **Ustilago pinguiculae** Rostrup 90 e ¹⁴⁴, Syll. IX ²⁸².

Soris pallide rufo-violaceis, sporis subhyalinis, tenuiter reticulatis, globosis, 5—6 μ diam. vel ovoideis 7—8 μ \times 6 μ . In antheris.

Is much like the two preceding species, the spores occur in the anthers in June—July, and the mycelium is perennial in the host-plant. No doubt it is quite common but rather inconspicuous. Abroad it has been recorded from Norway (Alten see Vgr. 02 ¹⁷⁸), Sweden (Gotland see Juel 96 ²²³ & Vgr. 00 b) and Russia (Oesel see Vgr. 03 ⁹⁹). Winter (Hedwigia 1878 ⁹⁸) and Schellenberg (11 ⁵⁴ c. icon.) have found it in many places in Switzerland on *Pinguicula alpina* while *P. vulgaris* growing close by was not infected, accordingly there seems to be more form. spec. within this species.

Pinguicula vulgaris. J. Bjerget i Thy (E. W. ^{20/7} 88), Rindsholm!.

1271. **Ustilago intermedia** Schroeter, Syll. VII ⁴⁷⁶, R 90 e ¹⁴⁴.

In the anthers of *Scabiosa columbaria*, Møen Aborrebjerget (^{8/8} 79).

1272. **Ustilago scabiosae** (Sow.) Wt., Syll. VII ⁴⁷⁵, R 90 e ¹⁴⁴, Skabiosebrand (R 04 a ²⁸).

In the anthers, July—August. *Knautia arvensis*. F. Holmdrup (^{19/7} 64); S. Tisvilde, Hornbæk; B. Hammershus.

1273. **Ustilago cardui** F. de W., Syll. VII ⁴⁷⁷, R 90 e ¹⁴⁶, Tidselbrand (R 04 a ²⁹).

In the heads of *Carduus acanthoides*. B. Listed, Svaneke & Neksø (R 06 dd ³⁷²).

1274. **Ustilago scorzonerae** (A. & S.) Schroeter, Syll. VII ⁴⁷⁸, R 90 e ¹⁴⁶.

Scorzonera humilis. S. Jonstrup Vang (June 65 H. M., again ^{26/5} 89 E. W. and ^{5/6} 96), Vallensbæk Mose (C. H. O.).

1275. **Ustilago tragopogonis pratensis** (Pers.) Wt., Syn: *Uredo tragopogi pratensis* Pers. Syn. ²²⁵, *Uredo tragopogi* Schum. no 1579, *Ustilago tragopogi* Schroeter, Syll. VII ⁴⁷⁷, R 90 e ¹⁴⁵, *Ustilago receptaculorum* Tul., Gedeskægbrand (R 04 a ²⁸).

The mycelium of this species as also of the above-mentioned one penetrates the host-plant causing it to be lower in growth and most frequently to produce only one head. Not uncommon from May—August.

Tragopogon porrifolius. S. Landbohøjskolens Have (R 95 a ²⁰³), Vordingborg (Jeppesen). *Tragopogon pratensis*. J. Skive!, Viby (A. Lge), Friesholt (H.M.); F. Vejstrup (^{8/6} 64), Tved; S. Landbohøjskolens Mark (F. K. R.); B. Olsker.

Sphacelotheca.

1276. **Sphacelotheca hydropiperis** (Schum.) de By., Syll. VII⁴⁹⁹, R 90 e¹²⁶ c. icon., Syn: Uredo hyd. Schum. no 1580, Vandpeberens Brandstøv (H. 37⁹¹³).

In the fruit of *Polygonum hydropiper*. J. Skaarup Mølle (V. S.), Staby (Jeppesen); F. Klingstrup, Skaarup, Svenborg; S. (Schum.).

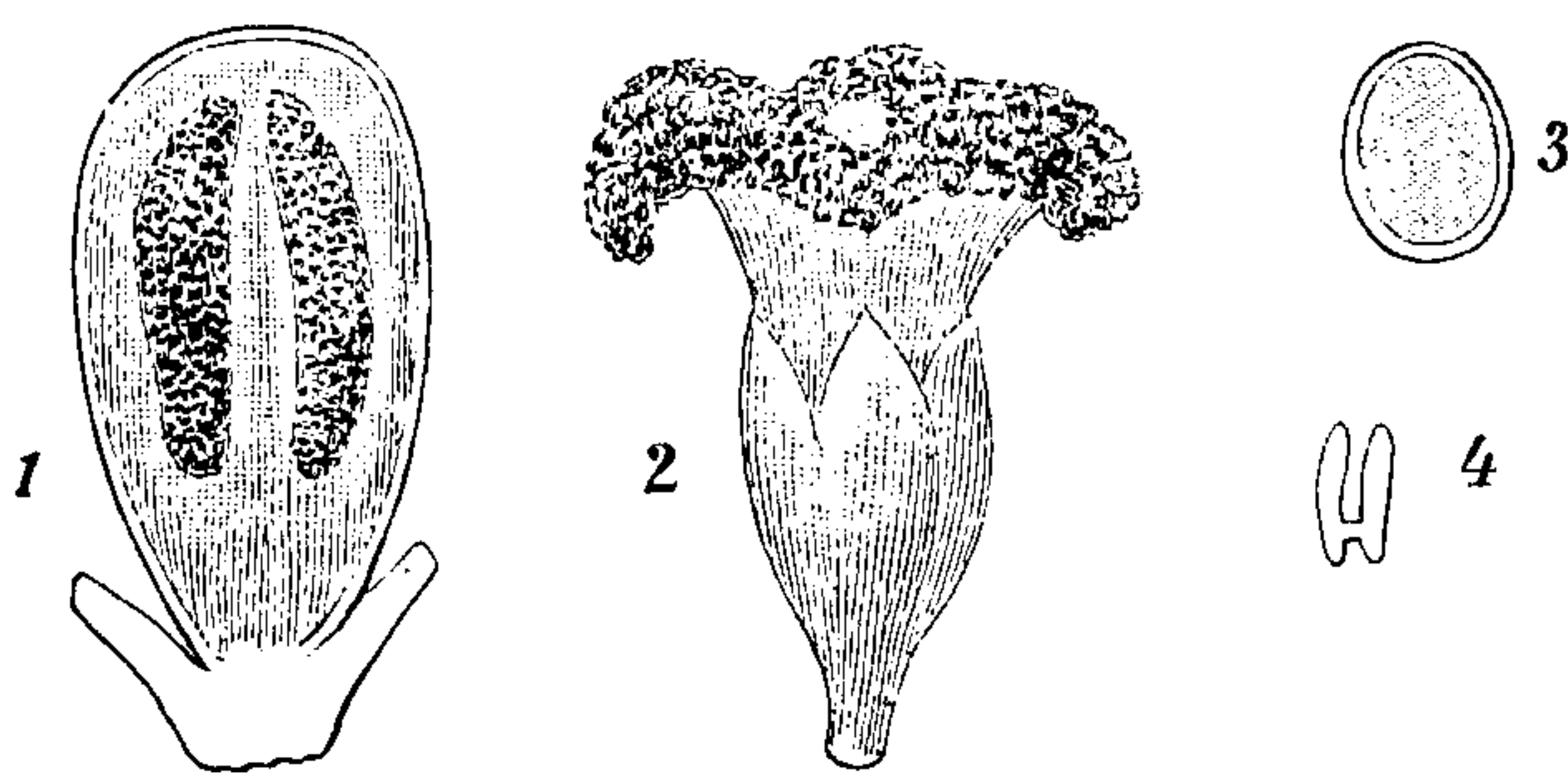


Fig. 17. *Sphacelotheca hydropiperis*. 1—2 Section through a close and on open fruit. $\frac{6}{1}$. From de Bary. 3. Resting-spore. $\frac{600}{1}$. 4. Basidiospores. $\frac{600}{1}$. From R 90 e.

Cintractia.

1277. **Cintractia luzulae** (Sacc.) Clinton 02, Syn: Ustilago luz., Syll. VII⁴⁶³, R 90 e¹⁴¹, Frytlebrand (R 04 a²⁸).

The stems of the affected plants remain upright till far on in the autumn long after the fading of the sound stems. “*Luzula pilosa* var *prolifera* Doell” is nothing but *Luzula pilosa* affected by this fungus (see Lange 86¹⁷¹, R 85 a).

Luzula pilosa. J. Dal Skov (M. L. M.), Haven Skov (July 53 M. Lange), Hansted (Jeppesen), Bredstenlund (Jeppesen), Greisdalen (Joh. Lge); Fænø; F. Boltinggaard!, Holmdrup, Skaarup; S. Tisvilde, Fredriksdal (Blytt).

1278. **Cintractia subinclusa** (Kke.) Magnus 95, Syn: Ustilago sub. Kke., Syll. VII⁴⁷², R 90 e¹⁴².

Carex pseudocyperus. S. Folehave (O. R.). *Carex riparia*. J. Lerbæk Skov (! Exs. Sydow no 357); S. Skarridsø (R 97 m³⁹), Orsløv ($\frac{18}{6}$ 87 see R 88 c). *Carex acutiformis*. S. Folehave (O. R.).

1279. **Cintractia caricis** (Pers.) Magnus, Syn: Uredo car. Pers. Syn. ²²⁵, Fl. D. tab. 1437 fig. 1, Ustilago car. Unger, Syll. VII⁴⁶⁴, R 90 e¹⁴¹, Ust. urceolorum Tul., Uredo carpophyla Schum. no 1578, Starbrand (R 04 a²⁸).

In the fruit of *Carex* June—August, common especially in Jutland. *Carex arenaria*. J., Anholt (O. Paulsen 98²⁸²), Thurø, S., L. *Carex stellulata*. J. Hulsig!, Gaardbogaard (O. R.), Birgittelyst (Gad), Staby (Jeppesen); S. Lyng Kro (A. Lge); B. Paradisbakkerne. *Carex stricta*. J. Damgaard (J. P. F. Bang). *Carex Goodenoughii*. J. Skagen!, Hulsig!, S. Tisvilde. *Carex trinervis*. Fanø (Jeppesen). *Carex limosa*. S. Lyngby Mose ($\frac{18}{8}$ 50 & $\frac{13}{9}$ 93 F. K. R.). *Carex glauca*. Læsø (J. P. Jac. 79); J. Klitlund (M. L. M.), Trelde Skov (Exc. $\frac{24}{7}$ 88); L. Stensgaard; Møens Klint (Thomsen). *Carex panicea*. J. Hulsig!, Tolne!, Aalborg!; F. Kirkeby; S. Roskilde; B. Nexø. *Carex pilulifera*. J. Tolne!; Rosborg Aa!, Utoft; F. Helager (Exs. Thüm. Myc. no 819); S. Hornbæk, Fredriksværk, Præstø (O. R.), Skjelskør!.

1280. **Cintractia Montagnei** (Tul.) Magnus 95.

Rhynchospora alba. J. Raabjerg (O. R.), Fugl Sø near Vejle (Jeppesen); S. Næstved (Jeppesen).

Tolyposporium.

1281. **Tolyposporium junci** (Schroeter) Wor., Syll. VII ⁵⁰¹, R 90 e ¹⁵⁵ c. icon.

Juncus bufonius. J. Viborg (! Exs. Syd. no 773), Sveibæk; F. Brudager, Klingstrup, Vejstrup Aaskov (R 79 ¹²), Skaarup (²¹/₈ 74); S. Gammelmosen (R 06 cc ³⁵⁶), Bøssevænget near Næstved (Jeppesen).

1282. **Tolyposporium montiae** Rostrup 04 a ³¹, Syn: *Sorosporium montiae* R 96 m ¹²⁸, Syll. XIV ⁴²⁸, Vandarvebrand (R 04).

Sori atri; glomeruli fusci, subglobosi v. irregulares, diam. 60–80 μ , e sporis numerosis constituti; sporae breviter ellipsoideae, 5–8 μ l., brunneae, leves, difficile secedentes; promycelium filiforme, septatum.

It is also found in the Færöes (see R 01 n ³⁰⁶) and in Norway (see Vgr. 02 ¹⁷⁴), in both places on *Montia rivularis*.

In the leaves and stems of *Montia minor*. J. Juelsminde (C. H. O.); Amager Fællid (June 94 C. H. O., again ⁸/₆ 04 C. H. O. and ⁵/₆ 05 O. R.); B. Bodilsker (²⁰/₆ 67 Bergstedt).

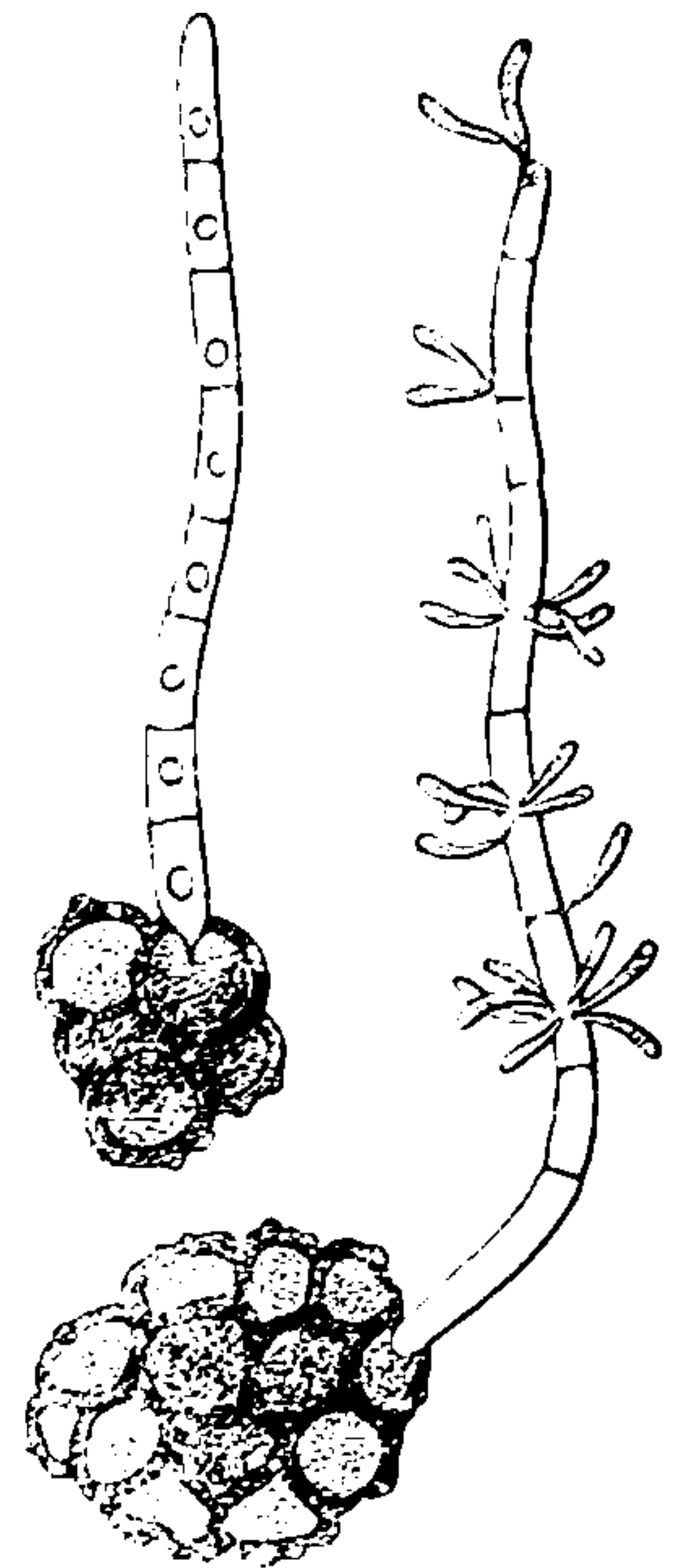


Fig. 18.

Tolyposporium junci.
Germinating resting-spores

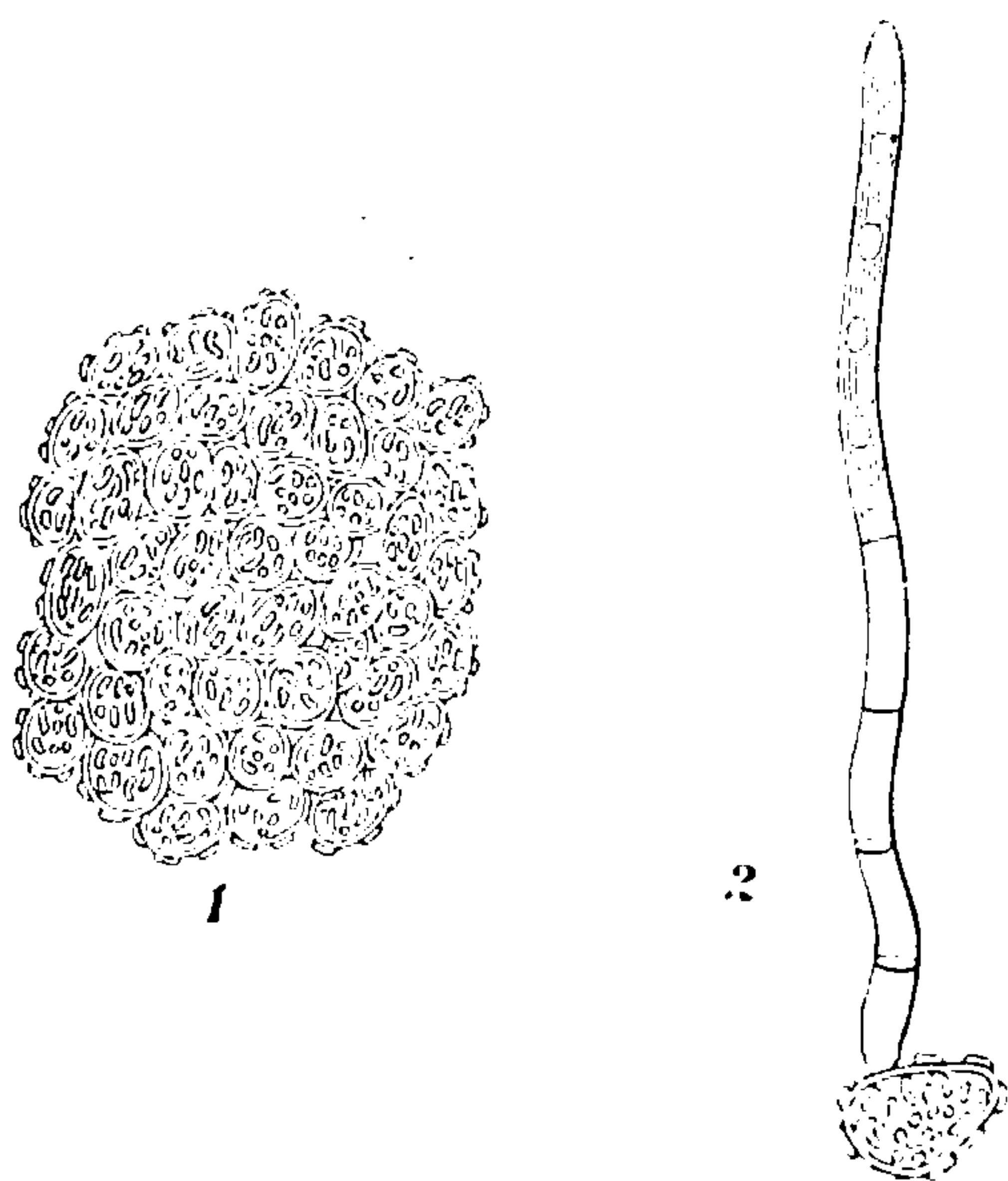


Fig. 19. *Sorosporium saponariae*.
1. Resting-spores. $\frac{300}{\mu}$. 2. Germinating resting-spore. $\frac{500}{\mu}$. From R 90 e.

Sorosporium.

This genus and the two following ones have by Schellenberg (11) been considered as belonging to Tilletiineae, but Dietel (E. & P. 00) and Lindau (08 ³¹³) class them among Ustilagineae. Schroeter (89 ²⁶⁶) has classed the genera *Thecaphora*, *Sorosporium* and *Schroeteria* in one suborder: *Thecaphorei* co-ordinated with *Tilletiei* under *Tilletiineae*. Rostrup will not recognise the necessity of dividing *Hemibasidii* into subdivisions (R 02 a ²¹¹).

1283. **Sorosporium saponariae** Rudolphi, Syll. VII ⁵¹¹, R 90 e ¹⁵⁸ c. icon.

THIS PAGE IS LOCKED TO FREE MEMBERS

Purchase full membership to immediately unlock this page

Know Your Bible

Forgotten Books' Full Membership provides unlimited access to more than 28,000 volumes of Christian literature for \$8.99/month

**HOLY
BIBLE**

Continue

*Fair use policy applies

1287. **Thecaphora hyalina** Fingerhut, Syll. VII ⁵⁰⁸, Syn: *Thec. convolvuli* (Desm.) Rostrup 90 e ¹⁵⁷, *Ustilago capsularum* Fries S. M. III ⁵¹⁹, Snerlebrand (R 04 a ³⁰).

Rostrup has examined this species very closely (R 98 b); he found the mycelium to penetrate the whole host-plant producing conidia in all the anthers (in July—August). The conidial stage has been described under the name of *Gloeosporium antherarum* Ouds; Syll. XVI ⁹⁹⁸, All. VII ⁹⁴⁸. In August—Septb. the resting-spores are found in the capsules.

Convolvulus arvensis. F. Bjørnemose, Klingstrup (^{28/8} 80); S. Tisvilde, Klinten in Odsherred, København; Am. Kastrup Mølle; L. Stensgaard.

Tilletiineae.

Tilletia.

Massee (01) has given rather an unsatisfactory monograph of this genus.

1288. **Tilletia sphagni** Nawaschin, Syll. IX ²⁸⁶.

Sphagnum mucronatum. S. Lerbjerg Mose near Hvalsøe (^{5/9} 89 C. Jensen see R 05 b ³⁰⁷).

1289. **Tilletia holci** (West.) Rostrup 99 a ²⁵⁶, Syn: *T. Rauwenhoffii* F. de W. 77 ⁵⁰, Syll. VII ⁴⁸⁴, Hestegræs-Stinkbrand (R 04 a ²⁹), Fløjlsgræs-Brand (Dorph-Petersen 09 ⁷³²), Lit: R 02 a ²²³, Lind 05 ⁴²⁸, Aarsberetning fra Dansk Frøkontrol 1897—98 ²⁸.

Holcus lanatus. F. Lykkesholm Skov (! see R 99 c ¹²⁶). *Holcus mollis*. J. Livø (Exc. ^{25/7} 10), Skive (! Exs. Sydow no 372 & Vgr.); F. Lykkesholm Skov!, Ryslinge (! ^{15/7} 97); S. Snekkersten, Virum Mose (O. R.).

1290. **Tilletia decipiens** (Pers.) Kke., Syll. VII ⁴⁸², R 90 e ¹⁴⁸, Syn: *Uredo segetum* f. *decipiens* Pers. Syn. ²²⁵, *Till. sphaerococca* F. de W., Hvenebrand (R 93 c ⁵¹, 02 a ²²³), Hvenens Stinkbrand (R 04 a ²⁹).

The mycelium penetrates the whole host-plant causing the affected plants to be dwarfish; such plants have been described as *Agrostis pumila* L. (Fl. D. tab. 1802, see also Lange 51 ⁶⁰, R 85 a, 95 n, 96 m ¹³⁰).

Agrostis canina. J. Gaardbogaard (O. R.); Samsø Brattingsborg (Thomsen). *Agrostis vulgaris*. J. Gaardbogaard (O. R.), Klitmøller, Feggeklit (Exc. ^{24/7} 10), Vilsted (Th. Jensen), Logstør Kanal (Th. Jensen), Aalborg Signalbakke, Hammerum (Joh. Lge), Vejle; S. Tikob; Glæno ("Ustilago carbo" P. N. 73 a ⁴⁴⁶); L. Gottesgabe (July 65). *Agrostis alba*. J. Haraldstedlund (Joh. Lge); S. Roskilde (Thomsen).

1291. *Tilletia separata* Kunze, Syll. VII ⁴⁸³.

In the fruit of *Agrostis spica venti*. L. Stensgaard (^{22/7} 95 in abundance, see R 97 m ³⁹).

1292. *Tilletia caries* (de Cand.) Tul., R 90 ¹⁴⁷ c. icon., Syn: *Til. tritici* (Bjerk.) Wt., Syll. VII ⁴⁸¹, *Uredo sitophila* Ditm., Stenbrand (Ørsted 63 c ¹² & ⁶⁹ c. icon.), Hvedebrand (P. N. 73 a ³⁵³), Hvedens Stinkbrand (R 69 ²⁶, 71 ¹⁶ c. icon., 92 f c. icon., 93 c ⁴⁹ c. icon., 02 a ²²² c. icon., 04 a ²⁹).

Is mentioned in several places of the modern and ancient agricultural literature. I suppose Troyel to be the first to mention it in 1791 ⁴²; the treatment of the grain is described by Abraham Olsen 1791, Høegh 1797 ¹¹⁸, Schøler 1807 & 15, Fjelstrup 17, Niels Remmer 18, P. Nielsen 73 b ⁷³, 75 a ²⁹, 76 a; concerning a most destructive attack on the wheat in 1840 see Drejer & Liebman 1840 c. icon.; on disease of the cattle caused by their eating smutted fodder see Oppermann 79; concerning the appearance of the disease during the later years see for instance M. L. M. (June 11) etc.

Very common on *Triticum sativum* in all parts of the country, July—Aug.

1293. *Tilletia foetens* (Berk. & Curt.) Trelease, Syn: *Til. levis* Kühn, Syll. VII ⁴⁸⁵.

Only found on *Triticum sativum* f. *aestivum*. S. Lyngby (abundantly ^{6/9} 98 K. H. see R 99 a ²⁵⁷, 99 d ⁴⁰, 02 a ²²³).

1294. *Tilletia controversa* Kühn, Syll. VII ⁴⁸³.

Triticum repens. J. Feggeklit (Exc. ^{24/7} 10), Skive (! Exs. Syd. no 394, R 05 b ³⁰⁷); B. (Aug. 77 Bergstedt), Læsaen (O. R.).

1295. *Tilletia lolii* Awd., Syll. VII ⁴⁸³, R 90 e ¹⁴⁸ & 02 a ²²⁵, Rajgræssets Stinkbrand (R 04 a ²⁹).

Lolium temulentum. J. Skagen (abundantly P. N. 73 a ⁴⁴⁶). *Lolium remotum*. J. Mols; S. Snedinge (^{2/7} 72 P. N.); Møen Aalebæk (P. N.).

1296. *Tilletia striiformis* (West.) Ouds., Syll. VII ⁴⁸⁵, R 90 e ¹⁴⁸, Magnus 95, Syn: *Ustilago str.* Niessl, Schellenberg, 11 ³³, *Tilletia de Baryana* F. de W., *T. milii* Fuck., *T. brizae* Ule, Syll. VII ⁴⁸⁷, *T. alopecurivora* Ule, Syll. VII ⁴⁸⁷, *T. airae caespitosae* Liro 04 ¹⁵, Græssernes Stinkbrand (R 04 a ³⁰).

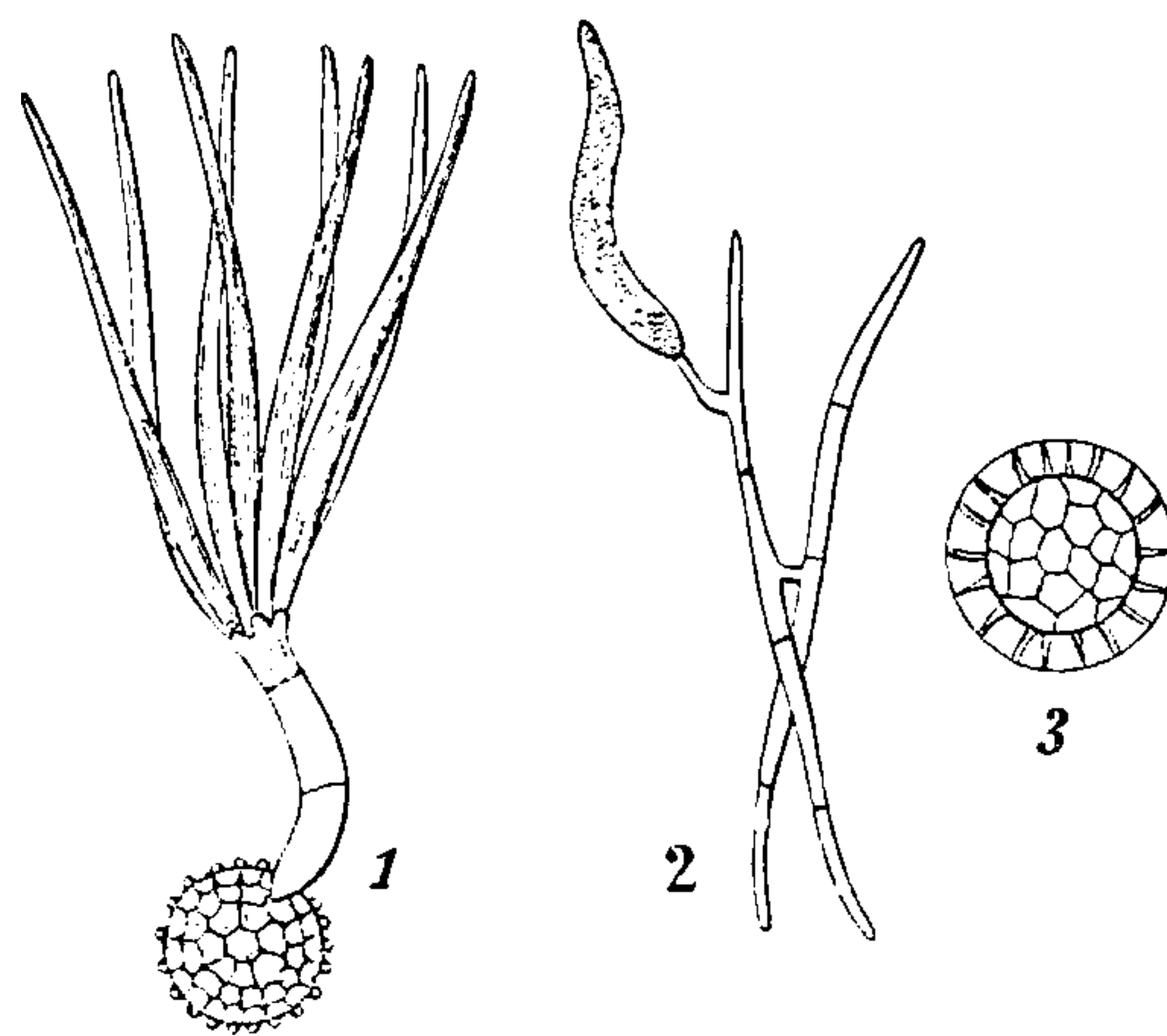


Fig. 21. *Tilletia caries* & *controversa*. 1. *Tilletia caries*. Germinating resting-spore. $\frac{300}{\mu}$. From Brefeld. 2. 2 basidiospores producing a conidium. $\frac{400}{\mu}$. 3. *Tilletia controversa*. Resting-spore. $\frac{400}{\mu}$.

It has not yet been proved whether all the said forms are really to be joined into one species, still, such morphological differences as might condition a difference of species do not occur.

The attack of this smut prevents the grasses from flowering (R 85 a).

The mycelium is perennial in the host and attacks all the species of every leaf originating from the same root.

Holcus lanatus. J. Skovsgaard near Viborg!. *Holcus mollis*. J. Rimmen!, Odder!, Gedved (Jeppesen); F. Skaarup (Exs. Thüm. Myc. no 1020), Holmdrup (13/7 69); S. Nærumgaard!, Lyngby (K. H.). *Aira caespitosa*. J. Gaardbo Sø (O. R.). *Milium effusum*. F. Ringe!, Skaarup, Svenborg, Hvidkilde, S. Svenstrup (R 97 n). *Agrostis alba*. F. Nyborg (Jak. Lge).

1297. **Tilletia aculeata** Ule, Syll. VII⁴⁸⁷.

In the leaves and sheaths of *Triticum repens*. J. Skive!, F. Odense Kanal!, Hjallesø (Jak. Lge); S. Lyngby (8/7 98 K. H. see R 99 a²⁵⁷).

1298. **Tilletia calamagrostidis** Fuckel, Syll. VII⁴⁸⁵.

In the leaves of *Calamagrostis epigejos*. S. Fredriksværk norske Bakke (July 90 see R 92 g⁶⁶).

Entyloma.

1299. **Entyloma crastophilum**, Sacc., Syll. VII⁴⁹¹, R 90 e¹³³, Schellenberg 11¹¹⁰. See tab. V fig. 62.

Is very closely connected with *Entyloma hieroense* Har. & Pat. 04, Syll. XVII⁴⁸³ and *Entyloma irregularis* Johanson 84.

Festuca rubra. F. Christiansminde. *Poa bulbosa*. B. Gudhjem. *Holcus lanatus*. F. Skaarup. *Avena pubescens*. J. Tapdrup!. *Agrostis vulgaris*. J. Feggeklit (Exc. 24/7 10). *Cynosurus cristatus*. F. Vængemose (16/9 82), Bjørnemose.

1300. **Entyloma catenulatum** Rostrup 90 e¹³³, Syll. IX²⁸⁷. See tab. V fig. 61.

Maculis griseis oblongis, 1 mm longis; sporis ellipsoideis 6—7 μ \times 5 μ , rarius globosis, atro-brunneis, saepe in catenulas connexis. Distinguished from the preceding by the much smaller spores.

Aira caespitosa. F. Skaarup (24/4 70).

1301. **Entyloma ossifragi** Rostrup 90 e¹³³, Syll. IX²⁸⁷. See tab. V figg. 59 & 60.

Maculis griseis, saepe subrectangularibus, ad $\frac{1}{2}$ mm diam. Sporis subglobosis, 9 μ diam. membrana brunnea.

Narthecium ossifragum. J. Silkeborg Vesterskov Afd. Dybdal 86 d (17/9 85).

1302. **Entyloma ranunculi** (Bon.) Schroeter, Syll. VII⁴⁸⁸, R 90 e¹³⁰, Vortero-brand (R 04 a²⁶).

Its conidial stage is called *Fusidium leptospermum* Pass. (see Höhn. 06 a).

THIS PAGE IS LOCKED TO FREE MEMBERS
Purchase full membership to immediately unlock this page



Never be without a book!

Forgotten Books Full Membership gives universal access to 797,885 books from our apps and website, across all your devices: tablet, phone, e-reader, laptop and desktop computer

A library in your pocket for \$8.99/month

Continue

*Fair usage policy applies

1311. **Entyloma linariae** Schroeter, Syll. VII⁴⁹¹, Torskemundbrand (R 04 a²⁷).

Linaria vulgaris. Læsø!; J. Viborg!, Gedved. (Jeppesen); F. Vængemose (Johanson), Bjørnemose; Thorseng Valdemarslot (Johanson 11/9 82).

1312. **Entyloma picridis** Rostrup in Fischer de Waldheim: Zur Kenntniss der Entyloma-Arten. Bull. Soc. nat. de Moscou 1877³, Syll. VII⁴⁹², R 90 e¹³². See tab. V fig. 63.

Out of Denmark it has been found for instance in Thuringia (Sydow. Mycot. germ. no 776), Oberammergau (All. & Schnabl: Fungi bav. no 304) and in Switzerland (see Schellenberg 11¹²¹).

Picris hieracioides. F. Christiansminde (13/7 76 Exs. Thüm. Myc. no 1815); Falst. Stubbekøbing.

1313. **Entyloma matricariae** Rostrup in Thüm. Myc. no 2223 (1884), Syll. VII⁴⁹⁰, R 90 e¹³¹, Syn: Ent. matricariae Trail in Plowr. 89²⁹¹, Ent. Trailii Masee, Syll. XI²³³ (see Magnus 95), Kamillebrand (R 04 a²⁷). See tab. V figg. 64, 65 & 66.

The original specimens were found by C. J. Johanson near Upsala. The species seems to be very common in Denmark and in the neighbouring realms as well; it seems to be limited to this single host; I have also found the 3—4 septated conidia, described by Trail, on Danish specimens so I do not doubt of the identity of Rostrup's and Trail's homonymous species.

Matricaria inodora. J. Gedved (Jeppesen); F. Dalum (Jak. Lge), Hesselager, Skaarup (5/10 82); S. Lyngby (! Exs. Syd. no 391), Fredriksholm (R 97 m³⁹); Amager!.

1314. **Entyloma achilleae** Magnus 00⁸, Syll. XVI³⁷⁶.

Achillea millefolium. J. Gedved (Jeppesen see R 97 m³⁹); S. Charlottenlund (14/10 84); Am. Kastrup Mølle, Geværabrikken!.

1315. **Entyloma bellidis** Krieger, Syll. XIV⁴²⁴.

The form of *Bellis* may possibly be an autonomous species, after all it is very difficult at present to state the true limitation of all the species of *Entyloma* found on Compositae; the small differences appearing in the descriptions of the various authors are, no doubt, owing to their having had too little material for their examinations.

Bellis perennis. F. Skaarup; L. Stensgaard.

1316. **Entyloma calendulae** (Ouds.) de By., Syll. VII⁴⁹², R 90 e¹³², 02 a²²⁷, Kurveblomstbrand (R 04 a²⁷).

Calendula officinalis very common May—Decbr. (Exs. Thüm. Myc. no 1422). *Erigeron acer*. J. Hadsund; L. Nakskov Fjord. *Arnoseris minima*. J. Silkeborg Vesterskov. *Hieracium pilosella*. J. Løgstrup!. *Hieracium murorum*. S. Botanisk Have. *Hieracium vulgatum*. J. Viborg!; S. Næstved (Jeppesen). *Crepis biennis* (hosp. nov.). F. Svenborg (P. N.). *Leontodon hispidus*. F. Klingstrup.

Melanotaenium.

1317. **Melanotaenium ari** (Cooke) Lagerheim, Syn: *Ustilago plumbea* Rostrup in Thüm. Myc. 1876, Syll. VII ⁴⁵⁸, *Melanot. plumbeum* (R) Pirotta in Nuova Giornale bot. italic 1889, R 90 e ¹³⁵ (see Lind 07 b).

Its mycelium winters in the subterranean parts of the hostplant, the spores are found in the living leaves and petioles in May and June.

Arum maculatum. J. Stensballegaard Skov!; F. Vejstrup Aaskov (R 79 ²¹), Vængemose (⁴/₆ 63), Tiselholt (June 75 Exs. Thüm. Myc. no 536), Skaarup; Thorseng Horseskov, Bregninge; Langeland; S. Stensby (Thomsen), Stignæs (Exc. ²³/₆ 07), Glænø (P. N.), Ormsø (R 93 e), Vordingborg Kirkeskov (Jepesen), Oringe (Gad); Falst. Næsgaard Skov (Exc. ²⁵/₆ 11).

1318. **Melanotaenium endogenum** (Unger) de By., Syll. VII ⁴⁹², R 90 e ¹³⁴ c. icon., Snerrebrand (R 04 a ²⁶).

The mycelium is perennial in the host-plant, the spores are found in the stems May—July; not uncommon.

Galium mollugo. F. Vormark (Jak. Lge), Hesselager, Skaarup (¹⁷/₅ 77); S. Fredriksværk, Villingebæk (Exc. ¹⁵/₆ 84), Magleby Skov (O. R.), Skelskør (Exc. ²²/₆ 07); Møen Liselund (Exc. ¹²/₆ 09); B. Rutsker (R 06 dd ³⁷²). *Galium mollugo* × *verum*. J. Haastrup Strandl. *Galium verum*. J. Klitmøller (R 96 m), Fly!; F. Fyens Hoved (Jak. Lge), Nyborg; Ærø Rise Strand (Jak. Lge); S. Helene Kilde, Rørvig (F. K. R.), Kongsøre Strandl, Fredrikssund!, Lystrup Hegn!.

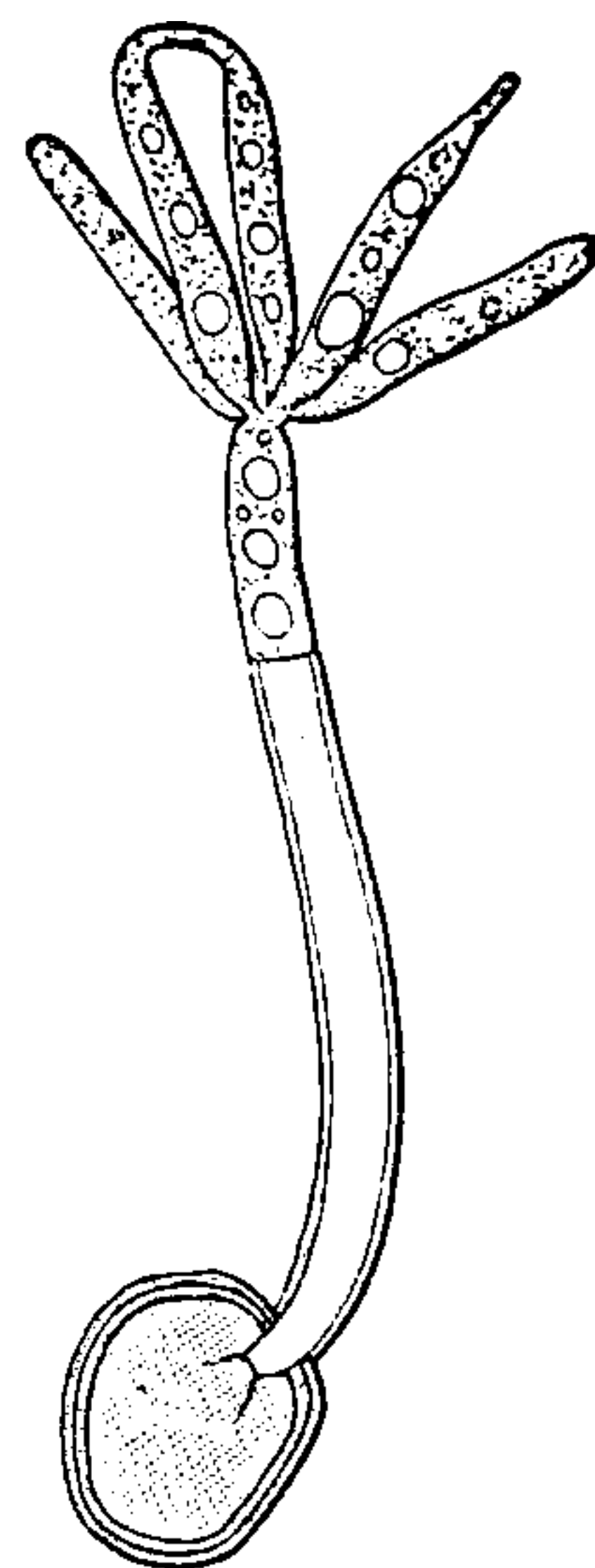


Fig. 22. *Melanotaenium endogenum*. Germinating resting-spore. $\frac{500}{1}$. From Woronin.

Entorrhiza.

1319. **Entorrhiza Aschersoniana** (Magnus) Lagh., Syll. VII ⁴⁹⁷, R 90 e ¹⁵⁸, Syn: *Schinzia* Asch. Magnus.

On the roots of *Juncus bufonius*. July—Sept. J. Fredrikshavn!, Sæby, Klitmøller, Ferring Sø (C. H. O.), Randbøldal, Trelde Skov; S. Charlottenlund (July 85); B. Almindingen.

1320. **Entorrhiza scirpicola** (Correns) Sacc., Syll. XIV ⁴²⁵. *Scirpus fluitans*. Fanø (Sept. 1911 Raunkiær).

1321. **Entorrhiza cypericola** (Magnus) Weber, Syll. VII ⁴⁹⁸. *Carex limosa*. S. Lyngby Mose (Sept. 93 F. K. R. see R 94 f ³⁶ again ²⁷/₁₀ 95 C. H. O.).

1322. **Entorrhiza vaccinii** Rostrup, deliniated by Rostrup (see Hartz 09 tab. VII fig. 4—6) but not described.

On roots of *Vaccinium uliginosum*. J. Tuesbøl in interglacial deposits (Nic. Hartz).

Tuburcinia.

1323. **Tuburcinia trientalis** Berk., Syll. VII⁵⁰⁷, R 90 e¹⁵⁰ c. icon., Skovstjernebrand (R 04 a³⁰).

The mycelium penetrates the host-plant and produces the conidial stage, called *Ascomyces trientalis* Berk., in May—June and the resting-spores in July—August.

Trientalis europaea. J. Knivholt!, Odden Skov (Lind 01), Bruddal!, Rydhavel, Lundgaard Skov!, Hald Bøgeskov (Gad), Silkeborg (F. K. R.), Addit Skov, Kjeldkær near Vejle (Jeppesen); S. Hornbæk (Exc. 15/6 84), Teglstrup Hegn (7/7 73), Fredensborg, St. Hareskov (21/7 74 H. M. see de By. 82⁵).

1324. **Tuburcinia primulicola** (Magnus) Rostrup 90 e¹⁵⁰ c. icon., R 02 a²²⁸, Syn: *Urocystis prim.* Magnus, Syll. VII⁵¹⁷, Kodriverbrand (R 04 a³⁰).

The mycelium is perennial in the host-plant, producing conidiis — called *Paipalopsis Irmischiae* Kühn, Syll. IV⁴⁷, Ldau VIII⁸⁹ & IX⁷²⁸ — in the flowers in May and the resting spores in the capsules June—July (see R 85 f).

Primula officinalis. J. Stensballegaard Skov (Jeppesen June 75), Barritskov (O. R.). *Primula elatior*. J. Staby (Jeppesen); F. Lundegaard (Gad); S. Tryggerød (Raunkiær), Hylleholt (E. W.), Rosenfeld (Jeppesen, Exs. Thüm. Myc. no 2023). *Primula acaulis*. J. Staby (Jeppesen); L. Sundby (O. R.).

Urocystis.

1325. **Urocystis luzulae** (Schroeter) Wt., Syll. VII⁵¹⁶.

In the leaves of *Luzula multiflora*. F. Lykkesholm Skov (! 8/7 97 see R 99 a²⁵⁶).

1326. **Urocystis Fischeri** Kke., R 90 e¹⁵³, Syn: *Ur. agropyri* Schroet. partim., Syll. VII⁵¹⁶.

Carex leporina. J. Trelde Skov (Exc. 24/7 88).

1327. **Urocystis occulta** (Wallr.) Rabenh., Syll. VII⁵¹⁵, R 90 e¹⁵², 92 e c. icon., 93 c⁵¹, 02 a, 04 a, Syn: *Polycystis parallela* Berk. & Br. R 69²⁷, 71¹⁹, Rugens Stængelbrand (R 69). Lit: Jensen 88 c³¹, F. K. R. 12.

It was, for the first time, recorded from Denmark by Høegh (1797¹¹⁸, see also R 02 a²²⁵); that the germinating plant is infected by its spores, and that the disease must, therefore, be controlled by treating of the grain is mentioned by Jensen (88 c), M. L. M. (May 1911) and several others. In the Isle of Bornholm in 1889 the rye was so severely affected that people fell ill in consequence of thrashing it; they complained of becoming sleepy and dull after thrashing the rye.

In the sheaths of *Secale cereale*, common in all parts of Denmark, June—July.

THIS PAGE IS LOCKED TO FREE MEMBERS

Purchase full membership to immediately unlock this page

Know Your Bible

Forgotten Books' Full Membership provides unlimited access to more than 28,000 volumes of Christian literature for \$8.99/month

**HOLY
BIBLE**

Continue

*Fair use policy applies

Viola silvatica. F. Broholm, Vejstrupgaard, Skaarup (30/7 76); S. Rungsted-hegn (Rützou). *Viola odorata culta*. J. Boller (Jak. Lge); F. Odense (Jak. Lge); S. Gjorslev (Valentiner).

1330 e. **Urocystis filipendulae** (Tul.) Fuckel, Syll. VII⁵²⁰, R 90 e¹⁵⁵, Mjødurtbrand (R 04 a³¹).

Common in the leaves of *Filipendula hexapetala*, June–July. Recorded from J. Feggeklit (Exc. 25/7 10), Vosnæs (24/7 74); S. Fredrikssund (R 95 l); B. Jons Kapel and many other places.

Doassansia.

1331. **Doassansia alismatis** (Nees) Cornu, Syll. VII⁵⁰³, R 90 e¹²⁷ c. icon., Syn: *Sclerotium alis.* Nees, Fries S. M. II²⁵⁷, *Phyllosticta Curreyi* Sacc., Syll. III⁶⁰, Skebladbrand (R 04 a²⁶).

On the leaves of *Alisma plantago*. J. Thorum!, Marselisborg, O. Nykirke (Thaning); Fænø; F. Skaarup (March 63); S. Hvalsølle Sø, Tystofte (Lind 07 b); L. Stensgaard, Pederstrup.

1332. **Doassansia intermedia** Marat, Syll. XIV⁴²⁷.

Echinodorus ranunculoides. L. Maribo Sø (20/7 05).

1333. **Doassansia sagittariae** (Fuckel) Fischer, Syll. VII⁵⁰³, R 90 e¹²⁸, Pilbladbrand (R 04 a²⁶).

Sagittaria sagittifolia. S. Nivaa Mølledam (R. Fejlberg), Strandmøllen (O. R.), Botanisk Have!, Landbohøjskolens Have (25/8 89).

1334. **Doassansia Martianoffiana** (Thüm.) Schroeter, Syll. VII⁵⁰⁴, R 90 e¹²⁸, Vandaksbrand (R 04 a²⁶).

Potamogeton natans & *gramineus*. S. Hvalsølle Sø. *Potamogeton polygonifolius*. J. Sparkær!, Non Mølle (E. R. & Gad), Avnsbjerg Skov!, Fussing Vasehus (C. H. O. see Lind 04); F. Skaarup (17/9 62).

1335. **Doassansia limosellae** (Kze.) Schroeter, Syll. VII⁵⁰⁷, R 90 e¹²⁹, Dyndurtbrand (R 04 a²⁶).

In the leaves of *Limosella aquatica*. L. Bregninge (30/7 75).

1336. **Doassansia hottoniae** (Rostrup) de Toni, Syll. VII⁵⁰⁶, R 90 e¹²⁹, Syn: *Entyloma hot.* R in Thüm. Myc. 1884, Hottoniabrand (R 04 a²⁶). See tab. IV figg. 55 & 56.

Soris minutis, rufis, hemisphaericis, gregariis, 80–200 μ diam., raro oblongis; sporis rotundato-polygonis, episporio tenui, levi, dilute fuscis, 10–14 μ diam., tegumento communi arcte adnato, bene distincto, brunneo.

A very rare species, only found once out of Denmark (Sweden Exs. Sydow fasc. VI).

In the leaves of *Hottonia palustris*. F. Skaarup & Klingstrup (July 1883 E. R. and Johanson. Exs. Thüm. Myc. no 2222 and Roum. no 4727).

Tracya.

1337. **Tracya lemnae** (Setchel) Sydow, Syll. XVI³⁷⁸, Syn: *Cornuella lem.* Setch., Syll. XI²³⁶.

Spirodela polyrrhiza. S. Utterslev Mose (²⁶/₁₀ 05 O. R.).

Supplement of the Hemibasidii.

Graphiola.

It is possible that this genus does not belong to the Hemibasidii but, as a rule, it is placed there as no better place for it has been found as yet. Höhnel, however, considers it the conidial stage of a species of Ustilagineae.

1338. **Graphiola phoenicis** (Moug.) Poit., Syll. VII⁵²², R 99 a²⁵⁷, 00 e, 02 a²²⁸, 03 i.

The mycelium penetrates the host, and the fungus causes some damage to Phoenix in the nurseries; it was first found in Denmark in 1898 and may now occur in most nurseries. Concerning its place in the system see Fischer 83, Juel 97, Höhnel 09⁸¹⁶.

Phoenix dactylifera very common. *Phoenix canariensis*. B. Rønne (Chr. Johansen).

Sorosphaera.

Sorosphaera was formerly reckoned among the Ustilagineae but is now considered a Myxomycet (see Maire 09). Still I think it fitting to mention it here as Raunkiær has not mentioned it among the Danish Myxomycetes.

1339. **Sorosphaera veronicae** Schroeter, Syll. VII⁴⁶⁶.

On the stems and petioles of *Veronica hederifolia*. S. Fortunen (R 97 m), Ermelunden (¹⁷/₅ 93 see R 95 a²⁰¹ c. icon.).

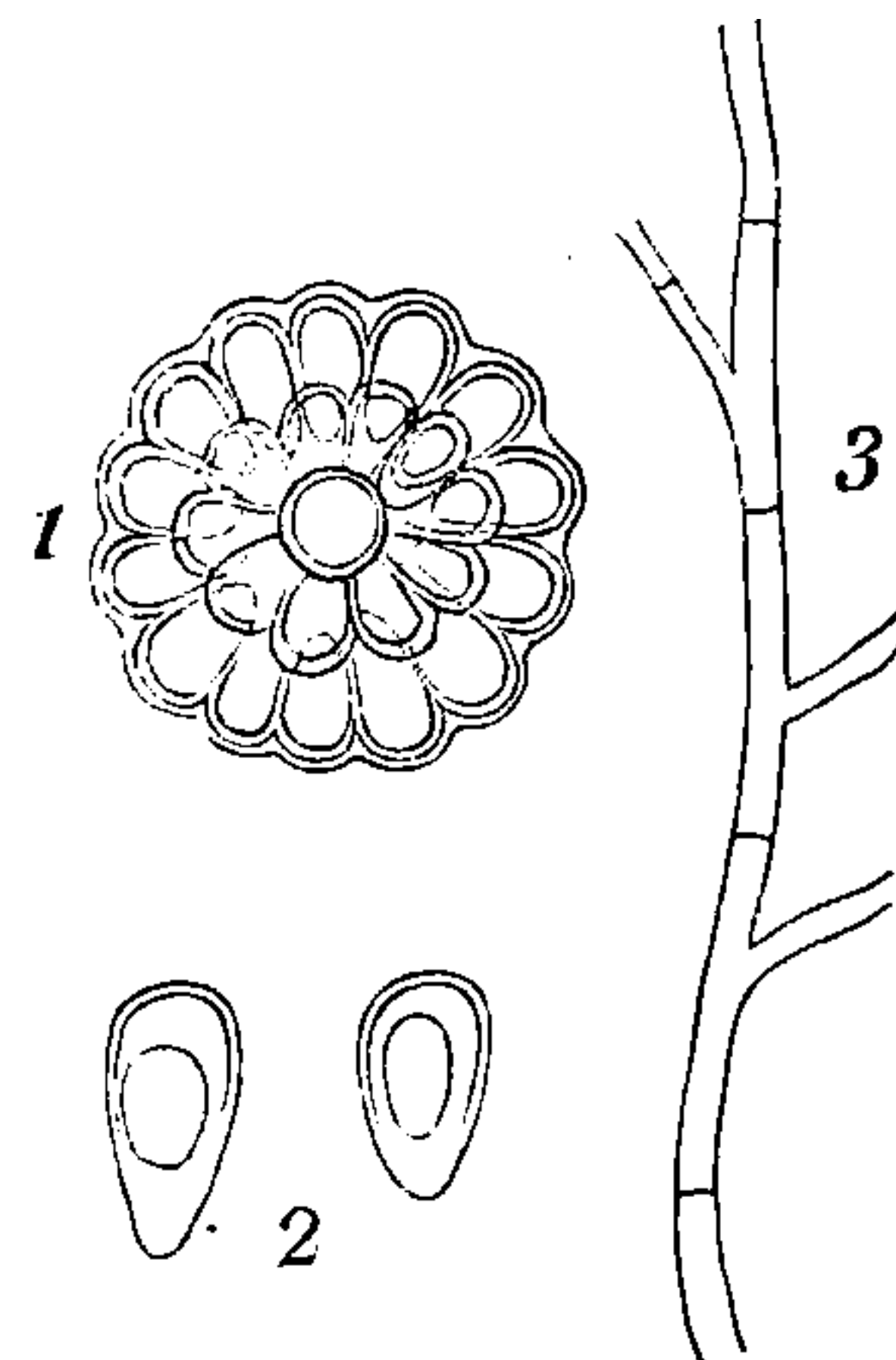


Fig. 23.
Sorosphaera veronicae.
1. Conglomerat of spores.
2. single spores. 3. Mycelium. $\frac{500}{1}$. From R 95 a.

Protobasidiomycetes.

Uredinales.

Hitherto we have been in want of a complete account of all the species of this most important group of fungi which are to be found

THIS PAGE IS LOCKED TO FREE MEMBERS
Purchase full membership to immediately unlock this page



Never be without a book!

Forgotten Books Full Membership gives universal access to 797,885 books from our apps and website, across all your devices: tablet, phone, e-reader, laptop and desktop computer

A library in your pocket for \$8.99/month

Continue

*Fair usage policy applies

experiments with Uredinales; experiments which would have roused the greatest sensation if they had then been published, but which have now been repeated later on by others. The reason for which they were not published then, must be ascribed to the fact that P. Nielsen had to interrupt these experiments to deal with other things which completely filled his time. I have made great efforts to find some diary or account of these experiments, but in vain, so most of this information is owing to the notes in P. Nielsen's herbarium. It is quite sure that Nielsen must have made a much greater number of experiments than those stated below, he must especially have made many experiments in vain, as, by that time, only a few of the relations, now familiar, were known. He himself has described his proceeding (77 b⁵), it is quite like that of the uredinologists of the present time. P. Nielsen himself has only given very scanty information of his cultivating experiments (77 a & b), and Rostrup also gives very scattered and brief accounts of them (R 82 b, 83 d²⁰⁵, 84 a, 89 b).

Coleosporium.

P. Nielsen's herbarium contains *Coleosporium* sp. on *Campanula trachelium* & *rapunculoides*, *Senecio vulgaris*, *Sonchus arvensis* & *asper*, *Alectorolophus* and *Tussilago* all produced by sowing of spores of *Peridermium pini acicola* in 1879—80—81; further information is wanting.

Klebahn later on repeated a number of these experiments in 1892 in ignorance of the results of P. Nielsen.

Melampsora.

1879 P. Nielsen infected *Populus alba* & *tremula* with caemaspores from *Mercurialis perennis* and vice versa, repeated 1880 and 1881, confirmed by Rostrup's experiment (see R 82 b¹⁰, 83 d²⁰⁶ & 84 a¹⁴).

1879 infected *Ribes* with hibernated teleutospores from *Salix undulata* & *molissima* and the following year vice versa (see R 83 d²⁰⁵, 84 a, 89 b²⁴⁹).

1880 infected *Salix cinerea* with caemaspores of *Melampsora evonymi-caprearum* Klebahn (see R 84 d).

1880 infected *Populus tremula* with caemaspores from *Corydallis cava* and vice versa 1883 (17 years before Bubak).

Uromyces.

1874 infected *Poa trivialis* with aecidiospores from *Ranunculus ficaria* & *repens*, and again 1877—78 (see P. N. 77 a³⁹).

- 1879 produced $^{26/5}$ cluster cups of *Uromyces betae* by infection $^{23/4}$ with teleutospores.
- 1880 produced *Uromyces pisi* by infection with aecidiospores on *Euphorbia cyparissias*, sent by Prof. P. Magnus from Berlin.
- 1880 produced $^{14/5}$ cluster cups on *Trifolium repens* by sowing ($^{18/4}$) wintered teleutospores of *Uromyces trifolii*.
- 1880 infected *Glaux maritima* with teleutospores from *Scirpus maritimus* (10 years before Plowright).

Puccinia.

- 1871 P. Nielsen produced cluster cups on the leaves of *Lampsana* by sowing teleutospores from wintered leaves of the same host.
- 1874 in July he produced uredo on *Lolium perenne* by sowing aecidiospores from *Rhamnus catharticus*, and the same uredospores, sown on leaves of *Avena sativa* produced again uredo (see P. N. 75 b ⁵⁵⁰ & 77 a ³⁹, E. & H. 96 ²⁵²).
- 1874–75 infected *Poa annua*, *trivialis*, *nemoralis*, *palustris* & *pratensis* with aecidiospores from *Tussilago* and vice versa (see P. N. 77 a).
- 1876 made some experiments with “*Aecidium albescens* Grev” (see P. N. 77 a ⁴¹).
- 1877 infected *Rumex acetosa* in April with teleutospores of *Puccinia Trailii* Plowr., and vice versa in July (see R 84 a ¹⁰, Klebahn 04 ²⁸⁴).
- 1878–80 he produced cluster cups on *Rhamnus cathartica* by sowing teleutospores from *Avena sativa*, *Holcus lanatus* and *Lolium perenne*. “*Puccinia lolii* Nielsen”.
- 1877–79 infected *Calamagrostis lanceolata* with aecidiospores from *Frangula alnus* and vice versa, the same aecidiospores sown on many other gramineae gave no result. “*Puccinia calamagrostidis* Nielsen” in herbario = *Puccinia coronata* f. spec. *calamagrostidis* Er.
- 1879 he produced *Puccinia sonchi* st. II on leaves of *Sonchus arvensis* & *asper* by sowing wintered teleutospores from the same hosts.
- 1880 in the same manner uredo of *Puccinia absinthii* on *Artemisia vulgaris* and uredo of *Puccinia chaerophylli* on *Anthriscus* and uredo of *Puccinia bardanae* on *Lappa tomentosa*.
- 1880 he produced teleutosori on the leaves of *Cirsium heterophyllum* by sowing teleutospores of *Puccinia cnici oleracei* and in the same manner produced *Puccinia arenariae* on *Stellaria holostea* and *Puccinia circaeae* on *Circaea lutetiana*.
- 1879 infected *Baldingera arundinacea* & var. *picta* with aecidiospores from *Convallaria majalis* (12 years before Magnus and Klebahn).
- 1879–80 infected *Majanthemum*, Paris, *Convallaria* & *Polygonatum* with teleutospores from *Baldingera arundinacea*.

- 1879—80 infected *Berberis vulgaris* with teleutospores from *Triticum repens* & *spelta*.
 1880 infected *Urtica dioeca* with teleutospores from *Carex hirta*, *ripa-
 ria* & *pallescens* (hosp. nov.).
 1879—81 infected *Rumex crispus* & *obtusifolius* and *Rheum* cult. with teleutospores of *Puccinia phragmitis* and produced uredo on *Arundo phragmites* by sowing aecidiospores from *Rumex obtusifolius*.
 1883 infected *Baldingera arundinacea* with aecidiospores from *Orchis latifolia* and vice versa (16 years before Klebahn).

Endophyllaceae.

Endophyllum.

1340. **Endophyllum sempervivi** (A. + S.) de Bary, Lit: Hoffmann 11.

Sempervivum jubatum. S. Roskilde (6/6 1888 F. Wendt see R 89 i ²²⁹ & 02 a ³²²), most likely imported with the host plant.

Melampsoraceae.

Lit: Magnus 09.

Chrysomyxa.

1341. **Chrysomyxa abietis** (Wallr.) Unger, Granrust (R 02 a ³¹⁶ c. icon. & 04 a ⁵⁶), Lit: R 89 a ¹³ c. icon., Schøyen 10.

Leptochrysomyxa whose spores germinate in spring (March), infect the young leaves; it has often been noticed that a single tree is severely affected from top to root while the neighbouring trees are almost sound. It is sure to be found in all spruce forests, as examples may be stated:

Picea excelsa. J. Vendsyssel (Løvendal 1871 see Orsted 72), Dronninglund Storskov (H. Schested), Aarhus!, Palsgaard (Fabricius), Gjøddinggaard; F. Wedellsborg (Schrøder), Skaarup; S. Geelskov (1872 Wegge see Orsted 72 ¹⁰), Ledreborg (Thomsen), Liliedal Skov (C. L. Thomsen); Møen Klinteskov (E. W.); B. Almindingen. *Picea Engelmannii* & *pungens*. S. Charlottenlund Forsthave (N. Esbjerg), Sorø!.

1342. **Chrysomyxa empetri** (Pers.) Schroeter.

Is almost exclusively found in st. II; Rostrup has found st. III and

THIS PAGE IS LOCKED TO FREE MEMBERS

Purchase full membership to immediately unlock this page

Know Your Bible

Forgotten Books' Full Membership provides unlimited access to more than 28,000 volumes of Christian literature for \$8.99/month

HOLY BIBLE

Continue

*Fair use policy applies

c. icon.), non Fischer, Filtrust & Blærerust (R 02³⁰⁸ c. icon., Lind & Ravn 10⁴⁶), Lit: R 90 a & 06 r.

Heter-eu-cronartium, st. I is perennial in the bark of Pinus, st. II & III on the under side of the leaves of numerous species of Ribes. Klebahn has proved the right correspondence of the two forms (Kleb. 88, recorded by Rostrup 90 a¹⁸⁶). Rostrup has confirmed the observations (R 95 a²⁰⁵); he sowed peridermium spores May 9. 1893 and got st. II on Ribes gracile, multiflorum and divaricatum May 23.

The strange fact that the two host-plants on which it is generally found in Europe, Pinus strobus and Ribes aureum, have been imported from America without the fungus having been known there until in 1906 (F. K. R. 11) it was brought over from Europe, has induced many mycologists to occupy themselves with the peregrinations of this fungus. (A copious list of literature concerning this subject has been collected by Stewart (06), see also Dietel (04)).

Thus it has been proved that the fungus has emigrated from Siberia where it is found on Pinus cembra without doing considerable injury. It was found by Dietrich in the Russo-Baltic Provinces in 1856 & by Körnicke in the East of Prussia 1865 (Kcke 77²⁴), but was unknown in the rest of Germany till Magnus & others found it in Stralsund & Kiel in 1872 (Magnus 74). Already on the 20. of May 1861 it was found on Pinus strobus near Helsingfors (Liro 08⁴⁴⁸) & near Fagervik in Finland in 1870. In Denmark Cronartium on currant leaves was first noticed about 1865 (R 02 a³⁰⁹) & 1872 (Ørsted 67 c¹³²); Peridermium strobis was first collected in a nursery at Hørsholm in 1877 (P. E. Müller), but according to trustworthy reports it was seen both in Jutland & in Seeland even before the year 1870. Rostrup was mistaken at first in considering it to belong to Coleosporium senecionis (R 83 d²⁰⁷, 89 a tab. IV); since 1870 it has spread very widely and is doing great injury both to Pinus and Ribes; the cultivation of Pinus strobus has in several places been quite abandoned on account of the attacks of this fungus (R 89 a & 93 a¹⁰⁷). It is so common that it would take too much time to state all its localities; in the forests of North Seeland, at Tølløse and in the forest of Dronninglund Rostrup has noticed hundreds of trees killed by this fungus (90 a¹⁸¹).

The big sori of Peridermium strobis are often attacked by Tuberculina maxima (R 02 a³³⁰) and are generally devoured by Arvicola glareola (see Boas 96⁴⁰).

St. II & III seem to be able to attack all species of Ribes, although to a very different extent; Ribes nigrum and aureum are most exposed to its attack; on Ribes grossularia it is seldom found; but chiefly on the high-stemmed species, grafted in Ribes aureum (Kleb. 92¹⁷); both Rostrup and I have, however, also found it on red gooseberries.

Pinus strobus common. *Pinus excelsa* (hosp. nov.). L. Fuglsang Have (R 02 a ³¹²). *Ribes aureum*. J. Fredrikshavn (V. S.); F. Skaarup; S. Holte (R 06 m), Lyngby (K. H.), Slagelse; Møen Stenggaard. *Ribes Biebersteinii*. S. Forsthaven ved Charlottenlund. *Ribes divaricatum*. S. Landbohøjskolens Have. *Ribes gracile* (R 95 a ²⁰⁵). *Ribes grossularia* (R 06 r). S. Vinderød Skov, Forsthaven etc. *Ribes multiflorum* (R 95 a ²⁰⁵). *Ribes nigrum* common (specimens from F. Holmdrup 1874 in Thüm. Myc. no 146). *Ribes nigrum variegatum*. S. Landbohøjskolens Have. *Ribes nigrum laciniatum*. S. Forsthaven. *Ribes petraeum*. S. Forsthaven. *Ribes rubrum*. J. Mariager, Langaa!, Linaa Vesterskov; F. Brændeskov, Raagebjærg, Klingstrup, Trolleborg (Joh. Lge); S. Landbohøjskolens Have, Hyldeholt; L. Stensgaard; Møen Hunesø; B. Rømersdal (Neger 06). *Ribes sanguineum*. J. Viborg!; Falst. Stubbekøbing (R 05 b ³⁰⁸).

Coleosporium.

Coleosporium forms a most homogeneous genus; st. I is always a Peridermium on the leaves of *Pinus* "Peridermium acicola" = *Aecidium pini* Pers. Syn. ²¹³; st. II & III are both microscopically and macroscopically very homogeneous as to all species; accordingly the limitation of the separate species is rather a matter of judgment. Fries (S. V. ⁵¹²) classified the species according to the different families of phanerogams housing teleutospores (Coleosp. synantherarum, campanulacearum etc.); modern authors classify them according to biological circumstances; but they are not always quite constant.

In May 1889 Rostrup noticed near Arresødal a severe attack of *Peridermium acicola* on *Pinus montana* and *silvestris*, evidently originating from st. III on wintered leaves of *Campanula rapunculoides*.

Also from other sides it has been confirmed later on that the teleutospores germinate directly after the finishing of their formation, and the sporidii infect the young leaves; the mycelium winters in these and develops st. I in spring.

Several of the species — probably all of them — may, however, propagate only by uredo spores all the year round (R 84 a ⁶). Rostrup (84 a ¹⁸ & 96 o ¹²⁹) once observed a curious mutation of a *Coleosporium*, finding that a *Crepis tectorum* which was surrounded by *Senecio vulgaris*, highly infected by *Coleosporium senecionis*, had a few sori of *Coleosporium* on its leaves.

Both Rostrup and P. Nielsen have made several infection experiments with *Peridermium acicola* and *Coleosporium*, but they have not published much about them (R 77 b ¹⁵⁹, 89 a, 94 f). After Wolff's statement in 1872 of the relation between *Peridermium acicola* and *Coleosporium senecionis*, many mycologists — and among those also Rostrup — considered it a fact that all forms of *Peridermium* — both "acicola" & "corticicola" — belonged to *Coleosporium senecionis*, which Rostrup expressed in several places in his publications during

the following years f. inst. R 89 a. Rostrup's "Peridermium Wolffii" indicates both forms of Peridermium, and is used by him from 1874 till about 1894 (R 90 a¹⁸⁸ c. icon. & in the herbarium).

It is necessary to put down the forms of Peridermium and of st. II & III separately, as no means are found to determine to which species of Coleosporium a specimen of Peridermium acicola in the herbarium belongs, st. II & III are most frequently found during the period July—October; on *Senecio vulgaris* and others, vegetating the whole winter, new groups of st. II are to be found all the year round.

Peridermium pini Willd., forma acicola, Syn: *Aecidium pini* Willd., Schum. no 1529, *Granens Støvskaal* (H. 37⁹⁰⁶), Lit: R 92 k.

Is to be found from April to July on the leaves of *Pinus*.

Pinus austriaca. F. Lundeberg, Brændeskov, Glorup, Vejstrupgaard; S. Glænø (P. N.). *Pinus rigida*. F. Brændeskov. *Pinus echinata*. S. Søholm Have. *Pinus laricio*. F. Glorup (30/5 74), Vejstrup Aaskov. *Pinus maritima*. J. St. Boust (Colding). *Pinus silvestris*. F. Kværndrup, Brøholm, Brændeskov, Vejstrupgaard; Thorseng Bregninge; S. Sonnerup, Rønnebæk (O. R.), Asserbo Overdrev (May 89 and again June 96 Magius), Hellebæk (Børgesen), Brede, Kaningaarden, Bromme Plantage; L. Sæbyholm. *Pinus montana*. J. Tvorup (J. Christensen); S. Gammellose!. *Pinus montana* var *pyrenaica*. J. Røddinglund Plantage (C. Dalgas).

1347. **Coleosporium pulsatillae** (Strauss) Lév., *Peridermium Jaapii* Kleb., Lit: R 02 a³²², Kleb. 05³⁷².

Pulsatilla pratensis. F. Balslev; S. Rørvig, Asserbo Overdrev (25/10 78 and again 23/7 90, R 92 g⁶⁸), Arresødal, Billesborg Skov.

1348. **Coleosporium euphrasiae** (Schum.) Wt., Syn: *Uredo euphrasiae* Schum. no 1551, *Peridermium Stahlii* Kleb. (05³⁶⁹), Øjentrøst-Brandstøv (H. 37⁹⁰⁹).

Quite common on *Euphrasia officinalis*, *parviflora*, *gracilis*, *Odontites rubra*, *pallida*, *littoralis*, *Alectorolophus major*, *minor*, *apterus*.

1349. **Coleosporium melampyri** (Reb.) Karsten, *Peridermium Soraueri* Kleb. (05³⁷⁰).

In May 1892 Rostrup noticed (94 f³⁸) that *Pinus silvestris* at "Brede Bakke" was particularly infected by *Peridermium acicola*, he therefore examined the same locality in August and found all plants of *Melampyrum nemorosum* to be quite red with *Coleosporium*. In the same year Klebahn proved the relation of those two forms by culture experiments.

Common on *Melampyrum cristatum*, *arvense*, *nemorosum*, *pratense* & *silvaticum*.

1350. **Coleosporium campanulae** (Pers.) Lév., Syn: *Uredo campanulae* Pers., Syn. ²¹⁷, *Peridermium Rostrupii* Fischer, *Periderm.*

THIS PAGE IS LOCKED TO FREE MEMBERS
Purchase full membership to immediately unlock this page



Never be without a book!

Forgotten Books Full Membership gives universal access to 797,885 books from our apps and website, across all your devices: tablet, phone, e-reader, laptop and desktop computer

A library in your pocket for \$8.99/month

Continue

*Fair usage policy applies

these are growing near pine-woods; on *Senecio* (*Cineraria*) *palustris* are always found only very few and small sori.

Senecio vulgaris, *silvaticus*, *viscosus* common. *Senecio vernalis*. J. Vroue!; Falst. Bøtø (R 99 a²⁶⁰). *Senecio pulcher*. S. Botanisk Have (A. Lge). *Senecio doria*. S. Landbohøjskolens Have (R 92 g⁷²). *Cineraria palustris*. J. Gaardbo-gaard (F. K. R. Exc. 19/7 96), Mariager!; S. Rungsted!, Skelskør (Exc. 21/6 07). *Cineraria hybrida*. L. Hardenberg (J. Jørgensen). *Crepis tectorum*. F. Skaarup (1/9 78 R 96 o¹³⁰).

1354. ***Coleosporium inulae*** (Kze.) Fuckel, *Kleb.* 05³⁶², *Peridermium Klebahnii* Fischer non Rostrup (94 f⁴¹), Lit: R 02 a³²¹.

Inula salicina. L. Hestø i Maribo Sø (16/7 99 E. W. see R 05 b³⁰⁸).

1355. ***Coleosporium sonchi*** (Pers.) Lév., Syn: *Uredo sonchi arvensis* Pers., Syn. ²¹⁷, *Uredo tuberculosa* Schum. no 1542, Fl. D. tab. 1318 fig. 1, *Uredo sonchi* Schum. no 1543, *Uredo fulva* Schum. no 1544; *Peridermium Fischeri* *Kleb.* 05³⁶¹, Lit: R 02 a³²¹.

Quite common on leaves and stems of *Sonchus oleraceus*, *asper*, *arvensis*, *paluster*.

1356. ***Coleosporium cacaliae*** (de C.) Wagner, *Peridermium Magnusianum* Fisch., *Coleosp. ligulariae* Thüm., Lit: *Kleb.* 05³⁶⁴, R 02 a³²¹.

Cacalia sp. S. Forstbotanisk Have (4/10 91 R 92 g⁷²). *Ligularia macrophylla*. S. Botanisk Have, Landbohøjskolens Have (R 92 g⁷²), Søholm near Stevns (4/8 87 R 88 c). *Ligularia gigantea*. Falst. Stubbekøbing.

Ochropsora.

1357. ***Ochropsora pallida*** (Rostrup)!, Syn: *Melampsora pallida* Rostrup 77 b¹⁵³, *Melampsidium pal.* R 02 a³⁰¹ c. icon. & R 04 a⁵³, *Ochropsora sorbi* (Ouds.) Diet., *Caecoma sorbi* Ouds 1874. *Aecidium anemones* Pers. Syn. ²¹², Schum. no 1526, Fl. D. tab. 2217 fig. 1, *Aecidium leucospermum* de C., Rønnerust (R 04 a⁵³), *Anemone's Støvskaal* (H. 37⁹⁰⁵). Lit: R 84 k.

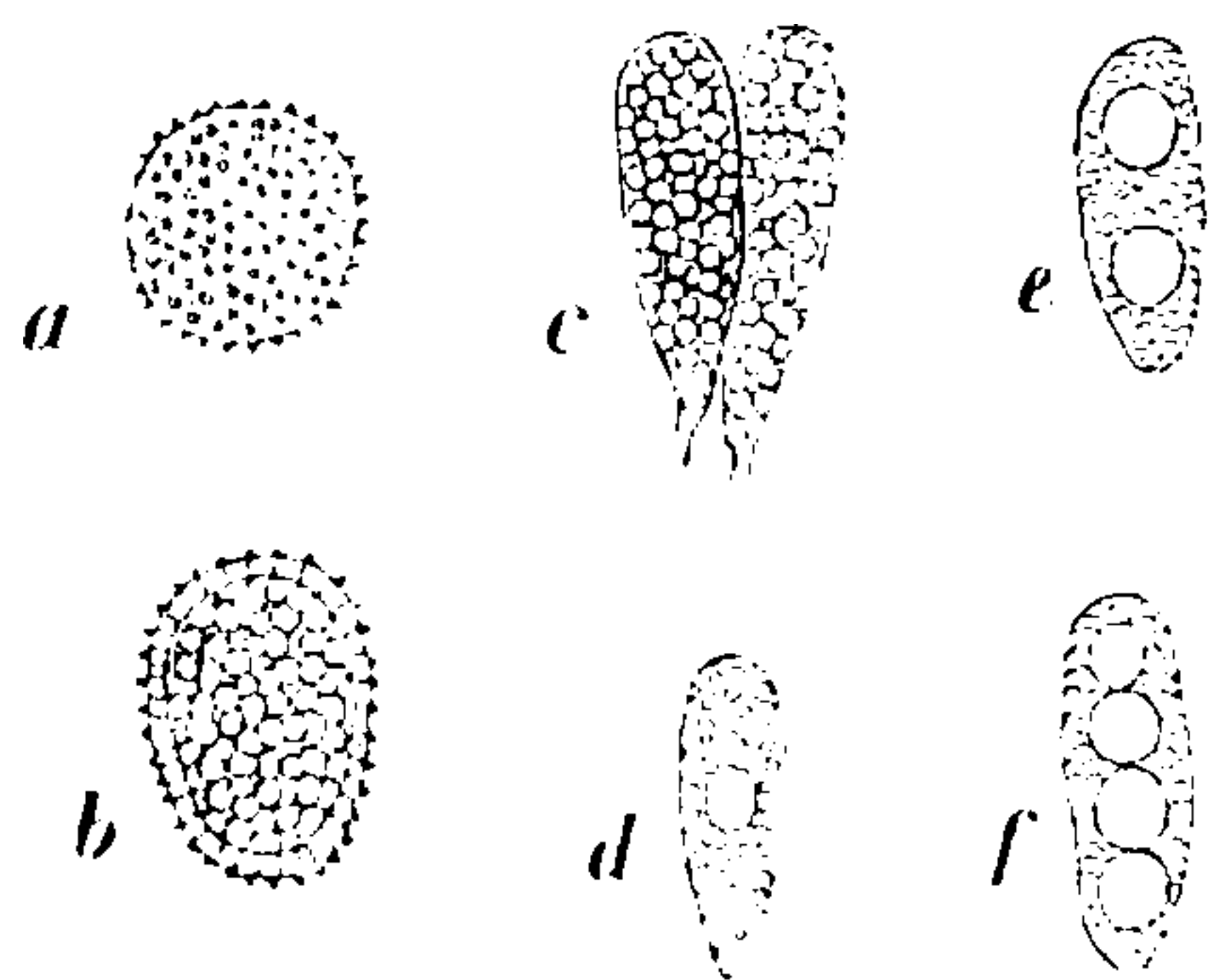


Fig. 24. *Ochropsora pallida*.

a & b Uredospores. c young. d, e, f older Teleutospores. Enlarged.

From R 02a.

Fungus teleutosporiferus: acervulis hypophyllis, aggregatis, confluentibusque, pallidis; sporis clavatis v. oblongatis, pallidis, 26—32 μ long, 10—16 μ crass., vix cohaerentibus. September 1876 (R in Thüm. Myc. no 1050).

It cannot be disputed that Rostrup is right in maintaining that his name for the teleutospores of 1877, should be preferred to the name given to it by Oudemans which is three years older, but only given to the uredo (see also Thümen & Voss 1878⁶¹²).

St. I which according to the international rules for nomenclature (Brussels 1910) is now to be called *Aecidium anemones* Pers. has its perennial mycelium in *Anem. nemorosa* (Liro 08³²); the infected leaves come out in the spring on a longer stalk and with a smaller leaf than the sound ones.

Anemone nemorosa. Common in the forrests. April–May. *Sorbus aucuparia*. J. Lundgaard near Løgstør!, Harrestrup (R & Gad), Rindsholm (Gad), Gjesten Skov; Fænø; F. Brændeskov, Klingstrup, Holmdrup, Skaarup (Sept. 76 Exs. Thüm. Myc. no 1050); S. Arresø, Skelskør (P. N.); L. Søllested; Falst. Nykøbing, Osterskov; Møen Liselund; B. Helligdommen (Neger 06³⁶⁶). *Pirus malus silvestris*. J. Krabbesholm Skov!, Greisdalen; F. Skaarup (3/9 79); S. Boserup Skov (O. R.), Billesborg Skov (R 95 k); L. Heiringe.

Melampsora.

1358. **Melampsora amygdalinae** Klebahn, R 02 a²⁹³.

The only known *Melampsora* developing all three stadies on *Salix*; caeoma forms large, oblong spots on the young branches especially of the cultivated *Salix amygdalina*, and causes great damage by tearing open the bark right down to the base of the branch.

Salix amygdalina. Lang. Lohals (Holt); L. Søllestedgaard.

1359. **Melampsora abietis-caprearum** Tubeuf; *Caeoma abietis pectinatae* Reess, *Caeoma abietis* Reess (R 90 a¹⁹³ & 02 a³²⁷).

In 1886 Rostrup found in Stenderup Nørreskov close to Kolding Fjord the same *Caeoma* on the leaves of ten-years-old *Abies alba* Miller, and close by was *Salix caprea* very much affected by uredo on the back of the leaves. Rostrup writes in his diary that he believes those two to be related, and later on (1902) Tubeuf proved the same by cultivating experiments.

Abies alba. J. Volstrup!, Stenderup Nørreskov (10/7 86); F. Langesø (13/7 86). *Salix caprea*. J. Volstrup!, Stenderup Nørreskov (10/7 86).

1360. **Melampsora allii-fragilis** Klebahn, Syn: *Caeoma alliorum* Link, *Caeoma allii ursini* Wt.

At the Bobbeaa was found (Eks. 15/5 1911) a very extensive stock of *Allium ursinum*, but it was only the specimens, growing under some old *Salix fragilis*, which were infected with caeoma on their leaves, all others were quite free from caeoma. Later on (Aug. 22.) when I visited the same place I found st. II on the leaves of *Salix fragilis*.

Allium ursinum. J. Tolstrup Aa (Jeppesen); F. Christiansminde (20/5 75); Thorseng Nørreskov (19/5 82. Exs. Thümen Myc. no 2237); L. Stensgaard; B. Bobbeaa (! Exc. 15/5 11. Exs. Vgr.). *Allium scorodoprasum*. F. Rugebjærg. *Salix fragilis*. B. Bobbeaa!(Exs. Vgr.).

1361. **Melampsora repentis** Plowr., Syn: *Mel. orchidi-repentis* Kleb., *Caecoma orchidis* (Mart.) Wt., *Caecoma orchidum* (R 79¹⁵), Lit: R 02 a²⁹¹, Kleb. 05⁴²⁶.

St. I in the leaves of Orchidaceae, June—July, st. II—III in leaves of *Salix* July—Octob.

Orchis sambucinus. J. Agri (J. Christensen Hygum). *Orchis latifolius*. J. Skive!, Bruunshaab (Gad), Ans (Leth), Addit (June 71); F. Klingstrup, Vejstrup Aaskov (R 79¹⁵), Faaborg; S. Saltbæk Vig; Møen Aborrebjærget (³⁰/₅ 52). *Orchis incarnatus*. Læsø Storeholmemose (C. H. O.); J. Skive!; S. Saltbæk Vig, Søndersøen, Lyngby Mose (¹⁴/₆ 73 H. M. and again ³/₆ 86 Raunkjær). *Orchis maculata*. Læsø (C. H. O.); J. Gaardbogaard, Floustrup!, Addit; F. Hundstofte; S. Saltbæk Vig. *Gymnadenia albida*. J. Vang (Ilsted). *Platanthera solstitialis*. Læsø Storeholmemose (J. P. J. & C. H. O.); J. Flade near Fredrikshavn!, Addit; F. Hundstofte Mose; S. Asserbo. *Salix repens* very common. *Salix rosmarinifolius*. S. Lyngby Mose (C. H. O.). *Salix aurita* × *repens*. J. Lyng Sø near Silkeborg.

1362. **Melampsora evonymi-capraearum** Klebahn 05⁴²⁵, Syn: *Melampsora capraearum* de C., *Caecoma evonymi* (Mart.) Tul., Lit: R 84 a¹³ & 02²⁹¹.

St. I on *Evonymus europaeus*, May—June, st. II & III on *Salix cinerea*, *aurita* & *capraea*.

Evonymus europaeus. J. Hansted Mose (Jeppesen); F. Dalum (Jak. Lge), Bøgeskovgaard (May 62), Holmdrup, Skaarup; S. Lyngby Mose (C. H. O.), Boserup (Thomsen), Alindelille.

1363. **Melampsora ribesii-viminalis** Klebahn, Syn: *Mel. Hartigii* Thüm. part., *Caecoma ribesii* Link; *Uredo confluens* Pers., Syn. ²¹⁴. *Ribsbukenes Kæoma* (Lind & Ravn 10⁴³ c. icon.), Lit: Kleb. 05⁴¹⁹, R 88 n⁴¹, R 02 a²⁹¹ c. icon.

St. I on leaves and berries of *Ribes* spp. April—May; st. II & III on *Salix viminalis* for the remainder of the growing period.

It must, however, be observed that two other species of *Melampsora* develop their caecoma on *Ribes* viz. *Melampsora ribesii-purpureae* Kleb. and *Mel. ribesii-auritae* Kleb. Those two which differ only in biological not in morphological respect are united by Bubak (08 b²⁰⁰) into one species: *Melamp. ribesii-salicum*; the former differs, however, from *Mel. ribesii-viminalis* by having its teleutosori on the underside of the leaves of *Salix aurita*, *capraea*, *purpurea*, *purpurea* × *viminalis* and — more seldom — on *daphnoides*, the latter has its teleutosori on the upperside of the leaves of *Salix viminalis*.

Ribes grossularia. J. Viborg; , Horsens (Jeppesen); F. Holmdrup (³/₆ 77 Exs. Thüm. Myc. no 1830), Skaarup (²⁶/₅ 70); S. Hornbæk (C. Lütchen); Falst. Stubbekøbing. *Ribes rubrum*. J. Sæby, Viborg!, Spentrup (J. Sørensen), Aal near Varde, Vejle; F. Aabymark, Skaarup; S. Hornbæk (C. Lütchen), Lillerød

THIS PAGE IS LOCKED TO FREE MEMBERS

Purchase full membership to immediately unlock this page

Know Your Bible

Forgotten Books' Full Membership provides unlimited access to more than 28,000 volumes of Christian literature for \$8.99/month

**HOLY
BIBLE**

Continue

*Fair use policy applies

the other species of *Melampsora*, occurring on *Populus*, on the basis of its morphological character. The uredosori are surrounded by a circle of large whitish paraphyses. The teleutosori are placed like small brown crusts on the under-side of the leaves.

Populus alba & *alba* × *tremula*, common.

1367. ***Melampsora cylindrica*** (Strauss) Rostrup (77 b¹⁵¹ & 02 a²⁹⁹).

Its uredosori occur in great numbers on the lower side of the leaves of *Populus*, the uredospores are lengthened, almost cylindrical, and their membrane is furnished with coarse prickles. The teleutosori are only to be found on the upper side of the leaves. Most damaging to the cultivated species of *Populus*. June—October.

Populus angulata, *balsamifera*, *candicans*, *ontariensis*, *trichocarpa*, very common.

1368. ***Melampsora pinitorqua*** Rostrup (90 a¹⁷⁷⁻¹⁸⁰), Syn: *Caecoma pinitorquum* Al. Braun, Knækkesygesvamp, Lit: R 83 d²¹⁶, 89 a¹⁰ c. icon., 02 a²⁹⁴⁻²⁹⁸ c. icon., 04 a⁵².

The fungus is able to kill trees not exceeding 1—3 years, when over 10 years they are no longer affected.

Pinus montana. J. St. Boust, Ulvehus (Videbæk), Dronninglund, Asaa (Colding), Høgildgaard, Femhøjsande (I. P. Bang), Margrethelund, Rindsholm (Gad), Skovsgaard by Viborg, Sofiendal, Klelund Plantage (Fritz), Holsted (Fritz); F. Lundeborg; S. Tisvilde. *Pinus silvestris*. J. St. Restrup (1874 P. E. Müller), Silkeborg, Sofiendal; Samsø Brattingsborg (Exc. 26/7 87); F. Lundeborg. *Populus tremula* & *candicans*, common on the same localities.

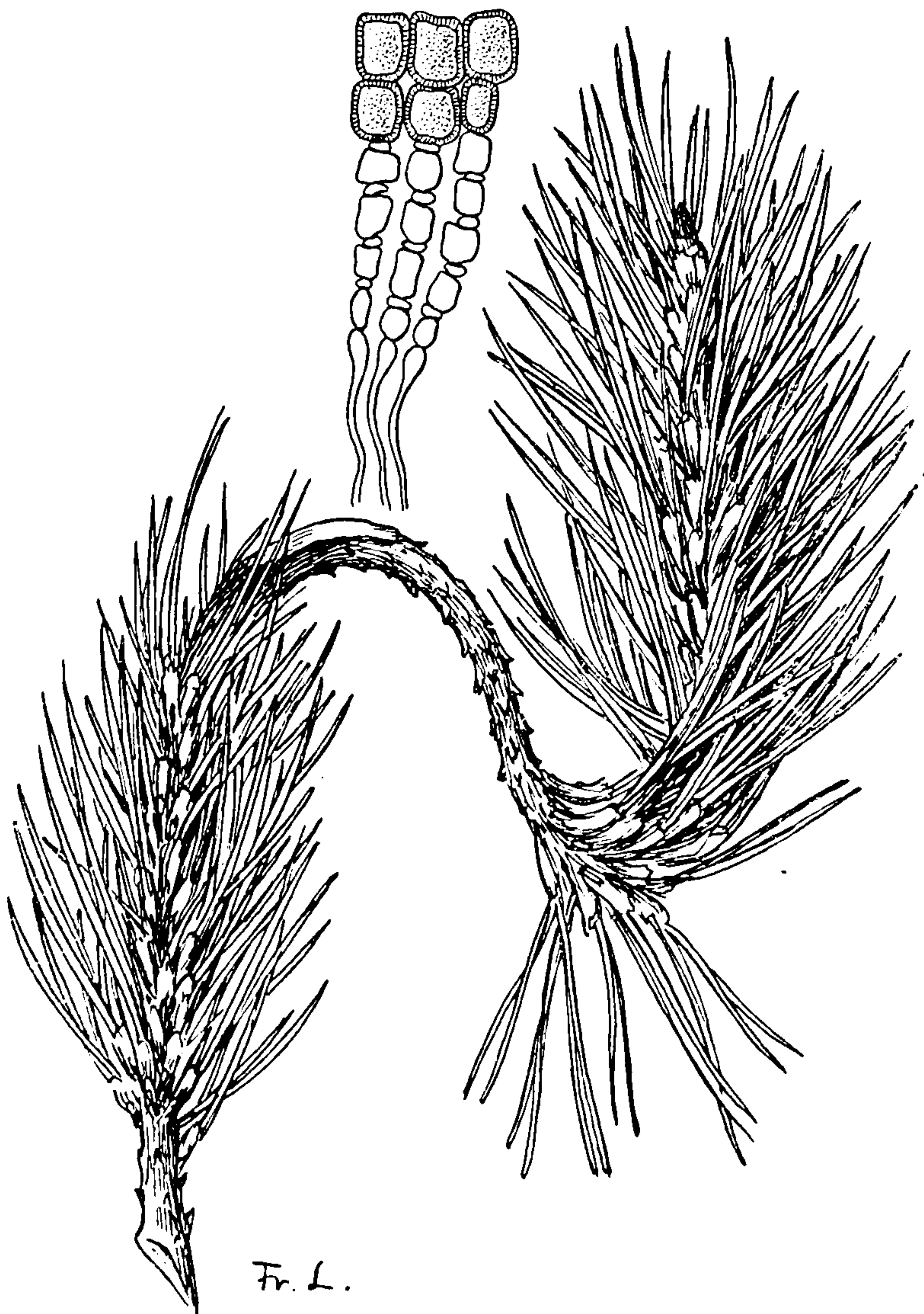


Fig. 25. *Melampsora pinitorqua*.
Pinus silvestris with caecoma. $\frac{1}{4}$. Caecomaspores enlarged.
From R 02 a.

1369. **Melampsora Rostrupii** Wagner, Syn: *Caeoma mercurialis* (Mart.) Link, *Uredo confluens* Pers., Schum. no 1532, *Uredo farinosa* Hornem. Fl. D. tab. 1367 fig. 2, *Sammenflydende Brandstøv* (H. 37⁹⁰⁷), Lit: R 02 a²⁹⁸.

St. I May—June, st. II—III July—October.

Mercurialis perennis. J. Krabbesholm Skov!, Vindum Skov (Gad), Bygholm (Jeppesen), Boller; F. Ellerup, Broholm, Tiselholt, Vejstrup Aaskov, Skaarup; S. Lystrup!, Charlottenlund (Mygge, Joh. Lge, F. K. R.), Tølløse (L. K. R.), Basnæs (P. N.). *Populus tremula* & *alba* on the same localities.

1370. **Melampsora Magnusiana** Wagner, Syn: *Mel. Klebahnii* Bubak (see *Klebahn 05 b*), *Caeoma fumariae* Link, *Caeoma chelidonii* Schwein.

Chelidonium majus. J. Staby (Jeppesen), S. Brede (^{27/5} 85 Raunkiær again ^{15/6} 93 F. K. R.). *Corydallis cava*. F. Verninge; S. Glænø (May 70 P. N.), Basnæs Skov (P. N.). *Corydallis intermedia*. S. Lystrup!. *Populus tremula*.

Melampsora tremulae Tul., *Asperust* (R 04 a⁵²), Lit: R 02 a²⁹⁸, Frank 96²⁰⁰.

The last three species as well as *Melampsora larici-tremulae* Kleb., all of which have st. II and st. III on the leaves of *Populus tremula* were — when their biological circumstances were found — separated into just as many species as forms of caeoma were found, although all three studies were quite alike morphologically. Now Bubak has proposed (99²⁶) that they should be considered as one species, divided into more “Anpassungs-Formen”. Rostrup also writes (02 a²⁹⁸) that they may be considered as biological species.

1371. **Melampsora hypericorum** (de C.) Schroeter, *Perikonrust* (R 04 a⁵²).

Was formerly always considered a hemi-melampsora; according to the experiments of Tranzschel and Klebahn (05 b¹⁰⁶ c. icon.) this species must also be divided into more formae speciales of different cycles of life; the form on *Hypericum humifusum* has uredo and teleuto, but the form found on the other species of *Hypericum* has caeoma and teleuto.

Hypericum humifusum. J. Frederikshavn! (st. II abundantly); F. Fyens Hoved, Tangegaard, Holmdrup, Horne (J. Hansen); S. Fredriksdal, Charlottenlund (E. W.). *Hypericum hirsutum*. Møen, Liselund. *Hypericum pulchrum*. J. Bruddal!, Hobro (^{28/7} 69), Mariager!, Vejle. *Hypericum montanum*. Møens Klint; B. Hammershus (^{17/8} 86 R 06 dd³⁷⁴ again Aug. 06 Neger 06³⁶⁶). *Hypericum perforatum* common, noticed from: J. Dybdal near Aalborg (J. P. Johansen), Finderup; S. Herlufsholm (O. R.); L. Brønderslev; Møens Klint. *Hypericum quadrangulum*. J. Viborg!, Herning, Egebjerg near Horsens (Jeppesen); F. Ryslinge!, Glorup; S. Basnæs (P. N.), Stensby Skov (Thomsen); Møen, Liselund; B. Almindingen (R 06 dd³⁷⁴).

1372. **Melampsora helioscopiae** (Pers.) Cast., Syn: Uredo helioscopiae Pers. Syn. ²¹⁵, Schum. no 1546, Vortemælkens Brandstøv (H. 37 ⁹⁰⁹), Vortemælkrust (R 04 a ⁵²).

Aut-eu-melampsora, st. I (Caeoma) very inconspicuous, st. II & III abundantly from July to October.

Euphorbia exigua. Samsø; F. Tiselholt, S. Botanisk Have (E. W.), Taastrup, Roskilde (Thomsen), Orsløv (P. N.), Næstved; L. Eskildstrup, Stensgaard. *Euphorbia peplus*. Læsø!; F. Ringe!, Skaarup; S. Fredriksdal (E. W.), Lyngby, Roskilde, Ørsløv. *Euphorbia helioscopia*. J. Ellidshøj!, Hald Egeskov (Gad); F. Skaarup (Aug. 63); S. Fredriksborg!, Brøndsholmsdal (Gad), Flaskekroen (Kjærskov), Roskilde (Thomsen), Orsløv (P. N.) and many other places. *Euphorbia cyparissias*. F. Skaarup; S. Slagelse (P. N.). *Euphorbia tri-costata*. S. Botanisk Have.

1373. **Melampsora lini** (Pers.) Tulasne, Syn: Uredo lini Pers. Syn. ²¹⁶.

Aut-eu-melampsora. Its caeoma is very inconspicuous and was unknown till Arthur (07) made cultivating experiments with this species, proving that its III spores germinate at the end of April and spermogonies are produced in the middle of May and caeoma at the end of May. Formerly it was classified together with the following species. Rostrup was, however, aware (02 a ²⁹⁹) that most likely there were two different forms. Liro (08 ⁵⁵⁷) also emphasizes that there are morphological differences and Palm (10⁴) has at last separated them completely.

Linum catharticum. Common.

1374. **Melampsora liniperda** (Koern.) Palm, Hørrust R 82 b, 93 c ⁷² & 04 a ⁵².

Koernicke records (77 ¹⁸) that seedlings of *Linum usitatissimum* var. *leucocarpum* Kcke of seeds which he had obtained from the Botanical Garden of Copenhagen were highly infected by *Mel. lini* var. *liniperda* Kcke; none of the other species of *Linum* in the immediate vicinity being affected. In 1876 he repeated his experiment with new seed from Copenhagen with the same result. He believes the fungus to have accompanied the seed, but he has not tried to prove whether the mother-plants were infected by fungi.

Linum usitatissimum. F. Skaarup; S. Lyngby (K. H.), Landbohøjskolens Have; L. Stensgaard, Bøllesminde (August 02).

1375. **Melampsora betulina** (Pers.) Tul., Syn: Uredo betulina Pers. Syn. ²¹⁹, *Melampsorium betulinum* (Pers.) Klebahn (99), *Uredo betulae* Schum. no 1538, Birkens Brandstøv (H 37 ⁹⁰⁸), Birkerust (R 82 b ¹⁰ & 04 a ⁵³), Lit: R 89 a & 00 k, Kleb. 05 ⁴⁰¹.

Betula pubescens & *verrucosa* common. *Betula fruticosa*. S. Hæsedede Planteskole.

THIS PAGE IS LOCKED TO FREE MEMBERS
Purchase full membership to immediately unlock this page



Never be without a book!

Forgotten Books Full Membership gives universal access to 797,885 books from our apps and website, across all your devices: tablet, phone, e-reader, laptop and desktop computer

A library in your pocket for \$8.99/month

Continue

*Fair usage policy applies

Picea excelsa. J. Margrethelund!, Marselisborg, Oens Skov!; F. Kværndrup, Glorup, Brændeskov, Klingstrup; S. Ruderhegn!, Hvalsølille, Herlufsholm (O. R.). *Prunus padus*. J. Rindsholm (Gad); F. Boltinggaard!, Ryslinge!, Klingstrup, Vejstrup Aaskov (R 79¹⁷); L. Christianssæde Skov (August 61); Falst. Hanenov.

1379. **Pucciniastrum chamaenerii** Rostrup 02 a³⁰², Syn: *Melampsora chamaenerii* Rostrup 84 g, *Pucciniastrum abieti-chamaenerii* Kleb. 05³⁹³, *Melampsora epilobii* part, *Aecidium pseudocolumnare* Kühn, Lit: Lind 10 e.

Heter-eu-pucciniastrum, st. I on the leaves of *Abies* in June—July, st. II and III on the leaves of *Chamaenerium*. July—October.

Abies alba. J. Haastrup!, Krabbesholm Skov! (R 05 b³⁰⁸), Vindum Skov!, Aalbæk near Støvring (Fritz); S. Fredriksværk (Helms); B. Almindingen (P. E. Müller see R 02 a³⁰⁴). *Chamaenerium angustifolium* common, f. inst. J. Krabbesholm Skov, Vinding Strandskov (Exc. 15/7 72); F. Ryslinge!, Skaarup (11/7 69); S. Ruderhegn (Exc. 30/9 82), Geel Skov; L. Knuthenborg (Exc. 2/8 84); Falst. Hanenov; B. Almindingen. *Chamaenerium latifolium*. Landbohøjskolens Have (Sept. 83 and 18/8 93 see R 88 b, 95 a²⁰⁵ & 02 a³⁰⁴).

1380. **Pucciniastrum pustulatum** (Pers.)!, Syn: *Uredo pustulata* Pers. Syn. 219, *Pucciniastr. epilobii* (Pers.) Otth., R 02 a³⁰².

Rostrup has separated it from the preceding species on account of biological circumstances. St. I is unknown, st. II is common from May till September, st. III is only scantily developed as is always the case with the Uredinales which — like the present — are supposed to possess all three stadies, but want the alternating host and, accordingly, are obliged to vegetate only by means of *Uredo*.

Epilobium palustre. J. Tversted!, Astrup in Salling (E. W.), Mønsted (Gad), Margrethelund (Gad), Viborg, Ulfborg (F. K. R.); F. Brændeskov, Klingstrup (24/6 74), Skaarup, Holmdrup; S. Gammelmosen (R 06 cc³⁵⁶); L. Lidsø (Exc. 4/8 84); B. Almindingen. *Epilobium roseum*. J. Vejle Nørreskov; S. Vordingborg; B. Svaneke (R 06 dd³⁷⁴).

1381. **Pucciniastrum circaeae** (Schum.) Speg., Syn: *Uredo circaeae* Schum. no 1537 (see R 85 g), SteffensurtensBrandstøv (H. 37⁹⁰⁸).

Only st. II & III are known; on the leaves of *Circaea*, July—Septbr.

Circaea lutetiana. J. Krabbesholm Skov!; F. Skaarup; S. Herlufsholm (O. R.); L. Stensgaard (August 62), Bøllesminde, Hardenberg; Falst. Sundby (Thomsen); B. Helligdommen (Neger 06). *Circaea intermedia*. J. Bangsbo!, Eskær in Vendsyssel (P. N.), Silkeborg; F. Rygaard; S. Tokkekøb Hegn (C. H. O.), Aasevang, Fredriksdal (7/8 56 H. M.). *Circaea alpina*. J. Tyrsbæk, Munkebjerg (Exc. 25/7 88); S. Slagelse.

1382. **Pucciniastrum pirolae** (Gmel.) Dietel.

Only st. II & III are known; on the leaves of *Pirolaceae*, June—September; st. III rare.

Ramischiae secunda. J. Lindum Skov (Lind 04), Vinding Skov (Exc. ²⁵/₇ 88), Munkebjerg; S. Tisvilde, Vemmetofte Strandskov; B. Hammershus (Neger 06), Sandflugtskoven. *Pirola minor*. J. Skagen!, Raabjerg Mile (C. H. O.), Hobro!, Rindsholm, Kjeldkær (Jeppesen); S. Hornbæk Plantage (August 74 H. M. again ¹⁸/₇ 99), Tisvilde Hegn; Møens Klint; B. Almindingen. *Pirola media*. B. Almindingen (³/₆ 84 and ¹³/₈ 86 R 06 dd ³⁷⁴). *Pirola rotundifolia*. J. Raabjerg Mile (C. H. O.). *Moneses uniflora*. B. Sandflugtskoven (Erichsen 1873 again ²⁵/₉ 09!), Almindingen (E. W.).

1383. *Pucciniastrum sparsum* (Wt.) Ed. Fischer.

Arctostaphylos uva ursi (hosp. nov.). J. Between Paarup and Hampen Sø (²⁷/₆ 91 see R 92 g ⁷²), Utoft Plantage.

1384. *Pucciniastrum vacciniorum* (Link) Lagerheim 95 ⁹³.

St. II June—Sept., st. III rare Sept.—Octob.

Vaccinium myrtillus. J. Bangsbo!, Flade!, Næsby, Mosskov, Undallslund, Rindsholm (Gad), Odder!, Bredsten (Jeppesen); F. Helager; S. Tokkekøb Hegn, Fredriksdal; B. Almindingen (Neger 06 & R 06 dd ³⁷⁴). *Vaccinium uliginosum*. J. Hulsig!, Skarild (Jeppesen), Bordrup Klit; S. Tisvilde, Teglstrup Hegn, Tokkekøb Hegn. *Vaccinium vitis idaea*. J. Dronninglund, Stoholm!, Feldborg, Silkeborg, Addit Skov (June 71); F. Hals, Helager; B. Almindingen. *Oxycoccus palustris*. J. Lindum (Lind 04); S. Teglstrup Hegn, Gammelmosen (R 06 cc ³⁵⁶).

1385. *Pucciniastrum galii* (Link) Ed. Fischer, Syn: *Thecopsora galii* (Link) de Toni, Syll. VII ⁷⁶⁵, *Uredo sherardiae* Rostrup in Thüm. Mycot. no 1348, *Caecoma asperulae* Rostrup 89 h (see also Lagerh. 95).

St. II June—October even in December, st. III rare October.

Sherardia arvensis. F. Skaarup (⁸/₆ 78 Exs. Thüm. Myc. no 1348). *Asperula odorata*. J. Elling Skov and Tingstedholm Skov near Horsens (Jeppesen); Thorseng Horse Skov; S. Slangstrup! (Exs. Syd. no 2193), Bidstrup Hegn, Dronninggaard, Geelskov, Jægersborg Hegn. *Galium hircynicum* (hosp. nov.). S. Slagslunde Skov (A. Lge Exc. ⁶/₁₀ 07). *Galium mollugo*. Møens Klint!.

Melampsorella.

1386. *Melampsorella cerastii* (Pers.) Wt., Syn: *Uredo cerastii* Pers. Syn. ²¹⁹, *Mel. caryophyllacearum* (de C.) Schroeter, *Aecidium elatinum* Alb. & Schw., *Peridermium elatinum* (A. & S.), *Ædelgranens Heksekostrust* (R 89 a & 90 a ¹⁹²); *Ædelgranens Trolldkostrust* (R 96 q ¹¹⁸), Lit: R 85 a, R 02 a ³²³ & ⁶³⁴ c. icon., Klebahn 05 ³⁹⁶.

St. I is perennial in the branches of *Abies alba*; it may be found on trees of all ages from two years up to seventy years (R 88 k ⁵) where it produces witches-brooms, this st. was first found June 3. 1884 at Almindingen in the Island of Bornholm (R 90 a ¹⁹²) where it is rather common; except in Bornholm it has only been found in few

places in Denmark whereas st. II & III are very common all over the country on many species of Caryophyllaceae, from May to September; also st. II has perennial mycelium; concerning its morphology see Liro 08⁴⁹⁰ and Magnus 09 c. icon.

Abies alba. L. Pederstrup Skov (H. Bojesen); Møen Marienborg Dyrehave (R 95 a²⁰⁵); B. Rø (E. W.), Almindingen in abundance (Neger 06). *Cerastium glomeratum*. S. Marienlyst by Vordingborg (Jeppesen). *Cerastium caespitosum*. J. Blokhus (Gad), Randrup (Gad); Thorseng Valdemarslot (²¹/₅ 72); S. Lyngby!, Lekkende; B. Hammeren (E. W.), Vang. *Cerastium arvense*. F. Skaarup; S. Vordingborg (Jeppesen); B. Vang (Ilsted see R 06 dd³⁷⁴). *Stellaria holostea*. J. Daugbjerg!; F. Dalum (Jac. Lge), Skaarup; S. Boserup (Thomsen), Vemmetofte, Stignæs (Exc. ²³/₆ 07); Orsløv (P. N.), Iselingen (Jeppesen); Møen Lilleskov; B. Almindingen. *Stellaria palustris*. J. Halskov Mose by Højslev!; S. Gammelmosen (¹⁹/₆ 84—²⁸/₉ 94 abundantly R 06 cc³⁵⁶). *Stellaria graminea*. J. Skive!, Vindum Skov (Gad); S. Tisvilde, Bidstrup!, Orsløv (P. N.); Møen Liselund; B. Almindingen (R 06 dd³⁷⁴). *Stellaria uliginosa*. S. Højslev!, Viborg!.

1387. **Melampsorella blechni** Sydow, Syn: *Uredinopsis scolopendrii* (Fuckel) Rostrup 97 m⁴² partim.

The uredo-spores occur on the lower-side of the fronds as brown coloured tendrils, the spores are 35—45 μ \times 15—20 μ , generally 38 \times 17 μ .

Blechnum spicant. J. Ræbild Bakker (²⁶/₉ 96), Addit Skov (²⁵/₉ 97 see R 99 a²⁵⁸).

1388. **Melampsorella Dieteliana** Sydow Annal. myc. 1903.

Polypodium vulgare. J. Nørholm (²⁹/₉ 03 see R 05 b³⁰⁸).

1389. **Melampsorella Kriegeriana** Magnus.

Aspidium spinulosum. B. Almindingen (⁴/₉ 98 see R 99 a²⁵⁸ wrongly nominated *Uredinopsis filicina*, and R 06 dd³⁷⁴).

Hyalopsora.

1390. **Hyalopsora polypodii** (Pers.) Magnus, Syn: *Uredo polypodii* Pers. Syn.²¹⁷.

Uredo is found June—October, Teleutospores hyaline, teleutosori quite immersed in the tissue of the fronds.

Cystopteris fragilis. J. Gudumholm (Friederichsen); S. Brede (¹⁴/₆ 73 H. M., again ²⁰/₁₀ 78), Søllerød (Alf. Jørgensen), København, Svenstrup; L. Frejlev (R 99 b); B. Bodilsker (Alf. Jørgensen), Rønne.

1391. **Hyalopsora polypodii dryopteris** (Moug. & Nestl.) Magnus.

The uredo-spores are golden, and found in June—October; the teleutospores are hyaline and are collected in small groups in the tissue of the fronds.

THIS PAGE IS LOCKED TO FREE MEMBERS

Purchase full membership to immediately unlock this page

Know Your Bible

Forgotten Books' Full Membership provides unlimited access to more than 28,000 volumes of Christian literature for \$8.99/month

**HOLY
BIBLE**

Continue

*Fair use policy applies

1393. **Gymnosporangium confusum** Plowr., Syn: *Roestelia mespili* de C., *Roestelia cydoniae* Thüm., Kvæderust (Lind & Ravn 10³⁴).

Jak. E. Lange has told me that *Gymnosporangium* on *Juniperus sabina* in his garden at Dalum did not infect *Pirus communis* growing close by; on the other hand *Crataegus monogyna* was so densely overspread with roestelia that "a cloud of dust was always issuing from it as from a ripe *Lycoperdon*". The nearest part of the thornhedge was most severely affected; about 200 m from the *Juniperus* the attack ceased.

Rostrup mentions (02 a²⁸⁴) that in Denmark this roestelia has been found on *Sorbus fennica* and *Pirus prunifolia*; it must, however, be noticed that the leaves of the latter, contained in the herbarium, originate from Ørsted's herbarium without any statement of the finding-place, and the determination of the host-plant is also very dubious. *Sorbus fennica* has been gathered in Lolland in the garden of Aalholm Castle July 31. 79 and may, no doubt, be referred to this species; only spermogonia are present.

Mespilus germanica. S. Hæsedede (R 88 c); L. Aalholm (31/7 79). *Cydonia vulgaris*. S. Vemmetofte Have (only spermogonia). *Crataegus monogyna*. F. Dalum (Jak. Lge & ! Exs. Sydow). *Juniperus sabina*. Dalum (Jak. Lge). *Juniperus virginiana*. J. Horsens (A. P. Andersen); F. Dalum (Jak. Lge).

1394. **Gymnosporangium juniperinum** Fries S. M. III⁵⁰⁶, Syn: *Tremella juniperina* L. Spec. plant. 1753 p. 1625, *Tremella conica* Hedw. f. 1802, *Gymnosporangium conicum* (Hedw.) R 82 b⁸ & 83 d, *Lycoperdon corniferum* O. F. Müller in Fl. D. 1780 tab. 838, *Roestelia cornifera* (M) Rebent., *Aecidium cornutum* Gmlin 1791, Schum. no 1506, *Roestelia cornuta* (Gmlin) Fries S. V.⁵¹⁰, Hornet Støvskaal (H. 37⁹⁰³), Bævre-Hornrust (Ørsted 66), Horn-Bævrerust (R 77 b¹³⁷), Hornrust (R 82 b), Enens Bævrerust, Rønnens Hornrust (R 02 a²⁸⁵ c. icon.), Kikbær (R 75²³).

St. III occurs both on leaves and branches of *Juniperus communis*; very common; it was formerly used as a drug against inflammation of the eyes and against rheumatism (see Linné *Flora lapponica*³⁸⁸ & Pauli 61²⁴¹). Rostrup recommends (83 d²⁰⁴) the planting of *Sorbus aucuparia* and *Juniperus communis* together in gardens for decoration as he thinks the yellow-pied leaves ought to be preferred to the unicoloured green ones.

It is impossible that it should be this fungus which is delineated in the Fl. D. tab. 1378 fig. I as *Tremella clavariaeformis* because, in the text, it is stated to have been found "in stipitibus *Pteridis aquilinae*"; it must surely be *Typhula quisquiliaris* (Fries).

Sorbus aucuparia. Læsø (J. P. J.); J., F., S. Hellebæk (20/7 1864 A. S. Ørsted), L., Falst., Møcn, B. *Juniperus communis* on the same places.

1395. **Gymnosporangium clavariiforme** de Cand. fl. france II ²¹⁷ 1805, Syn: Tremella clavariiforme Jacq. 1788, Aecidium oxyacanthae Pers. Syn. ²⁰⁶, Roestelia lacerata (Sow.) Mérat 1812, Hvidtjørnrust (R 02 a ²⁸⁶ c. icon., Lind & Ravn 10 ³⁴).

Crataegus monogyna & *oxyacantha*, common. *Crataegus monogyna rubra*. J. Viborg (Gad); L: Stensgaard. *Juniperus communis*, common. *Juniperus communis* f. *pyramidalis*. S. Forsthaven. *Juniperus communis* f. *hibernica*. J. Viborg (Gad).

1396. **Gymnosporangium tremelloides** (A. Br.) Hartig 1882. Syn: Podisoma tremelloides Al. Braun 1867, Lycoperdon penicillatum O. F. Müller Fl. D. tab. 839, Aecidium pen. Pers., Roestelia pen. Fries, Aecidium mali Schum. no 1507, Avlens Støvskaal (H. 37 ⁹⁰³), Pensel-Bævrerust (R 77 b ¹³⁶), Penselrust (R 84 g & 04 a ⁵¹), Æblerust (R 02 a ²⁸⁴, Lind & Ravn 10 ³⁴), Lit: R 92 t pag. XXXVII.

Pirus malus silvestris. Læsø abundantly!, J. Bangsbo (C. H. O.), Kaas!, Harrestrup (^{24/9} 85 see R 88 c & 90 a ¹⁷⁶), Vinding Strandskov (Exc. ^{15/7} 72); S. Fredensborg, København, Boserup (C. Thomsen); Møen Ulfshale (O. Smith), Klinten; B. Almindingen. *Pirus malis hortensis*. S. Fredensborg, København, Roskilde (C. Thomsen), Svebølle!; B. Hammershus, Almindingen, Graneli (R 06 dd ³⁷⁵). *Juniperus communis*. J. Harrestrup (Gad).

Puccinia.

1397. **Puccinia littoralis** Rostrup 1876 in Thüm. Mycot. no 327 (Thümen 77 ¹⁷⁰), Syn: Pucc. junci Wt., Sydow 04 ⁶⁴², ? Uredo junci Strauss (Tranz 06 ⁷), Aecidium sonchi Karsten non Westend. (Lgh. 91), Sivrust (R 04 a ⁴¹).

Hetero-pucciniopsis; st. II has never been stated for certain; st. I in June—July on the leaves of Sonchus; st. III on stems and leaves of Juncus during the rest of the season. Rostrup and C. J. Johanson found both forms in such an abundance at Bjørnemose, that they had perforce to believe them to be related (R 99 a ²⁵⁹), Tranzschel has later on (06 ⁷) proved the correctness of Rostrup's supposition.

Sonchus arvensis. F. Bjørnemose! (Exs. Sydow no 2170); S. Søndersø, Ørs-løv (P. N.), Snedinge (P. N.), Sallerupgaard (P. N.); L. Fuglsang Storskov. *Sonchus paluster*. F. Bjørnemose (^{10/7} 83 Exs. Thüm. Myc. no 2232, Johanson Exs. Vgr. 251 again ^{10/7} 1907! Exs. Sydow no 2171). *Juncus compressus* & *Gerardi*. J. Horsens Fjord (^{2/9} 76 Jeppesen again ^{4/4} 07! Exs. Sydow no 2169); F. Roholm, Svenborg!, Bjørnemose (^{9/9} 1871, again 1875 Exs. Thüm. Myc. no 327, again ^{2/9} 82 Johanson Exs. Vgr. no 4); S. Glænø & Snedinge (P. N.); B. Svaneke (R 06 dd ³⁷³).

1398. **Puccinia oblongata** (Link) Wt., Sydow 04 ⁶⁴⁶.

Only st. II & III are known, June—October.

Luzula pilosa. J. Sæbygaard Skov, Bækkelund (Gad), Silkeborg, Addit,

Nebsager!; F. Glorup; S. Fredriksværk, Ruderhegn, Geelskov; Falst. Hane-
now; Møens Klint; B. Almindingen. *Luzula multiflora*. J. Uggerby Hede!;
L. Bøllesminde. *Luzula silvatica*. J. Bækkelund (Gad).

1399. **Puccinia obscura** Schroeter, Syd. 04⁶⁴⁵, Syn: *Aecidium bel-
lidis* Thümen, Frytlerust (R 04 a⁴¹).

Heter-eu-puccinia, st. I very rare in Sept.—Oct. st. II common all the
year round, sometimes mesospores may also be found in abundance.

Bellis perennis. S. Boserup!, Glænø (P. N.); Amager (C. H. O.). *Luzula
pilosa*. J. Silkeborg, Hansted (Jeppesen); F. Holmdrup; S. Basnæs (P. N.).
Luzula campestris. J. Lerbæk!, Fanø (Bang); F. Tiselholt, Skaarup, Bjørne-
mose; L. Birket. *Luzula multiflora*. J. Margrethelund (Gad), Utoft; F. Lykkes-
holm Skov!, Skaarup; S. Tisvilde. *Luzula silvatica*. J. Buderupholm, Greis-
dalen; Fænø.

1400. **Puccinia eriophori** Thümen, Syd. 04⁶⁸⁶, *Aecidium cinerariae*
Rostrup 84 a¹⁷ c. icon., Kæruldrust (R 04 a⁴¹).

Rostrup found it June 24. 1883 (84 a¹⁷) when, in company with
Johanson, he visited the eastern part of the St. Vildmose between Sdr.
Elkjær and Ny Vraa; the aecidia had not been known before, and
st. III which occurred abundantly on the hibernated leaves of *Eriopho-
rum* was by that time only recorded from Siberia; later on Kle-
bahn found st. I near Bremen (Kleb. 89³³²). A related species, *Pucc.
eriophori alpini* All. 84²², which Allescher found on *Eriophorum alpi-
num* at Berchtesgaden in Bavaria in May 1862 and which Liro (08¹⁸⁴)
records from Finland must be biologically different from the present
species as *Cineraria palustris* does not occur in Finland. Tranzschel has
proved the correctness of Rostrup's supposition by experiments (09⁶).

Cineraria palustris. J. St. Vildmose (24/6 83). *Eriophorum polystachyum*. J.
St. Vildmose (Exs. Thüm. Myc. no 2234).

1401. **Puccinia scirpi** de C., Sydow 04⁶⁸⁸, *Aecidium nymphoides*
de C.

Heter-eu-puccinia with perennial mycelium in *Scirpus lacustris*, st.
I on *Limnanthemum nymphoides* is not found in Denmark.

Scirpus lacustris. S. Sjælsø (R 05 b³⁰⁷), Langkildegaard!, Brøndbyvester (O.
R.); B. Aarsdal (O. R. see R 06 dd³⁷³).

1402. **Puccinia caricis** (Schum.) Rebert., Sydow 04⁶⁴⁸, Syn: *Uredo
caricis* Schum. no 1555, Fl. D. tab. 317 fig. 2, *Aecidium urticae* Schum.
no 1510, Fl. D. tab. 2217 fig. 3, Neldens Støvskaal (H. 37⁹⁰³), Star
Brandstøv (H. 37⁹¹⁰), Starrust (R 04 a⁴¹).

Heter-eu-puccinia; st. I on leaves and stems of *Urtica* which will
often assume the most curious, twisted shapes from the attack of the
fungus; May—June; st. II & III on leaves and stems during the rest
of the year.

THIS PAGE IS LOCKED TO FREE MEMBERS
Purchase full membership to immediately unlock this page



Never be without a book!

Forgotten Books Full Membership gives universal access to 797,885 books from our apps and website, across all your devices: tablet, phone, e-reader, laptop and desktop computer

A library in your pocket for \$8.99/month

Continue

*Fair usage policy applies

Fænø. *Carex pilulifera*. Møens Klint, thrifty. *Carex flava*. J. Sæbygaard; Fænø; S. Orsløv (P. N.); Møen Busemarke Sø. *Carex silvatica*. S. Ledreborg, Basnæs.

1405. **Puccinia tenuistipes** Rostrup in lit., Lit: Klebahn 05³⁰⁷, Schroeter 89³²⁹, Syll. VII⁶²⁸, Sydow⁶⁶⁰.

Heter-eu-puccinia, st. I June; st. II & III on the leaves of *Carex* August—Nov.

Centaurea jacea. S. Jonstrup Vang. *Carex virens*. F. Vejstrup Aaskov (21/10 74). *Carex muricata*. F. Klingstrup, Vejstrup; Thorseng Nynyby.

1406. **Puccinia caricis montanae** E. Fischer.

Heter-eu-puccinia; st. I on leaves of *Centaurea montana* & *scabiosa*, hitherto not found in Denmark; st. II—III on the leaves and stems of *Carex montana*.

Tranzschel (09¹²) wants to unite this species and the above one with *Puccinia arenariicola* Plowr., and three Russian species, all of which six species have st. I on *Centaurea* and st. II & III on *Carex*, into one species: *Pucc. centaureae-caricis*, only considering the six species as biological forms.

Carex montana. J. Harrestrup (st. III. Gad).

1407. **Puccinia dioecae** Magnus, Syd. 04⁶⁵³, Syn: *Aecidium cirsii* de C.

Heter-eu-puccinia, st. I May—July on *Cirsium* spp., st. II & III June—Octob. on *Carex dioeca*.

Johanson and Rostrup found well developed cluster-cups on the leaves of *Cirsium* in many places in Jutland during their journey in 1883 (see R 84 a¹⁶), and they were always able to find dead leaves of *Carex dioeca* affected with sori of teleutospores. Already three years before (1880) Schroeter had proved the genetic relation between the same two forms, but he had published nothing about it.

Cirsium acaule. S. Helene Kilde. *Cirsium arvense* & *Cirsium lanceolatum*. J. St. Vildmose (24/6 83 Johanson & R). *Cirsium oleraceum*. F. Stokkebæk (13/6 74), Vejstrup Aaskov; S. Roskilde Rørmose (C. Thomsen). *Cirsium palustre*. J. St. Vildmose (Johanson & R), Skive!, Hald (Gad), Buderupholm, Borre Sø; F. Skaarup, Holmdrup; S. Lyngby Mose, Sliminge; B. Valensgaards Mose! (Exc. 15/5 1911). *Carex dioeca*. J. St. Vildmose, Skive!, Borre Sø (20/6 83 Johanson & R).

1408. **Puccinia extensicola** Plowr., Sydow 04⁶⁶⁷.

Heter-eu-puccinia, st. I on the leaves of *Aster tripolium* has hitherto not been found in Denmark, st. II & III on the leaves of *Carex extensa*.

Carex extensa. I. Lienlund near Nakskov (27/7 1863).

1409. **Puccinia uliginosa** Juel, Sydow 04⁶⁷³, *Aecidium parnassiae* Dub.

Heter-eu-puccinia, st. I on the leaves of *Parnassia*, June—July; st. II—III on *Carex Goodenoughii* and *diandra*.

Rostrup expressly points out (in his herbarium) that *Carex diandra* was surrounded by *Parnassia* which had been severely affected by aecidia.

Parnassia palustris common. *Carex Goodenoughii* common. *Carex diandra*. S. Søndersø (6/10 89).

1410. ***Puccinia limosae*** Magnus, Sydow 04⁶⁷², *Aecidium lysimachiae* (Schlecht) Wallr.

Heter-eu-puccinia, st. I on *Lysimachia* June—July, st. II—III on *Carex*.

Rostrup has referred the form on *Carex chordorhiza* to *Puccinia dioeca* (R 92 g⁷⁰), the teleutospores are 38 μ long and 12—18 μ thick, the membrane is much thicker at the end, and the stem is light brown and as much as 64 μ long, so I must consider it most correct to class it under this species.

Lysimachia thyrsiflora & *vulgaris*, *Carex limosa* and *chordorhiza*. S. Lyngby Mose (5/6 90 L. K. R. see R 92 g⁷⁰).

1411. ***Puccinia paludosa*** Plowright, Sydow 04⁶⁷¹, *Aecidium pedicularis* Libosch.

Heter-eu-puccinia, st. I June—July; st. II—III on *Carex* August—Nov.

Pedicularis palustris. J. Pinstrup Mose (Jak. Lge), Brassø near Silkeborg; Fanø (J. P. F. Bang); S. Søndersøen, Lyngby Mose. *Carex stricta*. F. Skaarup; S. Hvalsølle Sø. *Carex Goodenoughii*. Fanø. (J. P. F. Bang); Fænø; Thurø; S. Ørsløv (P. N. 2/11 1879).

1412. ***Puccinia orchidearum-phalaridis*** Klebahn, Sydow 04⁷⁸², *Aecidium orchidearum* Desm., Lit: Cruchet 06.

Heter-eu-puccinia; st. I June-July on the leaves of *Orchidaceae*, st. II—III on the leaves of *Phalaris arundinacea*.

Epipactis latifolia. F. Stokkebæk. *Listera ovata*. F. Nyborg, Stokkebæk (Exs. Thüm. Myc. no 1714), Svenborg (P. N.); S. Sorgenfri, Ørsløv (P. N.); L. Søllest Skov, Bøllesminde; Møen Hunesøgaard!, Marienborg (P. N.). *Orchis incarnatus*. F. Vejstrup Aaskov; S. Jonstrup Søndersø (F. K. R.). *Orchis latifolius*. F. Dalum (Jak. Lge.), Stokkebæk; Hesselager, Klingstrup (June 75 Exs. Thüm. Myc. no 731); S. Even Sø. *Orchis maculatus*. F. Vejstrup Aaskov; S. Ørsløv (P. N.); L. Søllest Skov, Bøllesminde. *Orchis masculus*. J. Horsens (Jeppesen); F. Vejstrup Aaskov (26/6 74); S. Ørsløv (P. N.). *Orchis purpureus*. F. Skaarup. *Platanthera chlorantha*. F. Hjallesø (Jak. Lge.), Brændeskov; S. Ørsløv (P. N.); L. Stensgaard (Asta R.), Bøllesminde. *Phalaris arundinacea* common.

1413. ***Puccinia sessilis*** Schneider, Syd. 04⁷⁸¹, *Aecidium majanthae* Schum. no 1518, Fl. D. 1435, *Aecidium convallariae* Schum. no 1519, *Puccinia smilacearum-digraphidis* Klebahn.

Heter-eu-puccinia, st. I on the leaves of Convallariaceae, May—June; st. II & III on the leaves of Phalaris.

Convallaria majalis, *Majanthemum bifolium*, *Polygonatum multiflorum* common. *Polygonatum officinale*. J. Clausholm (P. N.). *Polygonatum verticillatum*. J. Hinnerup; S. Ermelunden (H. M.). *Paris quadrifolius*. J. Krabbesholm Skov!, Stensballegaard Skov (Jeppesen); F. Skaarup, Holmdrup. *Phalaris arundinacea* common. *Phalaris arundinacea picta*. J. Dvergetved (V. S.).

1414. **Puccinia Winteriana** Magnus, Sydow 04⁷⁸³, Syn: Pucc. *allii-phalaridis* Klebahn, *Aecidium allii ursini* Pers. Syn.²¹⁰.

Heter-eu-puccinia, st. I May—June, st. II—III on the leaves of Phalaris.

Allium ursinum. J. Horsens (June 79 Jeppesen); F. Christiansminde (15/6 81 P. N. again 31/5 83 Exs. Sydow no 2281).

1415. **Puccinia phalaridis** Plowr., Syn: Pucc. *ari-phalaridis* Klebahn, Sydow 04⁷⁸³, *Aecidium ari* Desm.

Heter-eu-puccinia, st. I May—June, st. II—III on the leaves of Phalaris.

The four last-mentioned species are all much alike in morphological respect; their st. II & III are developed on the same host and are not to be distinguished except by cultivating experiments; so Rostrup also unites them into one species which he names "Rørgræsrust" (R 04 a³⁹).

Arum maculatum. F. Hesselagergaard (Joh. Lge), Skaarup, Tiselholt (15/5 62 again June 75 Exs. Thüm. Myc. no 536), Svenborg (P. N.); Ærø Rise (Jak. Lge); Langel. Faarevejle (Dalhoff); S. Stensby Skov near Vordingborg (C. Thomsen); Falst. Næsgaard Skov (Exc. 25/6 11), Nykøbing Kohave (C. H. O.).

1416. **Puccinia graminis** Pers. Syn.²²⁸, Syn: *Uredo ferruginea* Schum. no 1553 part., *Uredo linearis* Pers, Syn.²¹⁶, *Uredo culmorum* Schum. no 1575, *Aecidium berberidis* Pers. Syn.²⁰⁹, Schum. no 1512, *Aecidium berberidis* Hornem. Fl. D. tab. 1605. *Berberisrust*, *Græsrust* (aut. plur.), *Sortrust* (R 97 i & 02 a²⁴³ c. icon.), Lit. R 71 c. icon. 84 b, 85 j, 93 c⁶⁰ c. icon., E. & H. 96²⁵ c. icon. opt.

Heter-eu-puccinia, st. I on the leaves and fruit of *Berberis* and on the fruit of *Mahognia*, June—July; st. II—III on the leaves and straws of Gramineae.

It is common all over the country on many different host-plants, it has, however, formerly been still more common, year after year causing great damage to the cereals. Schøler already worked ardently for the prohibition of barberry (see pag. 22), and Rostrup often advocated that barberry should be prohibited by law (92 c); it was, however, not until March 27. 1903 that the Barberry-Bill, prohibiting the growing of this bush all over the Kingdom of Denmark except

THIS PAGE IS LOCKED TO FREE MEMBERS

Purchase full membership to immediately unlock this page

Know Your Bible

Forgotten Books' Full Membership provides unlimited access to more than 28,000 volumes of Christian literature for \$8.99/month

**HOLY
BIBLE**

Continue

*Fair use policy applies

It has been proved that *Aecidium asperifolii* Pers. which was formerly considered st. I of all the species united under *Pucc. rubigo* is only corresponding to *Puccinia dispersa*. Fr. Müller has proved that an aecidium on *Symphytum* corresponds to *Pucc. bromina*, but both the said aecidial-forms have not by far as great a distribution as the corresponding uredo-forms, so it seems as if they are able to propagate independent of their aecidial stage, and vice versa. It may be concluded from this that all the species of *Puccinia* living on Gramineae will occasionally produce st. I, as is also known from *Pucc. obscura*, many species of *Melampsora* etc.

1418. ***Puccinia dispersa*** Eriksson, Syd. 04⁷⁰⁹, Syn: *Aecidium asperifolii* Pers. Syn.²⁰⁸, Schum. no 1509, Fl. D. tab. 2219 fig. 1, *Aec. borraginearum* (P. N. 77 c³²⁶), Skarpbladenes Støvskaal (H. 37⁹⁰³), Brunrust (R 02 a²⁴⁹), Rug Brunrust (M. L. M. April 10).

St. I occurs in August—October on *Anchusa arvensis* and *officinalis*, common; Schumacher states that he has found it on *Echium vulgare* and the same information is often repeated later on (for instance Lange 79), but nobody has found cluster-cups again on this host-plant so I suppose it to be a mistake. P. Nielsen has infected *Secale cereale* with *Aecidium asperifolii* (P. N. 77 a) as also *Triticum* but with greater difficulty. Rostrup has published st. I on *Anchusa officinalis* in Thüm. herb. mycol. oeconomic. no. 267. St. II—III occur on *Secale* (Er. 00) and are very common on this host-plant all the year round.

St. I. *Anchusa arvensis* & *officinalis*. St. II—III. *Secale anatolium*, *cereale*, *fragile*.

1419. ***Puccinia bromina*** Eriksson, Sydow 04⁷¹², R. 02 a²⁵³, Syn: *Uredo linearis* Schum. no 1552 non Pers., Hejre-Brunrust (F. K. R. 07³⁰⁹, M. L. M. lune 09), Lit: Müller 00.

St. I on *Symphytum* hitherto not found in Denmark; st. II & III common on all species of *Bromus* (incl. *Schedonorus*) during the growing season. P. Nielsen has noticed hibernating uredo on *Bromus commutatus* ^{1/5} 1874.

St. II & III are noticed in Denmark on *Bromus arduennensis*, *arvensis*, *bri-zaeformis*, *commutatus*, *hordaceus*, *Hughii*, *mollis*, *purpureus*, *racemosus*, *secalinus*, *sterilis*, *tectorum*.

1420. ***Puccinia triticina*** Eriksson, Syd. 04⁷¹⁶, R 02 a²⁵³, Hvede-Brunrust (M. L. M. Juli 10).

St. I unknown.

Triticum spelta, *turgidum*, *vulgare*, not common.

1421. ***Puccinia agropyrina*** Eriksson, Sydow 04⁷¹², R 02 a²⁵³.

Triticum repens common: f. inst.: F. Vejstrup Aaskov: Langl. Rudkobing:

S. Orsløv (P. N.). *Triticum caninum*. F. Hindsgavl, Vejstrup Aaskov, Svenborg; L. Stensgaard; Falst. Bangsbo Skov. *Triticum junceum*. J. Lønstrup; Vresen in Storebælt; S. Feddet near Lindersvold; L. Bredfjord.

1422. ***Puccinia holcina*** Eriksson, Sydow 04⁷¹⁵, R 02 a²⁵³, Fløjelsgræs-Brunrust (M. L. M. April 10).

Holcus mollis & *lanatus* common.

1423. ***Puccinia triceti*** Eriksson, Sydow 04⁷¹⁶, R 02 a²⁵³.

Trisetum flavescens. F. Skaarup; S. Bromme!, Orsløv (P. N. 17/11 74).

The six last-mentioned species were formerly united under the name of *Pucc. dispersa* (Er. & H. 96); as to the four last-mentioned species st. I is unknown.

1424. ***Puccinia anomala*** Rostrup, Thüm. Mycot. no 831, see also Thüm. 78⁹² and in Thüm. Herbar. myc. oeconom. no 451, R 02 a²⁶² etc., Syn: *Uromyces hordei* P. N. 75 b⁵⁶⁷ c. icon. opt., *Pucc. straminis* var. *simplex* Koern. 1865, *Pucc. simplex* Er. + H. 96 not Peck, Sydow 04⁷⁵⁶, *Pucc. hordei* Otth. 1871 (see Fischer 08²³), not *Pucc. hordei* Fuckel 1860 (see Er. + H. 96²³⁸), Bygrust (R 93 c), Lit: P. N. 77 a³⁵.

Fungus stylosporiferus: Uredo acervulis, sparsis, oblongis, minutis, bifrontibus, flavis; sporis ovoideis, 22–25 μ l 20 μ crass., germine ramosa.

Fungus teleutosporiferus: P. acervulis vaginalibus vel hypophyllis, parvis, irregularibus, obscuris; sporis oblongis vel clavatis, apice rotundatis, pedicellatis, laevibus, fuscis, plurime simplicibus, 32–36 μ \times 18–20 μ , pauciores uniseptatis 40–50 μ \times 20 μ , clavatis; paraphysibus nullis.

Dania; Skaarup ins. Fioniae in foliis culmis vaginisque subaridis Hordei Zeocritonis. Aut. 1876 leg. E. Rostrup. Obs. fortasse haec species identica est cum *Puccinia straminis* Fuckel var *simplex* Koern. in Thüm. Myc. oeconom. no 101 et in Landw. und forstw. Zeit. d. Prov. Preussen 1865 no 50.

It is quite wrong to call this species *Pucc. simplex*, as it is called

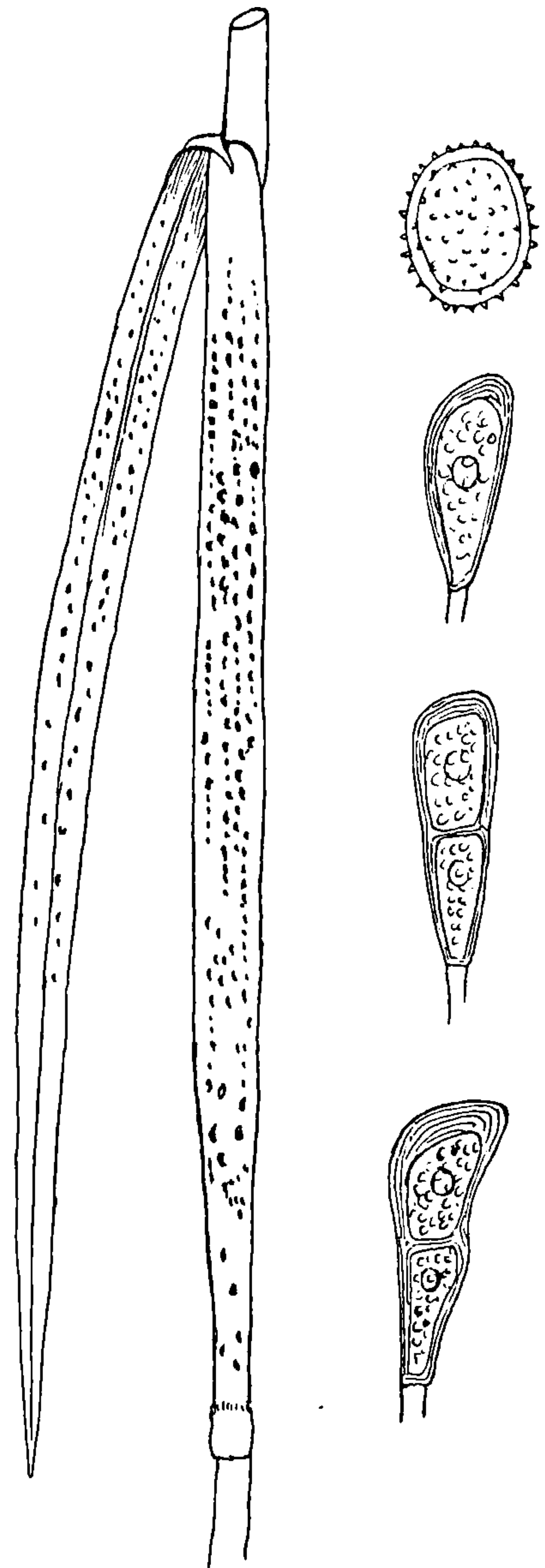


Fig. 26. *Puccinia anomala*. Habitus, uredo-, meso- and teleuto-spores. From R 02 a.

by Eriksson and Henning and after them by most other mycologists, because this name has been made use of before by Peck who, in 1883 used it for a Pucc. on Geum (34 Rep. of St. Mus. see Syll. VII⁶⁹⁸) and also because it has been applied as a name of variety and not as a name of species.

It is very common on all species of *Hordeum*; Rostrup considers it rather injurious (02 a²⁶²) while, on the contrary, Eriksson considers it insignificant (96²⁴⁰). Magnus thinks (09³²⁰) that this species is most closely related to *Puccinia dispersa* Er. & H. as also to *Pucc. Elymi* (West.).

Rostrup has recorded it on *Hordeum distichon, vulgare, haexastichon, zeocriton, macrolepis, trifurcatum, bulbosum, jubatum, murinum, secalinum, maritimum*.

1425. ***Puccinia glumarum*** (Schmidt) Er. & H. 96, Sydow 04⁷⁰⁶, R 02 a²⁵⁹, 04 b⁴⁰³ & 05 e³⁵⁵, Pucc. tritici Ørsted 63 c⁹² c. icon. opt., Pucc. straminis Fuckel part., Ørsted 66 b²⁸, etc., Avnrust, Klapperust, Bælgrust, Hvederust, Gulrust (Drejer & Liebm. 40, Ørsted, P. N. 74 a²⁹¹ & 74 c, R.).

Common; st. I unknown, st. II & III July—October.

Noticed on *Catabrosa aquatica* (R 95 a²⁰⁴), *Dactylis glomerata*, *Hordeum bulbosum, murinum, sativum, sibiricum, Secale cereale, Triticum amyleum, caninum, repens, sativum, spelta*.

1426. ***Puccinia anthoxanthi*** Fuckel, Sydow 04⁷²⁷.

St. I unknown, st. II common, the uredosori bearing usually a mass of spores, to be found throughout the growing season of the host; st. III rare Sept.—Oct.

Anthoxanthum aristatum (hosp. nov.) S. Orsløv (P. N.). *Anthoxanthum odoratum* common, Læsø, J., F., Thorseng, S., L., B.

1427. ***Puccinia Baryi*** (Berk. & Br.) Wt., Sydow 04⁷³⁷, R 97 d, Syn: Pucc. brachypodii Otth.

St. I unknown, st. II and III common throughout the season.

Brachypodium silvaticum. J., F., S. (P. N. 77 a⁴¹), L.

1428. ***Puccinia milii*** Eriksson, Syd. 04⁷⁶¹.

Its development is like those of the two above-mentioned ones; has hitherto only been found in Denmark, Norway and Sweden.

Milium effusum. J. Fredrikshavn!, Bjørnager Skov (M. L. M.); F. Nørmarkskoven, Bjørnemose, Svenborg; S. Geelskov, Hareskov (Gad), Basnæs (P. N.), Holsteinborg (²⁹/₆ 74 P. N.).

1429. ***Puccinia pratensis*** Blytt.

Avena pratensis. S. Næstved (²¹/₈ 74 P. N. st. II only, spores globose, 30 μ diam. the spore-membrane is tawny coloured, thick and furnished with short spikes).

THIS PAGE IS LOCKED TO FREE MEMBERS
Purchase full membership to immediately unlock this page



Never be without a book!

Forgotten Books Full Membership gives universal access to 797,885 books from our apps and website, across all your devices: tablet, phone, e-reader, laptop and desktop computer

A library in your pocket for \$8.99/month

Continue

*Fair usage policy applies

elatior. J. Fredrikshavn!, Asdal, Buderupholm (J. P. Johansen); F. Knarreborg (15/7 78), Tiselholt, Kristiansminde; S. Faxe, Skelskør (Exc. 23/6 07), Falst. Orehoved.

1433. ***Puccinia brunellae-moliniae*** Cruchet 06, Syn: *Aecidium brunellae* Wt.

Heter-eu-puccinia. Uredo is extremely rare, st. II & III very much like the following species. This species is very rare, Vestergren has found it in the Isles of Gothland (00 b) and Oesel (03⁸⁴), Schroeter has found it a few times in Silicia (89³⁸⁰).

Brunella vulgaris. J. Jonstrup Vang (13/6 80).

1434. ***Puccinia moliniae*** Tulasne, Syd. 04⁷⁶², Syn: *Pucc. nemoralis* Juel, *Aecidium melampyri* K. & S., Blaatoprust (R 04 a⁴⁰), Lit: Cruchet 06.

Heter-eu-puccinia, st. I June—July, st. II extremely rare, st. III the rest of the growing season and hibernating on the leaves of *Molinia*. I often found the two related forms growing together.

Melampyrum pratense. J. Lerbæk (C. H. O.), Søndermølle near Viborg!, Langaa!, Marianelund near Silkeborg, Himmelbjerget (20/6 83 R and again 12/6 01!); S. Køge Aas (R 91 i). *Molinium coeruleum*. J. Søndermølle!, Silkeborg Nordskov, Glusted Sande; F. Glorup (18/8 73), Skaarup, Trollehave; S. Snedinge (P. N.); L. Stokkemarke.

1435. ***Puccinia elymi*** West., Syn: *Rostrupia elymi* Lagerheim 89, Syll. IX³¹⁶, *Pucc. triarticulata* Berk. & Curt., R 88 c⁸⁷ & 92 g⁶⁹.

Heter-eu-puccinia, st. I June (—July), st. II—III August—October. Where this species does not find its alternating host it can propagate only by means of st. II; this form has (rather superfluously) been called *Uredo elymi* by Sydow. The genus *Rostrupia* is generally by recent authors reckoned among *Puccinia* (see also R 04 a⁴⁰); in fact this species comes very close to the following one which has also very long teleutospores, but these are only 1-septated.

Thalictrum minus. Læsø Højsande (F. K. R.); J. Tannishus!, Blokhus (J. P. Johansen); S. Rørvig (R 92 u), Helsingør!, Saltbæk Vig, Vrøj and Mulen near Kallundborg (Exc. 16/6 00 & E. W. 06); F. Ludvigsgave (P. N.). *Hordeum arenarium*. J. Tannishus!, Jensgaard!; S. Tisvilde, Hundested, Klintebjerg, Jægerkroen (Exs. 2/10 1910), Køge (Exc. 7/10 94), Vemmetofte Strand (O. R.), Faxe Ladeplads, Næstved: Falst. Bøtø (P. N. 2/10 80).

1436. ***Puccinia persistens*** Plowright, Syd. 04⁸²⁵, Syn: *Aecidium thalictri flavi* (de C.) Wt., *Aec. thalictri* Grev., Kvikrust (R 04 a⁴⁰).

Heter-eu-puccinia, st. I May—June, st. II—III later.

Thalictrum flavum. J. Lerbæk near Fredrikshavn (C. H. O.): F. Kristiansminde; Thorseng Greve; S. Kornerup Mose near Roskilde (Jak. Lge), Stignæs Skov (Exc. 25/6 07), Orsløv (P. N. 10/6 73); L. Juellinge Kohave. *Triticum repens*. L. Juellinge Kohave (R 97 m⁴⁰).

1437. **Puccinia perplexans** Plowright, Sydow 04⁷¹⁹, Syn: *Aecidium ranunculi acris* Pers. Syn.²¹⁰, Rævehalerust (R 04 a⁴⁰).

Heter-eu-puccinia, st. I Juni, st. II—III August—October.

Ranunculus acris. S. Vesterfællø (Raunkiær). *Alopecurus pratensis*. J. Tapdrup!; F. Broholm (R 00 a²⁰); S. Ørsløv (P. N.); B. Nexø (R 06 dd³⁷³). *Alopecurus nigricans*. F. Skaarup (20/10 71).

1438. **Puccinia pygmaea** Eriksson, Sydow 04⁷⁴¹.

St. I unknown, st. II July—August, st. III Sept.—Nov.

Calamagrostis epigejos. J. Sæby, Eskær Skov in Vendsyssel. S. Fredriksværk, Billesborg Skov, Basnæs (August 77 P. N.).

1439. **Puccinia phragmitis** (Schum.) Körn., Sydow 04⁷⁸⁷, Syn: *Uredo phragmitis* Schum. no 1554 (see R 84 a⁹), *Aecidium rumicis* Pers. Syn.²⁰⁷, Schum. no 1520, Fl. D. tab. 1367 fig. 1, Syrens Støvskaal (H. 37⁹⁰⁵), Rørrust (R 02 a²⁵⁷ c. icon.), Tagrørrust (R 04 a³⁹).

Heter-eu-puccinia, st. I fine white cluster cups in large crimson patches on the leaves of *Rumex* and *Rheum*, June, st. II and III on leaves and sheaths of *Arundo*.

Rumex conglomeratus, crispus, domesticus, hydrolapathum, obtusifolius, Rheum cult. Arundo phragmitis.

1440. **Puccinia Magnusiana** Körnicke, Sydow 04⁷⁸⁵, Syn: *Aecidium ranunculi* Schum. no 1514, Fl. D. tab. 2216 fig. 1, Lit: R 06 cc³⁵⁶.

Heter-eu-puccinia, st. I May—July on *Ranunculus bulbosus* & *repens*, st. II—III on leaves and sheaths of *Arundo phragmites*, common.

1441. **Puccinia Trailii** Plowright, Syd. 04⁷⁹⁰, Syn: *Aecidium rubellum* part.

Heter-eu-puccinia, very like *Pucc. phragmitis*, st. I on *Rumex acetosa*, st. II—III on leaves and sheaths of *Arundo*. Common.

1442. **Puccinia coronata** (Cda) Kleb., Syd. 04⁶⁹⁹, Syn: *Aecidium frangulae* Schum. no 1522, Fl. D. tab. 2218 fig. 2, Tørstetræ-Græsrust (R 00 a²⁰ & 02 a²⁵⁵), Lit: Mühlethaler 11.

Heter-eu-puccinia, st. I on *Frangula alnus* June—July, producing hypertrophies on leaves, blossoms and twigs; st. II—III on the leaves and sheaths of many Gramineae. Klebahn (04²⁵⁶) and Eriksson (08) divide the species into more biological forms, and Liro (08¹⁵⁷) has found a morphological distinction to be present, the forms on *Agrostis*, *Triticum repens* and *Calamagrostis arundinacea* wanting paraphyses in the uredo-sori while the forms on the other species of *Calamagrostis* and on *Sesleria coerulea* have paraphyses, and also much larger uredospores.

Frangula alnus common. *Agrostis alba* & *vulgaris* common. *Agrostis canina*. J. Viborg. *Calamagrostis arundinacea*. J. Rindsholm!, Silkeborg Nordskov.

Calamagrostis epigejos. J. Fredrikshavn!; F. Lundeberg, Vejlø Kalv; S. Marienlyst; L. Aalholm. *Calamagrostis lanceolata*. J. Odden Skov!, Aalborg, Aunsbjerg!, Horsens!; S. Gammelmose (R 06 cc³⁵⁶), Hvalsøllille, Basnæs (P. N.): L. Stokkemarke, Mariboe. *Calamagrostis arenaria* × *epigejos*. Falst. Grønsund. *Phalaris arundinacea*. J. Viborg (Gad); F. Lammehave!, Skaarup. Probably the forms found on the host-plants stated below also belong to this species: *Bromus erectus*. F. Skaarup. *Bromus ramosus*. F. Vejstrup Aaskov; S. Hareskov (Gad). *Milium effusum*. S. Basnæs (P. N.).

1443. **Puccinia lolii** Nielsen 74 a²⁹⁶ c. icon. & 75 b⁵⁵¹ c. icon., Syn: Pucc. coronifera Klebahn, Sydow 04⁷⁰⁴, Uredo ferruginea Schum. no 1553 part., Aecidium rhamni Pers. Syn. ²⁰⁶, Aecidium crassum Pers Syn. ²⁰⁸, Schum. no 1508, Fl. D. tab. 2215 fig. 2, Aec. cathartici Schum. no 1523, Fl. D. tab. 218 fig. 3, Tyk Støvskaal & Vrietorns Støvskaal (H. 37⁹⁰⁵), Korsved-Græsrust (R 00 a²⁰), Vrietorn-Græsrust (R 02 a²⁵³ c. icon.), Korsved-Kronrust (F. K. R. 06¹²¹), Rajgræsrust (P. N. 74 a²⁹⁶).

Heter-eu-puccinia, st. I in June—July, st. II—III July—Nov.; it is divided in several “formae speciales” by Eriksson and Klebahn.

Rhamnus cathartica common. *Avena sativa* common. *Avena sativa* f. *nigra*. Orsløv (P. N.). *Avena fatua* × *sativa*. S. Valby, Orsløv (P. N.). *Avena fatua*. S. Bispebjerg; Møen Borre. *Avena orientalis*. S. Orsløv (P. N.). *Avena strigosa*. Falst. Nykøbing. *Festuca arundinacea*. J. Klakring!; F. Bjørnemose; S. Holsteinborg & Snedinge (P. N.). *Festuca gigantea*. J. Lundby Krat near Aalborg (J. P. Johansen), Hvirring!. *Festuca heterophylla*. F. Svenborg (P. N.). *Festuca ovina*. S. Snedinge (P. N.). *Festuca pratensis* common. *Festuca rubra*. S. Basnæs, Snedinge & Orsløv (P. N.). *Festuca rubra* × *arenaria*. S. Orsløv (P. N.). *Lolium multiflorum*, *perenne*, *temulentum* common. *Hordeum sativum*. F. Pandebjerg (P. N.); S. Orsløv (P. N.). *Holcus mollis* & *lanatus* not uncommon.

1444. **Puccinia gibberosa** Lagerheim 1888, Sydow 04.

St. I unknown, st. II—III May—August. It is a very rare species which has hitherto only been found in Denmark and Germany. The teleutospores have finger-like prolongations like those of nos: 1442 & 1443.

Festuca silvatica. S. Hæsedede Rende (^{28/6} 82 and again ^{5/8} 87); Møen Lille-skov (Ant. Christensen).

1445. **Puccinia festucae** Plowright, Syd. 04⁷⁵², Syn: Aecidium periclymeni Schum. no 1521, Fl. D. tab. 2218 fig. 1, Lonicerens Støvskaal (H. 37⁹⁰⁵), Gedebled-Græsrust (R 93 c⁶⁸ & M. L. M. Juli 10), Svingelrust (R 04 a⁴⁰), Lit: R 02 a²⁵⁸.

Heter-eu-puccinia, st. I common on the leaves and the young shoots of *Lonicera periclymenum*, May—July; st. II—III on the leaves and sheaths of *Festuca*, June—October.

Lonicera periclymenum, noticed from J., F., Thorseng, Lang., S. etc. *Festuca ovina*. B. Almindingen (R 06 dd³⁷³). *Festuca heterophylla*. F. Svenborg. *Festuca rubra*. J. Krabbesholm Skov!, Laurberg!; F. Skaarup; S. Basnæs (P. N.).

THIS PAGE IS LOCKED TO FREE MEMBERS

Purchase full membership to immediately unlock this page

Know Your Bible

Forgotten Books' Full Membership provides unlimited access to more than 28,000 volumes of Christian literature for \$8.99/month

HOLY BIBLE

Continue

*Fair use policy applies

Heter-eu-puccinia, st. I on *Geranium pratense*, not found in Denmark, st. II—III on the upper-side of the leaves of *Polygonum amphibium*, common; one time only has Rostrup found Uredo on the lower side of the floating leaves of *Polygonum* (Christiansminde F. ^{2/9} 82). This species is often united with no 1450.

1452. **Puccinia bistortae** (Strauss) de C., Sydow 04⁵⁷¹.

It is impossible to make sure which of the numerous species have their st. II—III on the present *Polygonum*, either Pucc. cari-bistortae Kleb., Pucc. angelicae-bistortae Kleb. or perhaps another one.

Polygonum viviparum. J. Walbums Have ved Aalborg (Oct. 86 J. P. Johansen), Øst for S. Tranders (F. K. R.). *Polygonum bistorta*. J. Boller (Jak. Lge).

1453. **Puccinia arenariae** (Schum.) Wt., Sydow 04⁵⁵³, Syn: Uredo ar. Schum. no 1566, Uredo alsines Schum. no 1567, Pucc. dianthi de C., Leptopucc. dianthi R 02 a²⁷⁰, Leptopucc. arenariae R 02 a²⁷¹, Nellikerust (R 88 n³⁸).

Leptopuccinia; very common on all the host-plants stated below, the form on *Dianthus caryophyllus* is sometimes considered an independent species. And, vice versa, sometimes the two following species are classed under it; some cultivating experiments for proving the limitation of these species are wanting.

Cerastium caespitosum, *Sagina maritima*, *apetala*, *ciliata*, *procumbens*, *subulata*, *nodosa*, *Ammodenia peploides*, *Arenaria serpyllifolia*, *Moehringia trinervia*, *Stellaria holostea*, *palustris*, *graminea*, *uliginosa*, *nemorum*, *media*, *Agrostemma githago* (thrifty), *Melandryum rubrum*, *Dianthus barbatus* (Exs. Sydow no 1865), *plumosus*, *carthusianorum*.

1454. **Puccinia herniariae** Unger, Sydow 04⁵⁵⁸, Syn: Pucc. Montagnei de Toni, Syll. VII⁷²² (see Liro 08²⁴⁴).

Herniaria glabra. F. Glorup (May 90 see R 92 g⁶⁹).

1455. **Puccinia spergulae** de Candolle, Syd. 04⁵⁶⁶, Syn: Leptopucc. spergulae (de C.) R 02 a²⁷⁰, Spergelrust (R 82 b), Lit: R 93 c⁶⁸.

Leptopuccinia. Its attacks are often rather destructive to the cultivated *Spargula* (see R 06⁹³).

Spargula arvensis, common.

1456. **Puccinia silenes** Schroeter, Sydow 04⁵⁵⁹, Syn: Pucc. lychnidearum Link.

Aut-eu-puccinia, st. I June—Sept., st. II—III July—Octob.

Silene venosa. S. Fredrikssund! (Exs. Syd.), Holte (^{4/9} 87 E. W.), Lyngby (M. L. M.).

1457. **Puccinia calthae** Link, Sydow 04⁵⁴⁰, Kabelejerust (R 04 a⁴³).

Aut-eu-puccinia, st. I June—July, st. II July—Sept., st. III August—October.

Caltha palustris, very common.

1458. **Puccinia Zopfii** Winter, Sydow 04⁵⁴².

Aut-eu-puccinia quite as no 1457.

Caltha palustris. J. Rindsholm (Gad), Silkeborg Langsø (Jak. Lge), Borresø, Egebjerg (Jeppesen), Stensballesund (Jeppesen).

1459. **Puccinia singularis** Magnus, Sydow 04⁵³², Syn: Pucc. Bäumleri Lagerh.

Micropuccinia, very rare, was found by P. Nielsen 15 years before both Magnus and Lagerheim described it at the same time.

Anemone ranunculoides. S. Snedinge Kirkeskov (14/5 75 & 8/5 78 P. N. see R 92 g⁶⁸).

1460. **Puccinia Baryana** Thümen, Syn: Pucc. compacta de By., Pucc. pulsatillae Kalchbr., Sydow 04⁵³⁶.

Leptopuccinia (R 92 g⁶⁸), May—August.

Pulsatilla pratensis. S. Helsingør, Tisvilde Hegn (O. R.), Adserbo Overdrev, Ellinge (30/5 89).

1461. **Puccinia pulsatillae** (Opiz) Rostrup, Syn: Puccinia subfusca Holway.

Comes very close to the following species and is often united with it. Rostrup has used this name in a catalogue of plants for exchange issued by the Botanical Society in 1881, in other places he has also used the names of Pucc. anemones and Pucc. fusca of the same. The affected plants cannot produce flowers (R 85 a).

Pulsatilla pratensis. S. Rørvig, Hundested, Arresødal, Herlufsholm (11/6 80 O. R. Exs. Thümen Myc. no 2031 & Sydow no 2165).

1462. **Puccinia anemones** Pers. Syn. ²²⁶, Syn: Uredo anemones Schum. no 1560 (non Pers.), Pucc. fusca (Pers.) Wt., Sydow 04⁵³⁰, Micropuccinia fusca R 02 a²⁶⁸, Anemonerust (R 04 a⁴³), Lit: R 92 g⁶⁶.

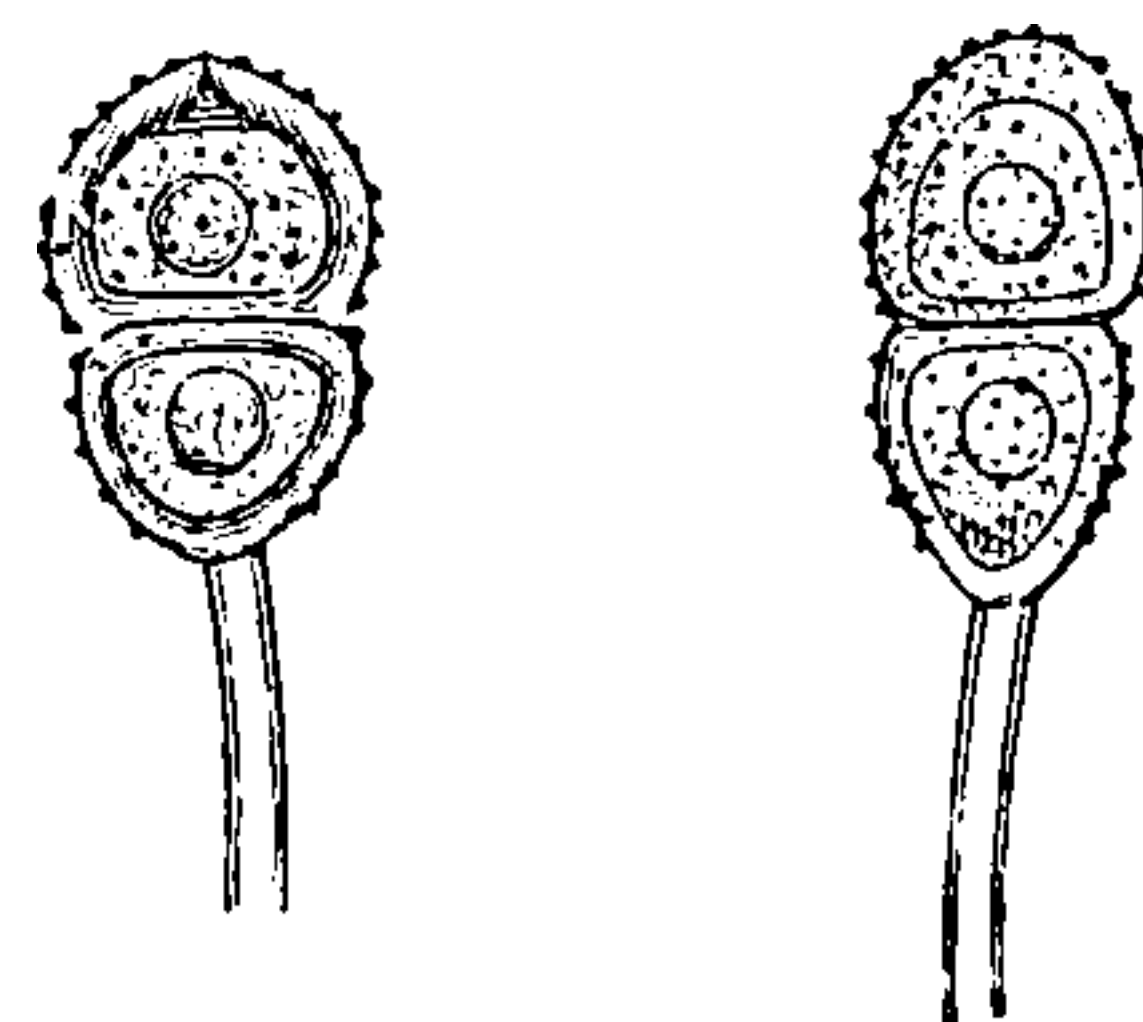
Micropuccinia, the mycelium penetrates the whole host-plant, causing its petioles to grow longer and its leaves to be smaller than normal leaves.

Very common on *Anemone nemorosa*. April—June.

1463. **Puccinia drabae** Rudolphi, Syd. 04⁵¹², Syn: Pucc. ambiens Rostrup (Grønlund 79⁷⁴ c. icon.).

Micropuccinia. It has its greatest distribution in arctic countries and in the Alps, it is exceptional that it should occur in a country with a climate like that of Denmark.

Draba incana. J. Kjul Aa (19/7 01 L. K. R. & 27/7 02!).



1464. **Puccinia dentariae** (A. & S.) Fuckel, Sydow 04⁵¹¹.

Fig. 27. *Puccinia drabae*.
From Grønlund 79.

Micropuccinia; its mycelium penetrates the whole host-plant; Røstrup has planted rusty *Dentaria* in flower-pots, and the fungus appeared on the same plants in the succeeding year. It is a very rare species which has only been found in a few places in Central Europe (see Ouds. 85 c. icon., Bubak 08¹⁴⁹, Vgr. Micr. no 770) and in Novaja Semlja (Ouds. 85).

Dentaria bulbifera. F. Bjørnemose (1¹/₆ 73 Exs. Thümen Myc. no 37 see also Lagerh. 95).

1465. **Puccinia Fergussoni** Berk. & Br., Sydow 04⁴⁴⁴.

Micropuccinia, June—Sept.

Viola epipsila. J. St. Vildmose (Raunkiær). *Viola palustris*. J. Flade!, Asaa (O. Paulsen), Sevel!, Harrestrup, Djursland (Christensen Hygum); F. Skaarup; S. Teglstruphegn; and many other places.

1466. **Puccinia violae** (Schum.) de C., Sydow 04⁴³⁹, Syn: *Uredo violae* Schum. no 1570, Fl. D. tab. 1317, *Aecidium violae* Pers., Schum. no 1516, Fl. D. tab. 2215, *Pucc. violarum* Ørsted 66 b²⁹, *Pucc. depauperans* (Vize) Sydow 04⁴⁴², *Pucc. aegra* Grove, *Violrust* (Ørsted 66 b & R).

Aut-eu-puccinia; st. I May—July, st. II June—August, st. III July—Novb. May occur both on the leaves, petioles, stems and in the flowers of many species of *Viola*. The form on *Viola tricolor* and *Viola cornuta* seems to differ a little, the aecidial mycelium looks as if it were perennial and for this reason several mycologists have considered it an autonomous species "*Pucc. aegra*, *Pucc. depauperans*". Liro, however, has by cultivating experiments (08) proved that it is only the different host-plants which influence the growth of the mycelium in different ways.

Viola canina, *hirta*, *mirabilis*, *silvatica*, *odorata* common. *Viola stagnina*. S. Vørslev Mose (H. M.). *Viola tricolor hortensis*. J. Skive!, Viborg (Gad). *Viola arvensis*. J. Thorsager, Stabelhøj & Agri Bakker (Christensen Hygum); L. Bredfjord. *Viola cornuta*. J. Astrup in Salling!, Ulfborg (Jeppesen); F. Holstenshus, Tiselholt; S. Ny Taarbæk (A. B.); B. Rønne. *Viola Riviniana*. S. Tudsenæs.

1467. **Puccinia malvacearum** Montagne, Sydow 04⁴⁷⁶, *Leptopucc. malv.* R 02 a²⁶⁸ c. icon., *Stokroserust* (R 04 a⁴⁴), Lit: Dybdahl 76 b, *Neger* 06³⁶⁷, Taubenhaus 11.

Leptopuccinia, on the leaves, petioles and stems of Malvaceae, June—Dec.

The quickness with which this fungus once spread all over Europe has been mentioned in many places (see "En Rustsvamps Indvandring i Evropa", *Tidssk. for pop. Fremst. af Naturvid. R. V*, Bd. I¹⁴⁰ and R 74 c). It was introduced into Spain from South America in 1869 and

THIS PAGE IS LOCKED TO FREE MEMBERS
Purchase full membership to immediately unlock this page



Never be without a book!

Forgotten Books Full Membership gives universal access to 797,885 books from our apps and website, across all your devices: tablet, phone, e-reader, laptop and desktop computer

A library in your pocket for \$8.99/month

Continue

*Fair usage policy applies

Skaarup; S. Lille Hareskov, Jægersborg (Didrichsen), Ermelunden (E. W.), Boserup (⁵/₅ 73 Thomsen), Hvalsø (Larsen), Orsløv (P. N. 77 a ⁴¹); B. Randleven (Exc. ¹⁵/₅ 11).

1470. **Puccinia chrysosplenii** Greville, Sydow 04 ⁴⁹³, Milturtrust (R 04 a ⁴⁴).

This species is both Leptopuccinia and Micropuccinia some of the teleutospores growing the same summer, others not until the following summer. April—August.

Chrysosplenium oppositifolium. F. Rygaard Skov (parcimoniously). *Crysosplenium alternifolium*. J. Flade near Fredrikshavn!; F. Rygaard, Brændeskov, Klingstrup (³¹/₈ 70), Vejstrup Aaskov.

1471. **Puccinia saxifragae** Schlecht., Sydow 04 ⁵⁰⁰, Stenbrækrust (R 04 a ⁴⁴). Micropuccinia.

Saxifraga granulata. S. Herlufsholm (June 79 O. R.); B. Johns Kapel (Exc. ¹⁵/₅ 11).

1472. **Puccinia ribis** de Candolle, Sydow 04 ⁴⁹⁶, Syn: *Aecidium fuscum* Schum. no 1527 (non Pers.), Micropucc. *ribis* (de C.) R 02 a ²⁶⁶ c. icon., Ribsrust (R 04 a ⁴⁵, Lind & Ravn 10 ⁴⁷ c. icon.), Lit: R 01 g, 02 f, 06 l, Lind 10 k, Erikss. 98 c. icon.

Micropuccinia, July—October, on the leaves (only on the upper side) and fruit of *Ribes rubrum*, common in the gardens.

Recorded from J. Fænø; F. Skaarup (¹⁸/₉ 74 Exs. Thüm. Myc. no 39): S., L., Møen, B.

1473. **Puccinia pruni spinosae** Pers. Syn. ⁴⁸⁴, Sydow 04 ⁴⁸⁴, Syn: *Micropuccinia pruni* R 02 a ²⁶⁷, *Pucc. gemella* Hedw., *Aecidium punctatum* Pers. Syn. ²¹², Blommerust (R 93 o ²⁰, 02 a ²⁶⁷ c. icon., 04 a ⁴⁵).

Heter-eu-puccinia, st. I April—June on *Anemone ranunculoides*, the mycelium of the fungus penetrating the host plant and hibernating in the subterranean parts (Liro 08 ³¹), st. II July—August, st. III August—October on the leaves of *Prunus*.

Anemone ranunculoides. F. Boltinggaard!, Vejstrup Aaskov, Tiselholt, Christiansminde; S. Charlottenlund (⁶/₅ 55 Joh. Lge.). *Anemone nemorosa* × *ranunculoides*. F. Skaarup. *Prunus domestica*. J. Stensballe!, S. Høve (P. N.). *Prunus insititia*. F. Vængemose, O. Aaby. *Prunus spinosa*. J. Nørhule (Jeppe- sen); F. Vængemose, Klingstrup (R 79 d ¹⁹), Thorseng; S. Gandløse!, Sibberup (P. N.), Herlufsholm (O. R.); Falst. Liselund; B. Finnedalen & Almindingen (Neger 06 ³⁶⁷).

1474. **Puccinia epilobii** de Candolle, Sydow 04 ⁴²⁷, Leptopuccinia ep. (de C.) Rostrup 06 cc ³⁵⁶.

Leptopuccinia, the mycelium is perennial in the subterranean parts of the host-plant.

Epilobium palustre. S. Gammellose.

1475. **Puccinia epilobii tetragoni** (de C.) Wt., Sydow 04⁴²⁴, Syn: Pucc. pulverulenta Grev., R 79 d¹³, Dueurtrust (R 04 a⁴⁵).

Aut-eu-puccinia; the mycelium is perennial (Liro 08³¹), May—June, st. II June—August, st. III August—Nov.

Epilobium hirsutum & *montanum* common. *Epilobium hirsutum* var *micranthum*. S. Botanisk Have!. *Epilobium lanceolatum*. S. Thorvaldsensvej (Joh. Lge.). *Epilobium roseum*. S. Botanisk Have (F. K. R.).

1476. **Puccinia circaeae** Pers. Syn.²²⁸, Sydow 04⁴²², Steffensurt-rust (R 04 a⁴⁵).

This species is both Leptopuccinia and Micropuccinia, the teleuto-spores of the first outbreaking sori is growing the same summer, the later not until the following summer.

Circaea intermedia. S. Søholm. *Circaea lutetiana*. J. Bjørnager!, Skærris (Gad), Krabbesholm Skov!, Brabrand!, Kolding; F. Ryslinge!, Klingstrup (see Lagh. 95), Vejstrup, Skaarup (Exs. Thüm. Myc. no 237); S. Aasevang, Boserup (14/10 73 Thomsen again 4/10 96!), Hylleholt, Basnæs (Jeppesen), Herlufsholm (O. R.); L. Stensgaard, Bøllesminde; Falst. Nykøbing, Liselund.

1477. **Puccinia bupleuri falcati** (de C.) Wt., Sydow 04³⁶⁴, Liro 02¹³¹.

Aut-eu-puccinia.

Bupleurum tenuissimum, Thorseng Mouet (16/9 09 Edv. Keld).

1478. **Puccinia aegopodii** (Schum.) Martius, Sydow 04³⁵³, Liro 02¹¹³, Syn: Uredo aegopodii Schum. no 1572, Skvalderkaalrust (R 04 a⁴⁵):

Micropuccinia with some few uredospores in the teleutosori.

May—Sept. common on the leaves and petioles of *Aegopodium podagraria*.

1479. **Puccinia saniculae** Greville, Sydow 04⁴¹³, Liro 02¹²⁶, Sani-kekrust (R 04 a⁴⁵).

Aut-eu-puccinia, st. I June—August, st. II Aug.—Sept., st. III Octob.—Dec.

Sanicula europaea. J. Lundby Krat near Aalborg (J. P. Johansen), Skovs-gaard near Viborg!, Riis Skov (Gad), Boller!, Bjerre Herred!, Barritskov!, Kolding (Jeppesen); F. Dalum (Jak. Lge), Vejstrup (23/12 73 R 79 g²³), Skaa-rup (Johanson see Liro), Christiansminde (Jeppesen); L. Hardenberg; Falst. Ourupgaard; Møens Klint (Exc. 12/6 09).

1480. **Puccinia pimpinellae** (Strauss) Link, Sydow 04⁴⁰⁸, Liro 02²⁹, Pimpinellerust (R 02 a²⁴² & 04 a⁴⁶).

Aut-eu-puccinia, st. I May, st. II June—Sept., st. III July—October.

Pimpinella saxifraga common. *Pimpinella nigra*. J. Margrethelund!. *Pimpi-nella magna*. L. Stensgaard, Sørup.

1481. **Puccinia apii** Desmazières, Sydow 04³⁵⁹, Liro 02⁹⁹, Sellerrust (R 02 a²⁴², Lind 11 a).

This species is generally stated to be an Aut-eu-puccinia, all authors, however, refer only to Plowright (89¹⁵⁶) who has not tried to cultivate this fungus, but has only found it on the same host. Juel (99) has examined the cluster-cups finding them to belong to the same type as the numerous other aecidia on Umbelliferae related to *Uromyces scirpi*. Further Liro has found (02⁹⁸) that st. II & III are most like the type of *Pucc. bullata*.

It is curious that this rust which, according to Rostrup's statements (88 a³⁸⁸), was so common in 1887 that all leaves of *Aprium* brought to the market were red and dusty, should now have quite disappeared from the country; I have often looked for it without finding it, Klebahn also states (10) that he has been unable to find it near Hamburg; Liro (02) mentions it to have been found in Sweden in the years 1866—1885, but not later; in Switzerland it seems not to have been found since the years 1878 and 1883 (Fischer 04¹¹⁹). Without doubt it is due to the fact that the horticulturists now grow celery of a higher power of resistance.

Apium graveolens. Thorseng Bukkehave (7/9 79); S. Flaskekroen (1884), Roskilde (4/11 90 Wendt), Basnæs & Snedinge (P. N. 24/10 74—5/9 79); Amager abundantly (Aug.—Sept. 1887).

1482. **Puccinia conii** (Strauss) Fuckel, Sydow 04³⁷⁵, Liro 02⁸⁸.

Brachypuccinia, st. II on the leaves, petioles and fruits June—July, st. III on the leaves and stems during the rest of the season.

Liro mentions (02⁸⁹) that Johanson has found fruits of *Conium* (at Tiselholt Septb. 7. 82) which were quite filled inside with *Uredo* just as if they were attacked by smut.

Conium maculatum. J. Thorning!, Viborg!; Fænø; F. O. Aby (20/6 70 see Lagh. 95), Tiselholt (Johanson), Skaarup; Thorseng Valdemarslot; Lang. Rudkøbing; S. København, Orsløv (P. N.), Vordingborg (Thomsen); L. Kragevigshuse.

1483. **Puccinia cicutae** Lasch, Sydow 04³⁹⁹, Liro 02.

Aut-eu-puccinia, st. I June—July, st. II July—Aug., st. III Aug.—October.

It is a curious fact that this species is mentioned by all more ancient authors even from Lasch 1845 till Liro, in 1902 as a Hemipuccinia; st. I is probably not so common in other countries as in Denmark, but at any rate I have found this st. rather often and always in company with st. II (see Lind 04). Rostrup had already found it in 1884.

Cicuta virosa. J. Non Molle! (Exc. Vgr. & Sydow), Ved Sø (Gad), Fladbro (Exc. 22/7 04), Varde (Raunkiær); F. Ringe!; S. Gammelmosen (19/6 84 st. I & II again 20/6 88 O. R. see R 06 cc³⁵⁶).

THIS PAGE IS LOCKED TO FREE MEMBERS

Purchase full membership to immediately unlock this page

Know Your Bible

Forgotten Books' Full Membership provides unlimited access to more than 28,000 volumes of Christian literature for \$8.99/month

HOLY BIBLE

Continue

*Fair use policy applies

—August. It has been found rather often during the years from 1856 to 1892 in the same locality, S. Jonstrup Vang (by H. M. and others, see Lagerheim 95, Exc. ¹⁹/₆ 81), and numerous specimens of it are contained in the herbariums and are always named *Pucc. thecii* (Desv.). Now *Thecium ebracteatum* has been completely exterminated in Denmark and with it its *Puccinia*.

1493. ***Puccinia Valantiae*** Pers. Syn. ²²⁷, Sydow 04 ²¹⁷.

Leptopuccinia, May—Sept.

Galium hircynicum. J. Sørig Mose!, Hjarbæk!, Mariager!, Silkeborg, Gjødstrup, Borris Hede (F. & W. 08); F. Kirkeby, Skaarup (Septb. 74 Exs. Thüm. Myc. no 38 “*Pucc. acuminata* Fuck.”).

1494. ***Puccinia punctata*** Link, Sydow 04 ²¹³, Syn: *Pucc. galii* & *galiorum* auct., Snerrerust (R 04 a ⁴⁷).

Aut-eu-puccinia, st. I June, st. II July—August, st. III Sept.—Octob.

It has been demonstrated by Wurth (04—05) that *Pucc. punctata* ought to be divided into more “*formae speciales*”, he has also proved that the aecidial mycelium is able to produce uredospores as well.

Galium mollugo & *verum* common. *Galium silvestre*. J. Skørping, Dommerby!.

1495. ***Puccinia deminuta*** Vleugel 08 ³¹⁸ c. icon.

Aut-eu-puccinia. On account of the smaller size of the teleutospores Vleugel (08 ³¹⁸) has separated *Pucc. deminuta*; Liro (08 ³³²) has stated that the uredospores on *Galium palustre* have their germinating holes placed somewhat differently on the spores than is the case with the other species of *Galium*.

Galium uliginosum. J. Bjørnager Mose!; F. Holmdrup ²²/₅ 1866; L. Vesterborg. *Galium palustre*. J. Søvang!, Herning; Falst. Horreby Lyng.

1496. ***Puccinia asperulae odoratae*** Wurth 1904.

Aut-eu-puccinia, st. I April—May, st. II June—August, st. III Sept.—Nov.

Asperula odorata. J. Stensballe!, Kjeldkjær (Oct. 76 Jeppesen); F. Skaarup; Thorseng Horse Skov; S. Slangerup (Exc. ²²/₉ 07), Vemmetofte; L. Sørup.

1497. ***Puccinia ambigua*** (A. & S.) Lagerheim, Sydow 04 ²¹⁶.

Pucciniopsis with perennial mycelium, producing both aecidia and teleutosori.

Differs considerably in appearance from the other species of *Puccinia*, occurring on Rubiaceae; Rostrup (in herbario) calls it *Puccinia truncata*.

Galium aparine. J. Rindholm (Gad), Vivebrogård!, Fusingø! (Lind 04): F. Kongebrokov (Exc. ¹⁴/₇ 72 see also Lgh. 95), Vejstrup Aaskov, Svenborg; S. Basnæs (P. N.), Hammer!; Falst. Ronnet.

1498. **Puccinia veronicae** Schroeter, Sydow 04²⁵⁶, Ærenprisrust (R 04 a⁴⁶), Lit: R 95 g¹⁵⁰ & 92 g⁶⁹.

Leptopuccinia, July—September.

Veronica montana. J. Kalø, Stensballe!, Kolding; F. Hindsgavl (Exc. 14/7 72), Lammehave!, Rygaard, Vejstrup Aaskov; Lang. Faarevejle (C. H. O.); S. Tureby!, Orsløv (P. N.), Vintersbølle (Jeppesen); L. Stensgaard (26/7 62 Lgh. 95), Nobøllelund; Bogø; Falst. Stubbekøbing, Sundby Skov (Thomsen); B. Helligdommen (Neger 06), Almindingen (R 06 dd³⁷³).

1499. **Puccinia veronicarum** de Candolle, Sydow 04²⁵⁷, Lit: Fischer 98⁷⁸.

This species is both Leptopuccinia and Micropuccinia.

Veronica spicata. J. V. Thorup (15/8 90 see R 92 g⁶⁹).

1500. **Puccinia glechomatis** de Candolle, Sydow 04²⁷⁷, Korsknapp-rust (R 04 a⁴⁶).

Leptopuccinia in summer and Micropuccinia in autumn as no 1499.

Glechoma hederacea. J. Bygholm (1/9 1877 Jeppesen again 1901!), Hvirring!, Barritskov!, F. Glorup, Skaarup (18/11 73); Thorseng Nørreskov; S. Fredensborg, Skarild Sø (E. W.), Slagelse, Basnæs (P. N.); L. Stensgaard; Falst. Grønsund.

1501. **Puccinia Rübsaamenii** Magnus 1904 c. icon.

Micropuccinia with perennial mycelium in the host-plant, causing it to produce annual witches' brooms and preventing it from flowering, July—August.

Origanum vulgare. S. Alindelille (17/8 1884 R 85 a "Pucc. caulicola"); L. Maribo; Møens Klint (R 89 i²³⁰ & 92 g⁷¹), Høvlby.

1502. **Puccinia caulicola** Schneider, Sydow 04³⁰¹, Syn: Pucc. Schneideri Schroeter, Timianrust (R 04 a⁴⁷).

Like no 1501 a Micropuccinia with perennial mycelium, causing the host-plants to produce smaller leaves and stretched stems and branches, July—Sept.

Thymus chamaedrys. Samsø Hjortholm (Exc. 27/7 88); F. Fyenshoved, Kirkeby, Lundeberg (8/7 1877 Thüm. Myc. no 1030), Hvidkilde; Møen Langebjerg. *Thymus serpyllum*. J. Hulsig (C. H. O.), Bagterp (6/8 74), Klitmøller; Anholt (O. Paulsen 98²⁸³); Møens Klint.

1503. **Puccinia menthae** Pers. Syn. ²²⁷, Sydow 04²⁸², Syn: Uredo menthae Pers. Syn. ²²⁰, Schum. no 1573, Mynterust (R 02 a²⁴² & 04 a⁴⁶).

Aut-eu-puccinia. Its development is not quite the same on the different host-plants, and Cruchet has also proved by cultivating experiments (04 & 06) that the rust from one species of host-plants does not infect another host-species. Every year I have noticed that the lower part of the stem of *Mentha viridis* in the Botanical-Garden was

twisted and swollen and densely set with cluster-cups. As all fallen leaves are removed every year I suppose that the fungus has a perennial, aecidial mycelium; Klebahn has made the same observation (98²⁸), and Plowright writes (89¹⁵⁸): "The aecidiospore mycelium is probably perennial, at least this appears to be the case with *Mentha viridis*, which I have cultivated for a period of three years". (See also Hariot 08¹⁷). St. I often occurs on *Clinopodium*, Rostrup has also found it a few times (92 g⁷¹) on *Mentha aquatica* and *Origanum vulgare*, but on the rest of the host-plants stated below only st. II & III are found; st. I April—June, st. II June—Septbr.; st. III October.

Mentha gentilis. F. Skaarup. *Mentha piperita*, F. Skaarup; S. Kalvebodstrand (A. B.). *Mentha crispa*. F. Skaarup; S. Slagelse!. *Mentha silvestris*. J. Sparkær! (Exs. Syd. no 2124); F. Vormark; S. Faarevejle!, Sollerup; L. Aalholm. *Mentha arvensis* & *aquatica* very common. *Mentha rotundifolia*. Falst. Stubbekøbing. *Mentha viridis*. J. Thorsager (Christensen Hygum); S. Botanisk Have, Landbohøjskolens Have, Orsløv (P. N.). *Mentha verticillata*. J. Gaardbo (M. L. M.). *Mentha clinopodium*. J. Flade!; F. Ringe!, Magaard, Tiselholt, Skaarup; S. Fredensborg, Boserup!, Orsløv (P. N.). *Calamintha acinos*. J. Aalborg!, Viborg!, Buderupholm, Bygholm (Jeppesen); Lang. Henninge; S. Fredriksværk, Orsløv (P. N.), Herlufsholm (O. R.); Møens Klint. *Origanum vulgare* common, noticed from J., Thorseng, S., L., Falst., Møen (Exs. Syd. no 2319).

1504. ***Puccinia gentianae*** (Str.) Link, Sydow 04³⁴⁰, Ensianrust (R 04 a⁴⁷).

Aut-eu-puccinia, st. I June, st. II July—Sept., st. III August—Octob.

Gentiana amarella f. *axillaris* (hosp. nov.). J. Løgstør Kanal! (Exs. Syd. no 2266, Exc. 28/7 1910, R 05 b). *Gentiana pneumonanthe*. J. Raabjerg! (Exs. Syd. no 2121), Osterild, Hviemose!, Flyndersø (C. H. O.), Undallslund (Gad), Hygum.

1505. ***Puccinia vincae*** (de C.) Berk., Sydow 04³³⁸, Singrønrust (R 02 a²⁶⁵).

Aut-eu-puccinia, the mycelium of the aecidiospores is perennial, and causes the affected plants to produce shorter and thicker leaves (see Plowright 85¹⁰⁸).

Vinca major. S. København 16/11 1888.

Puccinia compositarum Schlecht., Pucc. synanthearum and Pucc. inquinans Wallr.

They are common names used at different periods by different authors for indicating more or less of the species of *Puccinia* occurring on *Compositae*; Rostrup often used these common names in his papers; recent mycologists (P. Magnus, Jacky, Bubak, Fischer etc.) have tried to separate the single species and to determine their proper limitation.

THIS PAGE IS LOCKED TO FREE MEMBERS
Purchase full membership to immediately unlock this page



Never be without a book!

Forgotten Books Full Membership gives universal access to 797,885 books from our apps and website, across all your devices: tablet, phone, e-reader, laptop and desktop computer

A library in your pocket for \$8.99/month

Continue

*Fair usage policy applies

tions it has, however, been proved that it has an aecidial stage which occurs very rarely indeed and which is by the various mycologists considered to be ordinary cluster-cups (Liro 08³⁴¹) or caeoma (Bubak 08 b⁷⁷). St. II is very common on both sides of the leaves of *Cirsium lanceolatum*, st. III August—September.

1513. **Puccinia cnici oleracei** Persoon, Sydow 04⁴⁸, Syn: Pucc. *Andersonii* Berk. & Br., Syd. 04⁴⁸, Pucc. *subtecta* Rostrup, Thümen 77¹⁷¹.

Leptopuccinia with large, orbiculate sori on the lower surface of the leaves, June—October.

Cirsium heterophyllum. J. O. Teglgard near Viborg!, Hald Egekrat (9/8 81 again 19/8 03! Exs. Syd. no 1863), Hatting (Jeppesen), Bygholm, Letbæk; S. Lille Hareskov (Exc. 19/10 84), Jonstrup Vang (20/7 73 H. M. & 27/10 78 Exs. Thüm. Myc. no 438). *Cirsium heterophyllum* × *oleraceum*. J. Jonstrup Vang. *Cirsium oleraceum*. J. Volstrup!, Vilhelmsborg near Vejle!; F. Brudager, Klingstrup, Vejstrup Aaskov (! Exs. Syd. no 2313); S. Orsløv (P. N.).

1514. **Puccinia divergens** Bubak 1907.

Brachypuccinia, never sought in vain.

Carlina vulgaris, June—October, noticed from J., F., S., L., Møen etc.

1515. **Puccinia centaureae** Martius, Sydow 04³⁹, Lit: Jacky 07.

Brachypuccinia, very common through all the season.

On leaves and stems of *Centaurea decipiens*, *jacea*, *nigra*, *pseudophrygia* and *scabiosa*.

1516. **Puccinia verrucae** Thümen, Sydow 04⁴².

Leptopuccinia.

Found only once on *Centaurea scabiosa* on Møens Klint 7/8 79.

1517. **Puccinia echinopis** de Candolle, Sydow 04⁷⁵.

Brachypuccinia.

Echinops schaeerocephalus. S. Holsteinborg (29/6 75 P. N., 1/8 77 Jeppesen).

1518. **Puccinia absinthii** de Candolle, Sydow 04¹¹.

Brachypuccinia, st. II May—August, st. III on leaves and stems Aug.—Nov.

Artemisia absinthium & *vulgaris*, common. *Artemisia maritima*. F. Fyenshoved; S. Fredriksværk Havn, Flaskekroen, Basnæs & Snedinge (P. N.); L. Bredefjord (Exc. 4/8 84).

1519. **Puccinia artemisiicola** Sydow 04¹⁴.

Leptopuccinia.

On the leaves and stems of *Artemisia campestris*, only found L. Bredefjord (4/8 84).

1520. **Puccinia balsamitae** (Strauss) Rbh., Sydow 04¹⁶².

Brachypuccinia.

Tanacetum balsamita. S. Taarbæk (A. B.), Orsløv (1/8 76 P. N.).

1521. **Puccinia tanaceti** de Candolle, Sydow 04¹⁶¹, Renfanerust (R 04 a⁴⁸).

Brachypuccinia. On the leaves and stems of *Tanacetum*.

It is probable that a form on *Matricaria chamomilla* which I have found rather scantily, F. Ringe (2/9 97 see R 99 a²⁵⁸) should be classified under this species. Rostrup has sometimes found two-septated teleutospores.

Tanacetum vulgare. J. Sd. Tranders (J. P. Johansen); Anholt (1870 J. P. J.); F. Klingstrup, Brudager, Bjørnemose, Magaard, Svenborg; Thurø; S. København, Køgel, Skelskør (Jeppesen), Masned Sund (Jeppesen); B. Allinge (Neger 06).

1522. **Puccinia millefolii** Fuckel, Sydow 04².

Leptopuccinia, on the leaves and young shoots, August—October.

Achillea millefolium. J. Stensballegaard Skov! (31/8 10 Exs. Syd. no 2377); S. Lyngby!.

1523. **Puccinia ptarmicae** Karsten, Sydow 04³.

Leptopuccinia.

Achillea ptarmica. J. Bangsbo (Exc. 21/7 02), Viborg (Gad); S. Fredensborg, Charlottenlund (8/8 82).

1524. **Puccinia helianthi** Schweinitz, Sydow 04⁹², Solsikkerust (R 02 a²⁴³ & 04 a⁴⁸).

Aut-eu-puccinia. Is stated to be very common in Russia where it causes rather much damage by attacking the young plants; in Denmark I have only seen st. III Septbr.—October.

Helianthus annuus. F. Akkerup!, Aabymark (16/9 82); S. Landbohøjskolens Mark.

1525. **Puccinia chrysanthemi** Roze, Sydow 04⁴⁶, Krysanthemumrust (R 02 a²⁶³ c. icon. & 04 a⁴⁸), Lit: R 01 i & 06 p, Jacky 07 c. icon.

This pest was very destructive to the cultivated *Chrysanthemum* in greenhouses, when it first appeared; now it seems to be rarer probably because the gardeners have learned to cultivate species of greater resisting power, and also probably because the fungus has changed its features. It was first found in Europe in 1895 in England and France (see Masee in *The Gardeners Chronicle* 1898 8/10), and was first noticed in Denmark Jan. 14. 1898 in hothouses on slips that had just been imported from England (see Bruun 98 and R 99 a²⁵⁸ "Pucc. *Tanaceti*"); in 1899 it was very common causing much damage particularly to the sorts of "Lincoln", "Niveum", "Etoile de Lyon" and

“Marie Therese Bergmann”; it may still be seen in hothouses on certain sorts of *Chrysanthemum*.

Kusano states (08) that the European form repeats the uredo-generation throughout the year, and the uredospores can hibernate on the young shoots of the host kept in the greenhouse; the European form has generally two-celled uredospores and many mesospores, such cases also occur in its native country (Japan), though not constantly.

1526. ***Puccinia virgaureae*** (de C.) Lib., Sydow 04¹⁵¹, Gyldenrisrust (R 04 a⁴⁸).

Bubak has found (08 b¹⁵⁶) a number of one-celled teleutospores among the common two-celled ones, on the other hand I have found a number of three-celled ones. Bubak considers it a *Leptopuccinia* while Liro (08³⁸⁹) and Winter (I¹⁷³) considers it a *Micropuccinia*. July—September.

Solidago virgaurea. J. Fredrikshavn! (Exs. Syd. no 2082), Fredrikshaab Plantage (Jak. Lge), Snaptun!, Jensgaard Strandl, Munkebjerg, Trelde; Fænø; F. Hindsgavl; Møens Klint (P. N.).

1527. ***Puccinia asteris*** Duby, Sydow 04¹⁵, Astersrust (R 04 a⁴⁹).

Leptopuccinia, August—Octob. Many ancient authors also included the species no 1513, 1516, 1519, 1522, 1523 here stated as autonomous species under this name; it must, however, be observed that there is a great mutual likeness among all these species, and that cultivating experiments proving their separation have not yet been made.

Aster tripolium. S. Flaskekroen (R 97 m⁴⁰); Amager Fælled! (24/8 96).

1528. ***Puccinia cichorii*** (de C.) Bell., Sydow 04⁴⁹, Cichorierust (R 82 b).

Brachypuccinia, common on the leaves and stems of *Cichorium*, July—Octob., noticed from the following localities:

Cichorium intubus. J. Bygholm!; F. Dalum (M. L. M.), Svenborg!; S. Ørslov (P. N.), Herlufsholm; Am.; L. Søllested, Vesterborg; Møen; B. Rønne!.

1529. ***Puccinia endiviae*** Passerini, Sydow 04⁴⁹.

Brachypuccinia.

Found only once on *Cichorium endivia* in Landbohøjskolens Have, S. (4/11 07!, abundantly), *Cichorium intubus* planted close by was not affected.

1530. ***Puccinia lampsanae*** (Schultz) Fuckel, Sydow 04¹¹², Syn: “*Aecidium hieracii*” Schum. no 1513, Fl. D. tab. 2215 fig. 3 (see R 85 g¹⁵⁵).

Aut-eu-puccinia.

On the leaves of *Lampsana communis*, very common, st. I April—May, st. II June—August, st. III July—Sept., specimens from Denmark are distributed in Thüm. Mycot. no 729 (*Aecidium lampsanae* Schultz, Roskilde April 1874, C. Thomsen).

THIS PAGE IS LOCKED TO FREE MEMBERS

Purchase full membership to immediately unlock this page

Know Your Bible

Forgotten Books' Full Membership provides unlimited access to more than 28,000 volumes of Christian literature for \$8.99/month

HOLY BIBLE

Continue

*Fair use policy applies

1539. **Puccinia prenanthis** (Pers.) Liro, Sydow 04¹⁰⁶ & ⁸⁶², Syn: *Aecidium pren.* Pers. Syn. ²⁰⁸, *Uredo pren.* Pers., Schum. no 1565, Salatrust (R 04 a⁴⁷).

Aut-eu-puccinia, st. I April—June, st. II June—Sept., st. III July—Nov.

Lactuca muralis, common.

1540. **Puccinia leontodontis** Jacky, Sydow 04¹¹⁴, Lit: Probst (08). *Brachypuccinia*, May—Nov.

Leontodon auctumnalis, common. *Leontodon hispidus*. J. Dybdal near Aalborg (J. P. Johansen); S. Basnæs (P. N.). *Thrinicia hirta*. F. Raageskovgaard.

1541. **Puccinia picridis** Haszlinsky, Sydow 04¹³⁰.

Brachypuccinia, st. II June—August, st. III July—Nov.

Picris hieracioides. J. Sødal Skov near Viborg!, Fusingø (Exc. ^{21/7} 04); Samsø; F. Ringe!, Aabymark, Vejstrup Aaskov, Skaarup; Thorseng Bjørnemark; L.

1542. **Puccinia scorzonerae** (Schum.) Jacky, Sydow 04¹⁴¹, Syn: *Uredo scorzonerae* Schum. no 1541.

Brachypuccinia, found very commonly on the leaves of *Scorzonera humilis*, June—Nov.

1543. **Puccinia tragopogonis** (Pers.) Cda., Sydow 04¹⁶⁷, Syn: *Aecidium tragopogi* Pers. Syn. ²¹¹, Schum. no 1525, Fl. D. tab. 2216 fig. 3, Gedeskægrust (Ørsted 66 b²⁹, R 71²⁷).

Pucciniopsis with perennial mycelium (Liro 08³²), st. I in stems, leaves, involucre, corolla and ovaries, May—Aug.; st. III follows soon thereafter; the attack sometimes causes the host to produce only tubular and regular corolls (R 95 a²⁰⁴).

Tragopogon pratensis common. *Tragopogon porrifolius*. S. Lyngby (K. H.).

1544. **Puccinia hyoseridis** (Schum.) Liro 08³⁶⁹, Syn: *Uredo hyoseridis* Schum. no 1574, *Pucc. hypochaeridis* Ouds., Sydow 04¹⁰⁰, Svineøje-Brandstøv (H. 37⁹¹²).

Brachypuccinia, primary uredo May, secondary uredo and teleuto June—Nov., Probst (08²⁹⁵) states, that this species is to be divided into several formae speciales.

Hypochaeris radicata common. *Hypochaeris glabra*. J. Skagen & Fanø (P. N.); F. Knarreborg. *Hypochaeris maculata*. J. Mols Bjerger; S. Dragsholm (Th. Leth).

Uromyces.

1545. **Uromyces maritimae** Plowr. Syn: *Aecidium glaucis* Dozy & Molk., Lit: R 93 e, Lind 07 b, Klebahn 04³²⁸.

Heter-eu-uromyces on *Glaux maritima* and *Scirpus maritimus*. Sydow

will unite this species with all the other species of *Uromyces* which have their st. III on *Scirpus maritimus*. However, as long as the opposite is not proved, I should consider it right only to unite the species of *Uromyces*, having their st. I on Umbelliferae and their st. II & III on *Scirpus maritimus*, under the name of *Uromyces scirpi*, and for the present to consider the forms not having their st. I on Umbelliferae as independent species.

It is very common, and is seldom sought in vain in places where both host-plants are found on beaches. Found for the first time in this country at Magaard near Skaarup June 17. 1875. Specimens from Denmark (Christiansminde near Svenborg June 15. 1877) are distributed in Thümen's Mycotheca no 1021.

1546. ***Uromyces scirpi*** (Cast.) Lagerh., Syn: *Uromyces lineolatus* (Desm.) Schroet. Kogleaksrust (R 04 a), Lit: Sydow 10³⁰², Klebahn 05 b⁷⁴, R 02 a²⁷⁶.

Heter-eu-uromyces, st. I June—Aug. on *Berula*, *Sium*, *Cicuta*, *Pastinaca*, *Oenanthe* and *Daucus*, st. II—III on *Scirpus maritimus*. July—Sept., common.

Sium latifolium (*Aecidium sii latifolii* (Fiedler) Wt.), Langel. Vestergaard; Skjelskør (Lind 07 b); L. Stensgaard (R 99 a²⁵⁹). Rødby (R 92 g⁷¹), Aunede. *Pastinaca sativa* (*Aecidium pastinacae* Rostrup in Thümen. Mycotheca universalis no 2027) F. Nyborg ^{21/7} 18 (Thümen no 2027) L. Nakskov (R, F. K. R. & !), Rødby. *Daucus carota* (*Aecidium carotinum* Bubak). L. Nakskov (^{27/6} 1911!)

Uromyces scirpi (Cast.) Lagerh. forma *Hippuridis-scirpi* Jaap.

Hippuris vulgaris (*Aecidium hippuridis* Kze.). S. Borreby by Skjelskør (^{22/6} 07 !).

1547. ***Uromyces dactylidis*** Otth., Hundegræsrust (R 02 a²⁷⁵, R 04 a³⁵, M. L. M. Juli 10), Ranunkel-Græsrust (R 93 c⁷¹). Lit. Sydow 10, Klebahn 05 b³²³, Tranz. 06¹⁷.

Heter-eu-uromyces, the aecidial stage is found May—July.

On *Ranunculus bulbosus*, *repens*, *acer*, *polyanthemus* & *lanuginosus*; st. II and III on *Dactylis*. June—Nov. Widely distributed throughout the whole of Denmark (on *Ranunculus lanuginosus* J. Føns, Jak. Lge).

1548. ***Uromyces poae*** Rbh., Syn: *Uromyces graminum* (R 79²⁴ & P. N. 75 b⁵⁶⁸), Lit. R 02 a²⁷⁵, Plowright 89¹³², Juel 08 etc.

Heter-eu-uromyces on *Ranunculus* April—May and *Poa* June—Nov.

Ranunculus ficaria (*Aecidium ficariae* Pers. Syn.²⁰⁸, Schum. no 1514, Syn: *Lycoperdon epiphyllum* "in dorso foliorum *Ranunculi ficariae*" Müller (1767²²⁷), Tidlig Støvskaal H. 37⁹⁰⁴). Common. *Ranunculus auricomus*. J. Tolne!; S. Roskilde (Thomsen). *Ranunculus bulbosus*. J. Skive!, Bruddal!, Hatting!;

S. Boserup, Tjustrup. *Ranunculus repens*. (*Aecidium ranunculi* Fl. D. 2216 fig. 1). J. Bangsbo (C. H. O.), Skive!; F. Klingstrup, Brændeskov; Thorseng Vindeby; S. Lyngby!, Herlufsholm. *Poa palustris*. L. Pederstrup, Stensgaard, Søllested. *Poa nemoralis*. J. Kolding; S. Jægerspris (Gad). *Poa trivialis* common.

P. Nielsen has produced *Uromyces poae* on *Poa annua* & *trivialis* after sowing of spores of *Aecidies* of *Ranunculus repens* (1877 a³³ & 75 b⁵⁶⁸). C. Gad has made the observation in nature that *aecidio*-spores of *Ranunculus ficaria* infected *Poa trivialis*.

It is very common, but is scarcely of so economical an importance as the preceding one.

Under the name of *Aecidium ranunculacearum* de C. were formerly comprised not only the *aecidial*-stages of both the above species, but also *aecidies* of numerous other species on the leaves of *Ranunculaceae*; here I shall give a schematic summary of the different forms of *aecidies* on the Danish species of *Ranunculus*:

On <i>Ranunculus acer</i>	<i>Uromyces dactylidis</i> . <i>Puccinia perplexans</i> .
On <i>Ranunculus bulbosus</i>	<i>Uromyces poae</i> on <i>Poa pratensis</i> .
On <i>Ranunculus bulbosus</i>	<i>Uromyces dactylidis</i> . <i>Uromyces poae</i> on <i>Poa trivialis</i> & <i>nemoralis</i> . <i>Uromyces festucae-ranunculi</i> . <i>Pucc. Magnusiana</i> .
On <i>Ranunculus ficaria</i>	<i>Uromyces poae</i> on <i>Poa nemoralis</i> , <i>palustris</i> , <i>pratensis</i> , <i>trivialis</i> . <i>Uromyces rumicis</i> .
On <i>Ranunculus lanuginosus</i>	<i>Uromyces dactylidis</i> .
On <i>Ranunculus repens</i>	<i>Uromyces dactylidis</i> & <i>poae</i> .
On <i>Ranunculus polyanthemus</i>	<i>Uromyces dactylidis</i> .

On *Ranunculus lingua* is found an *aecidium* whose life-cycle is still unknown. June—July.

J. Skjellerup (Christensen Hygum); S. Lyngby Mose, Snedinge (P. N.), Lekkende.

1549. *Uromyces gageac* Beck, Guldstjernerust (R 04 a³⁶), Lit: Sydow 10²⁷³.

Microuromyces on *Gagea*. April and May.

Is often found together with the habitually similar *Ustilago ornithogali* (S. & K.).

Gagea lutea. J. Asmildkloster; F. Ringe!, Langkildegaard, Skaarup 27/5 1865, Gudbjerg, Vejstrup; S. Charlottenlund (O. R.), Dronninggaard (F. K. R.), Boserup (Thomsen), Orsløv (P. N.), Oringe (Gad). *Gagea spathacea*. F. Skaarup.

THIS PAGE IS LOCKED TO FREE MEMBERS
Purchase full membership to immediately unlock this page



Never be without a book!

Forgotten Books Full Membership gives universal access to 797,885 books from our apps and website, across all your devices: tablet, phone, e-reader, laptop and desktop computer

A library in your pocket for \$8.99/month

Continue

*Fair usage policy applies

Viscaria viscosa. J. Flade!, Tolne!, Dommerby (! Exs. Sydow), Bækkelund 8/8 1889. S. Arresødal.

1556. **Uromyces verruculosus** Schroeter, Sydow 10²¹⁵, Syn: *Uromyces Schroeteri* de Toni Syll. VII⁵⁵¹, Pragtstjernerust (R 04 a⁴⁷).

Is very common on *Melandrium album* & *rubrum*, but always only st. II; it seems to hibernate in the host-plant, at any rate P. Nielsen has several times planted diseased *Melandrium*-plants in his garden, and the following year they were just as much infected by rust. Rostrup has also often found this rust, and it has in several places (f. inst. R. 04 a⁴⁷) been mentioned by him under the wrong name of *Puccinia lychnidearum* Fuckel. It is found especially from August to October. Besides on the above two host-plants a very similar uredo is found on the three hosts stated below, but it is rather dubious if it is the very same *Uromyces*; on *Silene Armeria* Rostrup calls it *Uromyces silenes* (R. 99 a²⁵⁸ & 02 a²⁷³) which is hardly correct.

Dianthus armeria. L. Maribo 2/8 1881. St. II. The spores prickly $24 \times 28 \mu$. *Silene armeria*. S. Lyngby (3/9 1897 K. H.). *Elisanthe noctiflora*. S. Roskilde (Thomsen).

1557. **Uromyces inaequaltus** Lasch, Syn: *Uromyces silenes* Fuckel, Limurtrust (R 04 a³⁶), Lit. Sydow 10²¹⁷.

Aut-eu-uromyces. St. I May—July, st. II July—August, sooner st. III.

Silene nutans. J. Fredericia (P. N.); F. Christiansminde (17/5 75); S. Asnæs, Tisvilde, Fredriksværk; Møen, Klinten; B. Hammershus (R 06 dd³⁷²).

1558. **Uromyces behenis** (de C.) Unger, Smellerust (R 04 a³⁶), Lit. Sydow 10³⁷¹.

Uromycopsis with many generations of aecidia; the same mycelium, producing aecidia, will later on produce teleutospores.

Silene venosa. J. Skive!, Aalborg (Johansen) Bejtsebakken (F. K. R.); F. Skaarup (22/8 72), Kirkeby; S. Roskilde (Thomsen), Tjustrup, Skelskør (Jeppesen), Næstved (Jeppesen), Herlufsholm (O. R.), Vordingborg (Jeppesen); Møen, Klinten; L. Saxkøbing, Ourebygaard, Fuglsang.

1559. **Uromyces dianthi** (Pers.) Niessl., Syn: *Uredo dianthi* Pers. Syn.²²², *Uromyces caryophyllinus* (Schrank) Wt., Lit: Sydow 10²¹⁰.

It is common on cultivated *Dianthus caryophyllus* in hothouses near Copenhagen; I found it first in 1910 (Lind 10 k), but it has been known to practitioners for several years. The mycelium is perennial in the host-plant, which is generally planted out in the open air during the summer, and during this time the fungus does not appear; but as soon as the carnations are transplanted into the hot-houses (in September) the brown, dusty uredosori will appear all over the plants. Sorauer (98²⁹⁰) has noticed the same near Vienna.

According to recent investigations of Fischer (10¹³⁹) this species belongs to a series of species having their aecidia on *Euphorbia Gerardiana*.

1560. **Uromyces betae** (Pers.) Lév., Syn: *Uredo betae* Pers. Syn²²⁰, Runkelroerust (R 71³⁷), Bøderust (R 82 b³ & 84 h), Lit: Sydow 10²²⁴, P. N. 74 a³⁰¹ & 75 b⁵⁶⁸, R 78, 91 m & 93 c⁷¹; K. H. 05.

Aut-eu-uromyces. St. I May—June, st. II June—Sept., st. III July—Oct.

St. I appears more rarely, is most commonly found on Beta, which is cultivated for production of seed. Rostrup (02 a²⁷¹ c. icon.) states as a supposition that the mycelium should winter in the heart (terminal bud) of the host. For this reason Rostrup also proposes (92 c) to prevent the spreading of the fungus by picking of the easily perceptible leaves, infected by aecidies, in spring. This fungus was first found in this country at Skaarup^{16/10} 1869. As early as in 1874 it was very common and did perceptible harm; later on it has often been looked for in vain (R. 78.).

Beta maritima. S. Saltbæk Vig (Holm), Refsnæs (Exc. 17/6 00), Lyngby (K. H. R. 94 f⁴¹). *Beta vulgaris* & *hortensis* common.

1561. **Uromyces geranii** (de C.) Otth., Syd. 10¹⁹⁰, Storkenæbrust (R 04 a³⁷).

Aut-eu-uromyces. St. I June, st. II July—Sept., st. III August—Oct.

Geranium palustre. S. Jægersborg, Lellinge (R 91 i & 92 g⁷¹), Lekkende, Vintersbølle (Jeppesen); L. Knuthenborg^{2/8} 1881; Falst. Hanenov. *Geranium pratense*. J. Randers!; F. Akkerup!, Skaarup (R 92 g⁷¹, Sydow. Uredineen no 2152). *Geranium silvaticum*. J. Hald Langskov!, Hinnerup, Laasby!; B. Rø, Almindingen (R 92 g⁷¹).

1562. **Uromyces Kabatianus** Bubak, Sydow 10¹⁹⁴.

Rostrup reports (1892 g⁷¹) that he has found *Uromyces geranii* de C. in great numbers on *Geranium pyrenaicum* near Frederiksværk 1890. "In places where almost every specimen of this plant was attacked by the rust other *Geranii* which are not else inhabited by this fungus were infected by it. In such places I found the said *Uromyces geranii* on *Geranium pusillum* and on *Geranium molle* & *dissectum* as well."

Later on this *Uromyces* on *Geranium pyrenaicum* has been differentiated from the common *Uromyces geranii* by Bubak (Vgr. 1902¹⁷⁶) and called *Uromyces Kabatianus*.

Nowhere in literature do I find, however, definite statements that either *Urom. geranii* or *Urom. Kabatianus* has been found on those three host-plants. In the defile passing Fuglevad mill at Lyngby I have found *Geranium pyrenaicum* severely attacked by *Uromyces Kabatianus*, and on the specimens of *Geranium columbinum*, dissec-

tum & molle, growing on the same slope, was also found *Uromyces Kabatianus*, but in no other place even in the immediate neighbourhood did I ever find them to be infected.

It has hitherto been stated that *Uromyces Kabatianus* belongs solely to *Geranium pyrenaicum*, but Rostrups observations as well as my own made me attempt to see if, by cultivation, other host-plants might not be found. For this purpose I obtained a number of various seeds of *Geranium* which I sowed in flower-pots. The *Geranium*, produced by these seeds, I infected with *Uredo*-spores of *Uromyces Kabatianus* on *Geranium pyrenaicum*. In 1908 I succeeded in infecting *Geranium pusillum* & molle, in 1909 *Geranium rotundifolium*, *viscidulum* & *dissectum*, and in 1910 *Geranium rotundifolium*.

The experiments were made in flower-pots placed in the windows in closed compartments where there was no fear of infection from outside, and the infection was also in each case so complete that it was impossible for it to be attributed to chance. In each case a period of 10 days passed between the sowing of the spores and the appearance of the new groups of *uredo* on the leaves. Accordingly the period of incubation of *Uredo*-spores is ten days. The flower-pots were covered by a glass-bell the first days after the sowing of the spores. Rostrup considered *Urom. Kabatianus* a biological form of *Urom. geranii* (R 96 o¹³⁰).

Geranium columbinum. S. Lyngby!. *Geranium dissectum*. S. Fredriksværk, Lyngby!. *Geranium molle*. S. Fredriksværk, Lyngby!. *Geranium pusillum*. S. Fredriksværk, Lyngby!. *Geranium pyrenaicum*. S. Fredriksværk, Søllerød (June 1866 A. S. Orsted), Dronninggaard, Lyngby.

1563. ***Uromyces alchimillae*** (Pers.) Lév., Syn: *Uredo alchimillae* Pers. Syn.²¹⁵, Schum. no 1534, Fl. D. tab. 1436, Løvefod Brandstøv (H. 37⁹⁰⁷), Løvefodrøst (R. 04 a³⁷), Lit: Sydow 10¹⁹⁶, Klebahn 05 b⁷⁸, Liro 08³¹.

Brachy-*uromyces*, the mycelium winters in the underground parts of the plant and attacks all the leaves in the spring (April—June). The primary *uredo*-spores produce secondary groups of *uredo* (June—July), and later teleuto-spores.

Alchimilla alpestris. S. Fredriksborg (A. Lange), Lystrup Hegn!, Bidstrup Hegn!, Jægersborg!, Jyderup!, Orsløv (P. N.). *Alchimilla filicaulis*. J. Krabbesholm Skov!; S. Valensbæk Mose (C. H. O.). *Alchimilla pastoralis*. B. Gudhjem!. *Alchimilla pratensis*. S. Botanisk Have!.

1564. ***Uromyces anthyllidis*** (Grev.) Schroeter, Sydow 10⁶⁴, Rundbælgrøst (R 93 c⁷¹, 02 a²⁷⁶, 04 a³⁷).

Hemi-*uromyces*. St. II June—Sept., st. III July—Octob.

Anthyllis vulneraria, common.

THIS PAGE IS LOCKED TO FREE MEMBERS

Purchase full membership to immediately unlock this page

Know Your Bible

Forgotten Books' Full Membership provides unlimited access to more than 28,000 volumes of Christian literature for \$8.99/month

HOLY BIBLE

Continue

*Fair use policy applies

plant and transforming it ("Euphorbia degener"). In May 1880 such diseased plants were sent to P. Nielsen from professor P. Magnus in Berlin and he infected *Pisum arvense* with them. By cultural experiments Rostrup has also confirmed the relation of the Aecidies on *Euphorbia cyparissias* to the *Uromyces pisi* (R 84 a¹¹). Rostrup made efforts to have the destruction of *Euphorbia cyparissias* made obligatory by law, and a bill to that effect was also passed on March 27. 1903.

Euphorbia cyparissias. F. Skaarup Kirkegaard (23/6 1872); S. Botanisk Have (A. Lge). *Pisum sativum*. J. Sjørup; F. Klingstrup, Skaarup; Møen.

1570. **Uromyces ervi** (Wallr.) West., Lit: Sydow 10⁹⁶.

Aut-eu-uromyces. The aecidia are able to regenerate the whole summer (Dietel 95). The uredospores are never to be found in independent groups, st. III Aug.—Septbr.

Ervum hirsutum. J. Tversted Plantage, Skive!, Randers, Stensballe (Jeppe- sen); F. Klingstrup; L. Reersø; B. Neksø (R 06 dd³⁷³).

1571. **Uromyces striatus** Schroeter, Syn: *Uromyces medicaginis falcatae* (de C.) Wt., *Uredo fabae* β. *Medicag. falcatae* de C., *Lucerne- rust* (R 02 a²⁷⁶, M. L. M. 07), *Sneglebælgrust* (R 04 a³⁸), Lit: Sydow 10¹¹⁵.

Heter-eu-uromyces, st. I perennial in *Euphorbia cyparissias*, not found in Denmark, st. II—III on *Medicago* and *Trifolium* spp.

Medicago lupulina. S. Korsør (P. N.). *Medicago sativa* not uncommon. *Trifolium arvense*. F. Vejstrup Aaskov. B. (Neger 06). *Trifolium procumbens*. F. Vejstrup Aaskov (15/9 78); S. Landbohøjskolens Mark.

1572. **Uromyces trifolii** (Hedw. f.) Lév., Syn: *Uromyces trifolii repentis* (Cast.) Liro, *Uromyces apiculatus* Str. partim.

Aut-eu-uromyces. St. I—II—III are often found simultaneously.

Trifolium hybridum. F. Broholm; Thorseng Bækkehave; S. Øresundshøj (R 06 d³¹⁵), Orsløv (P. N.); L. Søllested. *Trifolium repens*. F. Klingstrup (O. R.); S. Slagelse!.

1573. **Uromyces fallens** (Desm.) Kern 11, Syn: *Uromyces trifolii* (Hedw. f.) Lév. partim, *Uromyces apiculatus* Str. partim, *Kløverrust* (R 82 b³, 02 a²⁷², 04 a³⁸), Lit: Sydow 10¹³², R 93 c⁷⁰, Grove 1911.

Hemiuromyces. St. II July—August. St. III Sept.—Dec. Rostrup often emphasises the fact that *Trifolium pratense* of American origin is always more affected by this rust than clover from Danish seed.

Trifolium elegans. L. Albuefjord (August 1868). *Trifolium fragiferum*. J. Horsens!; F. Svenborg; S. Vordingborg; Amager; L. Rødby. *Trifolium medium*. J. Greisdalen. *Trifolium pratense*. Very common.

1574. **Uromyces loti** Blytt, Lit: Sydow 10¹¹⁰, Grove 1911.

Hemiuromyces. St. II July—Sept., st. III Sept.—Oct.

Lotus corniculatus. J. Bangsbo!, Sæbygaard; F. Bøgeskovgaard, Brudager; Thorseng Thoersminde; S. Flaskekroen. *Lotus tenuifolius*. S. Masnedsund (Jeppesen Sept. 1883).

1575. **Uromyces lupini** Berk. & Curt., Lit: Sydow 10¹¹¹.

Hemi-uromyces.

Lupinus angustifolius. S. Lyngby (K. H.), Landbohøjskolens Have, etc.

1576. **Uromyces genistae-tinctoriae** (Pers.) Wt., Syn: Uredo appendiculata var. genistae tinctoriae Pers., Visserust (R 04 a³⁸), Lit: Sydow 10⁹⁰.

Hemiuromyces. St. II July—Sept. st. III Octob.

Cytisus laburnum. J. Brostrøms Have, Viborg!. *Genista anglica*. J. Undalls-lund, Viborg, Nipgaard!, Herning, Bordrup, Mols. *Genista pilosa*. J. Holstebro (Jeppesen), Viborg. *Genista tinctoria*. Fænø. *Sarothamnus scoparius*. J. Vejle (Jeppesen).

1577. **Uromyces primulae integrifoliae** (de C.) Niessl, Lit: Sydow 10⁴⁵.

Uromycopsis with perennial mycelium. St. I April, st. III June.

Primula glutinosa var. *Floerkeana*. S. København (M. Lorenzen). *Primula Heerii* (= *hirsuta* × *integrifolia*). S. København (M. Lorenzen).

Both affected species of *Primula* had been imported from Switzerland in the preceding year.

1578. **Uromyces armeriae** (Schlecht.) Lév., Lit: Sydow 10⁴⁰.

Aut-eu-uromyces. St. I April—May, st. II June—July, st. III June—Sept.

Armeria vulgaris. J. Fredrikshavn (M. L. M.), Haastrup!, Nørlunde (Jeppesen), Bygholm, Jensgaard Strand!; Thorseng Orene; Thurø; S. Snedinge (P. N.), Masnedsund (¹²/₈ 77); L. Bredfjord; B. Randkleven (R 06 dd³⁷²), etc. *Armeria plantaginifolia*. S. Landbohøjskolens Have.

1579. **Uromyces limonii** (de C.) Lév., Hindebægerrust (R 04 a³⁸), Lit: Sydow 10⁴¹.

Aut-eu-uromyces.

Limonium humile (= *Statice bahusiensis*). F. Fyenshoved; L. Billese. *Limonium vulgare* (= *Statice scanica*). Læsø (J. P. Jacobsen 70); J. Aalborg (O. R.), Gjøl (M. L. M.); Fanø (E. W. 94⁵⁶); Thorseng Vemmenæs (H. M.); Lang. Lindelse Nor (C. H. O.); S. Glænø, Skelskør (P. N. 77 c³²⁷), Stignæs (P. N.), Snedinge, Svinø!. L. Taars.

1580. **Uromyces phyteumatum** (de C.) Unger, Sydow 10¹⁷, Rappunselrust (R 04 a³⁸).

Microuromyces with perennial mycelium, producing spermogonia and teleutosori May—July.

Phyteuma spicatum. J. Klokkedalen near Horsens (^{26/5} 1885 R again ^{15/6} 19021).

1581. **Uromyces valerianae** (Schum.) Fuckel, Sydow 10¹⁹, Syn: *Uredo valerianae* Schum. no 1569, Baldrians Brandstøv (H. 37⁹¹¹), Baldrianrust (R 04 a³⁸).

Aut-eu-uromyces. St. I May—June; st. II June—Oct., st. III August—Octob.

Valeriana dioica. J. Gedved (Jeppesen), Horsens (Jeppesen), Vejle (Jak. Lge); F. Ringel, Stokkebæk, Skaarup; S. Alindelille, Sorø!, Skelskør (Jeppesen), Borreby (P. N.), Vordingborg; L. Borgø (Exc. ^{3/8} 84); B. Almindingen (R 06 dd³⁷²). *Valeriana officinalis*. J. Lerbæk!, Bangsbo!; S. Slangstrup, Hylleholt; L. Stensgaard. *Valeriana sambucifolia* very common.

Phragmidium.

Lit: see Dietel 05 & Vleugel 08 a. All known species of *Phragmidium* are autoecious.

1582. **Phragmidium obtusum** (Strauss) Wt., Syn: *Phr. tormentillae* Fuckel.

Euphragmidium, st. I April—May, st. II June—August, st. III July—Octob.

Potentilla silvestris. J. S. Ommel, Vejle (Jeppesen); Fænø; F. Skaarup (^{3/10} 77); S. Vangede (R 06 cc³⁵⁶); L. Stokkemærke; Falst. Horreby Lyng; B. Rø, Almindingen (R 06 dd³⁷⁴). *Potentilla procumbens*. J. Trelde (Exc. ^{24/7} 88). *Potentilla reptans*. J. V. Torup.

1583. **Phragmidium potentillae** (Pers.) Karsten, Syn: *Puccinia pot.* Pers. Syn. ²²⁹, *Uredo pot.* Schum. no 1535, Potentilrust (R 04 a⁵⁰).

Euphragminium as no 1582, quite common.

Potentilla argentea. J. Kannestederne!, Tolne!, Aalborg (J. P. Johansen), Højslev!, Feldborg, Allinggaard, Stensballe Sund (Jeppesen); F. Aarup!, Odense, Knarreborg, Skaarup, Faaborg; Langeland; Lohals; S. Jægerspris (Gad), Tryggerød (E. W.), Basnæs (P. N.); Lindholm; L. Birket (August 62); B. Svaneke. *Potentilla arenaria*. S. Dragsholm (Th. Leth). *Potentilla minor*. J. Løgstør!, Aalborg (J. P. Johansen). *Potentilla opaca*. S. Fredriksværk, Geel-skov (Didrichsen), Brede (K. H.), Boserup Skov (F. K. R.).

1584. **Phragmidium fragariastris** (de C.) Schroeter.

Euphragmidium, as no 1582.

Fraga sterilis. J. Hou!, Stensballe Sund (^{2/5} 76 Jeppesen), Kolding; F. Langesø (A. Andersen), Ryslinge (Jak. Lge), Gudbjerg, Gudme; Lang. Kjeldbjerg (C. H. O.); S. København, Hylleholt, Orsløv (P. N.), Vemmetofte (E. W.); L. Heiringe; B. Helligdomsklipperne.

1585. **Phragmidium rosae** (Persoon), Syn: *Puccinia rosae* Pers. Syn. ²²⁹, *Uredo rosae centifoliae* Pers. Syn ²¹⁵, *Uredo miniata* Pers.

THIS PAGE IS LOCKED TO FREE MEMBERS
Purchase full membership to immediately unlock this page



Never be without a book!

Forgotten Books Full Membership gives universal access to 797,885 books from our apps and website, across all your devices: tablet, phone, e-reader, laptop and desktop computer

A library in your pocket for \$8.99/month

Continue

*Fair usage policy applies

Noticed on *Rubus caesius*, *caesius* × *radula*, *corylifolius*, *glandulosus*, *idaeus* × *caesius*, *Mortensenii*, *nemoralis*, *radula*, *Wahlbergii* & var. *ferox*.

1591. **Phragmidium violaceum** (Schultz) Wt., Syn: Phragm. asperum Wallr., Ru Brombærrust (R 77 b ¹³¹).

Euphragmidium, very common, found on the leaves of many species of *Rubus*.

Noticed on *Rubus discolor*, *imbricatus*, *insularis* × *villicaulis* (Hellebæk C. H. O.), *plicatus*, *radula*, *thyrsoides* & form. *laciniatus*, *villicaulis*.

1592. **Phragmidium rubi idaei** (Pers.) Karsten, Syn: Uredo rubi idaei Pers. Syn. ²¹⁸, Puccinia rubi Schum. no 1582, Aecidium columellatum Schum. no 1528, Fl. D. tab. 2219 fig. 2, Phragmidium gracile Grév., Hindbærrust (R 77 b, 02 a ²⁷⁸ c. icon., 04 a ⁴⁹).

Euphragmidium, st. I on the upper side of the leaves May—June, st. II & III on the under side of the leaves later on.

Found in all parts of the country, as well on wild as on cultivated *Rubus idaeus*.

1593. **Phragmidium sanguisorbae** (de C.) Schroeter, Syn: Phragm. apiculatum Aut.

Euphragmidium, st. I April—May, st. II June—August, st. III July—Octob.

Poterium polygonum (hosp. nov.). J. Hald!. *Poterium sanguisorba*. J. Dybdal near Aalborg!. *Poterium dictyocarpum*. J. Dybdal (J. P. Johansen), Buderupholm; F. Skaarup (^{19/9} 62); S. Rørvig, St. Jørgensbjerg (Thomsen); Møen Stensgaard (R 81 a ⁹⁰).

Triphragmium.

1594. **Triphragmium filipendulae** (Lasch) Passer.

Brachy-triphragmium, primary uredo in June, secondary uredo July—September, teleuto August—Nov.

Filipendula hexapetala. J. Feggeklit!, Hadsund; Sejro; S. Rørvig, Tisvilde, Fredrikssund! (Exs. Sydow 2390), Brede, Herlufsholm (O. R.); B. Johns Kappel, Bobbeadalen, Randkløve.

1595. **Triphragmium ulmariae** (Schum.) Link, Syn: Uredo ulmariae Schum. no 1533, Mjødurtrust (R 04 a ⁴⁹).

Brachy-triphragmium as no 1594.

Filipendula ulmaria. J. Fredrikshavn (C. H. O.), Rindsholm (Gad); F. Holmdrup, Klingstrup, Skaarup, Vejstrup Aaskov (^{11/9} 61), Tved; S. Holte (E. W.), Lyngby Mose (Raunkiær), Ledreborg (Thomsen); B. Bodilsker (Bergstedt), Almindingen (R 06 bb ³⁷³).

Aecidium.

1596. **Aecidium circaeae** Cesati.

Circaea alpina. J. Munkebjerg (Jak. Lge); S. Oremandsgaard. *Circaea lute-*

tiana. J. Kalø, Munkebjerg (Jak. Lge); F. Holmdrup, Vejstrup (¹¹/₆ 62), Skaarup; Lang. Lohals (³⁰/₇ 85 again 1906 M. L. M.); S. Bagsværd Sø (abundantly L. K. R.), Fredriksdal!, Boserup (Thomsen), Basnæs (P. N.); Falst. Næsgaard Skov (Exc. ²⁵/₆ 11), Korselitse.

1597. **Aecidium stenhammariae** Rostrup 92 g⁷⁰.

Pneumaria maritima. J. Bulbjerg and Torup Strand (August 1890).

Peridermium.

1598. **Peridermium conorum piceae** (Reess), Syn: *Aecidium con. p.* Reess non Peck., *Peridermium piceae* Thüm. Koglerust (R 02 a).

Is probably corresponding to *Chrysomyxa pirolae* (see R 81 c¹²⁶, 02 a³¹⁸ & ³²⁵ c. icon.), April—October.

In the cones of *Picea excelsa*, J. Dallerup Skov near Boller; F. Glorup, Brændeskov (Oct. 77 Exs. Thüm. Myc. no 1119), Klingstrup (⁶/₄ 71); S. Fredriksværk; B. between Hammershus and Allinge and in Sandflugtskoven (²⁰/₈ 06 Neger, Exs. Sydow no 2094 see Neger 06³⁶⁷).

Uredo.

1599. **Uredo airae** Lagerheim.

Aira caespitosa & *flexuosa*, very common, July—November.

1600. **Uredo glyceriae** ad interim. See tab. V fig. 69.

Soris uredosporiferis epiphyllis, sparsis, elliptico-rotundatis vel elongatis, flavis. Uredosporis ovoideis membrano hyalino, plasmate flavo farctis $21-30 \mu \times 18-22 \mu$. Paraphysis membrano crasso, capite sphaeroideo, $19-20 \mu$ diam., instructis, infra caput constrictis, long. (capite excluso) $42-55 \mu$, crassit $5-8 \mu$.

This uredo occurs rather scantily on the leaves of *Glyceria*. St. III is never found on the same leaves. It is probably a form of *Puccinia coronata*.

Glyceria maritima. J. Aalborg!; F. Christiansminde Skov (¹¹/₇ 75).

Auriculariales.

Auriculariaceae.

Herpobasidium (see Lind 08 a).

1601. **Herpobasidium filicinum** (Rostrup) Lind 08 c. icon., Syn: *Gloeosporium fil.* R in Thüm. Myc. no 2083 (1881), *Exobasidium Brévièri* Boud., Syll. XVI¹⁹⁸, Lit: R 85 a, 89 i²³⁶, 02 a⁵⁸³.



Fig. 28. *Herpobasidium filicinum* (Rostrup) Lind.
 Mycelium with basidia and spores, from Lind 08.

Perennial in living fronds of *Aspidium*. *Aspidium filix mas*. Very common.
Aspidium dryopteris. Common.

THIS PAGE IS LOCKED TO FREE MEMBERS

Purchase full membership to immediately unlock this page

Know Your Bible

Forgotten Books' Full Membership provides unlimited access to more than 28,000 volumes of Christian literature for \$8.99/month

**HOLY
BIBLE**

Continue

*Fair use policy applies

faginea Fries S. M. III²⁰⁹, *Cribraria onygena* Schum. no 1499, Fl. D. tab. 1309 fig. 2 (see R 85 g¹⁵⁷), *Onygena decorticata* Pers.

On trunks of *Fagus silvatica*. Sept.—April. F. Skaarup; S. Dyrehaven (Schum., V. A. P. & R 90 n), Jyderup!. *Alnus glutinosa*. S. Dyrehaven.

1607. **Pilacre Petersii** Berk. & C., Syll. IV⁵⁸⁰.

On trunks of *Fagus silvatica*. S. Dyrehaven (18/10 96 L. K. R.).

Stilbum.

Concerning its systematical place see Juel, Bih. til Kg. Sv. Vet. Ak-Handlingar. XXIV, Afd. III, no 9.

1608. **Stilbum vulgare** Fries S. M. III³⁰⁵, Syll. IV⁵⁶⁷.

On wood of *Picea excelsa*. S. Geelskov (O. R. 9/12 88).

Tremellaceae.

Sebacina.

1609. **Sebacina caesia** (Fries) Tul., Syn: *Thelephora caesia* Persoon, Fries S. M. I⁴⁴⁹, Syll. VI⁵⁴⁰.

Covering the moist soil with a grayish blue waxy crust. S. Gurre (F. & W. 09³¹⁰ c. icon.), Dyrehaven (March 1903 O. R.).

1610. **Sebacina incrustans** (Fries) Tul., Syn: *Thelephora incr.* Fries S. M. I⁴⁴⁸ & El. I²¹⁴, *Thelephora sebacea* Pers., Syll. VI⁵⁴⁰, Bedækkende Øresvamp (H. 37⁸¹⁶), Lit: R 02 a³³¹, F. & W. 09³¹¹ c. icon.

On grass etc. F. Vejstrup, Skaarup (8/9 77), Vængemose, Nr. Alslev; S. Hellebæk, Charlottenlund (Rützou), Slagelse.

Exidia.

1611. **Exidia pithya** Fries S. M. II²²⁶, Syll. VI⁷⁷⁴, Lit: R 02 a³³¹.

Very common on bark of *Pinus* & *Picea*, May—June.

1612. **Exidia recisa** Fries S. M. II²²³, Syll. VI⁷⁷², Syn: ? *Bulgaria pellucens* Fries S. M. II¹⁶⁷, Fl. D. tab. 2031 fig. 2, Schum. no 2042, *Exidia gelatinosa* (Bull.) Schroeter, Afstumpet Spiresvamp (H. 37⁸⁴⁷), Rav-Øresvamp (R 69⁵⁹), Ravsvampen (R 80 a¹⁹⁴).

On dead or dying branches, in winter. Common, especially on *Salix caprea*.

1613. **Exidia plicata** Fries Hym. 694, Syn: *Exidia glandulosa* Fries subsp. plic. Klotsch, Syll. VI⁷⁷⁴.

Alnus incana. J. Viborg (20/4 06!).

1614. **Exidia albida** (Fries) Bref., Syll. VI ⁷⁷⁵, Syn: Tremella albida Hudson, Fries S. M. II ²¹⁵, Hvid Bævresvamp (R 69 ⁶⁰), Lit: R 66 ²¹⁸.

Common in winter on fallen branches of *Fagus silvatica*, *Crataegus monogyna*, *Fraxinus excelsior* etc.

1615. **Exidia glandulosa** Fries S. M. II ²²⁴, Syll. VI ⁷⁷³, Syn: Tremella atra Fl. D. tab. 884 & 885 fig. 2, Trem. glandulosa Bull., atrovirens, umbrina & glauca Schum. no 2135—2138, Kjertlet Spiresvamp (H. 37 ⁸⁴⁷), Kirtlet Øresvamp (R 69 ⁵⁹), Lit: R 80 a ¹⁸⁷ & 02 a ³³¹.

Common in winter on fallen branches of *Salix*, *Betula*, *Fagus*, *Quercus*, *Carpinus*, *Juglans* etc.

Ulocolla.

1616. **Ulocolla foliacea** (Fries) Bref., Syll. VI ⁷⁷⁸, Schroeter 89 ³⁹⁴, Syn: Tremella fol. Persoon, Fries S. M. II ²¹².

On wood of *Alnus* & *Quercus*. F. Klingstrup, Skaarup; S. Charlottenlund (Valb. Jørgensen), Botanisk Have (C. H. O.); B. Blykobbe.

1617. **Ulocolla saccharina** (Fries) Bref., Syll. VI ⁷⁷⁷, Syn: Exidia sacch. Fries S. M. II ²²⁵, Sukkerfarvet Spiresvamp (H. 37 ⁸⁴⁸).

Pinus montana. S. Hornbæk Plantage (Aug. 99).

Craterocolla.

1618. **Craterocolla rubella** (Fries) Sacc., Syll. VI ⁷⁷⁸, Syn: Peziza rub. Pers. Fries S. M. II ¹⁴¹, Poroidea pityophila Gött., Wt. I ²⁷⁵ c. icon. *Alnus glutinosa*. S. Fredriksdal.

1619. **Craterocolla cerasi** (Tul.) Bref., Syll. VI ⁷⁷⁸, Syn: Tremella cerasi Schum. no 2142, see Tulasne (72) who is responsible for the identification of his species and Schumacher's.

S. "Inter corticem et lignum *Pruni cerasi*. Decemb." (Schum.).

Tremella.

1620. **Tremella cinereo-viridis** Schum. no 2147.

This fungus which seems to be very rare was found again by v. Höhnel in Austria (04). The said author is, however, responsible for the statement that this species is really identical with the fungus found by Schumacher.

1621. **Tremella encephala** (Fries) Willd., Syn: Naematelia enc. Fries S. M. II ²²⁷, Syll. VI ⁷⁹³, Hovedløs Levresvøb (H. 37 ⁸⁴⁸).

On bark of *Pinus silvestris*. S. Hornbæk Plantage (Brusendorff), Skodsborg!, Birkerød (Schum. no 2143); *Pinus montana*. J. Tversted (M. L. M.), Hald!.

1622. **Tremella fimbriata** Fries S. M. II ²¹², Syll. VI ⁷⁸⁰, Syn: Trem. undulata Hoffm.

Alnus glutinosa. S. Fortundammen (L. K. R.), Dronninggaard. *Alnus incana*. J. Nr. Mølle near Viborg!

1623. **Tremella intumescens** Fries S. M. II ²¹⁵, Syll. VI ⁷⁸³, R 80 a ¹²⁰. *Fagus silvatica*. F. Klingstrup (^{1/1} 79); S. Geelskov (F. K. R.), Dyrehaven (Rützou).

1624. **Tremella mesenterica** Fries S. M. II ²¹⁴, Syll. VI ⁷⁸³, Trem. sagarum Fl. D. tab. 885 fig. 3, Schum. no 2139, Trem. subclavata Schum. no 2156, Hindeformig Bævresvamp (H. 37 ⁸⁴⁶), Gul Bævresvamp (R 69 ⁶⁰ & 02 a ³³²).

Very common Dec.—April on fallen branches of *Salix*, *Carpinus betulus* (R 80 a ¹²⁶), *Fagus*, *Quercus*, *Ribes rubrum*, *Crataegus monogyna*, *Cytisus alpinum* etc.

1625. **Tremella viscosa** (Fries) Berkeley, Syll. VI ⁷⁸⁵, Syn: Thelephora visc. Persoon, Fries S. M. I ⁴⁴⁸ & El. I ²¹⁸; Schum. no 1988, Fl. D. tab. 1851 fig. 1, Klæbrig Øresvamp (H. 37 ⁸¹⁶).

On decorticated branches of *Ulmus* (Schum.). *Fagus silvatica*. J. Viborg!

Naematelia.

1626. **Naematelia rubiformis** Fries S. M. II ²²⁸ & El. II ³⁵, Syll. VI ⁷⁹⁴, ? Syn: Tremella encephaloides Schum. no 2144 & alutacea no 2145, Brombærformig Levresvøb.

On wood. S. Ermelunden (^{16/3} 05 O. R.).

1627. **Naematelia virescens** (Fries) Cda, Syll. VI ⁷⁹⁴, Wt. I ²⁸², Syn: Tremella vir. Schum. no 2146, Dacryomyces vir. Fries S. M. II ²²⁹, Fl. D. tab. 1857 fig. 1.

S. "In trabibus subputridis" (Schum.).

Tremellodon.

1628. **Tremellodon gelatinosum** Fries Hym. ⁶¹⁸, Syll. VI ⁴⁷⁹, Syn: Hydnum gelat. Scop., Fries S. M. I ⁴⁰⁷, Hydnum crystallinum Müller 1775, Fl. D. tab. 717, Krystal Pindhat (Viborg 1793 ²⁶⁶), Levret Pigsvamp (H. 37 ⁸¹²).

On stumps of Coniferae. J. Geelskov (^{24/10} 85).

Dacryomycetinae.

Dacryomyces.

1629. **Dacryomyces chrysocomus** (Fries) Tul., Syll. VI ⁷⁹⁸, Wt.

THIS PAGE IS LOCKED TO FREE MEMBERS
Purchase full membership to immediately unlock this page



Never be without a book!

Forgotten Books Full Membership gives universal access to 797,885 books from our apps and website, across all your devices: tablet, phone, e-reader, laptop and desktop computer

A library in your pocket for \$8.99/month

Continue

*Fair usage policy applies

90⁷⁹ & tab. 1, Slimet Hornsvamp (R 98 q²⁵² c. icon.), Klæbrig Køllesvamp (H. 37⁸²²).

Very common on stumps of coniferae July–October.

Exobasidiineae.

Exobasidium.

It is very difficult to decide whether all the species of *Exobasidium* proposed are autonomous species or not. We are badly in want of cultivating experiments to decide whether a number of the so-called species are only biological forms. Richards alone (96) has made a few experiments to this effect in 1894.

The systematic division of the species of *Exobasidium* parasitical on *Bicornes* is rather complicated and has caused a great many misunderstandings, even in the latest systematical manuals (for instance E. & P. 00) the facts are by no means cleared up. So I shall be obliged to deal a little more thoroughly with the classification of this group of fungi.

There are three different, morphologically well separated types of *Exobasidium* on *Bicornes* in this country and in the neighbouring ones.

The first type which I shall call the circumscribed one has its receptacle on limited spots on the leaves forming irregular gall-like bodies; the basidia are crowded with four spore-bearing sterigmata; the spores are small: $5-8 \mu \times 1-2 \mu$.

The second type which I shall call the penetrating one penetrates the whole of the host-plant or single branches with its mycelium causing hypertrophical deformations on them and producing witches-brooms. The basidia bear only two sterigmata and the spores are large: $25-32 \mu \times 8-12 \mu$.

The third type occupies in many respects, an intermediate position between the above two types, and it only occurs on *Arctostaphylos*.

No doubt Wilhelm Siegmund was the first to notice the two types which I call the circumscribed and the penetrating one. His descriptions seem to be quite unheeded by all later mycologists so they are quoted here. He writes (79¹⁹):

“*Exobasidium vaccinii* Woronin. An lebenden Blättern der Preiselbeere warzenförmige fleischige verdickte Auswüchse, welche unterseits wie mit Mehl überstreut und oben schön roth gefärbt sind, auch am *Vaccinium uliginosum*.

Exobasidium myrtilli. Die Zweige und Blätter der Heidelbeere

schwellen dicklich an, werden vollsaftig und röthlich gefärbt und sind unterseits wie mit Mehl überstreut, seltener."

Sadebeck (86) and Fr. Thomas (97) have both made the same observation separately and independent of the other mycologists; both describe the penetrating form on *Vaccinium myrtillus*; Sadebeck does not give it a special name, Thomas indicates the circumscribed form as "f. *circumscripta*" and the penetrating form as "f. *ramicola*", considering both to be climatic forms as he finds f. *circumscripta* in the lowlands and f. *ramicola* high up in the mountains.

Rostrup has often dealt rather thoroughly with the species of *Exobasidium* on *Bicornes*. He considered them (R 96 l, 96 o¹²⁸, 02 a, 04 a) a single species differentiated into many formae speciales. The penetrating form on *Oxycoccus palustris* he has, however, described as an autonomous species, viz. *Exobasidium oxycocci*, and in some other places he draws attention to the fact that *Exobasidium* from Greenland (i. e. *Exobasidium vaccinii uliginosi*) has much larger spores, viz: $16-18 \mu \times 8-9 \mu$, than the Danish forms.

Boudier (1894) has described the penetrating form on *Vaccinium uliginosum* as *Exobasidium vaccinii uliginosi*; later on (96) Lagerheim gave a more thorough description and delineation of the same.

As long as the necessary cultivating experiments have not been made I shall prefer to unite all the circumscribed forms in the single species: *Exobas. vaccinii* and to consider *Exobas. arctostaphyli*, *Exobas. oxycocci*, *Exobas. myrtilli*, *Exobas. Karstenii* and *Exob. vaccinii uliginosi* as autonomous species, the latter has not been found in Denmark, it is common in Greenland and Lapland on *Vaccinium uliginosum*, *Vacc. vitis idaea* and *Cassiope tetragona*.

1637. ***Exobasidium vaccinii*** (Fuckel) Woronin, Syll. VI⁶⁶⁴, Syn: *Fusidium vaccinii* Fuckel 61²⁵¹ c. icon., *Exobas. ledi* Karsten in Thüm. Mycot. no 1506, Syll. VI⁶⁶⁴.

It not only attacks the leaves, but occasionally may cause quite short and thick witches'-brooms on the end of young twigs of *Vaccinium vitis idaea*. The form on *Rhododendron* — *Exobasidium rhododendri* Cramer, Syll. VI⁶⁶⁴ — is surely no independent species. A. Bruun has observed that *Rhododendron hirsutum* which had been growing in a hot-house for many years without being attacked was one year infected, possibly from *Vaccinium vitis idaea* (see R 95 a²⁰⁵). Nor is the form on *Azalea* — called *Exobasidium azaleae* Peck or *Exob. discoideum* Ellis & var. *Horvathianum* Thümen — an autonomous species (see Naumann 1910).

Common. July–September on *Vaccinium vitis idaea*, *Vaccinium uliginosum* *Oxycoccus palustris*. *Rhododendron hirsutum*. S. Hellebæk (Børgesen), Landbo-

højskolens Have (A. Bruun June 93). *Azalea cult.* B. Rønne (²⁷/₃ 1909 Joh. Sørensen).

1638. **Exobasidium arctostaphyli** Harkness 85.

It is common in this country and in the neighbouring countries as well, and it may appear in many exsiccati under the names of *Exob. vaccinii* or *Exob. vaccinii uliginosii*.

Arctostaphylos uva ursi. J. Fredrikshavn (²⁴/₇ 02!), Borris Hede (F. & W.), Utoft Plantage etc.

1639. **Exobasidium myrtilli** Siegmund 79, Syn: *Exob. vaccinii* (Fuckel) Woronin var: *myrtilli* Thümen 75.

Vaccinium myrtillus. J. Fredrikshavn!, Addit Skov, Rathlousdal!, Munkebjerg; B. Almindingen (Neger 06).

1640. **Exobasidium oxycocci** Rostrup 85 a.

The affected shoots grow flesh-coloured and thick with small, stubby leaves, and they grow perpendicularly up from the lying branches.

Oxycoccus palustris. J. Hulsig!, Assentoft!, Strellev near Varde (Raunkiær); S. Gammelose (¹⁶/₆ 84· see R 06 cc).

1641. **Exobasidium Karstenii** nom. nov., Syn: *Exob. andromedae* Karsten 1878 non *Exob. and.* Peck 1874.

Andromeda polifolia. J. Hulsig!, Tolne!, Addit, Varde (Raunkiær); S. Søholm; Falst. Horreby Lyng.

Aureobasidium.

1642. **Aureobasidium vitis** Viala et Boyer, Syn: *Exobasidium vitis* Prill. & Delacr., Syll. XI ¹³¹.

Vitis vinifera in hothouses. July–October. S. Saaby near Hvalsø (1896 E. Gottschalk).

Hymenomycetinae.

Hypochnaceae.

Hypochnus.

1643. **Hypochnus bombycinus** (Fries)!, Syn: *Thelephora bomb.* Sommerf., Fries El. I ²¹¹, *Corticium bomb.* Bres., *Hypochnus serus* Schroeter 89 ⁴¹⁷, Syll. VI ⁶⁵⁶, *Corticium serum* Fries Hym. ⁶⁵⁹, not *Thelephora sera* Pers. Syn. ⁵⁸⁰, *Corticium oosporum* Karsten, Syll. IX ²⁹³, *Hypochnus granulatus* Bon., Syll. VI ⁶⁵⁴.

THIS PAGE IS LOCKED TO FREE MEMBERS

Purchase full membership to immediately unlock this page

Know Your Bible

Forgotten Books' Full Membership provides unlimited access to more than 28,000 volumes of Christian literature for \$8.99/month

**HOLY
BIBLE**

Continue

*Fair use policy applies

No doubt it is very common, but it may easily be missed as it is very much like dust etc.; it covers the lower part of the stems and the under-side of the leaves with a thin grey cover of mycelium. The spores are $10-12 \mu \times 6 \mu$. It seems not to hurt its host-plant, the leaves will keep their fresh green colour even if attacked by this fungus. American mycologists suppose this species to be genetically related to *Rhizoctonia* (see Riehm 11), a supposition which I do not consider to be sufficiently proved.

Solanum tuberosum. J. Grenaa (Sloth), Herning (Claudi Westh see R 01 a¹²¹), Esbjerg!; Lyngby (²¹/7 99 K. H. see R 99 c¹²⁹). *Solanum lycopersicum*. Am. Allégaarden (²⁶/6 05 Suhr see R 05 s).

1653. **Hypochnus basicola** Rostrup 05 o.

Tenuissimus, arachnoideus vel mucedineus, late effusus, junior griseo-pallidus, denique flavido-rufescens, hyphis laxissimis, hinc inde ellipsoideo-inflatis, cruciato-ramosis, anastomosantibus; tuberculis mycelicis sparsis, villosis, subglobosis, sclerotioideis.

Its mycelium is very slender and covers the stems a little above, as also a little below, the surface of the ground. It is very difficult to tell if it is really this fungus which attacks the stems and makes them decay. Rostrup has proposed four different species which, however, come very close to each other, but he has not described all of them; they seem to be closely related to *Hypochnus solani* and to *Hyp. cucumeris* Frank.

It is impossible to procure a fixed standard for judging of the limitation of these species based only upon species from herbario.

Hypochnus basicola Rostrup is found on *Beta cult.* S. Kirkesaaby (⁹/9 03 Teglbjerg), *Raphanus sativus* S. Landbohøjskolen (May 02), *Aster cult.* J. Beder (Henriksen June 03).

Hypochnus Hellebori Rostrup 97 m⁴³ (nomen nudum), Syll. XIV²²⁹.

Helleborus niger. F. Odense (Dec. 95 Ravens).

Hypochnus resedae Rostrup in herbario.

Reseda odorata. S. Østerbro (Løve ¹⁷/8).

Hypochnus carotae Rostrup in herbario.

Daucus carota. J. Christiansholm (Aug. 88); S. Lyngby (M. L. M. Aug. 10).

Hypochnus cucumeris Frank, Syll. VI⁶⁵⁷.

Cucumis sativus. S. Svenstrup (¹⁶/5 03).

1654. **Hypochnus sulphureus** (Fries) Schroet., Syn: *Corticium sulph.* Pers., Fries Epicr.⁶⁶¹, Syll. VI⁶¹², *Thelephora sulph.* Fries S. M. I⁴⁵², Svovlgul Barksvamp (R 04 a⁶²).

Most frequently occurs on the lower part of trunks of trees also growing on the surrounding ground. At first Rostrup (80 a¹⁶⁷) considered it quite harmless, but on closer examination he realized (96 q, 97 m⁴³, 02 a³³⁴) that it must be considered as really damaging. Is is very common both on coniferous trees and on deciduous trees.

Very common, noticed on *Pinus montana* & *silvestris*, *Picea excelsa*, *Populus tremula*, *Fagus silvatica*, *Carpinus betulus*, *Pirus malus*, *Chamaenerium angustifolium*.

1655. **Hypochnus fuscus** Saccardo, Syll. VI⁶⁶², Syn: *Tomentella fusca* Schroet. 89⁴¹⁹ vix Pers. & Fries.

Cantharellus cibarius. S. Ruderhegn (Sept. 07 O. R.). On moss. S. Tokkekøb Hegn (Raunkiær).

1656. **Hypochnus asterophorus** Bonorden, Syll. VI⁶⁵⁹.
On moss. S. Tokkekøb Hegn (Octob. Raunkiær).

Tomentella.

1657. **Tomentella fusca** (Fries) Schroeter, Syn: *Thelephora fusca* Pers., Fries S. M. I⁴⁵¹, El. I²⁰¹, Schum. no 1983, *Hypochnus fuscus* Karsten, Syll. VI⁶⁶², Lit: R 02 a³³⁵.

Very common on stems and fallen branches, twigs, fronds etc.

1658. **Tomentella ferruginea** (Fries) Schroeter, Syn: *Thelephora ferr.* Persoon, Fries El. I¹⁹⁸, *Hypochnus ferr.* Fries Obs. II¹⁸⁰, Syll. VI⁶⁶⁰.

On fallen twigs. F. Tangeskov (16/11 96); S. Ruderhegn (O. R.), Ravneholmene (O. R.), Boserup (O. R.); Møen Klinteskov.

1659. **Tomentella atramentaria** Rostrup 94 f⁴¹, Syn: *Thelephora at.* Sacc., Syll. XI¹¹⁷.

Atra, in sicco olivaceo-brunnea; hyphis laxe intricatis, brunneis, ramosis, articulatis, 5—7 μ diam.; sporis late ellipsoideis, 9—11 μ \times 8—9 μ , verrucosis.

On the ground. S. Aasevang (8/5 1892).

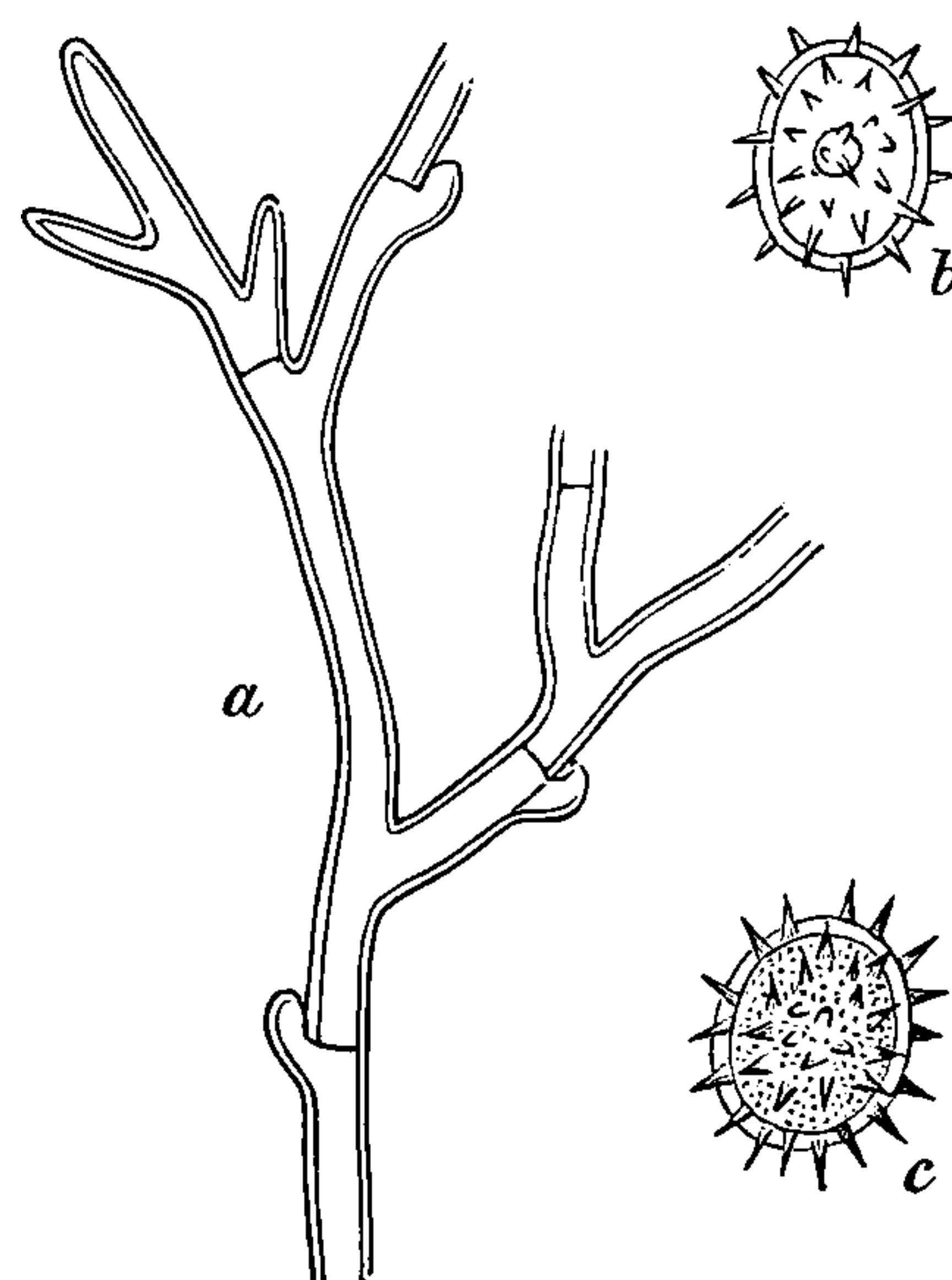


Fig. 29. *Tomentella atramentaria*
Rostrup.

a hyphes $\frac{500}{1}$, b & c spores $\frac{100}{1}$,
from R. 94 f.

Corticium.

1660. **Corticium evolvens** Fries
Epicr. 557, Syll. VI⁶⁰⁴ & XVII¹⁷⁰, Syn:

Thelephora ev. Fries S. M. I ⁴⁴¹; Corticium laeve Persoon, non Fries. Udspringende Øresvamp (H. 37 ⁸¹⁵).

Fagus silvatica. S. Ruderhegn. *Corylus avellana*. L. Stensgaard.

1661. **Corticium giganteum** Fries Epicr. ⁵⁵⁹, Syn: Thelephora gig. Fries S. M. I ⁴⁴⁸, Syll. VI ⁶¹⁰, Kneiffia gig. Bres., Syll. XVII ¹⁸².

On stems and stumps of Coniferae. J. Viborg!; S. Ruderhegn!, Køge.

1662. **Corticium flocculentum** Fries Epicr. ⁵⁵⁹, Syll. VI ⁶⁰⁵, Syn: Thelephora floc. Fries El. I ¹⁸⁴.

On wood of *Populus deltoides*. F. Skaarup.

1663. **Corticium radiosum** Fries Epicr. ⁵⁶⁰, Syll. VI ⁶¹¹, Syn: Thelephora rad. Fries El. I ²⁰⁶.

On trunks of *Pinus montana*. J. Paabøl (^{30/9} 04 see R 05 b ³⁰⁹). *Picea excelsa*. S. Geelskov.

1664. **Corticium lacteum** Fries Epicr. ⁵⁶⁰, Syll. VI ⁶¹⁰, Syn: Thelephora lac. Fries S. M. I ⁴⁵², Mælkehvid Barksvamp (R 04 a ⁶²).

Polyporus radiatus. S. Skjoldnæsholm (Sept. 86). *Fagus silvatica*. Lang. Carlseje; S. København (Prytz). *Corylus avellana*. S. Hareskoven.

1665. **Corticium calceum** Fries Epicr. ⁵⁶², Syll. VI ⁶²², Syn: Thelephora calc. Pers., Fries El. I ²¹⁵.

Salix caprea. J. Krabbesholm Skov!. *Corylus avellana*. S. Sjælsølund!. *Acer campestre*. S. Dyrehaven (O. R.). *Aesculus hippocastanum*. S. Søndermarken.

1666. **Corticium coeruleum** Fries Epicr. ⁵⁶², Syll. VI ⁶¹⁴, Thelephora coer. Schrader, Fries El. I ²⁰², R 69 ⁵⁷, Blaa Barksvamp (Sev. P. 95 ⁹¹).

On dead branches and twigs of *Populus*, *Corylus*, *Quercus* etc. F. Skaarup (^{15/12} 61 again Nov. 1877 Exs. Thüm. Myc. no 1207); S. Lerchenborg; L. Stensgaard, Hardenberg (Weismann).

1667. **Corticium rutilans** Fries Hym. ⁶⁵⁴, Syll. VI ⁶²⁶.

J. Sæbygaard Skov (July 93 O. R.).

1668. **Corticium lividum** Fries Epicr. ⁵⁶³, Syll. VI ⁶²³, Syn: Thelephora liv. Persoon, Fries S. M. I ⁴⁴⁷.

On stumps of *Pinus*. S. Ruderhegn (^{1/12} 07!).

1669. **Corticium ochraceum** Fries Epicr. ⁵⁶³, Syll. VI ⁶²⁴, Syn: Thelephora och. Fries S. M. I ⁴⁴⁶.

Fagus silvatica. J. Krabbesholm Skov!; Lang. Carlseje: S. Dyrehaven.

1670. **Corticium hepaticum** Berk. & Cooke, Syll. VI ⁶²⁰.

Fraxinus excelsior. F. Glorup (Dec. Lyman); S. København (O. R.).

THIS PAGE IS LOCKED TO FREE MEMBERS
Purchase full membership to immediately unlock this page



Never be without a book!

Forgotten Books Full Membership gives universal access to 797,885 books from our apps and website, across all your devices: tablet, phone, e-reader, laptop and desktop computer

A library in your pocket for \$8.99/month

Continue

*Fair usage policy applies

1678. **Corticium aurantium** Sacc., Syll. VI ⁶⁰⁶, Syn: *Thelephora aur.* Pers., *Aleurodiscus aur.* Schroeter 89 ⁴²⁹.

Rubus idaeus. S. Tisvilde. *Rubus caesius.* L. Stensgaard.

1679. **Corticium amorphum** Fries Epicr. ⁵⁵⁹, Syll. VI ⁶⁰⁶, Syn: *Thelephora am.* Pers., Fries El. I ¹⁸³, *Aleurodiscus am.* Rbh., *Ædelgranens Barksvamp* (R 04 a ⁶²).

On younger branches of *Abies alba.* J. Tværsted Plantage (F. K. R.), Viborg!; F. Glorup; S. Folehaven (la Cour), Dyrehaven; B. Almindingen (Neger 06).

Coniophora.

1680. **Coniophora arida** (Fries) Sacc., Syll. VI ⁶⁴⁸ & XVII ¹⁸², Syn: *Thelephora arida* Fries El. I ¹⁹⁷, *Coniophora betulae* (Schum.) Karsten *Hedwigia* 1896 ¹⁷⁴, Syll. XIV ²²⁴, *Thelephora betulae* Schum. no 1986, *Coniophora lurida* Karsten, Syll. VI ⁶⁵⁰, *Coniophora subcinnamomea* Karsten, Syll. IX ²⁴¹, *Hypochnus brunneus* Schroeter, Syll. VI ⁶⁶² (see v. Höhnel 08).

On fallen cones of *Pinus montana.* J. Varde (^{28/9} 03 see R 05 b ³⁰⁹), common on old wood.

1681. **Coniophora puteana** Fries Hym. ⁶⁵⁷, Syll. VI ⁶⁴⁷, *Thelephora put.* Schum. no 1989, Fries S. M. I ⁴⁴⁸ & El. I ¹⁹⁴, Fl. D. tab. 2035 fig. 1, *Coniophora cerebella* (Pers.) Schroeter 89 ⁴³⁰, *Brønd-Øresvamp* (H. 37 ⁸¹⁵), *Den gule Tømmersvamp* (R 02 a ³³⁹).

Very common on living and dead wood and bark, recorded on *Picea excelsa*, *Juniperus communis*, *Salix amygdalina*, *Crataegus oxyacantha*, *Hippophaës rhamnoides*, *Sambucus nigra*.

Hymenochaete.

1682. **Hymenochaete tabacina** (Fries) Lév., Syll. VI ⁵⁹⁰, Syn: *Thelephora tab.* Fries S. M. I ⁴³⁷, *Stereum tab.* Fries Epicr. ⁵⁵⁰, *Tobak-Barksvamp* (R 69 ⁵⁷).

Common on dead branches of *Salix*, *Corylus*, *Ribes grossularia*, *Spiraea salicifolia* etc.

1683. **Hymenochaete rubiginosa** (Fries) Lév., Syll. VI ⁵⁸⁹, Syn: *Stereum rub.* (Dickson) Fries Epicr. ⁵⁵⁰, Wt. I ³⁴⁴, Fl. D. tab. 1619 fig. 2, *Thelephora rub.* Schrader, Fries S. M. I ⁴³⁶, *Thelephora ferruginea* Bull., Schum. no 1981, *Hymenochaete ferr.* Bres. Atti d'. Acad. di sc. ser. III vol. III 1897, *Stereum ferrugineum* Fries Ep. ⁵⁵⁰, Syll. VI ⁵⁶⁵, *Rødbrun Øresvamp* (H. 37 ⁸¹⁴), *Rustbrun Barksvamp* (R 69 ⁵⁶), *Rustbrun Lædersvamp* (Sev. P. 95 ⁹⁰ c. icon.).

On dead wood, especially of *Quercus robur.* J., F., S. etc.

Stereum.

1684. **Stereum crispum** (Fries) Schroeter, Syn: *Thelephora crispa* Pers., Fries S. M. I⁴³⁷, *Thelephora sanguinolenta* Alb. & S., Fries S. M. I⁴⁴⁰, *Stereum sang.* Fries Epic.⁵⁴⁹, Syll. VI⁵⁶⁴, Blodrød Øresvamp (H. 37⁸¹⁵).

Common on cortex of Coniferae.

1685. **Stereum pini** Fries Epicr.⁵⁵³, Syll. VI⁵⁷⁴, Syn: *Thelephora pini* Schleich., Fries S. M. I⁴⁴³.

On the cortex of *Pinus montana*. J. Tvorup Klit, Viborg; S. Jyderup Plantage. *Pinus silvestris*. J. Moskov.

1686. **Stereum hirsutum** Fries Epicr.⁵⁴⁹, Syll. VI⁵⁶³, Syn: *Thelephora hirs.* Pers., Fries S. M.⁴³⁹, Fl. D. tab. 1738, fig. 1, *Hydnum parasiticum* Müller 1767²²⁴ & Fl. D. tab. 465 non Pers., *Auricularia faginea* Schum. no 1996, *Thelephora papyracea* Vahl Fl. D. tab. 1199 non Jungh., Laadden Øresvamp (H. 37⁸¹⁴), Gul Barksvamp (R 69⁵⁶), Gul Lædersvamp (Sev. P. 95⁹⁰), Lit: R 80 a¹⁶⁴ & 02 a³³⁶.

Very common on bark and wood of many different species of trees, for instance: *Picea*, *Alnus*, *Corylus*, *Carpinus* (Neger 06), *Quercus* (R 06 cc), *Fagus*, *Populus*, *Cornus* etc.

1687. **Stereum lilacinum** Fries Hym.⁶³⁹, Syll. VI⁵⁶³, Syn: *Thelephora lilac.* Pers., Fl. D. tab. 1619 fig. 1, *Auricularia lilac.* Schum. no 1994, *Thelephora purpurea* f. *pinea* Fries S. M. I⁴⁴⁰.

It is a dubious species, rather connected with *Ster. purpureum* or with *Ster. crispum*. I have found its spores to be $6,5-8 \mu \times 2,5-3,7 \mu$ as by the latter species.

On trunks of *Pinus strobus*. S. Geelskov. *Fagus silvatica*. Geelskov!.

1688. **Stereum purpureum** Fries Epicr.⁵⁴⁸, Syll. VI⁵⁶³, Syn: *Thelephora purp.* Fries S. M. I⁴⁴⁰, *Auricularia purp.* Schum. no 1997, Fl. D. tab. 534 fig. 4, Purpurfarvet Øresvamp (H. 37⁸¹⁴), Purpur-Barksvamp (R 69⁵⁶), Purpur-Lædersvamp (Sev. P. 95⁸⁹), Lit: R 80 a¹⁶⁷ & 02 a³³⁷).

Very common, especially from November to May, on many species of trees, for instance: *Salix*, *Populus*, *Betula*, *Fagus*, *Cytisus*, *Prunus*, *Fraxinus*, *Syringa* etc.

1689. **Stereum spadiceum** Fries Epicr.⁵⁴⁹, Syll. VI⁵⁶⁴, Syn: *Stereum cristulatum* Quel.

Quite common on cortex of *Quercus robur*, rare on *Populus tremula*. J. Viborg!.

1690. **Stereum rugosum** Fries Epicr.⁵⁵², Syll. VI⁵⁷², Syn: *Thelephora rugosa* Fries S. M. I⁴³⁹, *Thelephora cruenta* Hornemann Fl. D. tab. 1738 fig. 2, Blodig Øresvamp (H. 37⁸¹⁵).

Very common on *Salix caprea*, *Alnus incana* & *glutinosa*, *Betula*, *Quercus*, *Tilia* etc.

1691. **Stereum frustulosum** Fries Epicr. ⁵⁵², Syll. VI ⁵⁷², Syn: *Thelephora frust.* Fries S. M. I ⁴⁴⁵.

On wood of *Fagus* and *Quercus* (R 02 ³³⁷).

1692. **Stereum ochroleucum** Fries Hym. ⁶³⁹, Syll. VI ⁵⁶², Syn: *Thelephora och.* Fries S. M. I ⁴⁴⁰, Fl. D. tab. 2271 fig. 3, Messingfarvet Øresvamp (H. 37 ⁸¹⁴).

Acer pseudoplatanus. F. Klingstrup. *Cytisus laburnum*. S. København.

Thelephora.

1693. **Thelephora cristata** Fries S. M. I ⁴³⁴, Syll. VI. ⁵³⁹, *Merisma crist.* Schum. no 1997, Fl. D. tab. 2272 fig. 3, Fladtoppet Øresvamp (H. 37 ⁸¹⁴).

On the ground in the wood. S. & L., not common.

1694. **Thelephora caryophyllea** Fries S. M. I ⁴³⁰, Syll. VI ⁵²⁸, Syn: *Thel. radiata* Fries Epicr. ⁵³⁵, Syl. VI ⁵²⁷, *Merulius radiatus* Holmskj. 99, *Peziza radiata* Oeder Fl. D. tab. 469 fig. 2, *Clavaria flabellum* Müller 1776 ²⁵⁶, Straalet Skaallille (Viborg 1793 ²⁷¹), Straalet Aarehat Holmskj. 99 ⁵⁵ & tab. 29, Straalende Øresvamp (H. 37 ⁸¹⁴).

On the ground. S. Folehave Hegn (O. R.), Lille Hareskov (H. M.), Bagsværd (Holmskjold).

1695. **Thelephora palmata** Fries S. M. I ⁴³², Syll. VI ⁵²⁹, Syn: *Ramaria palm.* Holmskj. 90 ¹⁰⁶, tab. 10, Den palmede Grensvamp (Holmskj.), Grenet Fryndsesvamp (Sev. P. 95 ⁸⁹).

It often occurs in groups in pine-woods and can be distinguished by its disagreeable smell.

J. On clayey soil (Holmskj.); S. Grevinge Skov, Fredriksdal (Raunkiær), Bagsværd (Raunkiær), Bromme Plantage.

1696. **Thelephora clavularis** Fries Epicr. ⁵³⁷, Syll. VI ⁵²⁸, Syn: *Thelephora palmata* f. *clavularis* Fries S. M. I ⁴³³.

On the ground. S. Jonstrup Vang.

1697. **Thelephora terrestris** Fries S. M. I ⁴³¹, Syll. VI ⁵³⁶, Syn: *Thel. laciniata* Pers. Fries. S. M. I ⁴³¹, Syll. VI ⁵³⁷, *Thel. mesenteriformis* Vahl, Fl. D. tab. 1198, Schum. no 1980, *Helvella pineti acaulis* Fl. D. tab. 950, Granneskovs Foldhat (Viborg 93 ²⁶⁸), Krøsdannet Vabledrager (Viborg 93 ²⁶⁶), Fliget Øresvamp (H. 37 ⁸¹⁴), Fliget Barksvamp (R 69 ⁵⁶ & 79 ⁶⁵ c. icon.), Fryndsesvamp (R 98 q ²⁵² c. icon. & Sev. P. 95 ⁸⁹ c. icon.).

THIS PAGE IS LOCKED TO FREE MEMBERS

Purchase full membership to immediately unlock this page

Know Your Bible

Forgotten Books' Full Membership provides unlimited access to more than 28,000 volumes of Christian literature for \$8.99/month

**HOLY
BIBLE**

Continue

*Fair use policy applies

f. *nigro-caesia* Fries, Fl. D. tab. 2082 fig. 2, *Peziza nivea* Schum. no 2128, *Peziza nigro-caesia* Schum. no 2127, Hvidviolet Bægersvamp (H. 37⁸³⁵).

Very common on dead and fallen twigs from October to May, noticed on *Populus*, *Coronilla*, *Deutzia*, *Frangula*, *Sambucus* etc.

1704. **Cyphella capula** Fries Epicr. ⁵⁶⁸, Syll. VI ⁶⁷⁵, Syn: *Peziza capula* Holmskjold 81²⁸⁶ & 99 tab. 22, Fries S. M. II ¹²³, *Peziza cernua* Schum. no 2068, Fl. D. tab. 1970 fig. 3, Skuffesvampen (Holmskjold), Kandeformig Bægersvamp (H. 37⁸³⁷).

October–May. On dead stems and roots of *Arundo phragmites* (Holmskjold). *Urtica dioeca*. J. Bækkelund!, Aarhus (P. L. 09³⁷). *Lathyrus pratensis*. S. København. *Myosotis*. F. Skaarup. *Sambucus nigra*. S. Jægersborg (Schum.), Botanisk Have (O. R.).

1705. **Cyphella galeata** Fries Epicr. ⁵⁶⁷, Syn: *Cantharellus gal.* Fries. S. M. I ³²⁴, *Merulius gal.* Schum. no 1918, Fl. D. tab. 2027 fig. 1.

On *Hypnum delicatulum*. F. Skaarup; S. Bagsværd (Schum.) Octob.–Dec.

1706. **Cyphella muscicola** Fries S. M. II ²⁰², Syll. VI ⁶⁸², Schroeter 89⁴³³, *Cyph. musc. β inaequilatera* Fries S. M. II ²⁰², Fl. D. tab. 2083 fig. 2, *Peziza inaequilatera* Schum. no 2069, Ulige Klokkесvamp (H. 37⁸⁴⁶).

On moss. S. Birkerød (Schum.). October.

1707. **Cyphella muscigena** Fries S. M. I ³²³, Syll. VI ⁶⁸¹, Syn: *Helvella membranacea* Holm 1781²⁸⁶ fig. VII non Dicks., Den tyndhudede Helvelle, Straalet Foldhat (Holmskj. 99⁵² tab. 28), Hindig Foldhat (Viborg 1793²⁶⁸).

On moss. July–Dec. J. Skodeskov near Aarhus (1765 Holmskjold), F. O. Aaby, Klingstrup; L. Vesterborg.

1708. **Cyphella straminea** Schroeter, Syll. VI ⁶⁷⁴.

On wood of *Fagus*. F. Skaarup. Dec.

1709. **Cyphella villosa** (Fries) Karsten, Syll. VI ⁶⁷⁸, Syn: *Peziza vill.* Pers., Fries S. M. II ¹⁰⁴, ? *Peziza albomarginata* Schum. no 436, Stængel-Bægersvamp (H. 37⁸³⁴).

All the year round, on twigs of *Sarothamnus scoparius*, *Cytisus*, *Ononis*, *Evonymus*, *Symphoricarpus*, *Anthriscus silvestris* etc.

Solenia.

1710. **Solenia anomala** Fries Hym. ⁵⁹⁶, Syll. VI ⁴²⁷, R 80 a ¹⁷⁷, Syn: *Peziza anomala* Pers., Fries S. M. II ¹⁰⁶, Schum. no 2077, Fl. D. tab. 1369 fig. 2 & tab. 2082 fig. 3, Usædvanlig Bægersvamp (H. 37⁸³⁶).

Common all the year round on branches of *Fagus silvatica*, *Betula*, *Carpinus*, *Acer*, *Tilia* and *Rubus idaeus*.

1711. **Solenia poriaeformis** (Fries) Fuckel, Syll. VI ⁴²⁸, Syn: *Peziza por. de C.*, Fries S. M. II ¹⁰⁶.

On brittle wood of *Salix*. F. Svenborg!; L. Lindet.

1712. **Solenia stipitata** Fuckel, Syll. VI ⁴²⁸.

Cupulis magnis, sporidiis $12 \mu \times 4-6 \mu$.

Probably not different from *Solenia connivens* Karsten, Syll. IX ²⁰⁷.

On wood and bark of *Fagus silvatica*. S. Charlottenlund!, Lyngby!. *Salix cinerea*. J. Fusingø (Lind 04). *Alnus*. Kværndrup.

Clavariaceae.

Typhula.

1713. **Typhula muscicola** Fries Epicr. ⁵⁸⁵, Syll. VI ⁷⁴⁶, Syn: *Pistillaria musc.* (Pers.) Fries S. M. I ⁴⁹⁸.

Leskea polyantha. L. Stensgaard (July 61).

1714. **Typhula incarnata** Lasch, Fries Epicr. ⁵⁸⁵, Syll. VI ⁷⁴⁵.

Rostrup writes in his diary that it was of a rosy colour and grew at the ground of faded tufts of *Lolium*. It rose from little tawny sclerotia which Rostrup calls *sclerotium graminicola*. The whole fungus was 1 cm in height.

Lolium. F. Klingstrup (19/10 1873 O. R.).

1715. **Typhula graminum** Karsten, Syll. VI ⁷⁴⁶, Græssernes Traadkølle (R 93 d ⁸² c. icon., 99 d ⁴³, 02 a ³⁴⁰, M. L. M. May 1911).

Its sclerotium is called *Sclerotium fulvum* Fries S. M. II ²⁵⁵, Syll. XIV ¹¹⁶³. A few times it has appeared as a most noxious parasite on the cereals (F. K. R. 07 a ³⁰⁰).

Carex arenaria. S. Charlottenlund. *Molinium coeruleum*. J. Undallslund!. *Koeleria glauca*. J. Ulfborg (Jeppesen). *Lolium perenne*. S. Holtegaard. *Triticum sativum*. J. Brabrand (E. Thomsen). *Hordeum sativum*. J. Askov; S. Lyngby (see F. K. R. 07 a ³⁰⁰). *Avena sativa*. S. Lyngby.

1716. **Typhula pusilla** (Fries) Schroeter, Syn: *Pistillaria pus.* Fries S. M. I ⁴⁹⁸, Syll. VI ⁷⁵⁵.

On dead leaves of *Salix fragilis*. S. Valby!, Bregentved (Rützou). Octob.—November.

1717. **Typhula ovata** (Fries) Schroeter, not Karsten, Syn: *Pistillaria ov.* Fries S. M. I ⁴⁹⁷, Syll. VI ⁷⁵³.

On dead leaves; its sclerotium is called *Sclerotium inclusum* Kze. & Schmidt.

Betula alba. S. Furesø (A. Seidelin), Lille Hareskov (18/10 86).

1718. **Typhula complanata** (de By.) Schroeter, Syll. VI ⁷⁴⁴, Poppe-
lens Traadkølle (R 04 a ⁷⁰), Lit: R 66 ²¹⁰.

On dead leaves and stems. Its sclerotia (called *Sclerotium complanatum* Fries S. M. II ²⁴⁸) are found from January to May, *Typhula* is produced in October.

Populus monilifera. F. Skaarup (^{29/1} 66). *Pirus malus*. S. København (O. G. P.); L. Guldborg (abundantly Bagger). *Sorbus aria*. J. Undallslund!. *Galeopsis tetrahit*. F. Skaarup. *Petasites officinalis*. J. Viborg Sø!.

1719. **Typhula erythropus** Fries S. M. I ⁴⁹⁵, Syll. VI ⁷⁴⁴, Syn: *Clavaria capillaris* Holm 1781 & 1791 ³ tab. 1, *Clavaria villosa* Schum. no 2024, Fl. D. tab. 1967 fig. 2, *Typhula vill.* Fries S. M. I ⁴⁹⁵, Syll. VI ⁷⁴⁴, Haarstænglet Køllesvamp (Holmskj. 1790), Den haardannede Køllesvamp (Holm 1781), Haarstænglet Kølledrager (Viborg 1793 ²⁶⁹), Uldhaaret Kolbesvamp, Rødfodet Kolbesvamp (H. 37 ⁸²⁴), Rødstilket Traadkølle (R 04 a ⁷⁰).

Its sclerotium is called *Sclerotium crustuliforme* Robert, Syll. XIV, Ldau IX ⁶⁷⁸ (see R 66 ²⁰⁵).

It is a very fine and very characteristic species which has without any reason been described as *T. erythropus* and also as *T. villosa*. It is just as often to be found with sclerotium as without, which was already indicated in Holmskjold's exquisite drawing. "*Typhula erythropus*" which has been delineated in the Fl. D. tab. 2030 fig. 1 is stated to have been found "in trunco putrido Pini silvestris" and accordingly it cannot be the present species.

On dead leaves of *Alnus*. September–November. J. Hald!, Aarhus (Holmskjold 1764); S. Bagsværd (Schum.), Jægersborg Dyrehave (O. R.).

1720. **Typhula juncea** (Fries) Schroeter, Syn: *Clavaria juncea* Fries S. M. I ⁴⁷⁹, Syll. VI ⁷²⁴, *Clavaria hirta* Vahl, Fl. D. tab. 1257, Schum. no 2016, Sivagtig Køllesvamp (H. 37 ⁸²¹), Traad. Køllesvamp (R 04 a ⁶⁷).

On fallen leaves of *Betula*, *Fagus* etc. October–November. F. Vejstrup Fredskov; S. Hornbæk Plantage, Tokkekøb Hegn (R 99 a ²⁶²), Dyrehaven (Schum.), Øen i Hvalsøllille Sø (Rützou).

1721. **Typhula phacorrhiza** Fries S. M. I ⁴⁹⁵, Syll. VI ⁷⁴⁴.

Its sclerotia are called *Sclerotium scutellatum* Fries S. M. II ²⁴⁸.

On dead leaves of *Fraxinus excelsior*. S. Ermelunden (April 1892 O. R., again ^{4/1} 08!).

1722. **Typhula ramentacea** Fries Epicr. ⁵⁸⁶, Syll. VI ⁷⁴⁹.

Rostrup (66 ²¹² c. icon.) cultivated sclerotia, collected on stems of *Chenopodium bonus Henricus* and *Cirsium arvense*, from May 1865 and produced *Typhula* in November.

1723. **Typhula variabilis** Riess, Syll. VI ⁷⁴⁵.

THIS PAGE IS LOCKED TO FREE MEMBERS
Purchase full membership to immediately unlock this page



Never be without a book!

Forgotten Books Full Membership gives universal access to 797,885 books from our apps and website, across all your devices: tablet, phone, e-reader, laptop and desktop computer

A library in your pocket for \$8.99/month

Continue

*Fair usage policy applies

Pistillaria.

1727. **Pistillaria quisquiliaris** Fries S. M. I ⁴⁹⁷, Syll. VI ⁷⁵³, Syn: Tremella ligulata Schum. no 2158, Tremella clavariiformis Fl. D. tab. 1378 fig. 1 non Reess, Lit: R 66 ²⁰⁵.

On dead stems of *Pteridium aquilinum*. F. Skaarup (Nov. 1862); S. Birkerød (Schum.), Geelskov (Rützou). *Alsophila procera*. S. Hellebæk (F. Børgesen).

1728. **Pistillaria pusilla** Fries S. M. I ⁴⁹⁸, Syll. VI ⁷⁵⁵, Liden Stødersvamp (H. 37 ⁸²⁵).

On *Juncus effusus*. S. Gammelmose (R 06 cc). *Alnus glutinosa*. S. Fredriksdal.

1729. **Pistillaria carnea** Preuss, Syll. VI ⁷⁵³.

Eryngium maritimum. S. Tisvilde (O. R.), June.

1730. **Pistillaria micans** Fries S. M. I ⁴⁹⁷, Syll. VI ⁷⁵².

On dead stems of *Pastinaca*, *Carlina vulgaris*, *Silybum*, *Cirsium arvense*. F., S.

Clavariaceae.

Clavaria.

1731. **Clavaria botrytes** Fries S. M. I ⁴⁶⁶, Syll. VI ⁶⁹², Fl. D. tab. 1303, Schum. no 2005, Ramaria botrytes (Pers.) Sev. Petersen 95 ⁸³, Ramaria coralloides apicibus purpureis Holmskj. 90 ¹¹⁷ tab. 15, Fungus coralloides Schum. 26 ⁸⁶, ? Hvid Bukkeskæg (Kylling 1688), Drueformig Køllesvamp (H. 37 ⁸¹⁸), Drue-Køllesvamp (Lisberg 75 ⁷⁴ c. icon., R 04 a ⁶⁸).

On the ground, common, September, edible.

1732. **Clavaria rufescens** Fries Epicr. ⁵⁷⁴, Syll. VI ⁷⁰⁰.

S. Geelskov (Octob. 85), Slagelse.

1733. **Clavaria formosa** Fries S. M. I ⁴⁶⁶, Syll. VI ⁷⁰⁰, Clavaria coralloides L, Syll. VI ⁶⁹⁵, Ramaria coralloides alba Holmskj. 90 ¹¹³, tab. 12, Ramaria coralloides purpurea Holmskj. 90 ¹¹⁶, tab. 13, Den hvide og den røde koralformige Grensvamp (Holmskj.), Smuk Køllesvamp (H. 37 ⁸¹⁸), Prægtig Køllesvamp (R 04 a ⁶⁸), Koralartet Kølledrager (Viborg 1793 ²⁷⁰).

It may be this species which is called "Guul Bukkeskæg" by Kylling (1688), and most likely it is the same which is called "Hane-Kamm" by O. F. Müller (1763 ³²) who states it to be common in forests and pleasant to eat. Holmskjold mentions it as juicy, brittle and savoury. It occurs on the ground in forests in autumn (August—

October); Rostrup has found specimens of 15 cm in height and 30 cm in width.

J. Skørping (Th. Schiøtz), Aarhus (P. L. 09³⁶), Tirsbæk near Vejle; F. Glorup, Svenborg (Hallas); S. Gurre!, Fredriksværk, Brede, Fredriksdal, Herlufsholm (O. R.).

1734. **Clavaria fastigiata** Fries S. M. I⁴⁶⁷, Ramaria fast. Holmskj. 90⁹⁰ tab. 5, Schum. no 2009, Ramaria muscoides Holmskj. 90⁸⁷ tab. 4, Fl. D. tab. 775 fig. 3 & tab. 836 fig. 2, Schum. no 2008, Clavaria muscigena Schum. no 1999, Clavaria pratensis Pers., Fries S. M. I⁴⁷¹, Clavaria corniculata Schaeff., Fries S. M. I⁴⁷¹, Syll. VI⁶⁹⁴, Hornformig Køllesvamp (H. 37⁸¹⁹), Fladtoppet Kølledrager (Viborg 1793²⁷⁰), Den buttede eller toppede Grensvamp (Holmskj.), Eng Køllesvamp (H. 37⁸¹⁹), Mos Køllesvamp (R 69⁵⁸).

Holmskjold states it to be found in abundance in Thorseng where it is eagerly eaten by the cows and geese that prefer fungi to grass. Common among the grass in moist meadows. September—November.

J. Tværsted!, Aarhus (P. L. 09³⁵); F. Ellerup, Skaarup; S. Tisvilde, Fredriksdal (O. F. Müller 1767²²⁶), Boserup (Exc. 4/11 96), Billesborg (Exc. 7/10 94).

1735. **Clavaria flava** Fries S. M. I⁴⁶⁷, Syll. VI⁶⁹², Syn: Ramaria coralloides flava seu lutea Holmskj. 90¹¹⁷ tab. 14, Ramaria flava Sev. P. 95⁸³ c. icon., Clavaria aurea Schaeff., Syll. VI⁶⁹⁹, Den gule koralformige Grensvamp (Holmskj.), Gul Køllesvamp (H. 37⁸¹⁸).

J. Marselisborg Skov (P. L. 09³⁶); F. Glorup; S. Tisvilde (H. M.), Gurre (E. W.), Fredriksdal (Rützou), Bagsværd (E. W.), Boserup (H. M.); Møen Lilleklint.

1736. **Clavaria cinerea** Fries S. M. I⁴⁶⁸, Syll. VI⁶⁹⁵, Syn: Clavulina cin. (Bull.) Schroeter 89⁴⁴³.

Common in the forests. July—November. Læsø (C. H. O.); J. Common (P. L. 09³⁵); S. Boserup (Exc. 4/11 96).

1737. **Clavaria stricta** Fries S. M. I⁴⁶⁸, Syll. VI⁷²¹, Schum. no 2006, Fl. D. tab. 1302 fig. 1, Syn: Clavariella stricta (Pers.) Karsten, Rank Køllesvamp (R 04 a⁶⁹).

On the ground, in the forest, Sept.—Octob. F. Glorup; S. Birkerød (Schum.), Geelskov (O. R.), Prinsessestien!, Køge Aas (O. W.), Holbæk (Th. Leth), Hæsedede Rende.

1738. **Clavaria palmata** Fries S. M. I⁴⁶⁹, Syll. VI⁷⁰⁴, Syn: Clavariella palm. (Pers.) Schroeter.

S. Boserup Skov (23/9 05 O. R.).

1739. **Clavaria abietina** Fries S. M. I⁴⁶⁹, Syll. VI⁷⁰¹, Schum. no 2007, Fl. D. tab. 2030 fig. 2, Ramaria abietina Sev. P. 95⁸³, Fyrrens Køllesvamp (H. 37⁸¹⁸), Granens Køllesvamp (R 69⁵⁸).

Very common on the ground in spruce-forests in the fall.

1740. **Clavaria apiculata** Fries S. M. I ⁴⁷⁰. Syn: *Clavariella apiculata* (Fries) Karsten.

On fallen twigs of *Picea excelsa*. J. Skanderborg (P. L. 09 ³⁶).

1741. **Clavaria pyxidata** Fries S. M. I ⁴⁷⁰, Syll. VI ⁶⁹⁸, Schum. no 2000, Fl. D. tab. 1304 fig. 1.

S. "In sylvis ad terram nudam" (Schum.).

1742. **Clavaria crispula** Fries S. M. I ⁴⁷⁰, Syll. VI ⁷⁰⁵, Kruset Køllesvamp (H. 37 ⁸¹⁹).

S. Slotsbjergby (Sev. P.).

1743. **Clavaria amethystina** Fries S. M. I ⁴⁷², Syll. VI ⁶⁹³, *Ramaria amethystina* Holmskjold 90 ¹¹⁰ tab. 11, Den fiolette Grensvamp, Amethystfarvet Køllesvamp (H. 37 ⁸¹⁹), Amethyst-Køllesvamp (R 69 ⁵⁸).

It occurs occasionally in forests and moors in August—October. Holmskjold states it to be eatable.

Recorded from J. Marselisborg (Holmskj.); S. Charlottenlund (Holmskj.); L. Knuthenborg Dyrehave.

1744. **Clavaria cristata** Fries S. M. I ⁴⁷³, Syll. VI ⁶⁹⁵, Schum. no 2004, *Ramaria cristata* Holmskj. 90 ⁹² tab. 6, *Clavaria fallax* Fl. D. tab. 1304 fig. 2, Fladtoppet Køllesvamp (H. 37 ⁸¹⁹), Den kammede Grensvamp (Holmskj.), Kam-Køllesvamp (R 69 ⁵⁸). In all likelihood *Ramaria ornithopodioides* Holmskj. 90 ⁸⁴ tab. 3, Den fuglefodede Grensvamp, is identical with the present species.

Quite common on the ground in the forest, July-October. J. Krabbesholm!, Aarhus (P. L. 09 ³⁵), Silkeborg; F. Glorup, Skaarup; Lang. Carlseje; S. Fredriksværk, Fredensborg, Nørreskov (forming fairy-rings see R 85 d), Bagsværd (Schum.), Brede, Hæsedede Rende; L. Stensgaard.

1745. **Clavaria rugosa** Fries S. M. I ⁴⁷³, Syll. VI ⁶⁹⁶, Schum. no 2001, Fl. D. tab. 1301, Syn: *Clav. digitata* Schum. no 2002, *Clav. palmata* Schum. no 2003, Rynket Køllesvamp (H 37 ⁸²⁰ & R 69 ⁵⁸).

Common on the ground in the forest, Sept.—Nov. J. common (P. L. 09 ³⁶), Vejle (O. Hørring); F. Vejstrup; S. Krogenborg, Marianelund, Ravnholt, Geelskov, Dyrehaven (O. R.), Forsthaven (E. W.), Boserup (Exc. 4/11 96), Bregentved (Rützou).

Clavaria byssiseda Fries S. M. I ⁴⁷⁶, Syll. VI ⁷⁰⁶, Syn: *Ramaria fimbriata* Holmskj. 90 ⁹⁸ c. icon., Silkeulden Køllesvamp (H. 37 ⁸²⁰).

Clavaria mucida Fries S. M. I ⁴⁷⁶, Syll. VI ⁷²⁹, Syn: *Clav. pallida* Schum. no 2022, Fl. D. tab. 1376.

Surely no *Clavaria*-species, rather any lichen.

1746. **Clavaria pistillaris** Fries S. M. I ⁴⁷⁷, Syll. VI ⁷²², Schum. no 2012, Fl. D. tab. 1255, O. F. Müller 1776 ²⁵⁶, Den støderdannede Kølles-

THIS PAGE IS LOCKED TO FREE MEMBERS

Purchase full membership to immediately unlock this page

Know Your Bible

Forgotten Books' Full Membership provides unlimited access to more than 28,000 volumes of Christian literature for \$8.99/month

**HOLY
BIBLE**

Continue

*Fair use policy applies

1752. **Clavaria rosea** Fries. S. M. I ⁴⁸², Syll. VI ⁷¹⁷, Rosenrød Køllesvamp (Sev. P. 95 ⁸⁵ c. icon.).

To be sure very near connected the above mentioned species. J. Ræbild Bakker (^{30/8} 97 Sofie Johannsen see R 99 a ²⁶²).

1753. **Clavaria argillacea** Fries S. M. I ⁴⁸². Syll. VI ⁷¹⁹, Fl. D. tab. 1852 fig. 2, Leerfarvet Køllesvamp (H. 37 ⁸²¹).

On sandy ground, borders of woods, avenues etc. J. Aarhus (P. L. 09 ³⁵), Stendalsgaard (E. W.), Borris (F. & W. 08); S. Sorø (Vahl).

1754. **Clavaria fragilis** Fries S. M. I ⁴⁸⁴, Holmskjold 90 ⁷ tab. II, Schum. no 2017, Fl. D. tab. 1966 fig. 2, Clav. vermicularis Scop., Fries S. M. I ⁴⁸⁴, Fl. D. tab, 775 fig. 2, Syll. VI ⁷²⁰, Clav. flavipes Schum. no 2018, Fl. D. tab. 1966 fig. 1, Clav. simplex Viborg 1793 ²⁶⁸, Enkelt Kølledrager, Skør Køllesvamp, Snever Køllesvamp (H. 37 ⁸²¹), Ormformet Køllesvamp (R 04 a ⁶⁸).

In grassy places in woods, Sept.—Nov. J. Viborg!, Randbøl Hede, Stendalsgaard Plantage, Aarhus (Holmskj. & P. L. 09 ³⁶); F. Holmdrup, Skaarup; Lang. Carlseje; S. Olstykke (Exc. ^{20/9} 85), Geelskov (O. R.), Charlottenlund (Holmskj. & Didrichsen), Boserup Skov (Exc. ^{4/11} 96).

1755. **Clavaria canaliculata** Fries S. M. I ⁴⁸⁴, Syll. VI ⁷²⁸.

On the ground in the wood. F. Tiselholt (^{19/10} 73).

1756. **Clavaria acuta** Fries S. M. I ⁴⁸⁵, Syll. VI ⁷⁰¹.

On acorn. S. Fredriksværk (^{30/6} 97).

Pterula.

1757. **Pterula multifida** Fries Hym. ⁶⁸², Syll. VI ⁷⁴¹, Syn: *Clavaria penicillata* Bulliard, Schum. no 2025.

On the ground under spruce fir. Oct.—Dec. J. Vejle (O. Hørring), S. Krogenborg Skov (O. R.), Søllerød (O. R.), Boserup (^{11/11} 73 Thomsen).

Sparassis.

1758. **Sparassis crispa** Fries S. M. I ⁴⁶⁵, Syll. VI ⁶⁹⁰, Almindelig Blomkaalssvamp (Sev. P. 95 ⁸⁴ c. icon.).

On the ground under spruce fir, September, J. Hinnerup (P. L. 08 ⁴³): S. Ruderhegn (^{18/9} 81 Rützou).

Hydnaceae.

Mucronella.

1759. **Mucronella fascicularis** Fries Hym. ⁶²⁹, Syl. VI ⁵¹², W't. I ³⁵⁸, Schroeter 89 ⁴⁶³, Syn: *Hydnum. fasc.* A. & S., Fries S. M. I ⁴¹⁸, *Hydnum minutum* Schum. no 1978, Fl. D. tab. 1789.

On old stumps and decaying *Polyporaceae* etc. Sep.—Octob. S. Slagslunde Skov (Exc. ^{20/9} 85), Fortunen (Schum.), Hareskov!.

Grandinia.

1760. **Grandinia granulosa** Fries Epicr. ⁵²⁷, Syll. VI ⁵⁰¹, Syn: *Hydnum gran.* Pers., Fries S. M. I ⁴¹⁹.

On dead wood and bark of *Picea excelsa*. S. Teglstuphegn. *Pinus silvestris*. Ermelunden (O. R.). *Fagus silvatica* common. *Quercus robur*. J. Krabbesholm Skov!.

1761. **Grandinia crustosa** Fries Epicr. ⁵²⁸, Syll. VI ⁵⁰², Schroeter 89 ⁴⁵⁰, Syn: *Hydnum crust.* Pers., Fries S. M. I ⁴¹⁹, Fl. D. tab. 2271 fig. 2, Skorpet Pigsvamp (H. 37 ⁸¹³).

Quite common on dead wood of *Fagus* etc.

Odontia.

1762. **Odontia barba-jovis** Fries Epicr. ⁵²⁸, Syll. VI ⁵⁰⁶, Syn: *Hydnum b. j.* Bulliard, Fries S. M. I ⁴²¹.

Alnus glutinosa. S. Fredriksdal. *Fagus silvatica*. S. Jonstrup Vang (V. A. P. & O. R.).

1763. **Odontia fimbriata** (Fries) Schroeter, Syn: *Hydnum fimb.* Fries S. M. I ⁴²¹.

Fagus silvatica. S. Dyrehaven (June 05 O. R.).

Phlebia.

1764. **Phlebia radiata** Fries S. M. I ⁴²⁷, Syll. VI ⁴⁹⁸, Syn: *Phlebia aurantiaca* (Sow.) Karsten.

On wood of *Fagus* etc. F. Vejstrup; S. Dyrehaven (Raunkiær).

Radulum.

1765. **Radulum orbiculare** Fries El. I ¹⁴⁹, Syll. VI ⁴⁹³, Syn: *Hydnum radula* Fries S. M. I ⁴²³, Rasp-Pigsvamp (R 69 ⁵⁵), Raspsvamp (R 04 a ⁷³).

Common on dead branches of *Pinus strobus*, *Alnus*, *Betula*, *Corylus*, *Cornus sanguinea*.

1766. **Radulum tomentosum** Fries Epicr. ⁵²⁵, Syll. VI ⁴⁹⁴.

A dubious species. Recorded by Rostrup on *Populus canadensis* from Lolland.

1767. **Radulum quercinum** Fries Epicr. ⁵²⁵, Syll. VI ⁴⁹⁴, Syn: *Hydnum querc.* Pers., Fries S. M. I ⁴²³.

On fallen branches of *Quercus robur*. J., common (P. L. 09⁴³), F. Tiselholt; S. Tokkekøb Hegn, Jægersborg.

Hydnum.

1768. **Hydnum imbricatum** Fries S. M. I³⁹⁸, Syll. VI⁴³⁰, Fl. D. tab. 176, 1500 & 1965, Schum. no 1973, Tegllagt Pindhat (Viborg 93²⁶⁵), Skællet Pigsvamp (H. 37⁸¹¹ & R 04 a⁷²).

On the ground in pine woods, October. J. Rold Skov (P. L.), Kolding (P. L.); S. Hornbæk, Fredriksdal (Vahl).

1769. **Hydnum gracile** Fries S. M. I⁴⁰⁰, Syll. VI⁴³⁵.
S. Hornbæk Plantage (Octob. 97 O. R.).

1770. **Hydnum repandum** Fries S. M. I⁴⁰⁰, Syll. VI⁴³⁵, Schum. no 1974, Fl. D. tab. 310, Bugtet Pindhat (Viborg 93²⁶⁶), Rundbugtet Pigsvamp (H. 37⁸¹¹), Almindelig Pigsvamp (R 69⁵⁵ & 04 a⁷² c. icon., Liisberg 75⁶⁹ c. icon. Sev. P. 95⁸¹ c. icon.).

Quite common in woods oft forming fairy-rings, Aug.—Nov., edible. J. Margrethelund!, common near Aarhus (P. L. 09³⁸); S. Lille Hareskov, Fredriksdal (Müller 1767²²³), Lyngby Mose (E. W.), Skjoldnæsholm (Rützou).

1771. **Hydnum rufescens** Fries S. M. I⁴⁰¹, Syll. VI⁴³⁶.
To be sure only a variety of the above (Cooke 04).
S. Bregentved (25/10 87 Rützou).

1772. **Hydnum violascens** Fries S. M. I⁴⁰¹, Syll. VI⁴³⁷.
S. Billesborg Granskov (Exc. 7/10 94).

1773. **Hydnum coeruleum** Vahl, Fl. D. tab. 1374, Syn: *Hydn. suaveolens* Scop. f. *coerulea* Hornem., Fries Hym. 602, Syll. VI⁴³⁸, Himmelblaa sødlugtende Pigsvamp (H. 37⁸¹²).

Møens Klinteskov, Aasen near Dronningestolen (26/7 01 see R 05 b³⁰⁸).

1774. **Hydnum zonatum** Fries S. M. I⁴⁰⁵, Syll. VI⁴⁴¹, Bæltet Pigsvamp (R 04 a⁷²).

On the ground in woods. Aug.—October. S. Hornbæk (O. R.), Geelskov (R 89 h); Møen Liselund, Klintholm.

1775. **Hydnum nigrum** Fries S. M. I⁴⁰⁴, Syll. VI⁴⁴².
S. Nørreskov (Aug. 97 O. R.).

1776. **Hydnum graveolens** Fries Epicr. 509, Syll. VI⁴⁴².
J. Sofiendal (P. L.), Silkeborg Nordskov (P. L.); S. Hornbæk Plantage (17/10 97 O. R.), Tokkekøb Hegn (Exc. 3/10 09).

1777. **Hydnum melaleucum** Fries S. M. I⁴⁰⁶, Syll. VI⁴⁴³, Hvidrandet Pigsvamp (R 04 a⁷²).

In pine woods. J. Viborg Plantage, Havredal (20/9 85); S. Jyderup Plantage.

THIS PAGE IS LOCKED TO FREE MEMBERS
Purchase full membership to immediately unlock this page



Never be without a book!

Forgotten Books Full Membership gives universal access to 797,885 books from our apps and website, across all your devices: tablet, phone, e-reader, laptop and desktop computer

A library in your pocket for \$8.99/month

Continue

*Fair usage policy applies

1788. **Hydnum pudorinum** Fries El. I ¹³³, Syll. VI ⁴⁵⁶.
On fallen branches. L. Stensgaard (28/8 03).
1789. **Hydnum squalinum** Fries S. M. I ⁴²⁰, Syll. VI ⁴⁵⁹.
On decayed trunks of *Fagus*. S. Dyrehaven (Nov. 88 O. R.).
1790. **Hydnum membranaceum** Fries S. M. I ⁴¹⁵, Syll. VI ⁴⁶⁰, Syn: *H. crustosum* Schum. no 1977.
S. Ulvedalene (19/10 73 again 25/11 88 O. R.).
1791. **Hydnum ferruginosum** Fries S. M. I ⁴¹⁶, Syn: *Caldesinella fer.* Sacc., Syll. VI ⁴⁷⁸, *Hydn. tomentosum* Schrader, Eiltet Pindhat (Viborg 1793 ²⁶⁶), Eiltet Pigsvamp (H. 37 ⁸¹²), Rust-Pigsvamp (R 69 ⁵⁵).
Found occasionally on decayed stumps of *Fagus*, Aug.—October. F. Maagaard; S. Dronninggaard (O. R.), Fredriksdal (O. R.), Dyrehaven (O. R.); L. Bøllesminde.
1792. **Hydnum denticulatum** Fries El. I ¹⁴⁰, Syll. VI ⁴⁶³.
On wood of *Fraxinus excelsior*. S. København (29/8 96 Weismann); L. Stensgaard Skov.
1793. **Hydnum pinastri** Fries S. M. I ⁴¹⁷, Syll. VI ⁴⁶⁴, Syn: *Merulius hydroides* Hennings, Syll. XVII ¹⁴⁶, *Mer. himantoides* Bres. non Fries, *Mer. favosus* Mez 08 ²⁴⁹ non Willd., *Gymnoderma favosum* Hoffm.
On the ground, on sawdust etc. J. Aarhus (15/9 09!).
1794. **Hydnum udum** Fries S. M. I ⁴²², Syll. VI ⁴⁶⁹.
Alnus glutinosa. S. Fredriksdal, Herlufsholm (Jan. 79 O. R.).
1795. **Hydnum mucidum** Fries S. M. I ⁴¹⁸, Syll. VI ⁴⁷¹, Skimmel-Pigsvamp (R 04 a ⁷³).
On decayed wood of *Pirus malus* etc. F. Klingstrup; S. Marianelund (Exc. 20/9 08).
1796. **Hydnum farinaceum** Fries S. M. I ⁴¹⁹, Syll. VI ⁴⁷², Syn: *H. crustosum* Schum. no 1977 non Pers., Mel-Pigsvamp (R 04 a ⁷³).
On rotten wood of *Fagus silvatica*. S. Søllerød (June 91 O. R.).
1797. **Hydnum argutum** Fries S. M. I ⁴²⁴, Syll. VI ⁴⁷².
On trunks of *Salix* etc. July—Octob. S. Furesø (Exc. 19/10 84), Dronninggaard (O. R.), Dyrehaven (O. R.), Bregentved (Rützou).

Sistotrema (incl. *Irpex*).

1798. **Sistotrema confluens** Fries S. M. I ⁴²⁶, Syll. VI ⁴⁸⁰.
Aug.—Sept. On moss and fallen fir-leaves. J. Skanderborg Dyrehave (P. L. 09 ⁴³); S. Vinderød; Møen Lilleklint; B. Blykobbe (12/9 90 see R 92 g ⁷², 06 dd).

1799. **Sistotrema occarium** (Secretan) Fries Epicr. ⁵²⁰, Syll. VI ⁴⁸¹.
On the ground and stumps of *Fagus*. Møen between Dronningestolen and Sommerspiret (¹⁶/₈ 88 see R 89 i ²³², again 01 see R 05 b ³⁰⁸).

1800. **Sistotrema pendulum** A. & S., Syn: *Irpex pend.* Fries El. ¹⁴³, Syll. VI ⁴⁸².

On fallen fir-leaves. J. Bangsbo Skov (²²/₁₁ 07 V. S.).

1801. **Sistotrema fuscoviolaceus** Ehrb., Syn: *Irpex fusc.* Fries El. I ¹⁴⁴, Syll. VI ⁴⁸³, Lit: R 89 i ²³³, 02 a ³⁴⁴.

On dead trunks and branches of *Pinus strobus*, *montana*, *silvestris*, *Picea excelsa*, quite common, J., F., S., B., all the year round.

1802. **Sistotrema spathulatum** Persoon, Syn: *Irpex spathulatus* Fries El. I ¹⁴⁶, Syll. VI ⁴⁹⁰.

On fallen fir-leaves. S. Vintersbølle (Exc. ⁷/₁₀ 00).

1803. **Sistotrema obliquum** A. & S., Syn: *Irpex obl.* Fries S. M. I ⁴²⁴, Syll. VI ⁴⁹⁰.

Very common on decayed trunks and branches, especially of *Fagus*, *Quercus* and *Carpinus* (Neger 06).

Polyporaceae.

This large group of fungi which is most important in phytopathological respect has particularly caught the interest of Rostrup, and many specimens of Polyporaceae are contained in his collections. Besides Rostrup C. Raunkiær has also contributed much to procure information as to what species of Polyporus occur in Denmark. Raunkiær has examined them very closely and described their microscopical characters, but he has published nothing concerning them. Raunkiær's most accurate observations of the size, shape and colour of the spores, of the character of the mycelium etc. are of great value, but I am sorry that I cannot introduce them here to a greater extent than has already been done.

Merulius.

1804. **Merulius aureus** Fries El. I ⁶², Syll. VI ⁴¹⁵.

On timber. S. København (²⁹/₈ 96 Weismann).

1805. **Merulius corium** Fries El. I ⁵⁸, Syll. VI ⁴¹³, R 02 a ³⁹⁰, Syn: *Auricularia aurantiaca* Schum. no 1993, Læder-Aaresvamp (R 69 ⁵⁴).

On dead wood and timber, very common, Octob.—April.

1806. **Merulius lacrymans** Fries S. M. I ³²⁸, Syll. VI ⁴¹⁹, Fl. D. tab. 2026, Syn: *Mer. vastator* Tode, Schum. no 1920 & 1921, Fyr (R ⁷⁶), Taarefuld & Ødelæggende Foldsvamp (H. 37 ⁸⁰²), Grædende Aaresvamp, Taaresvamp (R 69 ⁵⁴), Hussvamp (R 69 ⁵⁴, 02 a ³⁸⁷ c. icon., Sev. P. 95 ⁷⁹), Lit: Grønlund 87, Ravn 03, Schaffnit 10, Havelik 10, Mez 08, Rostrup & Weismann 98.

On timber, common all the year round.

1807. **Merulius himantioides** Fries S. M. I ³²⁹, Syn: *Mer. umbrinus* Fries El. I ⁶¹, *Mer. silvestris* Falck, Rom 11 ²⁸ c. icon., Mez 08 c. icon.

Most mycologists seem to agree in separating the said two forms of *Merulius lacrymans* (f. domestic and f. silvestris) either as varieties or as autonomous species.

On the trunk of *Castanea vesca*. S. Charlottenlund (2/11 90 O. R. and again 28/10 96 see R 97 m ⁴⁴ & 98 a ²¹).

1808. **Merulius rufus** Fries El. I ⁶³, Syll. VI ⁴¹⁷, Schroeter 89 ⁴⁶⁵.

On dead trunks and branches of *Quercus robur*. F. Broholm (18/10 73); S. Dyrehaven (L. K. R.).

1809. **Merulius serpens** Fries S. M. I ³²⁷, Syll. VI ⁴¹⁷, Syn: *Mer. fugax* Fries S. M. I ³²⁸, Syll. VI ⁴¹⁶, *Mer. porinoides* Fries S. M. I ³²⁹, Syll. VI ⁴¹⁷, *Mer. crispatus* Müller, Fl. D. tab. 716 fig. 2, Fries S. M. I ³²⁸, Syll. VI ⁴¹⁸ & Syll. XVII ¹⁴⁶, Krøllet & Krybende Foldsvamp (H. 37 ⁸⁰²).

Pinus silvestris. S. Tisvilde. *Picea excelsa*. S. Køge Aas. *Quercus robur*. J. Margrethelund!; F. Broholm.

1810. **Merulius tremellosus** Fries S. M. I ³²⁷, Syll. VI ⁴¹¹, Schum. no 1922, Fl. D. tab. 1553, Syn: *Agaricus betulinus* Müller Fl. D. tab. 776 fig. 1, Bævrende Foldsvamp (H. 37 ⁸⁰¹), Bævrende Aaresvamp (R 69 ⁵⁴ & Sev. P. 95 ⁷⁹ c. icon.).

Sept.—Feb., common on decayed stumps of *Betula*, *Populus*, *Fagus* etc.

Polyporus.

1811. **Polyporus ovinus** Fries S. M. I ³⁴⁶, Syll. VI ⁵⁷, Syn: *Boletus ov.* Schaeffer, Fl. D. tab. 1618.

S. Gribskov (8/9 12 Mundt).

1812. **Polyporus brumalis** Fries S. M. I ³⁴⁸, Syll. VI ⁶³, Syn: *Boletus ciliaris* Hornem., Fl. D. tab. 1297, Riim-Poresvamp (H. 37 ⁸⁰⁵), Vinter-Poresvamp (R 69 ⁵¹).

Not uncommon on trunks of *Fagus silvatica*, May—Sept. J. Levring!, Aarhus (P. L. 09 ⁴²); F. Vejstrup Aaskov; S. Tokkekøb Hegn (O. R.), Jægersborg (R 90 n), Hvalsøllille Sø (Rützou), Faxe (O. R.); L. Stenskov.

THIS PAGE IS LOCKED TO FREE MEMBERS

Purchase full membership to immediately unlock this page

Know Your Bible

Forgotten Books' Full Membership provides unlimited access to more than 28,000 volumes of Christian literature for \$8.99/month

**HOLY
BIBLE**

Continue

*Fair use policy applies

S. Algstrup (F. K. R.). *Fraxinus excelsior*. Common. *Sambucus nigra*. Falst. Stubbekøbing.

1820. **Polyporus Boucheanus** (Klotzsch) Fries Epicr. ⁴³¹, Syn: Favolus Bouch. Klotzsch, Syll. VI ³⁹².

L. Søllested Skov (Aug. 85 O. R.); Møen Klinteskov.

1821. **Polyporus melanopus** Fries S. M. I ³⁴⁷, Syll. VI ⁸¹, Syn: Polyp. umbilicatus (Scop.) Sacc., Syll. VI ⁶⁸.

On old stumps. S. Landbohøjskolens Have, Vintersbølle; L. Stenskov; Møen Klinteskov.

1822. **Polyporus picipes** Fries S. M. I ³⁵³, Syll. VI ⁸³.

S. Hammersholt; Møen Klinteskov.

1823. **Polyporus varius** Fries S. M. I ³⁵², Syll. VI ⁸⁴, Syn: Boletus calceolus Bull., Schum. no 1941, Bol. lateralis Bolton, Fl. D. tab. 1075 fig. 1, Schum. no 1942, Side-Rørhat (Viborg 93 ²⁶⁴), Foranderlig Poresvamp (H. 37 ⁸⁰⁵, R 69 ⁵¹, Sev. P. 95 ⁷⁵).

Sporidiis cylindraceutis, sursum rotundatis, basi oblique apiculatis, 8—11 μ \times 3—4 μ .

Quite common on old stumps, occasionally also found on trunks. *Salix caprea*. J. Krabbesholm Skov!. *Fagus silvatica*. Common. *Fraxinus excelsior*. S. Eskemose!; L. Stensgaard.

1824. **Polyporus elegans** Fries Epicr. ⁴⁴⁰, Syll. VI ⁸⁵.

On fallen branches. J. Aarhus (P. L. 09 ⁴²); F. Dalum!, Glorup; L. Stenskov.

1825. **Polyporus nummularius** Fries Hym. ⁵³⁶, Polyp. elegans subsp. num. Syll. VI ⁸⁵.

On fallen branches. J. Skovby!, Vinding (Exc. 15/7 72); Lang. Carlseje; S. Teglstrup Hegn, Hæsedede Rende; L. Stensgaard.

1826. **Polyporus lucidus** Fries S. M. I ³⁵³, Syn: Fomes luc. Fries, Syll. VI ¹⁵⁷, Boletus luc. Leysser, Schum. no 1940, Fl. D. tab. 1253 & 1557, Boletus resupinatus Müller, Fl. D. tab. 894.

Alnus glutinosa. J. Hald (K. Pedersen), Marselisborg (P. L. 09 ⁴²), Silkeborg (Toussieng); S. Jægersborg, Charlottenlund (Schum.), Sorø (Schmidt). *Betula alba*. J. Holmegaards Mose. *Fagus silvatica*. J. Dronninglund Storskov (Westermann); S. Jægerspris (Borch); L. Stenskov. *Pirus malus*. S. Dæmpegaard (Aksel Hansen).

1827. **Polyporus umbellatus** Fries S. M. I ³⁵⁴, Syll. VI ⁹⁵, Syn: Boletus ramosus Vahl, Fl. D. tab. 1197, Schum. no 1948, Skjermformig Poresvamp (H. 37 ⁸⁰⁵), Lit: R 89 i ²³¹, 92 g ⁷³, 99 a ²⁶¹ c. icon., 02 a ³⁷⁰).

This large and conspicuous fungus seems to occur very rarely. It



Fig. 30. *Polyporus umbellatus*.

From R 02 a.

has only been found in a few places on woody ground under beech-trees. Its sporophores grow out of large sclerotia which are often as large in the soil as paving stones (*Sclerotium giganteum*). The sclerotia may be up to 20 cm in length and have a strong smell while in a fresh condition.

Aug.—Sept. J. Moesgaard Skov (P. L. 09⁴²); Fænø; F. Svenborg Hestehave; S. Birkerød (Schum.), Slagelse (Sev. P.); L. Hegningen near Hardenberg (Bornebusch).

1828. ***Polyporus frondosus*** Fries S. M. I³⁵⁵, Syll. VI⁹⁵, Syn: *Polyp. intybaceus* Fries Epicr.⁴⁴⁶, *Polyp. giganteus* Hornemann non Pers., Fl. D. tab. 1793, Løvdannet Rørhat (Viborg 93²⁶⁴), Mangehattet Poresvamp (H. 37⁸⁰⁵), R 02 a³⁶⁹.

This species also grows on woody ground particularly round old, decayed stumps, and the sporophores sometimes proceed from a tuberous, stony sclerotium (see R 97 m⁴⁴).

Sept.—October. J. Riis Skov on stumps of *Quercus* (P. L. 09⁴²); F. Glorup; S. Grib Skov, Charlottenlund, Boserup (Exc. 4/11 96), Borup, Køge Aas (O. W. 09).

1829. **Polyporus giganteus** Fries S. M. I³⁵⁶, Syll. VI⁹⁹, Syn: *Boletus gig.* Persoon, Schum. no 1947, *Polyp. acanthoides* Bull., *Clavaria aequivoca* Holmskj. 90³², tab. 13, Den tvetydige Køllesvamp (Holmskjold), Kæmpe-Poresvamp (H. 37⁸⁰⁶, R 69⁵¹, 02 a³⁶⁹).

Sporidiis globosis, guttulatis, 4,5—7 μ diam. (Raunkiær).

August—October. On old stumps of *Fagus* and *Ulmus*. J. Aarhus (Holmskj. & P. L. 09⁴²); Fænø; F. Rygaard, Lamdrup Kohave, Broholm (Han. Sehested), Knagelbjerg Skov; S. Jonstrup Vang (H. M.), St. Hareskov (H. M.), Dronninggaard, Dyrehaven, Søndermarken (Heckmann), Skjoldnæsholm!; L. Bølleminde; Falst. Hanenov.

1830. **Polyporus candidus** (Roth) Fries Epicr.⁴⁴⁹, non Lév., Syll. VI¹⁰¹, Syn: *Polyp. floriformis* Quel., Syll. VI¹⁰².

S. Boserup (Exc. 4/10 96).

1831. **Polyporus sulphureus** Fries S. M. I³⁵⁷, Syll. VI¹⁰⁴, Syn: *Polyp. caudicinus* (Schaeffer) Schroeter, *Boletus caud.* Schaeff., Schum. no 1949, Fl. D. tab. 1019, Svovlgul Poresvamp (H. 37⁸⁰⁶, Lind & Ravn 10³⁰).

A very noxious parasite (R 80 a¹⁸⁴, 84 g, 92 t, 93 a¹⁰³, 02 a³⁵⁰ c. icon.). April—Sept. Its conidial form is called *Ptychogaster aurantiacus* = *Ceratomyces aurant.* Patouillard, Syll. VI³⁸⁶.

Salix alba. S. Søholm. *Salix alba* \times *fragilis*. S. København. *Fagus silvatica*. Fænø; F. Langesø; S. Dronninggaard (H. M.), Dyrehaven (Raunkiær), Vemmetofte, Sorø. *Quercus robur*. J. Krabbesholm!, Herning; Fænø; F. Dalum (Jak. Lge), Wedellsborg (Schrøder); S. Grib Skov, Kagerup (Oppermann), Charlottenlund, Svenstrup (R 97 n), Billesborg (R 94 k), Herlufsholm, Suserup (Exc. 13/6 91); L. Knuthenborg (Buch). *Cerasus serotina* & *virginiana*. S. Landbohøjskolens Have. *Pirus malus*. S. Bregentved (Rützou). *Gleditschia triacantha*. S. Forsthaven. *Robinia pseudacacia*. S. Farum!. *Fraxinus excelsior*. S. Gurre.

1832. **Polyporus imbricatus** Fries S. M. I³⁵⁷, Syll. VI¹⁰⁶, Syn: *Boletus imbric.* Bull., Schum. no 1946, Taglagt Poresvamp (H. 37⁸⁰⁶).

Sept.—Octob. *Fagus silvatica*. S. Charlottenlund (Raunkiær). *Fraxinus excelsior*. F. Glorup.

1833. **Polyporus pileucus** Fries Epicr.⁴⁵², Syll. VI¹⁰⁹.

Fagus silvatica. L. Hardenberg (Aug. 97 Weismann).

1834. **Polyporus alutaceus** Fries S. M. I³⁶⁰, Syll. VI¹⁰⁹.

Pinus silvestris. S. Tisvilde (July 98).

THIS PAGE IS LOCKED TO FREE MEMBERS
Purchase full membership to immediately unlock this page



Never be without a book!

Forgotten Books Full Membership gives universal access to 797,885 books from our apps and website, across all your devices: tablet, phone, e-reader, laptop and desktop computer

A library in your pocket for \$8.99/month

Continue

*Fair usage policy applies

Syll. VI ¹⁴³, Polyp. scanicus Fries Hym. ⁵⁴⁹, Syll. VI ¹²² (see Romell 09), Graagul Poresvamp (R 04 a ⁸⁴).

Sporidiis hyalinis, ovatis, parum curvatis, eguttulatis, 5—7 μ \times 3—4 μ (Raunkiær).

Common, on the bark of many different trees, Nov.—March. *Salix alba* & *viminalis*, *Populus*, *Ulmus*, *Fagus*, *Tilia*, *Pirus malus*, *Sambucus nigra*.

1845. **Polyporus adustus** Fries S. M. I ³⁶³, Syll. VI ¹²⁵, R 02 a ³⁵³, Fl. D. tab. 1850 fig. 1, Syn: *Boletus nigricans* Schum. no 1968, *Boletus concentricus* Schum. no 1959, *Boletus placenta* Schum. no 1960, Sveden Poresvamp (H. 37 ⁸⁰⁷ & R 69 ⁵¹).

Sporidiis hyalinis, ovatis, parum curvatis, 4—6 μ \times 3 μ (Raunkiær). Common on the bark of the trunks especially of *Fagus*, Nov.—April.

Picea excelsa, *Populus deltoides*, *Betula*, *Fagus*, *Acer pseudoplatanus*, *Aesculus hippocastanum*, *Sorbus aucuparia*.

1846. **Polyporus crispus** Fries S. M. I ³⁶³, Syll. VI ¹²⁵.

J. On a post near Skagen (^{5/8} 96).

1847. **Polyporus kymathodes** Rostk., Fries Epicr. ⁴⁵⁷, Syll. VI ¹²⁵. *Pinus montana*. S. Hornbæk (^{20/10} 08 F. K. R.).

1848. **Polyporus amorphus** Fries S. M. I ³⁶⁴, Syll. VI ¹²⁷.

On trunks and branches of *Pinus* & *Picea*. Sept.—April. J. Tolne (V. S.), Kvissel (V. S.), Stendalsgaard; F. Trolleborg; S. Jægerspris (V. A. P.), Tokkekøb Hegn, Ravnholt Hegn (O. R.), Klampenborg!, Bromme Plantage, Billesborg Skov (R 95 k); B. Blykobbe (R 06 dd).

1849. **Polyporus hispidus** Fries S. M. I ³⁶², Syll. VI ¹²⁹, Børstehaaret Poresvamp (R 96 q, 02 a ³⁸³, Lind & Ravn 10 ²⁹ c. icon.).

A noxious parasite, attacking the trees as a wound-parasite and destroying the heart-wood. The wood becomes a yellowish—white colour and is divided in small cubes. August—Sept.

Fagus silvatica. F. Glorup (Lyman); S. Fredensborg, Ordrup Krat (F. K. R.), Slagelse. *Quercus robur*. J. Krabbesholm!; L. Christianssæde ("Falkeegen" ^{11/8} 1870). *Pirus communis*. S. Rosenborg (Madsen). *Fraxinus excelsior*. S. København (Høgh-Hansen), Skjoldnæsholm (la Cour).

1850. **Polyporus cuticularis** Fries S. M. I ³⁶³, Syll. VI ¹²⁸.

Sporidiis ovatis, parum curvatis, luteo-fuscescentibus, 7—9,5 μ \times 5—7 μ (Raunkiær).

Fagus silvatica. S. Ruderhegn (Raunkiær), Dyrehaven (Nov. 92 E. Dalgas), Køgel, Slagelse.

1851. **Polyporus Weinmanni** Fries Epicr. ⁴⁵⁹, Syll. VI ¹³².

Sept.—Dec. On trunks of *Pinus strobus*. S. Ruderhegn!. *Picea excelsa*. J. Skanderborg (P. L.), Silkeborg Osterskov; S. Geelskov (O. R.), Dyrehaven (O. R.), Jyderup Plantage, Fredrikslund (Muus).

1852. **Polyporus spumeus** Fries S. M. I ³⁵⁸, Syll. VI ¹³⁴.

Sept.—Dec. On old stumps of *Quercus*. S. Maareskov (1910 Spur).

1853. **Polyporus dryadeus** Fries S. M. I ³⁷³, Syll. VI ¹³⁶, R 02 a ³⁷⁸.

Is to be found on the lower part of the trunks of *Quercus robur*. S. Charlottenlund (Weismann), Basnæs (R 93 e); L. Knuthenborg, Hardenberg. *Tilia europaea*. S. Pileallé.

1854. **Polyporus betulinus** Fries S. M. I ³⁵⁸, Syll. VI ¹³⁹, Syn: *Boletus bet.* Bull., Schum. no 1953, Fl. D. tab. 1254, Birkenes Poresvamp (H. 37 ⁸⁰⁶, R 02 a ³⁶⁷ c. icon., 04 a ⁸² c. icon.).

Rostrup calls it a true parasite (R 83 d ²⁴² & 96 q), later on Mayr (84) has confirmed the same fact.

On the trunks of *Betula pubescens* & *verrucosa*, common in the fall.

1855. **Polyporus vegetus** Fries Epicr. ⁴⁶⁴, Syn: *Fomes veg.* Fries, Syll. VI ¹⁷⁹, *Fomes laccatus* (Kalchbr.) Sacc., Syll. XI ⁸⁹, *Boletus velutinus* Vahl, Fl. D. tab. 1138.

A true parasite, especially attacking *Fagus silvatica*.

Seems to be rather unknown abroad. Correct specimens are contained in Allescher & Schnabl's Exsicc. no 228. Pileus hard and woody, perennial, composed of many strata of tubes, cuticle thick, hard, resinous. Flesh rather soft, floccose, foxy-rust-coloured, tubers short, ferruginous, pores very small, of a distinct, sulphur-red colour. Spores ovoid, brown, 11–15 μ \times 7–9 μ . The conidia (*Sepedonium fuscum* Rostrup 88 c ⁹²) are brown, granular, petiolate, 11–13 μ \times 8–9 μ , to be found on the upper surface of the pileus. The sporophores of *Polyporus vegetus* become very large. The largest specimens found in Denmark are 60 cm \times 30 cm across and 15 cm in height, consisting of 15 strata. In several places in his publications Rostrup has been mistaken in indicating this fungus by the name of *Polyporus resinosus* (R 69 ⁵², 80 a ¹⁶², 88 c ⁹², Lange 87).

Populus. Falst. Stubbekøbing. *Fagus silvatica*. F. Glorup, Hesselagergaard; S. Tisvilde Hegn (Exc. ^{2/10} 98), Dyrehaven (Didrichsen), Ledreborg!, Thureby (Toussieng), Vemmetofte; L. Juelinge (July 61), Hardenberg, Flintinge; Falst. Hanenov. *Tilia europaea*. J. Marselisborg (P. L. 09 ⁴²). *Sambucus nigra*. F. Maggaard (April 61 Lindhard).

1856. **Polyporus applanatus** (Wallr.) Fries Epicr. ⁴⁶⁵, R 80 a ¹⁶² & 02 a ³⁸⁴, Syn: *Fomes app.* Sacc., Syll. VI ¹⁷⁶, Fladtrykt Poresvamp (R 04 a ⁸⁶).

Salix alba. S. Hvidovre. *Populus deltoides* common. *Corylus avellana*. S. Geelskov (Rützou). *Fagus silvatica*. J. Buderupholm; S. Tisvilde. *Pirus communis*. S. Valby!. *Tilia europaea*. S. Pilealleen. *Fraxinus excelsior*. S. Eskemose.

1857. **Polyporus fomentarius** Fries S. M. I ³⁷⁴, Syn: *Boletus fom.*

L., Schum. no 1955, O. F. Müller 67²²³, Bøgesvampen (Müller 63²⁹), Tønder-Rørhat (Viborg 93²⁶⁴), Tønder-Poresvamp (H. 37⁸⁰⁸, R 69⁵²), Bøgens Fyrsvamp (R 02 a³⁷¹ c. icon., 04 a⁸⁵), Lit: R 80 a c. icon., 83 d²³⁸ c. icon., 89 a⁸, Sev. P. 95⁷⁶ c. icon., Schum. 26⁶⁸⁵.

Kylling reports it (1684) to have been found at Charlottenlund indicated as: "a fungus used for tinder-boxes"; later on (1688⁴⁹) he indicates it as "Fungus in caudicibo nascens unguis equini figura. On old beeches".

Populus alba. F. Trolleborg. *Alnus glutinosa*. S. Dyrehaven. *Ulmus*. S. Holsteinborg (Oppermann see R 93 a¹⁰²). *Betula* & *Fagus*. Common. *Aesculus hippocastanum*. S. Herlufsholm (Vind).

Polyporus nigricans Fries S. M. I³⁷⁵, Syll. VI¹⁸⁰, Sort Poresvamp (R 02 a³⁷⁸).

Rostrup considers *Polyp. nigricans* as an autonomous species which was present on the trunks of *Betula* already in prehistoric times (R 83 d²⁴³). Neger also considers it an autonomous species stating it from Dynddalen. B. (Neger 06). I am inclined to consider all the specimens of *Polyp. nigricans* I have seen to be old blackened specimens of *Polyp. fomentarius* on *Betula* which have been growing in more dry localities. The Klotzschian *Polyp. nigricans* from Scotland, quoted by Fries in Hym.⁵⁵⁸ is, according to Romell (11¹⁵) also merely the old blackened state of *Polyp. fomentarius* (see also Schroeter 89⁴⁸⁶).

1858. **Polyporus igniarius** Fries S. M. I³⁷⁵, Syn: *Fomes ign.* Sacc. Syll. VI¹⁸⁰, *Boletus ign.* L., Schum. no 1954, Fl. D. tab. 953, Egesvamp (Schum. 08²¹), Knøske-Rørhat (Viborg 1793²⁶⁵, Schade 1811¹⁶⁶), Ild-Poresvamp (H. 37⁸⁰⁸, R 69⁵³), Tøndersvamp (Schum. 08²¹, R 02 a³⁷⁵ & 04 a⁸⁵).

Rostrup has found it in several places in peat-bogs, and Sophus Møller has found it among broken tools from the fireplaces of our ancestors. Kylling mentions it (1688⁴⁹) as "Fungus cerasorum imbricatum. Fungus growing on old cherry-trees".

It is a wound parasite attacking various trees. The wood of the host becomes brown during the first stage of attack, and afterwards white. This fungus and *Polyp. fomentarius* are limited each to its special host-plants, and it is very rare that both should attack the same species of trees (viz. *Populus alba*). I have never seen the present species on *Betula* or on *Fagus*, and I must consider the statements to this effects contained in the books to be based on a mistake. The form of *Polyp. igniarius* to be found on Pomaceae has been named *Polyporus pomaceus* Fries.

Noticed on *Salix alba*, *fragilis*, *caprea*, *pentandra*, *Populus alba*, *tremula*,

THIS PAGE IS LOCKED TO FREE MEMBERS

Purchase full membership to immediately unlock this page

Know Your Bible

Forgotten Books' Full Membership provides unlimited access to more than 28,000 volumes of Christian literature for \$8.99/month

**HOLY
BIBLE**

Continue

*Fair use policy applies

Common on many different trees. *Salix cinerea*, *alba*, *grandifolia*, *Populus alba*, *candicans*, *deltoides*, *Betula alba*, *Fagus silvatica*, *Aesculus hippocastanum*, *Pirus malus*, *Sambucus nigra*.

1864. **Polyporus annosus** Fries S. M. I ³⁷³, Epicr. ⁴⁷¹, Hym. ⁵⁶⁴, Icon. select. II ¹⁸⁶, not El. I ¹⁰⁶ (= *Pol. roburneus*), R 96 o ¹¹⁵, Syn: *Fomes ann.* Sacc., Syll. VI ¹⁹⁷ & Syll. XVII ¹²⁰, *Heterobasidion ann.* Bref. Unt. VIII ¹⁴⁹, *Boletus scutatus* (Hoffm.) Pers. Myc. europ. II ⁸⁵, *Poria scut.* Hoffm. *Vegetabilia in Hercyniae subterraneis collecta iconibus* tab. IX & X (optim.), *Polyp. scut.* Harz in Allesch. & Schnabl's Exsicc. no 432, *Polyp. undatus* (Pers.), *Polyp. subpileatus* Weinm., *Polyp. serpentarius* (Pers.), *Pol. scoticus* Klotsch in Smith. Engl. Flora V ¹⁵², *Polyp. Gillotii* Roum. Rev. Myc. Octob. 1882, *Poria makraola* Rostk., Syll. VI ³⁰¹, *Boletus cryptarum* Bull., Schum. no 1965, *Polyp. crypt.* Fries S. M. I ³⁷⁶, Fl. D. tab. 1963, *Fomes crypt.* Sacc., Syll. VI ²⁰⁵, *Trametes radiciperda* Hartig, *Polyporus radic.* Rostrup 79 b ⁴², 02 a ³⁵⁴, Skjult Poresvamp (H. 37 ⁸⁰⁸), Rodens Træsvamp (R 79 b ⁴²), Rodfordærveren (R 81 b ⁷ & 83 a), Lit: R 79 b ⁴², 80 a ¹⁶³, 81 b ⁷, 83 a, 84 d ²³², 90 a ¹⁹⁵, 93 a, 93 g, 93 o, 96 o ¹¹⁵, 96 h, 96 q, 98 a ⁵ c. icon., 02 a, 02 z, 06 k, Henning 95 ¹⁹, Schotte 08, Neger 06.

I have been obliged to deviate from the rule I have followed as to all the other said species: only to state the synonyms contained in Danish books or used in Saccardo's Sylloge, because I have in no other place found the different names which have been applied to this fungus in the course of time. On account of its obscure life it has only during recent years become sufficiently known how great a damage it causes to the trees of the forests. Rostrup particularly has the merit of having examined the attacks of this fungus on Danish forest-trees; he was the first to discover that it might attack *Fagus silvatica* (R 93 g). There is much to indicate that it is much more noxious in Denmark than in the neighbouring countries; half of all Danish firs are destroyed by this fungus.

Abies alba (rare see R 90 a ¹⁹⁵, Henning 95 ¹⁹). *Abies balsamea*. J. Palsgaard Plantage. *Larix decidua* (rare see R 83 a ⁵). *Picea excelsa*, *alba*, *sitchensis*, *Menziesii*. *Pinus silvestris*, *montana*, *australis*, *strobis*, *Banksiana*. *Pseudotsuga Douglasii*. *Thuja occidentalis*. *Juniperus communis* (see R 96 q). *Betula alba*, *Fagus silvatica*, *Ulmus montana*, *Sorbus aucuparia*, *scandica*, *Crataegus monogyna* & *oxyacantha* (R 96 h, 02 z, 06 k), *Pirus communis*, *Prunus avium* (R 93 o), *Calluna vulgaris* (Wielandt 07), *Fraxinus excelsior*.

1865. **Polyporus vulpinus** Fries S. M. I ³⁶¹, Syn: *Polystictus vulp.* Sacc., Syll. VI ²⁴⁹, *Polyp. rheades* Pers. Myc. europ. II ⁶⁹ (see Bresadola 08 ³⁸), *Inonotus Hisingeri* Karsten 82 ⁴⁹.

On trunks and branches of *Populus tremula*. J. Harrestrup (24/9 85), Skovsgaard near Viborg!. *Sorbus aucuparia*. S. Zoologisk Have (Frederiksen).

1866. **Polyporus radiatus** Fries S. M. I ³⁶⁹, Syn: Polystictus rad. Sacc., Syll. VI ²⁴⁷, Polyp. nodulosus Fries Epicr. ⁴⁷⁴, Polyp. polymorphus Rostk., Fries Hym. ⁵⁶⁶ (see v. Höhnel 06 b), Ællens Poresvamp (R 02 a ³⁸⁰ c. icon., 04 a ⁸⁵).

Sporidiis ovatis, 4—5,5 μ \times 3—4 μ , initio hyalinis, denique subfuscis.

A very noxious parasite, the mycelium penetrates the wood of the trunks, and the sporophores break forth through the bark from the very base of the trunk and up to 5 m high most frequently arranged in a helix (R 85 d). Schroeter is mistaken in describing the resupinate form often to be found on dead branches of *Fagus* as *Polyporus obliquus*; Rostrup also uses the same name (R 02 a). It is a strange fact that this crusty form is almost always infected by *Nectria cosmariospora*, which never occurs on the projecting form. Rostrup has also indicated this form as *Polyp. rufus*, Rødbrun Poresvamp (R 69 ⁵³).

Alnus glutinosa & *incana*, common (R 80 a ⁸⁸, 89 a ⁹, 96 q ¹¹³). *Betula alba*. S. Gurre!, Lillerød (R 80 a ¹⁸⁸, 93 a, 93 e). *Fagus silvatica*, common. J., F., S., Falst., Møen (R 93 a ¹⁰³). *Quercus robur*. Falst. Korselitse (R 99 b). *Corylus avellana*. F. Broholm (H. Sehested); S. Landbohøjskolens Have. *Carpinus betulus*. L. Christianssæde Skov; B. Almindingen (R 06 dd ³⁷⁵). *Ulmus montana*. S. Dyrehaven. *Acer pseudoplatanus*. J. Rathlousdal. *Prunus avium*. J. Viborg!. *Fraxinus excelsior*. F. Skaarup.

1867. **Polyporus albidus** Trog, Fries Epicr. ⁴⁷⁵, Syn: Polystictus alb. Sacc., Syll. VI ²³⁹ & Syll. XVII ¹¹⁴.

Picea excelsa. S. Asnæs Forskov (Sept. 84).

1868. **Polyporus hirsutus** Fries S. M. I ³⁶⁷, Syn: Polystictus hirs. Sacc., Syll. VI ²⁵⁷, Laadden Poresvamp (H. 37 ⁸⁰⁷).

Not uncommon on trunks of *Fagus silvatica*. J. Baggesvogn, Hald (Gad), Aarhus (P. L. 09 ⁴²); S. Jægersborg.

1869. **Polyporus velutinus** Fries S. M. I ³⁶⁸, R 02 a ³⁵³, Syn: Polystictus velut. Sacc., Syll. VI ²⁵⁸, Boletus velutinus Schum. no 1956, Bolet. pubescens Schum. no 1950, Polyp. pub. Fries S. M. I ³⁶⁷, Syll. VI ¹³⁵, Fl. D. tab. 1790 fig. I, Boletus placenta Schum. no 1960, Dunet Poresvamp (H. 37 ⁸⁰⁷), Fløjls-Poresvamp (R 04 a ⁸⁴).

Sporidiis oblongatis, curvulis, basi stipitatis, hyalinis, 6—8 μ \times 3—3,5 μ (Raunkiær).

Populus tremula. S. Charlottenlund (Raunkiær). *Salix*. S. Fredriksberg (Schum.). *Betula alba*. J. Hals (F. K. R.); S. Bidstruphegn (O. R.), Bagsværd (Schum.). *Fagus silvatica*. S. Folehaven, Jægersborg, Nørreskov. *Quercus robur*. S. Charlottenlund (Raunkiær).

1870. **Polyporus zonatus** Fries S. M. I ³⁶⁸, Fl. D. tab. 2028 fig. 2, Syn: Polystictus zon. Sacc., Syll. VI ²⁶⁰, Boletus angulatus Schum. no 1962.

Its colour is quite as by *Polyp. versicolor*, but the sporophori are thicker and more durable; oft found in great number attacking the trunks of living trees. October—January.

Populus deltoides. S. Klampenborg, Charlottenlund. *Populus alba* & *tremula*. F. Broholm; S. Tisvilde. *Quercus robur*. J. Hald!; S. Jægersborg (Prytz). *Fagus silvatica*. J. Voergaard Storskov. *Sorbus fennica*. S. Landbohøjskolens Allé. *Fraxinus excelsior*. J. Krabbesholm Skov!.

1871. **Polyporus versicolor** Fries S. M. I ³⁶⁸, R 02 a ³⁵³, *Boletus* vers. L., Schum. no 1961, Fl. D. tab. 1554, O. F. Müller 1767 ²²³, *Polystictus* vers. Sacc., Syll. VI ²⁵³, *Boletus plicatus* Schum. no 1963, *Hydnum tomentosum* Oeder Fl. D. tab. 534 fig. 3, Fleerfarvet Rørhat (Viborg 93 ²⁶⁵, Schade 11 ¹⁶⁶), Spraglet Poresvamp (Sev. P. 95 ⁷⁶), Broget Poresvamp (R 69 ⁵²), Lit: Bayliss 08.

Sporidiis oblongis, curvulis, hyalinis, basi oblique stipitatis, 6—8 μ \times 2—3 μ (Raunkiær).

Very common, Octob.—Dec., on stumps of *Populus*, *Betula*, *Fagus*, *Acer*, *Fraxinus*.

1872. **Polyporus abietinus** Fries S. M. I ³⁷¹, R 02 a ³⁵³, Syn: *Polystictus ab.* Sacc., Syll. VI ²⁶⁵, *Boletus incarnatus* Schum. no 1971, Fl. D. tab. 1298, Violetsporet Poresvamp (R 04 a ⁸³).

In respect of colour, size, locality etc. it is quite like *Sistotrema fuscoviolaceus*, and Quélet (88 ²⁹¹) has indeed united both; I find, however, quite regularly a difference between the shape and size of the pores.

On stems and branches of *Picea excelsa*, *Pinus silvestris* & *montana*, October—May.

1873. **Polyporus Wynnei** Berk. & Br., Syn: *Polystictus Wynnei* Sacc., Syll. VI ²⁶⁴.

J. Rold Skov (27/9 96).

1874. **Polyporus obliquus** Fries S. M. I ³⁷⁸, Fries 64 ³⁴⁶, v. Höhnel 07, Syn: *Fomes obliq.* Sacc., Syll. VI ²⁰⁶, not *Polyp. obliq.* Schroeter 89.

A very noxious parasite, destroying the last-formed wood of each year, hence the annual rings of wood become free from each other. Rare.

Fagus silvatica. F. Glorup (Lyman Aug. 97); S. Dyrehaven!.

1875. **Polyporus subspadiceus** Fries S. M. I ³⁷⁸, Syn: *Poria* subsp. Sacc., Syll. VI ³²¹.

Populus tremula, J. Krabbesholm Skov!. *Fagus silvatica*. S. Dronninggaard (O. R.), Dyrehaven (Sept. 92 Raunkiær).

1876. **Polyporus ferruginosus** Fries S. M. I ³⁷⁸, R 02 a ³⁸³, Syn: *Poria ferr.* Fries, Syll. VI ³²⁷.

THIS PAGE IS LOCKED TO FREE MEMBERS
Purchase full membership to immediately unlock this page



Never be without a book!

Forgotten Books Full Membership gives universal access to 797,885 books from our apps and website, across all your devices: tablet, phone, e-reader, laptop and desktop computer

A library in your pocket for \$8.99/month

Continue

*Fair usage policy applies

of *Larix decidua*, they are of a bright orange or sulphur colour. The pileus is thin, inseparably attached to the matrix, forming a rough crust of which some parts may protrude as much as 2 cm as is the case with *Polyp. serialis*. Old specimens lose their peculiar, bright, yellow colour growing almost white. Pores minute, very short and irregular; flesh becoming brittle and cheese-like.

Larix decidua. S. Esrom (Svendsen), Ruderhegn (O. R.), Geelskov.

1886. **Polyporus sinuosus** Fries S. M. I ³⁸¹, Syll. VI ³²² & Syll. XVII ¹³¹.

On a fir-balk. S. Tokkekøb Hegn (19/9 91 Rützou). Trunk of *Betula*. S. Ruderhegn!.

1887. **Polyporus viridans** (B. & Br.), Syn: *Poria viridans* Sacc., Syll. VI ³¹⁶.

On stumps of *Picea excelsa*. S. Fredriksdal Skov (9/5 05 Muus).

1888. **Polyporus medulla panis** Fries S. M. I ³⁸⁰, Syn: *Poria med.* Fries, Syll. VI ²⁹⁵, *Boletus med.* Pers., Schum. no 1967, Fl. D. tab. 2028 fig. 1, Krumme-Rørhat (Viborg 93 ²⁶⁵), Krummeagtig Porehat (H. 37 ⁸⁰⁸).

Quite common on stumps of fir in the forest and on timber in houses, but not causing much damage as it only penetrates the outer layer of the timber (R 02 a ³⁵⁰).

1889. **Polyporus vitreus** Fries S. M. I ³⁸¹, Syn: *Poria vitrea* Fries, Syll. VI ²⁹⁶, *Poria undata* (Fries El. I ¹¹¹) Bres., Syll. XVII ¹³¹, *Poria cincta* Berk. Syll. VI ³⁰¹, *Polystictus Broomei* (Rabh.) Sacc., Syll. VI ²⁹¹.

On stumps of *Alnus*. F. Svenborg Storehave (10/10 64). *Fagus silvatica*. F. Broholm; S. Flommen.

1890. **Polyporus vulgaris** Fries S. M. I ³⁸¹, Syn: *Poria vulg.* Fries, Syll. VI ²⁹², *Boletus cellulossus* Müller, Fl. D. tab. 716 fig. 1, Celleagtig Rørhat (Viborg 93 ²⁶⁵), Almindelig Poresvamp (H. 37 ⁸⁰⁹, R 69 ⁵³).

On bark and wood of coniferous trees. Common. J. (P. L. 09 ⁴²), F., Lang., S., B. (R 06 dd).

1891. **Polyporus luteo-albus** Karsten, Syn: *Poria lut.* K., Syll. VI ²⁹⁹ & IX ¹⁹⁰.

On wood of fir. S. Dyrehaven (Octob. 06 O. R.).

1892. **Polyporus molluscus** Fries S. M. I ³⁸⁴, Syn: *Poria moll.* Fries, Syll. VI ²⁹³, *Boletus moll.* Pers., Schum. no 1969, Fl. D. tab. 1299, Fryndset Poresvamp (H. 37 ⁸⁰⁹).

Octob.—Nov. On *Populus nigra*. S. Herlufsholm. *Populus deltoides*. S. Geelskov (O. R.), Ruderhegn.

1893. **Polyporus sanguinolentus** Fries S. M. I ³⁸³, Syn: *Poria sang.*

(A. & S.) Pers., Syll. VI ³¹³ & Syll. XVII ¹³⁵, *Podoporia* sang. v. Höhn-
nel 09 ⁴⁴².

On decaying wood. S. Furesø!, Ermelunden (O. R.).

1894. **Polyporus deformis** (Fries) Romell in lit., Syn: *Irpex* def. Fries Hym. ⁶²², *Poria radula* Pers., Syll. VI ³¹⁰ & Syll. XVII ¹³² not *Polyp. radula* Fries.

Sporidiis ovatis, parum curvatis, hyalinis, 1–2-guttulatis, 4–5 μ \times 3–4 μ (Raunkiær).

This species is very common on fallen branches especially of *Fagus* on the ground; at first it is quite white, later on tawny, like straw.

Widely diffused, thin, inseparable, recognizable by its large pores which are often irregularly angular, the entire fungus often resembles a *Sistotrema*.

L. Romell informs me that this is the species which is usually called *Poria vaporaria* by English mycologists. This is the species which Persoon called *Poria radula*, but it is not that which Fries indicated by the same name.

On dead branches of *Alnus*, *Corylus*, *Fagus*. Octob.—January.

1895. **Polyporus vaporarius** Fries S. M. I ³⁸² non Persoon, Syn: *Poria vap.* Fries, Syll. VI ³¹¹ & Syll. XVII ¹³¹, *Boletus tunicatus* Schum. no 1970, Varmebeds-Poresvamp (R 04 a ⁸⁴).

Recorded from all parts of the country as well on timber and old stumps in the forest as on fallen leaves and twigs on the ground (see R 96 q & 02 a ³⁴⁹ c. icon.), especially on timber in hot-houses.

1896. **Polyporus Vaillantii** Fries S. M. I ³⁸³, Syn: *Poria Vail.* Fries, Syll. VI ³¹², *Poria vaporaria* Persoon non Fries (see Bresadola. *Annal. myc.* 1903 ¹⁷⁸).

S. Brøndshøj (O. R.), Botanisk Have.

1897. **Polyporus pini** Fries S. M. I ⁶⁸, Syn: *Trametes pini* Fries, Syll. VI ³⁴⁵, *Fyrrens Træsvamp* (R 79 b ⁵⁸), *Fyrrens Poresvamp* (R 02 a ³⁷⁹ c. icon.).

It is not so common by far in Denmark as in the neighbouring countries (see A. Møller 04) most likely because it only attacks firs more than 50 years old (see R 93 a).

Pinus silvestris. S. Ruderhegn (Dec. 92 Lyman), Strandvejen, Holsteinborg (Svendsen).

1898. **Polyporus odoratus** Fries S. M. I ³⁷³, R 02 a ³⁸², Syn: *Trametes odorata* Fries Syll. VI ³⁴⁵, *Pude-Poresvamp* (R 04 a ⁸⁵).

The strange conidial stage called *Ptychogaster albus* Corda, *Ceriumyces albus* (Cda.) Sacc., Syll. VI ³⁸⁸, *Polyporus ptychogaster* Ludwig,

Syll. VI ¹¹⁷, *Oligoporus ustilaginoides* Brefeld (see E. & P. 00 ¹⁹⁶) often occurs on old stumps of *Picea* and *Pinus*. It cannot as stated by Quélet (88 ³⁷⁹), correspond to *Daedalea borealis*, or, as stated by v. Höhnel (11 a), to *Polyporus albidus* Trog, the former not having been found in Denmark, the latter only once. I consider it to correspond to *Polyporus odoratus* as both occur on the same substratum and are equally common. The chlamydospores of *Ptychogaster* are yellow, oval, 5—7,5 μ \times 3,5—4,5 μ (Raunkiær).

Common on stumps of *Abies*, *Picea* and *Pinus* all the year round.

1899. ***Polyporus cinnabarinus*** Fries S. M. I ³⁷¹, Syn: *Trametes cinnab.* (Jacquin) Sacc., Syll. VI ³⁵³, Kaneelfarvet Poresvamp (H. 37 ⁸⁰⁷).

Betula alba. J. Hinnerup (P. L. 09 ⁴²). *Alnus glutinosa*. S. Raavad (O. R.); Falst. Næsgaard Skov!. *Corylus avellana*. Bornholm (P. L.). *Fagus silvatica*. J. Hald Bøgeskov (^{24/5} 04!).

1900. ***Polyporus Bulliardii*** (Fries)!, Syn: *Daedalea Bulliardii* Fries S. M. I ²³⁵, *Trametes Bull.* Fries Epicr. ⁴⁹¹, Syll. VI ³³⁷, *Boletus suberosus* Bulliard, *Trametes rubescens* Fries S. M. I ³³⁹, *Trametes rub.* (A. & S.) Fries Hym. ⁵⁹⁴, Syll. VI ³³⁷, *Daedalea saligna* Fries S. M. I ³³⁷, *Polyporus sal.* Fries Epicr. ⁴⁵², Syll. VI ¹⁴³.

Horizontal, 12—40 cm across, 2—6 cm thick, corky, semicircular in outline, attached by a broad, thick base, becoming thinner towards the margin, upper surface glabrous, unequal, reddish-brown; annual. Pores varying in form, sometimes elongated as by a true *Daedalea*, sometimes minute and rounded as by *Polyporus*.

Salix caprea. J. Krabbesholm Skov!; S. Hornbæk Plantage (Exc. ^{15/6} 84). *Ulmus campestris*. J. Krabbesholm!.

1901. ***Polyporus suaveolens*** Fries S. M. I ³⁶⁶, R 02 a ³⁵⁴, Syn: *Trametes suav.* Fries, Syll. VI ³³⁸, *Boletus suav.* L., Schum. no 1952, Fl. D. tab. 1849, Pilesvampen (Müller 1763 ²⁹), Sødflugtende Poresvamp (H. 37 ⁸⁰⁷), Vellugtende Rørhat (Viborg 93 ²⁶⁵), Vellugtende Poresvamp (R 69 ⁵², 79 ¹⁹, 80 a ¹⁹²).

Sporidiis piriformibus, curvulis, eguttulatis, hyalinis, 6—9 μ \times 3—4 μ (Raunkiær). Formerly it was used as a drug against asthma and consumption (Schum. 26 ⁶⁸²) under the name of "Violsvamp".

Not uncommon on stems and branches of *Salix alba*, *cinerea*, *pentandra*, *Populus deltoides*.

1902. ***Polyporus serialis*** Fries S. M. I ³⁷⁰, Syn: *Polystictus serialis* Fries, Syll. VI ²⁴⁰, *Boletus cinereus* Schum. no 1966.

Develops best on perpendicular substratum, easily recognizable by its pure, white colour and its various small sporophores only a little projecting and always placed in rows above each other.

Quite common on timber and wood of fir (R 02 a ³⁵⁴).

THIS PAGE IS LOCKED TO FREE MEMBERS

Purchase full membership to immediately unlock this page

Know Your Bible

Forgotten Books' Full Membership provides unlimited access to more than 28,000 volumes of Christian literature for \$8.99/month

**HOLY
BIBLE**

Continue

*Fair use policy applies

Birke-Bladhat (Viborg 93²⁶²), Birkens Labyrintsvamp (H. 37⁸⁰³, R 69⁵⁰), Birkens Korkhat (R 04 a⁸⁷).

Sporidiis oblongis, parum curvatis, hyalinis, 4–7 μ \times 2–3 μ (Raunkiær).

On stumps of *Fagus silvatica*. J. Addit Skov, Silkeborg!; S. common. On timber of *Quercus robur*. S. Wilders Plads (Weismann).

1911. **Lenzites sepiaria** Fries Epicr. ⁴⁰⁷, Syll. V⁶³⁹, Syn: *Daedalea sepiaria* Fries S. M. I³³³, Gjerde-Labyrintsvamp (H. 37⁸⁰³), Fyrrens Korkhat (R 02 a³⁸⁶ c. icon., 04 a⁸⁷).

Common on wood and timber of *Picea* and *Pinus*.

Fistulina.

1912. **Fistulina hepatica** Fries S. M. I³⁹⁶, Syll. VI⁵⁴, Syn: *Boletus buglossus* Retz, Fl. D. tab. 1136 & 1137, Leverfarvet Pibesvamp (H. 37⁸¹¹), Levret Tungesvamp (R 69⁵⁴, Liisberg 75⁷⁰), Oksetungesvamp (Sev. P. 95⁸⁰, R 02 a³⁸⁴), Lit: R 80 a¹⁸⁵.

Quercus robur. J. Livø!, Hobro (Nicoline Mørch), Hinnerup Skov & Riis Skov (P. L. 09³⁸); F. "Kammerherrens Eg" near Ravnholt (Mørk Hansen); S. Tisvilde (Exc. 2/10 98), Jægerspris Kongeeg (Exc. 14/9 79), Djævleegen near Jonstrup Vang, Farum, Charlottenlund (Betty Rostrup), København (on timber, Weismann), Køge Aas (see O. W. 09); L. Hardenberg, Falkeegen near Christianssæde, Fuglsang and many other places. *Castanea vesca*. S. Charlottenlund (R 05 b³⁰⁹).

Boletus.

1913. **Boletus luteus** Fries S. M. I³⁸⁶, Syll. VI³, *Bol. annulatus* Schum. no 1926, *Bol. granulatus* Fries S. M. I³⁸⁷, Syll. VI⁵ (see v. Höhnel 05⁵⁴⁸), Kornet Rørhat (Viborg 93²⁶⁴), Gul Rørsvamp (Viborg 93²⁶³, H. 37⁸⁰⁹), Mørkegul Rørhat (Sev. P. 95⁷¹ c. icon.), Gul Rørhat (R 69⁴⁹, Liisberg 75⁷²).

Eatable and common in woods, especially fir-woods; recorded for the first time by O. F. Müller 1767²²³.

J. Bordrup Klit, Borris Hede (F. & W. 08²⁶¹); Fænø; F. common (Jak. Lge); S. Tisvilde, Hornbæk, Teglstrup Hegn (Exc. 24/9 05), Fredriksværk, Brede; B. Hammerhavnen (Lindau 97).

1914. **Boletus elegans** Fries Epicr. ⁴⁰⁹ & Hym. ⁴⁹⁷, Syll. VI³, Schum. no 1928.

This species is not uncommon; it is, however, only found under *Larix decidua*. J., common (P. L. 09³⁵); F., common (Jak. Lge); Lang. Carlseje; S. Hornbæk Plantage (Exc. 28/9 02). Teglstrup Hegn (Exc. 24/9 05), Krogerup Hegn (Exc. 20/9 08), Birkerød (Schum.), Jægersborg Hegn (R 90 n); L. Stensgaard.

1915. **Boletus flavus** Withering, Fries Epicr. ⁴¹⁰ & Hym. ⁴⁹⁷, Syll. VI ⁴.
S. Tokkekøb Hegn (Exc. ^{3/10} 09), Brede, Boserup (Exc. ^{4/11} 96).
1916. **Boletus flavidus** Fries S. M. I ³⁸⁷, Syll. VI ⁴.
S. Ruderhegn (Exc. ^{1/10} 99).
1917. **Boletus bovinus** Fries S. M. I ³⁸⁸, Syll. VI ⁶, Schum. no 1931,
Boletus gregarius Vahl, Fl. D. tab. 1018, Klynge-Rørhat (Viborg 93 ²⁶³),
Kvæg-Rørhat (Viborg 93 ²⁶³, Schade 11), Koe-Rørsvamp (H. 37 ⁸⁰⁹),
Grovporet Rørhat (R 04 a ⁷⁸ c. icon.).
Quite common in woods of *Pinus silvestris* & *montana*. J. Nykøbing
(Schade 11), Bordrup Klit, Margrethelund!, Feldborg, Stendalsgaard; F., com-
mon (Jak. Lge); S. Hornbæk Plantage (Exc. ^{28/9} 02), Fredriksdal (Müller
1767 ²²³) etc.
1918. **Boletus mitis** Krombholz, Fries Hym. ⁴⁹⁹, Syll. VI ⁶.
S. Jonstrup Vang (Exc. ^{13/9} 03).
1919. **Boletus badius** Fries S. M. I ³⁹², Syll. VI ⁷.
Accidentally found in fir-woods. J. (P. L. 09 ³⁵); F. (Jak. Lge); S. Krogenborg
Hegn (Exc. ^{20/9} 08, Brede).
1920. **Boletus sanguineus** Fries S. M. I ³⁹⁰, Syll. VI ⁸.
F. Skaarup (^{15/9} 72).
1921. **Boletus piperatus** Fries S. M. I ³⁸⁸, Syll. VI ⁸, Pebret Rør-
svamp (H. 37 ⁸¹⁰).
J., common in calluneta (P. L. 09 ³⁵), Borris Hede (F. & W. 08 ²⁶¹); F. quite
common (Jak. Lge); S. Brede etc.
1922. **Boletus variegatus** Fries S. M. I ³⁸⁸, Syll. VI ¹², Broget Rør-
svamp (H. 37 ⁸¹⁰).
On sandy ground and in pineta. J. Rold Skov (Jak. Lge), Hinnerup &
Friisenborg (P. L. 09 ³⁵), Borris Hede (F. & W. 08 ²⁶¹); S. Tisvilde (Exc. ^{2/10}
98), Hornbæk Plantage (Exc. ^{28/9} 02), Krogenborg Hegn (Exc. ^{20/9} 85), Ravn-
holt Hegn (R 93 e), Ruderhegn (Exc. ^{1/10} 99).
1923. **Boletus chrysenteron** Fries Hym. ⁵⁰², Syll. VI ¹⁴, Schum. no
1932.
Quite common in fagineta. J. (P. L. 09 ³⁵); F. (Jak. Lge); S. Brede; L. Stens-
gaard etc.
1924. **Boletus subtomentosus** Fries S. M. I ³⁸⁹, Schum. no 1931,
Filtagtig Rørhat (Viborg), Svagtfiltet Rørsvamp (H. 37 ⁸¹⁰), Eiltet Rør-
hat (R 69 ⁴⁹, 04 a ⁷⁸, Sev. P. 95 ⁷⁴ c. icon.).
Very common, recorded from J., Fænø, F., Lang., S., Møen etc.
1925. **Boletus spadiceus** Fries Epicr. ⁴¹⁵, Syll. VI ¹⁵.
F. Hjallesø (Jak. Lge); S. Krogerup Hegn (Exc. ^{20/9} 85).

1926. **Boletus hieroglyphicus** Rostk., Syll. VI ⁴⁸.
S. Brede Bakke (Exc. ^{24/9} 93).
1927. **Boletus radicans** Fries S. M. I ³⁹⁰, Syll. VI ¹⁹.
S. Krogenborg Hegn (Exc. ^{20/9} 85), Geel Skov (R 89 h).
1928. **Boletus pruinatus** Fries Epicr. ⁴¹⁴.
F. Hjallesø (Jak. Lge).
1929. **Boletus parasiticus** Fries S. M. I ³⁸⁹, Syll. VI ²².
Aug.—Nov. On *Scleroderma aurantium*. Pers. J. Silkeborg Nordskov (P. L.), Silkeborg Langsø (Sev. P.); S. Kagerup (Jac. Hartz), Ravnholt Hegn (^{19/9} 97 Raunkiær see R 99 a ²⁶⁰), Hareskoven (Mundt).
1930. **Boletus calopus** Fries S. M. I ³⁹⁰, Syll. VI ²⁴.
S. Marselisborg (P. L. 09 ³⁵); S. Teglstrup Hegn (Exc. ^{24/9} 05), Boserup (Exc. ^{4/11} 96).
1931. **Boletus pachypus** Fries S. M. I ³⁹⁰, Syll. VI ²⁴.
J., common in woods (P. L. 09 ³⁵); Fænø; F., occasionally (Jak. Lge); S. Ravnholt Hegn (R 93 e); L. Stensgaard.
1932. **Boletus edulis** Fries S. M. I ³⁹², Syll. VI ²⁹, Syn: *Bol. crassipes* Schum. no 1936, Spiselig Rørhat (R 69 ⁴⁸, Liisberg 75 ⁷¹ c. icon., Sev. P. 95 ⁷²), Lit: Müller 1763 c. icon.
Very common, especially in faginata.
1933. **Boletus aereus** Fries S. M. I ³⁹³, Syll. VI ²⁹.
J. Marselisborg Skov (P. L. 09 ³⁵).
1934. **Boletus luridus** Fries S. M. I ³⁹¹, Syll. VI ³⁴, Syn: *Bol. tuberosus* Schum. no 1934, Fl. D. tab. 1962, Guulbleg Rørsvamp (H. 37 ⁸¹⁰), Indigo-Rørhat (R 69 ⁴⁹, 04 a ⁷⁷, Sev. P. 95 ⁷³).
Common in woods.
1935. **Boletus erythropus** Fries S. M. I ³⁹¹, Syll. VI ³⁵.
S. Brede.
1936. **Boletus sordarius** Fries Epicr. ⁴¹⁹, Syll. VI ³⁵, Fl. D. tab. 1296.
S. Sorø.
1937. **Boletus strobilaceus** Fries El. I ¹²⁷, Syn: *Strobilomyces strob.* Berk., Syll. VI ⁴⁹, Fnugskællet Rørhat (Sev. P. 95 ⁷²), Skællet Rørhat (R 04 a ⁷⁷ c. icon.).
Quite common, recorded from J. Aarhus (P. L. 09 ⁴³), Tirsbæk; F. occasionally (Jak. Lge); S. Ravnholt Hegn (R 93 e), Krogenborg (Exc. ^{20/9} 08), Nørreskov (Exc. ^{19/10} 85), Geel Skov (R 89 h), Jægersborg (R 90 n & Plowright 88), Billesborg, Hæsede Rende, Næsbyholm; L. Hardenberg (Bornebusch); Falst. Hanenov.

THIS PAGE IS LOCKED TO FREE MEMBERS
Purchase full membership to immediately unlock this page



Never be without a book!

Forgotten Books Full Membership gives universal access to 797,885 books from our apps and website, across all your devices: tablet, phone, e-reader, laptop and desktop computer

A library in your pocket for \$8.99/month

Continue

*Fair usage policy applies

Gasteromycetes.

Phallineae.

Phallus.

1947. **Phallus impudicus** Pers. Syn. ²⁴², Schum. no 1615, Fl. D. tab. 175, Syn: Ithyphallus imp. (L.) Fries, Syll. VII ⁸, Rødme-Morkel (Viborg 93 ²⁶⁷), Morkelagtig Stinksvamp (H. 37 ⁸⁵²), Stor Stinksvamp (Sev. P. 95 ⁹⁴ c. icon.), Almindelig Stinksvamp (R 69 ³⁴, 04 a ¹⁴⁷ c. icon.), Lit: R 75 ¹⁷, Müller 1767, Kylling 1688 ⁵⁰ ("Fungus foetidus penis imaginem referens").

Common in forests, Aug.—September.

1948. **Phallus impudicus** var: **iosmos** Berk., Syll. VII ⁹.

J. In the dunes near Gl. Skagen (1889 J. C. Bang again ^{18/9} 91 R. Jeckel).

1949. **Phallus caninus** Pers. Syn. ²⁴⁵, Schum. no 1616, Fl. D. tab. 1259, Syn: Mutinus can. (Hudson) Fries, Syll. VII ¹², Graa Stinksvamp (H. 37 ⁸⁵²), Liden Stinksvamp (R 69 ³⁴, Sev. P. 95 ⁹⁵).

Quite common in forests, August —Octob. J. Aarhus (P. L. 09 ⁴¹), Munkebjerg (Exc. ^{25/7} 88); S. common; L. Sølstedskov.

Hymenogastrineae.

Hysterangium.

1950. **Hysterangium stoloniferum** Tulasne, Syll. VII ¹⁵⁷, Wt. I ⁸⁷⁹, Th. Fries 1909 ²⁸¹.

S. Hulsø (May 90 Jonatan Lange see R 92 g ⁷³); Møens Klinteskov near Taleren (^{24/6} 93 see R 95 a ²⁰⁶).

Hymenogaster.

1951. **Hymenogaster vulgaris** Tulasne, Syll. VII ¹⁷⁵, Th. Fries 09 ²⁷⁶.

S. Lerchenborg in pinetum (^{30/12} 84 Chr. Pedersen see R 85 f).

Octaviana.

1952. **Octaviana asterosperma** Vittadini, Syll. VII ¹⁵⁹, Th. Fries 09 ²⁷².

J. Munkebjerg (1888 Hjalmar Jensen); Møen Liselund (^{25/8} 00 Fr. Rosenkrantz see R 05 b ³⁰⁹).

Lycoperdineae.

Lycoperdon.

1953. **Lycoperdon cyathiforme** Bosc., Syll. VII ¹²³⁻⁴⁷⁷, Syn: *Calvatia cyat.* (Bosc.) Morgan, see C. Ferdinandsen 10 ¹⁴².

Quite common. Recorded from J. Skagen, Borris (C. F.), Esbjerg; F. Hals (Exc. ^{5/8} 95 called "Lycoperdon favosum"); S. Charlottenlund.

1954. **Lycoperdon caelatum** Bulliard, Syll. VII ¹¹⁵, Syn: *Lycop. bovista* Pers., Syn. ¹⁴¹ non L., *Lycop. favosum* (Rostk.) Bon., *Lycop. papillatum* Schum. no 1403, *Calvatia caelata* Morgan, Graveret Støvbold (H. 37 ⁸⁷⁷), *Ulfvefiis seu Crepitus lupi* (Schum. 1808 ²³, 26 ⁶⁷⁸).

It is a common superstition that the ripe spores may cause blindness if they enter the eyes, for this reason this fungus is also in Danish called "Blindesvamp" (blinding fungus, R 75 ¹⁸). The sterile bases which remain when the spores are blown away are used as a remedy for staunching of blood (see Schum. 08 ²³ & 26 ⁶⁷⁸); no doubt it is this sterile base which Kylling (1688 ⁵⁰) calls: "Fungus calicaris major, grey, big fungus like a cup".

Common on sandy fields. June–August.

1955. **Lycoperdon echinatum** Pers. Syn. ¹⁴⁷, Syll. VII ¹⁰⁷, Schum. no 1399, Pindsvine-Støvbold (R 69 ³³, 04 a ¹⁵¹, Sev. P. 95 ⁹⁷ c. icon.).

Common in woods.

1956. **Lycoperdon constellatum** Fries S. M. III ³⁹, Syll. VII ¹²⁷, Wt. I ⁹⁰⁶, Syn: *Lycop. umbrinum* Fl. D. tab. 1800, Stjernet Støvbold (H. 37 ⁸⁷⁷), Lit: Lloyd 05 ¹⁶⁸, 08 ²²².

Occasionally found in woods. August–October. For instance: F. Elvedgaard; S. Ruderhegn (R 84 g ⁷⁸), Boserup (E. W.), Basnæs (abundantly P. N. 77 c. ³²⁷); Møens Klint (E. W.).

1957. **Lycoperdon piriforme** Pers. Syn. ¹⁴⁸, Syll. VII ¹¹⁷, Schum. no 1398, Fl. D. tab. 1680, R 02 a ⁴¹⁴, Dobbelt Ulvefiis (Kylling 1688 ⁵¹), Pære-Støvbold (R 69 ³⁴, Sev. P. 95 ⁹⁷), Pæreformet Støvbold (R 04 a ¹⁵¹).

Very common on old stumps.

1958. **Lycoperdon Cookei** Masee, Syll. VII ⁴⁸¹.

J. In the callunetum near Viborg (! Octob. 03 see Lloyd 08 ²¹⁶ tab. 54).

1959. **Lycoperdon saccatum** Haller, Syll. VII ¹²⁸, Schum. no 1395, Fl. D. tab. 1139, Sækformig Støvbold (H. 37 ⁸⁷⁷).

Quite common on sandy ground, August–Novemb.; noticed from J. Marselisborg Skov (P. L. 09 ³⁸), Borris Hede (F. & W. 08 ²⁶); F. Lundeberg, Skaarup; S. Jonstrup (H. M.), Geelskov, Brede, Slotsbjergby (Sev. P.); B. Blykobbe (R 06 dd).

1960. **Lycoperdon uteriforme** Pers. Syn. ¹⁴³, Syll. VII ¹²⁹.

S. Holsteinborg (Svendsen ^{28/9} 01).

1961. **Lycoperdon candidum** Pers. Syn. ¹⁴⁶, Syn: *Lycop. gemmatum* Batsch, Syll. VII ¹⁰⁶, Schum. no 1396, Fl. D. tab. 1140, Liden Ulffvefiis (Kylling 1684, 1688 ⁵⁰), Krystal-Støvbold (H. 37 ⁸⁷⁷, R 69 ³³, 04 a ¹⁵¹ c. icon., Sev. P. 95 ⁹⁷).

Common in faginata etc. August–November.

1962. **Lycoperdon pratense** Pers. Syn. ¹⁴², Schum. no 1401, Syn: *Lycop. pusillum* Batsch, *Lycop. furfuraceum* Schaeffer, Syll. VII ¹¹⁰, *Globaria furf.* Schroeter 89 ⁶⁹⁹, Liden Støvbold (H. 37 ⁸⁷⁷), Dværg-Støvbold (R 69 ³³).

On sandy fields etc. J. Borris Hede (F. & W. 08); Strynø; S. Jonstrup Vang (H. M.); Møens Klinteskov; B. Hammershus (Lindau 97).

Bovista.

1963. **Bovista echinella** Boudler, Syll. XI ¹⁶⁴, Lit: Rob. E. Fries 09 ¹⁷⁶ c. icon. & 10 ⁹⁸.

S. Ordrup (A. Breitung see Lloyd 08 ²⁶²).

1964. **Bovista plumbea** Pers. Syn. ¹³⁷, Syll. VII ⁹⁶, Almindelig Kuglebold (Sev. P. 95 ⁹⁹ c. icon.).

Common on sandy fields near the coast (E. W. 06 ⁸⁹) and in the downs.

1965. **Bovista nigrescens** Pers. Syn. ¹³⁶, Syll. VII ⁹⁹, Syn: *Lycoperdon nigr.* (Pers.) Vittadini, Sortagtig Støvbold (R 04 a ¹⁵⁰).

Quite common on the same localities as no 1964 recorded from J., Læsø, S., Am., L.

1966. **Bovista tunicata** Fries S. M. III ²⁵, Syll. VII ⁹⁸.

J. Glatved (Aug. 86 Schiøtz).

1967. **Bovista gigantea** (Pers.) Nees, Syn: *Lycoperdon giganteum* Pers. Syn. ¹⁴⁰, Schroeter 89 ⁶⁹⁹, *Lycop. bovista* L., Syll. VII ^{109–481}, Schum. no 1397, Fl. D. tab. 1920, *Globaria bovista* Quélet, Kæmpe-Bovist, Ulvefis, Fæsebolder, Føsbold, Troldskum (Jensen-Tusch 67 ¹³⁷), Bovist-Støvbold (Schade 11 ¹⁶⁶), Stor Støvbold (H. 37 ⁸⁷⁶), Kæmpe-Støvbold (R 69 ³³, Sev. P. 95 ⁸⁸ c. icon.).

The giant puff-ball has always caused great interest on account of its size and its quick growth. In its young and pulpy condition this *Lycoperdon* is excellent food, and during the reign of King Christian VIII a regular cultivation of it was indeed in contemplation (see R 75). It occurs in wet autumns and appears every year in the same place (see R 79 ¹², P. N. 73 a ⁸⁸). One specimen of the giant puff-ball,

THIS PAGE IS LOCKED TO FREE MEMBERS

Purchase full membership to immediately unlock this page

Know Your Bible

Forgotten Books' Full Membership provides unlimited access to more than 28,000 volumes of Christian literature for \$8.99/month

**HOLY
BIBLE**

Continue

*Fair use policy applies

1975. **Geaster limbatus** Fries S. M. III¹⁵, Syll. VII⁸¹.

In fir-woods. S. Arresødal, Jægerspris (V. A. P.), Boserup (Thomsen 73 again Jac. Hartz 00), Kalundborg (O. Smith), Herlufsholm (Ingerslev), Vintersbølle (Exc. 7/10 00).

1976. **Geaster triplex** Jungh., Syll. VII⁷⁴.

Sept.—Oct. S. Ruderhegn (P. N.), Stadsevang (9/10 05 H. Andersen see L. K. R. 06), Charlottenlund (Breitung), Boserup Skov (Jac. Hartz), Asnæs Forskov (O. Smith); L. Stensgaard; Falst. Liselund.

1977. **Geaster rufescens** Pers. Syn. ¹³⁴, Syll. VII⁸⁸, Fl. D. tab. 1433,

S. Boserup Skov (Exc. 2/10 87 again 97 O. R.), Sorø ("in sylva prope Sorøe invenerunt amici et scrutatores naturae eximie J. Rathke et Hofman Bang". Hornemann in Fl. D.); L. Bøgbølle Sø (A. Bruun); Møen between Taleren and Nylands Nakke (Exc. 2/8 73).

Nidulariineae.

Nidularia.

1978. **Nidularia farcta** (Pers.) Fries, Syll. VII²⁹, Syn: *Cyathus farctus* Pers. Syn. ²³⁹, *Cyathus scutellaris* Pers. Syn. ²³⁹, Schum. no 1610, Syll. VII⁴², *Peziza scut.* Fl. D. tab. 780 fig. 2, *Nidularia radicata* Fries, *Nid. pisiformis* (Roth) Tulasne, Syll. VII³² & var. *Broomei* Sacc., Syll. IX²⁶⁵, *Nid. pulvinata* Fries, Syll. VII³², *Nid. confluens* Fries, Syll. VII²⁹, *Nid. denudata* Fries, Syll. VII³¹, *Nid. corrugata* (Wallr.) Tul., Syll. VII³⁰, *Nid. globosa* Fries, Syll. VII³¹, *Nid. Berkeleyi* Masee, Syll. IX²⁶⁵, *Nid. granulifera* Holmskj. 99¹¹ tab. IV, Syll. VII³⁰ (see Lloyd 08), Flad Skaallille, Kornet Frørede (Holmskj.), Skjoldformet, Kornbærende & Fylt Redesvamp (H. 37⁸⁵³).

On decayed timber. J. Borrevold (10/11 85 Gad again 10/3 04!, Exs. Jaap no 68, see R 05 b³⁰⁹), Bruunshaab!.

Crucibulum.

1979. **Crucibulum vulgare** Tulasne, Syll. VII⁴³, Fl. D. tab. 1490 fig. 1, Syn: *Cyathus crucibulum* Pers. Syn. ²³⁸, Schum. no 1611, *Cyat. scutellaris* Schum. no 1610, *Peziza lentifera* Oeder Fl. D. tab. 105, *Nidularia laevis* Holmskj. 99³ tab. 1, *Nid. crucibulum* Fries, Glat Frørede (Holmskj.), Glat Redesvamp (H. 37⁸⁵³), Kornskjeppe (Jensen-Tusch 67¹⁶⁴), Alm. Krukkerede (Sev. P. 95¹⁰³), Krukke-Redesvamp (R 02 a⁴¹⁴, 04 a¹⁵² c. icon.), Klokke-Redesvamp (R 69³²).

Common on fallen twigs, decayed timber etc., Aug.—Sept.

Cyathus.

1980. **Cyathus olla** Pers. Syn. ²³⁷, Schum. no 1613, *Peziza lentifera* L., Fl. D. tab. 105 & tab. 469 fig. 1, Müller 1767 ²²⁵, *Funguli caliciformes seminiferi* (Kylling 1688 ⁵¹), *Cyathus campanulatus* Sibth., *Nidularia camp.* Holmskj. 99 ⁸ tab. III, *Peziza sericea* Müller Fl. D. tab. 780 fig. 1, *Cyathus nitidus* Schum. no 1614, *Cyat. vernicosus* (Bull.) de Cand., Syll. VII ³⁸, Linse Skaallille (Viborg 93 ²⁷⁰), Klokkeformig Redesvamp (H. 37 ⁸⁵³, R 75 ¹⁹), Glat Bægerrede (Sev. P. 95 ¹⁰³ c. icon.), Klokke-Redesvamp (R 04 a ¹⁵² c. icon.).

Common on rich soil, June—Nov.

1981. **Cyathus striatus** Pers. Syn. ²³⁷, Syll. VII ³³, Schum. no 1612, Syn: *Nidularia striata* Holmskjold 99 ⁵ tab. II, Stribet Bægerrede (Sev. P. 95 ¹⁰² c. icon.), Stribet Redesvamp (H. 37 ⁸⁵², R 69 ³², 04 a ¹⁵² c. icon.).

On the ground and decaying wood, Aug.—Nov.

Plectobasidiineae.

Melanogaster.

1982. **Melanogaster ambiguus** (Vittadini) Tulasne, Syll. VII ¹⁶⁵, Th. Fries 09 ²⁹³.

Pænø Espenhoved (Aug. 89 see R 90 o ¹³⁸ & 92 g ⁷³); S. Ruderhegn (Brusendorf); Møen Klinteskov (Aug. 01 see R 05 b ³⁰⁹).

1983. **Melanogaster tuberiformis** Corda, Syll. VII ¹⁶⁶, Th. Fries 09 ²⁹³.

J. Petersdal near Viborg (7/9 92 Gad).

1984. **Melanogaster variegatus** (Vittadini) Tulasne, Syll. VII ¹⁶⁵, Th. Fries 09 ²⁹¹.

S. Landbohøjskolens Have (25/7 87 A. Bruun see R 88 c).

Scleroderma.

1985. **Scleroderma bovista** Fries S. M. III ⁴⁸, Syll. VIII ¹³⁵.
F. Skaarup; S. Herlufsholm (O. R.); Møen Liselund (17/8 88).

1986. **Scleroderma verrucosum** Pers. Syn. ¹⁵⁴, Syll. VII ¹³⁶.
J. Viborg!; F. Odense (P. A. Kristensen); S. Jonstrup Vang (H. M.).

1987. **Scleroderma aurantium** Pers. Syn. ¹⁵³, Syn: *Sclerod. citrinum* Pers. Syn. ¹⁵³, *Scler. vulgare* Fries Fl. D. tab. 1969 fig. 2 & S. M. III ⁴⁶, Th. Fries 09 ²⁹⁴, Syll. VII ¹³⁴, *Lycoperdon tessellatum* Schum. no

1402, Pomerantz-Støvbold (Viborg 93²⁷³), Alm. Stivsvøb (H. 37), Alm. Bruskbold (R 69³⁴, Sev. P. 95¹⁰¹ c. icon.).

This fungus which is often considered uneatable and even poisonous has, however, often been gathered and eaten by a Copenhagen family who believed it to be genuine truffles (see R 92 g⁷³ & 93 l). Th. Fries (09²⁹⁴) also mentions that it is eaten in Norway under the name of "Norwegian truffles".

Common. July–Sept.

Tulostoma.

1988. **Tulostoma brumale** Pers. Syn. ¹³⁹, Fl. D. tab. 1740 fig. 1, Tul. mammosum (Michel) Fries, Syll. VII⁶⁰, Tulasnodea mam. Fries, Lange 87, Vortet Bruskmund (H. 37⁸⁷⁸).

J. In the downs near Hirtshals (17/5 02 L. K. R. see R 05 b³⁰⁹), Kjul Aa!; S. Charlottenlund (Beck see Fl. D.), Herlufsholm (Ingerslev & O. R.).

Sphaerobolus.

1989. **Sphaerobolus stellatus** Pers. Syn. ¹¹⁵, Syll. VII⁴⁶, Syn: Lycoperdon carpobolus L., Fl. D. tab. 895, Schum. no 1394, Müller 1775, Sphaerobolus carp. (L.) Schroeter, Bombe-Støvbold (Viborg 1793²⁷⁴), Stjerneformig Kuglekaster (H. 37⁸⁵⁴), Stjerneformig Bombe-kaster (R 69³², 02 a⁴¹⁴, 04 a¹⁴⁷).

Quite common on decaying wood, old lumps etc. July–Dec.

THIS PAGE IS LOCKED TO FREE MEMBERS
Purchase full membership to immediately unlock this page



Never be without a book!

Forgotten Books Full Membership gives universal access to 797,885 books from our apps and website, across all your devices: tablet, phone, e-reader, laptop and desktop computer

A library in your pocket for \$8.99/month

Continue

*Fair usage policy applies

Phyllosticta vulgaris				corresponds to <i>Mycosphaerella clymenia</i> (see Saccardo).
—	arunci			Dejaniza (see Saccardo).
—	ligustri	—		ligustri (see Saccardo).
—	farfaeae	—	—	picridis.
—	evonymae	—	—	evonymi.
—	laureolae	—	—	laureolae.
—	fraxinicola	—	—	fraxini (see Scalia).
—	stemmaea	—	—	stemmaea (see Karsten).
—	Beijerinckii	—	—	<i>Ascospora Beijerinckii</i> (see Vuillemin).
—	helvetica	—	—	<i>Leptosphaeria helvetica</i> (see Saccardo).
—	ruscicola	—	—	rusci.
—	sphyridiana	—	—	sphyridiana (see Jaap).

1990. **Phyllosticta palmarum** Rabenh., Syll. III ⁶⁵.

Chamodorea lanata. S. Botanisk Have (R 02 a ⁵⁶³, 03 q).

1991. **Phyllosticta potamogetonis** Rostrup 97 m ⁴⁸, Syll. XIV, All. VII ⁷⁷⁶.

Macula epiphylla, lata, irregulares, brunnea, dein cinerea, fusco-marginata; perithecia sparsa, minuta, epidermide velata; sporae oblongatae, longit 6 μ crassit 2 μ .

Potamogeton polygonifolius. J. Between Sæby and Sulbæk. ^{3/8} 96.

1992. **Phyllosticta alismatis** Sacc., Syll. III ⁶⁰, All. VI ¹⁵⁷.

It is to be sure an autonomous species and not — as Setchel 92 proposes — to be united with *Doassansia alismatis*.

On the leaves of *Alisma plantago*, common, July–Sept.

1993. **Phyllosticta typhina** Sacc. & Malbr., Syll. III ⁶⁰, All. VI ¹⁶⁵.

On leaves of *Typha latifolia*. J. Viborg!, Odder!; F. Aabymark.

1994. **Phyllosticta cruenta** (Fries) Kickx, Syll. III ⁵⁸, All. VI ¹⁶¹ & ³⁴⁹.

On leaves of *Polygonatum multiflorum*. J. Utoft Plantage; S. Jonstrup Vang (^{5/7} 90).

1995. **Phyllosticta salicicola** Thümen, Syll. X ¹¹⁹, All. VI ⁸⁶, R 02 a ⁵⁶³.

Salix amygdalina. J. Lerbæk!, Dvergetved (V. S.), Hjørring!. *Salix cinerea*. F. Skaarup.

1996. **Phyllosticta populina** Sacc., Syll. III³³, All. VI⁶⁸, R 02 a⁵⁶³.
Populus pyramidalis. J. Skive!; Falst. Stubbekøbing.

1997. **Phyllosticta quercus-ilicis** Sacc., Syll. III³⁵, All. VI⁷⁵.
Quercus ilex. S. Landbohøjskolens Have.

1998. **Phyllosticta maculiformis** Sacc., Syll. III³⁵, All. VI²⁹.
Castanea vesca. S. Marianelund, Dronninggaard.

1999. **Phyllosticta destruens** Desm., Syll. III³¹, All. VI³⁰.
Celtis australis. S. København ^{11/8} 97. *Celtis glabrata*. S. Landbohøjskolens Have.

2000. **Phyllosticta lychnidis** (Fries)!, Syn: *Depazea lychnidis* Fries
Myc. Hefte II⁵³, S. M. II⁵³¹, Syll. III⁶².

Maculis indeterminatis, albicantibus; peritheciis hemisphaericis, prominulis, minutis, contextu fuligineo, parenchymatico. Sporulis cylindraceo-fusiformibus, hyalinis, 5–6 μ \times 1 μ .

On living leaves of *Melandrium noctiflorum*. S. Glostrup (^{3/9} 88).

2001. **Phyllosticta polygonorum** Sacc., Syll. III⁵⁴, All. VI¹⁴¹, R 02 a⁵⁶³.

Polygonum fagopyrum. S. Lyngby (K. H.).

2002. **Phyllosticta nebulosa** Sacc., Syll. III⁴³, All. VI¹⁴⁷.
Silene armeria. S. Lyngby (K. H.).

2003. **Phyllosticta betae** Ouds, Syll. III⁵⁴, All. VI¹⁰⁵, R 93 d¹¹⁸, 01 a¹¹⁹, 02 a⁵⁶³, Hjærteforraadnelse (R 03 d³⁶⁸, M. L. M. 08¹⁵²).

On the leaves of *Beta maritima*. S. Havnsø (Th. Leth). *Beta sativa*. J., F., S., L. Common.

2004. **Phyllosticta baldensis** Massal., Syll. X¹²⁶, All. VI¹³⁵.
Paeonia officinalis. J. Horsens (^{20/10} 01!).

2005. **Phyllosticta corrodens** Passerini, Syll. X¹²⁵, All. VI¹¹³.
Clematis cult. J. Brabrand (^{3/8} 09!).

2006. **Phyllosticta berberidis** Rabenh., Syll. III²⁶, All. VI²³.
Berberis vulgaris. S. Næsbyholm.

2007. **Phyllosticta mahoniae** Sacc. & Speg., Syll. III²⁵, All. VI⁵⁷, R 02 a⁵⁶³.

Mahonia aquifolia. J. Horsens!; L. Stensgaard, Banholm (^{13/9} 94).

2008. **Phyllosticta aquifolii** All. VI⁵⁷, Syn: *Phoma mahoniae* Thümen, Syll. III¹¹⁷.

Mahonia japonica. J. Linaa Vesterskov (23/9 97); S. Fuglebjerg; Falst. Stubbe-købing.

2009. **Phyllosticta calycanthi** Sacc. & Speg., Syll. III ⁹, All. VI ²⁶, R 02 a ⁵⁶³.

Calycanthus orientalis (hosp. nov.). S. Landbohøjskolens Have (25/9 99).

2010. **Phyllosticta camelliae** West., Syll. III ²⁵, All. VI ^{26—344}.

Camellia cult. J. Nykøbing (P. Larsen see R 91 d).

2011. **Phyllosticta tiliae** Sacc. & Speg., Syll. III ²⁷, All. VI ⁹², R 02 a ⁵⁶³.

Tilia platyphylla. L. Fuglsang Storskov (21/7 98 see R 99 b).

2012. **Phyllosticta althaeina** Sacc., Syll. III ⁴⁰, All. VI ¹⁰⁰.

Althaea rosea. S. Landbohøjskolens Have.

2013. **Phyllosticta rhois** West., Syll. III ¹⁷, All. VI ⁸¹, R 02 a ⁵⁶³.

Rhus cotinus. S. Landbohøjskolens Have.

2014. **Phyllosticta ricini** Rostrup 99 a ²⁶⁶ & 02 a ⁵⁶³, Syll. XVI ⁸⁴³, All. VII ⁷⁷⁸.

Maculis subcircularibus, arescendo stramineis, purpureo-cinctis, amphigenis, serialiter dispositis; peritheciis paucis, punctiformibus; conidiis ellipsoideis, longit. 6—7 μ , crassit 3—4 μ , hyalinis.

Ricinus communis. S. Landbohøjskolens Have (2/9 97).

2015. **Phyllosticta oxalidis** Sacc., Syll. III ³⁹, All. VI ¹³⁴.

Oxalis acetosella. J. Bangsbo Skov (6/7 03!).

2016. **Phyllosticta pseudoplatani** Sacc., Syll. III ¹³, All. VI ¹⁵, R 02 a ⁵⁶³.

Acer pseudoplatanus. F. Vejstrup Aaskov; L. Hardenberg.

2017. **Phyllosticta platanoides** Sacc., Syll. III ¹³, All. VI ¹⁶.

Acer campestre. F. Skaarup (24/9 76).

2018. **Phyllosticta aceris** Sacc., Syll. III ¹⁴, All. VI ¹⁶.

Acer campestre. S. Forsthaven. October.

2019. **Phyllosticta evonymi** Sacc., Syll. III ¹⁵, All. VI ⁴⁰.

Evonymus europaeus. S. Odsherreds Klint. August.

2020. **Phyllosticta laureolae** Desm., Syll. III ²⁶, All. VI ³⁷.

Daphne laureola. S. Haveselskabets Have.

2021. **Phyllosticta osteospora** Sacc., Syll. III ³⁴, All. VI ⁴⁴.

Rhamnus cathartica. J. Horsens!; F. Skaarup (2/10 80).

2022. **Phyllosticta Haynaldii** Roum. & Sacc., Syll. III ²⁵, All. VI ⁴⁹.

Ilex aquifolium. S. København (June 03 Th. Leth).

THIS PAGE IS LOCKED TO FREE MEMBERS

Purchase full membership to immediately unlock this page

Know Your Bible

Forgotten Books' Full Membership provides unlimited access to more than 28,000 volumes of Christian literature for \$8.99/month

**HOLY
BIBLE**

Continue

*Fair use policy applies

2037. **Phyllosticta mespili** Sacc., Syll. III ⁵, All. VI ⁵⁸.
Mespilus germanica. S. København (! ^{2/11} 07).
2038. **Phyllosticta cytisi** Desm., Syll. III ¹⁰, All. VI ³⁷, R 02 a ⁵⁶².
Cytisus laburnum. J. Horsens!; S. Lillerød, Lyngby (K. H.), København.
2039. **Phyllosticta coniothyrioides** Sacc., Syll. X ¹⁰⁴, All. VI ³⁷.
Cytisus alpinum. S. København. *Cytisus laburnum*. J. Viborg!, Nørholm;
S. Holte!, København.
2040. **Phyllosticta eucalypti** Thümen, Syll. III ⁹, All. VI ⁴⁰, R
02 a ⁵⁶².
Eucalyptus giganteus (hosp. nov.). S. Landbohøjskolens Have.
2041. **Phyllosticta aucubicola** Sacc., Syll. III ³⁰, All. VI ²².
Aucuba japonica. S. Landbohøjskolens Have.
2042. **Phyllosticta leucostigma** (de C.) All. VI ⁴⁷, Syn: *Phoma*
leuc. Sacc., Syll. III ¹⁰⁵.
Sporidiis oblonge-ovatis, 14—23 μ \times 4—5 μ .
Hedera helix. J. Horsens (^{16/4} 02!); S. Tystofte.
2043. **Phyllosticta hedericola** Dur. & Mont., Syll. III ²⁰, All. VI ⁴⁵,
R 02 a ⁵⁶².
Hedera helix. Very common.
2044. **Phyllosticta eryngii** Sydow, Syll. XVI ⁸³⁶, All. VII ⁷⁶⁴.
Eryngium maritimum. F. Aahuse.
2045. **Phyllosticta cicutae** (v. Höhnel) Lind 07 c ²⁷⁵, Syn: *Placo-*
sphaeria cic. v. Höhnel 06 a ⁶⁶⁷, *Sphaeria cic.* Lasch nom. nudum 185†.
Cicuta virosa. J. Viborg (^{11/10} 04! Exs. Vgr. no 1339).
2046. **Phyllosticta leucothoës** Ellis, Syll. X ¹¹⁶, R 02 a ⁵⁶².
Leucothoë axillaris (hosp. nov.). S. Forsthaven (new for Europe).
2047. **Phyllosticta primulicola** Desm., Syll. III ⁵⁶, All. VI ¹⁴².
Primula veris cult. J. Skive (^{2/10} 00!).
2048. **Phyllosticta dulcamarae** Sacc., Syll. III ⁴⁹, All. VI ¹⁴⁸.
Solanum dulcamara. J. Gadholt (^{10/7} 03!).
2049. **Phyllosticta scrophulariae** Sacc., Syll. III ⁴⁶, All. VI ¹⁴⁶.
Scrophularia nodosa. S. Lyngby (K. H.).
2050. **Phyllosticta verbenae** Sacc., Syll. III ⁴⁷, All. VI ¹⁵⁴.
Verbena officinalis. L. Vesterborg.
2051. **Phyllosticta syringae** West., Syll. III ²², All. VI ⁹⁰, R 97 a
& 02 a ⁵⁶².

Syringa vulgaris. Common. Aug.—Nov. *Syringa oblata* & *fositra*. S. København.

2052. **Phyllosticta ligustri** Sacc., Syll. III ²¹, All. VI ⁵².

Ligustrum vulgare (^{20/10} 01!).

2053. **Phyllosticta forsythiae** Sacc., Syll. III ²⁷, All. VI ⁴³, R 02 a ⁵⁶².

Forsythia. S. Lyngby (K. H.).

2054. **Phyllosticta auriculata** Kalchbr. & Cooke, Syll. III ²⁹, R 02 a ⁵⁶².

Buddleja globosa. S. Landbohøjskolens Have.

2055. **Phyllosticta nerii** West., Syll. III ²⁶, All. VI ⁶⁰, R 02 a ⁵⁶².

Nerium oleander. S. Haveselskabets Have.

2056. **Phyllosticta vincetoxici** Sacc., Syll. III ⁵², All. VI ¹¹⁵.

Cynanchum vincetoxicum. F. Skaarup.

2057. **Phyllosticta vulgaris** Desm., Syll. III ¹⁸, All. VI ⁴³.

Lonicera xylosteum. S. Boserup (^{16/9} 93 O. R.). *Lonicera periclymenum*. J. Krabbesholm!; L. Hardenberg.

2058. **Phyllosticta symphoricarpi** West., Syll. III ¹⁹, All. VI ⁹⁰, R 02 a ⁵⁶².

Symphoricarpus racemosus. F. Bogense (Exc. ^{3/8} 95); L. Stensgaard.

2059. **Phyllosticta weigeliae** Sacc. & Speg., Syll. III ¹⁹, All. VI ⁹⁰, R 02 a ⁵⁶².

Weigelia rosea. J. Viborg. August.

2060. **Phyllosticta opuli** Sacc., Syll. III ¹⁶, All. VI ⁹⁵.

Viburnum opulus. J. Fredrikshavn!; Møen Klinteskoven.

2061. **Phyllosticta viburni** Passerini, Syll. X ¹¹³, All. VI ⁹⁵, R 02 a ⁵⁶²,

Viburnum tinus. J. Ribe (^{26/8} 90 A. Simonsen see R 90 g "Phyll. tineae").

2062. **Phyllosticta farfarae** Sacc., Syll. III ⁴⁵, All. VI ¹⁵³.

Tussilago farfarus. S. Lyngby (K. H.).

2063. **Phyllosticta petasitidis** Ell. & Ev. f. *Petasitidis officinalis* Allescher, Syll. X ¹²⁹, All. VI ¹³⁶.

Petasites officinalis. J. Viborg Sø (! ^{12/10} 05 Exs. Kabat & Bubak no 603).

Phoma.

Phoma is rather a common name of the conidial stages of various genera of Sphaeriales etc. It will be necessary to divide this large formgenus into many small ones as soon as it is better elucidated how

the life-cycles of the separate species are formed. Here I shall state the cycles of development of a few of the better known species; I must, however, observe that only a few of them have been the object of cultural experiments.

Phoma Fuckelii	corresp. to	Nitschkia cupularis (see Saccardo).
— cyclospora	—	Physalospora minutula (see Sacc.).
— Berkeleyi	—	Phomatospora Berkeleyi (see Sacc.).
— uvicola	—	Guignardia Bidwelli (see Jaczewsky).
— reniformis	—	— baccae (see Jaczewsky).
— melaena	—	Ascospora melaena.
— anigozanthi	—	Mycosphaerella millepunctata (see F. Tassi).
— betae	—	— tabifica (see Prillieux).
— nebulosa	—	— nebulosa.
— marina	—	Didymosphaeria marina (see L. K. R. 06).
— crepini	—	Leptosphaeria lycopodina (see K. 90 ⁵⁷).
— tiliae	—	— vagabunda.
— Grovei	—	— rubella (see All. VI ²⁷⁷).
— doliolum	—	— doliolum.
— acuta	—	— conformis.
— petiolorum	—	Pleospora petiolorum (see Fuckel).
— penicillatum	—	— penicillus (see Fuckel).

2064. **Phoma marina** nom. nov.

The conidial stage of *Didymosphaeria marina*, described by L. Kolde-
rup Rosenvinge (06). Peritheciis globosis vel lentiformibus, 156—175 μ
 \times 88—100 μ ; conidiis bacillaribus, hyalinis, 4 μ \times 1 μ , basidiis arcte
coarctatis insidentibus.

In the thallus of *Chondrus crispus* associated with *Didymosphaeria marina*.

2065. **Phoma equiseti** Desm., Syll. III¹⁶⁸, All. VI³⁴¹.

Equisetum fluviatile. J. Boller!; S. Slangstrup!, Sjælsø (O. R.), Søndersø,
Dronninggaard, Gammelose (R 06 cc³⁵⁷). *Equisetum palustre*. F. Tange Aa.
Equisetum hiemale. Møens Klint.

2066. **Phoma hysterella** Sacc., Syll. III¹⁰², All. VI²⁵⁴.

Taxus baccata. S. Forsthaven.

2067. **Phoma juniperi** (Desm.) Sacc., Syll. III¹⁰¹, All. VI²¹⁸.

Juniperus sabina (hosp. nov.). S. Haveselskabets Have.

2068. **Phoma Libertiana** Speg. & Roum., Syll. III⁷³, All. VI¹⁹³.

Juniperus communis. J. Moskov. *Cedrus Deodora*. S. Gjorslev (Gad), Hol-
steinborg (Oppermann). *Pinus strobus*. S. Geelskov, Gammelose. *Pinus mon-*
tana. J. Tvorup Klit, Viborg Plantage. *Pinus silvestris*. J. Stendalsgaard.

THIS PAGE IS LOCKED TO FREE MEMBERS
Purchase full membership to immediately unlock this page



Never be without a book!

Forgotten Books Full Membership gives universal access to 797,885 books from our apps and website, across all your devices: tablet, phone, e-reader, laptop and desktop computer

A library in your pocket for \$8.99/month

Continue

*Fair usage policy applies

2081. **Phoma ammophila** Dur. & Mont., Syll. III¹⁶⁶ & X¹⁸⁶.
Calamagrostis arenaria. S. Hundested, July.
2082. **Phoma elymi** Rostrup 99 a²⁷⁶, Syll. XVI⁸⁷⁸, Syn: *Phyllosticta elymi* All. VII⁷⁶³.
Peritheciis sparsis, fuscis, 120 μ diam.; conidiis numerosis, ellipsoideis 6—7 \times 5 μ hyalinis vel dilute chlorinis; parietibus peritheciae membranaceis, dilute fuscis, circa ostiola atris (R).
On dead leaves of *Hordeum arenarium*. J. Skagen (E. W.); S. Tisvilde (29/6 98).
2083. **Phoma typhae** Pass., Syll. X¹⁸⁴, Syn: *Phyllosticta typhae* All. VI¹⁶⁶.
Typha angustifolia. Lang. Vestergaard; L. Rødby (15/6 06).
2084. **Phoma alliicola** Sacc., Syll. III¹⁵⁷, All. VI³³³.
On dead stems of *Allium vineale*. L. Bredfjord (30/6 78). *Allium scorodoprasum*. J. Horsens Fjord!.
2085. **Phoma asparagi** Sacc., Syll. III¹⁶², All. VI³³³.
Asparagus officinalis, common, Sept.—Nov.
2086. **Phoma polygonatea** Sacc., Syll. III¹⁶¹, All. VI³³⁵.
On dead stems of *Orchis maculata*. J. Tamdrup (20/4 02!).
2087. **Phoma corrientina** Speg., Syll. III¹⁶³.
Oncidium papilio major. S. København (Magius. New for Europe).
2088. **Phoma herbarum** West., Syll. III¹³³, All. VI³²⁹.
Very common, all the year round. Recorded on dead stems of many different herbaceous plants, viz. *Polygonum*, *Cannabis*, *Alchimilla*, *Rubus*, *Medicago*, *Lupinus*, *Heracleum*, *Origanum*, *Galium*, *Artemisia*, *Hieracium*, *Solidago*.
2089. **Phoma acervalis** Sacc., Syll. III⁹⁷, All. VI²⁴⁴.
Salix viminalis. S. Lersøen.
2090. **Phoma salicis** Sacc., Syll. III⁹⁷, All. VI²⁴⁴.
Salix alba. J. Utoft Plantage. *Salix hippophaëfolia*, F. (22/2 04 Holst).
2091. **Phoma salicina** West., Syll. III⁹⁷, All. VI²⁴⁵.
On dead twigs of *Salix daphnoides*. J. Brædstrup (W. Mark); S. Gammel-mose. *Salix aurita*. J. Silkeborg.
2092. **Phoma corticicola** Preuss, Syll. III⁹⁸, All. VI¹⁸¹.
Betula verrucosa. S. Sorø (Thomsen).
2093. **Phoma oppilata** (Fries) Sacc., Syll. III⁹⁸, All. VI¹⁸², Syn: *Sphaeria opp.* Fries S. M. II⁴⁹³.
On dead twigs of *Betula verrucosa*. F. Langesø (C. V. Prytz).

2094. **Phoma faginea** Rostrup 02 a ⁵⁶⁹.
On the young stems of *Fagus silvatica* in the nurseries, producing at first small dark, sunken spots, but eventually girdling and killing the plants. The pycnides appear most abundantly upon the surface of the spots. The conidia are hyaline, ovate, $8-10 \mu \times 3-4 \mu$.
J. Borridsø (Moldenhaver); S. Jægersborg, Svendstrup Magleskov (Muus), Sorø Sønderskov; B. Almindingen.
2095. **Phoma myricae** Karsten, Syll. X ¹⁵⁵, All. VI ²²⁶.
On dead twigs of *Myrica gale*. S. Bromme Plantage (^{6/10} 01).
2096. **Phoma acuta** Fuckel, Syll. III ¹³³, All. VI ³²⁶.
On dead stems of *Urtica dioeca*. J. Skive (^{13/5} 01!).
2097. **Phoma urticae** Schulzer & Sacc., Syll. III ¹⁴⁰, All. VI ³²⁶.
On dead stems of *Urtica dioeca*. S. Lyngby Mose (O. R.).
2098. **Phoma nebulosa** (Fries) Berk., Syll. III ¹³⁵, All. VI ³⁰⁴, Syn: *Sphaeropsis neb.* Fries S. M. II ⁴³⁰.
On dead stems of *Urtica dioeca*. J. Stensballegaard (^{5/4} 02!). *Pastinaca vulgaris*. S. Holte. *Daucus carota*. L. Abed. *Solanum tuberosum*. S. København.
2099. **Phoma exigua** Desm., Syll. III ¹³⁴, Syll. VI ³⁰².
Fagopyrum rotundatum. S. Lyngby (K. H.).
2100. **Phoma punctiformis** Desm., Syll. III ¹⁴⁵, Syn: *Phyllosticta punct.* All. VI ¹²⁹.
On dead leaves of *Lychnis chalcidonica*. S. Lyngby (K. H.).
2101. **Phoma atriplicina** West., Syll. III ¹⁴⁰, All. VI ²⁷⁰.
Atriplex hastata. F. Tiselholt.
2102. **Phoma betae** Frank, Syn: *Phoma betae* Rostrup Syll. XI ⁴⁹², *Phyllosticta tabifica* Prill., All. VI ¹⁰⁵, *Phoma tabif.* Prill. & Delacr., Syll. X ¹⁸⁰, *Phoma sphaerosperma* Rostrup 89 j ⁷⁴⁶ not Karsten, Hedwigia 85 ⁷⁴ nec. Fuckel, *Phoma-Rodbrand* M. L. M. 11 a, Lit: R 93 d ¹¹⁷, 94 c ³²², 02 a ⁵⁶⁶.
Beta sativa, common.
2103. **Phoma effusa** Rob., Syll. VI ¹⁴⁴, Syn: *Phyllosticta eff.* All. VI ¹²⁵.
On dead leaves of *Helleborus*. S. Vilvorde. October.
2104. **Phoma ranunculacearum** Desm.
On dead leaves of *Ranunculus lingua*. J. Rindsholm!; S. Gammellose (R 06 cc ³⁵⁷).
2105. **Phoma clematidis** Sacc., Syll. III ¹¹⁸, All. VI ²⁸¹.
On dead twigs of *Clematis vitalba*. J. Skive (^{11/5} 01!).

2106. **Phoma Thümenii** Passerini, Syll. X¹⁴¹, All. VI²²³.
Liriodendron tulipifera. S. Landbohøjskolens Have.
2107. **Phoma laurella** Sacc., Syll. III⁸², All. VI²¹⁹.
Laurus nobilis. S. Brede (28/7 86 J. Hansen see R 86 h¹⁴⁴ & O2 a⁵⁶⁹).
2108. **Phoma rhoeadis** Brunaud, Syll. XI⁴⁸⁷, All. VI³¹¹.
Papaver dubium. J. Dvergetved (V. S.).
2109. **Phoma brassicae** (Thümen) Sacc., Syll. III¹¹⁹, All. VI²⁷³.
On decayed stems of *Brassica oleracea*. S. Lyngby (L. K. R.).
2110. **Phoma napobrassicae** Rostrup 92 b³³⁰, 93 d¹¹⁶, 94 c³²²,
Syll. XI⁴⁸⁸, All. VI²⁷⁴, Lit: W. Carruthers 04, Potter 00, Hagem 12,
R O2 a⁵⁶⁹, M. L. M. 10 a³³³.
Brassica oleracea f. *napobrassica*. J. (M. L. M.); F. Næsgaard (27/10 91 la
Cour).
2111. **Phoma malvacearum** West., Syll. III¹²², All. VI²⁶³.
Malva alcea. S. Faarevejle. July.
2112. **Phoma picea** (Fries) Sacc., Syll. III¹⁴⁰, All. VI²⁶⁹, Syn:
Sphaeropsis picea Fries S. V.⁴¹⁹, *Phomopsis picea* v. Höhnel.
On dead stems of *Hypericum hirsutum*. Møens Lilleklint.
2113. **Phoma phacidioides** Sacc., Syll. III¹⁰⁶, Syn: *Phyllosticta*
phac. All. VI²⁵.
On dead leaves of *Buxus sempervirens*. S. Forsthaven May.
2114. **Phoma lirelloides** Sacc. & Penz., Syll. III⁷², All. VI²⁰⁹.
Evonymus japonica. S. København. May.
2115. **Phoma ilicicola** (Cooke & Ellis) Sacc., Syll. III¹⁰⁶.
Peritheciis atris, ostiolis candidis, sporidiis ovatis, 10–14 μ \times 7–8 μ .
On leaves of *Ilex aquifolium*. S. Landbohøjskolens Have (15/5 95).
2116. **Phoma Cookei** Pirotta, Syll. III⁸⁰, All. VI²⁵⁹.
On twigs of *Vitis vinifera*. S. København.
2117. **Phoma baccae** Catt., Syll. III¹⁴⁹.
On the fruit of *Vitis vinifera*. S. Næsbyholm (Sept. 89).
2118. **Phoma ribicola** (Fries) Sacc., Syll. III¹⁷, Syn: *Sphaeria rib.*
Fries S. M. II⁵³⁰, *Phyllosticta rib.* All. VI⁸².
On dead leaves of *Ribes nigrum*. Falst. Stubbekøbing (21/7 01).
2119. **Phoma spuria** Vestergren, Syll. XIV⁸⁷⁴, All. VII⁸¹⁹.
On stems of *Potentilla argentea*. J. Horsens (20/4 02!).

THIS PAGE IS LOCKED TO FREE MEMBERS

Purchase full membership to immediately unlock this page

Know Your Bible

Forgotten Books' Full Membership provides unlimited access to more than 28,000 volumes of Christian literature for \$8.99/month

**HOLY
BIBLE**

Continue

*Fair use policy applies

2136. **Phoma caulographa** Dur. & Mont., Syll. III ¹²⁶, All. VI ²⁸⁰. Sporidiis oblonge-lanceolatis, hyalinis, parum curvatis, $12 \mu \times 3 \mu$, 2-guttulatis.

Conium maculatum. S. Billesborg Strand (7/10 94).

2137. **Phoma anethi** (Fries) Sacc., Syll. III ¹²⁵, All. VI ²⁶⁵, Syn: *Sphaeria an.* Pers., Fries S. M. II ⁴²⁹.

Anethum graveolens. F. Skaarup.

2138. **Phoma complanata** (Fries) Desm., Syll. III ¹²⁶, All. VI ^{266—317}, Flad Støvkgule (H. 37 ⁸⁷⁰).

On dead stems of *Angelica silvestris*. J. Bangsbo!, Flade!, Krabbesholm!; F. Holmdrup; S. Dronninggaard. *Alectorolophus major*. F. Holmdrup (22/7 83 C. J. Johanson).

2139. **Phoma Rostrupii** Sacc., Syll. XI ⁴⁹⁰, All. VI ²⁸⁷, Syn: *Phoma sanguinolenta* Rostrup 88 a ³⁸⁴, not *Phoma sang.* Grove 85, Syll. X ¹⁶⁸, Gulerodsvamp (R 93 d c. icon.), Lit: R 89 j ⁷⁴⁶, 90 l ⁵⁷⁴, 94 b c. icon., 94 e ⁵⁹⁹ c. icon., 96 a c. icon., 02 a. c. icon., 06 a ¹⁰¹, Henning 95, Lind & Ravn 10 ⁷⁵.

The disease first makes itself evident as a small, brown, sunken, decayed spot on the root. This spot increases in extent until the whole root is infested. In the pit a diseased carrot will infect all the neighbouring carrots. The second year the fungus also attacks the stems and produces an abundance of the typically phoma-conidia. These conidia are discharged in long, twisted, blood-red cirrhi.

Common and very noxious on cultivated *Daucus carota*, found for the first time at Fredrikssund 1887. Out of Denmark only recorded from Schleswig and the Island Als.

2140. **Phoma leptidea** (Fries) Sacc., Syll. III ¹¹¹, Syn: *Sphaeria lept.* Fries S. M. II ⁵²², *Phyllosticta lept.* All. VI ⁹⁴.

Vaccinium vitis idaea. S. Hornbæk Plantage. July.

2141. **Phoma rhodorae** Cooke, Syll. X ¹⁴⁸.

Peritheciis epiphyllis, sparsis, atro-nitidis, gregariis, imersis, epidermide initio tectis, eadem demum stellatim rupta cinctis, apice poro pertusis; sporulis ovato-oblongis, hyalinis $5 \mu \times 2 \mu$ eguttulatis. Hab in foliis emortuis languescentibus vel semi-emortuis.

Rhododendron sp. S. Charlottenlund (7/5 94). *Rhododendron Catewbiense*. Lang. Tranekær (8/4 00).

2142. **Phoma Debeauxii** Roum., Syll. III ¹²⁶, see tab. VI figg. 76 & 77.

On peduncles, floral leaves and calyx of *Statice sp. cult.* Falst. Stubbe-købing (26/7 92 Olavia Rostrup, new for Europe).

2143. **Phoma tamarisci** (Mont.) Sacc., Syll. III ⁹⁴. All. VI ²⁵³.

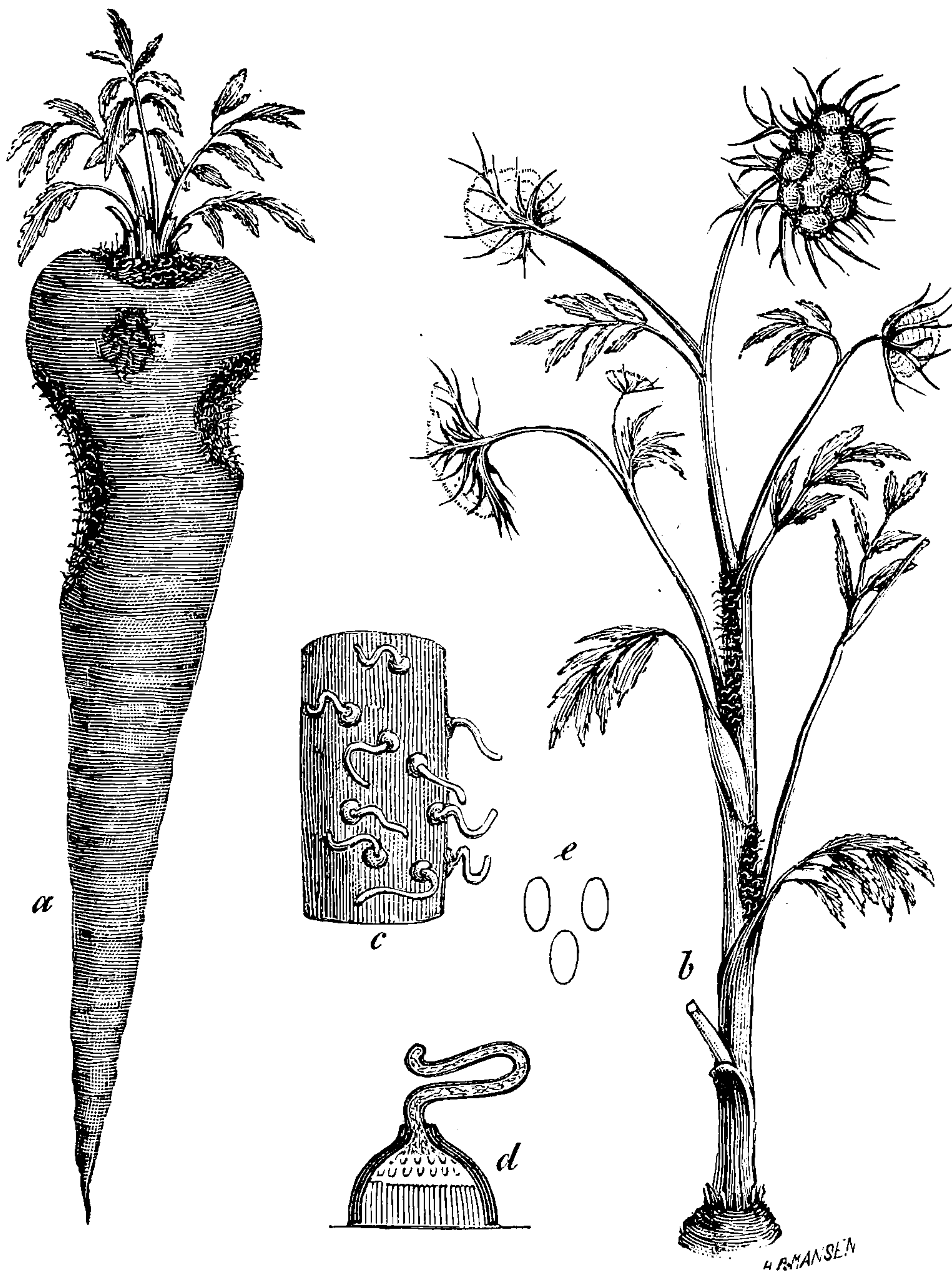


Fig. 31. *Phoma Rostrupii*.

a. Root of *Daucus* with pycnidia. b. Stem with pycnidia. c. Part of the same, enlarged. d. Cross-section of a pycnidium. e. Spores $\frac{800}{T}$. From R 02 a.

Tamarix decandra and *Myricaria germanica*. S. Landbohøjskolens Have, Sept.—Nov.

2144. *Phoma polemonii* Cooke, Syll. X¹⁷⁴, All. VI³¹⁴.

On dead stems of *Polemonium coeruleum*. S. Landbohøjskolens Have.

2145. *Phoma silvatica* Sacc., Syll. III¹²⁸, All. VI³⁰⁶.

Melampyrum pratense. J. Skovgaard!, Rindsholm (26/6 06!).

2146. *Phoma sceptri* Karsten, Syll. III¹²⁹.

On dead stems of *Pedicularis palustris*. J. Gaardbogaard (August O. R.).

2147. **Phoma fraxinea** Sacc., Syll. III⁸¹, All. VI²¹¹.

In the bark of *Fraxinus excelsior*, associated with *Rhabdospora fraxini* Pass. S. Gjorsløv (28/11 06 Anthon), Vordingborg!.

2148. **Phoma samararum** Desm., Syll. III¹⁵³. All. VI²¹³.

Common on the fruit of *Fraxinus excelsior*, recorded from S. Dyrehaven (March 03 O. R.), Botanisk Have (F. & W. 07²⁵⁶), Landbohøjskolens Have.

2149. **Phoma dipsaci** Cooke, Syll. X¹⁷⁰, All. VI²⁸⁹.

Dipsacus silvestris. S. Landbohøjskolens Have.

2150. **Phoma ornithophila** Bom. Rous. Sacc.

On bird's-feather. S. Tokkekøb Hegn, Ravnholt (October. O. R.).

2151. **Phoma ossicola** Rostrup 97 m⁴⁸, Syll. XIV⁸⁸⁹, All. VII⁸⁰⁹.

Perithecia sparsa vel subgregaria, erumpentia, lenticularia, papillata; sporae oblongatae, longit. 10—12 μ , crassit. 3—4 μ , hyalinae, biguttulatae.

On the bones of a pike, *Esox lucius*. S. Furesø (15/9 95).

Macrophoma.

2152. **Macrophoma taxi** (Berk.) Sacc., Syll. X¹⁹⁴, All. VI³⁷⁵, Syn: *Phoma taxi* (Berk.) Sacc., Syll. III¹⁰².

Taxus baccata. J. Munkebjerg; F. Hofmansgave; S. Fredriksdal; B. Egeby (Bergsted).

2153. **Macrophoma strobi** (Berk. & Br.) Berl. & Vogl., Syll. X²⁰², All. VI³⁷¹, Syn: *Cylindrophoma strobi* Sacc., Syll. III¹⁰¹.

On leaves of *Pinus strobus*. F. Skaarup; S. Charlottenlund.

2154. **Macrophoma caricis** (Fries) Berl. & Vogl., All. VI³⁶⁰, Syn: *Phoma caricis* Sacc., Syll. III¹⁶⁴.

Carex arenaria. J. Bulbjerg.

2155. **Macrophoma pandani** (Lév.) Berl. & Vogl., Syll. X¹⁹⁷, Syn: *Phoma pand.* Sacc., Syll. III¹⁵⁷.

On leaves of *Pandanus utilis*. S. Botanisk Have.

2156. **Macrophoma Scheidweileri** (West.) Berl. & Vogl., Syll. X¹⁸⁹, All. VI³⁷⁶.

Tilia europaea. S. Jægerspris. June.

2157. **Macrophoma Candollei** (B. & Br.) Berl. & Vogl., Syll. X¹⁹⁴, All. VI³⁵⁸, Syn: *Sphaeropsis Candollei* Berk. & Br., *Sphaeria buxi* de C. Fl. Fr. VI¹⁴⁶, *Septoria phacidioides* Desm., Syll. III⁴⁹⁹, All. VI⁷⁴⁶.

Sporidiis ovatis, hyalinis, 26—36 μ \times 8—10 μ .

On leaves of *Buxus sempervirens*. J. Viborg (1884 Gad); S. Lyngby!.

THIS PAGE IS LOCKED TO FREE MEMBERS
Purchase full membership to immediately unlock this page



Never be without a book!

Forgotten Books Full Membership gives universal access to 797,885 books from our apps and website, across all your devices: tablet, phone, e-reader, laptop and desktop computer

A library in your pocket for \$8.99/month

Continue

*Fair usage policy applies

2167. **Phomopsis cinerascens** (Sacc.) Diedicke 11, Syn: Phoma cin. Sacc., Syll. III⁹⁶, All. VI²¹⁰.

Ficus elastica. S. Botanisk Have (L. K. R.).

2168. **Phomopsis Durandiana** (Sacc. & Roum.)!, Syn: Phoma Dur. Sacc. & Roum, Syll. III¹⁴⁰, All. VI³¹⁸.

Surely corresponding to *Diaporthe maculosa* Sacc. & Spieg.

On stems of *Rumex*. J. Sparkær Mosel.

2169. **Phomopsis detrusa** (Sacc.) Diedicke 11, Syn: Phoma det. Sacc. Syll. III⁷², All. VI¹⁸¹.

Berberis vulgaris. F. Skaarup.

2170. **Phomopsis Tulasnei** (Sacc.) v. Höhnel, Syn: Myxosporium Tul. Sacc., Syll. III⁷²³, All. VII⁵¹¹, *Septomyxa negundinis*, All. VII⁶¹¹, Syll. XIV¹⁰²⁰, *Myxosporium Sphaethianum* All. VII⁵¹¹, Syll. XIV¹⁰¹⁴.

Acer pseudoplatanus. J. Viborg!; F. Brændeskov (H. Sehested), Faaborg (J. J. Hansen); S. Ermelunden, København. *Acer negundo*. J. Viborg!

2171. **Phomopsis notha** (Sacc.)!, Syn: *Rhabdospora notha* Sacc., Syll. III⁵⁸³, All. VI⁸⁸⁶.

Acer pseudoplatanus. S. København. *Acer campestre*. L. Stensgaard (July 81).

2172. **Phomopsis Lebiseyi** (Sacc.)!, Syn: Phoma Leb. Sacc., Syll. III⁹¹, All. VI¹⁷³ & ³⁴⁹.

Acer negundo. F. Skaarup, S. Helene Kilde.

2173. **Phomopsis pustulata** (Sacc.) Diedicke, Syn: Phoma pust. Sacc., Syll. III⁹¹, All. VI¹⁷².

Acer pseudoplatanus. S. Helene Kilde.

2174. **Phomopsis aesculi** (Sacc.)!, Syn: *Septomyxa aesc.* Sacc. Syll. III⁷⁶⁶, All. VII⁶¹².

Found associated with, and surely corresponding to *Diaporthe aesculicola* (Cooke) Berl. & Vogl. on branches of *Aesculus hippocastanum*. J. Skive (12/11 1905!).

2175. **Phomopsis foveolaris** (Fries) Trav., Syn: Phoma fov. Sacc., Syll. III⁷², All. VI²⁰⁹, *Sphaeria fov.* Fries S. M. II⁴⁹⁹.

Evonymus europaeus. S. Hornbæk. July.

2176. **Phomopsis ambigua** (Nke.)!, Syn: Phoma amb. Sacc., Syll. III⁷⁵, All. VI²³¹, R 02 a⁵⁶⁹.

Pirus communis. S. Landbohøjskolens Have.

2177. **Phomopsis leptostromiforme** (Kühn) Bubak Exsicc. no 660. Syn: *Cryptosporium lept.* Kühn 80¹²¹, R 02 a⁵⁹⁷.

Sporidiis cylindraceis, utrinque rotundatis, hyalinis, rectis, 8—10 μ \times 1,5—2 μ .

Lupinus luteus. S. Lyngby (Nov. 1892 K. H.), København. *Lupinus angustifolius*. S. København.

2178. **Phomopsis sarothamni** (Sacc.) v. Höhnel, Syn: *Phoma sar.* Sacc., Syll. III⁶⁸, All. VI²⁴⁷.

On dead twigs of *Sarothamnus scoparius*. Common.

2179. **Phomopsis rudis** (Sacc.) v. Höhnel, Syn: *Phoma rudis* Sacc., Syll. III⁶⁸, All. VI²⁰³.

Cytisus laburnum. S. Klampenborg. March.

2180. **Phomopsis pseudacaciae** (Sacc.) v. Höhnel, Syn: *Phoma pseud.* Sacc., Syll. III⁶⁹, All. VI²⁴⁰.

Robinia pseudacacia. L. Stensgaard.

2181. **Phomopsis corni** (Fuckel) Trav., Syn: *Phoma corni* Fuckel, Syll. III⁸⁶, All. VI²⁰¹.

Cornus alba. S. Landbohøjskolens Have. Dec.

2182. **Phomopsis eryngiicola** (Brun.) Trav., Syn: *Phoma er.* Brun, Syll. X¹⁷⁶, All. VI²⁹², *Phoma nigrella* P. Magnus, All. VI²⁹².

On the leaves and branches of *Eryngium maritimum*. J. Svinkløv!, Klitmøller; L. Sønderstrand (July 63).

2183. **Phomopsis dulcamarae** (Nke.) Trav., Syn: *Phoma dulc.* (Nke.) Sacc., Syll. III¹²⁷, All. VI³²².

Solanum dulcamara. F. Skaarup (30/7 83).

2184. **Phomopsis subordinaria** (Desm.) Trav., Syn: *Phoma sub.* Desm., Syll. III¹³⁶, All. VI³¹³.

A true parasite. On the stems of *Plantago lanceolata* common. (Exc. Kabat & Bubak). *Plantago media*. S. Helene Kilde, Faarevejle.

2185. **Phomopsis denigrata** (Desm.) Trav., Syn: *Phoma den.* Desm. Syll. III¹³⁰, All. VI²⁷⁵.

Brunella vulgaris. F. Skaarup.

2186. **Phomopsis controversa** (Nke.)!, Syn: *Phoma cont.* (Nke.) Sacc., Syll. III⁸¹, All. VI²¹¹.

Fraxinus excelsior. S. Vemmetofte (5/8 02).

2187. **Phomopsis depressa** (Lév.) Trav., Syn: *Phoma dep.* Sacc., Syll. III⁸², All. VI²⁵¹.

Syringa vulgaris, on dead capsules. J. Skive!; L. Stensgaard.

2188. **Phomopsis sambucella** (Sacc.) Trav., Syn: *Phoma samb.* Sacc., Syll. III⁷¹, All. VI²⁴⁵.

A true parasite, on twigs of *Sambucus racemosa*. S. Charlottenlund.

2189. **Phomopsis achilleae** (Sacc.) v. Höhnelt, Syn: Phoma ach. Sacc., Syll. III ¹²⁴, All. VI ²⁶¹, Rhabdospora ach. Bres., Syll. X ³⁹⁴, All. VI ⁸⁸⁷ c. icon.

It is for the first time described by Nitschke (67 ²⁷¹) as the conidial form of Diaporthe orthoceras.

Achillea millefolium. J. Horsens!; S. Flaskekroen. *Achillea ptarmica*. F. Skaarup. *Matricaria inodora* (hosp. nov.). J. Horsens!. *Cirsium arvense* & *lanceolatum*. J. Tannishus!. *Lappa* sp. S. Fortunen (O. R.).

2190. **Phomopsis arctii** (Lasch)!, Syn: Phoma arctii Sacc., Syll. III ¹²², All. VI ³⁰⁰.

Lappa. S. Husum (O. R.), Flaskekroen.

2191. **Phomopsis albicans** (Desm.) Sydow Mycot. german. no 1012, Syn: Phoma alb. Desm., Syll. III ¹²³, All. VI ²⁸⁰.

Hypochaeris glabra. Fanø (P. N.); F. Skaarup; Falst. Bøtø. *Hypochaeris radiata*. Læsø!; J. Hjørring!; Æbelø; S. Fredrikssund (! Exs. Vgr. no 1544); L. Bredfjord (^{30/7} 78); B. Svaneke (R 06 dd).

Aposphaeria.

The forms of Aposphaeria are usually considered to constitute the lower stages of fructification of different species of Sphaeriaceae so for instance:

Aposphaeria	Brunaudiana	corresp. to	Strickeria obducens (see Jaap 10 b).
—	quercina	—	Mycosphaerella quercina (Jaczewsky).
—	fuscidula	—	Melanomma fuscidulum (Saccardo).
--	leptosphaerioides	—	leptosphaerioides (Passerini).
—	pulviuscula	—	pulviusculum (Saccardo).

2192. **Aposphaeria sequoiae** nov. spec.

Peritheciis minutis, sparsis, subglobosis, superficialibus, atris, 120—160 μ diam., vertice obtusis, pertusis, basi hyphis hyalinis filiformibus cinctis. Sporulis ovoideis, chlorino-hyalinis, eguttulatis 10—13 μ \times 7—8 μ .

In foliis siccis *Sequoiae giganteae*. S. Gjorslev (^{6/5} 03).

2193. **Aposphaeria calathiscus** (Cda.) Sacc., Syll. III ¹⁷¹, All. VI ³⁸⁷ c. icon.

On beech-wood. S. Charlottenlund. Sept.

THIS PAGE IS LOCKED TO FREE MEMBERS

Purchase full membership to immediately unlock this page

Know Your Bible

Forgotten Books' Full Membership provides unlimited access to more than 28,000 volumes of Christian literature for \$8.99/month

**HOLY
BIBLE**

Continue

*Fair use policy applies

Sphaeronema	Fuckelianum	corresp. to	Dothiora	sphaeroides.
—	sorbi	—	—	pyrenophora.
—	lonicerae	—	—	lonicerae.
	—		—	xylostei.
—	microscopica	—		mutila.
—	rhamni	—	—	rhamni.
—	brunneo-viride	—	Dermatea	padi.
—	spurium	—	—	prunastri.
—	polymorphum	—	—	vernica.
—	conicum	—	—	ariae (see Tul. Carp. III ¹⁶⁰).
—	versiforme	—	—	frangulae.
—	pithyum	—	Tympanis	pithya.
—	columnare	—	—	fraxini.
—	spinella	—	—	saligna.

2202. **Sphaeronema microscopicum** Wallr., Syll. III¹⁹⁷, All. VI⁴²⁴.
Daedalea gibbosa. S. Dronninggaard (June 91 O. R.).

2203. **Sphaeronema acrospermum** Fries, Syll. III¹⁹², All. VI⁴²⁸.
On old wood. S. Botanisk Have (Oct. 02).

2204. **Sphaeronema pseudoplatani** nov. spec., see tab. VI fig. 78.
Peritheciis sparsis, minutis, sub epidermide nidulantibus eamque
rostello longo, angusto, flexuoso vel curvo perforantibus, globosis,
atris. Sporulis ellipsoideis, saepe 2-nucleatis, hyalinis 8—9 μ longis, 2—3
 μ crassis; basidiis filiformibus 30 μ longis.

In fallen leaves of *Acer pseudoplatanus*. F. Glorup. Aug. 99.

2205. **Sphaeronema spurium** (Fries) Sacc., Syll. III¹⁸⁶, All. VI⁴³².
Prunus domestica. J. Stensballegaard (1/8 05!). *Prunus spinosa*. S. Bastrup!,
Klampenborg!.

2206. **Sphaeronema sorbi** Sacc., Syll. III¹⁸⁶, All. VI⁴³⁸.
Sorbus aucuparia. J. Lerbæk near Fredrikshavn!; S. Eskemosegaard (June
03 O. R.), Øvrerød!.

2207. **Sphaeronema polymorphum** Awd., Syll. III¹⁸⁵, All. VI⁴³¹.
Prunus triloba. J. Viborg (Gad).

Neottiospora.

2208. **Neottiospora schizochlamys** F. & W. 07²⁵⁵ c. icon.
On dead stems of *Scirpus caespitosus*. J. Borris (F. & W.).

2209. **Neottiospora caricum** Desm., Syll. III²¹⁶, All. VI⁴⁴⁴.
Carex maxima. J. Munkebjerg.

Chaetophoma.

2210. **Chaetophoma ilicifolia** Cooke, Syll. III¹⁹⁹.
Ilex aquifolium. S. Landbohøjskolens Have (²⁰/₃ 96).

Asteroma.

Lit: Dedicke 11 b.

2211. **Asteroma pseudacori** All. VI⁴⁶⁶.
Iris pseudacorus. S. Ermelunden (O. R.).
2212. **Asteroma salicis** Rob. & Desm., Syll. III²⁰⁸, All. VI⁴⁷⁴.
Salix cinerea (hosp. nov.). S. København. *Salix cinerea* × *viminalis* (hosp. nov.). S. Birkerød.
2213. **Asteroma capreae** Desm., Syll. III²⁰⁸, All. VI⁴⁷⁴.
Salix nigricans (hosp. nov.). S. Søndersø (⁶/₁₀ 89 see R 92 g⁷⁶).
2214. **Asteroma ulmi** Klotzsch, Syll. III²⁰⁹, All. VI⁴⁷⁸.
Ulmus montana. S. Arresødal (R 92 g⁷⁶); B. Helligdommen (Neger 06).
2215. **Asteroma liriodendri** Cooke, Syll. III²⁰³, R 02 a⁵⁷⁷.
Liriodendron tulipifera. J. Stendalsgaard; F. Glorup: S. Botanisk Have, Landbohøjskolens Have.
2216. **Asteroma latebrarum** Groggn., Syll. III²¹², All. VI⁴⁸⁰.
Viola palustris (hosp. nov.). S. Gammelmosen (R 06 cc).
2217. **Asteroma vagans** Desm., Syll. III²⁰⁴, All. VI⁴⁷².
Syringa vulgaris. F. Skaarup (²⁰/₁₀ 76).
2218. **Asteroma cacaliae** Desm., Syll. III²¹¹, All. VI⁴⁵².
Petasites spuria. Møen Busum Strand (abundantly see R 05 b³¹²).

Cicinnobolus.

2219. **Cicinnobolus Cesatii** de By., Syll. III²¹⁶, All. VI⁴⁸¹ c. icon.
Parasitical on *Erysiphaceae* upon the leaves of *Vitis vinifera*, *Plantago maritima*, *Viburnum lantana*, *Hyoscyamus niger*.

Vermicularia.

Fries already expresses his doubt about the proper systematical place of this genus. v. Höhnel (11 a⁴²²) removes it from the Sphaeropsidales and places it among Tubercularieae-Dematieae. As the classification of the Fungi imperfecti is, after all, quite provisional as long as the true correspondence between the separate species of conidial-forms and the corresponding ascomycetes is unknown, I shall leave this formgenus where it has hitherto been placed.

2220. **Vermicularia caricis** Brunaud, Syll. XI ⁵⁰⁴, All. VI ⁴⁹⁸.
Carex flava. Fænø. August.
2221. **Vermicularia relicina** Fries, Syll. III ²³⁴, All. VI ⁵⁰³ c. icon.
Aira flexuosa. B. Almindingen. *Cynosurus cristatus*. Pænø. July.
2222. **Vermicularia graminicola** West., Syll. III ²³⁵, All. VI ⁵⁰⁸.
Avena pratensis. S. Rørvig. *Anthoxanthum odoratum*. S. Tisvilde. *Calamagrostis epigejos*. J. Utoft *Plantage*. *Koeleria cristata*. J. Skørping.
2223. **Vermicularia affinis** Sacc. & Briand, Syll. X ²²⁷, All. VI ⁵⁰⁵.
Calamagrostis epigejos. Møen Maglevandsfaldet (^{12/6} 09!).
2224. **Vermicularia schoenoprasi** Awd., Syll. III ²³³, All. VI ⁴⁹⁴.
Allium frustulosum. S. Landbohøjskolens Have.
2225. **Vermicularia liliacearum** West., Syll. III ²³³, All. VI ⁵⁰⁶.
Majanthemum bifolium. J. Løgstrup (^{26/5} 03!).
2226. **Vermicularia herbarum** West, Syll. III ²²⁶, All. VI ⁵⁰².
Dianthus superbus. S. Flaskekroen; Møen Ulfshale. *Dianthus* sp. S. Charlottenlund (O. R.), Landbohøjskolens Have.
2227. **Vermicularia polytricha** Cooke, Syll. III ²²⁶.
Onobrychis sativa. Møen. Stengaarden. June.
2228. **Vermicularia dematium** Fries, Syll. III ²²⁵, All. VI ⁴⁹⁵,
Stivhaaret Støvkugle (H. 37 ⁸⁶⁹).
- Common, on dead leaves and stems of many species of plants, May–September. Recorded on *Urtica dioeca*, *Berteroa incana*, *Brassica napus*, *Malva moschata*, *Euphorbia dulcis*, *Myrrhis odorata*, *Anthriscus silvester*, *Heracleum sphondylium*, *Laserpitium latifolium*, *Monotropa hypopitys*, *Centaurea montana*.

Dothiorella.

The formgenus *Dothiorella* is very close connected with *Sphaeromena* and like this formgenus a mixture of the conidial forms of different ascomycetous genera, especially of *Tympanis*, *Botryosphaeria*, *Dothiora* and *Otthia* viz:

<i>Dothiorella stromatica</i>		corresp. to	<i>Tympanis conspersa</i> (v. Höhnel 06 a ⁶⁷⁵).
—	<i>inversa</i>	—	— <i>alnea</i> (v. Höhnel 06 a ⁶⁷⁵).
—	<i>Tulasnei</i>	—	<i>Chlorosplenium aeruginosum</i> (v. Höhnel 11 a ⁴⁶³).
—	<i>pinastri</i>	—	<i>Phacidium lacerum</i> .
—	<i>latitans</i>	—	— <i>vaccinii</i> (Rehm III ⁶⁹ , Vleugel 11 ³³⁹).

THIS PAGE IS LOCKED TO FREE MEMBERS
Purchase full membership to immediately unlock this page



Never be without a book!

Forgotten Books Full Membership gives universal access to 797,885 books from our apps and website, across all your devices: tablet, phone, e-reader, laptop and desktop computer

A library in your pocket for \$8.99/month

Continue

*Fair usage policy applies

2234. **Dothiorella stromatica** (Preuss) Sacc., Syll. III ²³⁷, All. VI ⁵²⁶, Syn: *Dot. multiplex* (Preuss) Sacc., Syll. III ²³⁷, All. VI ⁵²⁹, Syn: *Dot. caespitosa* (Preuss) Sacc., Syll. III ²³⁸, All. VI ⁵²⁹.

Sorbus aucuparia. S. Svenstrup (²³/₆ 89).

2235. **Dothiorella latitans** (Fries) Sacc., Syll. III ²⁴¹, All. VI ⁵³¹, Syn: *Phyllachora lat.* Sacc., Syll. III ⁶⁰.

Sporidiis curvatis, hyalinis, 12–14 μ \times 2–3,5 μ , 1-sept., basidiis ramosis.

Vaccinium vitis idaea. J. Mariager!, Viborg!, Borris (F. & W. 08); S. Maglemose (H. E. Petersen). *Oxycoccus palustris*. J. Bruunshaab!; S. Lyngby Mose!.

2236. **Dothiorella fraxinea** Sacc., Syll. III ²³⁶, All. VI ⁵²¹ c. icon.

Fraxinus excelsior. S. Forsthaven.

Rabenhorstia.

2237. **Rabenhorstia rudis** Fries, Syll. III ²⁴³, All. VI ⁵³³.

Cytisus laburnum. S. Charlottenlund.

2238. **Rabenhorstia tiliae** Fries S. V. ⁴¹⁰, Syll. III ²⁴⁰, All. VI ⁵³⁴, Syn: *Sphaeria tiliae* Fries S. M. II ⁴⁸⁵.

Is the conidial stage of *Hercospora tiliae*.

Tilia europaeae, common.

Fuckelia.

2239. **Fuckelia ribis** Bon., Syll. III ²⁴⁴, All. VI ⁵³⁵.

On dead twigs of *Ribes rubrum*. S. København (¹³/₅ 81 Sarauw).

Placosphaeria.

Placosphaeria is in many respects very close connected with Dothiorella and Fusicoccum. The formspecies of Placosphaeria are usually considered to form the conidial stages of the species of Dothideales see pag. 180.

2240. **Placosphaeria rimosa** Ouds., Syll. X ²³⁷, All. VI ⁵⁴³.

Arundo phragmites. S. Brønshøj.

2241. **Placosphaeria dothideoides** (Mont.) Sacc., Syll. III ²¹⁶, All. VI ⁵⁴³.

Arundo phragmites. J. Snaptun (¹⁰/₉ 01!).

2242. **Placosphaeria graminis** Sacc. & Roum., Syll. III ²⁴⁶, All. VI ⁵³⁶.

Aira flexuosa. J. Hald!; B. Almindingen (R 99 a ²⁶⁶). *Agrostis alba*. J. Viborg (! Exs. Kab. & Bub. no 260).

2243. **Placosphaeria urticae** (Lib.) Sacc., Syll. X²³⁶, All. VI⁵⁴⁵.
On stems of *Urtica dioeca*. J. Viborg (! Exs. Kab. & Bub. no 357), Horsens (! ¹⁸/₅ 02); Møens Klint!.

2244. **Placosphaeria stellariae** (Lib.) Sacc., Syll. III²⁴⁵, All. VI⁵³⁹.
On fading leaves of *Stellaria holostea*. J. Bruddal (¹⁰/₈ 02!).

2245. **Placosphaeria sedi** (Fries) Sacc., Syll. III²⁴⁵, All. VI⁵⁴⁴,
Syn: *Ectostroma sedi* Fries S. M. II⁶⁰².

In living leaves and stems of *Sedum maximum* & *purpureum*, common.

2246. **Placosphaeria clypeata** Bres. & Har., Syll. X²³⁴, All. VI⁵⁴⁴.
On dead stems of *Filipendula ulmaria*. J. Gadholt (¹⁰/₇ 06!).

2247. **Placosphaeria genistae** Brunaud, Syll. X²³⁵, All. VI⁵⁴¹.
On twigs of *Genista anglica*. J. Flyndersø (Sept. 07 C. H. O. see F. & W. 09³¹⁶).

2248. **Placosphaeria punctiformis** (Fuckel) Sacc., Syll. VIII⁷²⁷,
All. VI⁵⁴⁰, Syn: *Depazea asperulae* Lasch, Syll. III⁶³.

On living leaves of *Asperula odorata*. J. Gedved (Jeppesen), Horsens!; F. Skaarup (²³/₁₁ 73); Thorseng Horse Skov; S. Slagslunde (! Exs. Kab. & Bub. no 554), Basnæs (P. N.); L. Stensgaard.

Fusicoccum.

2249. **Fusicoccum galericulatum** (Tul.) Sacc., Syll. III²⁵⁰, All. VI⁵⁵².

On twigs of *Fagus silvatica*. S. Karise. April.

Cytospora.

The forms of *Cytospora* correspond quite regularly to the species of *Valsa* (see pag. 237).

2250. **Cytospora taxifolia** Cooke & Masee, Syll. X²⁴⁸, All. VI⁶⁰⁸.
Taxus baccata. J. Fredrikshavn (⁹/₁₁ 07 V. S.).

2251. **Cytospora pinastri** Fries, Syll. III²⁷⁵, All. VI⁵⁷⁵.
Abies alba, *Pinus silvestris* & *montana*, *Cryptomeria japonica*, *Cupressus Lawsoniana*. Common.

2252. **Cytospora pithyophila** West., Syll. III²⁷⁰, All. VI⁵⁷⁴.
Abies alba. L. Roden Skov (⁴/₉ 06 C. V. Prytz).

2253. **Cytospora pini** Desm., Syll. III²⁷⁰, All. VI⁵⁷⁵.
Pinus strobus. S. Geelskov. Every perithecium contains more than 400 millions of spores (Rostrup in herbario).

2254. **Cytospora Mougeotii** Lév., Syll. III ²⁷⁰, All. VI ⁵⁷⁵.
Pinus strobus. S. Geelskov (¹²/₂ 92 O. R.).
2255. **Cytospora Curreyi** Sacc., Syll. III ²⁶⁹, All. VI ⁵⁷³, Lind 07 c ²⁷⁵.
Pinus strobus. J. Geelskov (Exs. Vgr. no 1337 and Kab. & Bub. no 507); S. Geelskov (¹²/₂ 91 O. R.).
2256. **Cytospora abietis** Sacc., Syll. III ²⁶⁹, All. VI ⁵⁷³.
Larix decidua. Falst. Osterskov.
2257. **Cytospora fugax** Fries S. M. II ⁵⁴², Syll. III ²⁶³, All. VI ^{576—605}.
Salix caprea. S. Geelskov (Sept. 91 O. R.).
2258. **Cytospora dolosa** Sacc., Syll. III ²⁶⁰, All. VI ⁶⁰¹.
Salix caprea. S. Ruderhegn (²⁶/₄ 91 O. R.).
2259. **Cytospora personata** Fries, Syll. III ²⁶⁷, All. VI ⁵⁷⁰, Syn: *Sphaeria pers.* Fries S. M. II ⁴⁸⁵.
Frangula alnus. J. Knivholt (²⁸/₇ 06!).
2260. **Cytospora salicis** (Cda) Rabenhorst, Syll. III ²⁶¹, All. VI ⁶⁰³.
Very common on twigs of *Salix purpurea*, *cinerea*, *alba* × *fragilis*, *daphnoides*.
2261. **Cytospora translucens** Sacc., Syll. III ²⁶¹, All. VI ⁶⁰².
Salix daphnoides. S. Lersøen. May.
2262. **Cytospora atronitens** Chev., Syll. III ²⁶², All. VI ⁶⁰⁵.
Salix viminalis. S. Fredriksborg (²⁸/₅ 08!).
2263. **Cytospora nivea** (Fries) Sacc., Syll. III ²⁶⁰, All. VI ⁵⁹⁰, Syn: *Sphaeria nivea* Pers., Fries S. M. II ³⁸⁶.
Populus tremula. Common. *Populus canadensis*. L.
2264. **Cytospora chrysosperma** Fries S. M. II ⁵⁴², Syll. III ²⁶⁰, All. VI ⁵⁹¹, Guldfrøet Støvblære (H. 37 ⁸⁷¹).
Populus canadensis. J. Skive!; S. København. *Populus pyramidalis*. F. Svemborg. L.
2265. **Cytospora occulta** Sacc., Syll. III ²⁵⁸, All. VI ⁵⁶⁸.
Alnus glutinosa. B. Almindingen.
2266. **Cytospora Fuckelii** Sacc., Syll. III ²⁶³, All. VI ⁵⁷⁷.
Corylus avellana. S. Ermelunden (March 03 O. R.), Hammer!.
2267. **Cytospora ambiens** Sacc., Syll. III ²⁶⁸, All. VI ⁵⁶⁷.
Very common on diseased twigs of a large number of plants. *Populus pyramidalis*, *Betula alba*, *Alnus glutinosa*, *Corylus*, *Fagus*, *Ulmus*, *Acer*, *Pirus malus*, *Cornus alba* & *sanguinea*, *Fraxinus excelsior*.

THIS PAGE IS LOCKED TO FREE MEMBERS

Purchase full membership to immediately unlock this page

Know Your Bible

Forgotten Books' Full Membership provides unlimited access to more than 28,000 volumes of Christian literature for \$8.99/month

**HOLY
BIBLE**

Continue

*Fair use policy applies

2281. **Cytospora cotoneastri** Thümen, Syll. III ²⁶⁵.
Cotoneaster affinis and *Cot. nummularius*. S. Landbohøjskolens Have. (New for Europe).
2282. **Cytospora oxyacanthae** Rab., Syll. III ²⁵⁵, All. VI ⁵⁷⁹.
Crataegus monogyna. S. Sorgenfri.
2283. **Cytospora sarothamni** Sacc., Syll. III ²⁷², All. VI ⁶⁰⁶.
Sarothamnus scoparius. J. Tværsted Plantage.
2284. **Cytospora robiniae** Schw., Syll. III ²⁷¹, All. VI ⁵⁹⁹.
Robinia pseudacacia. J. Haveselskabets Have, Aarhus ^{28/7} 07!.
2285. **Cytospora corni** West., Syll. X ²⁴⁶, All. VI ⁵⁷⁶.
Cornus alba. S. København. *Cornus sanguinea*. S. Sorgenfri (O. R.), København!; L. Stensgaard.
2286. **Cytospora asperulae** Delacroix, Syll. X ²⁴⁸, All. VI ⁵⁷⁰.
Asperula odorata. J. Boller (^{20/8} 01!).

Ceuthospora.

2287. **Ceuthospora lycopodii** Lind 05 c. icon., Syn: *Phoma lycopodii* R 06 dd.
Lycopodium annotinum. J. Viborg (^{1/4} 05!). *Lycopodium chamaecyparissus*. B. Almindingen (^{15/6} 1850 Th. Schjötz).
2288. **Ceuthospora melaleuca** F. & W. 07 ²⁵⁴ c. icon.
 On fallen leaves of *Ginkgo biloba*. S. Botanisk Have (F. & W. Febr. 07).
2289. **Ceuthospora atra** Lind 07 c ²⁷⁶.
 On fallen leaves of *Fagus silvatica*. J. Silkeborg (! March 07).
2290. **Ceuthospora liriodendri** West., Syll. III ²⁷⁹, All. VI ⁶¹⁶.
Liriodendron tulipifera. S. København (^{14/12} 06 see F. & W. 09 ³¹⁶).
2291. **Ceuthospora Feurichii** Bubak 06 c ¹¹⁵.
 The mycelium is penetrating the host-plant. Sporidiis $20 \mu \times 3 \mu$.
Vinca minor. J. Borris Kirkegaard (^{6/2} 1912!).

Pyrenochaeta.

Fuckel is regarding the forms of *Pyrenochaeta* as corresponding to different species of *Sphaeriales* for instance:

<i>Pyrenochaeta rhenana</i>	corresp. to	<i>Herpotrichia rhenana</i> .
— <i>tarda</i>	—	<i>Trichosphaeria tarda</i> .
— <i>exosporioides</i>	—	<i>Niesslia exosporioides</i> .
— <i>hirta</i>	—	<i>Massaria hirta</i> .

The systematic place of *Pyrenochaeta* is very disputed, I will therefore place it here as an appendix to Sphaerioidaceae-Hyalosporae.

2292. *Pyrenochaeta furfuracea* (Fries) Rostrup 02 a⁵⁷¹ c. icon., Syn: *Periola furf.* Fries El. II⁴⁶, Syll. IV⁶⁸¹.

Under the specific name given above a fruit decay of apples has become described by Rostrup. The pycnidial pustules may appear within a small circular spot and later on spreading until the whole apple may be involved (see fig. 32). The pycnidia are erumpent and they appear in cross section somewhat depressed-conical at the apex.

The spores are elliptical, hyaline and measure $8-10 \mu \times 4-5 \mu$.

Rare. København. March.




Fig. 32. *Pyrenochaeta furfuracea* (Fries) Rostrup.

An apple with pycnidia. From R 02 a.

Sphaerioidaceae—Phaeosporae.

Coniothyrium.

Some species of *Coniothyrium* would seem to be imperfect stages of *Leptosphaeria*; and others have been found associated with still other ascigerous forms, vize:

<i>Coniothyrium Fuckelii</i>	corresp. to	<i>Leptosphaeria coniothyrium</i> (see Fuckel and Stewart 10 ³⁸⁷).
—	<i>vagabundum</i>	— <i>Leptosphaeria vagabunda</i> (Sacc.).
—	<i>castagnei</i>	— <i>castagnei</i> (Fuckel).
—	<i>diplodiella</i>	— <i>Charinia diplodiella</i> .
—	<i>eurotioides</i>	— <i>Letendrea eurotioides</i> (All. VII ⁵²).
—	<i>melaspora</i>	— <i>Trichosphaeria sacchari</i> .

2293. *Coniothyrium epimyces* Sacc. & Speg., Syll. III³¹⁹, All. VI⁴⁷.
Aleuria aurantia. S. Vestre Kirkegaard (19/10 05 O. R.).

2294. **Coniothyrium myriocarpum** (Fries) Sacc., Syll. III ³¹⁵, All. VII ⁵⁹, Syn: *Sphaeria myr.* Fries S. M. II ⁴⁵⁹, *Sphaeria atomus* Schum. no 1285.

On dead wood. S. (Schum.).

2295. **Coniothyrium concentricum** (Desm.) Sacc., Syll. III ³¹⁷, All. VII ³⁵, R 02 a ⁵⁷².

April–Sept. *Yucca filamentosa*. S. Landbohøjskolens Have, Haveselskabets Have. *Yucca gloriosa*. L. Halsted.

2296. **Coniothyrium agaves** (Mont.) Sacc., Syll. III ³¹⁸, All. VII ²⁴. *Agave americana*. S. Landbohøjskolens Have, Haveselskabets Have.

2297. **Coniothyrium hellebori** Cooke & Masee, Syll. X ²⁶¹, All. VII ³⁹, Syn: *Con. olympicum* All. VII ⁴⁰, *Con. Delacroixii* Sacc., Syll. X ²⁶¹, All. VII ³⁹, R 02 a ⁵⁷², *Septoria hellebori* Thümen, Syll. III ⁵²⁴ & XVI ⁹⁵⁶, All. VI ⁸⁸² & VII ⁸⁹⁴ (see v. Höhnel 05).

Very common and rather noxious on leaves of *Helleborus niger* & *viridis* in the gardens, August–May (R 99 a ²⁶⁸).

2298. **Coniothyrium vagabundum** Sacc., Syll. III ³¹⁰, All. VII ³³. *Hypericum pulchrum*. F. Kirkeby Hede (^{19/7} 83).

2299. **Coniothyrium ribis** Brunaud, Syll. X ²⁶³, All. VII ⁵¹, R 05 t. On twigs of *Ribes grossularia*.

2300. **Coniothyrium Wernsdorffiae** Laubert 07 b, Syll. XVIII ³⁰³, Krüger 08 ¹⁵⁷ c. icon., Lind 10 k.

A true parasite, attacking the bark of the branches of cultivated *Rosa* spp., for the first time found ^{11/6} 03, quite common.

2301. **Coniothyrium Fuckelii** Saccardo, Syll. III ³⁰⁶, All. VII ⁴¹. On branches of *Rubus idaeus*. S. Førslevgaard (^{29/8} 11!).

2302. **Coniothyrium subolivaceum** Saccardo, Syll. III ³¹⁶, All. VII ⁴².

Lupinus polyphyllus. S. Landbohøjskolens Have (^{8/10} 92).

2303. **Coniothyrium sphaerospermum** Fuckel, Syll. III ³⁰⁸, All. VII ³⁴.

Cytisus sagittalis. S. Landbohøjskolens Have. April.

2304. **Coniothyrium sarothamni** (Thümen) Sacc., Syll. III ³⁰⁸, All. VII ⁵⁵.

Sarothamnus scoparius. J. Tirslund.

2305. **Coniothyrium olivaceum** Bonorden, Syll. III ³⁰⁵, All. VII ²⁶. *Sarothamnus scoparius*. J. Horsens!: S. Tystofte!. *Caragana arborescens*. J.

THIS PAGE IS LOCKED TO FREE MEMBERS
Purchase full membership to immediately unlock this page



Never be without a book!

Forgotten Books Full Membership gives universal access to 797,885 books from our apps and website, across all your devices: tablet, phone, e-reader, laptop and desktop computer

A library in your pocket for \$8.99/month

Continue

*Fair usage policy applies

2315. **Ascochyta sempervivi** Fautrey, Syll. X³⁰⁴, All. VI⁶⁹⁸.
On the leaves and stems of *Sempervivum tectorum*. S. Landbohøjskolens Have.
2316. **Ascochyta philadelphi** Sacc. & Speg., Syll. III³⁸⁶, All. VI⁶⁵⁶.
Philadelphus coronarius. S. Lyngby (K. H.).
2317. **Ascochyta pisi** Libert, Syll. III³⁹⁷ & XI⁵²³, All. VI⁶⁵⁸, Syn: Asc. onobrychidis R 02 c¹²⁴, Ærternes Askokyta (Lind & Ravn 10⁷¹).
Pisum sativum & *arvense* common. *Melilotus albus* S. Lyngby (K. H.). *Onobrychis viciaefolia*. J. Feldborg; S. Lyngby (M. L. M.), Ringsted!, Lerchenfeldt; Møen Stengaarden. *Trifolium pratense*. S. Øresundshøj.
2318. **Ascochyta viciae** Libert, Syll. X³⁰³, All. VI⁶⁶⁸.
Vicia villosa. J. Askov (Fr. Hansen); S. Lyngby, Landbohøjskolen.
2319. **Ascochyta Bolthauseri** Sacc., Syll. X³⁰³, All. VI⁶⁵⁶, R 99 d⁴³.
Vicia faba. S. Lyngby (6/6 98).
2320. **Ascochyta phaceolorum** Sacc., Syll. III³⁹⁸, All. VI⁶⁵⁶, R 02 a⁵⁷³.
Sporidiis cylindraceutis, utrinque rotundatis, 2-guttulatis, 1—2 septatis, 20—25 μ \times 6—8 μ .
Phaceolus vulgaris. J. Birkebæk!; S. Lyngby (K. H.).
2321. **Ascochyta lathyri** Trail, Syll. X³⁰³, All. VI⁶⁴⁸.
Lathyrus Nisalsa. S. Lyngby (K. H.).
2322. **Ascochyta medicaginis** Bres., Syll. XVI⁹²⁸, All. VII⁸⁷⁶.
Medicago sativa. S. Lerchenfeldt (Holm).
2323. **Ascochyta rhododendri** spec. nov.
Maculis epiphyllis, candicantibus, plerumque angulatis, c. 1 cm diam. Peritheciis minutis, c. 200 μ diam., lenticularibus, innatis, late pertusis, contextu parenchymatico, olivaceo. Sporulis oblonge-ellipticis, 1-septatis, loculis aequalibus, ad septum haud constrictis, 13—16 μ \times 3—5 μ ; basidiis bacillaribus, hyalinis 8 μ \times 2 μ . In foliis emortuis vel semi-emortuis.
Rhododendron cult. S. Forsthaven (17/5 98), Landbohøjskolens Have (24/4 93).
2324. **Ascochyta lycopersici** Brunaud, Syll. X³⁰⁴, All. VI⁶⁶⁴.
On leaves and stems of *Solanum lycopersicum*. F. Odense; Am. Taarnby (Suhr).
2325. **Ascochyta daturae** Saccardo, Syll. III⁴⁰², All. VI⁶⁴⁰.
Datura stramonium. S. Lyngby (K. H.).
2326. **Ascochyta lycii** Rostrup 05 b³¹¹.

Maculis cinereis, fusco-limbatis; peritheciis numerosis, fuscis; conidiis oblongis, saepe curvulis, 1-septatis, $9-12 \mu \times 3,5-4 \mu$, hyalinis. In the leaves of *Lycium halimifolium*. L. Stensgaard.

2327. **Ascochyta polemonii** Cavara, Syll. XVI⁹³², All. VII⁸⁷⁸, Syn: Asc. polemonii Rostrup 05 b³¹¹, Syll. XVIII³⁴¹.

On stems and leaves of *Polemonium coeruleum*. S. Landbohøjskolens Have (1/10 92).

2328. **Ascochyta plantaginis** Sacc. & Speg., Syll. III⁴⁰³, All. VI⁶⁵⁹. *Plantago major*. S. Damhussøen; Falst. Stubbekøbing (26/7 98).

2329. **Ascochyta syringae** Bresadola, Syll. XI⁵²⁴, All. VI⁶⁶⁶. On living leaves of *Syringa vulgaris*. J. Horsens (24/10 01!).

2330. **Ascochyta oleandri** Saccardo, Syll. III³⁹², All. VI⁶⁵³. *Nerium oleander*. L. Halsted.

2331. **Ascochyta menyanthis** Ouds., Syll. XVI⁹³², All. VII⁸⁷⁶. Sporidiis cylindratis, utrinque rotundatis, hyalinis, 4 guttulis, 1-septatis, non constrictis, $16-20 \mu \times 4 \mu$. *Menyanthes trifoliata*. S. Gammelmosen. Sept.—Octob.

2332. **Ascochyta viburni** (Roum.) Sacc., Syll. III³⁸⁷, All. VI⁶⁶⁷. *Viburnum opulus*. S. Arresø, Fredriksdal, Slagelse; Falst. Stubbekøbing.

2333. **Ascochyta lactucae** Ouds., Syn: Diplodina lactucae (Ouds.) Sacc., Syll. XVI, All. VII⁸⁸², *Ascochyta lactucae* Rostrup in Thüm. Myc. no 2095, Syll. X³⁰⁵, All. VI⁶⁷², R 02 a⁵⁷³. On living leaves and stems of *Lactuca sativa*. F. Skaarup; S. København.

2334. **Ascochyta scorzonerae** Rostrup 05 b³¹², Syll. XVIII³⁴⁴. Maculis irregularibus, brunneis, fusco-cinctis; peritheciis sparsis, in-natis, fuscis, conidiis ovoideo-oblongis, 1-septatis, $7-9 \mu \times 3-4 \mu$, hyalinis.

On living leaves of *Scorzonera hispanica*. S. Lyngby (K. H.).

Diplodina.

2335. **Diplodina junci** Ouds., Syll. XVII³⁵⁴, Syn: Stagonospora juncicola Rostrup 05 b³¹², Syll. XVII³⁶⁰, *Diplodina juncicola* (R.) Lind 07 c, Lit: F. & W. 09³¹⁴.

Juncus Gerardi. J. Skive (19/6 02!), Horsens!. *Juncus squarrosus*. J. Skive!, Borris (F. & W. 07²⁵⁵).

2336. **Diplodina arundinacea** Saccardo, Syll. III⁴¹³, All. VI⁶⁹². *Arundo phragmites*. S. Utterslev Mose (May 03 O. R.).

2337. **Diplodina salicis** Westendorp, Syll. III ⁴¹¹, All. VI ⁶⁹⁵.
Salix viminalis. L. Sakskøbing. July.
2338. **Diplodina populi** (Delacroix) All. VI ⁶⁹², Syll. X ³⁰⁰.
Populus alba. S. Hornbæk (27/5 01). *Populus pyramidalis*. S. Vanløse.
2339. **Diplodina berberidina** (Sacc.) All. VI ⁶⁸⁰, Syll. III ³⁹⁵.
Berberis vulgaris. F. Skaarup. May.
2340. **Diplodina evonymi** (Ouds.) All. VI. ⁶⁸⁶, Syll. XI ⁵²³ & All. XIV ⁹⁴⁷.
Evonymus europaeus. F. Aabymark.
2341. **Diplodina grossulariae** Sacc. & Briand, Syll. X ³¹³, All. VI ⁶⁹³.
Ribes grossularia. J. Horsens (K. Rasmussen); S. Eriksholm (Tjørnelund).
2342. **Diplodina lysimachiae** (Ouds.) Sacc. & Sydow, Syll. XVI ⁹³⁹, All. VII ⁸⁸².
Lysimachia thyrsiflora. J. Rindsholm (Febr. 05! see Lind 07 c ²⁷⁶).
2343. **Diplodina solani** (Ouds.) All. VI ⁶⁹⁸, Syll. X ³⁰⁴.
Solanum tuberosum. S. Landbohøjskolens Have.
2344. **Diplodina deformis** (Karsten) Sacc., Syll. III ⁴¹³, All. VI ⁶⁹⁶.
Sambucus nigra. F. Skaarup.
2345. **Diplodina millefolii** (Ouds.) All. VI ⁶⁷⁶, Syll. XI ⁵²⁴.
On dead stems of *Achillea millefolium*. J. Hjørring (V. S. 2/12 07).

Darluca.

2346. **Darluca filum** (Bivon) Cast., Syll. III ⁴¹⁰, All. VI ⁷⁰⁴.
Parasitical in many different Uredineae viz: *Pucc. arrenatheri*, *Pucc. crepidis praemorsae*, *Pucc. prenanthis*, *Pucc. anemones*, *Pucc. anomala* (see R 99 c ¹¹⁷), *Pucc. phlei pratensis*, *Pucc. holcina*, *Pucc. gibberosa*, *Pucc. caricis*, *Pucc. punctata*, *Aecidium paridis*, *Uredo airae*, *Chrysomyxa abietis* etc.

Cytodiplospora.

2347. **Cytodiplospora betulae** Ouds., Syll. XVI ⁹⁴², All. VII ⁸⁸⁶,
Syn: *Diplodinae betulae* Rostrup 06 dd ³⁷⁹ (nom. nudum).
Betula pubescens. B. Graneli (6/7 85).

Spaeriodaceae—Phaeodidymae.

Microdiplodia.

2348. **Microdiplodia narthecii** (B. R. S.) All. VII ⁸⁹, Syn: *Diplodia nart.* Bom. Rous. Sacc., Syll. X ²⁹¹.

THIS PAGE IS LOCKED TO FREE MEMBERS

Purchase full membership to immediately unlock this page

Know Your Bible

Forgotten Books' Full Membership provides unlimited access to more than 28,000 volumes of Christian literature for \$8.99/month

**HOLY
BIBLE**

Continue

*Fair use policy applies

2359. **Diplodia subtecta** Fries S. V. ⁴¹⁷, Syll. III ³³¹, All. VII ⁹⁹.
On dead branches of *Acer pseudoplatanus*. J. Marselisborg (^{30/12} 07 see F. & W. 09 ³¹⁶).

2360. **Diplodia grossulariae** Sacc. & Schulzer, Syll. III ³⁴⁴, All. VII ¹⁵⁴.

On dead twigs of *Ribes grossularia*. S. Østerbro (^{13/5} 81 Sarauw).

2361. **Diplodia rubi** Fries S. V. ⁴¹⁷, Syll. III ³³⁹, All. VII ¹⁵⁷.
Rubus idaeus. S. Landbohøjskolens Have. November.

2362. **Diplodia Preussii** Saccardo, Syll. III ³³⁹, All. VII ¹⁵⁸.
Peritheciis carbonaceis, atris, majusculis, dense congregatis, sporulis fuscis, 22—27 μ \times 10—11 μ , 1-septatis, constrictis.
Rubus idaeus. J. Silkeborg (^{9/12} 06!); S. Skelskør!. June.

2363. **Diplodia crataegi** Westendorp, Syll. III ³⁴⁰, All. VII ¹¹⁸.
Peritheciis 500 μ diam. Sporulis atrofuscis, 20—28 μ \times 9—12 μ , 1-septatis, constrictis, conidiophoris obtusis, hyalinis, 7 μ \times 4 μ .
On dead twigs of *Crataegus monogyna*. F. Svenborg (^{24/2} 11!).

2364. **Diplodia radiciperda** Thümen, Syll. III ³⁴¹, All. VII ¹⁴⁵, R 02 a ⁵⁷⁸.
Pirus communis. F. Tangegaard (July 91).

2365. **Diplodia rudis** Desmazières, Syll. III ³³⁷, All. VII ¹¹⁹.
Cytisus laburnum. F. Tange (^{30/5} 82).

2366. **Diplodia aristolochiae** Bres. & Krieger, Syll. XIV ⁹³⁶, All. VII ¹⁰⁵, Syn: Dip. aristolochiae-siphonis Vgr. 97 ⁴⁰, Syll. XIV ⁹³⁶, All. VII ¹⁰⁵.

On dead twigs of *Aristolochia siphon*. J. Skive (^{19/6} 02!).

2367. **Diplodia inquinans** Westendorp, Syll. III ³⁴⁶, All. VII ¹²⁴.
Upon the bark of *Fraxinus excelsior*. J. Bruunshaab!; S. Forsthaven.

2368. **Diplodia deflectens** Karsten, Syll. III ³⁴⁵, All. VII ¹³⁴.
On dead twigs of *Lonicera periclymenum*. F. Langesø. June.

Botryodiplodia.

2369. **Botryodiplodia fraxini** (Fries) Sacc., Syll. III ³⁷⁸, All. VII ¹⁸⁴, Syn: Sphaeria frax. Fries S. M. II ⁴⁹³ pro parte, R 83 d ²⁹⁰.
Fraxinus excelsior. J. Gaardbogaard; F. Klingstrup, Skaarup; S. Slagslunde, Charlottenlund (^{29/1} 82 Sarauw). *Fraxinus pubescens*. S. Jægersborg.

Sphaerioidaceae—Hyalophragmiae.

Stagonospora.

2370. **Stagonospora equisetina** Trail, Syll. X³³⁷, All. VI⁹⁷².
Equisetum palustre. S. Bromme Sø (6/10 01).
2371. **Stagonospora equisetaria** (Karsten)!, Syn: *Septoria eq.*
Karsten, *Hedwigia* 1885⁷³ & K. 90²⁶, *Stagonospora equiseti* Fautrey,
Syll. X³³⁷, All. VI⁹⁷³.
Equisetum fluviatile. S. Slangstrup (6/10 07!).
2372. **Stagonospora bufonia** Bresadola, Syll. XIV⁹⁶³, All. VI⁹⁷⁸.
Juncus bufonius. J. Horsens (7/12 01!).
2373. **Stagonospora aquatica** Sacc., subsp. **lacustris** Sacc., Syll.
III⁴⁵².
Scirpus lacustris. S. Lystrup!, Sjælsø (June 03 O. R.). *Scirpus caespitosus*
(hosp. nov.). J. Borris (F. & W. 07).
2374. **Stagonospora caricis** (Ouds.) Saccardo, Syll. III⁴⁵², All.
VI⁹⁶⁹.
On withered leaves of *Carex silvatica*. F. Skaarup. May.
2375. **Stagonospora curvula** Bom. Rous. Sacc., Syll. X³³⁷.
On straw of *Poa*. S. St. Hareskov (May 03 O. R.).
2376. **Stagonospora glyceriae** Roum. & Fautrey, Syll. XI⁵³⁵, All.
VI⁹⁷⁵.
Glyceria aquatica. J. Uggerby Aa (10/7 01!).
2377. **Stagonospora simplicior** Sacc. & Briand, Syll. X³³⁶.
Arundo phragmites. S. Geelskov (April 03 O. R.).
2378. **Stagonospora dolosa** Sacc. & Roum., Syll. III⁴⁵⁵, All. VI⁹⁸⁰.
Arundo phragmites. S. Gribskov (O. R.), Gammelose, Gaunø (June 89 O.
R.); Falst. Virket (Exc. 24/6 11).
2379. **Stagonospora neglecta** (West.) Sacc., Syll. III⁴⁵⁵.
Arundo phragmites. J. Hjarbæk (4/7 01!).
2380. **Stagonospora arenaria** Saccardo, Syll. III⁴⁵³, All. VI⁹⁷².
Sporulis cylindraceis, utrinque obtusis, hyalinis, 25–50 μ \times 4–6 μ ,
3-sept.
Arundo phragmites. S. Dronninggaard (29/10 94). *Hordeum arenarium*. S.
Gilleleje (9/6 89 E. W.), Tisvilde.
2381. **Stagonospora vexata** Saccardo, Syll. III⁴⁵⁵, All. VI⁹⁸⁰.
Arundo phragmites. F. Lundeborg; S. Sjælsø (June 03 O. R.); B. Aarsdale
(June 89 O. R.). *Aira flexuosa*. J. Jensgaard Skov!.

2382. **Stagonospora subseriata** (Desm.) Sacc., Syll. III ⁵⁶⁴, All. VI ⁹⁷⁹ c. icon.

Molinia coerulea. J. Skive!, Viborg!. *Festuca rubra*. J. Egebjerg; S. Gribse (O. R.).

2383. **Stagonospora graminella** Saccardo, Syll. III ⁴⁵⁴.

Phalaris canariensis. S. København. October.

2384. **Stagonospora typhoidearum** (Desmazières) Sacc., Syll. III ⁴⁵¹.

Typha latifolia. S. Geelskov (April 03).

2385. **Stagonospora sparganii** (Fuckel) Sacc., Syll. III ⁴⁵¹, All. VI ⁹⁸⁹.

July. *Sparganium ramosum*. F. Skaarup.

2386. **Stagonospora orchidearum** (West.) Rostrup, Syn: *Septoria orch.* West., Syll. III ⁵⁷⁵, All. VI ⁸⁰⁸.

Orchis latifolius. J. Tannishus (Lind 02), Floutrup!. *Orchis maculatus*. J. Skive!. *Orchis incarnatus*. Floutrup!. *Epipactis latifolia*. J. Snaptun. *Platanthera bifolia*. J. Uggerby (¹⁰/7 01!).

2387. **Stagonospora atriplicis** (West.)!, Syn: *Ascochyta atr.* Lasch in Rabenh. Herbar. Myc. ed. I no 861, *Asc. atr.* Diedicke, Annal Mycol. 1904 ¹⁸⁰, *Asc. chenopodii* Rostrup 05 b ³¹¹, *Diplodina atriplicis* Vgr. Syll. XIV ⁹⁵², All. VI ⁶⁷⁹ c. icon., *Dipl. chenopodii* Karsten, Syll. X ³¹⁵, All. VI ⁶⁸², *Depazea vagans* f. *atriplicicola* Fries S. M. II ⁵³², *Phyllosticta atriplicis* Westendorp, Bull. Acad. Brux. 1851, *Phyll. atrip.* Desm., Syll. III ⁵⁴, All. VI ¹⁰⁴, *Phyll. chenopodii* West., Syll. III ⁵⁵, *Septoria atrip.* (West.) Fuckel, Syll. III ⁵⁵⁶, All. VI ⁷³⁷, *Septoria chenopodii* West., Syll. III ⁵⁵⁶, All. VI ⁷⁵⁶, *Septoria Westendorpii* Winter, Syll. X ³⁸⁰, All. VI ⁷⁵⁶, see tab. VI figg. 79 & 80.

Maculis epiphyllis, orbicularibus, arescendo pallentibus, flavo-marginatis; peritheciis numerosis, centralibus, initio fuscis, denique atris, sphaeroideis, contextu parenchymatico, 140 μ diam. Conidiis cylindraceo-oblongis, saepe inaequilateralibus, hyalinis, plasmate granuloso farctis, longe continuis, denique, 1–3-septatis, 20–28 μ \times 4–5 μ .

In living leaves and stems of *Atriplex litorale*. J. Aarhus!, Horsens!. *Atriplex patulum*. F. Bjørnemose. *Chenopodium murale*. S. Tissø. *Chenopodium album* & *glaucum*. J. Aarhus!.

2388. **Stagonospora artemisiae** Rostrup 05 b ³¹², Syll. XVIII ³⁵⁹.

Peritheciis numerosis, gregariis, erumpentibus; conidiis hyalinis, cylindratis, 3-septatis, 22–32 μ \times 3–4 μ , hyalinis.

On dead stems of *Artemisia campestris*. S. Hornbæk.

THIS PAGE IS LOCKED TO FREE MEMBERS
Purchase full membership to immediately unlock this page



Never be without a book!

Forgotten Books Full Membership gives universal access to 797,885 books from our apps and website, across all your devices: tablet, phone, e-reader, laptop and desktop computer

A library in your pocket for \$8.99/month

Continue

*Fair usage policy applies

2394. **Hendersonia graminicola** Léveillé, Syll. III ⁴³⁸, All. VII ²²⁰.
Arundo phragmites. S. Gammellose (R 06 cc).
2395. **Hendersonia phragmitis** Desmazières, Syll. III ⁴³⁷, All. VII ²¹⁹.
Arundo phragmites. S. Orholm (June 91 O. R.), Brøndshøj.
2396. **Hendersonia crastophila** Saccardo, Syll. III ⁴³⁸, All. VII ²²⁰.
Conidiis cylindratis, utrinque obtusis, fuscis, $50 \mu \times 4 \mu$, 6—7-septatis.
On straw of *Calamagrostis arenaria*. J. Aalbæk (^{31/7} 06!).
2397. **Hendersonia piriformis** Otth., Syll. XIV ⁹⁶⁰, All. VII ²⁰⁶,
Syn: *Hend. loricata* Sacc. & Roum., Syll. III ⁴⁴⁰.
On branches of *Fagus silvatica*. J. Marselisborg Skov (^{12/1} 08 O. W. see F. & W. 09 ³¹⁶).
2398. **Hendersonia sarmentorum** West., Syll. III ⁴²⁰, All. VII ¹⁹¹.
Conidiis ellipticis, fuscis, $12-13 \mu \times 5 \mu$, 1-sept., denique 3-sept., ad septis constrictis.
Morus alba. S. Landbohøjskolens Have. *Rubus idaeus*. J. Nørlund (Kondrup). *Rubus fruticosus*. S. Hornbæk, Ruderhegn (O. R.). *Vitis vinifera*. S. Landbohøjskolens Have. *Campanula glomerata* (hosp. nov.). J. Buderupholm (^{6/7} 86).
2399. **Hendersonia foliorum** Fuckel, Syll. III ⁴²⁷, All. VII ²⁰⁴.
Peritheciis epiphyllis, maculis cinereis insidentibus, sporulis $12-16 \mu \times 5-7 \mu$, 3-septatis, loculis superioribus fuscis, loculo inferiore hyalino, sporophoris $12 \mu \times 1,5 \mu$.
Ribes alpinum. S. Lyngby (^{3/9} 97 K. H.).
2400. **Hendersonia canina** Brunaud, Syll. XIV ⁹⁵⁵, All. VII ²³².
On thorns of *Rosa canina*. J. Søndermølle near Viborg (^{6/3} 03!).
2401. **Hendersonia Henriquesiana** Sacc. & Roum., Syll. III ⁴²⁷, All. VII ²³¹ c. icon.
On hips of *Rosa canina*. J. Skovsgaard (^{3/5} 06!).
2402. **Hendersonia rosae** Kickx, Syll. X ³¹⁹, All. VII ²³².
On twigs of *Rosa canina*. J. Knivholt (^{6/7} 03!).
2403. **Hendersonia rubiginosa** Brunaud, Syll. XIV ⁹⁵⁵, All. VII ²³².
On hips of *Rosa graveolens*. J. Tjele Langsø (C. H. O.).
2404. **Hendersonia rubi** (West.) Sacc., Syll. III ⁴²⁴, All. VII ²³².
Rubus plicatus. J. Daugbjerg (^{24/9} 85). *Rubus radula*. J. Fredrikshavn!. S. Gladsaxe.

2405. **Hendersonia rubi** (West.) Sacc. f. **rubi idaei** Brun., Syll. X³²¹, All. VII²³³.

On dead branches of *Rubus idaeus*. J. Viborg (1/5 04!).

2406. **Hendersonia rubi** (West.) Sacc. f. **lonicerae** Brun., Syll. X³²¹, All. VII²³².

Lonicera periclymenum. J. Rindsholm (1/5 04!).

2407. **Hendersonia vagans** Fuckel, Syll. III⁴¹⁹, All. VII²⁰⁸.

Peritheciis gregariis vel caespitosis, erumpentibus. Conidiis ellipticis vel sub-pyriformibus, fuscis, 14—19 μ \times 6—7 μ , 3-septatis, constrictis. Sporophoris cylindraceis, hyalinis 40 μ \times 1,5 μ .

On twigs and branches of *Pirus communis*. J. Snepstrup (D. B.). *Crataegus monogyna*. F. Svenborg (2⁴/2 111).

2408. **Hendersonia piricola** Sacc., Syll. III⁴²⁸, All. VII²²², R 99 a²⁶⁷ & 02 a⁵⁷⁸.

On leaves of *Pirus communis*. F. Glorup; S. Fredensborg, Næsbyholm.

2409. **Hendersonia epilobii** Fautrey, Syll. X³²⁵, All. VII²⁰⁶.

Epilobium angustifolium. J. Viborg (1⁶/3 06!).

2410. **Hendersonia decipiens** Thümen, Syll. III⁴²¹, All. VII²⁰¹.

On dead twigs of *Cornus*. J. Skive (2⁰/5 06!).

2411. **Hendersonia rhododendri** Thümen, Syll. III⁴²⁹, All. VII²²⁹.

On leaves of *Rhododendron*. S. Landbohøjskolens Have. April.

2412. **Hendersonia Peckii** Clinton, Syll. III⁴²².

Lonicera periclymenum. J. Nebsager (July 91 O. R.).

2413. **Hendersonia sambuci** Müller, Syll. III⁴²², All. VII²³⁵.

Sambucus nigra. J. Horsens (2^{/3} 021); S. Eskemosegaard (O. R.).

Cryptostictis.

2414. **Cryptostictis caudata** (Preuss) Sacc., Syll. III⁴⁴⁴, All. VII²⁵³, R 84 i, 92 j, 02 a⁵⁷⁸.

Rosa rubiginosa. F. Tangegaard's Have (July 91). *Rosa canina*. J. Nørlund (Kondrup); S. Jonstrup Vang.

2415. **Cryptostictis cynosbati** (Fuckel) Sacc., Syll. III⁴⁴³, All. VII²⁵² c. icon.

On hips of *Rosa canina*. F. Klingstrup. December.

Prosthemium.

2416. **Prosthemium betulinum** Fries S. M. III⁴⁸⁴, Syll. III⁴⁴⁴, All. VII²⁵⁵ c. icon.

Is the conidial fructification of *Pleomassaria siparia*.
Betula verrucosa. S. Bagsværd (6/2 09 F. & W. 09³¹⁶).

Sphaerioidaceae—Phaeodictyae.

Camarosporium.

The species of *Camarosporium* often correspond to species of *Cucurbitaria* (see pag. 195).

2417. ***Camarosporium pithyum*** Bom. Rous. Sacc., Syll. III⁴⁶⁷, All. VII²⁶⁰.

Thujopsis dolabrata (hosp. nov.). S. Landbohøjskolens Have. Sept.

2418. ***Camarosporium salicinum*** Bom. Rous. Sacc., Syll. III⁴⁶⁵, All. VII²⁸³.

Salix viminalis. J. Stensballesund (3/5 02!). *Salix purpurea*. S. Vintapper-søen (O. R.).

2419. ***Camarosporium mori*** Saccardo, Syll. III⁴⁶⁴, All. VII²⁷³.

Morus rosea. S. Landbohøjskolens Have.

2420. ***Camarosporium ribis*** Briand, Syll. X³⁴¹, All. VII²⁸⁰.

Ribes alpinum. S. Landbohøjskolens Have.

2421. ***Camarosporium aculeorum*** Passerini, Syll. X³⁴⁰, All. VII²⁸¹.

Rosa canina. J. Terndrup (20/4 02!).

2422. ***Camarosporium coronillae*** Sacc. & Spegazzini, Syll. III⁴⁶⁰, All. VII²⁶⁴.

Coronilla emerus. S. Lyngby. May.

2423. ***Camarosporium laburnicum*** Saccardo, Syll. X³³⁹, All. VII²⁶⁵.

Cytisus laburnum. J. Viborg!; S. Helene Kilde.

2424. ***Camarosporium pseudacaciae*** Brunaud, Syll. X³³⁹, All. VII²⁸¹.

Sporulis fuscis, oblonge-ellipticis, 3 (—4)-septatis, parum constrictis, 18—24 μ \times 7—8 μ .

Robinia pseudacacia. S. Lampevejen (June 89 F. Holm).

2425. ***Camarosporium lycii*** Saccardo, Syll. III⁴⁶⁷, All. VII²⁷².

Sporulis ellipsoideis, fuscis, 22—36 μ \times 10—14 μ , 3 (—4)-septatis.
Lycium halimifolium. S. Fredrikssund!, Lystrup, Skelskør!; B. Hasle!.

THIS PAGE IS LOCKED TO FREE MEMBERS

Purchase full membership to immediately unlock this page

Know Your Bible

Forgotten Books' Full Membership provides unlimited access to more than 28,000 volumes of Christian literature for \$8.99/month

**HOLY
BIBLE**

Continue

*Fair use policy applies

2431. **Septoria alismatis** Ouds., Syll. III ⁵⁶⁹, All. VI ⁷²⁶.
Alisma plantago. F. Brobygaard (1/8 97!).
2432. **Septoria caricis montanae** Vgr., Syll. XVIII ³⁹⁵.
Carex montana. J. Viborg (10/6 04!).
2433. **Septoria punctoidea** Karsten, Syll. III ⁵⁶⁶, All. VI ⁷⁵¹.
Carex vulpina. L. Stensgaard.
2434. **Septoria bromi** Sacc., Syll. III ⁵⁶², All. VI ⁷⁴⁴.
Spermogoniis numerosis, minutis, sphaeroideis, laxe gregariis, maculis cinereis insidentibus, subsuperficialibus. Conidiis hyalinis, eguttulatis, filiformibus, $50 \mu \times 1,5 \mu$.
P. A. Karsten also records the same species on *Phalaris canariensis* from Finland (K. 90) and Allescher has found it on the same host-plant (All. VI ⁷⁴⁴).
Bromus secalinus (hosp. nov.). J. Thorum (12/7 02!). *Agrostis spica venti*. J. Fredrikshavn (5/7 03!). *Poa annua* (hosp. nov.). S. Lyngby (M. L. M.).
2435. **Septoria tenella** Cooke & Sacc., Syll. III ⁵⁶².
Conidiis bacillaribus, rectis $28-40 \mu \times 0,5-1 \mu$.
Festuca gigantea. F. Glorup, Tange Skov; L. Kyllingskov.
2436. **Septoria molinae** Sydow, Syll. XVI ⁹⁷¹, All. VI ⁸¹⁷.
Molinia coerulea. S. Tokkekøb Hegn.
2437. **Septoria oxyspora** Penz. & Sacc., Syll. III ⁵⁶⁵, All. VI ⁷³⁵
c. icon.
Anthoxantum odoratum (hosp. nov.). F. Holstenshus. *Hierochloa borealis* (hosp. nov.). F. Skaarup.
2438. **Septoria avenae** Frank, Syll. XI ⁵⁴⁷, All. VI ⁷³⁸, Septoriose hos Havre (R 04 b ⁴⁰⁵), Havrens mørke Pletsyge (F. K. R. 06 ¹²¹ & 07 a ³⁰⁰), Lit: R 99 d ⁴², M. L. M. 10 ³¹².
On living leaves of *Avena sativa*, common.
2439. **Septoria graminum** Desm., Syll. III ⁵⁶⁵, All. VI ⁷⁸⁹, Septoria-Pletsyge hos Hvede (F. K. R. 09 ⁷⁴⁰), Lit: R 93 d ¹¹⁹, 02 a ⁵⁷⁵, Mangin 99 c. icon.
Conidiis filiformibus $35-60 \mu \times 1 \mu$.
Bromus ramosus. F. Vejstrup (24/12 82). *Avena elatior*. J. Aalborg (H. P. Hansen); Falst. Stubbekøbing. *Avena sativa*. *Hordeum sativum*, common. *Triticum sativum* common (April-July R 99 d ⁴¹), *Triticum junceum* \times *repens*. S. Lindersvold; L. Bredefjord; Møen Rudsemark. *Lolium multiflorum*. L. Nakskov.
2440. **Septoria calamagrostidis** (Libert) Sacc., Syll. X ³⁸⁵, All. VI ⁷⁴⁶ see tab. VII figg. 85 & 86.

Calamagrostis arundinacea. J. Rindholm (1^{5/10} 04! Exs. Kab. & Bub. no 619), Fusingø Vandmølle (1^{9/7} 04!).

2441. **Septoria epigejos** Thümen, Syll. III⁵⁶³, All. VI⁷⁴⁷ see tab. VII figg. 87 & 88.

Calamagrostis epigejos. Sept.—March. J. Mønsted (2^{2/9} 98! Exs. Kab. & Bub. no 467).

2442. **Septoria arenariae** Rostrup 99 a²⁷⁵, Syll. XVI⁹⁷⁴, All. VII⁹⁰⁰. Peritheciis hypophyllis, innatis, minutissimis; conidiis longissimis, tenuissimis, curvatis, 60—100 × 0,5—1 μ.

Calamagrostis arenaria. F. Nyborg; S. Tisvilde (June 98). *Hordeum arenarium*. F. Kerteminde; S. Tisvilde.

2443. **Septoria Vestergrenii** nom. nov., Syn: Sept. brachypodii Vgr. non Passerini, Sept. bromi Sacc. f. brachypodii All. VI⁷⁴⁴.

Brachypodium silvaticum. J. Horsens (2^{0/4} 02!).

2444. **Septoria alopecuri** (Karsten) Sydow, All. VI⁷²⁸.

Alopecurus agrestis. L. Nysted (2^{2/7} 98 abundantly see R 99 b).

2445. **Septoria culmifida** Lind 07 c²⁷⁶, see tab. VII figg. 90 & 91.

Phleum pratense. J. Horsens (1^{4/6} 02!).

2446. **Septoria elymi** Rostrup 99 a²⁷⁶, Syll. XVI⁹⁷⁴, All. VII⁸⁹³, Syn: Sept. ammophilae Sydow, Syll. XVI⁹⁷⁴, All. VII⁸⁸⁷, see tab. VII fig. 89.

Peritheciis sparsis, globoso-depressis; conidiis fasciculatis, cylindraceis 38—70 μ × 5—6 μ, 1—3-septatis, guttulatis.

Hordeum arenarium. J. Fredrikshavn!, Kaas!; S. Tisvilde (2^{9/6} 98).

2447. **Septoria tritici** Desm., Syll. III⁵⁶¹, All. VI⁸⁷⁰, R 99 d⁴¹.

Triticum sativum, common.

2448. **Septoria subradians** (Fries) Karsten 90²⁵, Syn: Sphaeria subr. Fries S. M. II⁵²⁵, Asteroma subr. Fries S. V. ⁴²⁵, *Septoria brunneola* Niessl., Syll. III⁵⁷³, All. VI⁷⁶³.

Sporidiis filiformibus 80—108 μ × 1—2 μ, hyalinis.

On dead leaves of *Convallaria majalis*, quite common in the fall.

2449. **Septoria salicicola** (Fries) Sacc., Syll. III⁵⁰², All. VI⁸⁴⁹, R 02 a⁵⁷⁶, Syn: Depazea sal. Fries S. M. II³⁵⁰.

Conidiis curvatis 35—50 μ × 3 μ, 2-septatis.

Common on leaves of *Salix cinerea*, *caprea*, *repens* etc.

2450. **Septoria marmorata** Kabat & Bubak Exsicc. no 365.

Populus tremula. J. Aalbæk (2^{9/7} 06!).

2451. **Septoria populi** Desm., Syll. III⁵⁰², All. VI⁸³⁴.

Populus tremula. B. Hammershus (Neger 06). *Populus pyramidalis*. J. Rosenholm!.

2452. **Septoria betulina** Passerini, Syll. III⁵⁰⁶, All. VI⁷⁴², R 02 a⁵⁷⁶.
On leaves of *Betula alba*. J. Borridsø (Obelitz). August.
2453. **Septoria quercina** Desm., Syll. III⁵⁰⁴, All. VI⁸⁴⁰.
On leaves of *Quercus robur*. J. Gaardbogaard, Gjesten.
2454. **Septoria epicarpium** Thümen, Syll. III⁵⁵⁹, All. VI⁷⁹⁹.
On living fruit of *Juglans regia*. F. Odense (26/7 87).
2455. **Septoria urticae** Desm., Syll. III⁵⁵⁷, All. VI⁸⁷³.
Urtica urens, common, July–October.
2456. **Septoria acetosae** Oudemans, Syll. XI⁵⁴⁵, All. VI⁸⁴⁸, R 02 a⁵⁷⁶.
Rumex acetosa cult. F. Glorup. *Rumex acetosa*. F. Kirkeby, Skaarup; Møen!; B. Svaneke!.
2457. **Septoria brachyspora** Sacc., Syll. III⁵⁰⁰, All. VI⁷⁸².
On leaves of *Ficus elastica* cultivated in houses (R 96 i).
2458. **Septoria humuli** West., Syll. III⁵⁵⁷, All. VI⁷⁹⁵, R 02 a⁵⁷⁶.
On leaves of *Humulus lupulus*. F. Vejstrup Aaskov.
2459. **Septoria polygonorum** Desm., Syll. III⁵⁵⁵, All. VI⁸³³.
Conidiis filiformibus, curvulis, 45–50 μ \times 1–1,5 μ .
Very common on leaves of *Polygonum tomentosum*, *persicaria*, *nodosum*.
2460. **Septoria cerastii** Rob. & Desm., Syll. III⁵¹⁸, All. VI⁷⁵⁴.
Cerastium caespitosum. F. Vejstrup Aaskov. May.
2461. **Septoria stellariae** Rob. & Desm., Syll. III⁵¹⁸, All. VI⁸⁶⁵.
Stellaria media, common, March–October.
2462. **Septoria scleranthi** Desm., Syll. III⁵¹⁸, All. VI⁸⁵².
On living and dead leaves and stems of *Scleranthus perennis*. J. Sæby.
Scleranthus annuus. F. Ringel.
2463. **Septoria dimera** Sacc., Syll. III⁵¹⁶, All. VI⁸⁵⁶.
On fading leaves of *Silene nutans*. Møens Klint. August.
2464. **Septoria melandrii** Passerini, Syll. III⁵¹⁷, All. VI⁸¹⁰.
On living leaves of *Melandrium rubrum*. J. Krabbesholm!; S. Ordrup.
2465. **Septoria saponariae** (de C.) Savi, Syll. III⁵¹⁶, All. VI⁸⁵⁰.
Saponaria officinalis. Fanø (P. N.).
2466. **Septoria dianthi** Desm., Syll. III⁵¹⁶, All. VI⁷⁷².

THIS PAGE IS LOCKED TO FREE MEMBERS
Purchase full membership to immediately unlock this page



Never be without a book!

Forgotten Books Full Membership gives universal access to 797,885 books from our apps and website, across all your devices: tablet, phone, e-reader, laptop and desktop computer

A library in your pocket for \$8.99/month

Continue

*Fair usage policy applies

2480. **Septoria mercurialis** West., Syll. III⁵⁵⁷, All. VI⁸¹⁶.

On living leaves of *Mercurialis perennis*. J. Vejle; F. Glorup.

2481. **Septoria oxalidis** nov. spec. see tab. VII figg. 92—94.

Maculis solitariis, epiphyllis, cinereis, fusco-marginatis, rotundatis, 1 cm diam. Peritheciis paucis, epiphyllis, sphaeroideis; sporidiis curvatis, utrinque attenuatis, hyalinis, $18-25 \mu \times 1 \mu$.

In living leaves of *Oxalis acetosella*. J. Rindholm (11/4 03! Exs. Vgr.), Horsens!; F. Svenborg (2/9 82).

2482. **Septoria incondita** Desm., Syll. III⁴⁷⁹, All. VI⁷²¹.

On living leaves and fruit of *Acer pseudoplatanus*. F. Hvedholm. *Acer platanoides*. S. Rungsted (O. R.).

2483. **Septoria seminalis** Saccardo, Syll. III⁴⁷⁸, All. VI⁷¹⁹.

On seedlings of *Acer campestre*. L. Stensgaard. *Acer pseudoplatanus*. S. Ermelunden.

2484. **Septoria cathartica** Passerini, Syll. III⁴⁸², All. VI⁸⁴³.

On leaves of *Rhamnus cathartica*. F. Skaarup; S. Basnæs (P. N.).

2485. **Septoria sedi** West., Syll. III⁵²⁷, All. VI⁸⁵⁴.

Sedum purpureum. J. Horsens!; S. Karlebo Overdrev (Th. Leth).

2486. **Septoria posoniensis** Bäumler, Syll. X³⁶⁷, All. VI⁷⁵⁷.

Chrysosplenium alternifolium. S. Eskemose Skov (June 03 O. R.).

2487. **Septoria ribis** Desm., Syll. III⁴⁹¹, All. VI⁸⁴⁵, Syn: *Phleospora ribis* West., Bull. Bruxel 1850, *Septoria grossulariae* (Lib.) West., Syll. III⁴⁹¹, All. VI⁸⁴⁵, Ribsbukenes Bladpletsyge (Lind & Ravn 10⁴⁹ c. icon.), Lit: R 02 a⁵⁷⁶ & 06 q. See tab. IV fig. 51.

Maculis albicantibus, parvulis, fuscomarginatis, subangulosis, sparsis. Peritheciis immersis, globosis, epiphyllis, sparsis, 2—10 maculae insidentibus, poro amplo pertusis. Sporulis filiformibus, curvulis, hyalinis, $45-60 \mu \times 1,5-2 \mu$, 3—4-septatis et minute guttulatis.

Very common, July—October on leaves of *Ribes grossularia*, *nigrum*, *rubrum*, *aureum*.

2488. **Septoria tormentillae** Rob. & Desm., Syll. III⁵¹¹, All. VI⁸⁶⁸.

Potentilla erecta. J. Aalbæk!, Viborg (! 23/8 03) etc.

2489. **Septoria gei** Rob. & Desm., Syll. III⁵¹⁰, All. VI⁷⁸⁸.

Geum urbanum. J. Skive (2/7 96!), Horsens!; Møen Stensgaard. *Geum rivale*. J. Bygholm!.

2490. **Septoria fragariae** Desm., Syll. III⁵¹¹, All. VI⁷⁸³.

On living leaves of *Fragaria vesca*. F. Glorup.

2491. **Septoria rosae** Desm., Syll. III ⁴⁸⁵, All. VI ⁸⁴⁶, R 02 a ⁵⁷⁶, Syn: *Sept. rosarum* West., R 84 i, *Phleospora rosae* v. Höhnel.

Rosa canina common. *Rosa gallica* in the gardens. *Rosa mollis*. J. Flade!, Tannishus!. *Rosa villosa*. J. Kaas!.

2492. **Septoria rubi** West., Syll. III ⁴⁸⁶, All. VI ⁸⁴⁷.

Very common on living and fading — specially on wintering — leaves of many different species of *Rubus*.

2493. **Septoria cerasina** Peck, Syll. III ⁴⁸⁹, All. VI ⁸³⁸, R 97 m ⁴⁹.

Prunus padus (hosp. nov.). F. Glorup, Holmdrup.

2494. **Septoria piricola** Desm., Syll. III ⁴⁸⁷, All. VI ⁸²⁹, Syn: *Sept. nigerrima* Fuckel, Syll. III ⁴⁸⁷, All. VI ⁸²⁹, Lit: Klebahn 08 a, R 02 a ⁵⁷⁴, Lind & Ravn 10 ²⁷ c. icon.

Very common on leaves of *Pirus communis*. J., F., S. etc.

2495. **Septoria aucupariae** Bresadola, Syll. XI ⁵³⁹, All. VI ⁸⁶¹.

Sporidiis 40—45 μ \times 4 μ , 2-sept.

Sorbus aucuparia. S. Fredriksværk. June.

2496. **Septoria crataegi** Kickx, Syll. III ⁴⁸⁶, All. VI ⁷⁶⁷, R 02 a ⁵⁷⁶.

Crataegus monogyna. S. Sorgenfri (^{22/8} 92). *Crataegus oxyacantha*. J. Stendrupstrand.

2497. **Septoria astragali** Desm., Syll. III ⁵⁰⁸, All. VI ⁷³⁷.

On living leaves of *Astragalus glycyphyllus*, common, July—Sept.

2498. **Septoria silvestris** Passerini, Syll. III ⁵¹⁰, All. VI ⁸⁰².

Vicia sepium. J. Krabbesholm Skov (^{11/3} 06!).

2499. **Septoria viciae** West.; Syll. III ⁵⁰⁹, Syll. VI ⁸⁷⁵.

May—August. *Vicia lathyroides*. J. Horsens!; F. Skaarupør. *Vicia tetrasperma*. Falst. Østerskov.

2500. **Septoria leguminum** Desm., Syll. III ⁵⁵⁹, All. VI ⁸³⁰.

On diseased pods of *Phaceolus nanus*. Falst. Stubbekøbing (Aug. 80 Exs. Thüm. Myc. no 2096).

2501. **Septoria pisi** West., Syll. III ⁵⁰⁹, All. VI ⁸³⁰.

Pisum arvense. J. Askov (^{25/7} 00 F. K. R.).

2502. **Septoria medicaginis** Rob. & Desm., Syll. III ⁵⁰⁸, All. VI ⁸¹³.

On dying leaves of *Medicago sativa*. S. Lyngby (^{3/9} 97 K. H.).

2503. **Septoria stipularis** Passerini, Syll. III ⁵¹⁰, Syn: *Rhabdospora stip.* All. VI ⁹¹¹.

A true parasite, attacking living leaves and stems and killing them. Peritheciis lenticularibus vel oblongis, c. 300 μ diam., poro 35 μ diam.,

pertusis. Sporidiis cylindraceutis, vel claviformibus, rectis, obtusis 36—44 μ \times 1,5—3 μ , 4—8-septatis, hyalinis.

Lotus corniculatus (hosp. nov.), J. Bangsbo (26/7 02!).

2504. **Septoria plantaginea** Passerini, Syll. III⁵⁵⁴, All. VI⁸³¹.

Conidiis oblongo-clavatis, 75—100 μ \times 5 μ , 5-septatis.

Plantago lanceolata. J. Viborg (1/7 04!).

2505. **Septoria plantaginis** (Cda.) Sacc., Syll. III⁵⁵⁴, All. VI⁸³¹.

Conidiis bacillaribus vel ellipticis, rectis, 18 μ longit.

Plantago major. J. Laurbjerg (2/9 99!).

2506. **Septoria verbenae** Rob. & Desm., Syll. III⁵³⁷, All. VI⁸⁷³.

Verbena officinalis. L. Stokkemærke.

2507. **Septoria stachydis** Rob. & Desm., Syll. III⁵³⁹, All. VI⁸⁶⁵.

Stachys silvaticus. J. Bangsbo Skov!, Krabbesholm Skov (9/11 02!).

2508. **Septoria cotylea** Harr. & Pat. 05⁸⁵, Syll. XVIII³⁸⁵.

In seed-plants of *Galeopsis tetrahit*. F. Skaarup (abundantly 21/4 1874).

2509. **Septoria galeopsidis** West., Syll. III⁵³⁹, All. VI⁷⁸⁵.

Galeopsis tetrahit. Common, noticed from J., F., S., Falst. etc.

2510. **Septoria Diedickei** Sacc., Syll. XVIII³⁸⁵, Syn: *Sept. galeobdoli* Died., Hedwigia 1903.

On living, especially on wintered leaves of *Lamium galeobdolon*. J. Bygholm!; F. Brændeskov (16/5 83); S. Borød (F. & W.); B. Almindingen (Exc. 16/5 11).

2511. **Septoria lamii** Passerini, Syll. III⁵³⁸, All. VI⁸⁰⁰.

Lamium album, common. *Lamium amplexicaule* (hosp. nov.). S. Lyngby (M. L. M.):

2512. **Septoria scopariae** West., Syll. III⁵⁵⁸, All. VI⁸⁶¹.

On pods of *Sarothamnus scoparius*. F. Glorup Dyrehave. August.

2513. **Septoria laburni** Passerini, Syll. III⁴⁸⁵, All. VI⁷⁷⁰, R 02 a⁵⁷⁶.

On fading leaves of *Cytisus laburnum*. S. København. October.

2514. **Septoria Brissaceana** Sacc. & Let., Syll. III⁵¹², All. VI⁸¹¹, Syn: *Sept. lythrina* Peck, Syll. III⁵¹².

Lythrum salicaria. J. Horsens!; F. Skaarup (30/7 83); S. Tystofte; L. Stensgaard; B. Rømersdal.

2515. **Septoria epilobii** West., Syll. III⁵¹³, All. VI⁷⁷⁶.

On living leaves of *Epilobium hirsutum*. J. Horsens (8/8 01!).

2516. **Septoria oenotherae** West., Syll. III⁵¹³, All. VI⁸¹⁹.

Oenothera biennis. F. Brenderup!; S. Fredriksværk.

THIS PAGE IS LOCKED TO FREE MEMBERS

Purchase full membership to immediately unlock this page

Know Your Bible

Forgotten Books' Full Membership provides unlimited access to more than 28,000 volumes of Christian literature for \$8.99/month

**HOLY
BIBLE**

Continue

*Fair use policy applies

2530. **Septoria convolvuli** Desm., Syll. III ⁵³⁶, All. VI ⁷⁶⁴.
Convolvulus arvensis & *sepium*, common June–Sept.
2331. **Septoria dulcamarae** Desm., Syll. III ⁵³⁵, All. VI ⁸⁵⁸.
Sporidiis filiformibus, 40–50 μ \times 1,5 μ , 3-sept.
In living leaves of *Solanum dulcamara*. J. Viborg!, Horsens!; F. Aaby-mark; Falst. Stubbekøbing.
2532. **Septoria lycopersici** Spegazzini, Syll. III ⁵³⁵, All. VI ⁸⁵⁸,
Güssow 08.
Conidiis filiformibus, hyalinis, 40–107 μ \times 2–3,5 μ , 3–10-septatis.
Its attack is very noxious for the cultivated tomato'es.
On the leaves and stems of *Solanum lycopersicum*. J. Sindal; S. Husum;
Am. Taarnby. August–Sept.
2533. **Septoria phlogis** Sacc. & Speg., Syll. III ⁵²³, All. VI ⁸²⁶.
Phlox sp. cult. J. Skive (June 02!), Viborg!.
2534. **Septoria mimuli** Winter, Syll. X ³⁷⁸, All. VI ⁸¹⁷.
On living leaves of *Mimulus luteus*. J. Viborg (2/9 99!).
2535. **Septoria veronicae** Desm., Syll. III ⁵³⁴, All. VI ⁸⁷⁴.
Veronica hederifolia. F. Klingstrup, May.
2536. **Septoria lavandulae** Desm., Syll. III ⁵³⁷, All. VI ⁸⁰².
On living leaves of *Lavandula vera*. J. Viborg (29/8 05!).
2537. **Septoria menthae** (Thümen) Ouds., Syll. III ⁵³⁸, All. VI ⁸¹⁵.
Peritheciis epiphyllis, conidiis 35–48 μ \times 1 μ , 3-septatis.
Mentha arvensis. J. Viborg (21/8 03!).
3538. **Septoria lycopi** Passerini, Syll. III ⁵⁴⁰, All. VI ⁸¹¹.
Lycopus europaeus. J. Viborg (4/8 03!), Vejle.
2539. **Septoria orni** Passerini, Syll. III ⁴⁹⁵, All. VI ⁷⁸⁴.
On living leaves of *Fraxinus excelsior*. F. Tange Aa. July.
2540. **Septoria limnanthemii** Thümen, Syll. III ⁵⁴¹, All. VI ⁸⁰⁶.
Limnanthemum nymphaeoides. S. Botanisk Have. August.
2541. **Septoria menyanthii** Desmazières, Syll. III ⁵³², All. VI ⁸¹⁶.
Menyanthes trifoliata. Common, recorded from J., F., S. (R 06 cc), L., Falst.
2542. **Septoria oleandrina** Saccardo, Syll. III ⁴⁹⁷, All. VI ⁸¹⁹.
On withering leaves of *Nerium oleander*. L. Nakskov (26/5 05 Wibolt see
R 05 q).
2543. **Septoria vincetoxici** (Schub.) Auerswald, Syll. III ⁵⁴², All.
VI ⁷⁶⁹.

June–Sept. *Cynanchum vincetoxicum*. S. Rørvig, Klintebjerg, Boserup (O. R.); B. Hammershus (31/5 84), Dynddalen (Neger 06).

2544. **Septoria asclepiadea** Sacc., Syll. III⁵⁴², All. VI⁷⁶⁹.

Upon the fruit of *Cynanchum vincetoxicum*. B. Hammershus.

2545. **Septoria asperulae** Bäumler, Syll. X³⁷³, All. VI⁷³⁶.

On wintered leaves of *Asperula odorata*. J. Egebjerg near Horsens (19/4 02!).

2546. **Septoria linnaeae** (Ehrenberg) Bres. & Har. 1891, Syll. X³⁵⁸, All. VI⁸⁰⁶, R 99 a²⁶⁸, see tab. VII figg. 81 & 82.

Maculis amphigenis, circularibus, 1–2 mm latis, albis, rubrocinctis; peritheciis 1–10, epiphyllis, nigris, minutissimis; conidiis filiformibus, tenuissimis, continuis vel multiseptatis, 50–76 μ \times 1 μ .

Linnaea borealis. S. Tisvilde Hegn (June–July 98 W. Christensen).

2547. **Septoria viburni** Westendorp, Syll. III⁴⁹³, All. VI⁸⁷⁴.

Viburnum opulus. F. Glorup, Skaarup; L. Sørup. July–August.

2548. **Septoria valerianae** Saccardo & Fautrey, Syll. XVI⁹⁶³, All. VII⁹⁰³.

Valeriana major. S. Haveselskabets Have. November.

2549. **Septoria scabiosicola** Desm.; Syll. III⁵⁵³, All. VI⁸⁵¹, Syn: *Ascochyta scabiosae* Rabenhorst, Syll. III⁴⁰⁰, All. VI⁶⁷²,

Very common on leaves of *Succisa praemorsa* and *Knautia arvensis*.

2550. **Septoria lapparum** Saccardo, Syll. III⁵⁵¹, All. VI⁸⁰¹.

Lappa sp. Flaskekroen (May 89 O. R.).

2551. **Septoria Fuckelii** Saccardo, Syll. III⁵⁴⁵, All. VI⁸⁷¹ c. icon.

On living leaves of *Tussilago farfara*. J. Hadsund: S. Tisvilde (29/6 94 O. R.).

2552. **Septoria pyrethri** Bresadola, Syll. XIV⁹⁷³, All. VI⁸³⁹.

Chrysanthemum parthenium. S. Lyngby (K. H.). September.

2553. **Septoria chrysanthemella** Sacc., Syll. XI⁵⁴², All. VI⁸⁰⁴, Syn. *Sept. chrysanthemi* Rostrup 97 m⁴⁶, *Sept. Rostrupii* Sacc. & Sydow, Syll. XIV⁹⁷³, All. VI⁷⁵⁷, *Sept. chrysanthemi* Cavara, *Sept. chrysanthemi-indici* Kab. & Bub., *Sept. varians* Joffrin (see Magnus 07), *Chrysanthemumbladenes Septoria* (Lind 08 d c. icon.).

On living leaves of *Chrysanthemum indicum*, common June–November.

2554. **Septoria senecionis** Westendorp, Syll. III⁵⁴⁹, All. VI⁸⁵⁴.

On living leaves of *Senecio aquaticus*. F. Glorup. August.

2555. **Septoria senecionis-silvatici** Sydow, Syll. XVI⁹⁶⁴, All. VI⁸⁵⁴.

Senecio silvaticus. J. Skovsgaard near Viborg (27/7 03!).

2556. **Septoria virgaureae** Desmazières, Syll. III⁵⁴⁶, All. VI⁸⁵⁹.
Solidago virgaurea. J. Hjørring!; S. Glænø (17/7 76 P. N.).

2557. **Septoria bidentis** Sacc., Syll. III⁵⁴⁷, All. VI⁷⁴².
Bidens tripartitus. J. Vejle; L. Stensgaard; Maribo Sø. July–August.

2558. **Septoria arnosericis** nom. nov., Syn: *Rhabdospora* arn.
Lind 05. See tab. VII figg. 83 & 84.

Maculis orbiculatis, amphigenis, majorem folii partem denique occupantibus, indeterminatis. Peritheciis numerosis, sparsis, minutis, 90–100 μ diam., hemisphaericis, superficialibus, papillatis, poro pertusis. Sporulis filiformibus, continuis, rectis, hyalinis 33–34 μ \times 1 μ .

On living and fading leaves and stems of *Arnosericis minima*. J. Viborg (9/7 94!), Langaa, Horsens!

2559. **Septoria lactucae** Passerini, Syll. III⁵⁵¹, All. VI⁸⁰⁰.
On living leaves of *Lactuca sativa*. F. Skaarup. July.

Rhabdospora.

2560. **Rhabdospora equiseti** (Desm.) All. VI⁹⁰¹, Syn: *Septoria* eq. Desm., Syll. III⁵⁷⁶.

Equisetum fluviatile. F. Brudager (Sept. 82. Thüm. Myc. no 2296), Klingstrup, Skaarup; Lang. Tranekær.

2561. **Rhabdospora pithyophila** Sacc., Syll. III⁵⁸⁵, All. VI⁸⁸⁵.

Picea alba. J. Randbøldal (Krohn), Aalykke (N. Fritz). *Picea excelsa*. J. Baggesvogn Skov!, S. Taarnholm (Fritz), Dæmpegaard (C. Hansen).

2562. **Rhabdospora junci** (Desm.) All. VI⁹¹⁰, Syn: *Septoria junci* Desm., Syll. III⁵⁶⁹.

On dead stems of *Juncus effusus*. S. Bøllemose. *Juncus compressus*. Fænø.

2563. **Rhabdospora scirpi** (Sacc.) All. VI⁹²², Syn: *Septoria scirpi*, Sacc., Syll. III⁵⁶⁷.

Scirpus lacustris. S. Sjælsø (O. R.), Utterslev Mose (May 03 O. R.).

2564. **Rhabdospora arundinis** (Mont.) All. VI⁹¹⁶, Syn: *Septoria arund.* Sacc., Syll. III⁵⁶⁴.

Arundo phragmites. S. Sjælsø (June 03 O. R.).

2565. **Rhabdospora salicelli** (B. & Br.) Sacc., Syll. III⁵⁸⁵, All. VI⁹²⁰ c. icon., Syn: *Septoria sal.* Berk. & Br.

On twigs of *Salix repens*. S. Gammellose (see R 06 cc³⁵⁷).

2566. **Rhabdospora princeps** (B. & Br.) Sacc., Syll. III⁵⁸⁴.

On twigs of *Fagus silvatica*. S. Jægersborg.

2567. **Rhabdospora magna** Sacc., Syll. XVI⁹⁷⁹, All. VII⁹⁰⁷.

THIS PAGE IS LOCKED TO FREE MEMBERS
Purchase full membership to immediately unlock this page



Never be without a book!

Forgotten Books Full Membership gives universal access to 797,885 books from our apps and website, across all your devices: tablet, phone, e-reader, laptop and desktop computer

A library in your pocket for \$8.99/month

Continue

*Fair usage policy applies

2581. **Rhabdospora continua** (Berk. & Cooke) Sacc., Syll. III⁵⁹³.
Plantago major. B. Almindingen (11/9 98, new for Europe see R 99 a²⁶⁷ & 06 dd³⁷⁹).

2582. **Rhabdospora fraxini** Passerini, Syll. X³⁸⁹, All. VI⁹⁰⁵.
 On twigs of *Fraxinus excelsior*. S. Gjorslev (Anthon).

2583. **Rhabdospora cynanchica** Sacc., Syll. III⁵⁹¹, All. VI⁸⁹⁹.
 On dead stems of *Cynanchum vincetoxicum*. S. Rørvig (17/7 92).

2584. **Rhabdospora lonicerae** (Cooke & Ell.) Sacc., Syll. III⁵⁸²,
 All. VI⁹¹¹.

Lonicera xylosteum. S. Dyrehaven (April 91 O. R.).

2585. **Rhabdospora tomispora** Berlese & Bresadola, Syll. X³⁹⁵,
 All. VI⁸⁹⁰.

Differs from all other species of *Rhabdospora* through its articulated sporidiis, see tab. VIII.

On dead stems of *Artemisia vulgaris*. J. Skive (11/5 01!).

2586. **Rhabdospora solidaginis** Cooke & Ellis, Syll. III⁵⁹¹, All.
 VI⁹²⁵.

Solidago virgaurea. J. Bangsbo (27/7 06!).

2587. **Rhabdospora intybi** (Passerini) All. VI⁸⁹⁷, Syn: *Septoria*
int. Pass. Syll. III⁵⁵¹.

Cichorium intubus. J. Horsens (24/9 01!).

2588. **Rhabdospora hypochaeridis** All. VI⁹⁰⁹, Syll. XIV⁹⁸⁴.

On dead stems of *Hypochaeris radicata*. J. Sæbygaard.

Collonema.

2589. **Collonema schizothyrioides** (Preuss) Grove, All. VI⁹³¹,
 Syn: *Aposphaeria schiz.* Sacc., Syll. III¹⁷⁷, All. VI³⁸⁴.

It is — according to Schroeter 08¹⁴⁶ — the conidial fructification of *Godronia ericae*.

On dead twigs of *Calluna vulgaris*. J. Dollerup (Octob. 07 E. W.).

Phleospora.

Phleospora ulmi corresponds to *Mycosphaerella ulmi* (see Klebahn 05), and many other form-species of *Phleospora* are surely corresponding to species of *Mycosphaerella*, especially is a series of forms of *Phleospora* on leaves of deciduous trees corresponding to *Mycosphaerella maculiformis* (viz. *Phleosp.* *aesculi*, *quercicola*, *aceris*, *castanicola*).

Phleospora oxyacanthae corresponds to *Mycosphaerella oxyacanthae* (see Jaap. exsicc. no 188). Concerning the systematical place of *Phleospora* see also v. Höhnel 02⁹⁹⁵.

2590. ***Phleospora castanicola*** (Desm.) D. Sacc., Syn: *Septoria castanicola* Desm., Syll. III⁵⁰⁴, All. VI⁷⁵², R 02 a⁵⁷⁶.

On leaves of *Castanea vesca*. September. J. Skive!.

2591. ***Phleospora maculiformis*** nom. nov., Syn: *Sept. quercicola* Sacc., Syll. III⁵⁰⁵, All. VI⁸⁴⁰, not *Phleospora quercicola* Sacc., Syll. XVIII⁴⁹⁰.

On leaves of *Quercus robur*, common in the fall.

2592. ***Phleospora ulmi*** (Fries) Wallr., Syll. III⁵⁷⁸, Syn: *Phleosp. ulmicola* (Biv.) All. VI⁹³⁶, R 02 a⁵⁹⁶, *Kleb. 05*, *Septoria ulmi* Fries El. II¹¹⁸, *Phyllachora ulmi* (Sow.) Fuckel, R 80 a¹⁴².

On living leaves of *Ulmus effusa*, *montana*, *pyramidalis*, very common in the fall.

2593. ***Phleospora maculans*** (Bereng.) All. VI⁹³⁵, Syn: *Phleosp. mori* (Lév.) Sacc., Syll. III⁵⁷⁷, R 02 a⁵⁹⁶.

On living leaves of *Morus nigra*, July–Octob. J. Gylding (Jeppesen); F. Hofmansgave (Hofman-Bang), Skaarup (23/8 64); S. København; Falst. Moseby (H. Mørk); B. Allinge!, Svaneke!, Neksø!.

2594. ***Phleospora aceris*** (Lib.) Sacc., Syll. III⁵⁷⁷, All. VI⁹³³, R 02 a⁵⁹⁶.

On leaves of *Acer pseudoplatanus*, very common.

2595. ***Phleospora pseudoplatani*** (Rob. & Desm.)!, Syn: *Septoria pseud.* Rob. & Desm., Syll. III⁴⁷⁸, All. VI⁷¹⁹, R 02 a⁵⁷⁶.

On living leaves and fruit of *Acer platanoides*, common, June–Octob.

2596. ***Phleospora aesculi*** (Lib.)!, Syn: *Septoria aesc.* (Lib.) West., Syll. III⁴⁷⁹, All. VI⁷²⁵.

On living leaves of *Aesculus hippocastanum*. J. Dvergetved (V. S.).

2597. ***Phleospora oxyacanthae*** (Fries) Wallr., Syll. III⁵⁷⁸, All. VI⁹³⁵, Syn: *Septoria ox.* Fries El. II¹¹⁹, Lit: R 95 e & 02 a⁵⁹⁷.

On leaves of *Crataegus monogyna* & *oxyacantha*, common, July–Octob.

2598. ***Phleospora fulvescens*** (Sacc.) v. Höhnel in Jaap's Exsicc. no 239, Syn: *Septoria fulv.* Sacc., Syll. III⁵¹⁰, All. VI⁸⁰².

On living leaves of *Lathyrus maritimus*. J. Tversted (! Exs. Kabat & Bubak no 622), Tannishus, Svinkløv, Fanø (E. W. 94⁶²); S. Tisvilde; Falst. Bøtø; B. Blykobbe, Rønne l. *Lathyrus silvester*. F. Skaarupør; S. Tisvilde; Møens Klint.

2599. **Phleospora robiniae** (Libert) v. Höhnel 05, Syn: *Fusarium Vogelii* P. Henn., *Septoria curvata* (Rbh. & Braun) Sacc., Syll. III⁴⁸⁴, All. VI⁸⁴⁶, *Septoria robiniae* Desm., Syll. III⁴⁸⁴, All. VI⁸⁴⁵, R 02 a⁵⁷⁶.
On leaves of *Robinia pseudacacia*. S. Charlottenlund (5/9 92); L. Stensgaard.

2600. **Phleospora Bresadolae** All. VI⁹³⁴, Syll. XI⁵⁵⁰.
On living leaves of *Asperula odorata*. S. Slangerup (6/10 07!).

Phlyctaena.

2601. **Phlyctaena pseudophoma** Sacc., Syll. III⁵⁹⁵, All. VI⁹³⁹.
On young plants of *Quercus robur*. S. Petersgaard (Thymann).

Eriospora.

2602. **Eriospora leucostoma** Berk. & Br., Syll. III⁶⁰⁰, All. VI⁹⁴⁷ c. icon.
Juncus Gerardi. J. Horsens (! 19/4 07 see Lind 07 c²⁷⁷).

Dilophospora.

2603. **Dilophospora graminis** Desm., Syll. III⁶⁰⁰, All. III⁹⁴⁸ c. icon.
It is supposed to be the conidial form of *Dilophia graminis*.
Agrostis alba, *Holcus mollis* & *lanatus*, common.

Cytosporina.

The forms of *Cytosporina* correspond to species of *Valsa*, see pag. 237.

2604. **Cytosporina abietis** Ouds., Syll. XVI⁹⁸³, All. VII⁹¹¹.
On cones of *Picea canadensis*. S. Hejreskov (28/8 05).

2605. **Cytosporina aspera** (Wallr.) Sacc., Syll. III⁶⁰², All. VI⁹⁵³.
Fagus silvatica. Common. July–October.

2606. **Cytosporina ludibunda** Sacc., Syll. III⁶⁰¹, All. VI⁹⁵⁵.
Robinia pseudacacia. S. Forsthaven. Sept.

2607. **Cytosporina millepunctata** Sacc., Syll. III⁶⁰², All. VI⁹⁵³, R 83 d²⁸⁹.
Fraxinus excelsior, common, associated with *Valsa eunomia*.

Micropera.

The formspecies of *Micropera* (and *Micula*) correspond to species of *Cenangieae*, viz:

Micropera abietis to *Dermatella eucrita* (sec. Rostrup).

THIS PAGE IS LOCKED TO FREE MEMBERS

Purchase full membership to immediately unlock this page

Know Your Bible

Forgotten Books' Full Membership provides unlimited access to more than 28,000 volumes of Christian literature for \$8.99/month

**HOLY
BIBLE**

Continue

*Fair use policy applies

Leptostromaceae—Hyalosporae.

Leptothyrium.

Klebahn has demonstrated by cultural experiments, that *Leptothyrium alneum* is the conidial fructification of *Gnomoniella tubiformis* (see Klebahn 08 b).

2615. **Leptothyrium litigiosum** (Desm.) Sacc., Syll. III ⁶³⁶, All. VII ³³⁹.

Pteridium aquilinum. J. Hald Egeskov (^{24/5} 04!).

2616. **Leptothyrium pini** (Fries) Sacc., Syll. III ⁶²⁷, All. VII ³²⁹, Syn: *Sacidium pini* Fries S. V. ⁴²⁰, R 83 d ²⁸⁰, 02 a ⁵⁷⁸.

Abies alba. F. Hofmangave (Hofman-Bang). *Abies Nordmanniana*. J. Holsted (Fritz). *Picea alba*. J. Gøddinggaard Plantage; F. Broholm: S. Uglerup Skov; Falst. Kohave (C. H. O.). *Picea excelsa*. J. Feldborg (Gad); S. Krusesminde (Fritz), Køge Aas. *Picea morinda*. S. Skovvænget (Wichfeld). *Pinus montana*. F. Hofmangave (Hofman-Bang).

2617. **Leptothyrium radiatum** F. & W. 07 ³⁵⁵ c. icon.

On dead straw of *Juncus squarrosus*. J. Borris.

2618. **Leptothyrium crastophilum** B. R. S., Syll. X ⁴¹⁶, All. VII ³²⁷.

On straw. S. Eskemosegaard Skov (June 03 O. R.).

2619. **Leptothyrium populi** Fuckel, Syll. III ⁶²⁷, All. VII ³³⁸ c. fig.

On leaves of *Populus alba*. S. Landbohøjskolens Have. Nov.

2620. **Leptothyrium alneum** (Fries) Sacc., Syll. III ⁶²⁷, All. VII ³²⁵, R 02 a ⁴⁷⁹, Syn: *Dothidea alnea* Fries S. M. II ⁵⁶⁴, Ællens Vorteplet (H. 37 ⁸⁷³), Lit: Klebahn 08 b, Tassi 04 ¹⁶.

Common on living leaves of *Alnus glutinosa*, Aug.—Sept.

2621. **Leptothyrium quercinum** (Lasch) Sacc., Syll. III ⁶²⁸, All. VII ³⁴⁰.

On dead leaves of *Quercus robur*. J. Hald Egeskov (^{31/3} 03!).

2622. **Leptothyrium medium** Cooke, Syll. X ⁴¹², All. VII ³³⁹.

On dead leaves of *Quercus robur*. J. Rimmen!, Hald Egeskov (^{17/2} 03!), Tapdrup. *Quercus sessiliflora*. J. Silkeborg!.

2623. **Leptothyrium juglandis** Libert, All. VII ⁶⁰², Syn: *Lept. castaneae* (Spr.) Sacc. var *nucifoliae* Massal., Syll. XI ⁵⁵⁴, All. VII ³²⁸.

Juglans regia. J. Knivholt (^{23/10} 07 V. S.).

2624. **Leptothyrium acerinum** (Kze.) Corda, Syll. III ⁶³⁰, All. VII ³²² c. icon.

On fallen leaves of *Acer platanoides*. S. Fredriksborg (^{28/3} 02!).

2625. **Leptothyrium vulgare** (Fries) Sacc., Syll. III ⁶³³, All. VII ³²⁴.
Ribes grossularia. F. Odense. *Cornus suecica*. J. St. Vildmose, Moskov.
Pirola chlorantha (hosp. nov.). S. Tisvilde. *Campanula trachelium*. J. Bangsbo
 Skov!. *Cirsium arvense* (hosp. nov.). F. Vejstrup Aaskov, Klingstrup. *Solidago*
virgaurea. J. Viborg!.

2626. **Leptothyrium pomi** (Fries) Sacc., Syll. III ⁶³², All. VII ³³⁷,
 Syn: *Labrella pomi* Fries.
 Not uncommon on apples. Nov.—Dec.

2627. **Leptothyrium chimophilae** spec. nov.
 Peritheciis in acervulos coacervatis vel sparsis, superficialibus, scutato-
 planis, 160 μ diam., atro-nitidis, astomis, contextu minuto parenchy-
 matico, vix radiato; conidiis cylindraceis, rectiusculis, hyalinis, granu-
 losis, 15—20 $\mu \times 2-3 \mu$, basidiis parallele stipatis, brevissimis.
 On leaves of *Chimophila umbellata*. S. Tisvilde (^{25/10} 78).

2628. **Leptothyrium periclymeni** (Desm.) Sacc., Syll. III ⁶²⁶, All.
 VII ³³⁵ c. icon., R 02 a ⁵⁶².
Lonicera xylosteum. S. Slangerup!, Køge Aas, Slagelse Skov (R 99 a ²⁷¹.
 “*Marsonia lonicerae* Harkn.”); Møens Klinteskov (R 95 a ²¹⁰).

Piggotia.

2629. **Piggotia astroidea** Berk. & Br., Syll. III ⁶³⁷, All. VII ³⁴⁵
 c. icon.
 Is the conidial fructification of *Dothidella ulmi* (see Wt. II ⁹⁰⁴).
 On living leaves of *Ulmus campestris*. L. Knuthenborg (R 92 g ⁷⁷).

Leptostroma.

The form-species of *Leptostroma* are often lower fructifications of the
 species of *Hypodermataceae* see pag. 144.

2630. **Leptostroma filicinum** Fries S. M. II ⁵⁹⁹, Syll. III ⁶⁴⁵, All.
 VII ³⁵⁸.
Osmunda regalis. L. Fuglsang Skov (see R 99 b). *Pteridium aquilinum*. S.
 St. Hareskov (O. R.), Lyngby Mose (April 89 O. R.).

2631. **Leptostroma juncacearum** Saccardo, Syll. III ⁶⁴⁴, All. VII ³⁵⁰.
Juncus effusus. S. Gammelmose (see R 06 cc).

2632. **Leptostroma Henningsii** All. VII ³⁴⁹, Syll. XI ⁵⁵⁶.
Eriophorum angustifolium. J. Utoft Plantage. July.

2633. **Leptostroma scirpinum** Fries S. M. II ⁵⁹⁸, Syll. III ⁶⁴⁴.
Scirpus lacustris. J. Silkeborg Langsø; S. Sjælsø, Hulsø (^{5/9} 86 O. R.), Tju-
 strup Sø; L. Vesterborg Sø.

2634. **Leptostroma caricinum** Fries S. M. II ⁵⁹⁸, Syll. III ⁶⁴⁵, All. VII ³⁵⁹.

Carex arenaria. F. Hals. *Carex pseudocyperus*. F. Broholm; S. Gammellose (R 06 cc).

2635. **Leptostroma phragmitis** Fries, Syll. III ⁶⁴³, All. VII ³⁵².

Arundo phragmites. F. Lundeborg; S. Dronninggaard.

2636. **Leptostroma polygonatum** Lasch, Syll. III ⁶⁴⁴, All. VII ³⁵⁹.

Majanthemum bifolium. J. Rindsholm (Gad); S. Geelskov. Dec.

2637. **Leptostroma scriptum** Fries S. M. II ⁵⁹⁸, Syll. III ⁶⁴⁰, All. VII ³⁵⁷.

Acer negundo. S. Helene Kilde. July.

2638. **Leptostroma herbarum** (Fries) Link, Syll. III ⁶⁴⁵, All. VII ³⁴⁸, Syn: *Sclerotium herb.* Fries S. M. II ⁵⁹⁹.

Ribes grossularia. J. Aarhus!. *Saponaria officinalis*. F. Holmdrup. *Valeriana officinalis*. F. Klingstrup. *Trientalis europaea*. J. Rindsholm (Gad).

2639. **Leptostroma spiraeinum** (Sacc. & Briand) Vgr., Syn: *Placosphaeria clypeata* Briand & Har., Syll. X ²³⁴, All. VI ⁵⁴⁴ see Vgr. 03 ¹⁰⁸.

On dead stems of *Filipendula ulmaria*, common. *Filipendula hexapetala*. F. Skaarup.

2640. **Leptostroma virgultorum** Saccardo, Syll. III ³⁶⁹, All. VII ³⁵⁴.

On dead branches of *Rubus* sp. J. Marselisborg Skov (¹⁸/₆ 08!).

2641. **Leptostroma lineare** Léveillé, Syll. III ⁶⁴⁶, All. VII ³⁵⁷.

Peritheciis linearibus usque ad 4 mm long., atris. Sporulis ellipsoideis utrinque rotundatis, $8 \mu \times 4 \mu$, biguttulatis.

Pastinaca sativa. S. Lersøen (O. R.). *Tanacetum vulgare*. J. Feggeklit (Exc. ²⁴/₇ 10), Fredericia Vold!; S. Køge.

2642. **Leptostroma lonicericolum** Rabenhorst, Syll. III ⁶⁴⁷ & XVI ⁹⁹⁰, All. VII ³⁵¹.

On twigs of *Lonicera xylosteum*. S. Aasevang (May 91 O. R.).

2643. **Leptostroma confluens** (Fries)!, Syn: *Rhytisma* conf. Fries S. M. II ⁵⁷⁰, *Myxodiscus* conf. (Schw.) v. Höhnel 06 a, *Leptostroma eupatorii* Allescher VII ³⁴⁹, Syll. XIV ⁹⁹⁴.

Eupatorium cannabinum. J. Klokkedalen (²²/₃ 03!).

Melasmia.

2644. **Melasmia myriocarpa** spec. nov.

Maculis amphigenis, brunneis, magnis, indeterminatis. Peritheciis epiphyllis, gregariis, submagnis, semiimmersis, atris, contextu paren-

THIS PAGE IS LOCKED TO FREE MEMBERS
Purchase full membership to immediately unlock this page



Never be without a book!

Forgotten Books Full Membership gives universal access to 797,885 books from our apps and website, across all your devices: tablet, phone, e-reader, laptop and desktop computer

A library in your pocket for \$8.99/month

Continue

*Fair usage policy applies

Leptostromaceae—Scolecosporae.

Actinothyrium.

2649. **Actinothyrium graminis** Fries S. M. II ⁵⁹⁷, Syll. III ⁶⁵⁸, All. VII ³⁸⁶.

On straw of *Molinia coerulea*, common, May–July. *Melica uniflora*. F. Bjørnemose.

Leptostromella.

2650. **Leptostromella juncina** (Fries) Sacc., Syll. III ⁶⁶⁰, All. VII ³⁹⁰, Syn: *Leptostroma junc.* Fries S. M. II ⁵⁹⁸.

Juncus effusus. F. Skaarup. *Juncus glaucus*. F. Svenborg.

2651. **Leptostromella hysteroioides** (Fries) Sacc., Syll. III ⁶⁵⁹, All. VII ³⁸⁹ c. icon., Syn: *Leptostroma hyst.* Fries S. M. II ⁵⁹⁹.

Betonica officinalis. L. Rudbjerggaard. July.

Excipulaceae—Hyalosporae.

Excipula.

2652. **Excipula strobi** Fries S. M. II ¹⁹⁰, Syll. III ⁶⁶⁸, All. VII ⁴⁰⁰.

A true parasite (see R 96 q ¹²⁴) on stems of *Pinus strobus*. S. Geelskov; L. Christianssæde.

2653. **Excipula empetri** Fries S. M. II ¹⁹⁰, Syll. III ⁶⁶⁸, All. VII ⁴⁰⁰.

On leaves of *Empetrum nigrum*. S. Tisvilde Hegn (July 98).

2654. **Excipula prunellae** (Purton)!, Syn: *Asteroma prun.* Purton, Syll. III ²¹⁰.

It is not at all identical with *Asteroma brunellae* All. VI ⁴⁵⁵, Syll. XIV ⁹⁰² as Allescher says; its mycelium is very like dried specimens of "Hutschinsia" (it is *Polysiphonia elongata*) as Purton describes it.

Peritheciis solitariis, coriaceis, nigris, disciformibus. Sporidiis elongatis, rectis vel parum curvatis, hyalinis, eguttulatis, $6 \mu \times 2 \mu$, basi diis brevis insidentibus.

It is quite evident the conidial form of *Beloniella brunellae* see pag. 128.

On the upper side of living leaves of *Brunella vulgaris*. J. Greisdalen (^{20/10} 81).

2655. **Excipula impressa** (Fuckel) Diedicke 11 b, Syn: *Asteroma imp.* Fuck., Syll. III ²¹¹, All. VI ⁴⁷⁷.

Tussilago farfarus. J. Dvergetved (V. S.), Randbøldal, Herning; S. Holte!.

Catinula.

2656. **Catinula turgida** (Fries) Desm., Syll. III ⁶⁷³, All. VII ⁴⁰⁸, Syn: *Excipula turg.* Fries S. M. II ¹⁸⁹.

Is the conidial fructification of *Tympanis corylina* (see Rehm III ²²⁰).
Corylus avellana. S. Ravneholmene (May 91 O. R.).

Discula.

2657. **Discula microsperma** (B. & Br.) Sacc., Syll. III ⁶⁷⁵, All. VII ⁴¹¹ c. icon.

Salix cinerea. F. Holmdrup. *Salix caprea*. F. Vejstrup Aaskov. *Salix amygdalina*. S. (August. O. R.). *Salix rubra*. F. (February. Holt).

2658. **Discula quercina** (Cooke) Saccardo, Syll. III ⁶⁷⁵.

Quercus robur. S. Lyngby Mose (May 91 O. R.). *Quercus prinoides*. S. Charlottenlund (June. O. R.). *Quercus americana*. S. Landbohøjskolens Have.

Sporonema.

2659. **Sporonema strobilinum** Desm., Syll. III ⁶⁷⁸ & X ⁴³⁵, All. VII ⁴¹¹, Syn: *Hysterium conigenum* Schum. no 1256 (according to specimens in Schumacher's herbarium), Fl. D. tab. 2330 fig. 3.

On cones of *Picea excelsa* and *Pinus*, common. April—July.

Psilospora.

Psilospora faginea is the conidial-form of *Dichaena faginea* and
— *quercina* — — *quercina*.

2660. **Psilospora faginea** (Fries) Rabenh., Syll. III ⁶⁸⁰, All. VII ⁴¹⁷, Syn: *Hysterium fag.* Fries El. II ¹⁴³ partim, R 80 a ¹⁸¹.

Very common on the bark of *Fagus silvatica*.

2661. **Psilospora quercina** (Fries)!, Syn: *Hysterium querc.* Fries El. II ¹⁴³ partim, *Psil. quercus* Rabenh., Syll. III ⁶⁸⁰, All. VII ⁴¹⁸, R 80 a ¹⁸¹.

Very common on the bark of *Quercus robur*.

Amerosporium.

2662. **Amerosporium trichellum** (Fries)!, Syn: *Sphaeria trichella* Fries S. M. II ⁵¹⁵, *Vermicularia trich.* Fries El. II ¹⁰⁹, Syll. III ²²⁴, All. VI ⁴⁹⁶, *Colletotrichum gloeosporioides* Penz. & Sacc. var. *hederae* Passerini, Syll. X ⁴⁷⁰, All. VII ⁵⁵⁹, *Colletotrichum hedericola* Laubert 07 ⁵⁰³.

This species is a true parasite on living leaves of *Hedera helix* and also originally described (Fries 17 ²⁵⁶) on this host-plant. It is surely limited to this host and not to be confused with other forms of *Vermicularia* or *Amerosporium* on *Citrus* etc.

Small dark acervuli are produced on the dead circular spots on the leaves. The spores are produced on short conidiophores, among which are interspersed, especially at the margin of the acervuli, setae from 60–100 μ long and at the ground 5 μ broad, 1–2-septate or smaller and unseptate; the spores are 26–32 $\mu \times$ 5–6 μ .

Hedera helix. J. Krabbesholm Skov!, Munkebjerg; S. Glyptothekshallen!.
Hedera colchica. F. Odense (24/7 85).

Dinemasporium.

2663. **Dinemasporium strigosum** (Fries) Sacc., Syll. III⁶⁸³ & XI⁵⁶⁰, All. VII⁴²⁶, Syn: *Peziza strig.* Fries S. M. II¹⁰³, *Excipula strigosa* Corda.

Glyceria aquatica. J. Rindholm (Gad); F. Skaarup. *Arundo phragmites*. J. Viborg!. *Avena pubescens*. S. Søborg (Exc. 14/6 83).

2664. **Dinemasporium graminum** Léveillé, Syll. III⁶⁸³, All. VII⁴²¹.

Dactylis glomerata. J. Viborg!. *Festuca pratensis*. J. Viborg!. *Bromus inermis*. S. København (O. R.). *Avena sativa*. J. Gaardbøgaard (O. R.); S. Tokkekøb Hegn, Orsløv (Aug. 88 O. R.). *Typha latifolia*. Ravneholmene (O. R.).

2665. **Dinemasporium microsporum** Sacc., Syll. III⁶⁸⁴, All. VII⁴²⁸.

Scirpus lacustris. S. Aasevang (May 91 O. R.).

2666. **Dinemasporium herbarum** Cooke, Syll. III⁶⁸⁵, All. VII⁴²⁵.

On stems of *Humulus lupulus*. J. Byholm (24/2 09!). *Monotropa hirsuta*. F. Skaarup (24/4 83). *Galium* sp. S. Flaskekroen.

2667. **Dinemasporium hispidulum** (Fries) Sacc., Syll. III⁶⁸⁵, All. VII⁴²⁴ c. icon., Syn: *Peziza hisp.* Schrader, Fries S. M. II⁹⁸.

On dead stems of *Anthriscus silvester*. S. Brønshøj (17/5 07!).

2668. **Dinemasporium pezicula** Berkeley & Cooke, Syll. III⁶⁸⁵.

Sambucus racemosa. S. Ravneholmene (June 91 O. R.).

Excipulaceae—Hyalodidymae.

Discella.

2669. **Discella carbonacea** (Fries) Berk. & Br., Syll. III⁶⁸⁷, All. VII⁴³³ c. icon., Syn: *Phacidium carb.* Fries S. M. II⁵⁷⁴, Lit: R 02 a⁵⁹⁶, 03 e.

Is the conidial fructification of *Gnomonia salicella* (R 80 a¹⁹⁷).

Very common on dead twigs of *Salix caprea*, *caprea* \times *viminalis*, *viminalis*, *incana*, *alba*, *alba* \times *amygdalina*, *babylonica*, *grandifolia* etc.

THIS PAGE IS LOCKED TO FREE MEMBERS

Purchase full membership to immediately unlock this page

Know Your Bible

Forgotten Books' Full Membership provides unlimited access to more than 28,000 volumes of Christian literature for \$8.99/month

**HOLY
BIBLE**

Continue

*Fair use policy applies

2674. **Heteropatella lacera** Fuckel, Syll. III ⁶⁷⁰, All. VII ⁴⁰³ c. icon., Syn: Pestalozzia phacidoides Ces nom. nud., Syll. III ⁸⁰¹, Lit: Rehm III ²⁰⁴, Wt. 74.

On dead leaves and stems of *Linaria vulgaris*. J. Feldborg (^{25/10} 81); S. Stevns Jærnet (^{17/7} 89).

Melanconiales.

Melanconieae—Hyalosporae.

Gloeosporium.

Recent investigations (see Klebahn 06, Shear 07, Lind 08 ¹⁷, Potebnia 10, Vleugel 11, Grove 12 etc.) as have been made, indicate that the form-species of *Gloeosporium* can be regarded as representing the conidial fructifications of different genera of Ascomycetes as well of Pyrenomycetes (see pag. 232) as of Discomycetes (see pag. 140).

2675. **Gloeosporium pteridis** (Kalchbr.) Bub. & Kab. 06, Syn: Fusidium pter. Kalchbr., Syll. IV ³¹, Ldau. VIII ⁶⁶.

Is the conidial form of *Cryptomyces pteridis* and found on the same places.

2675 b. **Gloeosporium equiseti** Ell. & Ev., Syll. X ⁴⁶³, All. VII ⁴⁷², see tab. VIII figg. 95—96.

Equisetum fluviatile. S. Hvalsø (^{9/9} 11! Exs. Kab. & Bub.).

2676. **Gloeosporium taxicolum** All. VII ⁵⁰³, Syll. XIV ¹⁰¹¹.

Taxus baccata. S. Giesegaard (^{22/8} 09!).

2677. **Gloeosporium dactylidis** Rostrup 92 g ⁷⁷, 93 ⁴, 02 a ⁵⁸³, Syll. XI ⁵⁶⁷, All. VII ⁴⁷¹.

Acervulis erumpentibus, luteo-fuscis. Conidiis oblongis, hyalinis, 5 μ \times 1 μ .

On branches of the top of *Dactylis glomerata*. S. Lyngby Mose (^{5/7} 90).

2678. **Gloeosporium secalis** Rostrup 05 e ³⁶⁰; see tab. VIII fig. 97.

Maculis albidis, gregariis, ellipsoideis, saepe confluentibus. Acervulis disciformibus, primo luteis, dein fuscis, erumpentibus. Conidiis ellipsoideis, oblongis, curvulis, hyalinis, continuis, 18—21 μ \times 5 μ .

On leaves of *Secale cereale*. J. Hinnerup (^{25/4} 04 S. Nielsen).

2679. **Gloeosporium graminum** R 92 g ⁷⁷, 93 ⁴, 02 a ⁵⁸³, Syll. XI ⁵⁶⁷, All. VII ⁴⁸³.

Acervulis epiphyllis, gregariis, minutis, fuscis. Conidiis irregularibus, oblongis, 11—14 μ \times 4—6 μ .

Lolium multiflorum. S. Dronninggaard (^{5/6} 90).




Fig. 33.

1-6 Spores of *Gloeosporium amentorum*.

1 & 2 on *Salix cinerea*, 3 on *Salix pedicellata*, 4 on *Salix aurita*, 5 on *Salix viminalis* & *caprea*, 6 on *Salix viminalis*.

7-9 Spores of *Gloeosporium lapponum*.

7 on *Salix repens*, 8 on *Salix lapponum*, 9 on *Salix nigricans*.

10 Spores of *Gloeosporium deformans* on *Salix caprea*.

From Lind 08.

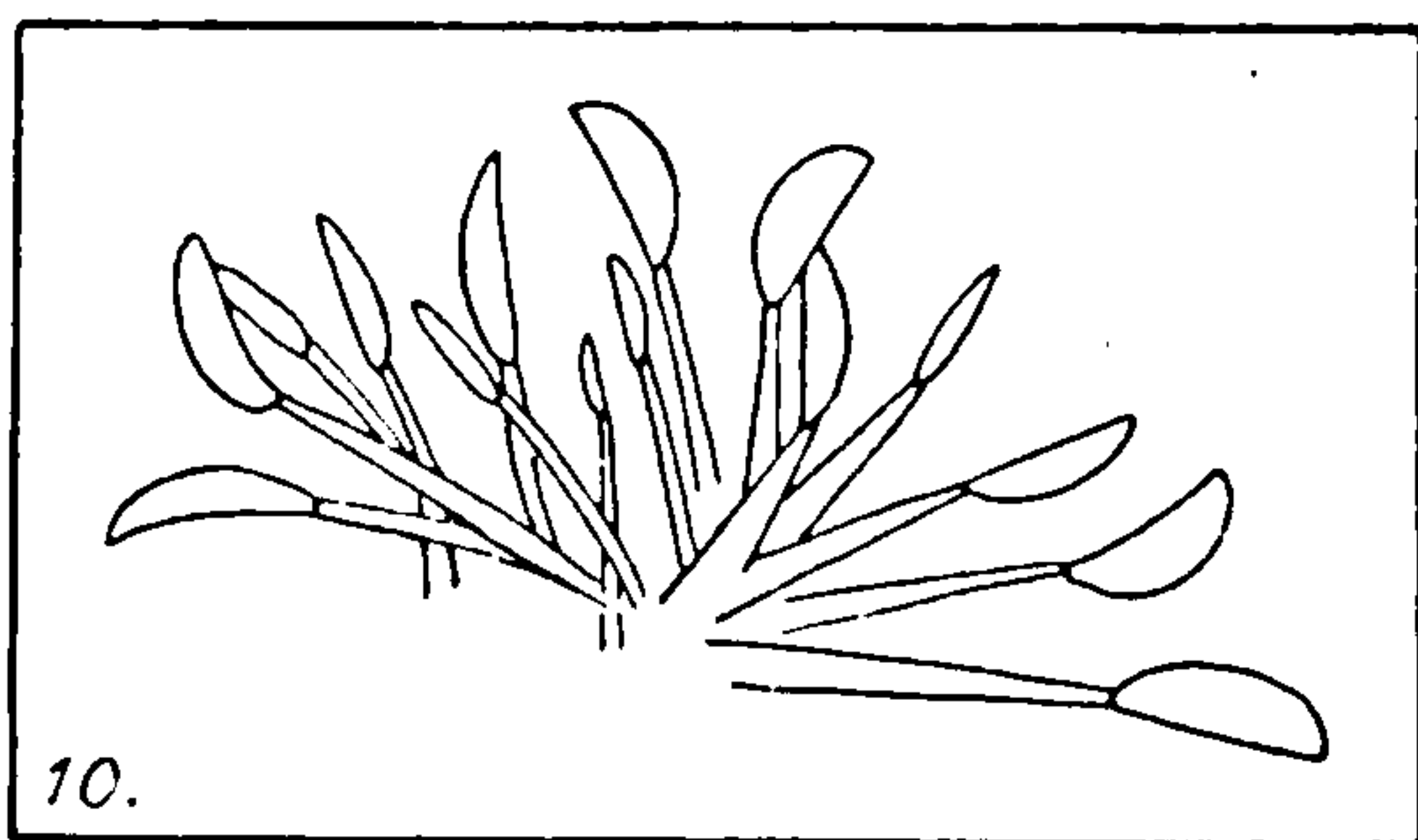
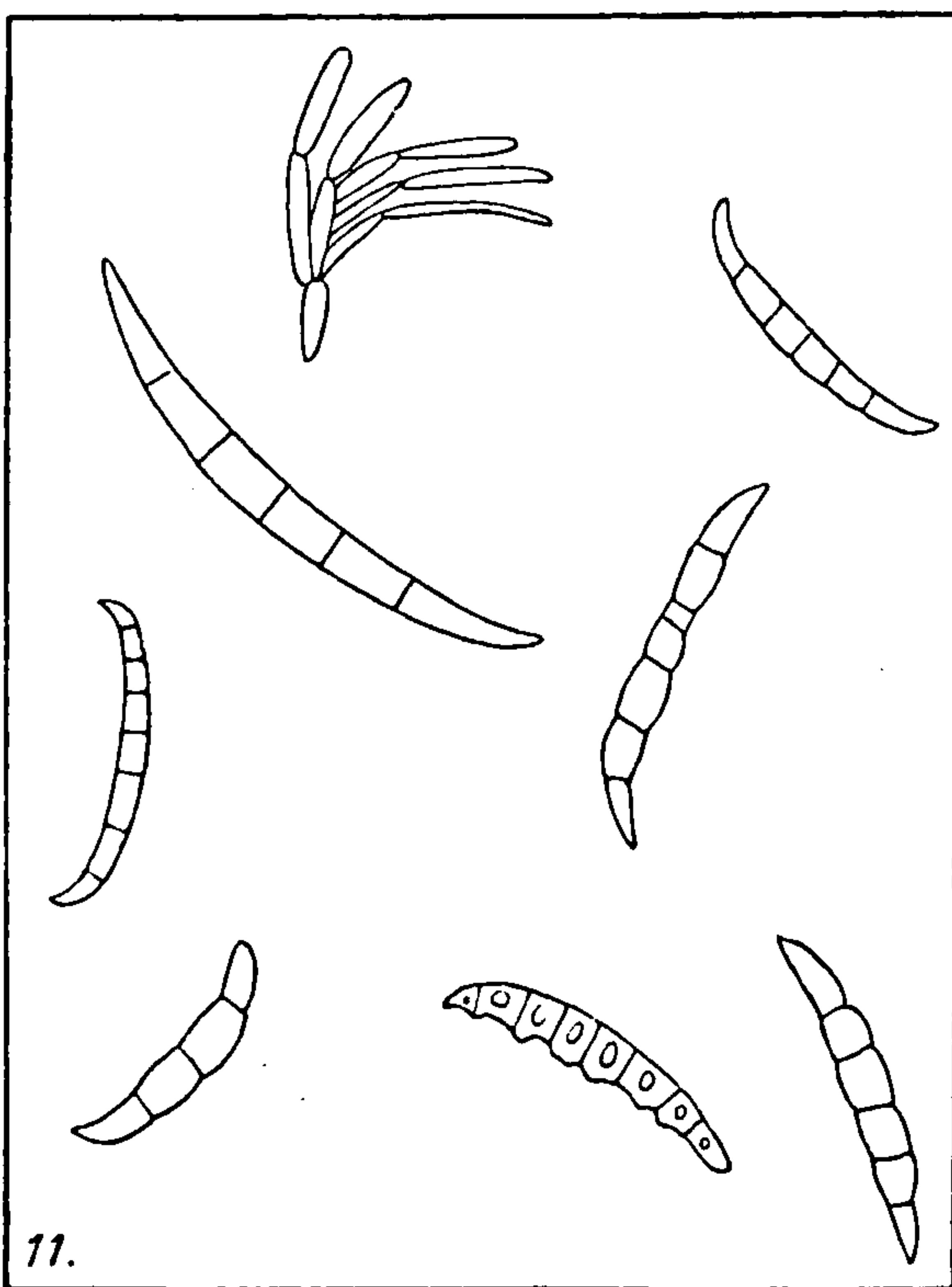



Fig. 34.

Spores of *Gloeosporium deformans* on *Salix caprea*.

10 in its *Gloeosporium*-stage, 11 in its *Fusarium*-stage. From Lind 08.

2680. ***Gloeosporium stanhopeae*** All. VII⁵⁰², Syll. XIV¹⁰¹¹.

Stanhopea. S. Botanisk Have (5/6 95).

2681. ***Gloeosporium maxillariae*** All., Syll. XIV¹⁰¹², Syn: *Gloeosp. oncidii* Ouds., Syll. XI⁵⁶⁷, All. VII⁴⁸⁵.

Maxillaria sp. S. Botanisk Have (Jan. 09 A. Lge).

2682. ***Gloeosporium cinctum*** Berk. & Cooke, Syll. III⁷²¹, R 99 a²⁷⁰, 02 a⁵⁸² c. icon.

Cattleja. S. Haveselskabets Have. *Vanda Batemani*. S. Botanisk Have (A. Lge). *Odontoglossum grande*. S. Rudersdal. *Dendrobium Dalhousianum*. F. Odense (Ravens).

2683. ***Gloeosporium Thümenii*** Saccardo, Syll. III⁷²¹, All. VII⁴⁵⁴, R 02 a⁵⁸³.

Aletris fragrans and *Dieffenbachia contorta*. S. Haveselskabets Have. *Aglaonema* sp., *Carludovica atrovirens*, *Smilax officinalis*. S. Botanisk Have. *Dracaena draco*. S. Landbohøjskolens Væksthus. *Alocasia violacea*. S. Høvdinggaard (Rasmussen).

2684. ***Gloeosporium amentorum*** (Delacr.) Lind 05 & 08 a¹⁸ c. icon., Syn: *Fusarium am.* Delacr., Syll. XI⁶⁵⁰, *Fus. amenti* Rostrup 85 a & 92 v³⁰⁰ c. icon., *Gloeosporium Beckianum* Bäumler, Syll. XI⁵⁶⁶, All. VII⁵⁰⁰.

In the catkins of *Salix cinerea*, *viminalis*, *aurita* (Exs. Kab. & Bub. no 282), *dasyclados*, *caprea* × *viminalis*, *repens*, common, May–July.

THIS PAGE IS LOCKED TO FREE MEMBERS
Purchase full membership to immediately unlock this page



Never be without a book!

Forgotten Books Full Membership gives universal access to 797,885 books from our apps and website, across all your devices: tablet, phone, e-reader, laptop and desktop computer

A library in your pocket for \$8.99/month

Continue

*Fair usage policy applies

2697. **Gloeosporium fagi** (Rob. & Desm.) West., Syll. III ⁷¹³, All. VII ⁴⁷⁴ c. icon., R 02 a ⁵⁸².

Fagus silvatica, common, recorded from J. Viborg!; F. Klingstrup; S. Raavvad (A. B.), Farum Lillevang (R 83 d ²⁹⁶), Fredriksdal.

2698. **Gloeosporium elasticae** Cooke & Masee, Syll. X ⁴⁵⁶, All. VII ⁴⁷⁵, R 02 a ⁵⁸³.

Ficus elastica. J. Holstebro (R. Michaels ^{10/8} 96); S. Holte (Boas).

2699. **Gloeosporium epicarpium** Thümen, Syll. III ⁷²⁰, All. VII ⁴⁸¹.
On the fruit of *Juglans regia*. F. Odense. September.

2700. **Gloeosporium concentricum** (Grev.) Berk. & Br., Syll. III ⁷⁰¹, All. VII ⁴⁵⁹.

Brassica oleracea. L. Nakskov (^{18/11} 98 Erh. Frederiksen).

2701. **Gloeosporium Haynaldianum** Sacc. & Roum., Syll. III ⁷⁰⁰, All. VII ⁴⁸⁴.

Magnolia Soulangeana. F. Langkildegård (H. Langkilde).

2702. **Gloeosporium tiliae** Ouds., Syll. III ⁷⁰¹, All. VII ⁵⁰³ c. icon., R 98 d & 02 a ⁵⁸⁰, Syn: *Gloeosp. til.* Ouds. var *maculicolum* All., Syll. XIV ¹⁰⁰⁵, Laubert 04.

On leaves of *Tilia intermedia* & *cordata*, very common, Aug.—Octob.

2703. **Gloeosporium acerinum** West., Syll. III ⁷⁰³, All. VII ⁴⁵², R 02 a ⁵⁸².

Acer pseudoplatanus. S. Folehave, København (O. R.). *Acer campestre*. Lang. Carlseje; S. Dyrehaven (A. B.). *Acer rufinerve*. S. Hæsedø Planteskole. *Acer obtusifolium*. S. Landbohøjskolens Have.

2704. **Gloeosporium ribis** (Lib.) Mont., Syll. III ⁷⁰⁶, All. VII ⁴⁹⁸ c. icon., R 02 a ⁵⁸⁰, Ribsbukenes Skivesvamp (Lind & Ravn 10 ⁵¹ c. icon.), Lind 10 k.

Very common on living leaves of *Ribes grossularia*, *rubrum*, *nigrum*, *aureum*, *alpinum*.

2705. **Gloeosporium curvatum** Ouds., Syll. III ⁷⁰⁷, All. VII ⁴⁹⁹.

Ribes nigrum. J. & F. *Ribes alpinum*. F. & Møen.

2706. **Gloeosporium nervisequum** (Fuckel) Sacc., Syll. III ⁷¹¹, All. VII ⁴⁹⁰ c. icon., Syn: *Gloeosp. platani* (Mont.) Ouds., Syll. III ⁷¹¹, All. VII ⁴⁹¹ c. icon., *Myxosporium valsoideum* (Sacc.) All., Syll. III ⁷¹⁶, All. VII ⁵²⁴ c. icon., *Gloeosporium vals.* Sacc., Lit: R 02 a ⁵⁷⁹ c. icon., 02 a ⁵⁸⁰, 02 q.

Is the conidial fructification of *Gnomonia veneta* (see Kleb. 05).
Common on leaves and twigs of *Platanus occidentalis* and *orientalis*.

2707. **Gloeosporium venetum** Spegazzini, Syll. III ⁷⁰⁶, All. VII ⁴⁹⁹.
Rubus sp. J. Horsens Fjord (24/9 01!).
2708. **Gloeosporium sorbi** Rostrup 99 a ²⁶⁹, Syll. XVI ⁹⁹⁸, All. VII ⁹⁵².
Maculis subcircularibus, numerosis, parvulis, cinerascentibus, fusco-cinctis, epiphyllis; acervulis brunneis oblongis, irregularibus; conidiis oblongis $8 \mu \times 4 \mu$.
In living leaves of *Sorbus fennica*. S. Landbohøjskolens Have (13/9 98).
2709. **Gloeosporium fructigenum** Berkeley, Syll. III ⁷¹⁸, All. VII ⁴⁹² c. icon.
On apples. S. Rosenvænget (Dec. 85).
2710. **Gloeosporium patella** Penzig & Sacc., Syll. III ⁷⁰⁵, All. VII ⁴⁷⁷.
Castanospermum australe (hosp. nov.). S. Botanisk Have (24/5 05).
2711. **Gloeosporium trifolii** Peck, Syll. III ⁷⁰⁵, R 96 n ¹³⁸, 97 i, 00 a ²¹, 02 a ⁵⁸¹, 02 c ¹²³, 03 d ³⁶⁷, 05 e ³⁶³, Kirchner 02 ¹².
Trifolium repens. J. Donneruplund (Bülów). *Trifolium pratense*. J. Askov (16/6 96 Fr. Hansen. New for Europe, again 13/6 99 N. J. Nielsen); S. Bidstrup!.
Medicago sativa. F. Klarskov (Hedegaard).
2712. **Gloeosporium orbiculare** Berkeley, Syll. III ⁷²⁰, All. VII ⁴⁷⁰, R 96 f, 99 i, 02 a ⁵⁸².
Cucumis sativus. F. Mullerup (June 96. Christensen).
2713. **Gloeosporium helicis** (Desm.) Ouds., Syll. III ⁷⁰⁷, All. VII ⁴⁷⁷ c. icon.
Hedera helix. J. Skovby (! Exs. Kab. & Bub. no 679); F. Skaarup, Møen Ulfshale.
2714. **Gloeosporium achaeniicola** Rostrup 99 a ²⁶⁹, see tab. VIII figg. 98—100.
Acervulis numerosis, cinerascentibus, in striis curvatis ordinatis; conidiis conico-oblongis $9-13 \mu \times 2,5-3,5 \mu$.
On fruit of *Pastinaca sativa*. S. Flaskekroen (25/8 98). On peduncles of *Petroselinum sativum*. F. Middelfart (14/8 93 Sundorph).
2715. **Gloeosporium alpinum** Sacc., Syll. III ⁷⁰⁸, All. VII ⁴⁵⁷.
Arctostaphylos uva ursi. J. Vestervang (R 92 g ⁷⁷).
2716. **Gloeosporium phomoides** Sacc., Syll. III ⁷¹⁸, All. VII ⁴⁸³.
On fruit of *Solanum lycopersicum*. S. Brede (Sept. 96).
2717. **Gloeosporium digitalidis** Rostrup 99 a ²⁶⁹, Syll. XVI ¹⁰⁰¹, All. VII ⁹⁴⁹.

Maculis amphigenis, magnis, fuscis; acervulis epiphyllis, subconcentricis, depressis, brunneolis; conidiis oblongis, continuis, $8-10 \mu \times 3-4 \mu$.

On living leaves of *Digitalis purpurea*. S. Landbohøjskolens Have ($14/8$ 98).

2118. **Gloeosporium veronicarum** Cesati, Syll. III ⁷¹⁰, All. VII ⁵⁰⁶, Syn: *Gloeosp. pruinosum* Bäumler Syll. X ⁴⁶⁰, All. VII ⁵⁰⁶, *Gloeosp. arvense* Sacc., Syll. III ⁷¹⁰, All. VII ⁵⁰⁶ (see Lind 08 b).

Veronica Tournefortii. S. København (! Exs. Kab. & Bub. no 528). *Veronica hederifolia*. J. Horsens ($8/4$ 02!).

2719. **Gloeosporium samararum** All. VII ⁴⁷⁷, Syll. XIV ¹⁰⁰⁹.

On fruit of *Fraxinus excelsior*. S. Ruderhegn (Sept. 11 O. R.).

2720. **Gloeosporium allantosporum** Fautrey, Syll. XI ⁵⁶³, All. VII ⁴⁵⁵, Syn: *Gloeosp. vincetoxici* Fautrey, Syll. X ⁴⁶⁰.

On living leaves and dead stems of *Cynanchum vincetoxicum*. B. Svaneke ($22/8$ 11!).

2721. **Gloeosporium sonchi** Rostrup 05 b ³¹².

Maculis amphigenis, irregularibus, fuscis, centro pallidior, rubrocinctis; acervulis epiphyllis, brunneis; conidiis oblongis, curvulis $9-10 \mu$ l., 4μ cr., hyalinis.

On leaves of *Sonchus paluster*. F. Bjørnemose.

Myxosporium.

2722. **Myxosporium abietinum** Rostrup 01 m ⁹⁸, 02 a ⁵⁸⁶.

Acervulis gregariis, parvis, rufo-fuscis, disciformibus vel irregularibus, erumpentibus; conidiis hyalinis, oblonge-valsoides, $22-28 \mu \times 8-12 \mu$, plasmate granuloso farctis, pedicellatis (R).

In the bark of stems of different species of Coniferae. *Picea sitchensis*. F. Glorup. *Pinus strobus*. J. Silkeborg. *Pseudotsuga Douglassii*. J. Friisenborg; F. Glorup Dyrehave ($16/8$ 99). *Larix decidua*. J. Feldborg.

2723. **Myxosporium salicinum** Sacc. & Roum., Syll. III ⁷²⁴, All. VII ⁵³⁰ c. icon., R 01 m ⁹⁸ & 02 a ⁵⁸⁵.

Salix alba. J. Brønderslev (Spejlborg); S. Lersøen, Giesegaard. *Salix vitellina*. F. Vængemose. *Salix viminalis*. S. Lersøen. *Salix caprea* \times *viminalis*. F. Skaarup. *Salix purpurea*. J. Albæk Plantage. *Salix daphnoides*. S. Lersøen.

2724. **Myxosporium populi-tremulae** (Lamb.) Sacc., Syll. III ⁷²⁴, All. VII ⁵²⁶, R 01 m & 02 a ⁵⁸⁶.

Populus tremula. F. Skaarup. *Populus alba*. S. Helene Kilde.

2725. **Myxosporium bellulum** (Preuss) Sacc., Syll. III ⁷²⁷, All. VII ⁵¹².

THIS PAGE IS LOCKED TO FREE MEMBERS

Purchase full membership to immediately unlock this page

Know Your Bible

Forgotten Books' Full Membership provides unlimited access to more than 28,000 volumes of Christian literature for \$8.99/month

**HOLY
BIBLE**

Continue

*Fair use policy applies

macrocarpa. F. Tangegaard (H. Sehested). *Quercus imbricaria*. S. Landbohøjskolens Have. *Quercus prinoides*. S. Charlottenlund.

2734. **Myxosporium taleola** Saccardo, Syll. III ⁷²⁶, All. VII ⁵²⁷.
Quercus sessiliflora. J. Feldborg (Joh. Helms).

2735. **Myxosporium coloratum** (Peck) Sacc., Syll. III ⁷²².
Liriodendron tulipifera. S. Landbohøjskolens Have (New for Europe).

2736. **Myxosporium piri** Fuckel, Syll. III ⁷²², All. VII ⁵²³, R 02 a ⁵⁸⁴.
Pirus communis. S. Strandvejen (Oct. 89 see R 90 1 ⁵⁷⁷).

2737. **Myxosporium subfalcatum** (B. R. S.) All. VII ⁵³¹, Syll. X ⁴⁵¹.
Sarothamnus scoparius. J. Hadsund, S. Køge.

2738. **Myxosporium corni** Allescher VII ⁵¹⁶, Syll. XI ⁵⁶⁸.
Cornus sanguinea. S. København (Jan. 05 O. R.).

2739. **Myxosporium lycii** Allescher VII ⁵²³, Syll. XIV ¹⁰¹⁵.
Lycium halimifolium. S. Vordingborg (^{15/1} 09!).

2740. **Myxosporium sticticum** Karsten, Syll. III ⁷²⁶, All. VII ⁵²⁰,
Syn: *Myx. carneum* Lib. f. *sticticum* K.
Fraxinus excelsior. J. Krabbesholm Skov (^{26/3} 05!); S. Vordingborg!

Naemaspora.

2741. **Naemaspora flava** (Bon.) Sacc., Syll. III ⁷⁹⁸, All. VII ⁵⁴¹.
Quercus robur. S. Sorø (^{5/9} 91), Vemmetofte.

2742. **Naemaspora Corchorii** (Kalchbr.) Sacc., Syll. III ⁷⁴⁷, All. VII ⁵⁴⁰.
Kerria japonica. J. Nebsager (July 91 O. R.).

Trullula.

2743. **Trullula olivascens** Sacc., Syll. III ⁷³¹, All. VII ⁵⁴⁸ c. icon.
On dead twigs of *Populus tremula*. J. Harrestrup Krat (^{8/4} 06!).

Colletotrichum.

2744. **Colletotrichum Lindemuthianum** (Sacc.) Bres., Syn: *Gloeosporium Lindem.* Sacc., Syll. III ⁷¹⁷, All. VII ⁴⁸⁸, R 02 a ⁵⁸¹, Lind & Ravn 10 ⁶⁸ c. icon.

Very common on pods, stems and leaves of *Phaceolus vulgaris*, *compressus*, *nanus*, *multiflorus* etc. June—October.

2745. **Colletotrichum malvarum** (Braun) Southw., Syll. X ⁴⁶⁸, All. VII ⁵⁶¹ c. icon., Syn: *Steirochaete malv.* Braun, Syll. IV ³¹⁶. Lit: Er. 91, Lind 11 b c. icon.

A true parasite and very destructive. On the leaves and stems of *Lavatera trimestris* (hosp. nov.). J. Aalborg (! ³/₈ 11, Exs. Kab. & Bub. no 683), Hovedgaard!, Rodved Kærsgaard!; S. Lyngby (M. L. M.).

Melanconieae—Phaeosporae.

Melanconium.

The form-species of *Melanconium* may often represent conidial stages of species of *Melanconis* see pag. 247, other form-species seem to represent conidial stages of other genera of Pyrenomycetes for instance corresponds *Melanconium melaspora* to *Trichosphaeria sacchari* (see Masee in *Annals of Botany* VII ⁵¹⁵) and Fuckel is regarding *Melanconium sphaerospermum* as the conidial form of *Leptosphaeria arundinacea*.

2746. ***Melanconium typhae*** Peck, Syll. III ⁷⁵⁹, All. VII ⁵⁸⁴.

Typha latifolia. J. Viborg!; F. Kirkeby (¹⁹/₇ 83).

2747. ***Melanconium sphaerospermum*** Fries S. M. III ⁴⁸⁹, Syll. III ⁷⁵⁹, All. VII ⁵⁷⁰ c. icon., Syn: *Stilbospora sphaer.* Pers., Schum. no 1360.

Arundo phragmites. J. Trelde (Exc. ²⁴/₇ 88); F. Skaarup, Bjørnemose.

2748. ***Melanconium sphaeroideum*** Fries S. M. III ⁴⁸⁸, Syll. III ⁷⁵⁵, All. VII ⁵⁶⁸ c. icon., Syn: *Sphaeria microsperma* Schum. no 1359.

Alnus incana. S. Tisvilde, Lerchenfeldt. *Alnus glutinosa*. very common May—August.

2749. ***Melanconium ramulorum*** Corda, Syll. III ⁷⁵⁴, All. VII ⁵⁷³ c. icon.

Carpinus betulus. S. Frederiksberg Have, October.

2750. ***Melanconium elevatum*** (Fries)!, Syn: *Didymosporium el.* Fries S. M. III ⁴⁸⁶, *Melanconium betulinum* Kze. & Schm., Syll. III ⁷⁵⁶, All. VII ⁵⁷² c. icon.

Carpinus betulus. J. Viborg!. *Betula verrucosa*. S. Ruderhegn (O. R.), Holsteinborg.

2751. ***Melanconium bicolor*** Fries S. M. III ⁴⁸⁸, Syll. III ⁷⁵⁵, All. VII ⁵⁷¹.

Common on twigs of *Betula alba*.

2752. ***Melanconium stromaticum*** Corda, Syll. III ⁷⁵⁰, All. VII ⁵⁷³ c. icon.

Fagus silvatica. S. Jægersborg (³⁰/₈ 89), Wildersplads (Weismann).

2753. **Melanconium juglandinum** Kze., Syll. III ⁷⁵³, All. VII ⁵⁷⁷
c. icon.

Juglans regia. F. Broholm, Klingstrup; S. Landbohøjskolens Have.

2754. **Melanconium oblongum** Berkeley, Syll. III ⁷⁵².

Juglans mantchurica. S. Landbohøjskolens Have. (New for Europe).

2755. **Melanconium pallescens** Bäumler, Syll. X ⁴⁷³, All. VII ⁵⁷⁵.

Cornus alba. S. Landbohøjskolens Have.

2756. **Melanconium magnum** (Grev.) Berk., Syll. III ⁷⁵³, All. VII ⁵⁶⁸.

Acer pseudoplatanus. S. Avderød (²¹/₃ 90).

Thyrsidium.

2757. **Thyrsidium botryosporum** Montagne, Syll. III ⁷⁶¹ & X ⁴⁷⁴,
All. VII ⁵⁹¹ c. icon.

Fagus silvatica. S. Jægersborg (²⁹/₃ 81. V. Sarauw).

Melanconieae—Hyalodidymae.

Marssonina.

Into the form-genus *Marssonina* — formerly called *Marsonia* or *Marssonina* (see Magnus 06) — I am also including the forms of *Actinonema*. Rostrup (02 a ⁵⁹¹) and v. Höhnel (07 b) also classifies *Actinonema* under *Melanconiales*. The form-species of *Marssonina* are very close related the species of *Gloeosporium* and as the latter to be regarded as conidial forms as vel of *Discomycetes* as of *Pyrenomycetes*, viz:

Marssonina salicicola corresp. *Pyrenopeziza salicis capreae* (see Jaap
10 b ¹²³).

—	<i>Delastrei</i>	—	<i>Niptera agrostematis</i> .
—	<i>rosae</i>	—	<i>Diplocarpon rosae</i> (see Wolf 12 b).
—	<i>potentillae</i>	—	<i>Coleroa polentillae</i> .
—	<i>juglandis</i>	—	<i>Gnomonia leptostyla</i> (see Klebahn).

2758. **Marssonina secalis** (Ouds.) Magnus, Syll. XIV ¹⁰²², All. VII ⁶¹⁰, Syn: *Marsonia secalis* Ouds. 97 ⁸⁸ & 98 ¹⁸¹, *Rhyncosporium graminicola* Heinsen apud Frank 97 ⁵¹⁸, Heinsen 01, *Marssonina gram.* Kirchner 06 ⁷¹, Byggets *Marssoniose* (F. K. R. 01 ²¹¹), Lit: R 99 c ¹²⁴, 02 a ⁵⁹⁶, Jungner 06 tab. VII fig. 9 (without name).

THIS PAGE IS LOCKED TO FREE MEMBERS
Purchase full membership to immediately unlock this page



Never be without a book!

Forgotten Books Full Membership gives universal access to 797,885 books from our apps and website, across all your devices: tablet, phone, e-reader, laptop and desktop computer

A library in your pocket for \$8.99/month

Continue

*Fair usage policy applies

2766. **Marssonina clematidis** (All.) Magnus, Syll. XIV¹⁰²⁶, All. VII⁵⁹⁸.

Maculis marginatis; conidiis ovato-cylindraceutis, denique 1-septatis, 12—20 μ \times 5—5,5 μ .

Thalictrum minus. J. Tannishus (6/9 06!).

2767. **Marssonina actaeae** Bresadola, Syll. XI⁵⁷³, All. VII⁵⁹⁶, Syn: *Actinonema ac.* All. VI⁷⁰⁶, Syll. XIV⁹⁴⁸.

Actaea spicata. Møens Klinteskov abundantly, August.

2768. **Marssonina decolorans** Kab. & Bub. Exsicc. no 82.

On leaves of *Acer negundo*. J. Viborg (19/9 05!).

2769. **Marssonina truncatula** (Sacc.) Magnus, Syll. III⁷⁶⁸, All. VII⁵⁹⁵, R 02 a⁵⁹⁶.

Acer negundo. F. Hofmansgave (Hofman-Bang). *Acer campestre*. J. Sekshøj. *Acer saccharinum*. F. Langkildegaard (H. Langkilde). *Acer monspessulanum*. F. Broholm (June see R 95 a²¹²).

2770. **Marssonina capsulicola** (Rostrup) Magnus, Syll. XVI¹⁰¹¹, All. VII⁶⁰¹.

Acervulis roseis, rotundis v. oblongis, circiter 1 mm latis; conidiis ovoideis, 1-septatis, 24—30 μ l., loculo inferiore 5—7 μ cr., loculo superiore duplo crassiore (R 99 a²⁷¹).

On the fruit of *Evonymus europaeus*. S. Trørød Mose (27/7 96 O. R.).

2771. **Marssonina daphnes** (Rob. & Desm.) Magnus, Syll. III⁷⁶⁹, All. VII⁵⁹⁹.

On living leaves of *Daphne mezereum*. J. Horsens (! 10/8 11 see Lind 11 b).

2772. **Marssonina potentillae** (Desm.) Magnus, Syll. III⁷⁷⁰, All. VII⁶⁰⁷ c. icon.

Potentilla reptans. J. Horsens Fjord!; S. Tissø; L. Reersø (10/8 77). *Potentilla erecta*. J. Næsborg!; Falst. Horreby Lyng. *Comarum palustre*. J. Skive!, Rindsholm, Silkeborg (R 95 a²¹²).

2773. **Marssonina potentillae** (Desm.) Magnus, var **fragariae** Sacc.

On living leaves of *Fragaria vesca*. J. Siig (1/7 07!); S. København!.

2774. **Marssonina rosae** (Libert)!, Syn: *Actinonema rosae* (Libert) Fries, S. V. 424, Syll. III⁴⁰⁸, All. VI⁷⁰⁸, *Marssonina rosae* Trail, Syll. X⁴⁷⁷, All. VII⁶⁰⁸, *Mars. rosae* (Bon.) Briosi & Cavara, Rosens Straalesvamp R 88 n⁴⁷, Rosens Straaleplet R 84 i, 02 a⁵⁹¹ c. icon., Lit: Er. 85⁵³ c. icon.

On living leaves of *Rosa centifolia*, *arvensis*, *pomifera*, *pimpinellifolia* etc. very common, June—October, for the first time found 16/7 66.

2775. **Marssonina medicaginis** (Voss) Magnus, Syll. XI⁵⁷³, All. VII⁶⁰³, Syn: *Gloeosporium Morianum* Sacc., Syll. X⁴⁵⁸, All. VII⁴⁸⁵.

Conidiis cylindratis, utrinque rotundatis, longe continuis, denique 1-septatis, hyalinis, 16—20 μ \times 4 μ .

On leaves of *Medicago sativa* (hosp. nov.). J. Marselisborg (12/8 11!).

2776. **Marssonina carnea** (Vgr.) Magnus, Syll. XIV¹⁰²¹, All. VII⁵⁹⁸.

On leaves of *Cytisus laburnum*. S. Vestre Kirkegaard. October.

2777. **Marssonina aurantiaca** (Link) Magnus, Syll. XIV¹⁰²², All. VII⁶⁰³, Syn: *Gloeosporium aur.* Sacc., Syll. III⁷¹⁷, *Marsonia aur.* Rostrup 95 a²¹².

Conidiis oblongis, parum curvatis, 1-septatis.

Laserpitium latifolium. S. Landbohøjskolens Have. October.

2778. **Marssonina forsythiae** spec. nov., see tab. VIII fig. 105.

Maculis amphigenis, ampliusculis, cinereis, fuscomarginatis; acervulis diu subcutaneis demum erumpentibus, parvis, fulvis, subsuperficialibus, hemisphaericis; conidiis hyalinis, oblongis, utrinque rotundatis, 1-septatis, ad septimento constrictis, 4-guttulatis, 10—12 μ \times 4 μ .

In living leaves of *Forsythia fortunei*. S. Landsgrav (22/9 10!).

2779. **Marssonina sambuci** (Rostrup) Magnus, Syll. XVI¹⁰¹¹, All. VII⁶⁰⁹, R 99 a²⁷⁰, 02 a⁵⁹⁶.

Maculis amphigenis, brunneis, magnis, concentricè costulatis; acervulis minutissimis, ochraceis, orbiculariter dispositis; conidiis numerosis, oblongo-cylindratis, 1-septatis, leviter constrictis, 9—10 \times 4 μ .

Sambucus nigra. S. Lyngby (K. H.).

Septomyxa.

2780. **Septomyxa aesculi** Saccardo, Syll. III⁷⁶⁶, All. VII⁶¹².

Fuckel supposes it to represent the conidial stage of *Cryptospora aesculi*.

Aesculus hippocastanum. S. Hellerup (21/3 08).

Melanconieae—Hyalophragmiae.

Septogloeum.

2781. **Septogloeum salicinum** (Peck) Sacc., Syll. III⁸⁰², All. VII⁶²⁶.

On leaves of *Salix caprea*. J. Fredrikshavn!.

2782. **Septogloeum lathyri** Lind 07 c²⁷⁷, see tab. VIII.

On stems and leaves of *Lathyrus silvester*. S. Geelskov (Octob. 06 M. L. M.).

2783. **Septogloeum fragariae** (Briand & Har.) v. Höhnel 03, Syn: *Stagonospora frag.* Briand & Har., Syll. X³³³, All. VI⁹⁷⁴, *Septogloeum comari* All. VII⁶²³, Syll. XI⁵⁸¹, *Septogloeum potentillae* All. VII⁶²⁶, Syll. XIV¹⁰³⁰.

Fragaria vesca. J. Rosenholm!. *Comarum palustre*. J. Kannstederne (12/7 03!).

2784. **Septogloeum Thomasianum** (Sacc.) v. Höhnel, Syn: *Marssonina Thom.* (Sacc.) Magnus, Syll. III⁷⁶⁸, All. VII⁶⁰⁰ c. icon.

On leaves of *Evonymus europaeus* (hosp. nov.). F. Glorup; S. Klintebjærg (29/8 98 see R 99 a²⁷⁰).

Melanconieae—Phaeophragmiae.

Stilbospora.

The form-species of *Stilbospora* represent the conidial fructifications of species of *Melanconidaceae* see pag. 247.

2785. **Stilbospora thelebola** Sacc., Syll. III⁷⁷¹, All. VII⁶³⁴.

Alnus glutinosa. F. Klingstrup; S. Sorø (Amnitzbøll).

2786. **Stilbospora macrosperma** Fries S. M. III⁴⁸⁵, Syll. III⁷⁷², All. VII⁶³⁷ c. icon.

Quercus robur. J. Nebsager (March 91 O. R.).

Coryneum.

Coryneum is very closely connected *Stilbospora* and represents like this formgenus the conidial stages of *Melanconidaceae* see pag. 247.

2787. **Coryneum microstictoides** Sacc. & Penzig, Syll. III⁷⁷⁴, All. VII⁶⁵¹.

On fallen twigs. S. Sorø (April 81 V. Sarauw).

2788. **Coryneum Notarisianum** Sacc., Syll. III⁷⁷⁸, All. VII⁶⁴⁵.

Betula alba. S. Rudersdal (Aug. 91 O. R.).

2789. **Coryneum umbonatum** Fries S. M. III⁴⁷⁴, Syll. III⁷⁷⁷, All. VII⁶⁴⁵.

Carpinus betulus. L. Stensgaard.

2790. **Coryneum disciforme** Fries S. M. III⁴⁷⁴, Syll. III⁷⁷⁸, All.

THIS PAGE IS LOCKED TO FREE MEMBERS

Purchase full membership to immediately unlock this page

Know Your Bible

Forgotten Books' Full Membership provides unlimited access to more than 28,000 volumes of Christian literature for \$8.99/month

**HOLY
BIBLE**

Continue

*Fair use policy applies

vulis sparsis, epiphyllis, atris, subcutaneis, demum per epidermidem erumpentibus, 120—165 μ diam. Conidiis fusoides, curvulis, 4-septatis, non constrictis, 20—27 μ \times 6—9 μ , loculis internis fuscis, loculis terminalibus minutis, hyalinis, seta una apicali 10 μ longa, hyalina, curvata ornatis; pedicellis 20 μ longis, continuis, hyalinis.

On living leaves of *Berberis buxifolia*. J. Gaardbogaard (Dec. 97 Jørg. Larsen).

2799. **Monochaetia compta** Sacc., Syll. III ⁷⁹⁸, All. VII ⁶⁷², Syn: *Pestalozzia compta* Sacc., R 02 a ⁵⁸⁹.

On leaves of *Rosa centifolia*. S. Fredensborg; Falst. Stubbekøbing (20/8 83 Olavia Rostrup).

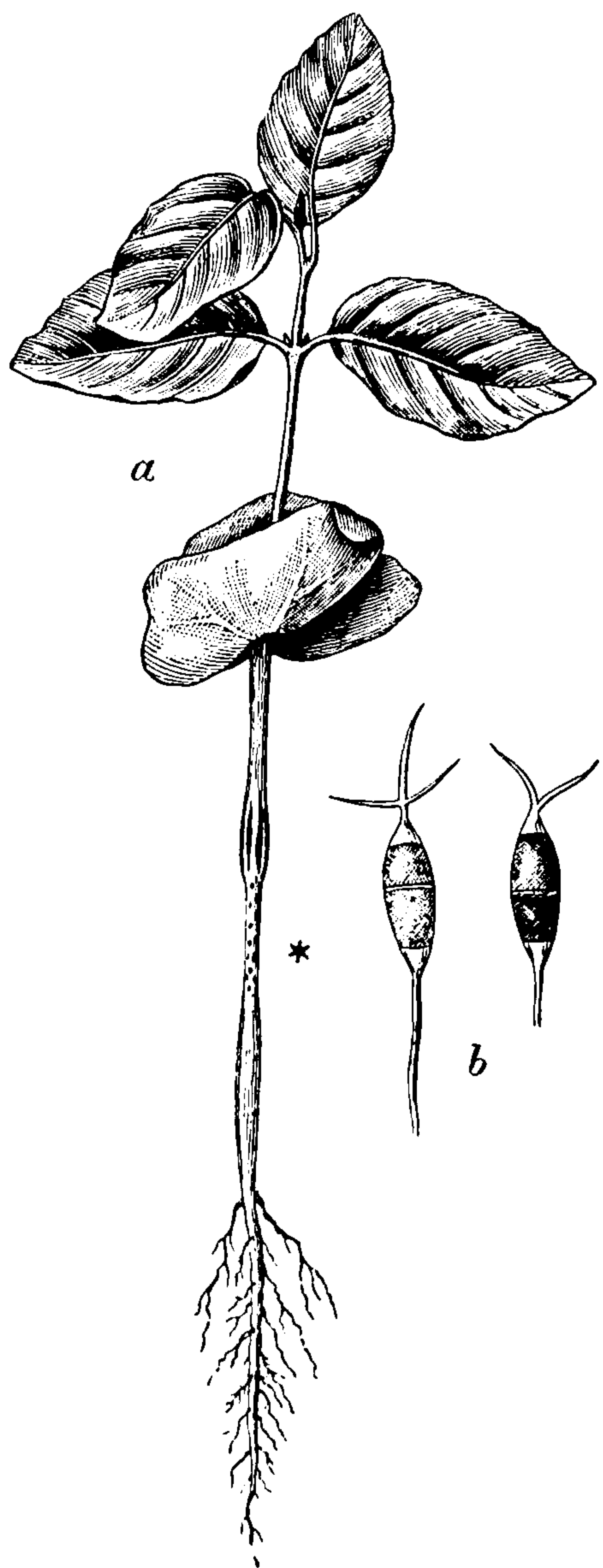


Fig. 35. *Pestalozzia Hartigii*
a. on seedlings of *Fagus silvatica*.
b. 2 conidia $\frac{500}{1}$. From R 02 a.

Pestalozzia.

2800. **Pestalozzia funerea** Desm., Syll. III ⁷⁹¹, All. VII ⁶⁸¹ c. icon.

A true parasite, attacking living leaves and twigs of Cupressineae etc., see R 95 a ²¹⁰, 02 a ⁵⁸⁹. *Thuja gigantea*. L. Sølsted. *Thuja plicata*. J. Linna Vesterskov; S. Botanisk Have, Gunderslevholm. *Thuja occidentalis*. S. Fredensborg. *Biota orientalis*. J. Skive!; F. Hofmangave. *Cryptomeria japonica*. S. Landbohøjskolens Have. *Retinospora plumosa*. F. Hofmangave. *Chamaecyparis squarrosa*. F. Hofmangave; S. Landbohøjskolens Have. *Chamaecyparis Lawsoniana*. F. Hofmangave; Falst. Hane-nov. *Juniperus communis*. Møens Klint. *Juniperus squamata*. S. Charlottenlund. *Ginkgo biloba*. F. Glorup!.

2801. **Pestalozzia Hartigii** Tubeuf, Syll. X ⁴⁹⁰, All. VII ⁶⁷⁹, R 90 a ²²⁹ c. icon., 93 a ¹¹⁴, 95 a ²¹¹, 99 k, 02 a ⁵⁸⁸ c. icon., Lagerberg 11 c. icon.

A true parasite, attacking as well Coniferae as deciduous trees in the nurseries; quite common, recorded on *Abies alba*, *Picea excelsa* & *alba*, *Pinus montana*, *Fagus silvatica*.

2802. **Pestalozzia Guepini** Desm., Syll. III ⁷⁹⁴, All. VII ⁶⁸⁰, R 92 j ⁶⁷ c. icon., 95 a ²¹¹, R 02 a ⁵⁸⁹.

Cattleya triana. S. Rudersdal. *Camellia japonica*. J. Nykobing (P. Larsen), Skive!; S. Gunderslevholm (K. Karstensen).

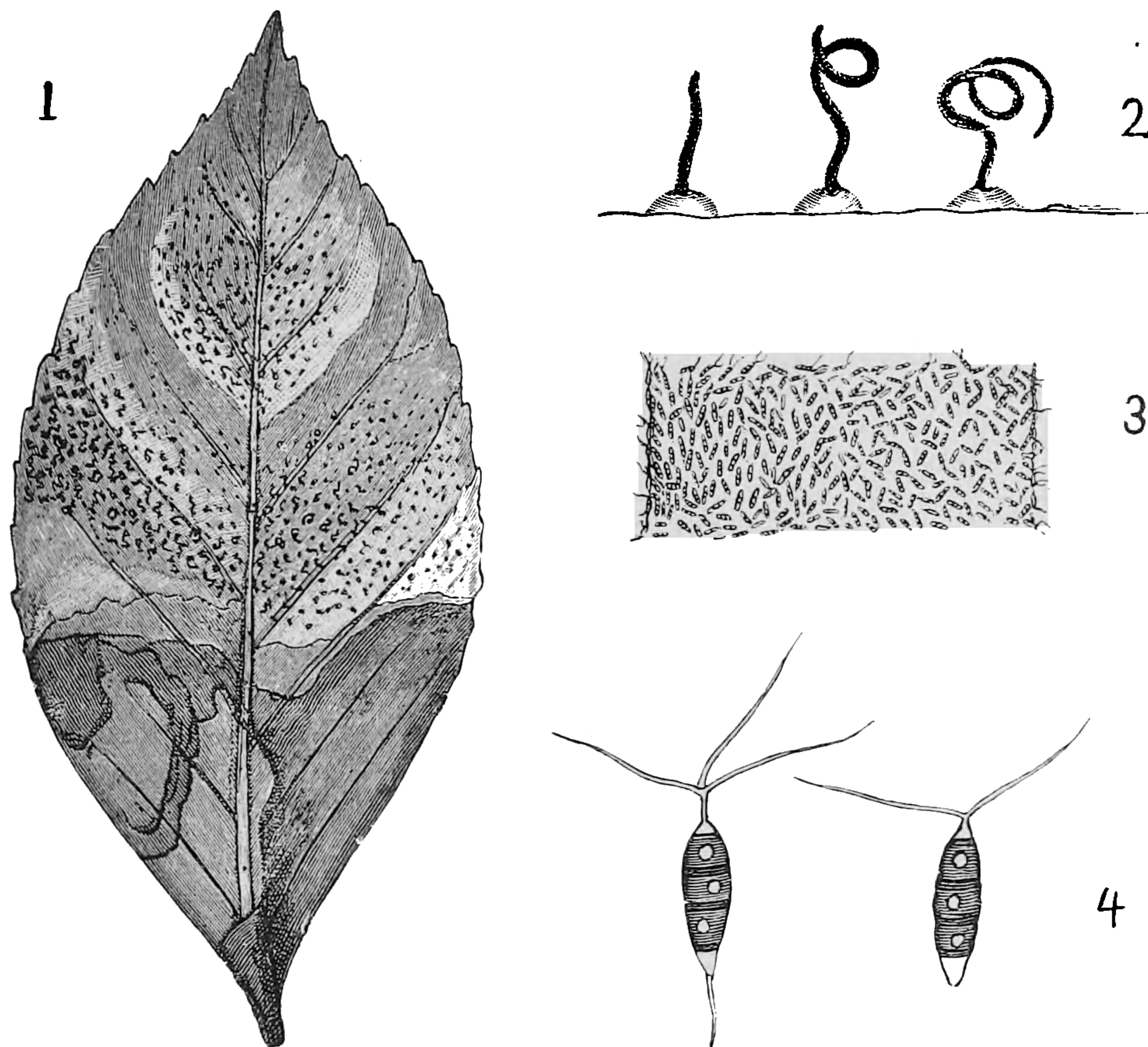


Fig. 36. *Pestalozzia Guepini*.

1. A leaf of *Camellia* infected. 2. Cirri of the same leaf $\frac{5}{1}$. 3. Part of the same cirri $\frac{100}{1}$. 4. 2 conidia $\frac{500}{1}$. From R 02 a.

2803. *Pestalozzia gongrogena* Temme, Syll. X ⁴⁸⁹, All. VII ⁷⁰⁶, R 02 a ⁵⁸⁹.

Salix cinerea. L. Hardenberg. *Salix viminalis*. L. Saxkøbing.

2804. *Pestalozzia maculicola* Rostrup 95 a ²¹¹, 02 a ⁵⁸⁹, see tab. VIII fig. 102.

Maculae orbiculares, diam. 3–4 mm albae, amphigenae, lineo fusco cinctae; acervuli minutissimi, nigri; conidia oblongo-fusoidea, 3-septatis, loculis 2 interioribus fuscis, $16-20 \times 6-7 \mu$ vertice cili tribus ornata.

On living leaves of *Ulmus montana*. J. Silkeborg Papirfabrik ($\frac{17}{6}$ 93); S. Lyngby Landboskole ($\frac{21}{8}$ 93).

2805. *Pestalozzia truncata* Lév., Syll. III ⁷⁹⁴, All. VII ⁶⁷⁶.

Sorbus aucuparia. S. Eskemosegaard Skov (June 03 O. R.).

Toxosporium.

2806. *Toxosporium camptospermum* (Peck)!, Syn: *Pestalozzia*

camp. Peck 39 Report (1886), Syll. X⁴⁹⁵, *Coryneum bicornne* Rostrup 99 a²⁷¹, 02 a⁵⁹⁷, 05 d, *Toxosporium abietinum* Vuill., Syll. XIV¹⁰³⁰, All. VII⁷⁰⁸.

Acervulis amphigenis, sparsis, atris; conidiis crasse fusoides, arcuatis, bicornutis, 20–24 μ \times 6–8 μ , 3–5-septatis, loculis binis interioribus fuscis, loculis exterioribus hyalinis. R.

Found in company with *Mycosphaerella abietis* on dead leaves of *Abies alba*. F. Glorup (Dec. 1898 A. Bruun); S. Ruderhegn, Geelskov.

Melanconieae—Dictyosporae.

Steganosporium.

The form-species of *Steganosporium* correspond to the species of *Massaria* see pag. 230.

2807. ***Steganosporium muricatum*** Bon., Syll. III⁸⁰⁶, All. VII⁷¹⁶ c. icon., Syn: *Hendersonia polycystis* Berk. & Br., Syll. III⁴⁴¹, All. VIII¹⁹⁶, *Myxocyclus confluens* Riess.

Alnus glutinosa. S. Sorø Filosofgang (9/4 82 V. Sarauw).

2808. ***Steganosporium compactum*** Sacc., Syll. III⁸⁰⁴, All. VII⁷¹⁵ c. icon.

Ulmus montana. S. Gl. Carlsberg. October.

2809. ***Steganosporium piriforme*** (Fries) Cda., Syll. III⁸⁰³, All. VII⁷¹² c. icon., Syn: *Stilbospora pyriformis* Hoffm., Fries S. M. III⁴⁸⁵, Schum. no 1358.

Acer pseudoplatanus. F. Brendeskov (H. Sehested); S. Gammelmosen (O. R.), Forsthaven, København (22/6 89 V. Sarauw).

Melanconieae—Scolecosporae.

Cylindrosporium.

Some forms of *Cylindrosporium* are known to represent the conidial fructification of *Discomycetes* for instance corresponds:

Cylindrosporium padi to *Pseudopeziza Jaapii* Rehm (see Jaap 10 b).

— *acicola* to *Belonium pineti* (Jaap Exs. no 105).

2810. ***Cylindrosporium filipendulae*** Thümen, Syll. III⁷³⁸, All. VII⁷³².

Filipendula ulmaria. J. Vejle (30/7 93).

THIS PAGE IS LOCKED TO FREE MEMBERS
Purchase full membership to immediately unlock this page



Never be without a book!

Forgotten Books Full Membership gives universal access to 797,885 books from our apps and website, across all your devices: tablet, phone, e-reader, laptop and desktop computer

A library in your pocket for \$8.99/month

Continue

*Fair usage policy applies

2816. **Cryptosporium noveboracense** Berk. & Cooke, Syll. III⁷⁴².
On the trunk of *Abies alba*. B. Almindingen (5/9 98, new for Europe, see R 99 a²⁷¹ & 06 dd).

2817. **Cryptosporium hysteroioides** Cda., Syll. III⁷⁴², All. VII⁷⁴⁸
c. icon.

Salix caprea. F. Klingstrup. *Salix viminalis*. F. Tiselholt.

2818. **Cryptosporium Neesii** Corda, Syll. III⁷⁴⁰, All. VII⁷⁴² c. icon.
Alnus glutinosa, common.

2819. **Cryptosporium turgidum** Berk. & Br., Syn: *Stagonospora*
turg. Sacc., Syll. III⁴⁴⁷, All. VI⁹⁷⁴, *Cryptosporium fraxini* R 04 f³⁸.

Acervulis erumpentibus, pulvinatis, fuscis, gregariis, c. 0,5 mm diam.;
conidiis fusoido-falcatis, hyalinis, utrinque acutiusculis, medio sep-
tatis, 25—30 μ \times 4—5 μ , e sterigmatibus continuis, simplicibus, 32 μ
 \times 3 μ oriuntibus.

On twigs of *Fraxinus excelsior*. S. Frerslev Hegn (23/10 87).

Hyphomycetes.

Mucedinaceae—Hyalosporae.

Chromosporium.

2820. **Chromosporium aureum** (Cda.) Sacc., Syll. IV⁷, Ldau
VIII¹².

On the foot of a cassowary. S. København (Febr. 03 Boas).

Microstroma.

2821. **Microstroma juglandis** (Bereng.) Sacc., Syll. IV⁹, Ldau
VIII¹⁸ c. icon.

On living leaves of *Juglans regia*. J. Vejle. September.

Oospora.

2822. **Oospora porriginis** (Mont. & Berk.) Sacc., Syll. IV¹⁵, Ldau
VIII³⁶.

Into the skin of men (see Marcus 62, Borch 65, O. R., Fries 68).

2823. **Oospora equina** (Desm.) Sacc., Syll. IV²².

On hoofs of *Equus caballus*. S. Landbohøjskolen (see R 94 f⁴⁴).

2824. **Oospora casei** (Fries)!, Syn: *Sporendonema casei* Fries S.

M. III ⁴³⁵, Syn: *Oospora crustacea* (Bull.) Sacc., Syll. IV ²⁰, Ldau VIII ⁴².
On cheese. S. København. On dead caterpillars of *Melolontha* (^{29/9} 93).

2825. ***Oospora cyanescens*** (Kalchbrenner) Sacc., Syll. IV ²⁵, Ldau VIII ³⁹.

On wood. S. Ermelunden (October 90. O. R.).

2826. ***Oospora nivea*** (Fuckel) Sacc., Syll. IV ¹⁶, Ldau VIII ²⁹.
On sclerotia on *Medicago*. S. København. On owls disgorging. J. Fannerupgaard (^{7/7} 95 see R 97 m ⁴⁹).

2827. ***Oospora lactis*** (Fresenius) Sacc., Syll. IV ¹⁵, Ldau VIII ³²,
Syn: *Oidium lactis* Fres., *Geotrichum mycoderma* Sacc., Syll. IV ⁴⁰,
Mælkeskimmel (E. W. 81 ⁴³²), Lit: Grawitz 81.

Very common upon cheese, into milk etc.

2828. ***Oospora microsperma*** (Berk. & Br.) Sacc., Syll. IV ²², Ldau VIII ⁴⁶.

On stumps of *Picea excelsa*. J. Randers.

2829. ***Oospora compacta*** (Cooke & Ellis) Sacc. & Vogl., Syll. IV ¹³.

On branches of *Fagus silvatica*. S. Billesborg Skov (Exc. ^{7/10} 94).

2830. ***Oospora verbasci*** Rostrup 97 m ⁴⁹, Syll. XIV ¹⁰³⁷, Ldau VIII ³⁸.

Conidiis hyalinis, irregularibus, oblongo-valsoides 6—8 μ \times 2—4 μ
vel globulosis 3—5 μ diam., sporodochiis brevis insidentibus.

In the flowers of *Verbascum speciosum*. S. Thorvaldsensvej (^{7/7} 95 Joh. Lge).

Monilia.

Many form-species of *Monilia* correspond to species of *Sclerotinia* (subgenus *Stromatinia*) see pag. 108.

2831. ***Monilia candida*** Bonorden, Syll. IV ³², Ldau VIII ⁵⁴ c. icon.
Common on old wood etc., also into the air (see O. R. 08).

2832. ***Monilia Koningi*** Oudemans, Syll. XVIII ⁵⁰², Ldau VIII ⁵⁹.
Into the air near København (O. R. 08).

2833. ***Monilia fructigena*** Fries S. M. III ⁴³⁰, Syll. IV ³⁴, Ldau VIII ⁵⁷,
Frugtskimmel (R 84 g), *Kærnefrugtskimmel*, Lit: R 90 l ⁵⁷⁸, 92 t, 95 h,
02 a. ⁵⁵⁵ c. icon., 06 h.

Very common, especially in the years past 1891 (see R 93 i and Sorauer 99). *Pirus malus*, *Pirus communis*, *Prunus domestica* common. *Cydonia japonica*. S. Gundsømagle (Mathiesen), Tystofte (! see Lind 07 b).

2834. **Monilia cinerea** Bon., Syll. IV³⁴, Ldau VIII⁵², Stenfrugt-skimmel, R 02 a⁵⁵⁶, 06 i, Lind & Ravn 10³⁶ c. icon.

In the fruit, flowers, leaves and twigs of *Prunus avium*, *acida*, *domestica*, *triloba*, *persica*, *armeniaca*, common. *Amygdalus nana*. J. Viborg (Gad); S. Basnæs.

2835. **Monilia crataegi** Diedicke, Syll. XVIII⁵⁰², Ldau IX⁷²¹.

On leaves of *Crataegus monogyna*. S. Usserød!, Lyngby (!^{12/6} 08 Exs. Kab. & Bub. no 582), Amager and more other places.

Fusidium.

2836. **Fusidium melampyri** Rostrup 97⁴⁹, Syll. XIV¹⁰⁴⁰, Ldau VIII⁶⁴.

Albidum, tenuiter effusum, hypophyllum; conidia cylindrico-fusoida, hyalina, longit. 13—18 μ crassit. 3—5 μ .

On the lower surface of living leaves of *Melampyrum silvaticum*. J. Fannerupgaard (July 95). *Melampyrum cristatum*. F. Ringe!

Cylindrium.

2837. **Cylindrium candidum** Bonorden, Syll. IV³⁶, Ldau VIII⁷⁴.

On fallen leaves of *Salix* (June 01).

2838. **Cylindrium griseum** Bonorden, Syll. IV³⁷, Ldau VIII⁷¹.

On fallen leaves of *Quercus robur*. J. Stensbæk!; S. Jonstrup Vang (O. R.).

2839. **Cylindrium flavovirens** (Fries)!, Syn: *Fusisporium flav.* Fries S. M. III⁴⁴⁶, *Cylindrium aeruginosum* (Link) Ldau VIII⁷² c. icon., Syll. IV³⁷.

On fallen leaves of *Quercus robur*. S. Ruderhegn. August.

Geotrichum.

2840. **Geotrichum candidum** Fries S. M. III⁴²⁰, Syll. IV³⁹, Ldau VIII⁷⁶.

On wood. S. Tokkekøb Hegn (May 91 O. R.).

Oedocephalum.

2841. **Oedocephalum glomerulosum** (Fries) Sacc., Syll. IV⁴⁷, Ldau VIII⁹³ c. icon., Syn: *Botrytis glom.* Fries S. M. III³⁹⁵.

On twigs of *Picea excelsa*. S. Gribskov (^{22/10} 05 F. & W. 09³¹⁶), København (O. R.).

Cephalosporium.

2842. **Cephalosporium Bonordenii** Sacc., Syll. IV⁵⁷, Ldau VIII¹⁰⁵.

In a solution of potassium-jodide. S. Valby (^{10/6} 90 A. Kløcker).

THIS PAGE IS LOCKED TO FREE MEMBERS

Purchase full membership to immediately unlock this page

Know Your Bible

Forgotten Books' Full Membership provides unlimited access to more than 28,000 volumes of Christian literature for \$8.99/month

**HOLY
BIBLE**

Continue

*Fair use policy applies

Sporotrichum.

2851. **Sporotrichum polysporum** Fries S. M. III ⁴²⁴, Syll. IV ⁹⁸, Ldau VIII ¹⁹⁰.

On hoofs of *Equus caballus* and bones of *Rhea americana*. S. Landbohøjskolen (Boas). On dead roots of *Armoracia*. S. København.

2852. **Sporotrichum lanatum** Wallr., Syll. IV ¹⁰², Ldau VIII ¹⁹⁴.

On feathers of *Corvus cornix*. F. Lundsgaard Skov (^{6/8} 95).

2853. **Sporotrichum mycophilum** Fries S. M. III ⁴²², Syll. IV ¹⁰⁷, Ldau VIII ²¹⁰.

On *Polyporus*. F. Glorup. July.

2854. **Sporotrichum roseum** Fries S. M. III ⁴²², Syll. IV ¹⁰⁶ Ldau VIII ²¹¹ c. icon.

On stems of *Lilium auratum*. S. København (^{5/2} 97 Th. Jensen).

2855. **Sporotrichum flavissimum** Fries S. M. III ⁴²³, Syll. IV ¹⁰², Ldau VIII ¹⁹⁷ c. icon.

On timber of *Quercus robur*. S. Nørrebro (May 96 Weismann).

2856. **Sporotrichum geochroum** Fries S. M. III ⁴¹⁶, Syll. IV ¹⁰⁶, Ldau VIII ²⁰⁹.

On old timber. S. København: August (Weismann).

Sepedonium.

2857. **Sepedonium chrysospermum** Fries S. M. III ⁴³⁸, Syll. IV ¹⁴⁶, Ldau VIII ²¹⁹ c. icon., Bref. Untersuch. X ¹⁸⁴.

Common on *Boletus*, *Lycoperdon* etc.

Ovularia.

2858. **Ovularia pulchella** (Ces.) Sacc., Syll. IV ¹⁴⁵, Ldau VIII ²³⁵.

Hordeum sativum. S. Thorsbro (^{31/7} 96).

2859. **Ovularia destructiva** (Plowr. & Phil.) Masee, Ldau VIII ²³⁵, Vgr. 00 ³⁵, Syn: *Ramularia dest.* P. & P., Syll. IV ¹⁹⁸, *Ovularia Sommeri* (Eichler) Sacc., Syll. XI ⁵⁹⁹.

Very common on leaves and twigs of *Myrica gale* all the year round. Found for the first time J. Thorsager (^{26/7} 74).

2860. **Ovularia obliqua** (Cooke) Oudemans, Syll. IV ¹⁴⁵, Ldau VIII ²³⁷.

Very common on living leaves of *Rumex crispus*, *maritimus*, *domesticus*, *hydrolapathum*, *aquaticus* × *hydrolapathum*, *obtusifolius*, *sanguineus*. May–Sept.

2861. **Ovularia rigidula** Delacroix, Syll. X ⁵⁴¹, Ldau VIII ²³⁹.

Polygonum aviculare. S. Hjørring (1 ^{18/7} 01).

2862. **Ovularia decipiens** Saccardo, Syll. IV¹³⁹, Ldau VIII²⁴⁰.
Ranunculus lanuginosus. J. Marselisborg!. *Ranunculus acer*. S. Lyngby.
Ranunculus repens. J. Skive (18/6 02!), Viborg (! Exs. Kab. & Bub. no 433).
2863. **Ovularia aplospora** (Speg.) Magnus, Syll. IV¹⁴⁰, Ldau VIII²⁴² c. icon., Syn: *Ovularia Schroeteri* (Kühn) Sacc., Syll. IV¹⁴⁰, Ldau VIII²⁴⁴, *Ovularia pusilla* Sacc., Syll. IV¹⁴⁰.
 On living leaves of *Alchimilla vulgaris*, very common, June—Sept.
2864. **Ovularia Schwarziana** Magnus, Syll. XVI¹⁰³⁵, Ldau VIII²⁴⁵, Vikkeskimmel (R 92 b³³⁵, 93 d¹³⁹).
Vicia villosa, quite common, recorded from J. & S.
2865. **Ovularia viciae** (Frank) Sacc., Syll. X⁵⁴², Ldau VIII²⁴⁵.
Vicia tenuifolia. S. København (1/10 84). *Vicia cassubica*. S. Fredriksværk.
2866. **Ovularia deusta** (Fuckel) Sacc., Syll. IV¹⁴⁰, Ldau VIII²⁴⁸.
Lathyrus silvester. S. Lyngby (M. L. M.). *Lathyrus pratensis*. J. Uggerby!, Skive!. *Lathyrus tuberosus* (hosp. nov.). S. Bidstrupgaard (Hornemann).
2867. **Ovularia sphaeroidea** Sacc., Syll. IV¹⁴⁰, Ldau VIII²⁴⁷, Syn: *Ramularia sphaer.* (Sacc.) Rostrup 93 d¹³⁹, 02 a⁶⁰².
Lotus corniculatus. J. Krabbesholm! and many other places. *Lotus uliginosus*. J. Viborg!; F. Brændskov (3/8 85).
2868. **Ovularia primulana** Karsten, Syll. IV¹⁴³, Ldau VIII²⁴⁹.
Primula acaulis. J. Kaas!. *Primula elatior* very common. *Primula officinalis*. J. Flade!, Floutrup!, Vilhelmsborg; S. Bidstrup!.
2869. **Ovularia cynoglossi** (Liro)!, Syn: *Ramularia cyn.* Liro, Syll. XVIII⁵⁵², Ldau VIII⁴⁸⁷, *Ovularia asperifolii* Sacc., var *cynoglossi* Sacc., Syll. IV¹⁴², Ldau VIII²⁵⁰.
Cynoglossum officinale. J. Tversted!, Sæby!; S. Saltbæk Vig, Fakse (12/8 87).
2870. **Ovularia carneola** Sacc., Syll. IV¹⁴³, Ldau VIII²⁵⁵.
Scrophularia vernalis. S. Roskilde.
2871. **Ovularia duplex** Sacc., Syll. IV²⁵⁴, Ldau VIII²⁵⁴.
 On living leaves of *Scrophularia nodosa*, very common.
2872. **Ovularia veronicae** (Fuckel) Sacc., Syll. IV¹⁴³, Ldau VIII²⁵³.
Veronica hederifolia. S. Tystofte!. *Veronica Tournefortii*. F. Skaarup. *Veronica arvensis*. F. Skaarup (23/5 82). *Veronica chamaedrys*. Læsø!; J. Skive!, Horsens!, Greisdalen; F. Dalum (Jak. Lge). *Veronica montana*. J. Viborg!. *Veronica teucrium*. J. Horsens!.
2873. **Ovularia lamii** (Fuckel) Sacc., Syll. IV¹⁴⁴, Ldau VIII²⁵².
Lamium purpureum. F. Skaarup (1/2 74). *Lamium amplexicaule* × *purpureum*. J. Hobro (F. K. R.). *Lamium album*. J. Viborg (! see Ldau IX⁷⁴³); F. Dalum (Jak. Lge).

2874. **Ovularia Vossiana** (Thümen) Sacc., Syll. IV ¹⁴¹, Ldau VIII ²⁵⁶.

Carduus crispus. J. Skive!; F. Egeskov (20/8 97!).

2875. **Ovularia gnaphalii** Sydow, Syll. XVI ¹⁰³⁵, Ldau VIII ²⁵⁷.

Gnaphalium silvaticum. J. Tolne!; F. Bjørnemose (2/9 82). *Gnaphalium uliginosum*. J. Grinderslev!.

2876. **Ovularia virgaureae** (Thümen) Sacc., Syll. IV ¹⁴², Ldau VIII ²⁵⁸.

Solidago virgaurea. J. Fredrikshavn; B. Paradisbakkerne (R 06 dd).

2877. **Ovularia doronici** Saccardo, Syll. IV ¹⁴¹, Ldau VIII ²⁵⁶.

Doronicum pardalianches. S. Gurre (O. R.), Landbohøjskolens Have, Ledreborg (3/6 97).

Ovulariella.

2878. **Ovulariella nymphaeorum** (All.) Kab. & Bub. Exs. no 585, Syn: *Gloeosporium nymph.* All., Syll. XIV ¹⁰⁰⁴, *Ovularia nymph.* All. VII ⁵¹⁰, Ldau VIII ²⁴¹, *Ascochyta nymphaeae* Passer., All. VI ⁶⁷², Syll. III ³⁹⁷.

On leaves of *Nymphaea odorata*, *lotus*, *Bouchiana*, *Ortgiesiana*. S. Botanisk Have (9/9 97 see R 99 a ²⁷⁰, 02 a ⁵⁸³).

Monosporium.

2879. **Monosporium spinosum** Bonorden, Syll. IV ¹¹³, Ldau VIII ²⁶¹.

Parasitical on *Ustilago hordei*. F. Skaarup (10/9 81).

Botrytis.

2880. **Botrytis terrestris** (Fries)!, Syn: *Hyphelia ter.* Fries S. M. III ²¹³, *Botr. epigaea* Link var. *rosea* Sacc., Syll. IV ¹³⁶, Ldau VIII ³⁰⁰, *Trichoderma laeve* Schum. no 1587, Jord-Uldskind (H. 37 ⁸⁹²).

Upon the ground. S. (Schum.).

2881. **Botrytis tenella** Sacc., Syll. IV ¹¹⁹, Ldau VIII ²⁷⁷ c. icon.

Is the conidial form of fructification of *Cordyceps melolonthae*.

On insects. *Chrysomela*. J. Nebsager (O. R.). *Forficula*. J. Randers (Nic. Hartz). *Rhizophagus* and *Hylesina micans*. S. København (Boas). *Melolontha vulgaris*. J. Vorgod; S. København (see Boas 94, R 06 a ¹⁰⁴). *Melolontha hippocastanum*. J. Allerup (F. K. R.). *Bombyx pudibunda*. J. Vorgaard Storskov (R 02 b ³¹⁰). *Bombyx monacha*. S. Sonnerup Plantage (Boas). *Panolis piniperda* (Levin).

2882. **Botrytis muscae** Rostrup 93 b ⁹⁴, Syll. XI ⁵⁹⁷, Ldau VIII ³⁰⁴.

THIS PAGE IS LOCKED TO FREE MEMBERS
Purchase full membership to immediately unlock this page



Never be without a book!

Forgotten Books Full Membership gives universal access to 797,885 books from our apps and website, across all your devices: tablet, phone, e-reader, laptop and desktop computer

A library in your pocket for \$8.99/month

Continue

*Fair usage policy applies

2890. **Botrytis carnea** Fries S. M. III ⁴⁰⁵, Syll. IV ¹¹⁹, Ldau VIII ²⁷⁸, Fischer IV ²¹², Schum. no 1599, Fl. D. tab. 2278 fig. 1.

v. Höhnel supposes it to be the conidial fructification of *Tomentella fusca* (07 a).

On decaying wood of *Betula alba*. S. (Schum.).

Verticillium.

2891. **Verticillium aphidis** Bäumler 87 ⁹⁴, Syll. X ⁵⁴⁶, Ldau VIII ³²¹, Syn: Vert. aphidis Rostrup 93 b ⁹⁹, Syll. XI ⁶⁰⁰, Ldau VIII ³²³, R 00 k, 06 a ¹⁰⁴, Lagerheim 99 b.

On *Aphis* spp. S. København, Vanløse (Trier).

2892. **Verticillium capitatum** Fries S. M. III ³⁹⁹, Syll. IV ¹⁵², Ldau VIII ³²¹.

S. Boserup Skov (Oct. 90 O. R.).

2893. **Verticillium crassum** Bon., Syll. IV ¹⁵⁸, Ldau VIII ³²⁹.

On wood. S. Bognæs (¹²/₆ O. R.).

2894. **Verticillium quaternellum** Grove, Syll. IV ¹⁵⁴.

On *Agaricaceae*. S. Fredriksdal (O. R.).

2895. **Verticillium epimyces** Berkeley, Syll. IV ¹⁵⁴, Ldau VIII ³¹⁶.

On *Sclerotium clavus*. S. Landbohøjskolen. November.

2896. **Verticillium rufum** (Schwabe) Rabenhorst, Syll. IV ¹⁵⁶.

On roots of *Beta*. S. Vejenbrød (R. Larsen). On roots. F. Hvidkilde (Rosenørn-Lehn).

2897. **Verticillium lateritium** Berkeley, Syll. IV ¹⁵⁶, Ldau VIII ³²⁴.

On paper. S. København (O. R.). On cultures of *Isaria densa*. S. København (Boas). On roots of *Dahlia*. S. Lyngby (M. L. M.). On stems of *Daucus carota*. J. Horsens (Bøgh). *Astragalus glycyphyllus*. Fænø (A. Schultz). *Secale cereale*. S. Hornbæk.

2898. **Verticillium candidulum** Sacc., Syll. IV ¹⁵⁰, Ldau VIII ³¹⁸.

On dead stems of *Solanum lycopersicum*. S. Landsgrav. On living leaves of *Primula officinalis*. J. Blaakilde.

Nematogonium.

2899. **Nematogonium aurantiacum** Desm., Syll. IV ¹⁷⁰, Ldau VIII ³⁹⁸ c. icon.

On wood of *Fagus*, *Fraxinus*, *Pirus*. S. & L.

Didymopsis.

2900. **Didymopsis helvellae** (Cda.) Sacc., Syll. IV ¹⁸², Ldau VIII ³⁶³ c. icon.

Acetabula vulgaris. Møen Vitmundsnakke (¹⁶/₈ SS).

Trichothecium.

2901. **Trichothecium roseum** Fries S. M. III⁴²⁷, Syll. IV¹⁸¹, Ldau VIII³⁶⁵ c. icon., Syn: *Trichoderma carnea* Schum. no 1588, Rosenrød Haargjemme (H. 37⁹⁰⁰).

Very common on different parts of plants, also on hoofs of *Equus caballus* (see R 94 f⁴⁴).

2902. **Trichothecium cupulicolum** spec. nov.

Caespitulis late effusis, subvelutinis, crusta cinerea matricem obtengens. Hyphis sterilibus repentibus, septulatis, ramosis, cinereo-griseis; hyphis fertilibus erectis, c. $100\ \mu \times 5\ \mu$, septatis, simplicibus, sursum rotundatis vel 2–3 noduloso-denticulatis; conidiis concoloribus e denticulis oriundis, oblongis, cylindricis, rectis, utrinque obtusis, eguttulatis, didymis, ad septum non constrictis, $15\text{--}20\ \mu \times 5\ \mu$.

In cupulis dejectis *Fagi silvatici* (O. R.).

Mucedineae—Hyalodidymae.

Arthrobotrys.

2903. **Arthrobotrys superba** Cda., Syll. IV¹⁸¹, Ldau VIII³⁶⁹ c. icon. On dung of mammals (Hansen 76³⁴⁰). On sclerotia (O. R. 97²⁵⁷).

2904. **Arthrobotrys oligospora** Fres., Syn: *Art. superba* var: *oligospora* Fres. Syll. IV¹⁸¹, Ldau VIII³⁶⁹.

Common on dung of *Equus* and *Lepus*, also parasitical in *Nematodes* (see Hansen 90¹²⁹).

Diplocladium.

2905. **Diplocladium minus** Bonorden, Syll. IV¹⁷⁶, Ldau VIII³⁷⁴. Its ascigerous stage is *Hypomyces aurantius* (see Tul. Carp. III⁴³). *Polyporus* spp. S. Humlebæk (O. R.), Tokkekøb Hegn (May 91 O. R.), Ermelunden (O. R.). *Lenzites betulina*. S. Geelskov.

Didymaria.

2906. **Didymaria Ungerii** Cda., Syll. IV¹⁸⁴, Ldau VIII³⁷⁸ c. icon. Common, Aug.—Sept., on living leaves of *Ranunculus acer*, *repens*, *lingua*, *sardous*, *lanuginosus*.

2907. **Didymaria linariae** Passerini, Syll. IV⁵⁵⁰, Ldau VIII³⁸⁰. *Linaria vulgaris*. J. Fredrikshavn (1/7 07!).

Bostrychonema.

2908. **Bostrychonema alpestre** Cesati, Syll. IV¹⁸⁵, Ldau VIII³⁸¹ c. icon.

On living leaves of *Polygonum bistorta*. J. Rosenholm!; F. Odense!; S. Hæsele.

Mycogone.

2909. **Mycogone cervina** (Fries) Ditm., Syll. IV¹⁸³, Ldau VIII³⁸⁶, Syn: *Sepedonium cerv.* Fries S. M. III⁴³⁹.

Polyporus. S. Ruderhegn (30/9 88).

2910. **Mycogone pezizae** (Richon) Sacc., Syll. IV¹⁸³, Ldau VIII³⁸³. *Helvella lacunosa*. Møen Aborreberget (11/8 88).

2911. **Mycogone perniciosa** Magnus, Syll. XVI¹⁰⁴⁰, Ldau VIII³⁸⁴. On cultivated *Psalliota campestris* (see Borregaard 94, R 02 a⁶⁰³).

2912. **Mycogone rosea** (Fries) Link, Syll. IV¹⁸³, Ldau VIII³⁸⁴, Syn: *Sepedonium roseum* Fries S. M. III⁴³⁸, *Hypomyces Linkii* Tul., Wt. II¹³⁶.

Agaricaceae. S. Carlsberg (Elfving). *Helvella lacunosa*. B. Almindingen!.

Mucedinaceae—Hyalophragmiae.

Mastigosporium.

2913. **Mastigosporium album** Riess, Syll. IV²²⁰, Ldau VIII⁴⁰² c. icon., Syn: *Fusidium agrostidis* R 81 a⁹¹.

Is supposed to represent the conidial fructification of *Dilophia graminis* (see R 02 a⁴⁶⁷).

Very common on living leaves of many different species of Gramineae. Recorded on *Dactylis glomerata*, *Poa trivialis*, *Glyceria fluitans*, *Briza media*, *Molinia coerulea*, *Holcus*, *Avena elatior*, *Agrostis alba* & *vulgaris*, *Calamagrostis arundinacea*; *epigejos*, *lanceolata*, *Anthoxanthum odoratum*, *Alopecurus pratensis*, *nigricans*, *agrestis*, *castellantus*, *Phleum pratense*. April–October.

Septocylindrium.

2914. **Septocylindrium anemones** Delacroix, Syll. XI⁶⁰⁷, Ldau VIII⁴⁰⁶.

Pulsatilla pratensis (hosp. nov.). J. Uggerby Aa (1 12/7 01).

2915. **Septocylindrium olivascens** Thümen, Syll. IV²²⁵ & X⁵⁶⁷.

On living and dead leaves of *Hippophaës rhamnoides*. J. Frederikshavn (Oct. 07 V. S.), Tolne (V. S.), Løgstør (! Exs. Kab. & Bub. no 591).

Dactylium.

2916. **Dactylium dendroides** Fries S. M. III⁴¹⁴, Syll. IV¹⁸⁹, Ldau VIII⁴¹⁷ c. icon., Syn: *Dact. agaricinum* Sacc., Syll. IV¹⁸⁹.

THIS PAGE IS LOCKED TO FREE MEMBERS

Purchase full membership to immediately unlock this page

Know Your Bible

Forgotten Books' Full Membership provides unlimited access to more than 28,000 volumes of Christian literature for \$8.99/month

**HOLY
BIBLE**

Continue

*Fair use policy applies

2923. **Ramularia aromatica** (Sacc.) v. Höhnel, Ldau VIII ⁴³⁶, Syn: *Septocylindrium arom.* Sacc., Syll. IV ²²⁴, Ldau VIII ⁴⁰⁴.

Acorus calamus, common, recorded from many parts of the country.

2924. **Ramularia rosea** (Fuckel) Sacc., Syll. IV ¹⁹⁹, Ldau VIII ⁴³⁷, R 02 a ⁶⁰¹.

On living leaves of *Salix caprea*. J. Krabbesholm!, Gjesten.

2925. **Ramularia urticae** Cesati, Syll. IV ²¹⁶, Ldau VIII ⁴³⁹.

Urtica dioeca, quite common, Sept.—Nov.

2926. **Ramularia rhei** Allescher, Syll. XIV ¹⁰⁶³, Ldau VIII ⁴⁴³.

Common and very destructive upon the leaves of *Rheum* cult.

2927. **Ramularia pratensis** Sacc., Syll. IV ²¹⁵, Ldau VIII ⁴⁴⁰ c. icon.

Rumex acetosa. Læsø!; J. Bannerslund (! ^{11/7} 03).

2928. **Ramularia lychnicola** Cooke, Syll. IV ²⁰⁴, Ldau VIII ⁴⁴⁶.

Melandrium rubrum. J. Flade!, Krabbesholm Skov (^{29/5} 01!). *Melandrium album*. J. Skive!.

2929. **Ramularia betae** Rostrup 99 a ²⁷², 99 c ¹²⁸, 99 d ⁴⁵, 02 a ⁶⁰¹ c. icon., Syll. XVI ¹⁰⁴⁵, Ldau VIII ⁴⁴⁴, Bubak 04 b, Syn: *Depazea betae-cola* R 78 & 81 a ⁹² (nom. nudum), Bedens Plets-kimmel (R 03 c ¹⁵⁴ & M. L. M. 09 ¹²⁸).

Maculis numerosis, amphigenis, subcircularibus, 4—6 mm diam., griseo-candidis, rufo-cinctis; hyphis fasciculatis; conidiis cylindraceis, continuis, 10—15 × 4—5 μ vel 1-septatis 15—25 × 5 μ.

Common on living leaves of all cultivated forms of *Beta*. July—October.

2930. **Ramularia calthae** (Cooke) Liro, Syll. XVIII ⁵⁴⁶, Ldau VIII ⁴⁴⁸, Syn: *Cercospora calthae* Cke., Syll. X ⁶¹⁸, *Cylindrosporium niveum* B. & Br., Syll. III ⁷³⁷, All. VII ⁷²⁴.

On living leaves of *Caltha palustris*, common. June—July.

2931. **Ramularia aequivoca** (Ces.) Sacc., Syll. IV ²⁰¹, Ldau VIII ⁴⁵⁰ c. icon. & IX ⁷⁶⁵, Syn: *Ramularia gibba* Fuckel, Syll. IV ²⁰⁰, *Ram. gibba* var: *Ranunculi auricomi* Sacc., Syll. IV ²⁰⁶.

Ranunculus lingua (hosp. nov.). S. Gammelmosen (R 06 cc ³⁵⁷). *Ranunculus auricomus*. F. Klingstrup (^{11/5} 78); S. Haslev Urned (! Exs. Kab. & Bub.), Tjustrup, Hammer (Jak. Lge). *Ranunculus acer*. S. Stignæs (Lind 07 b).

2932. **Ramularia armoraciae** Fuckel, Syll. IV ²⁰¹, Ldau VIII ⁴⁵³ c. icon.

Common on living leaves of *Roripa armoracia* (R 02 a ⁶⁰¹).

2933. **Ramularia cardamines** Sydow, Syll. XVIII ⁵⁴⁷, Ldau VIII ⁴⁵⁴.

Cardamine pratensis. J. Dvergetved (^{8/7} 02!).

2934. **Ramularia agrestis** Sacc., Syll. IV²⁰², Ldau VIII⁴⁶⁹.
Common on living leaves of *Viola tricolor* cult. (R 99 a²⁷³).
2935. **Ramularia deflectens** Bresadola, Syll. XIV¹⁰⁵⁹, Ldau VIII⁴⁶⁹.
Viola tricolor. J. Flåde (27/9 08 M. L. M.).
2936. **Ramularia lactea** (Desm.) Sacc., Syll. IV²⁰¹, Ldau VIII⁴⁶⁸.
Very common on living leaves of *Viola odorata* (R 02 a⁶⁰²).
2937. **Ramularia acutata** (Bon.)!, Syn: *Ovularia acut.* (Bon.)
Sacc., Syll. IV¹⁴², Ldau VIII²⁴⁹, *Ramularia violae* Trail, Syll. X⁵⁵⁵,
Ldau VIII⁴⁷⁰, "*Phyllosticta violae* Desm." in Rabenhorst's *Fungi*
Europ. no 1263.
Viola canina common. *Viola silvatica*. J. Odden Skov!; S. Hvalsø (! Exs.
Kab. & Bub. no 688); B. Rø Plantage.
2938. **Ramularia malvae** Fuckel, Syll. IV²⁰⁵, Ldau VIII⁴⁶⁷, Syn:
Ram. malvae moschatae (Sacc.) Vgr., Syll. IV²⁰⁵.
Malva moschata. J. Viborg (20/9 04!, Exs. Kab. & Bub. no 437).
2939. **Ramularia geranii** (West.) Fuckel, Syll. IV²⁰⁴, Ldau VIII⁴⁶⁴,
Syn: *Ram. geranii silvatici* Vgr. 99¹⁶³, Syll. XVI¹⁰⁴¹, *Ram. geranii*
sanguinei Mass., Syll. XVI¹⁰⁴¹.
Common on living leaves of *Geranium pusillum*, *molle*, *pyrenaicum*, *silvati-*
cum, *pratense*, *sanguineum*. All the year round.
2940. **Ramularia erodii** Bresadola, Syll. XIV¹⁰⁶¹, Ldau VIII⁴⁶⁶.
Erodium cicutarium. Falst. Orehoved.
2941. **Ramularia saxifragae** (Schroeter) Sydow, Syll. XIV¹⁰⁶¹,
Ldau VIII⁴⁵⁵.
Saxifraga granulata. J. Viborg (31/5 06!).
2942. **Ramularia ulmariae** Cooke, Syll. IV²⁰⁴, Ldau VIII⁴⁵⁶.
Filipendula hexapetala. F. Skaarup.
2943. **Ramularia arvensis** Sacc., Syll. IV²⁰³, Ldau VIII⁴⁶⁰, Syn:
Ram. anserina All., Syll. XIV¹⁰⁶⁰.
Potentilla reptans, common.
2944. **Ramularia gei** (Fuckel) Ldau IX⁷⁶⁶, Syn: *Ram. gei* (Elias-
son) Liro, Syll. XVIII⁵⁴⁷, Ldau VIII⁴⁵⁸, *Ram. gei* Rostrup 04 f⁴²; *Ovu-*
laria gei Eliass., Syll. XIV¹⁰⁵³.
Quite common on living leaves of *Geum rivale* & *urbanum*.
2945. **Ramularia Tulasnei** Sacc., Syll. IV²⁰³, Ldau VIII⁴⁵⁷, Hed-
lund 10.
On leaves of *Fragaria vesca*, common in the gardens.

2946. **Ramularia galegae** Sacc., Syll. IV²⁰², Ldau VIII⁴⁶².
Galega officinalis. J. Rodved Kjærsgaard (! ¹¹/₈ 11).
2947. **Ramularia onobrychidis** All., Syll. XI⁶⁰⁴, Ldau VIII⁴⁶³, R 02 a⁶⁰² & 02 c¹²⁴.
Onobrychis sativa. S. Lyngby (²⁷/₉ 01).
2948. **Ramularia Winteri** Thümen, Syll. IV²⁰², Ldau VIII⁴⁶¹.
Ononis arvensis. Læsø!. *Ononis spinosa*. S. Sonnerup Plantage (²⁹/₈ 98 see R 99 a²⁷²).
2949. **Ramularia punctiformis** (Schlecht.) v. Höhnel, Syll. IV⁴⁵³, Syn: *Fusidium punct.* Sch., Syll. IV²⁹, Ldau VIII⁶³, *Cercospora montana* Sacc., Syll. IV⁴⁵³, *Ramularia Karstenii* Sacc., Syll. XI⁶⁰³, *Ram. enecans* Magnus, Syll. XI⁶⁰³ & XIV¹⁰⁶⁰, *Ram. montana* Speg., Syll. XVIII⁵⁵⁰, Ldau VIII⁴⁷¹, ? *Ram. cercosporoides* Ell. & Ev. Syll. XIV¹⁰⁶⁰ (see Lind 07 a³⁸⁸).
Chamaenerium angustifolium, common. *Epilobium montanum*. J. Knivholt!, Rydhave!, Skive!, Viborg!, Vivebrogaard!; F. Svenborg.
2950. **Ramularia epilobii palustris** All., Syll. XI⁶⁰³, Ldau VIII⁴⁷³.
Epilobium palustre. J. Sæby, Viborg!; B. Almindingen.
2951. **Ramularia epilobii parviflori** Liro, Syll. XVIII⁵⁴⁹, Ldau VIII⁴⁷³.
Epilobium hirsutum. F. Klingstrup. *Epilobium parviflorum*. J. Fredrikshavn!; Lang. Carlseje; S. Gentofte; L. Stensgaard; B. Strandskoven!.
5952. **Ramularia epilobii rosei** Ldau VIII⁴⁷⁴.
Epilobium roseum. J. Knivholt!, Viborg (¹⁹/₆ 03!, Exs. Kab. & Bub. no 489); F. Skaarup (¹¹/₆ 78); B. Svaneke.
2953. **Ramularia circaeae** All., Syll. XI⁶⁰³, Ldau VIII⁴⁷¹.
Circaea lutetiana. S. Ermelunden; L. Stenskoven (abundantly ⁵/₈ 98 see R 99 a²⁷³).
2954. **Ramularia anthrisci** v. Höhnel, Syll. XVIII⁵⁵¹, Ldau VIII⁴⁷⁵.
Anthriscus silvester. J. Flade (⁹/₇ 03!). Skive!, Viborg.
2955. **Ramularia cicutae** Karsten, Syll. IV²⁰⁶, Ldau VIII⁴⁷⁶.
Common on living leaves of *Cicuta virosa* (Exs. Kab. & Bub. no 333).
2956. **Ramularia angelicae** v. Höhnel, Syll. XVIII⁵⁵⁰, Ldau VIII⁴⁷⁴.
Angelica silvestris. J. Sødal (⁷/₆ 04!).
2957. **Ramularia heraclei** (Ouds.) Sacc., Syll. IV²⁰⁶, Ldau VIII⁴⁷⁷.
Heracleum sphondylium, very common, July–October.

THIS PAGE IS LOCKED TO FREE MEMBERS
Purchase full membership to immediately unlock this page



Never be without a book!

Forgotten Books Full Membership gives universal access to 797,885 books from our apps and website, across all your devices: tablet, phone, e-reader, laptop and desktop computer

A library in your pocket for \$8.99/month

Continue

*Fair usage policy applies

2969. **Ramularia anagallidis** Liro, Syll. XVIII⁵⁵³, Ldau VIII⁴⁹⁴,
Syn: *Ram. nivea* Kab. & Bub., Syll. XVIII⁵⁵³.

Veronica anagallis, common.

2970. **Ramularia pseudococcinea** Liro, Syll. XVIII⁵⁵³, Ldau VIII⁴⁹⁶.

Veronica chamaedrys. J. Greisdalen; B. Helligdommen (Neger 06³⁷⁰).

2971. **Ramularia plantaginea** Sacc., Syll. IV²¹⁴, Ldau VIII⁵⁰².

Conidiis cylindraceutis, utrinque rotundatis, 40—48 μ \times 5 μ , septatis.
Plantago lanceolata. J. Skive!, Esbjerg!; F. Svenborg (C. J. Johanson).

2972. **Ramularia plantaginis** Ellis & Mart., Syll. IV²¹⁴, Ldau VIII⁵⁰².

Plantago major. J. Fredrikshavn!, Viborg!, Horsens (! Exs. Kab. & Bub. no 392); Lang. Carlseje; S. Lyngby (K. H.).

2973. **Ramularia exilis** Sydow, Syll. XVIII⁵⁵⁴, Ldau VIII⁴⁹⁰.

Lamium galeobdolon. J. Stensballegaard Skov (22/9 01!).

2974. **Ramularia calcea** (Desm.) Ces., Syll. IV²¹², Ldau VIII⁴⁸⁹.

Glechoma hederacea. Common, June—October.

2975. **Ramularia ajugae** (Niessl.) Sacc., Syll. IV²¹², Ldau VIII⁴⁸⁸
& IX⁷⁷³, Syn: *Ram. tozziae* Ldau VIII⁵⁰¹.

Ajuga reptans. J. Vindum!, Marsvinslund!, Friisenlund, Horsens!; Fænø.

2976. **Ramularia menthicola** Saccardo, Syll. IV²¹³, Ldau VIII⁴⁹².

Mentha aquatica. J. Gadholt!. *Mentha silvestris*. J. Viborg!. *Mentha spicata*.
L. Dannemare (Exc. 5/8 84).

2977. **Ramularia macrospora** Fres., Syll. IV²¹¹, Ldau VIII⁵⁰⁸.

Campanula glomerata. S. Rødevejrmøllegaard, Glostrup etc.

2978. **Ramularia macrospora** Fres., var **major** Liro, Syll. XVIII⁵⁵⁴, Ldau VIII⁵⁰⁹.

Campanula rapunculoides. J. Buderupholm (! Exs. Vgr.); S. Holte!, Vintappergaarden, Slagelse!; Baagøe; L. Juellinge, Engestofte; Falst. Stubbe-købing, Moseby.

2979. **Ramularia macrospora** Fres. var **campanulae trachelii** Sacc., Syll. IV²¹¹, Ldau VIII⁵⁰⁹.

Campanula trachelium. J. Understed!, Krabbesholm!: Falst. Virket!.

2980. **Ramularia campanulae-latifoliae** All., Syll. XI⁶⁰⁵ & XIV¹⁰⁶³, Ldau VIII⁶¹⁰.

Campanula latifolia. S. Skjelskør!.

2981. **Ramularia sambucina** Sacc., Syll. IV¹⁹⁷, Ldau VIII⁵⁰³, R 02 a⁶⁰¹.

Sambucus nigra, common, July—October.

2982. **Ramularia valerianae** (Speg.) Sacc., Syll. IV ²⁰⁷, Ldau VIII ⁵⁰⁵.

Valeriana sambucifolia & *officinalis*, common. *Valeriana dioeca*. L. Stokke-marke.

2983. **Ramularia scabiosae** spec. nov.

Maculis amphigenis, subcircularibus, expallentibus; caespitibus minutissimis, gregariis, punctiformibus, niveis; hyphis fasciculatis, numerosis, cylindraceutis, rectis, apice dilatatis, 1—3-denticulatis, 2—3-septatis, $32 \mu \times 4 \mu$. Conidiis cylindraceuto-ellipticis, 1-septatis, $16—25 \mu \times 5 \mu$.

On living leaves of *Scabiosa columbaria*. S. Jernet (^{4/8} 87).

2984. **Ramularia silvestris** Sacc., Syll. IV ²⁰⁷, Ldau VIII ⁵⁰⁶.

Dipsacus silvester. S. Førslevgaard (^{21/8} 09!).

2985. **Ramularia tricherae** Liro, Syll. XVIII ⁵⁵⁵, Ldau VIII ⁵⁰⁷.

Knautia arvensis. F. Vejstrup Aaskov. September.

2986. **Ramularia succisae** Sacc., Syll. IV ²⁰⁷, Ldau VIII ⁵⁰⁶.

Succisa praemorsa. J. Hald (^{19/8} 04!).

2987. **Ramularia cirsii** Allescher, Syll. XI ⁶⁰⁵, Ldau VIII ⁵²².

Cirsium arvense (hosp. nov.). S. Jægersborg Dyrehave.

2988. **Ramularia cynarae** Sacc., Syll. IV ²⁰⁸, Ldau VIII ⁵²³ c. icon., R 02 a ⁶⁰³.

Silybum marianum. S. Landbohøjskolens Have. October.

2989. **Ramularia centaureae** Liro, Syll. XVIII ⁵⁵⁵, Ldau VIII ⁵²².

Centaurea scabiosa. S. Husum (^{28/7} 08!).

2990. **Ramularia filaris** Fres., Syll. IV ²¹⁰, Ldau VIII ⁵¹⁹, Syn: *Ram. variegata* Ell. & Holw. var. *petasitis officinalis* All., Ldau VIII ⁵¹⁶, *Ram. cervina* Speg. var. *petasitis* Bäumler.

Petasites officinalis. J. Viborg Sø (abundantly ^{27/6} 04!).

2991. **Ramularia tanacetii** Lind 05 ⁴³¹, Ldau VIII ⁵¹⁴, see tab. IX. *Tanacetum vulgare*. J. Viborg (! Exs. Kab. & Bub. no 440); S. Gisselfeld (^{27/6} 92).

2992. **Ramularia pruinosa** Speg., Syll. IV ²¹⁰, Ldau VIII ⁵¹⁸.

Senecio Jacobaea. J. Skørping!, Dollerup!; F. Skaarup (^{4/11} 77); S. Rørvig, Flaskekroen.

2993. **Ramularia senecionis** (Berk. & Br.) Sacc., Syll. IV ²¹⁰, Ldau VIII ⁵¹⁷.

Cineraria palustris. J. Viborg (July 04!, Exs. Kab. & Bub. no 393); S. Borreby!

2994. **Ramularia cupulariae** Passerini, Syll. IV ²⁰⁸, Ldau VIII ⁵¹²,

Syn: *Ovularia inulae* Sacc., Syll. IV ¹⁴¹, Ldau VIII ²⁵⁷, *Ramularia in.* (Sacc.) v. Höhnel, Ldau IX ⁷⁷⁷, *Ram. inulae britannicae* All., Syll. XVIII ⁵⁵⁶.

Inula dysenterica. F. Bjørnemose, Svenborg!. *Inula conyza*. F. Korshave.

2995. ***Ramularia concomitans*** Ellis & Holway, Syll. X ⁵⁵⁷, Ldau VIII ⁵¹⁴.

Bidens tripartita. J. Asmildkloster (4/8 03!, new for Europe).

2996. ***Ramularia asteris*** (Plowr. & Phil.) Bubak 08 ²⁷, Ldau IX ⁷⁷⁵, Syn: *Fusidium ast.* P. & P., Syll. IV ²⁹, *Ramularia asteris* Trel., R 04 f ⁴², *Ramularia asteris tripolii* Jaap Exsicc. no 293.

Aster tripolium. J. Hjarbæk (4/7 01! Exs. Kab. & Bub. no 388 and Vgr. no 1094); F. Bjørnemose; S. Fredrikssund!, Charlottenlund, Flaskekroen; Falst. Grønsund.

2997. ***Ramularia lampsanae*** Sacc., Syll. IV ²⁰⁷, Ldau VIII ⁵²³ c. icon. *Lampsana communis*, common.

2998. ***Ramularia taraxaci*** Karsten, Syll. IV ²⁰⁷, Ldau VIII ⁵²⁹. *Taraxacum vulgare*, common.

2999. ***Ramularia pieridis*** Fautrey & Roum., Syll. X ⁵⁵⁸, Ldau VIII ⁵²⁵.

Picris hieracioides. F. Tiselholt!; Falst. Moseby (6/8 78).

Mucedinaceae—Hyalohelicosporae.

Helicomycetes.

3000. ***Helicomycetes albus*** Preuss, Syll. IV ²³⁴, Ldau VIII ⁵³⁵.
On branches of *Prunus avium*. F. Skaarup (10/6 82).

3001. ***Helicomycetes aureus*** Corda, Syll. IV ²³³, Ldau VIII ⁵³³.
On wood. S. Ruderhøgn (Sept. 90 see R 91 j).

Mucedinaceae—Hyalostaurosporae.

Trinacrium.

3002. ***Trinacrium torulosum*** Sacc. & Malbr., Syll. IV ²³¹.
On bark of *Fagus silvatica*. S. Fredriksdal (18/11 94 F. K. R.).

THIS PAGE IS LOCKED TO FREE MEMBERS

Purchase full membership to immediately unlock this page

Know Your Bible

Forgotten Books' Full Membership provides unlimited access to more than 28,000 volumes of Christian literature for \$8.99/month

**HOLY
BIBLE**

Continue

*Fair use policy applies

3009. **Coniosporium bambusae** (Thümen & Bolle) Sacc., Syll. IV²⁴⁴, Ldau VIII⁵⁵⁶.

On bamboo-canec. S. Botanisk Have.

3010. **Coniosporium rhizophilum** (Preuss) Sacc., Syll. IV²⁴⁴, Ldau VIII⁵⁵⁷.

On roots of *Secale cereale*. S. Hornbæk (Aug. 99). *Triticum repens*. F. Skaarup.

3011. **Coniosporium arundinis** (Cda.) Sacc., Syll. IV²⁴³, Ldau VIII⁵⁵⁵ c. icon.

Arundo phragmites. Common June—August. *Hordeum arenarium*. J. Raabjerg Mile. *Calamagrostis arenarium*. J. Skagen.

3012. **Coniosporium inquinans** Dur. & Mont., Syll. IV²⁴³.

On straw. J. Skagen (E. W.); Lyngby Mose (O. R.).

3013. **Coniosporium secalis** Karsten, Syn: *Con. arundinis* (Cda.) Sacc., var *secalis* K., Syll. X⁵⁷¹, Ldau VIII⁵⁵⁶.

Secale cereale. J. Viborg!; S. Hornbæk, Lyngby.

3014. **Coniosporium miserrimum** Karsten, Syll. IV²⁴¹.

On wood. S. Geelskov (O. R.). On bark of *Betula (nana)*, found in interglacial deposits near Brørup J. (see Hartz 09^{148—154}).

Fusella.

3015. **Fusella olivacea** (Cda.) Sacc., Syll. IV²⁴⁶, Ldau VIII⁵⁶⁶.

Selinum lineare. S. Flaskekroen. October.

Torula.

Torula rhododendri corresponds to *Antennularia rhod.* (see v. Höhnel 09¹¹⁹⁷).

— *Lechleriana* — — *ericophila* (see v. Höhnel 09¹¹⁹⁷).

3016. **Torula chartarum** (Fries) Cda., Syll. IV²⁶¹, Ldau VIII⁵⁹¹ c. icon., Syn: *Oidium chart.* Fries S. M. III³⁴⁹.

On wall-paper. S. Landbohøjskolen.

3017. **Torula graminis** Fries S. M. III⁵⁰², Syll. IV²⁵⁸, Ldau VIII⁵⁸⁰.

On straw. S. Ruderhegn (O. R.). *Bromus unioloides*. S. København (O. R.). *Glyceria aquatica*. S. Damhussøen (October O. R.). *Aira caespitosa*. F. Klingstrup; S. Tokkekøb Hegn (O. R.), Charlottenlund (O. R.). *Aira flexuosa*. J. Klokkedalen I.

3018. **Torula monilioides** Cda., Syll. IV²⁵⁴, Ldau VIII⁵⁷¹.

On mucous flux on stems of *Ulmus montana*. J. Krabbesholm Skov!.

3019. **Torula antennata** Pers., Syll. IV²⁴⁹, Ldau VIII⁵⁷¹.
Corylus. S. Boserup. *Lonicera xylosteum*. Møens Klint!. *Fraxinus excelsior*.
 S. Charlottenlund (Dec. 87 O. R.), Boserup (May).
3020. **Torula caesia** (Fuckel) Sacc., Syll. IV²⁵¹, Ldau VIII⁵⁷³.
 On the bark of *Fagus sylvatica*. F. Gravvænge (23/10 79).
3021. **Torula faginea** Fuckel, Syll. IV²⁵¹, Ldau VIII⁵⁷³.
Fagus sylvatica. S. Tokkekøb Hegn, Aasevang (O. R. May 91).
3022. **Torula expansa** Fries S. M. III⁵⁰¹, Syll. IV²⁵⁶, Ldau VIII⁵⁶⁹.
 On dead stems of *Cruciferae*. J. Nebsager (July 91 O. R.).
3023. **Torula herbarum** Fries S. M. III⁵⁰¹, Syll. IV²⁵⁶, Ldau VIII⁵⁷⁵.
 On dead stems of *Urtica*. S. København (O. R.). *Corylus avellana*. J. Krab-
 besholm!. *Anthriscus silvester*. S. Bidstruphegn (Octob. 90 O. R.), Roskilde
 (O. R.). *Solanum tuberosum*. J. Bangsbo!, Dalum (Jak. Lge).
3024. **Torula conglutinata** Cda., Syll. IV²⁶², Ldau VIII⁵⁹³.
Onobrychis sativa. S. København (Nov. 88 O. R.).
3025. **Torula sambuci** Fuckel, Syll. IV²⁴⁹, Ldau VIII⁵⁷⁴.
Sambucus nigra. S. Skjelskør (22/6 07!).

Hormiscium.

3026. **Hormiscium pinophilum** (Fries) Ldau VIII⁵⁹⁷ c. icon., Syn:
Antennaria pin. Nees, Fries S. M. III²³¹, *Hormiscium pityophilum*
 (Wallr.) Sacc., Syll. IV²⁶⁵.
Abies alba. F. Vejstrup. *Pinus montana*. J. Tvorup Klit. *Picea nigra*. F. Hof-
 mansgave (N. E. Hofman-Bang).
3027. **Hormiscium stilbosporum** (Cda.) Sacc., Syll. IV²⁶⁴, Ldau
 VIII⁶⁰¹ c. icon.
 On twigs of *Salix alba*. F. Skaarup. *Salix caprea*. F. Hindsgavl. *Salix*
dasyclados. S. Fredriksborg (! Exs. Kab. & Bub. no 593).
3028. **Hormiscium antiquum** (Cda.) Sacc., Syll. IV²⁶⁴, Ldau
 VIII⁵⁹⁹ c. icon.
 On wood of *Betula*. B. Almindingen (Exc. 16/5 11). On bark of *Corylus*
avellana. S. Haslev Urned (26/5 11!).
3030. **Hormiscium laxum** Wallr., Syll. IV²⁶⁶, Ldau VIII⁶⁰².
 On decayed stems of *Brassica oleracea*. S. Prinsessestien (L. K. R.).
3031. **Hormiscium centaurii** (Fuckel) Sacc., Syll. IV²⁶⁵, Ldau
 VIII⁶⁰⁴.
Erythraea litoralis. S. Masnedsund; Falst. Bøtø. *Erythraea centaurium*. L.
 Halsted. July—August.

Echinobotryum.

3032. **Echinobotryum atrum** Cda., Syll. IV²⁶⁸, Ldau VIII⁶⁰⁹ c. icon.
On roots of *Pirus communis*. S. Korsør' (17/6 11!); L. Guldborghave.

Periconia.

3033. **Periconia byssoides** (Fries)!, Syll. IV²⁷¹, Ldau VIII⁶¹³,
Syn: Sporocybe bys. Fries S. M. III³⁴³.

Juncus glaucus. F. Skaarupør. *Sonchus paluster*. F. Bjørnemose.

3034. **Periconia nigrella** (Berkeley) Sacc., Syll. IV³³⁰, Ldau VIII⁶¹⁷.
On barley corn. Falst. Stubbekøbing.

3035. **Periconia pycnospora** Fresenius, Syll. IV²⁷¹, Ldau VIII⁶¹³.
On branches of *Rubus idaeus*. S. Førsløvgaard!. On stems of *Cirsium palustre*. J. Nebsager (July 91 O. R.).

Stachybotrys.

3036. **Stachybotrys atra** Cda., Syll. IV²⁶⁹, Ldau VIII⁶²⁸.
On card-board. S. København (O. R.).

3037. **Stachybotrys alternans** Bonorden, Syll. IV²⁶⁹, Ldau VIII⁶²⁸.
On filtering-paper. S. København (O. R.), Ørsløv (P. N.).

Wallemia.

3038. **Wallemia ichtyophago** Johan-Olsen.
On split cod from Norway and from America.

Camptoum.

3039. **Camptoum curvatum** (Fries) Link, Syll. IV²⁷⁶, Ldau VIII⁶³³
c. icon., Syn: Arthrimum curv. Fries S. M. III³⁷⁷.
Scirpus silvaticus. J. Horsens!; S. Usserød!, Lyngby Mose (O. R.).

Goniosporium.

3040. **Goniosporium puccinioides** (Fries) Link, Syll. IV²⁸⁰, Ldau
VIII⁶³⁶ c. icon., Syn: Arthrimum pucc. Kunze, Fries S. M. III³⁷⁶.

Carex digitata. J. Buderupholm; S. Lellinge Aa. *Carex glauca*. F. Skaarup;
Am. (O. R.); L. Stensgaard. *Carex spec.* J. Rindsholm (26/4 89 Gad); S. Jægers-
pris, Lystrup!, Jonstrup Vang (O. R.).

Arthrimum.

3041. **Arthrimum bicornis** R 96 m²³⁵, Syll. X⁵⁷⁹, Ldau VIII⁶⁴¹ see
tab. IX.

THIS PAGE IS LOCKED TO FREE MEMBERS
Purchase full membership to immediately unlock this page



Never be without a book!

Forgotten Books Full Membership gives universal access to 797,885 books from our apps and website, across all your devices: tablet, phone, e-reader, laptop and desktop computer

A library in your pocket for \$8.99/month

Continue

*Fair usage policy applies

3051. **Trichosporium pullum** (Fries) Sacc., Syll. IV ²⁹², Ldau VIII ⁶⁵⁹, Syn: *Dendrina pulla* Fries S. M. III ⁴⁵⁴.

Hyphis septatis usque ad 18 μ cras., atrofuscis, apice pallidioribus, attenuatis; conidiis olivaceis, sphaeroideis, 18–20 μ diam., episporio granuloso.

On dead stems of *Anthriscus silvester*. J. Stensbæk near Sindal (1/8 06!).

Rhinocladium.

3052. **Rhinocladium torulosum** (Bon.) Sacc., Syll. IV ²⁹⁵, Ldau VIII ⁶⁶⁴.

Lonicera periclymenum. B. Dybdalskov (July 91 O. R.).

Monotospora.

3053. **Monotospora megalospora** Berk. & Br., Syll. IV ²⁹⁹, Ldau VIII ⁶⁸¹.

On branches of *Fagus silvatica* (March 07 O. R.).

Hadrotrichum.

The forms of *Hadrotrichum* correspond to the species of *Dothideales* see pag. 180.

3054. **Hadrotrichum phragmitis** Fuckel, Syll. IV ³⁰¹, Ldau VIII ⁶⁸³ c. icon.

Arundo phragmites. J. Løgstør (Aug. 73 Th. Jensen); Lang. Tranekær; S. Orsløv (P. N.); L. Stensgaard, Rødby.

3055. **Hadrotrichum virescens** Sacc. & Roum., Syll. IV ³⁰¹, Ldau VIII ⁶⁸³.

A true parasite, attacking living leaves. May–Sept. *Placosphaeria graminis* and *Phyllachora agrostidis* often appears later on on the same leaves.

Hyphis rectis, 1-septatis, c. 8 μ crass. Conidiis sphaeroideis, 10–16 μ diam.

Agrostis alba. J. Dvergetved!, Viborg!, Rindsholm (Gad): S. Lyngby.
Agrostis vulgaris. J. Bruddal!.

Dematium.

3056. **Dematium hispidulum** Fries S. M. III ³⁶⁵, Syll. IV ³⁰⁸, Ldau VIII ⁶⁸⁹ c. icon.

Aira caespitosa. J. Rindsholm (Gad); S. Lyngby Mose (O. R.). *Agrostis vulgaris*. F. Lundeborg. April–May.

3057. **Dematium stemonitideum** (de Not.) Sacc., Syll. IV ³⁰⁸, Ldau VIII ⁶⁹⁰.

Festuca rubra. J. Horsens (^{22/3} 02!).

Catenularia.

3058. **Catenularia fuliginea** Saito.

Hitherto only recorded from Japan. In dust in the air. S. København (see O. R. 08).

Haplographium.

3059. **Haplographium chlorocephalum** (Fres.) Grove, Syll. IV ³⁰⁶, Ldau VIII ⁶⁹³ c. icon.

Carex riparia. S. Hvalsøllille Sø.

3060. **Haplographium toruloides** (Fres.) Sacc., Syll. IV ³⁰⁶, Ldau VIII ⁶⁹⁶.

On ears of *Secale cereale*. S. Øvrerød. *Scirpus lacustris*. S. Sjælsø (June 03 O. R.).

Sarcopodium.

3061. **Sarcopodium roseum** (Cda.) Fries S. V. ⁴⁷², Syll. IV ³¹², Ldau VIII ⁷⁰⁷.

Cirsium arvense. S. Jægersborg.

Myxotrichella.

3062. **Myxotrichella fusca** (Fries) Lindau VIII ⁷¹⁵, Syn: *Myxotrichum fuscum* Fries S. M. III ³⁴⁷, Syll. IV ³¹⁹, *Dematium fuscum* Schum. no 2169, Fl. D. tab. 2277 fig. 3, Bruun Svampehaar (H. 37 ⁸⁹⁷).

S. "In stramine subputrido. Autumno" (Schum.).

Chloridium.

3063. **Chloridium polysporum** (Wallr.) Sacc., Syll. IV ³²³, Ldau VIII ⁷²⁵.

On decaying cucumbers (^{22/6} 92 C. Mikkelsen see R 92 1).

Menispora.

3064. **Menispora Libertiana** Sacc., Syll. IV ³²⁷, Ldau VIII ⁷³⁷. Syn: *Ciliofusarium umbrosum* R 92 g ⁷⁷, Syll. XI ⁶⁵⁶, Ldau IX ⁶⁴³, see tab. IX.

On wood. S. Geelskov (Dec. 88 O. R.).

3065. **Menispora ciliata** Cda., Syll. IV ³²⁶, Ldau VIII ⁷³⁷ c. icon.

On bark of *Fagus silvatica*. S. Sorø (^{16/4} 81 V. Sarauw).

Fuckelina.

3066. **Fuckelina microspora** Sacc., Syll. IV³³⁰, Ldau VIII⁷⁴⁶.
On wood. S. Ermelunden (April 08 O. R.).

Chalara.

3067. **Chalara cylindrica** Karsten.
On leaves of *Picea excelsa* (leg. Ø. W. 1905).
3068. **Chalara ginkgonis** F. & W. 07²⁵⁶ c. icon., Ldau IX⁷⁹².
On fallen leaves of *Ginkgo biloba*. S. Botanisk Have (Febr. 07).

Dematiaceae—Phaeodidymae.

Dicoccum.

3069. **Dicoccum asperum** (Cda.) Ldau VIII⁷⁶⁴ c. icon., Syn.
Trichocladium asperum Harz, Syll. IV³⁷⁶.
Its spores are found in the air (see O. R. 08).

Bispora.

3070. **Bispora monilioides** Cda., Syll. IV³⁴³, Ldau VIII⁷⁶⁷, R
02 a⁶⁰⁵.
Very common on wood and stumps of *Fagus silvatica*.

Fusicladium.

The form-species of *Fusicladium* are corresponding to the species of *Venturia* see pag. 212.

3071. **Fusicladium saliciperdum** (All. & Tub.) Fabricius 04²⁸¹,
Ldau VIII⁷⁷⁶, Syn: *Septogloeum salic.* All. & Tub. All. VII⁶²⁷, *Fus.*
ramulosum Rostrup 83 d²⁸⁴ partim see Ldau VIII⁷⁷⁶, Pileskurv (R
02 a⁴⁶⁴ c. icon.), Lit: Lind 05, Potebnia 10⁹⁰.

Salix alba. F. Skaarup. *Salix fragilis* × *pentandra*. F. Tangegaard (^{30/5}). *Salix japonica pendula*. F. Odense. *Salix molissima*. S. Barfredshøj.

3072. **Fusicladium radiosum** (Lib.) Lind 05, Ldau VIII⁷⁷⁷, Syn:
Napicladium tremulae (Frank) Sacc., Syll. IV⁴⁸², *Cladosporium asteroma*
Fuckel, Syll. IV³⁵⁷, *Fusicladium ramulosum* R 89 k, Aspeskurv
(R 02 a⁴⁶³).

Very common on living leaves of *Populus alba*, *alba* × *tremula*, *tremula*,
nigra, *pyramidalis*, June–October.

THIS PAGE IS LOCKED TO FREE MEMBERS

Purchase full membership to immediately unlock this page

Know Your Bible

Forgotten Books' Full Membership provides unlimited access to more than 28,000 volumes of Christian literature for \$8.99/month

**HOLY
BIBLE**

Continue

*Fair use policy applies

3080. **Fusicladium fraxini** (Fries) Aderh., Syll. XIV ¹⁰⁷⁸, Ldau VIII ⁷⁸⁷, Syn: *Dothidea frax.* Fries S. M. II ⁵⁶¹, *Phyllachora fraxini* R 80 a.

On living leaves of *Fraxinus excelsior* J. Tyrsbæk; F. Boltinggaard!, Skaarup, Klingstrup; S. Folehave, Boserup (O. R.) and many other places.

Passalora.

3081. **Passalora microsperma** Fuckel, Syll. IV ³⁴⁵, Ldau VIII ⁷⁹², R 02 a ⁴⁶⁶.

Alnus incana. F. Brændeskov; S. Tisvilde.

3082. **Passalora bacilligera** Mont., Syll. IV ³⁴⁵, Ldau VIII ⁷⁹⁰ c. icon., Syn: *Venturia bacilligera* (Mont.) R 02 a ⁴⁶⁵ c. icon., *Septoria alnicola* (Cooke) R 80 a ¹⁴³, Syll. III ⁵⁰⁶, All. VI ⁸⁸⁰, *Phyllachora alnic.* R 80 a ¹⁴³, ? *Oidium virescens* Link partim.

On living leaves of *Alnus glutinosa*. A true parasite and very noxious. Recorded from all parts of the country.

Scolicotrichum.

3083. **Scolicotrichum clavariarum** (Desm.) Sacc., Syll. IV ³⁴⁹, Ldau VIII ⁷⁹⁴.

Its ascigerous fructification is *Rosselinia clavariae*.

On *Thelephora palmata*. S. Fredriksdal (Sept. 88 O. R.).

3084. **Scolicotrichum graminis** Fuckel, Syll. IV ³⁴⁸, Ldau VIII ⁷⁹⁴ c. icon., Græssernes Branddug (R 93 d ¹²⁹, 95 n, 02 a ⁶¹³), Rækkeskimmel (R 06 a ⁸³, M. L. M. July 10). Lit: F. K. R. 07 a ²⁹⁹.

Is supposed to constitute the conidial fructification of *Mycosphaerella recutita* (see Fuckel and R 93 d ¹²⁹).

Common on living leaves of *Dactylis glomerata*, *Poa compressa* & *trivialis*, *Glyceria fluitans* & *plicata*, *Festuca distans*, *Avena sativa*, *pubescens* (hosp. nov.), *elatior*, *Cynosurus cristatus*, *Milium effusum*, *Anthoxanthum odoratum*, *Alopecurus geniculatus*, *Phleum pratense*, *Triticum monococcum*, *Secale cereale*.

3085. **Scolicotrichum binum** (Cda.) Sacc., Syll. IV ³⁴⁹, Ldau VIII ⁷⁹⁴.

On wood of *Fagus silvatica*. S. Aasevang (May 91 O. R.).

Cladosporium.

3086. **Cladosporium aphidis** Thümen, Syll. IV ³⁶⁹, Ldau VIII ⁸⁹⁰, R 93 b ⁹⁵.

On dead *Aphis* spp. very common especially on leaves of *Prunus domestica*.

3087. **Cladosporium exobasidii** Jaap Exsicc. no 200. ? Syn: *Clad. fuliginosum* Bon.

On *Exobasidium vaccinii* on leaves of *Vacc. uliginosum*. J. Vindum Skov!.

3088. **Cladosporium fuligineum** Bon., Syll. IV ³⁶⁸, Ldau VIII ⁸⁰⁸.
Agaricus. J. Hald!. *Coniophora puteana*. J. Viborg!. *Hydnum repandum*. S. Ruderhegn (Heckmann). *Polyporus cuticularis*. S. Dyrehaven (O. R.). *Polyp. frondosus*. L. Hardenberg (Bornebusch). September—January.

3089. **Cladosporium aecidiicola** Thümen, Syll. IV ³⁶⁸, Ldau VIII ⁸⁰⁶, Bäumler 87 ⁹⁸, Syn: *Mucor nigrescens* Schum. no 1593 (see Fisch. IV ²¹¹).

Aecidium frangulae. J. Odden Skov (^{20/7} 01!).

3090. **Cladosporium epimyces** Cooke, Syll. IV ³⁶⁸.

Agaricus. S. Charlottenlund (March 98 O. R.).

3091. **Cladosporium entoxylinum** Cda., Syll. IV ³⁵³, Ldau VIII ⁸¹¹, R 02 a ⁶¹⁵.

On wood of *Picea excelsa*. S. Kattrup Savværk. *Pinus silvestris*. F. Trollebørg (^{10/6} 94); S. København. June—September.

3092. **Cladosporium fasciculare** Fries S. M. III ³⁷⁰, Syll. IV ³⁶⁷, Ldau VIII ⁸¹⁷.

Asparagus officinalis. S. Landbohøjskolens Have; B. Rønne (Brodersen).

3093. **Cladosporium fasciculatum** Cda., Syll. IV ³⁶⁶, Ldau VIII ⁸¹⁶.

Iris spuria. Saltholm. *Scirpus lacustris*. J. Fusingø!; S. Sjælsø (June 03 O. R.).

3094. **Cladosporium caricicola** Cda., Syll. IV ³⁶⁵, Ldau VIII ⁸¹⁶.

Carex maxima. J. Munkebjerg.

3095. **Cladosporium typharum** Desm., Syll. IV ³⁶⁶, Ldau VIII ⁸¹³.

Typha latifolia. J. Dvergetved, Viborg, Rindsholm; F. Lammehave.

3096. **Cladosporium sphaeroideum** Cooke, Syll. IV ³⁶⁵.

Aira caespitosa. S. Kjelderis Hegn (July 03 O. R.).

3097. **Cladosporium phragmitis** Oudemans, Syll. IV ³⁷⁰, Ldau VIII ⁸¹⁴.

Hordeum arenarium. J. Tannishus (^{15/7} 01!).

3098. **Cladosporium graminum** Cda., Syll. IV ³⁶⁵, Ldau VIII ⁸¹⁵, R 02 a ⁶¹⁴, Sortskimmel (R 81 a ⁹¹), Kornets Branddug (R 97 ¹³⁴).

For its life-history see Bankroft 10 c. icon. *Heterosporium graminum* R 02 a ⁶⁰⁷ is to be sure identical with the present form (see Ldau IX ⁷⁷).

Common on living and dead leaves and straw of all species of *Gramineae*, also occurring on *Cladium mariscus*.

3099. **Cladosporium epiphyllum** Fries S. M. III ³⁷⁰, Syll. IV ³⁶⁰, Ldau VIII ⁸⁰⁴, Ørsted 63 ²⁴⁹ c. icon.

On fallen leaves of *Betula*, *Quercus robur* etc.

3100. **Cladosporium herbarum** Fries S. M. III ³⁷⁰, Syll. IV ³⁵⁰, Ldau VIII ⁸⁰⁰ c. icon., Syn: Dematium conicum Schum. no 2171, Fl. D. tab. 2277 fig. 2, Hormodendron cladosporioides Sacc., Syll. IV ³¹⁰. Alm. Greenstøv (H. 37 ⁸⁹⁷).

Its ascigerous fructification is called *Mycosphaerella Tulasnei* (see Janczewski 94).

Common all the year round on all parts of herbacious plants, its spores are also found in the air (see Hansen 82 & O. R. 08). On dead leaves of *Pinus montana* it is of very frequent occurrence and is called *Stilbospora acicola* Rostrup 81 a ⁷, 83 d ²⁸⁰, Paulsen 98 ²⁸³.

3101. **Cladosporium paeoniae** Passerini, Syll. IV ³⁶², Ldau VIII ⁸²², R 02 a ⁶¹⁴.

Paeonia officinalis. F. Skaarup (11/9 80); S. Sæbygaard.

3102. **Cladosporium Uleanum** Hennings, Syll. XI ⁶²⁰, Ldau VIII ⁸²⁸, R 02 a ⁶¹⁵.

On living leaves of *Myrtus communis*. J. Skive (18/10 99!). New for Europe).

3103. **Cladosporium fulvum** Cooke, Syll. IV ³⁶³, Ldau VIII ⁸²⁹, Tomatbladenes Fløjlsplet (Lind 07 c & 09 d).

Masse (10 ⁴⁷⁰) states that this disease is originated in the new world where it proves a dangerous enemy to tomatoes; I saw it rarely occurring on plants, grown in the open, but often on forced plants in hothouses and only on the foliage newer on the fruit.

Solanum lycopersicum, common near København and on the island Amager, also recorded from all the other parts of the country. The first Danish specimens were found 16/6 1907 (Exs. Kab. & Bub. no 538).

3104. **Cladosporium cucumerinum** Ellis & Arthur, Syll. X ⁶⁰¹, Ldau VIII ⁸³⁰, Syn: Scolicotrichum melophtorum Prill. & Delacr., Syll. X ⁶⁹⁹, Ldau VIII ⁷⁹⁸, *Cladosporium cucumeris* Frank, Z. f. Pf. vol. III ³⁰, ? *Chloridium polysporum* (Wallr.) Sacc., Syll. IV ³²³, Ldau VIII ⁷²⁵, *Macrosporium melophtorum* (Prill. & Delacr.) Rostrup 93 k, 02 a ⁶¹⁶, 04 l & o, 06 n; Agurkernes Gummiflod (Lind 08 c c. icon.), Lit: Reuter 06.

A true parasite and very noxious for the fruit of *Cucumis sativus* in the hothouses. Common, from May to September.

Polythrincium.

3105. **Polythrincium trifolii** Fries S. M. III ³⁶⁸, Syll. IV ³⁵⁰, Ldau VIII ⁸³⁴ c. icon., Syn: *Dothidea trif.* Fries S. V. ³⁸⁷, R 71 ⁶¹, Kløver-Skorpesvamp (R 99 c ¹²⁷ & 02 a ⁵¹⁰ c. icon.).

This pest is most commonly indicated as *Phyllachora trifolii*, although its supposed ascigerous stage is very seldom found (see Cooke, *Grevillea* XIII ⁹³).

THIS PAGE IS LOCKED TO FREE MEMBERS
Purchase full membership to immediately unlock this page



Never be without a book!

Forgotten Books Full Membership gives universal access to 797,885 books from our apps and website, across all your devices: tablet, phone, e-reader, laptop and desktop computer

A library in your pocket for \$8.99/month

Continue

*Fair usage policy applies

rhabdiferum Berk. & Br., Syll. IV⁴¹⁹, Helm. cerasorum Berl. & Vogl., Syll. X⁶¹¹, Coryneum Beyerinckii Ouds., Syll. III⁷⁷⁴, All. VII⁶⁴⁰, Lit: Aderh. 01, R 93 o, 02 a⁵⁹⁷⁻⁶¹² c. icon., 02 n, Lindau 08²³⁶.

On fruit of *Prunus persica*. F. Erholm (N. J. Jensen), Odense (Bredsted see R 88 i); Lang. Nedergaard (C. Henriksen see R 96 d); S. Valby. On twigs and leaves of *Prunus acida*. S. Fredriksdal (J. Larsen), Valby!; B. Allinge (Neger 06).

Ceratophorum.

3111. **Ceratophorum setosum** Kirchner 92 c. icon., Syll. XI⁶²², Ldau IX²⁴.

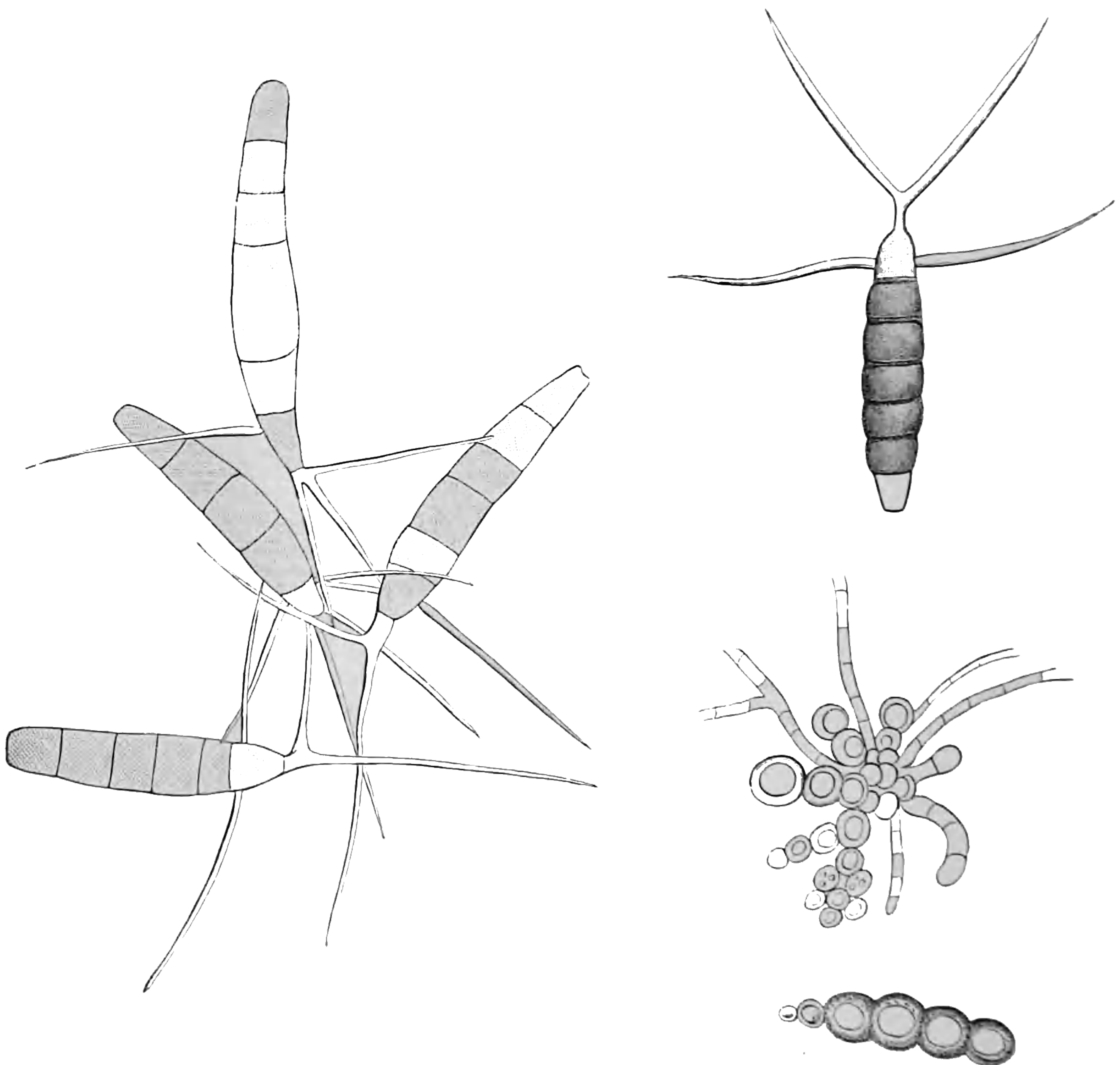


Fig. 39. *Ceratophorum setosum*.

1. Conidia. $\frac{480}{1}$. 2. A single conidium. $\frac{400}{1}$. 3. Hyphae and chlamydospores, cultivated on artificial substrat. $\frac{250}{1}$. 4. A series of chlamydospores. $\frac{300}{1}$.

From R 05 b.

On living leaves of *Cytisus laburnum* (hosp. nov.). J. Nørholm (29/9 03 see R 05 b ³¹² c. icon.).

Septonema.

3112. **Septonema secedens** Cda., Syll. IV ⁴⁰⁰, Ldau IX ²⁸.
On bark of *Betula verrucosa*. S. Sorø (Wodschou).

Helminthosporium.

The ascigerous form of fructification corresponding to the forms of *Helminthosporium* is often to be found in the genus *Pleospora* see pag. 226.

3113. **Helminthosporium obliquum** Karsten, Syll. X ⁶¹².
On wood of *Pinus silvestris*. S. København. September.

3114. **Helminthosporium gramineum** Rabh., Syll. X ⁶¹⁵, Ldau IX ³⁴, Syn: *Napicladium hordei* R 88 a & 93 d ¹³⁰ c. icon., *Scolecotrichum hordei* R 86 d ⁷, Byggets Branddug R 93 d ¹³⁰, Byggets Stribe-syge (R 99 c ⁹¹ & F. K. R. 01 c. icon.), Lit: R 02 a ⁶⁰⁷ c. icon., 05 e ³⁵⁹, M. L. M. June 11 etc.

Common on leaves and sheaths of *Hordeum sativum*.

3115. **Helminthosporium teres** Sacc., Syll. IV ⁴¹², Ldau IX ³⁴, Syn: "Helm. gramineum" R 99 c ⁹¹, Byggets Bladpletsyge (R 99 c ⁹¹), Byggets Helminthosporiose (F. K. R. 01 ²¹²), Lit: R 02 a ⁶¹⁰ c. icon.

Very common on living leaves of *Hordeum sativum*, June–October.

3116. **Helminthosporium avenae** (Briosi & Cavara) Eidam, Ldau IX ³⁵, Syn: *Helm. teres* form. *avenae* Briosi & Cav., Havrens Helminthosporiose (F. K. R. 01), Lit: R 02 a ⁶¹².

On living leaves of *Avena sativa*, June–October.

3117. **Helminthosporium setariae** spec. nov. See tab. IX.

Maculis laete atro-brunneis, amphigenis, oblongis, immarginatis, subinde confluentibus, utrinque visibilis; caespitulis hypophyllis, conidiophoris erectis, cylindraceutis, simplicibus, 2–4-septatis, non constrictis, deorsum incrassatis, sursum denticulatis, 72–110 μ \times 7–8 μ , olivaceo-brunneis, apice pallidioribus. Conidiis acrogenis, oblongo-ellipticis, utrinque rotundatis, rectis vel inaequilateralibus, 8–9-septatis, non constrictis, olivaceo-brunneis, (44–) 72–83 μ \times 16–18 μ , eguttulatis.

On living leaves of *Setaria viridis* f. *italica*. J. Studsgaard (22/9 09 M. L. M.).

3118. **Helminthosporium arundinaceum** (Cda.), Syn: *Helminthosporium ar.* Cda., *Napicladium ar.* Sacc., Syll. IV ⁴⁸², Ldau IX ⁷³ c. icon., Lit: R 93 d ¹³², 02 a ⁶¹².

Common on leaves of *Arundo phragmites*, June–September.

3119. **Helminthosporium arbusculoides** Peck, Syll. IV⁴⁰⁴.

Betula alba. F. Glorup. April.

3120. **Helminthosporium macrocarpum** Fries S. M. III³⁵⁶, Syll. IV⁴¹², Ldau IX⁵⁰.

On branches of *Ulmus*. J. Krabbesholm!; S. Charlottenlund (V. Sarauw). *Corylus avellana*. F. Einsiedelsborg (1815 Hofman-Bang). *Tilia europaea*. S. Fredriksdal (O. R.), København (O. R.). *Acer pseudoplatanus*. F. Klingstrup.

3121. **Helminthosporium velutinum** Fries S. M. III³⁵⁹, Syll. IV⁴⁰², Ldau IX³⁷.

On twigs of *Corylus avellana*. J. Sødal!. On dung of mammals (Hansen 76³⁴⁰).

3122. **Helminthosporium teretiusculum** Sacc. & Berl., Syll. IV⁴¹⁶, Ldau IX⁵⁶.

Hyphis $60 \mu \times 6 \mu$, 4-septatis; conidiis $65-68 \mu \times 10-12 \mu$, 9-12-septatis.

On wood of *Fagus silvatica*. S. Dyrehaven (²¹/₃ 11!).

3123. **Helminthosporium fusiforme** Cda., Syll. IV⁴¹³, Ldau IX⁵¹.

Hyphis longis, curvulis, atrofuscis, septatis, 4-5 μ crassis; conidiis fuliginis, ellipticis, apice rotundatis, basi pedicellatis, obtusis, $34-40 \mu \times 9-13 \mu$, 5-7-septatis, crasse tunicatis.

On wood of *Fagus silvatica*. S. Klampenborg (¹⁰/₂ 11!), Haslev Orned!. *Corylus avellana*. S. Haslev Orned!.

3124. **Helminthosporium interseminatum** Berk. & Rav., Syll. IV⁴⁰⁷, Ldau IX⁴¹, Syn: *Dendryphium nodulosum* Sacc., Syll. IV⁴⁹⁰.

Hyphis fuscis, longis, nodulosis, septatis, 4 μ crassis; conidiis utrinque obtusis, 3-septatis, ad septimentis constrictis, $22-24 \mu \times 4-7 \mu$.

On dead stems of *Anthriscus silvester*. J. Stensbæk near Sinddal (¹/₈ 06!); F. Svenborg!.

3125. **Helminthosporium rhopaloides** Fresen., Syll. IV⁴²⁰, Ldau IX⁵⁴ c. icon.

On dead stems of *Solanum tuberosum*. S. Prinsessestien (³¹/₇ 09!).

Brachysporium.

3126. **Brachysporium Crepini** (West.) Sacc., Syll. IV⁴³⁰, Ldau IX⁶⁴.

Ophioglossum vulgatum. Falst. Bøtø (²³/₇ 98 see R 99 a²⁷³).

3127. **Brachysporium flexuosum** (Cda.) Sacc., Syll. IV⁴²⁹, Ldau IX⁶⁶.

Carex vulpina. L. Juellinge Kohave. July.

THIS PAGE IS LOCKED TO FREE MEMBERS

Purchase full membership to immediately unlock this page

Know Your Bible

Forgotten Books' Full Membership provides unlimited access to more than 28,000 volumes of Christian literature for \$8.99/month

**HOLY
BIBLE**

Continue

*Fair use policy applies

3136. **Cercospora Bloxami** Berk. & Br., Syll. IV ⁴³³, Ldau IX ⁹⁸.
On leaves of *Brassica napus*. F. Ringe (20/9 97!).
3137. **Cercospora resedae** Fuckel, Syll. IV ⁴³⁵, Ldau IX ¹⁰¹, R 02 a ⁶⁰⁴.
Reseda odorata. J. Randers (H. C. Nielsen); S. Haveselskabets Have. *Reseda luteola* (hosp. nov.). B. Nexø (! Exs. Kab. & Bub. no 696).
3138. **Cercospora vitis** (Lév.) Sacc., Ldau IX ¹¹⁶ c. icon., Syn: *Cerc. viticola* (Ces.) Sacc., Syll. IV ⁴⁵⁸, *Isariopsis clavispora* (Berk. & Cooke) Sacc., Syll. IV ⁶³¹, R 02 a ⁶⁰⁴.
Vitis vinifera. S. Kragerupgaard (E. Glæsel).
3139. **Cercospora myrti** Er. 85 ⁷⁹ c. icon., Syll. IV ⁴⁶², Ldau IX ¹²³, R 01 h & 02 a ⁶⁰⁴.
Myrtus communis. J. Skive (22/11 07!); S. Fredensborg Slotshave (C. Larsen).
3140. **Cercospora violae** Sacc., Syll. IV ⁴³⁴, Ldau IX ¹²¹ c. icon.
Viola hirta. J. Dybdal near Aalborg (22/7 01!).
3141. **Cercospora microsora** Sacc., Syll. IV ⁴⁵⁹, Ldau IX ¹¹⁷ c. icon., Syn: *Cercosp. tiliae* Peck, R 02 a ⁶⁰⁴.
Very common on living leaves of *Tilia europaea*. Aug.—Octob.
3142. **Cercospora exitiosa** Sydow Myc. Germ. fasc. XI no 545 & Annal. Myc. vol. 4 ⁴⁸⁵.
It is the same fungus, which Rostrup called *Pyrenochaeta pubescens* R 99 a ²⁶⁷, 99 g, 02 a ⁵⁷⁰, Syll. XVI ⁸⁹³, All. VII ⁸⁵⁶. I have (Lind 09 c) studied this fungus very frequently, but I am as yet not sure whether it is a *Pyrenochaeta* or not. I rather suppose it is a ramigerous form of *Cercospora microsora*, first producing *Cercospora*-conidia and later on pycnidia with pycnoconidia.
It is very common and very noxious in the nurseries on the bark of the young stems and branches of *Tilia platyphylla* and *intermedia*; recorded from all parts of the country. The first Danish specimens were found 6/6 98 near Slagelse (H. Knudsen).
3143. **Cercospora malvarum** Sacc., Syll. IV ⁴⁴⁰, Ldau IX ¹¹⁹ c. icon.
On living stems and leaves of *Malva moschata*. J. Flade (6/7 03!), Dvergetved (V. S.).
3144. **Cercospora mercurialis** (Lasch) Passerini, Syll. IV ⁴⁵⁶, Ldau IX ¹¹³, Syn: *Sphaerella merc.* Lasch, Syll. I ⁵³⁷.
Mercurialis perennis. J. Horsens (27/8 01!); S. Ermelunden, Gaunø!.
3145. **Cercospora campi-silii** Speg., Syll. IV ⁴⁴⁰, Ldau IX ¹¹⁵, Syn: *Cerc. impatientis* Bäumler, Syll. X ⁶¹⁹, see v. Höhnel.
Impatiens nolitangere. F. Skaarup (11/7 83); S. Fiskbæk!.

3146. **Cercospora rhamni** Fuckel, Syll. IV⁴⁶⁶, Ldau IX¹¹⁵.
Rhamnus cathartica. F. Skaarup (27/9 79).
3147. **Cercospora radiata** Fuckel, Syll. IV⁴³⁸, Ldau IX¹¹⁰, R 02 a⁶⁰⁴, Rundbælgens Pletsyge (M. L. M. October 10).
Anthyllis vulneraria, quite common. J., S., Møen.
3148. **Cercospora zebrina** Passerini, Syll. IV⁴³⁷, Ldau IX¹¹².
Trifolium agrarium. S. Brede Bakke. *Trifolium alpestre*. F. Skaarup.
3149. **Cercospora melonis** Cooke, Syll. XVIII⁵⁹⁸, Syn: *Corynespora Mazei* Güssow 06 c. icon., *Coryn. melonis* (Cooke) Ldau IX⁸⁰⁵ c. icon., *Agurkbladenes Rudeplet* Lind 08 c c. icon.
On leaves of *Cucumis sativus* very common (Exs. Kab. & Bub. no 545).
3150. **Cercospora apii** Fres., Syll. IV⁴⁴², Ldau IX¹²³, R 02 a⁶⁰⁴.
Daucus carota. S. Lyngby (K. H.). *Petroselinum sativum*. B. Nexø (R 06 dd³⁷⁹).
3151. **Cercospora periclymeni** Wt., Syll. IV⁴⁶⁸, Ldau IX¹³⁴.
Lonicera periclymenum. B. Almindingen. May.
3152. **Cercospora opuli** (Fuckel) v. Höhnel, Ldau IX¹³⁶, Syn: *Cerc. penicillata* Sacc., Syll. IV⁴⁶⁸.
Viburnum opulus. J. Dronninglund!, Barritskov!; F. Ravnholt (!^{24/8} 98).
3153. **Cercospora carlinae** Sacc., Syll. IV⁴⁴⁵, Ldau IX¹³⁸.
Carlina vulgaris. J. Fredrikshavn!, Tannishus!; F. Kirkeby (^{19/7} 83).
3154. **Cercospora ferruginea** Fuckel, Syll. IV⁴⁴⁴, Ldau IX¹³⁹.
Artemisia vulgaris. F. Dalum (Jak. Lge), Ringe!, Skaarup (^{29/10} 76), Svenborg!; S. Lyngby (M. L. M.); L. Sjørup.
3155. **Cercospora fulvescens** Sacc., Syll. IV⁴⁴⁵, Ldau IX¹⁴⁰.
Solidago virgaurea. J. Marselisborg; B. Almindingen (R 06 dd).

Heterosporium.

3156. **Heterosporium hordei** Bubak, Syll. XVIII⁵⁸⁷, Ldau IX⁷⁶.
On leaves of *Hordeum sativum hibernum*. S. Lyngby (!^{25/10} 10 see M. L. M. October 10).
3157. **Heterosporium ossifragi** (Rostrup)!, Syn: *Napicladium oss.* R 01 n³¹⁹, Syll. XVIII⁵⁸⁶, Ldau IX⁷⁸, *Heterosporium Magnusianum* Jaap 02³⁴⁶ & 05⁹⁸.
On leaves of *Narthecium ossifragum*. J. Gaardbogaard (O. R.), Skive!, Undallslund (Gad ^{13/9} 85), Utoft Plantage etc.
3158. **Heterosporium ornithogali** Klotsch, Syll. IV⁴⁸⁰, Ldau IX⁷⁷.
On leaves of *Ornithogalum nutans*. J. Beder.

3159. **Heterosporium allii** Ellis & Mart., Syll. IV ⁴⁸⁰, Ldau IX ⁷⁸, R 02 a ⁶⁰⁶.

Allium ascalonicum & *sativum*. S. Landbohøjskolens Have. *Allium schoenoprasum*. S. Husum (E. Holmberg see R 02 l).

3160. **Heterosporium gracile** (Wallr.) Sacc., Syll. IV ⁴⁸⁰, Ldau IX ⁷⁹, R 95 d & 02 a ⁶⁰⁶.

Gladiolus sp. J. Vejle (W. Christensen). *Gladiolus natalensis*. S. Sorø (Kjellerup). *Iris spuria*. Saltholm (H. M.). *Iris propendens*. S. København (O. R.). *Iris germanica*. J. Viborg; S. Vilvorde, Landbohøjskolen, Hæsedede. *Iris plicata*. S. Landbohøjskolens Have.

3161. **Heterosporium proteus** Starb., Syll. XIV ¹⁰⁸⁸, Ldau IX ⁸⁰.
On leaves of *Quercus robur*. J. Napstjert!, Stensbæk!, Viborg (17/9 05!).

3162. **Heterosporium echinulatum** (Berk.) Cooke, Syll. IV ⁴⁸¹, Ldau IX ⁸¹ c. icon., R 88 j & 02 a ⁶⁰⁶.

On leaves and stems of *Dianthus caryophyllus* & *barbatus*, common from Sept. to May.

3163. **Heterosporium laburni** Ouds., Syll. X ⁶⁵⁷, Ldau IX ⁸⁴.

On leaves of *Cytisus laburnum*. S. Fredriksdal (3/2 07 see F. & W. 09 ³¹⁶).

3164. **Heterosporium fraxini** F. & W. 07 ²⁵⁶ c. icon., Ldau IX ⁷⁹⁸.
Very common on fruit of *Fraxinus excelsior*.

Spondylocladium.

3165. **Spondylocladium atrovirens** Harz, Syll. IV ⁴⁸³, Ldau IX ¹⁴²,
Syn: *Spon. abietinum* (Zukal) Sacc., Syll. X ⁶⁶².

On tubers of *Solanum tuberosum*. S. København (Dec. 04 see R 05 e ³⁶⁸).

Acrothecium.

3166. **Acrothecium obovatum** Cooke, Syll. IV ⁴⁸⁴, Ldau IX ¹⁴⁶.

On wood. S. Tokkekøb Hegn, Dyrehaven (April 91 O. R.).

3167. **Acrothecium delicatulum** Berk. & Br., Syll. IV ⁴⁸⁵, Ldau IX ¹⁴⁸.

On wood of *Fagus silvatica*. S. Lyngby (3/3 11!), Klampenborg!.

Dendryphium.

3168. **Dendryphium comosum** Wallr., Syll. IV ⁴⁸⁷, Ldau IX ¹⁵².

Urtica dioeca. F. Klingstrup. Nov.

3169. **Dendryphium toruloides** (Fres.) Sacc., Syll. IV ⁴⁸⁹, Ldau IX ¹⁵⁴ c. icon.

THIS PAGE IS LOCKED TO FREE MEMBERS
Purchase full membership to immediately unlock this page



Never be without a book!

Forgotten Books Full Membership gives universal access to 797,885 books from our apps and website, across all your devices: tablet, phone, e-reader, laptop and desktop computer

A library in your pocket for \$8.99/month

Continue

*Fair usage policy applies

3180. **Speira toruloides** Corda, Syll. IV⁵¹⁴, Ldau IX¹⁹⁷.
On wood. S. Hellebæk (O. R.), Dyrehaven (O. R.). On wood of *Populus*.
F. Skaarup. *Fraxinus excelsior*. S. Dronninggaard.

3181. **Speira cohaerens** Preuss, Syll. IV⁵¹⁵, Ldau IX²⁰⁰.
On dead branches of *Prunus padus*. F. Klingstrup. April.

Tetraploa.

3182. **Tetraploa aristata** Berk. & Br., Syll. IV⁵¹⁶, Ldau IX²⁰²
c. icon.
On straw. S. Lyngby Mose (April 89 O. R.).

Sporodesmium.

3183. **Sporodesmium chartarum** Berk. & Cooke, Syll. IV⁵⁰⁷.
On paper. S. Landbohøjskolen. March.

3184. **Sporodesmium ignobile** Karsten, Syll. IV⁵⁰⁶.
On dead stems of *Asparagus officinalis* (15/2 03).

3185. **Sporodesmium myrianum** Desm., Syll. IV⁵⁰⁶, Ldau IX¹⁸¹.
Calamagrostis arenaria. J. Skagen (July 89 O. R.). *Triticum junceum*. J. Tversted Klitter!.

3186. **Sporodesmium polymorphum** Corda, Syll. IV⁵⁰¹, Ldau IX²¹⁸.
Alnus glutinosa. J. Gaardbogaard (July. Jørgen Larsen).

Mystrosporium.

3187. **Mystrosporium adustum** Masee, Gardn. Chron. 1899 I⁴¹²
c. icon. & Masee 10⁵⁰⁵.
Iris Bakeriana & *reticulata*. S. Østerbro (22/10 01 M. Lorenzen).

3188. **Mystrosporium polytrichum** Cooke, Syll. IV⁵⁴¹, Ldau IX²²².
On dead stems of *Solanum tuberosum*.

Macrosporium.

3189. **Macrosporium chartarum** Peck, Syll. IV⁵³⁹.
Old paper. S. København (July 92 O. R.), Valby!.

3190. **Macrosporium sarcinulae** Berk., Syll. IV⁵²⁴, Ldau IX²²⁸.
On heads of *Typha angustifolia*. L. Lidsø (abundantly Exc. 4/8 S4). On fading leaves of *Cucumis melo* (R 92 n).

3191. **Macrosporium parasiticum** Thümen, Syll. IV⁵³⁷, Ldau IX²³³.

On leaves and stems of *Allium*, especially when affected by *Pero-*
nospora see R 02 a⁶¹⁷.

Allium cepa. S. Sorø (Gram), Landbohøjskolens Have; Falst. Stubbekøbing
(Aug. 80).

3192. **Macrosporium convallariae** Fries S. M. III³⁷³, Syll. IV⁵³⁸,
Ldau IX²³⁴, Syn: *Puccinia conv.* Schum. no 1583, Fl. D. tab. 2279 fig. 3.

On leaves of *Polygonatum multiflorum*. September. Only recorded by Schu-
macher.

3193. **Macrosporium nobile** Vize, Syll. IV⁵²⁹, Ldau IX²³⁶, R 02 a⁶¹⁷.
Dianthus barbatus & *caryophyllus*. S. Landbohøjskolens Have.

3194. **Macrosporium saponariae** Peck, Syll. IV⁵²⁹, Ldau IX²³⁷.
On dead leaves of *Saponaria officinalis*. S. Lyngby (Sept. K. H.).

3195. **Macrosporium cladosporioides** Desm., Syll. IV⁵²⁴, Ldau
IX²²⁷.

On dead leaves of *Beta sativa*. S. Lyngby. September.

3196. **Macrosporium cheiranthi** Fries S. M. III³⁷⁴, Syll. IV⁵²⁵,
Ldau IX²⁴⁰.

On living leaves of *Matthiola annua* and *Cheiranthus cheiri*. F. Odense (May
94 V. Petersen see R 94 j).

3197. **Macrosporium uvarum** Thümen, Syll. IV⁵³⁵, Ldau IX²⁴⁵.
On fruit of *Vitis vinifera*. Lang. Tranekjær (31/10 00 Gylling).

3198. **Macrosporium scyphophori** (Cooke & Hark.) Rostrup in
herb., Syn: *Septosporium scyph.* C. & H., Syll. IV⁵⁴⁴.

On bark of *Eucalyptus globulus*. S. Botanisk Have (Dec. E. W.).

3199. **Macrosporium pelargonii** Ell. & Ev., Syll. XI⁶³⁵, Ldau
IX²⁴⁴, R 02 a⁶¹⁷, 03 f.

Pelargonium cult. F. Odense; S. Vanløse; Falst. Nykøbing (C. H. O.).

3200. **Macrosporium globuliferum** Vgr., Syll. XIV¹⁰⁹⁶, Ldau IX²⁴³.

On dead stems of *Lotus corniculatus*. J. Skive (29/5 01! see R 04 b⁴⁰⁷).

3201. **Macrosporium commune** Rbh., Syll. IV⁵²⁴, Ldau IX²²⁵
c. icon.

Quite common on leaves and stems of many herbaceous plants.

3202. **Macrosporium tomato** Cooke, Syll. IV⁵³⁴, Ldau IX²⁴⁹, R
02 a⁶¹⁶.

On fruit of *Solanum lycopersicum*. S. København (R 86 i. New for Europe).

3203. **Macrosporium arnicæ** Rostrup 05 b³¹⁵, Ldau IX²⁵⁰.

Maculis foliicolis, amphigenis, rotundatis, brunneis, dense concen-

trice zonatis; conidiis sarciniformibus, fuscis, muralidivisis, 36—40 μ l., 30 μ cr.

On living leaves of *Arnica montana*. F. Nyborg.

3204. **Macrosporium cirsii** Ldau IX²⁵⁰.

On living leaves of *Cirsium arvense*. J. Viborg (Aug. 02!).

Alternaria.

Alternaria is very closely connected with *Clasterosporium*, *Sporidesmium* and *Helminthosporium* and is like those form-genera regarded to represent the conidial fructifications of *Leptosphaeria* and other *Sphaeriaceae*, it is for instance supposed, that

Alternaria brassicae corresponds to *Leptosphaeria napi* (Ldau 08²⁵⁴).

— *trichostoma* — *Pleospora trichostoma*.

3205. **Alternaria tenuis** (Fries) Nees, Syll. IV⁵⁴⁵, Ldau IX²⁶² c. icon., Syn: *Torula tenuis* Fries S. M. III⁵⁰⁰, "Helminthosporium gramineum" Ørsted 63 c¹⁶³ c. icon.

Common on moist straw of *Avena*, *Triticum*, *Hordeum* (M. L. M. Octob. 10) etc. also on *Medicago sativa* (see M. L. M. 07).

3206. **Alternaria brassicae** (Berk.) Sacc., Syll. IV⁵⁴⁶, Ldau IX²⁵⁸ c. icon., Syn: *Sporidesmium exitiosum* Kühn, *Polydesmus ex.* Kühn, Syll. IV⁴⁰², Skulpesvamp (R 02 a⁴⁷², M. L. M. Oktob. 09), Rapsens Branddug (R 93 d¹³⁵).

Very common and must be considered a serious malady for all species of *Brassica* cultivated for seed-production.

3207. **Alternaria brassicae** (Berk.) Sacc., var **dauci** (Kühn) Ldau IX²⁶⁰, Syn: *Macrosporium dauci* (Kühn) Rostrup 88 a³⁸⁵, 00 a, 02 a⁶¹⁷, Gulerodens Branddug (R 93 d¹³²).

Common on cultivated *Daucus carota*.

Dematiaceae—Phaeohelicosporae.

Helicosporium.

3208. **Helicosporium pulvinatum** Fries S. M. III³⁵⁴, Syll. IV⁵⁵⁶, Ldau IX²⁷² c. icon.

On wood of *Quercus robur*. S. Fortunen. May.

3209. **Helicosporium Fuckelii** Fresenius, Syll. IV⁵⁶⁸, Ldau IX²⁷⁴. Saccardo's translation of Fresenius's description in Beiträge zur

THIS PAGE IS LOCKED TO FREE MEMBERS

Purchase full membership to immediately unlock this page

Know Your Bible

Forgotten Books' Full Membership provides unlimited access to more than 28,000 volumes of Christian literature for \$8.99/month

**HOLY
BIBLE**

Continue

*Fair use policy applies

Stilbella (Syn: Stilbum Tode).

3212. **Stilbella Rehmiana** (Rbh.) Ldau IX²⁹⁴, Syn: Stilbum Rehmianum Rbh., Syll. IV⁵⁶⁵ & X⁶⁸².

Is the conidial stage of *Dermatea eucrita*.

On trunks of *Pinus strobus*. J. Silkeborg (16/3 07!).

3213. **Stilbella turbinata** (Fries) Ldau IX²⁹⁹, Syn: Stilbum turb. Tode, Fries S. M. III³⁰⁴, Syll. IV⁵⁷³.

On stems of *Cactaceae*. S. Botanisk Have. June 88.

3214. **Stilbella fimetaria** (Fries) Lindau IX³⁰¹, Syn: Peziza fim. Fries S. M. II¹⁵⁷, Stilbum fim. (Pers.) Berk. & Br., Syll. IV⁵⁷².

On dung of *Oves aries*. J. Ribe. On dung of *Cervus*. S. Dyrehaven (Hansen 76²²⁷).

Tilachlidium.

3215. **Tilachlidium tomentosum** (Fries) Lindau IX³⁰⁶, Syn: Stilbum tom. Schrader, Fries S. M. III³⁰¹.

On *Trichia* sp. S. Herlufsholm (1882 O. R.).

Gibellula.

3216. **Gibellula pulchra** (Sacc.) Cavara, Syll. XI⁶⁴³, Ldau IX³¹¹ c. icon., Syn: *Corethrospis pulchra* Sacc., Syll. IV⁶², *Isaria aspergilli formis* R 93 b⁹² c. icon., Syll. XI⁶⁴¹.

Stromata araneicola, gregaria, filiformia, pallida, undique hyphis numerosis, 1–2-septatis, usque ad 130 μ longis, apice inflatis vestita; conidia catenulata, globosa, 2–2,5 μ cr., basidiis verticillato-ramosis suffulta. R.

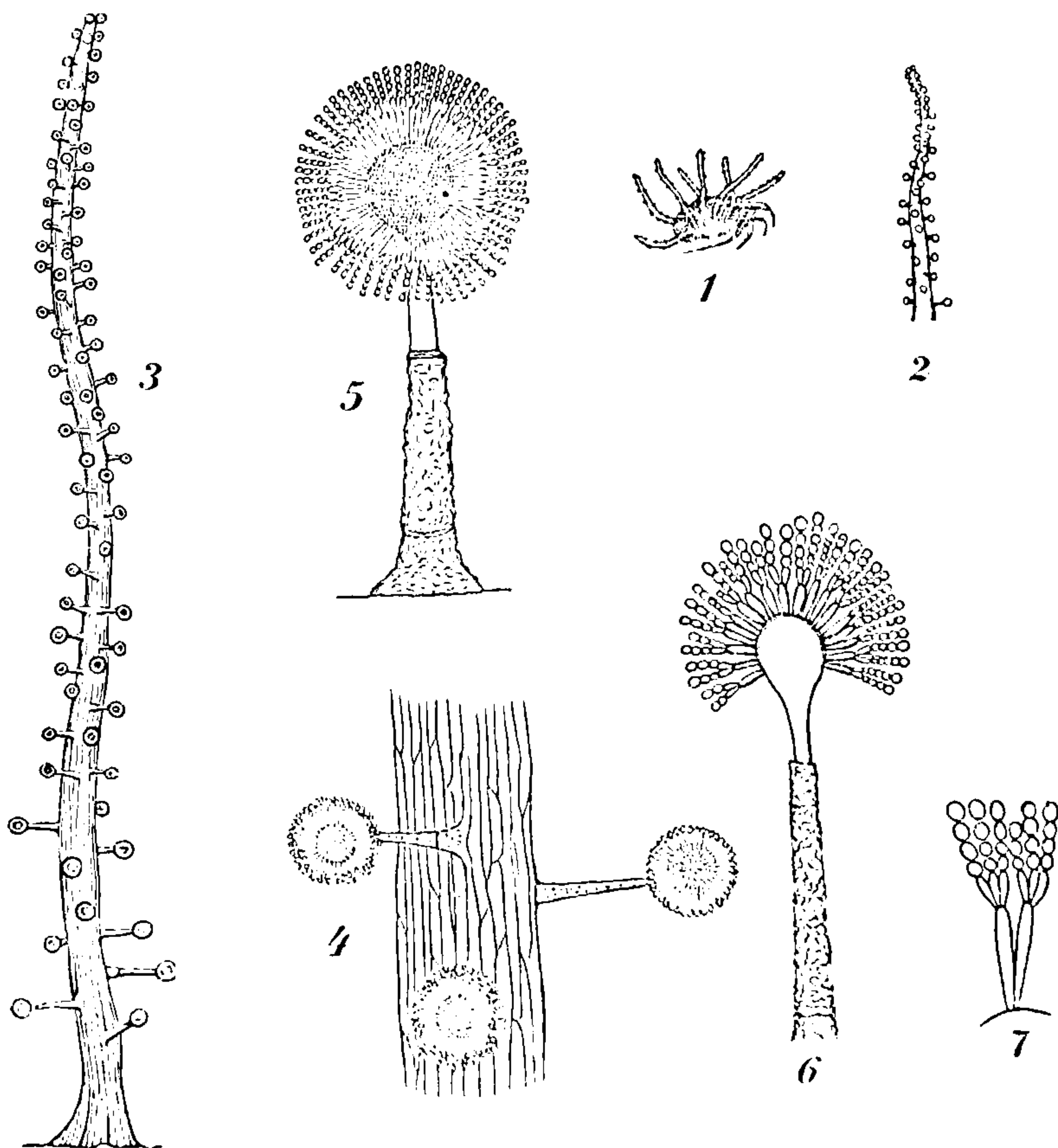


Fig. 40. *Gibellula pulchra*.

1. Habitus $\frac{1}{1}$. 2. A single stroma, enlarged. 3. The same $\frac{20}{1}$.
4. Part of the same $\frac{100}{1}$. 5 & 6. Conidiophores and conidia $\frac{360}{1}$.
7. Part of the same. $\frac{700}{1}$. From R 93 b.

On spiders. S. Ruderhegn, Sørup Hegn (O. R.); L. Bøllesminde (23/7 79), Søllested; Falst. Corselitze Skov.

Pirobasidium.

3217. **Pirobasidium sarcoides** v. Höhnel, Ldau IX ⁸¹¹.

Is the conidial fructification of *Coryne sarcoides* (see v. Höhnel 02) and is found on the same places.

Isaria.

3218. **Isaria farinosa** Fries S. M. III ²⁷¹, Syll. IV ⁵⁸⁴, Ldau IX ³²¹, Syn: *Is. crassa* Pers., Syll. IV ⁵⁸⁴, Ldau IX ³²¹, *Is. truncata* Pers., Syll. IV ⁵⁸⁴, Ldau IX ³²¹, R 93 b ⁸⁹, *Is. corallina* Fries S. M. III ²⁷³, Syll. IV ⁵⁸⁵, Ldau IX ³²², *Is. velutipes* Link, Syll. IV ⁵⁸⁵, Ldau IX ³²², *Is. prolifera* R, *Is. subulata* R, *Is. minima* R 93 b ⁸⁹, *Ramaria farinosa* Holm. 1781 & 1791 ⁹⁴ tab. 7, Den pudrede eller melede Greensvamp (Holmsk.), Melet Kølledrager (Viborg 1793 ²⁶⁹), Melet Fnugkølle (H. 37 ⁸⁹⁴).

On dead insects, common July–Nov. Recorded from J., F., S., L. etc.

3219. **Isaria sphecophila** Fries S. M. III ²⁷⁵, Syll. IV ⁵⁸⁶, Ldau IX ³²³, R 93 b ⁹¹.

Vespa vulgaris. S. Herlufsholm (July 81 O. R.).

3220. **Isaria strigosa** Fries S. M. III ²⁷⁴, Syll. IV ⁵⁸⁵, Ldau IX ³²².

In an insect upon the leaves of *Aspidium*. S. Nørager (Sept. 84 E. Moltke).

3221. **Isaria arachnophila** Fries S. M. III ²⁷³, Syll. IV ⁵⁸⁷, Ldau IX ³²⁵.

On spiders. J. Bruddal!; F. Nordskov!, Vejstrup Aaskov (2/11 62); S. Geelskov; L. Stensgaard, Søllested.

3222. **Isaria sulphurea** Fiedler, Syll. IV ⁵⁸⁸, Ldau IX ³²⁷.

On the ground. S. København (O. R.).

3223. **Isaria intricata** Fries S. M. III ²⁷⁸, Syll. IV ⁵⁸⁹, Ldau IX ³¹⁴.

On decaying *Agaricaceae*. S. Lerchenborg (Nov. 84 C. Pedersen).

3224. **Isaria filiformis** Wallr., Syll. IV ⁵⁸⁹, Ldau IX ³¹⁵.

On decaying *Agaricaceae*. S. Bregentved (13/10 89 Rützou).

3225. **Isaria fuciformis** Berk., Syll. IV ⁵⁹⁵.

Hordeum arenarium (hosp. nov.). J. Sæby (Aug. 93 O. R. see R 95 a ²¹³).

3226. **Isaria brachiata** Fries S. M. III ²⁷⁹, Syll. IV ⁵⁸⁹, Ldau IX ³¹⁴ c. icon., Schum. no 2160, Fl. D. tab. 2280 fig. 3, Korsarmet Fnugkølle (H. 37 ⁸⁹⁵).

Very common on decaying stems and petioles in hothouses and also in the forest.

Coremium.

3227. **Coremium coprophilum** Berk. & Cooke, Syll. IV⁵⁸².
S. Geelskov (2³/9 88 Børgesen see R 89 h).

Phaeostilbaceae.

Graphium.

3228. **Graphium rigidum** (Fries) Sacc., Syll. IV⁶¹⁰, Ldau IX³⁵¹,
Syn: *Stilbum rig.* Pers., Fries S. M. III³⁰², Schum. no 1607, Fl. D. tab.
2280 fig. 2, Stiv Levrehoved (H. 37⁸⁹⁶).

On wood and fallen branches, Sept.—Dec. S. Charlottenlund (O. R.).

3229. **Graphium pallescens** (Fuckel) Magnus, Syll. XVIII⁶⁴⁹,
Ldau IX³⁶¹, Syn: *Harpographium pal.* Magn., *Stysanus pal.* Fuckel,
Syll. X⁶⁹⁷, *Ramularia stellariae* Rbh., *Ovularia stell.* (Rbh.) Sacc., Syll.
X⁵⁴², Ldau VIII²³⁹.

On living and fading leaves of *Stellaria nemorum*, common July—Sept.
Stellaria holostea (hosp. nov.). J. Viborg (2⁷/8 06!).

3230. **Graphium bicolor** (Fries) Sacc., Syll. IV⁶¹⁸, Ldau IX³⁶⁶,
Syn: *Stilbum bic.* Pers., Fries S. M. III³⁰³, *Stilbum ventricosum* Schum.
no 1609, Fl. D. tab. 2280 fig. 1, Tvefarvet Levrehoved (H. 37⁸⁹⁶).

On dung of cows. S. (Schum.).

Stysanus.

3231. **Stysanus stemonitis** Fries S. M. III²⁸⁰, Syll. IV⁶²¹, Ldau
IX³⁷⁶ c. icon.

Common on decaying parts of plants, also on dung of mammals (Hansen
76³⁴⁰), and on *Sclerotium clavus*.

3232. **Stysanus macrocarpus** Karsten, Syll. IV⁶²², Ldau IX³⁸².
On branches of *Corylus avellana*. L. Stensgaard (9/8 98 see R 99 a²⁷³).

3233. **Stysanus veronicae** Passerini, Syll. IV⁶²³, Ldau IX³⁸⁵.
A true parasite on living leaves of *Veronica longifolia*. F. Skaarup (3⁰/9 79),
Faaborg!; S. Haveselskabets Have (see R 99 a²⁷³).

Graphiothecium.

3234. **Graphiothecium pusillum** (Fuckel) Sacc., Syll. IV⁶²⁵, Ldau
IX³⁸⁸.

THIS PAGE IS LOCKED TO FREE MEMBERS
Purchase full membership to immediately unlock this page



Never be without a book!

Forgotten Books Full Membership gives universal access to 797,885 books from our apps and website, across all your devices: tablet, phone, e-reader, laptop and desktop computer

A library in your pocket for \$8.99/month

Continue

*Fair usage policy applies

3237. **Aegerita torulosa** (Bon.) Sacc., Syll. IV ⁶⁶², Ldau IX ⁴⁰⁷ c. icon.

On fallen twigs of *Alnus glutinosa*. S. Sorgenfri (15/11 07!), Gammelmosen (! Exs. Vgr. no 1546).

Tuberculina.

3238. **Tuberculina sanguinea** (Fries)!, Syn: *Sclerotium sang.* Fries S. M. II ²⁵⁵, *Tubercularia persicina* Dittmar, Fries S. M. III ⁴⁶⁶, *Tuberculina pers.* Sacc., Syll. IV ⁶⁵³, Ldau IX ⁴⁰⁹ c. icon., *Sclerotium circaeae* Schum. no 1391, Fries S. M. II ²⁵⁶, Steffensurtens Beensvamp (H. 37 ⁸⁵⁰), Lit: Tub. 02 c.

Parasitical in many forms of cluster-cups for instance: *Aecidium grossulariae*, *convallariae*, *catharticae*, *thalictri flavi*, *tussilaginis*, *adoxae*, *circaeae*, *cirsii*, *lactucae*, *berberidis*, *lycopsidis*, *periclymeni*, *allii*, *glaucis* (Thüm. Myc. no 2281), *sonchi*, *ari*, also on *Caecoma mercurialis*, *Caecoma euonymi*, *Roestelia cornuta*, *Puccinia suaveolens* (st. II), *Pucc. Karstenii* (st. III).

3239. **Tuberculina maxima** Rostrup 90 e ¹⁶⁰, Syll. IV ⁷¹⁰, Ldau IX ⁴¹⁰, Lit: Tub. 02 c, Liro 07 ⁴⁹. See tab. IX.

Parasitical in *Peridermium strobi*. J. Hinnerup; F. Erholm; S. Tisvilde Hegn (Helms); B. Sandflugtskoven (Exc. 17/5 1911). *Peridermium Cornui*. S. Tisvilde (Helms), Hornbæk Plantage, Geelskov. B. Blykobbe (Sept. 90 see R 06 dd, again Exc. 17/5 11).

Hymenula.

3240. **Hymenula equiseti** Lib., Syll. IV ⁷¹⁸, Ldau IX ⁴¹³.

Equisetum fluviatile. J. Rødding Sø!; F. Skaarup. *Equisetum arvense*. J. Viborg!.

3241. **Hymenula rubella** Fries, Syll. IV ⁶⁷⁰, Ldau IX ⁴¹⁶ c. icon.

Arundo, *Juncus* etc. S. Gammellose (R 06 cc ³⁵⁷). *Typha latifolia*. Thorseng Bukkehave.

3242. **Hymenula macrocarpa** Sacc., Syll. IV ⁶⁶⁷, Ldau IX ⁴¹⁸.

On stems of *Roripa lapathifolia*. S. Charlottenlund (April 03 O. R.).

Tubercularia.

3243. **Tubercularia vulgaris** Fries S. M. III ⁴⁶⁴, Syll. IV ⁶³⁸, Ldau IX ⁴²¹ c. icon., Schum. no 1368, Fl. D. tab. 2339 fig. 1 & tab. 1294 fig. 2, Syn: *Lichen agaricus caespitosus* Müller, Fl. D. tab. 840 fig. 2, *Tubercularia artemisiae* Schum. no 1371, *Tub. pruni* Schum. no 1373, *Tub. populi* Schum. no 1375, *Tub. cerasi* Schum. no 1374, *Tub. fasciculare* Schum. no 1369, *Sphaeria tremelloides* Schum. no 1337, Fl. D. tab. 1858 fig. 2 (according to specimens in Schumacher's herbarium), *Hypocrea trem.* Fries S. M. II ³³⁵, Syll. II ³³⁵, Wt. II ¹³⁹.

Its ascigerous fructification is *Nectria cinnabarina*.

Very common, especially from Nov. to May on stems and branches.

3244. **Tubercularia brassicae** Libert, Syll. IV⁶⁴⁸, Ldau IX⁴³⁵,
Syn: Tub. minuta Schum. no 1372, Fl. D. tab. 2339 fig. 2.

Its ascigerous fructification is supposed to were *Nectria brassicae*
(see R 89 i²³⁵).

Brassica oleracea. S. København (O. R. & Børgesen).

3245. **Tubercularia liceoides** Fries, Syll. IV⁶⁴⁰, Ldau IX⁴²⁷.

On dead branches of *Negundo californica*. S. Frederiksberg (March 05 O. R.).

3246. **Tubercularia Kmetiana** Bäumler, Syll. X⁷⁰⁴, Ldau IX⁴⁴⁰.

On twigs of *Lycium halimifolium*. S. Charlottenlund!, Skelskør!; B. Hasle!,
Rønne (25/9 09!).

3247. **Tubercularia olivacea** Rostrup 85 g¹⁴⁹, Ldau IX⁴⁴¹, Syn:
Tub. sulcata Schum. no 1376 non Tode, Fl. D. tab. 2338 fig. 2.

Tubercularia sulcata, disco hemisphaerico subdepresso, ruguloso,
cinereo-fusco; stipite subelongato cylindrico crasso, longitudinaliter
reticulatim sulcato fusco-atro.

In ligno dejecto putrido. S. (Schum.).

Dendrodochium.

3248. **Dendrodochium epistroma** Höhnel, Ldau IX⁴⁴⁴.

Is is closely connected with *Dendrod. betulinum* Rostrup 92 a⁶³⁰
(see v. Höhn. 09⁴²⁴).

Diatrypella favacea. J. Marselisborg (1906 F. & W. 09³¹⁶).

Fusicolla.

3249. **Fusicolla betae** Bonorden, Syll. IV⁶⁶⁵, Ldau IX⁴⁵⁴ c. icon.,
Syn: *Fusarium betae* (Desm.) R 02 a, Bedens Slimskimmel (R 93 d¹⁴¹).

Common on roots of *Beta sativa* in storage.

Illosporium.

3250. **Illosporium roseum** Fries S. M. III²⁵⁸, Syn: *Palmella rosea*
Lyngbye 19²⁰⁷, *Lichen roseus* Vahl, Fl. D. tab. 1243 fig. 1, *Sclerotium*
persicolor Schum. no 1386 b.

Physcia stellaris. J. Palstrup & Sneptrup (D. B. 69¹⁹¹); F. Skaarup; L.
Stensgaard.

3251. **Illosporium carneum** Fries S. M. III²⁵⁹, Syll. IV⁶⁵⁷, Ldau
IX⁴⁶⁵, Syn: *Sclerotium granulatum* Schum. no 1386.

On lichens upon the trunks of *Populus*. J. Viborg!. December.

3252. **Illosporium corallinum** Robert, Syll. IV⁶⁵⁷, Ldau IX⁴⁶⁵.
On *Physcia stellaris*. F. Tangegaard. Sept. 88 (Sehested).

3253. **Illosporium coccineum** Fries S. M. III²⁵⁹, Syll. IV⁶⁵⁷, Ldau IX⁴⁶⁴.

On *Pertusaria*. F. Skaarup. Dec.

Sphaeridium.

3254. **Sphaeridium vitellinum** Fres., Syll. IV⁶⁷⁵, Ldau IX⁴⁷⁵.
On fallen leaves of *Fagus silvatica*. S. Ruderhegn. Sept.

Cylindrocolla.

3255. **Cylindrocolla urticae** (Fries) Bon., Syll. IV⁶⁷⁴, Ldau IX⁴⁷⁸
c. icon., Syn: *Dacrymyces urt.* Fries S. M. II²³¹, *Tremella urt.* Pers.,
Schum. no 2151, Neldens Taaresvamp (H. 37⁸⁴⁹).

Its ascigerous fructification is *Calloria fusarioides*.

On dead stems of *Urtica dioeca*, common, Dec.—May.

Volutella.

3256. **Volutella ciliata** Fries S. M. III⁴⁶⁷, Syll. IV⁶⁸², Ldau IX⁴⁸³
c. icon.

Common on many different parts of plants for instance: *Sclerotium clavus*,
stems of *Equisetum*, *Helleborus*, *Beta*, *Aster*, roots of *Trifolium* and *Medicago* etc.

3257. **Volutella gilva** (Fries) Sacc., Syll. IV⁶⁸⁶, Ldau IX⁴⁸⁹, Syn:
Psilonia gilva Pers., Fries S. M. III⁴⁵¹.

On dead stems of herbacious plants for instance: *Anthriscus*, *Cynoglossum*
etc. S. Ordrup Mose (May 03 O. R.), Kirkesaabye. April!

3258. **Volutella nivea** Sacc., Syll. IV⁶⁸⁵, Ldau IX⁴⁹².

On fallen twigs of *Fagus silvatica*. S. Tokkekøb Hegn (24/10 97).

3259. **Volutella buxi** (Corda) Berk., Syll. IV⁶⁸⁵, Ldau IX⁴⁹³.

On the under surface of dead leaves of *Buxus sempervirens*. S. København
(30/5 07!).

Periola.

3260. **Periola tomentosa** Fries S. M. II²⁶⁷, Syll. IV⁶⁸¹, Ldau IX⁴⁹⁹.

On tubers of *Solanum tuberosum*. F. Skaarup; S. Storeklint (Th. Leth),
Vejenbrød (R. Larsen).

3261. **Periola hirsuta** Fries S. M. II²⁶⁶, Syll. IV⁶⁸¹, Ldau IX⁴⁹⁸
c. icon., Syn: *Sclerotium hirs.* Schum. no 1388, Fl. D. tab. 1320, Laad-
den Duunkugle (H. 37⁸⁵¹).

"In vasis exsiccatis trunci fagi sylvaticae invenit cl. Schumacher" (Fl. D.).

THIS PAGE IS LOCKED TO FREE MEMBERS

Purchase full membership to immediately unlock this page

Know Your Bible

Forgotten Books' Full Membership provides unlimited access to more than 28,000 volumes of Christian literature for \$8.99/month

**HOLY
BIBLE**

Continue

*Fair use policy applies

Fusarium heleocharidis Rostrup nom. nud., Ldau IX⁵⁸⁷.

"In spiculis *Scirpi palustris* socia *Sclerotii Clavicipitis nigricantis*". F. Klingstrup (Sept. 82. Exs. Thüm. no 2185).

3269. **Fusarium nivale** (Fries) Sorauer, Syll. XVIII⁶⁷⁵, Ldau IX⁵⁴¹, R 02 a⁶⁰⁰, Syn: *Lanosa nivalis* Fries S. V.⁴⁹⁵, ? *Fusarium nivale* Ces., Syll. X⁷²⁶, Sneuld (Schouw 45), Sneskimmel (R 79 c, 81 a⁹⁵, 02 a³⁴²), Lit: R 93 d, M. L. M. 11 b.

Very common, February–April, especially on *Secale cereale* and *Triticum sativum*, also on *Hordeum sativum hibernum*, *Lolium multiflorum* etc.

3270. **Fusarium heterosporium** Fries S. M. III⁴⁷², Syll. IV⁶⁹⁵, Ldau IX⁵³⁹.

Secale cereale. J. Gaardbogaard (M. L. M.). *Molinia coerulea*. S. Tokkekøb Hegn (24/10 97 O. R.).

3271. **Fusarium miniatum** Sacc., Syll. IX⁷²⁷, Ldau IX⁵⁴⁵.

Secale cereale. J. Krabbesholm (19/10 98!).

3272. **Fusarium avenaceum** (Fries) Sacc., Syll. IV⁷¹³, Ldau IX⁵⁴⁰, Syn: *Fusisporium av.* Fries S. M. III⁴⁴⁴, *Fusarium tritici* Drejer & Liebm. 40⁵¹⁵, Ørsted 63¹¹² c. icon., *Fus. tritici* Er., Syll. X⁷²⁶, *Fus. graminum* Corda, Syll. IV⁷⁰⁷, Ldau IX⁵⁴⁰, *Fus. graminearum* Schwabe, *Sarcopodium avenaceum* Fries S. V.⁴⁷², R 82 b, Havrens Tapstøv (H. 37⁹⁰⁰), Havrehat (R 71⁷¹, 82 b), Sædens Slimskimmel (R 93 d^{141–364}).

A true parasite (see R 93 c⁶³³, 93 d¹⁴³ c. icon., 03 d³⁶⁴, 02 a⁵⁹⁹), common on many different species of Gramineae; to be sure a common name for many different forms. Recorded on *Glyceria distans*, *Hordeum arenarium* & *sativum*, *Avena sativa*, *pratensis*, *Dactylis*, *Festuca pratensis*, *Lolium multiflorum*, *Triticum junceum*, *sativum*, *polonicum*, *Alopecurus geniculatus* etc.

3273. **Fusarium roseum** Fries S. M. III⁴⁷¹, Syll. IV⁶⁹⁹, Ldau IX⁵¹⁹.

On seeds of *Triticum sativum*. S. Lyngby (M. L. M.). *Carex paniculata*. F. Tange Aa. *Trifolium pratense*. S. Øresundshøj. *Rosa villosa*. J. Sæby Kurhus. *Buxus sempervirens*. S. København!.

3274. **Fusarium cerealis** (Cooke) Sacc., Syll. IV⁷¹³.

Zea mays. S. København. Nov.

3275. **Fusarium lateritium** Fries S. M. III⁴⁷⁰, Syll. IV⁶⁹⁴, Ldau IX⁵²⁶.

Conidiis fusoido-arcuatis, 40–45 μ \times 4 μ ; 3–5-septatis.

On branches of *Salix*. J. Brædstrup (W. Mark). *Morus rosea* & *nigra*. F. Brændeskov; S. Landbohøjskolens Have. *Robinia pseudacacia*. S. Frederiksberg.

3276. **Fusarium salicis** Fuckel, Syll. IV⁶⁹⁸, Ldau IX⁵⁴⁹.

On dead twigs of *Salix purpurea*. J. Albæk Plantage. *Salix viminalis*. S. Lersøen.

3277. **Fusarium pallens** (Fries) Sacc., Syll. IV⁶⁹⁵, Ldau IX⁵²³, Syn: *Volutella pal.* Fries S. M. III⁴⁶⁸.

Populus alba. S. Hornbæk. *Populus tremula.* Hornbæk Plantage.

3278. **Fusarium album** Sacc., Syll. IV⁶⁹⁸, Ldau IX⁵²⁷.

On bark of *Ulmus.* S. Søndermarken. *Cytisus.* S. Frederiksberg.

3279. **Fusarium urticearum** (Corda) Sacc., Syll. IV⁶⁹⁸, Ldau IX⁵⁵² c. icon.

Morus nigra. S. Vanløse (17/7 07!).

3280. **Fusarium candidum** (Fries) Sacc., Syll. XVIII⁶⁷⁴, Syn: *Fusidium cand.* Link, Fries S. M. III⁴⁸¹, Ldau VIII⁶¹, *Fusarium Willkommii* Ldau IX⁵⁵¹, *Myxosporium mali* Rostrup not Bresadola see pag. 172.

On branches of *Fagus silvatica*, *Pirus malus* etc., common (Exs. Vgr. no 1547).

3281. **Fusarium oxysporum** Fries S. M. III⁴⁷¹, Syll. IV⁷⁰⁵, Ldau IX⁵²⁵.

Roripa armoracia. S. København. *Cucumis melo* on the stems. S. Brønshøj; Amager etc.

3282. **Fusarium brassicae** (Lib.) Cooke, Syll. IV⁷⁰¹, Ldau IX⁵⁵⁶, *Turnipsens Slimskimmel* (R 93 d¹⁴⁰, 02 a⁵⁹⁹, 99 j etc.).

Very common on stems and roots of many species of *Brassica.*

3283. **Fusarium sarcochrom** (Desm.) Sacc., Syll. IV⁶⁹⁵, Ldau IX⁵²³ c. icon.

On dead twigs of *Sophora japonica.* S. Helene Kilde.

3284. **Fusarium vasinfectum** Atk. var **psi** van Hall, Ldau IX⁵⁶³. *St. Hanssyge.*

Quite common on *Pisum sativum* (M. L. M. 09¹²⁷).

3285. **Fusarium leguminum** (Cooke) Sacc., Syll. IV⁷¹².

Vicia faba. S. Lyngby (Joh. Friis). *Vicia erviliae.* F. Skaarup (Octob. 81).

3286. **Fusarium dianthi** Prill. & Delacr., Syll. XVI¹¹⁰⁰, Ldau IX⁵⁵⁵, Lind 10 k.

Dianthus caryophyllus. S. Vanløse (16/10 10!), København!.

3287. **Fusarium pelargonii** Crouan, Syll. IV⁷¹⁷.

On stems of *Pelargonium* cult. S. Hellerup (2/4 02 Hjort).

3288. **Fusarium pyrochrom** (Desm.) Sacc., Syll. IV⁶⁹⁴, Ldau IX⁵²⁵.

On branches of *Sambucus nigra.* F. Skaarup. *Rubus idaeus.* S. Førslevgaard!.

3289. **Fusarium tubercularioides** (Corda) Sacc., Syll. IV⁶⁹⁷, Ldau IX⁵⁶⁰, Lit: Wulff 08 a.

Quite common on diseased branches of *Rubus idaeus*.

3290. **Fusarium pirinum** (Fries)!, Syn: *Fusisporium pyrinum* Fries S. M. III⁴⁴⁵, *Fusarium apiogenum* Sacc., Syll. IV⁷¹⁷, Ldau IX⁵⁵⁷.

On fruit of *Pirus malus* & *communis*. J. Balskov!, Greisdalen!; F. Odense; S. København. June—October.

3291. **Fusarium mali** All., Syll. IX⁶⁵⁰, Ldau IX⁵⁵⁷.

On branches of *Pirus malus*. J. Brønderslev (Spejlborg).

3292. **Fusarium heteronemum** Berk. & Br., Syll. IV⁷¹².

On dead fruit of *Pirus communis*. S. Vedbæk (Sept. Engelsen).

3293. **Fusarium fructigenum** Fries S. M. III⁴⁷¹, Syll. IV⁷¹⁷.

On hips of *Rosa inermis*. S. Hæsede Planteskole. Sept.

3294. **Fusarium sambucinum** Fuckel, Syll. IV⁶⁹⁵, Ldau IX⁵⁷⁸.

On dead twigs of *Sambucus nigra*. J. Viborg (15/5 03!).

3295. **Fusarium cucumerinum** Berk. & Br., Syll. IV⁷¹⁸.

On dead fruit of *Cucumis melo*. S. Boserup (1/11 88).

3296. **Fusarium aurantiacum** Fries S. M. III⁴⁷¹, Syll. IV⁷²⁰, Ldau IX⁵²⁷, Melonskimmel (R 02 a⁵⁹, 02 p).

On leaves, stems and fruit of *Cucumis melo*. F. Brahesborg (May. Buchholz).

3297. **Fusarium solani** (Mart.) Sacc., Syll. IV⁷⁰⁵, Ldau IX⁵⁷⁵ c. icon., Kartofflens Slimskimmel (R 02 a⁵⁹⁸, 03 d³⁷¹).

On tubers of *Solanum tuberosum*. S. Storeklint (Jan. 97 Th. Leth), Storehedinge (Jørgensen).

Tuberculariaceae—Dematiaceae.

Epicoccum.

3298. **Epicoccum equiseti** Berk., Syll. IV⁷⁴¹, Ldau IX⁶⁰³.

Equisetum fluviatile. S. Gammelmosen (R 06 cc), København (O. R.).

3299. **Epicoccum agyroides** Corda, Syll. IV⁷³⁸, Ldau IX⁶⁰⁴.

On wood of *Pinus silvestris*. F. Trolleborg; S. København. *Fagus sylvatica*. S. Jægersborg Hegn.

3300. **Epicoccum nigrum** Link, Syll. IV⁷³⁶, Ldau IX⁵⁹⁸ c. icon.

On leaves of *Pinus montana*. J. Viborg Plantage. On stems of *Hedera helix*. F. Bakkehus (C. J. Johansson 1/8 83).

THIS PAGE IS LOCKED TO FREE MEMBERS
Purchase full membership to immediately unlock this page



Never be without a book!

Forgotten Books Full Membership gives universal access to 797,885 books from our apps and website, across all your devices: tablet, phone, e-reader, laptop and desktop computer

A library in your pocket for \$8.99/month

Continue

*Fair usage policy applies

3310. **Exosporium hysterioides** (Corda) Höhnel, Ldau IX ⁶³⁴, Syn: *Hormiscium hyst.* Sacc., Syll. IV ²⁶⁴, Ldau VIII ⁶⁰⁰, *Cryptocoryneum fasciculatum* Fuckel, Syll. IV ³⁹⁵, see v. Höhnel 02 ¹⁰³⁵.

On bark and wood of *Betula alba*. S. Geelskov (O. R.), Sorø ^{15/4 81} (V. Saraufw. On wood of *Fagus*. S. Tokkekøb Hegn (O. R.), Dyrehaven (O. R.), Lyngbyl. *Quercus robur*. F. Klingstrup. *Sorbus aucuparia*. J. Dronninglund Storskov!.

3311. **Exosporium tiliae** (Fries) Link, Syll. IV ⁷⁵⁵, Ldau IX ⁶³⁸ c. icon., Syn: *Helminthosporium tiliae* Fries S. M. III ³⁶⁰.

Very common on bark of dead branches of *Tilia europaea*, Octob.—May.

Spegazzinia.

3312. **Spegazzinia ammophila** Rostrup 96 m ¹³⁶ c. icon., Syll. XIV ¹¹³², Ldau IX ⁶⁴⁵ c. icon.

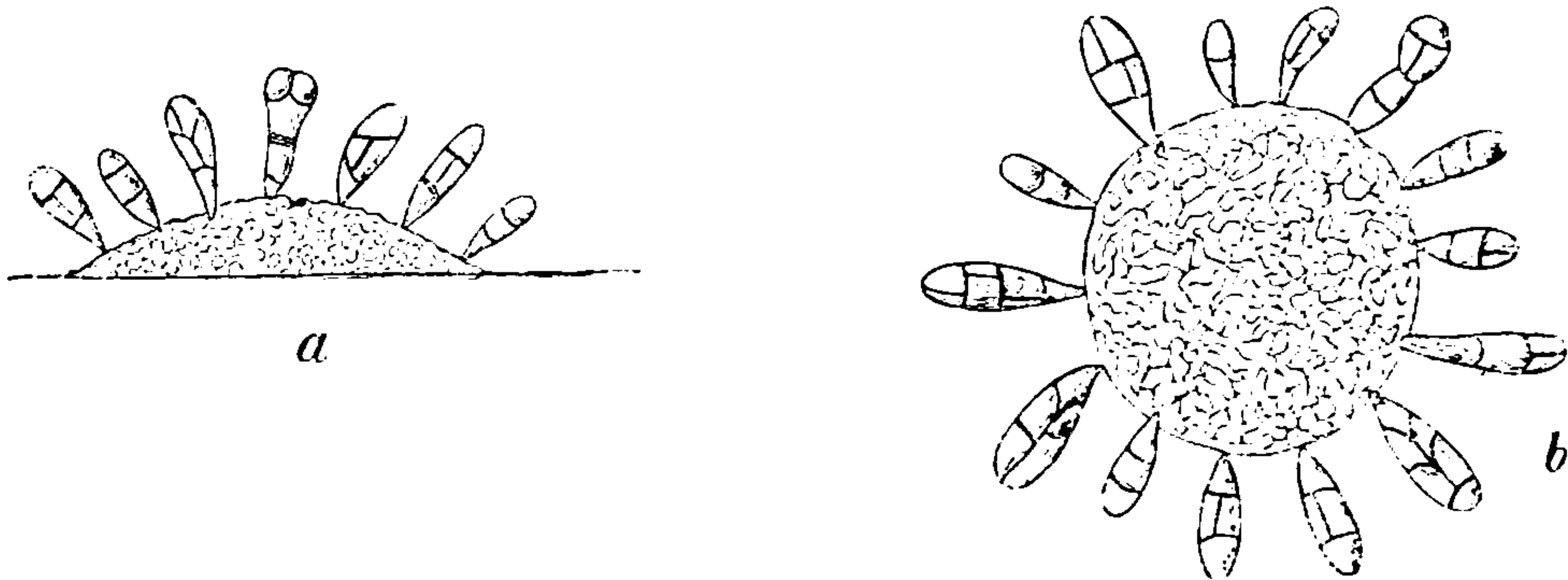


Fig. 41. *Spegazzinia ammophila*.

Stromata gregaria, convexa, nigra, 45—80 μ diam. Conidia sessilia, varia, fusca, 18—26 μ \times 8—16 μ , 1—3-septata vel ad modum Sarcinae 4—6 cellularia. R.

Very common on dead leaves of *Calamagrostis arenaria* & *Hordeum arenarium* (see R 99 a ²⁷⁵ & 99 b. Exs. Kab. & Bub. no 500).

Mycelia sterilia.

Rhizoctonia.

3313. **Rhizoctonia violacea** Tul., Syll. XIV ¹¹⁷⁵, Ldau IX ⁶⁸⁴, Syn: *Rhizoc. crocorum* Pers., Fries S. M. II ²⁶⁵, *Rhizoc. medicaginis* de C., Fries S. M. II ²⁶⁵, Almindelig Rodfiltsvamp (R 93 d ¹²⁰ c. icon.), Lit: R 78, 84 j, 85 n, 85 h, 86 d, 86 k, 88 a ³⁸⁶, 89 g, 90 l, 94 e ⁶⁰⁰ c. icon., 94 g, 02 a ⁵⁹², Johansen 86.

This fungus occurs upon the roots of many different plants. It is a pest of importance in forest tree nurseries as well as in the field. The first Danish specimens is found by P. Nielsen on *Daucus* at the year 1878. It was quite common throughout the country upon roots

of *Trifolium* in the years 1884—86, and again in 1889 but in recent years it is never found again on *Trifolium*. Rostrup has described an ascigerous form (called *Trichosphaeria Rostrupii* Berl. & Vogl., Syll. IX⁶⁰²) as belonging to *Rhizoctonia*.

Recorded on *Abies alba*, *Picea alba* & *excelsa*, *Pinus montana*, *nigra*, *austriaca*, *Phleum pratense*, *Fagus silvatica*, *Rumex crispus*, *Beta sativa*, *Brassica napus*, *Geranium pusillum*, *Crataegus monogyna*, *Trifolium hybridum*, *pratense*, *repens*, *Medicago lupulina* & *sativa* (M. L. M. 07¹³¹ & May 11), *Daucus carota* (R 97 i), *Solanum tuberosum*, *Fraxinus excelsior*, *Ligustrum vulgare*.

3314. **Rhizoctonia fusca** Rostrup 93 d¹²⁵ c. icon., 94 e c. icon., 02 a⁵⁹⁵, Turnipsens Rodfiltsvamp.

Myceliis rotundatis, tenuissimis, 3—4 mm diam., saepe confluentibus. Hyphis fuscis, septatis, ramosis, ad septimentis constrictis.

On roots of *Brassica campestris rapifera*, *Daucus carota*, *Beta sativa*. S. Hørsholm (R. Teglbjærg), Lyngby (K. H.).

3315. **Rhizoctonia solani** Kühn, R 93 d¹²⁴, 02 a⁵⁹⁵ c. icon., 03 d³⁷⁰, Lind & Ravn 10⁶⁷, Kartofflens Rodfiltsvamp.

I have never found this *Rhizoctonia* in company with *Hypochnus solani* (see pag. 354).

Upon tubers of *Solanum tuberosum*, quite common.

3316. **Rhizoctonia muscorum** Fries S. M. II²⁶⁵.

On moss. S. Gilleleje (May 97 L. K. R.).

Anthina.

3317. **Anthina flammea** Fries S. M. III²⁸³, Syll. XIV¹¹⁸⁵.

On fallen leaves of *Fagus silvatica*. S. Bidstruphegn.

3318. **Anthina penicillata** Fries S. M. III²⁸⁶, Syll. XIV¹¹⁸⁵, Ldau IX⁶⁹⁸, Syn: *Clavaria pen.* Bull., Schum. no 2025, Fl. D. tab. 2273 fig. 2.

On fallen leaves of *Quercus robur*. S. (Schum.). October.

Rhacodium.

3319. **Rhacodium cellare** (Fries), Syll. XIV¹¹⁸⁹, Ldau IX⁷⁰², Schum. no 2178, Fl. D. tab. 1361, Syn: *Antennaria cellaris* Fries S. M. III²²⁹, Ørsted 39⁷⁸, Kjelder Filtvæv (H. 37⁸⁹³), Lit: Schroeter 84.

Common on wine-casks and wine-bottles into wine-cellars (Schum., H.).

3320. **Rhacodium vulgare** Fries Obs. I²¹⁵, El. II index¹⁵¹, Syn: *Rhacodium nigrum* (Link) Schum. no 2185, Syll. XIV¹¹⁸⁹, Ldau IX⁷⁰³.

To be sure the mycelium of *Rosellinia aquila* etc.

On fallen twigs, not uncommon.




Fig. 42. *Radulum aterrimum*.
From R 02 a.

THIS PAGE IS LOCKED TO FREE MEMBERS

Purchase full membership to immediately unlock this page

Know Your Bible

Forgotten Books' Full Membership provides unlimited access to more than 28,000 volumes of Christian literature for \$8.99/month

HOLY BIBLE

Continue

*Fair use policy applies

List of literature.

Abbreviations.

Annal. Bot.	Annals of Botany.
Annal. Myc.	Annales Mycologici. Berlin.
Annal. Sci. nat.	Annales des Sciences Naturelles. Botanique. Paris.
Arb. Kais. Biol.	Arbeiten aus der biologischen Abteilung für Land- und Forstwirtschaft am Kaiserlichen Gesundheitsamte. Berlin.
Bergens Aarb.	Bergens Museums Aarbøger. Bergen.
Ber. D. B. Ges.	Berichte der Deutschen Botanischen Gesellschaft. Berlin.
Bidrag Känned. Finl.	Bidrag til Kännedom af Finlands Natur och Folk. Helsingfors.
Bihang Vet. Hand.	Bihang till kong. svenska Vetenskaps-Akademiens Handlingar. Stockholm.
Bot. Cent.	Botanisches Centralblatt. Jena.
Bot. Gaz.	The Botanical Gazette. Chicago. Ill.
Bot. Tids.	Botanisk Tidsskrift. København.
Bot. Zeit.	Botanische Zeitung.
Bull. Soc. Bot.	Bulletin de la Société Botanique de France. Paris.
Bull. Soc. Myc.	Bulletin de la Société Mycologique de France.
Cent. Bakt.	Centralblatt für Bakteriologie, Parasitenkunde etc. Abt. II. Jena.
G. T.	Gartner-Tidende. København.
Giorn. Bot.	Nuovo Giornale Botanico Italiano. Nuovo Serie. Firenze.
Jahresber. ang. Bot.	Jahresbericht der Vereinigung für angewandte Botanik. Berlin.
Journ. Bot.	Journal de Botanique.
Journ. of Bot.	The Journal of Botany. London.
Journ. Myc.	Journal of Mycology.
Medd. Faun. Flor.	Meddelelser af soc. pro Fauna & Flora Fennica. Helsingfors.
Mitt. Kais. Biol.	Mitteilungen aus der Kaiserl. biologischen Anstalt für Land- und Forstwirtschaft. Berlin.
Nova acta Leopold.	Nova acta physico-medica Academiae Caesareae Leopoldino-Carolinae naturae curiosorum. Norimbergiae.

Ov. Vid. Selsk.	Oversigt over Det Kgl. Danske Videnskabernes Selskabs Forhandlinger. København.
Sitzber. Ak. Wien.	Sitzungsberichte der Kaiserl. Akademie der Wissenschaften in Wien. Mathem.—Naturwissenschaftlichen Klasse.
Sv. Bot. Tid.	Svensk Botanisk Tidskrift. Stockholm.
Tids. Planteavl.	Tidsskrift for Landbrugets Planteavl. København.
Tids. pop. Nat.	Tidsskrift for populære Fremstillinger af Naturvidenskaberne. København.
Tids. Skovbrug.	Tidsskrift for Skovbrug. København.
Tids. Skovvæsen.	Tidsskrift for Skovvæsen. København.
Tijds. Plantenziekt.	Tijdschrift over Plantenziekten. Wageningen.
Trans. Brit.	Transactions of the British Mycological Society. Worcester.
Ug. Ld.	Ugeskrift for Landmænd. København.
Verh. Brb.	Verhandlungen des Botanischen Vereins der Provinz Brandenburg.
Verh. Wet.	Verh. der Koninkl. Akad. van Wetens. te Amsterdam. Naturh. Afd.
Vid. Forh.	Kongl. Videnskabs-Selskabs Forhandlinger. Christiania.
Z. Forst. & Jagd.	Zeitschrift für Forst- und Jagdwesen.
Z. Pf.	Zeitschrift für Pflanzenkrankheiten. Stuttgart.
Öfv. Vet.	Öfversigt af Kgl. Vetenskaps-Akademiens Förhandlingar. Stockholm.
Öst. Bot. Zeit.	Österreichische Botanische Zeitschrift. Wien.

Abildgaard 1791.	P. C. Abildgaard: Nogle Anmærkninger i Anledning af Hr. Inspektør Troyels Beretning om Svampe. Naturhistorie-Selskabets Skrifter I ^{52—67} . Kbh.
Aderh. 96.	Rud. Aderhold: Die Fusicladien unserer Obstbäume. Landwirtschaftliche Jahrbücher. Bd. 25 ^{875—914} c. tab.
— 00.	— Mycosphaerella cerasella n. sp., die Peritheciiform von Cercospora cerasella Sacc. Ber. D. B. Ges. vol. 18 ^{246—249} .
— 01.	— Ueber Clasterosporium carpophilum (Lév.) Ad. Arb. Kais. Biol. vol. II ^{515—559} .
— 03 a.	— Ueber das Kirchbaumsterben am Rhein. Arb. Kais. Biol. vol. III ³⁰⁹ .
— 03 b.	— Kann das Fusicladium von Crataegus- und von Sorbus-arten auf den Apfelbaum übergehn? Arb. Kais. Biol. vol. III ^{436—439} .
— 05.	— und W. Ruhland: Zur Kenntnis der Ostbaum-Sklerotinen. Arb. Kais. Biol. vol. IV ^{427—442} c. tab.
— 06.	— Zur Biologie und Bekämpfung des Mutterkorns. Arb. Kais. Biol. Bd. V ^{31—35} .

THIS PAGE IS LOCKED TO FREE MEMBERS
Purchase full membership to immediately unlock this page



Never be without a book!

Forgotten Books Full Membership gives universal access to 797,885 books from our apps and website, across all your devices: tablet, phone, e-reader, laptop and desktop computer

A library in your pocket for \$8.99/month

Continue

*Fair usage policy applies

- Bay 94. Jens Christian Bay: *Sachsia*, ein neues Genus der hefenähnlichen, nicht sporentragenden Pilze. Ber. D. B. Ges. vol. 12⁹⁰⁻⁹³.
- Bayliss 08. Jessie S. Bayliss: The biology of *Polysticus versicolor* (Fries). The Journal of Economic Biology vol. III. Birmingham.
- Begtrup 1800. Gregers Begtrup: Bemærkninger over det engelske Landbrug. Bd. 2. Kbh.
- Bentzien 59. J. A. Bentzien: Nogle Bemærkninger om Meldug. Ug. L. Bd. 8²³⁸⁻²⁴⁴.
- Bergius 1762. Bengt Bergius: Ett Lycoperdon af sällsam storlek. Vet. Hand. 1762³²⁴⁻³²⁶.
- 1765. — Hvitkåls-Svampen. Vet.-Hand. 1765²⁰⁸⁻²¹³.
- Berlese 88. Aug. Nap. Berlese: Monografia dei generi *Pleospora* etc. Giorn. Bot. vol. 20.
- 94. — Icones fungorum vol. I. Berlin. 1890-94.
- 98. — do. do. *Phycomycetes*. Patavii 1898.
- 00. — do. do. vol. II. Berlin. 1895-99.
- 05. — do. do. vol. III. Berlin. 00-05.
- Bessey 06. Ernst A. Bessey: *Dilophospora alopecuri*. Journ. Myc. vol. 12⁵⁷⁻⁵⁸.
- Blytt 91. Axel Blytt & E. Rostrup: Bidrag til Kundskaben om Norges Soparter. II. Ascomyceter fra Dovre. Vid. Forh. Nr. 9. Kria.
- Boas 94. J. E. V. Boas: Om Sygdomme hos skadelige Insekter særlig hos Oldenborren. Ug. Ld. vol. 39.
- 96. — Dansk Forstzoologi. Kbh.
- 06. — Skadelige Insekter i vore Haver. Kbh.
- 11. — Nye Iagttagelser vedrørende Museskade i vore Skove. Tids. Skovvæsen vol. 23⁸⁶⁻¹¹³.
- Bommer 94. Ch. Bommer: *Sclérotés et cordons mycéliens*. Mémoires couronnées publiées par l'Académie Royale de Belgique. Vol. 54.
- Bonorden 61. H. F. Bonorden: Beiträge zur Mykologie. Bot. Zeit. vol. 19¹⁹³⁻²⁰¹ c. tab.
- Borch 65. G. F. Borch: Bidrag til Læren om de planteparasitiske Hudsygdomme. Kbh.
- Borregaard 94. P. Chr. F. Borregaard: Champignon og en ny Sygdom hos samme. G. T. Aarg. 1894⁴⁻⁶.
- Bos 99. Ritzema Bos: Twee tot dus onbekendte ziekten in *Phlox decussata*. Tijds. plantenziekt. V²⁹.
- Boudier 85. Émile Boudier: Nouvelle classification naturelle des *Discomycètes charnus*. Bull. Soc. Myc. vol. I⁹¹.
- 87. — Note sur le *Tremella fimetaria* Schum. Journ. Bot. I³³⁰.
- D. B. 69. J. S. Deichmann Branth & E. Rostrup: *Lichenes Daniae*. Bot. Tids. Bd. 3.
- Bredsted 90. H. C. Bredsted: Haandbog i dansk Pomologi. Bd. I Pærer. Odense.
- 93. — do. — Bd. II Æbler. —
- 96. — do. — Bd. III Stenfrugter. —

- Bref. Unt. Oscar Brefeld: Untersuchungen aus dem Gesamtgebiet der I—XIII. Mykologie. Bd. I—XIII. Leipzig & Münster 1872—1905.
- Bref. 91. — Unt. X. Münster.
- Bresadola 08. J. Bresadola: *Fungi aliquot gallici novi vel minus cogniti*. Annal. Myc. vol. 6 37—47.
- Brick 11. C. Brick: *Zythia resinae* (Fries) K. als unangenehmer Bauholzpilz. Jahresb. ang. Bot. vol. 8 164—170.
- Brinch 93. Chr. Brinch: *Kræft i Frugtræer*. G. T. Aarg. 93 103—104.
- Brunchorst 88. J. Brunchorst: Ueber eine neue verheerende Krankheit der Schwarzföhre. Bergens Aarb. 1887.
- P. D. Bruun 11. P. D. Bruun: *Plantagerne ved Højriis paa Mors*. Hedeselskabets Tidsskrift. 1911 280—283.
- Bruun 98. Svend Bruun: *Insekt- og Svampeangreb paa Chrysanthemum indicum*. G. T. 1898 102—103.
- Bubak 99. Franz Bubak: *Caeoma Fumariae* Link im genetischen Zusammenhange mit einer *Melampsora* auf *Populus tremula*. Z. Pf. vol. 9 26—29.
- 03. — Beitrag zur Kenntnis einiger Phycomyceten. Hedwigia vol. 42 (100).
- 04 a. — Infektionsversuche mit einigen Uredineen II. Cent. Bakt. vol. 12 411—426.
- 04 b. — Neue Krankheiten der Zuckerrübe in Böhmen. Z. f. Zuckerindustrie im Böhmen.
- 04 c. — Die Fruchtbecher von *Sclerotinia alni* Maul. Annal. Myc. vol. 2 253—254.
- 06 a. — Infektionsversuche mit einigen Uredineen III. Cent. Bakt. vol. 16 150—159.
- 06 b. — Einige neue Pilze aus N. America. Journ. Myc. 1906. March.
- 06 c. — Neue oder kritische Pilze. Annal. Myc. vol. 4 105—124.
- 07. — Ueber *Puccinia carlinae* Jacky. Ber. D. B. Ges. vol. 25 56—58.
- 08 a. — Neue oder kritische Pilze. Annal. Myc. vol. 6 22—29.
- 08 b. — Die Pilze Böhmens. I. Uredinales. Archiv für die naturw. Landesdurchforschung von Böhmen. vol. XIII. Nr. 5. Prag.
- 12. — Ein Beitrag zur Pilzflora von Sachsen. Annal. Myc. vol. 10 46—53.
- 12 b. — Einige neue Pilze aus Russland. Hedwigia vol. 52 265—273.
- Bub. & Kab. 06. Fr. Bubak & J. E. Kabat: Fünfter Beitrag zur Pilzflora von Tirol. Ber. d. naturw. Ver. in Innsbruck. vol. 30.
- Buchholtz 05. Fedor Buchholtz: Verzeichnis der bisher in den Ostseeprovinzen Russlands bekannt gewordenen *Puccinia*-Arten. Annal. Myc. vol. 3 437—466.
- 08. — Zur Entwicklung der *Choiromyces*-Fruchtkörper. Annal. Myc. vol. 6 539.
- Børgesen 04. F. Børgesen & C. Jensen: *Utoft Hedeplantage*. Bot. Tids. vol. 26.

- Carlier 47. Carlier: Raad imod Kartoffelsygdommen. Tids. Landøk. vol. 9 421—425.
- Carruthers 04. William Carruthers: Disease of the turnip bulb. The Journal of the Roy. Agric. Soc. of England. vol. 64 294.
- Christensen 09. Harald R. Christensen, Poul Harder & F. Kölpin Ravn: Undersøgelser over Forholdet mellem Jordbundens Beskaffenhed og Kaalbroksvampens Optræden i Egnen mellem Aarhus og Silkeborg. Tids. Landbr. vol. 16 430—476.
- Clinton 04. G. P. Clinton: North American Ustilagineae. Proceed. Boston Soc. of Nat. Hist. vol. 31 no 9 329—529. Boston.
- Cooke 80. C. M. Cooke: Reliquiae Libertianae. Grevillea, vol. 8 81.
— 04. — A plain and easy account of British fungi. Edinburgh.
- Cornu 79. Maxime Cornu: Maladies nouvelles pour l'Europe, à propos d'une Ustilaginée (*Urocystis cepulae*). Bull. Soc. Bot. vol. 26 263.
- Cotton 06. A. D. Cotton: Notes on British Clavariae. Trans. Brit. 1906 163—166.
— 09. — Notes on marine Pyrenomycetes. Trans. Brit. 1909 92—99.
- la Cour 63. Jørgen la Cour: Sygdomme i Kornet og Midlerne derimod. Tids. Landøk. 1863 249—264.
— 67. — Plantesygdomme i Sommeren 1866. Tids. Landøk. 1867 618—624.
- Cruchet 04. Paul Cruchet: Essais de culture des Urédinées sur Labiées. Cent. Bakt. vol. 13 95.
— 06. — Contribution à l'étude biologique de quelques Puccinies sur Labiées. Cent. Bakt. vol. 17.
- Dalgas 82 a. E. Dalgas: Svampeangrebene paa de her i Landet voxende forskellige Slags Fyr, navnlig paa den alm. Fyr — *Pinus sylvestris*. Hedeselskabets Tidsskrift. Bd. 3 p. 32 & 49.
— 82 b. — Den almindelige Fyr — *Pinus sylvestris*. Hedeselskabets Tidsskrift. Bd. 3 192—202.
— 83. — Snyltesvampe paa Naaletræer. Hedeselskabets Tidsskrift. Bd. 4 133—135.
- Diedicke 02. H. Diedicke: Ueber den Zusammenhang zwischen Pleospora- und Helminthosporium-arten. I. Cent. Bakt. vol. 9 317—329.
— 03. — do. do. II. — — vol. 11 52—59.
— 11 a. — Die Gattung *Phomopsis*. Annal. Myc. vol. 9 8—35 c. tab.
— 11 b. — Die Gattung *Asteroma*. Annal. Myc. vol. 9 534—548. c. icon.
— 12. — Die Abteilung *Hyalodidymae* der Sphaeroideen. Annal. Myc. vol. X 135—152.
- Diedicke 07. R. Diedicke: Die Blattfleckenkrankheit des Efeus. Cent. Bakt. vol. 19 168—175 c. tab.
- Dietel 95. H. Dietel: Ueber Rostpilze mit wiederholter Aecidienbildung. Flora vol. 81 394.
— 04. — Betrachtungen über die Verteilung der Uredineen auf ihren Nährpflanzen. Cent. Bakt. vol. 12 218.

THIS PAGE IS LOCKED TO FREE MEMBERS

Purchase full membership to immediately unlock this page

Know Your Bible

Forgotten Books' Full Membership provides unlimited access to more than 28,000 volumes of Christian literature for \$8.99/month

**HOLY
BIBLE**

Continue

*Fair use policy applies

- Er. & H. Jakob Eriksson und Ernst Henning: Die Getreideroste. Stockholm. 1896.
- Fabricius 1774. Johan Christian Fabricius: Forsøg til en Afhandling om Planternes Sygdomme. Norske Vidensk. Selskabs Skrifter vol. V^{431—492}. Kbh.
- Fabricius 04. L. Fabricius: Krankheiten der Nutzhölzer. In Hollrung: Jahresbericht über die Neuerungen und Leistungen auf dem Gebiete der Pflanzenkrankheiten. vol. V^{279—302}. Berlin.
- F. & W. 07. C. Ferdinandsen & O. Winge: Mycological Notes I. Bot. Tids. vol. 28^{249—256}.
- 08. — Svampevegetationen paa Borrís Hede. Bot. Tids. vol. 28^{257—264}.
- 09. — Mycological Notes II. Bot. Tids. vol. 29^{305—319}.
- 11. — Studier over en hidtil upaaagtet, almindelig dansk Bægersvamp, *Sclerotinia scirpicola* Rehm. Biol. Arb. tilegnede Eug. Warming den 3. Nov. 1911^{281—294} c. icon. Kbh.
- Fischer IV. Alfred Fischer: *Phycomycetes*. Rabenhorst Kryptogamenflora. Bd. I. Abt. IV. Leipzig. 1892.
- Fischer V. Eduard Fischer: *Tuberaceen & Hemiasceen*. Do. do. Abt. V. Leipzig. 1897.
- 83. — Beitrag zur Kenntnis der Gattung *Graphiola*. Bot. Zeit. vol. 41^{745—793}.
- 04 a. — Die Uredineen der Schweiz. Bern.
- 04 b. — Fortsetzung der entwicklungsgeschichtlichen Untersuchung über Rostpilze. 11—13. Ber. der Schweizer. Bot. Ges. vol. 14^{1—13}.
- 08. — Gustav Otth ein bernischer *Pilzforscher*. Mitt. der Bernischen Naturf. Ges.
- 10. — Beiträge zur Entwicklungsgeschichte der Uredineen 6. Cent. Bakt. vol. 28^{139—152}.
- Fjelstrup 17. Søren August Fjelstrup: Om Kornes Støbning med Kalk som Middel mod Brand. Landoeconomiske Tidender Bd. 6^{361—365}.
- 44. — Om forskellige Sygdomme hos Kartoffelplanter. Tids. for Landoekonomie. 2 R. Bd. 6^{491—511}.
- Fl. D. Flora Danica. Kbh. 1763—1883. See pag. 13.
- Frank 96. A. B. Frank: Die pilzparasitären Krankheiten der Pflanzen. Breslau.
- 99. — Ueber Zerstörungen der Gerste durch einen neuen Getreidepilz. Wochenschrift für Brauerei. 15/10 97.
- Fries 17. Elias Magnus Fries: Uppställning af de i Sverige fundne Vårtsvampar (*Scleromyces*). Vet. Hand. 37—40. 1816—1819.
- 23 a. Synopsis *Scleromycetum in Succia nuper detectorum*. Kunze & Schmidt: Mykologische Hefte. Hefte 2⁴⁰. Leipzig.

- Fries 36. Elias Magnus Fries: Anteckningar öfver de i Sverige växende ätliga Svampar. Upsala 1836.
- 47. — Kartoffelsygdommen og dens Aarsager. Translated. Tidsskrift for Landoekonomie. Bd. 9^{14–35}. Kbh.
- 64. — Botaniska Utflygter III. Stockholm.
- S. M. — Systema mycologicum. vol. I 1821, vol. II 1822, vol. I-III. III 1829–32. Gryphiswaldiae.
- El. I & II. — Elenchus fungorum. Gryphiswaldiae. 1828.
- Epicr. — Epicrisis systematis mycologici. Upsala 1836–38.
- S. V. — Summa Vegetabilium Scandinaviae. Stockholm 1846–49.
- Hym. — Hymenomyces Europaei. Upsala 1874.
- O. R. Fries 67. Oscar Robert Fries: Om svampbildningar på människans hud och deraf förorsakade sjukdomar. Upsala Universitets Årsskrift 1868^{1–40}. Upsala 1867.
- Rob. Fries 09. Robert E. Fries: Ett märkligt Gasteromycet-fynd. Sv. Bot. Tid. vol. 3 p. (176)–(177).
- 10. — Gasteromyceter etc. insamlede under Svenska Bot. Föreningens Exk. till Älfkarleö. Sv. Bot. Tid. vol. 4 p. (98)–(99).
- Th. Fries 09. Thore M. Fries: Skandinaviens tryfflar och tryffelliknande svampar. Sv. Bot. Tid. vol. 3 p. 223–300.
- Friis 10. G. P. Friis: Skovdykning paa stiv Lerjord. Tids. Skovvæsen. vol. 22¹⁶⁵.
- Fron 08. G. Fron: Note sur le Micropera abietis Rostrup. Bull. Soc. Myc. vol. 24^{169–171}.
- 11. — Maladie du *Pinus strobus* déterminée par *Lophodermium brachysporium* Rostrup. Bull. Soc. Myc. vol. 27^{44–46}.
- Fuckel 61. Leopold Fuckel: Mykologisches. Bot. Zeit. vol. 19^{249–252}.
- 70. — Symbolae Mycologicae. Jahrbücher d. Nassauischen Ver. f. Naturk. vol. 23–24. Wiesbaden 1869–70.
- 74. — Do. II. Nachtrag. Do. vol. 27–28. 1873–74.
- Giesen-
hagen 95. Karl Giesenhagen: Entwicklungsreihen der parasitischen Exoascen. Flora vol. 81^{267–361}.
- 01. — Taphrina, Exoascus und Magnusiella. Bot. Zeit. 49^{117–142}.
- Gobi 85. C. Gobi: Ueber den Tubercularia persicina Ditm. Mémoires de l'Académie Imp. des Sciences de St. Pétersbourg. 7. Serie, tom 32, no 14.
- Goethe 87. Rud. Goethe: Weitere Beobachtungen über den Apfel- und Birnenrost, *Fusicladium dendriticum* und *Fusicl. pirinum*. Gartenflora 36²⁹³ c. tab.
- Gram 82. Chr. Gram: Bemærkninger om Skimmelvegetationer i dyriske Legememer. Tids. pop. Nat. vol. 29^{134–143}.
- Grawitz 81. P. Grawitz: Om Skimmelvegetationer i dyriske Legemer. Tids. pop. Nat. vol. 28^{438–451}.

- Grove 11. W. B. Grove: Mycological notes. Journ. of Botany, vol. 49 ^{366—369}.
 — 12. — New or noteworthy fungi. Part IV. Journ. of Bot.,
 vol. 50 ^{44—55}.
- Grønlund 79. Chr. Grønlund: Islandske Svampe. Bot. Tids. vol. 11 ^{72—75}.
 — 87. — Hussvampen. Folkelæsning. No 158, 38 pag. 14 fig.
 — 89. — Om Snylte- og Raadplanter III. Alcohol-Gjærsvampe.
 Naturen og Mennesket. Kbh.
 — 92. — En ny Torula-Art og to nye Saccharomyces-Arter,
 undersøgte paa Ny Carlsbergs Laboratorium. Viden-
 skabelige Meddelelser fra Nat. For. i Kbh. ^{1—6}. Trans-
 lated in Zeits. für das gesammte Brauwesen. vol. 15.
- Güssow 06 a. Hans Th. Güssow: Ueber eine neue Krankheit an Gurken in
 England. — Z. Pf. vol. 16.
 — 06 b. — Beitrag zur Kenntnis des Kartoffel-Grindes. — Z. Pf.
 vol. 16.
 — 08. — A new tomato disease. — The Journ. of the Board
 of Agric. vol. 15 ^{111—115} c. icon.
- Hagem 08. Oscar Hagem: Untersuchungen über Norwegische Mucorineen I.
 — Vid. Selsk. Skrifter I Math.-nat. Klasse No 7. 1907.
 Chria. 08.
 — 10. — Do. do. II, do. No 4. Chria 1910.
 — 12. — *Phoma napobrassicae* paa Kaalrot. — Beretning om
 Selskabet Havedyrkningens Venners Forsøgsvirk-
 hed i Aaret 1911. Chria. 1912.
- Hald 27. J. C. Hald: Bidrag til Kundskab om de danske Provindsers nær-
 værende Tilstand i oekonomisk Henseende. II. Ran-
 ders Amt. Kbh. 1827.
- A. Hansen 88. A. Hansen: Frøavl af Blomkaal. — G. T. 1888 p. 77 & 85.
- Hansen 76. Emil Chr. Hansen: De danske Gjødningssvampe. Fungi fimicoli
 danici. — Vid. Meddelelser fra Nat. For. 1876 ^{207—354}
 c. tab. Extract in Hedwigia 1878 ^{91—95}.
 — 76 b. — *Peziza Ripensis* sp. nov. quae a sclerotio gignitur. —
 Hedwigia vol. 15 ^{97—98}.
 — 78. — Mærkelige Gjødningssvampe. — Tids. pop. Nat. Aarg.
 25 ^{35—49}.
 — 79. — Organismer i Øl og Ølurt. — Meddelelser fra Carls-
 berg Laboratoriet. Hefte II. Kbh.
 — 82. — Undersøgelser over de Organismer, som til forskel-
 lige Tider af Aaret findes i Luften etc. — Medd. fra
 Carlsb. Lab. Bd. I p. 185 & 381. Kbh.
 82 b. Den nyere Tids Undersøgelser over Luftens mikro-
 skopiske Organismer. — Tids. pop. Nat. vol. 29.
 89. Ueber die im Schleimflusse lebender Bäume beobach-
 teten Microorganismen. — Cent. Bakt. vol. 5 p. 632,
 663, 693.
 — 90. — Nyere biologiske Undersøgelser hos Svampe. — Na-
 turen og Mennesket. vol. 3 ^{129—135} c. icon.

THIS PAGE IS LOCKED TO FREE MEMBERS
Purchase full membership to immediately unlock this page



Never be without a book!

Forgotten Books Full Membership gives universal access to 797,885 books from our apps and website, across all your devices: tablet, phone, e-reader, laptop and desktop computer

A library in your pocket for \$8.99/month

Continue

*Fair usage policy applies

- Helms 93. Johannes Helms: Naaletræer og Snyltesvampe. — Tids. Skovvæsen. 5 A ^{46—51}.
- Henning 95. Ernst Henning: Agrikulturbotaniska anteckningar från en resa i Tyskland och Danmark år 1894. — Meddel. från Kgl. Landbruksstyrelsen No 11. Malmö.
- Hennings 92. Paul Hennings: Beiträge zur Pilzflora von Schleswig—Holstein. Schriften des nat. Ver. für Schl.—Holst. 9 ^{229—258}.
- 94. — Ueber exotische Pilze in den Gewächshäusern des Berliner Bot. Gartens. — Verh. Brb. 36 pag. XXVI.
- 98. — Ueber verschiedene neue und interessante märkische Pilzarten. — Verh. Brb. 40 p. XXV—XXX.
- 98 b. — Die in den Gewächshäusern des Berliner Bot. Gartens beobachteten Pilze. — Verh. Brb. 40 ^{113—159}.
- Hoffmann 11. A. W. Hans Hoffmann: Zur Entwicklungsgeschichte von Endophyllum sempervivi. — Cent. Bakt. 32 ^{137—158} c. icon.
- Hofman N. E. Hofman (Bang): Om Sæderugens Bevaring. — Ug. Ld. (Bang) 60. 10 ^{149—152}.
- 83. — Kartoffelsygen. — Ug. Ld. 6 R. Bd. 5 ^{29—31} & Om Landbrugets Kulturplanter No 4 ^{44—53}.
- Holm 1781. Theodor Holm (postea nominat Holmskjold): Afhandling om nogle Cryptogamer, som deels voxe paa visse Dele af andre Vexter, deels fremkomme af Dyre-Riget. — Vid. Selsk. Skrifter. Ny Samling No I. Kbh.
- Holmskj. 90. Theodor Holmskjold: Beata ruris otia fungis danicis impensa. vol. I c. tab. Kbh. 1790.
- 99. — Do. vol. II c. tab. Kbh. 1799.
- Holst 57. E. Møller Holst: Sygdommen paa Vinen. — Ug. Ld. Bd. 4 ^{260—265}.
- Hornemann Jens Wilken Hornemann: Om den mod Berberisbusken gjorte Beskyldning, at den skulde foraarsage Kornrust. — Nye oeconomicke Annaler II ^{241—272}. Kbh. August 1816.
- 16. —
- 37. — Dansk Oeconomicke Plantelære. 2. Del (Fungi pag. 748—915). Kbh.
- 37 b. — Om Flora Danica. Naturhistorisk Tidsskrift. Bd. I ¹⁰⁵.
- Huth 1778. J. C. Huth: Efterretning om Svampenes Oprindelse som findes i Bygninger og det sikreste Middel til at forekomme samme. 8^o. Kbh.
- Høegh 1797. Hans Jørgen Christian Høegh: Vejvisning for en Bonde, som har faaet sine Jorder udskiftede af Fællesskab. — Det Kgl. Landhusholdnings-Selskabs Skrifter. 5 ^{1—512}. Kbh.
- Höhnel 02. Frantz von Höhnel: Fragmente zur Mycologie I. — Sitzber. Wien III. Abt. I ^{987—1056}.
- 03. — Mycologische Fragmente. Annal. Myc. I ^{391—414}.
- 04. — Eine mycologische Exkursion in die Donauauen von Langenschönbichl bei Tulln. — Öst. Bot. Zeits. 54 ^{426—439}.
- 05. — Mycologische Fragmente. — Annales Myc. III p. 187, 323, 402, 548.

- Höhnel 06. Frantz von Höhnel: Revision von 292 der vom J. Feltgen aufgestellten Ascomycetenformen auf Grund der Original-exemplare. — Sitzber. Wien. 115 Bd. Abt. I ^{1189—1327}.
- 06 a. — Fragmente zur Mykologie II. — Sitzber. Wien. vol. 115 Hefte I p. 649—695.
- 06 b. — Zur Pilzflora des niederösterreichischen Waldviertels. — Öst. Bot. Zeit.
- 07 a. — Fragmente zur Mykologie III. — Sitzber. Wien, Bd. 116 ^{83—164}.
- 07 b. — Ueber eine Krankheit der Feldahorne in der Wiener Donau-Auen. — Öst. Bot. Zeit.
- 07 c. — Mykologisches XVIII. Ueber *Leptosphaeria modesta* und andere Arten. — Öst. Bot. Zeit.
- 08. — Westfälische Corticien. — Öst. Bot. Zeit.
- 09. — Fragmente zur Mykologie. VI—IX. — Sitz. Wien vol. 118, pag. 275, 813, 1157, 1461.
- 11 a. — Fragmente zur Mykologie XIII. — Sitz. Wien. vol. 120 Abt. I. ^{379—484}.
- 11 b. — Zur Systematik der Sphaeropsideen und Melanconieen. — Annal. Myc. vol. 9 ^{258—265}.
- Höhnel & Weese F. von Höhnel & Josef Weese: Zur Synonymie in der Gattung *Nectria*. — Annal. Myc. 8 ^{464—468}.
- Jaap 00. Otto Jaap: Verzeichnis der bei Triglitz in der Prignitz beobachteten Ustilagineen, Uredineen und Erysipheen. — Verh. Brb. 42 ²⁶¹.
- 02. — Zur Kryptogamenflora der nordfriesischen Insel Roen. — Schrift. d. Nat. Ver. f. Schleswig-Holstein. vol. 12 ^{316—347}.
- 05. — Verzeichnis zu meinem Exsiccatenwerk "Fungi selecti exsiccati". Serien I—IV. — Verh. Brb. vol. 47 ^{77—99}.
- 07. — Do. do. Serien V—IX. — Verh. Brb. vol. 49 ^{4—29}.
- 08. — Beiträge zur Pilzflora der österreichischen Alpenländer. — Annal. Myc. vol. 6 ^{192—221}.
- 10 a. — Vierter Verzeichnis zu meinem Exsiccatenwerk. Verh. Brb. vol. 51. 19 pag.
- 10 b. — Verzeichnis der bei Triglitz in der Prignitz beobachteten Ascomyceten. — Verh. Brb. vol. 52.
- Jacky 07. Ernst Jacky: Beitrag zur Kenntnis der Rostpilze II. — Cent. Bakt. vol. 18 ⁷⁸.
- J. P. Jac. 79. J. P. Jacobsen: Fortegnelse over de paa Læsø og Anholt i 1870 fundne Planter. — Bot. Tid. vol. 11 ⁸⁸.
- Jaczewski 01. Jaczewski: Exoasci aus dem Kaukasus. — Bull. du Jardin Imp. Botanique de St. Petersb.
- Janczewski 94. Edward Janczewski: *Cladosporium herbarum*. — Bull. de l'Académie des Sciences de Cracovie. Krakov 1894.
- Jensen 82 a. J. L. Jensen: Kartoffelsygen kan overvindes ved en simpel og let udførlig Dyrkningsmaade. 70 pag. Kbh. (Prior). —

- Translated into French: *La maladie des pommes de terre vaincue au moyen d'un procédé de culture simple et facile*. 82 pag. Bruxelles (Muquardt), and translated into German: *Die Kartoffelkrankheit kann besiegt werden etc.* 79 pag. Leipzig (Voigt).
- Jensen 82 b. J. L. Jensen: *Bekämpfung der Kartoffelkrankheit*. — *Mittheil. nat. Ver. Brünn.* vol. 62 ³¹³.
- 82 c. — *Kartoffelsygen*. — *Ug. Ld.* 6 R. Bd. 4 ⁴⁷⁻⁴⁸.
- 83 a. — *Do.* — *do.* 6 R. Bd. 5 ⁶³⁻⁶⁴.
- 83 b. — *Kartoffelsygdommens Tidlighed*. — *Ug. Ld.* 6 R. Bd. 5 ¹⁰⁰⁻²⁴¹.
- 84 a. — *Kartoffelsygen*. — *Om Landbrugets Kulturplanter*. No 5 ⁷⁻²².
- 84 b. — *The potato-disease: Sand filtration*. — *The Gardn. Chronicle*. vol. 21 ¹⁵².
- 84 c. — *On the spreading of the potato-disease*. — *The Gardn. Chronicle*. vol. 21 p. 588 & 615.
- 85. — *Dyrkningsforsøg med afsvampede Kartoffler i 1884*. — *Landmands-Blade*, p. 169-175 & 187-192. Kbh.
- 85 a. — *Die Kartoffelkrankheit und der Schutz gegen dieselbe durch Anhäufeln mit Erde*. — *Hannoversches Land- und Forstwirtsch. Vereinsblatt*. vol. 29 no 27.
- 85 b. — *Kartoffelsygen (3. Meddelelse)*. — *Om Landbrugets Kulturplanter*. vol. 5 ⁷⁻²¹.
- 86. — *Kartoffeldyrkning efter nyere Grundsætninger*. — *Markfrøkontorets 14. Aarsberetning*, p. 25-37.
- 87 a. — *Moyens de combattre et de détruire le Peronospora de la pomme de terre*. — *Soc. nationale d'agriculture de France*. tome 131. 130 pag. Paris.
- 87 b. — *Om Brand i Vaarsæden*. — *Ug. Ld.* 6 R. Bd. 13 ¹⁹⁹⁻²⁰¹.
- 88 a. — *The propagation and prevention of smut in oats and barley*. — *Journ. of The Roy. Agric. Soc. of England*. vol. 24 part II. London. Also: *Smut (Ustilago segetum) in oats and barley*. — *The Gard. Chronicle*. 3. serie. III ⁶⁵⁸. (Both are abbreviated translations of 88 b & c).
- 88 b. — *Nye Undersøgelser og Forsøg over Kornsorternes Brand*. — *Markfrøkontorets Aarsberetning*. 1887 ²⁰⁻²⁵.
- 88 c. — *Om Kornsorternes Brand (2. Medd.)*. — *Den nordiske Landbrugskongres i Kjøbenhavn*. 36 pag. Also as reprint with an addition. 72 pag.
- 89 a. — *Om Brand i Kornsorterne og dens Bekæmpelse*. *Markfrøkontorets 16. Aarsber.* p. 13-20. Kbh.
- 89 b. — *Le charbon des céréales*. 8. pag. Copenhagen.
- 89 c. — *Neue Untersuchungen über den Brand des Getreides*. — *Biedermanns Ratgeber in Feld, Stall und Haus*. Januar 1889 ⁸.

THIS PAGE IS LOCKED TO FREE MEMBERS

Purchase full membership to immediately unlock this page

Know Your Bible

Forgotten Books' Full Membership provides unlimited access to more than 28,000 volumes of Christian literature for \$8.99/month

**HOLY
BIBLE**

Continue

*Fair use policy applies

- Jensen 01. J. L. Jensen: Rationel Forkultur i Sæddyngen. 13 pag. Kbh.
 Jenssen- Harald Chr. Ludvig Jenssen-Tusch: Plantenavne i forskellige
 Tusch 70. europæiske Sprog. I. — Nordiske Plantenavne. Kbh.
 1867—70.
- Johannsen W. Johannsen: De spiselige Svampes Næringsværdi. — Ug. Ld.
 86. II, No 12.
- Johansen 85. Joh. P. Johansen: Græsrust og Avnrust. — Ugeblad udgivet af
 Aalborg Amts Landboforening. p. 309—312 & 317—
 319. Aalborg. 1885.
 — 86. — Om nogle Svampe, som ødelægge Kløvermarkerne. —
 Do. do. p. 214—15. Aalborg 1886.
- Juel 94 a. H. Otto Juel: Mykologiske Beiträge II. — Öfv. Vet. no 9 ^{491—502}
 c. icon. Stockholm.
 — 94 b. — Eine neue *Puccinia* auf *Molinia coerulea*. — Öfv. Vet.
 No 9. Stockholm.
 — 96. — Mykologiske Beiträge V. — Öfv. Vet. No 3 ^{213—224}.
 Stockholm.
 — 99. — Zur Kenntniss der auf Umbelliferen wachsenden
 Aecidien. — Öfv. Vet. No 1 ^{5—19}. Stockholm.
 — 09. — Om *Taphrina*-arter på *Betula*. — Sv. Bot. Tid. vol.
 3 ^{183—191} c. icon.
- Jørgensen 95. Alfred Jørgensen: Der Ursprung der Weinhefen. — Cent. Bakt.
 vol. 1 ³²¹.
 — 98. — Die Microorganismen der Gärungsindustrie. 4. Auf-
 lage. Kbh.
- Jungner 06. J. R. Jungner: Ein neuer Getreidepilz. — Z. Pf. vol. 16.
 K. 71. P. A. Karsten: Mycologia Fennica I. Discomycetes. — Bidr.
 Känned. Finl.
 — 76. — Mycol. Fennic. III. Basidiomycetes. — Do. do.
 — 80. — Symbolae ad mycologiam fennicam. VI. — Medd.
 Faun. Flor. vol. 5 ^{15—46}.
 — 82. — Do. do. IX. — Do. vol. 6 ^{39—60}.
 — 83. — Do. do. XII. — Do. vol. 9 ^{110—112}.
 — 84 a. — Do. do. XIII. — Do. vol. 10 ^{1—20}.
 — 84 b. — Do. do. XVI. — Do. vol. 11 ^{148—161}.
 — 88 a. — Do. do. XXIII. — Do. vol. 16.
 — 88 b. — Do. do. XXVIII. — Do. vol. 16.
 — 89. — Kritisk Öfversigt af Finlands Basidsvampar. — Bidr.
 Känned. Finl. vol. 48. 470 pag.
 — 90. — Sphaeropsidaeae hucusque in Fennia observatae. —
 Medd. Faun. Flor. VI.
 — 92. — Symbolae ad myc. fennic. XXX. — Do. vol. 18 ^{61—74}.
- Kellermann W. A. Kellermann & W. T. Swingle: Second ann. report of the
 & Swingle 90. Experim. Station Manhattan, Kansas for the year
 1889 ^{213—288}. Topeka.
- Kern 11. Frank D. Kern: The rust of white and red clover. — Phyto-
 pathology. vol. 1 ^{3—6}. Ithaca.

- Kirchner 92. Oskar Kirchner: Ueber das Absterben junger *Cytisus* Pflanzen. — Z. Pf. vol. 2 ³²⁴ c. icon.
- 02. — Bemerkungen über den Stengelbrenner des Rotklee. — Z. Pf. vol. 12 ^{10–14}.
- 06. — Die Krankheiten und Beschädigungen unserer landwirtschaftlichen Kulturpflanzen. Stuttgart 1906.
- Kirschstein W. Kirschstein: *Pilze*. Kryptogamenflora der Mark Brandenburg. 11. 7. Bd. Heft 2. Leipzig.
- Klebahn 88. Henrich Klebahn: Beobachtungen und Streitfragen über die Blasenroste. — Abhandl. d. Nat. Ver. zu Bremen. vol. X ^{145–155} c. icon. See also: Ber. D. B. Ges. vol. 6 ^{45–55}.
- 89. — Erster Beitrag zur Schmarotzerpilz-Flora Bremen. — Abhandl. Nat. Ver. zu Bremen vol. 11 ³²⁵.
- 92. — Kulturversuche mit heterocischen Uredineen. I. — Z. Pf. vol. 2, p. 258 & 332.
- 94. — Kulturversuche mit heterocischen Uredineen. II. — Z. Pf. vol. 4 p. 7, 84, 129.
- 97. — Ueber eine krankhafte Veränderung der *Anemone nemorosa*. — Ber. D. B. G. vol. 15 ^{527–536}.
- 98. — Kulturversuche mit heterocischen Rostpilzen. 6. Bericht. II. — Z. Pf. vol. 8 ^{11–30}.
- 99. — Do. do. 7. Ber. — Z. Pf. vol. 9, p. 14 & 137.
- 02. — Die Peritheciiformen der *Phleospora Ulmi* und des *Gloeosporium nervisequum*. — Z. Pf. vol. 12 ^{257–258}.
- 04. — Über die *Botrytis*-Krankheit der Tulpen. — Z. Pf. vol. 14 ^{18–36} c. icon.
- 04 b. — Die wirtswechselnden Rostpilze. Berlin.
- 05. — Untersuchungen über einige *Fungi imperfecti* und die zugehörigen *Ascomyceten*formen. — Jahrbücher f. wissens. Bot. vol. 41 ^{485–560}.
- 05 b. — Kulturversuche mit Rostpilzen. XII. Z. Pf. vol. 15 ^{65–108}.
- 06 a. — Untersuchungen über einige *Fungi imperfecti* und die zugehörigen *Ascomyceten*formen. III. — Z. Pf. vol. 16 ^{65–83}.
- 06 b. — Eine neue Pilzkrankheit der Syringen. — Centr. Bakt. vol. 15 ^{335–336}.
- 08 a. — Untersuchungen über einige *Fungi imperfecti* und die zugehörigen *Ascomyceten*formen. V. — Z. Pl. vol. 18.
- 08 b. — Do. do. VI–VII. — Z. Pf. vol. 18.
- 09. — Krankheiten des Flieders. Berlin.
- 10. — Krankheiten des Selleries. — Z. Pf. vol. 20 ¹.
- 11. — Untersuchungen über die Selleriekrankheiten und Versuche zur Bekämpfung derselben. — Mitt. der Deutsche Landw. Ges. ^{63–67}.
- Kløcker 95 a. Albert Kløcker: Undersøgelser over *Saccharomyces Marxianus*, *apiculatus* & *anomalus*. — Medd. Carlsberg-Laboratoriet. vol. 4 ^{63–76}.

- Kløcker 02. Albert Kløcker: *Gymnoascus flavus* spec. nov. — *Hedwigia* vol. 41^{80–83} c. icon. See also *Bot. Tids.* vol. 25^{49–52} c. icon.
- 03 a. — Sur la classification du genre *Penicillium*, et description d'une espèce nouvelle formant des asques. — *Comptes-rendus des trav. du Laboratoire de Carlsberg* vol. 6 livr. 2, p. 92–102.
- 03 b. — En ny *Saccharomyces*art, *Sacch. saturnus* Kløcker med ejendommelige Sporer. — *Medd. fra Carlsberg Laboratoriet* vol. 6, Hefte 2^{77–83}. København. Translated into French: Une espèce nouvelle de *Saccharomyces* etc. *Comptes-rendus des travaux de Carlsberg*. vol. 6 and translated into German in *Zeits. f. Spiritusindustrie* vol. 28¹⁰³. 1905.
- 03 c. — Om Slægten *Penicilliums* Plads i Systemet og Beskrivelse af en ny ascusdannende Art. — *Medd. fra Carlsberg-Laboratoriet*. 6. Bd., Hefte 2^{84–92} c. icon.
06. Die Gärungsorganismen. II. Auflage. Stuttgart.
- 06 b. — Abstammung und Kreislauf der *Saccharomyces*ten. In: F. Lafar: *Handbuch der technischen Mykologie*. vol. 4. Jena.
- Kløcker & Schiøning 96 a. Alb. Kløcker & H. Schiøning: Hvad vide vi om *Saccharomyces*ternes Stamformer? — *Medd. fra Carlsberg-Laboratoriet*. vol. 4^{85–144} c. icon.
- 96 b. — Experimentelle Untersuchungen über die vermeintliche Umbildung verschiedener Schimmelpilze in *Saccharomyces*ten. — *Cent. Bakt.* vol. 2^{185–193}. Jena.
98. Noch einmal *Saccharomyces* und Schimmelpilze. — *Cent. Bakt.* vol. 4^{460–465}. Jena.
- Krarrup 47. Janus Balthasar Krarrup: Kartoffelsygdommen. — *Tids. f. Landøekonomie*. vol. 9^{53–72}. Kbh.
- Krüger & Rörig 08. Fr. Krüger & G. Rörig: Krankheiten und Beschädigungen der Nutz- und Zierpflanzen des Gartenbaues. Stuttgart.
- Kuntze 91. Otto Kuntze: *Revisio generum plantarum*. II. Leipzig.
- Kusano 08. S. Kusano: *Biology of the Chrysanthemum-Rust*. — *Annal. Myc.* vol. 6^{306–312}.
- Kühn 80. Julius Kühn: Untersuchungen über die Lupinenkrankheit der Schafe III. — *Ber. aus dem physiol. Lab. d. Kgl. Landw. Instit. der Universität Halle*. Hefte 2^{53–128}. Dresden.
- Kyilling 1684. Peder Kylling: *Catalogus plantarum Gyldenlundensium*. Kbh.
1688. *Viridarium Danicum*. Kbh.
- Körnicke 77. Friedrich Körnicke: *Mykologische Beiträge*. — *Hedwigia* vol. 16^{17–40}.
- de Lacroix 57. de Lacroix: Nouveaux faits relativement à l'histoire de la botanique et à la distribution géographique des plantes de la Vienne. — *Extrait des memoires de l'Institut des provinces*. Caen.

THIS PAGE IS LOCKED TO FREE MEMBERS
Purchase full membership to immediately unlock this page



Never be without a book!

Forgotten Books Full Membership gives universal access to 797,885 books from our apps and website, across all your devices: tablet, phone, e-reader, laptop and desktop computer

A library in your pocket for \$8.99/month

Continue

*Fair usage policy applies

- Joh. Lge 87. Johan Lange: Nomenclator Florae Danicae. Kbh.
- Langkilde 84. F. Langkilde: Kartoffelsygen. Om Landbrugets Kulturplanter. vol. 4 51—53.
- P. L. 09. Poul Larsen: Basidiomycetes i Midtjylland. — Meddelelser fra Jydsk Forening for Naturvidenskab i Aarhus. 1903—08 31—45. Aarhus.
- Laubert 03. R. Laubert: *Ascochyta caulicola*. — Arb. Kais. Biol. vol. 3 441—443 c. icon.
- 04. — Eine wichtige *Gloeosporium*-Krankheit der Linde. — Z. Pf. vol. 14 257—262 c. icon.
- 07. — *Colletotrichum hedericola* n. sp. als Schädiger von Efeu. — Arb. Kais. Biol. vol. 6 503.
- 07 b. — Die Verbreitung und Bedeutung der Brandfleckenkrankheit der Rosen und Ratschläge zur Bekämpfung der Krankheit. — Die Gartenwelt. vol. 11 pag. 332, 357, 378.
- 10. — Die *Gloeosporium*fäule der Banane und die *Gloeosp.* etc. des Efeus. — Gartenflora.
- Lendner 08. Alfred Lendner: Les mucorinées de la Suisse. — Matériaux pour la flore cryptogamique Suisse. vol. III fasc. I. Berne.
- Liebman 47. Liebman: En Comitee Betænkning angaaende Kartoffelsygdommen. — Tids. for Landoekonomie. vol. 9 49—53. Kbh.
- Liisberg 75. J. Liisberg: Danmarks spiselige Svampe. c. icon. Kbh.
- Lind 02. J. Lind: Liste over 121 Svampe samlede i Vendsyssel 7.—21. Juli 1901. — Bot. Tids. vol. 24, p. XLV—XLIX.
- 04. — Snyltesvampe, fundne paa Ekskursionen til Randers-egnen 22.—24. Juli 1904. — Bot. Tids. vol. 26, p. XLI—XLII.
- 05. — Ueber einige neue und bekannte Pilze. — Annal. Myc. vol. 3 427—432.
- 07 a. — Liste over Svampe indsamlede under Svenska Bot. Föreningens Exkursion til Billingen 1907. — Sv. Bot. Tids. vol. 1 385—388.
- 07 b. — Svampe indsamlede paa Ekskursionen til Sydvestsjælland 22.—23. Juni 1907. — Bot. Tids. vol. 28, p. XXII—XXIV.
- 07 c. — Tomatbladenes Fløjlspet. — G. T. 1907 112—113.
- 07 d. — Bemerkenswerte Pilzfunde in Dänemark. — Annal. Myc. vol. 5 272—277.
- 08 a. — Sur le développement et la classification de quelques espèces de *Gloeosporium*. — Arkiv för Bot. Bd. 7, no 8. Stockholm.
- 08 b. — Bemerkungen über einige parasitische Pilze aus Russland. — Annal. Myc. vol. 6 99—104.
- 08 c. — Om nogle Sygdomme paa Drivhus-Agurker og Meloner. — G. T. 1908 2—4 c. icon.
- 08 d. — *Chrysanthemum*bladenes *Septoria*. — G. T. 1908 81 c. icon.

- Lind 08 e. J. Lind: Vinterbehandling mod Plantesygdomme. — G. T. 1908 ^{185—188}.
- 09 a. — Svampe samlede paa Møens Klint 12.—13. Juni 1909. — Bot. Tids. vol. 29 ⁴⁴⁶.
- 09 b. — Tomatbladenes Fløjlsplet. — G. T. 1909 ²⁰¹.
- 09 c. — Undersøgelser over Plantesygdomme i Haverne i Sommeren 1909. — G. T. 1909 p. 222—224.
- 10 a. — Fungi (Micromycetes) collected in Arctic North America by the Gjöa Expedition 1904—06. c. icon. — Vid. Selsk. Skrifter I. Math.—Nat. Klasse 1909. Nr. 5. Chria.
- 10 b. — Systematic List of Fungi (Micromycetes) from North-East Greenland. — Meddelelser om Grønland. vol. 43 ^{149—162} c. icon. Kbh.
- 10 c. — Haveplanternes Sygdomme i Marts—Oktober Maaned. — G. T. Annonceafdelingen. p. 201, 360, 440, 545, 624, 672, 767, 865.
- 10 d. — Kortfattede praktiske Anvisninger til Bekæmpelse af Haveplanternes Sygdomme. Kbh. 50 pag.
- 10 e. — Rustsvampene paa Naaletræerne. — Hedeselskabets Tidsskrift. 1910 ^{141—147}.
- 10 f. — Undersøgelser over Plantesygdomme i Haverne i Sommeren 1909. — Haven ^{1/1} 1910 p. 5—9.
- 10 g. — Selleriavl og Sellerisygdomme. — G. T. 1910 ^{54—55}.
- 10 h. — Syrensvampen. Phytophthora syringae. — G. T. ^{87—88}.
- 10 i. — Insekt- og Svampeangreb i 1909. — G. T. ^{125—126}.
- 10 k. — Oversigt over Haveplanternes Sygdomme i 1910. — G. T. ^{219—232}.
- 11 a. — Selleriavl og Sellerisygdomme. — Aftenpostens Landboblad ^{20/3} 11.
- 11 b. — Oversigt over Haveplanternes Sygdomme i 1911. — G. T. November 1911.
- Lind & Ravn 08. J. Lind & F. Kølpin Ravn: Undersøgelser og Forsøg vedrørende Stikkelsbærdræberens Optræden i 1907. — G. T. Januar 1908.
- 10. — Skadelige Svampe i vore Haver. 96 pag. Kbh. c. icon.
- Ldau VIII. G. Lindau: Hyphomycetes. — Rabenhorst Kryptogamenflora. B. I. Abt. VIII. Leipzig 1907.
- IX. — Do. — Do. B. I. Abt. IX. Leipzig 1910.
- Lindau 97. G. Lindau: Ein Beitrag zur Kryptogamenflora von Rügen. Hedwigia vol. 36 p. (151)—(157).
- 99. — Entwickl. und Ernährung von Amylocarpus encephaloides. — Verh. Brb. vol. 40 p. XXIV c. icon.
- 08. — Die pflanzlichen Parasiten. — Sorauer: Handbuch der Pflanzenkrankheiten. III. Auflage. II. Bd. Berlin.
- Lindner 05. Paul Lindner: Saccharomycetinae. — Kryptogamenflora der Mark Brandenburg. vol. 7 ^{8—32}. Leipzig.

- Liro 04. J. J. Lindroth: Myk. Mitteilungen 11–15. — Acta Soc. Faun. Flor. vol. 26 no 5.
- 07. J. J. Liro: Kulturversuche mit finnischen Rostpilzen II. — Acta Soc. Faun. Flor. vol. 29 no 7.
- 08. — Uredineae Fennicae. Helsingfors.
- Lloyd 05. C. G. Lloyd: Mycological writings. vol. I. Cincinnati 1898–1905.
- 08. — Do. do. vol. II. Cincinnati 1905–08.
- Lund 72. Samsøe Lund: Om *Elaphomyces aculeatus* fra Alindelille. — Bot. Tids. vol. 6 p. (8)–(10).
- 74. — Om Tuber, specielt *Tuber rapaeodorum* Tul., funden i Danmark. — Bot. Tids. vol. 7 209–210.
- Lüstner 01. G. Lüstner: Ueber einen Mehлтаupilz der Birnbäume. — Mitteilungen über Obst- und Gartenbau. vol. 16 81–83. c. icon. Geisenheim.
- 10. — Einige neue Obstbaumfeinde. — Jahresber. der Ver. für angewandte Bot. vol. 7 93–111. Berlin.
- Lyngbye 19. Hans Chr. Lyngbye: Tentamen hydrophytologiae Daniae. Kbh. 1819.
- Madsen 04. Andreas Madsen: Fra Berberissagens Fortid og Nutid. — Ug. Ld. 49. Aarg. p. 151, 169, 182.
- Magnus 74 a. Paul Magnus: Ueber die Verbreitung von *Cronartium ribicola*. — Sitzber. d. Ges. naturf. Freunde. Berlin. 1874 21.
- 74 b. Ueber die Einwanderung zweier Rostpilze. — Verh. Brb. XVI 55–60.
- 91. — Erster Verzeichniss d. ihm aus dem Canton Graubünden bekannt gewordenen Pilze. — Jahresber. d. Naturf. Gess. Graubündens p. 1–73. Chur.
93. Mykologische Miscellen. — Ber. D. B. Ges. vol. XI 43–53.
95. Die Ustilagineen der Provinz Brandenburg. — Verh. Brb. XXXI 37.
98. — Ueber einen in Südtirol aufgetretenen Melthau des Apfels. — Ber. D. B. Ges. Bd. 16 331–334 c. tab.
- 00. Dritter Beitrag zur Pilzflora von Franken. — Abh. d. Nat. Ges. zu Nürnberg. XIII 1–44 c. tab.
01. Ein Beitrag zur Geschichte der Unterscheidung des Kronenrostes der Gräser in mehreren Arten. — Oest. Bot. Zeit. Bd. 51 89.
04. *Puccinia Rübsaameni* P. Magnus nov. spec. eine einem einjährigen Hexenbesen bildende Art. — Ber. D. B. Ges. Bd. XXII 344–347 c. tab.
- 05 a. Die Pilze von Tirol. Innsbruck.
- 05 b. *Sclerotinia crataegi*. — Ber. D. B. Ges. Bd. 23 197–202.
06. Notwendige Umänderung des Namens der Pilzgattung *Marssonia* Fischer. — Hedwigia Bd. 45 88–91.
07. Über die Benennung der *Septoria* auf *Chrysanthemum*. — Ber. D. B. Ges. Bd. 25 299–301.

THIS PAGE IS LOCKED TO FREE MEMBERS

Purchase full membership to immediately unlock this page

Know Your Bible

Forgotten Books' Full Membership provides unlimited access to more than 28,000 volumes of Christian literature for \$8.99/month

**HOLY
BIBLE**

Continue

*Fair use policy applies

- Mundt 87. C. Mundt: Danmarks spiselige Svampe. Kbh.
- Mühlen- Friedrich Mühlenthaler: Infectionsversuche mit Rhamnus befallenden Kronenrosten. Cent. Bakt. vol. 30 386—419.
- thaler 11.
- Müller 00. Fritz Müller: Eine neue *Puccinia* vom Typus der *Puccinia dispersa* Eriks. — Bot. Cent. vol. 83 76.
- Müller 93. Julius Müller: Zur Kenntniss der Runzelschorfes und der ihm ähnlichen Pilze. — Pringsheims Jahrbücher vol. 25. Berlin.
- Müller 1762. Otto Fridrich Müller: Beskrifning på Lim-Svampen. — Vet. Handl. 1762 105—114 c. icon.
- 1763. — Efterretning og Erfaring om Svampe især Rør-svampens velsmagende Pilsse. Kbh. 4^o c. tab. color. Translated into German in: Kleine Schriften p. 31—98.
- 1767. — Flora Fridrichsdalina. Argentorati. 1767.
- 1768. — Von der Entdeckung eines neuen Geschlechts von Thierpflanzen. — Berlinische Sammlungen I 41—52.
- 1769. — Beskrifning på en klasad Växt eller Fröplanta. — Vet. Handl. 1769 71—76 c. icon.
- 1770 a. — Enumeratio stirpium in Islandia sponte crescentium. Nova acta Leopold tome IV 203—215. Reprintet in. E. Olafsen & B. Povelsen: Rejse i Island. vol. II. 1772.
- 1770 b. — Epistola de musca vegetante Europaea. — Nova acta Leopold. tome IV 215—219 c. icon.
- 1772. — Pile-Larven med dobbelt Hale og dens Phalaene, med hosføjede Bemærkelser om Avlingen i Almindelighed og Svampenes Tilblivelse. Kbh. c. icon.
- 1775. — Bemerkung einer sonderbaren Ausstäubung bey einigen Arten der Kaulenschwämme. — Beschäft. d. berlin. Ges. natürl. Freunde. B. I 152—169. Berlin.
- 1776. — Zoologia danicae prodromus. Kbh.
- 1777. — Von einem in der Orangerie an einem Lorbeerbaum gewachsenen Schwamme. — Beschäft. d. berlin. Ges. natürl. Freunde III 344—355 c. icon.
- 1779. — Observations sur une explosion particulière qu'on remarque dans quelques espèces de clavaires et de Lycoperdon. — Journal de Physique. vol. 14 467—473 (non vidit).
- 1781. — Beschouwing der Knodspaddestoelen en der Bovisten. — Genees. Natuur — en huishoud — kundige Jaarboeken. 5. Deel 85—94 (non vidit).
- 1782. — Von einem Kristallschwämmchen. — Kleine Schriften aus der Naturhistorie, herausgegeben von J. A. E. Goeze. vol. I 122—132 c. icon. Dessau.
- 1790. — Kort Efterretning om Svampe i Almindelighed. — Naturhistorie-Selskabets Skrivter. vol. I 176—210. Kbh.
- 1791. — Om Svampenes Tilblivelse af forraadnede Materier. Naturhistorie-Selskabets Skrivter. vol. I.

- Müller 86 a. P. E. Müller & W. Gyldenfeldt: Optegnelser om vort Skovbrug i 1886. — Tids. Skovbrug vol. 9.
- 86 b. P. E. Müller: Bemerkungen über die Mycorhiza der Buche. — Bot. Cent. vol. 26 c. icon.
- 88. — Optegnelser om vort Skovbrug i 1888. — Tids. Skovbrug. vol. 12.
- Møller 95. — Alfred Møller: *Protobasidiomycetes*. Jena.
- 04. — Ueber die Notwendigkeit und Möglichkeit wirksamer Bekämpfung des Kiefernbaumschwammes *Trametes pini*. — Z. Forst. & Jagd. 36 677—715.
- Møller 12. Hans Møller: Smaatæk af Bornholms Flora. — Bornholmske Samlinger 1912.
- Naumann 10. Arno Naumann: Einiges über Rhododendron-Schädlinge. — Jahresb. angew. Bot. 7 171—188.
- Neger 05. F. Neger: Exoasceae. — Kryptogamenflora der Mark Brandenburg. vol. 7 35—72. Leipzig.
- 05 b. — Erysiphaceae. — Kryptogamenflora der Mark Brandenburg. vol. 7 96—135. Leipzig.
- 06. — Ein Beitrag zur Pilzflora der Insel Bornholm. — Bot. Tids. vol. 27 361—370.
- P. N. 72. P. Nielsen: *Plantesygdomme*. — Ug. Ld. 4. R. Bd. 5 44—45.
- 73 a. — Nogle for Landmanden farlige Plantesygdomme. — Dansk Landbotidende. Bd. 8 p. 81, 97, 129, 353, 439.
- 73 b. — Dyrkningsforsøg med Hvedebrand eller Stenbrand. — Ug. Ld. 4. R. Bd. 5 73—84.
- 73 c. — Om Saahvedens Beisning. — Ug. Ld. Bd. II 231—238.
- 74 a. — Nogle for Landmanden farlige Plantesygdomme. — Dansk Landbotidende. Bd. 9 p. 257, 289, 337, 367.
- 74 b. — Om Rusten paa Kornarterne og Berberisfejden. — Ug. Ld. Bd. II p. 161, 183, 239, 343, 361, 375.
- 74 c. — Om Rusten paa Vintersæden. — Ug. Ld. Bd. II 493—494.
- 75 a. — Om Læskningens Indvirkning paa Hvedens Spireevne og Vækst. — Ug. Ld. Bd. I 29—35, Bd. II 257—264.
- 75 b. — De for Landbruget farligste Rustarter og Midlerne mod dem. — Ug. Ld. Bd. I p. 487, 515, 549, 567.
- 76 a. — Hvorledes kan Landmanden paa bedste Maade modarbejde de af Snyltesvampe foraarsagede Sygdomme hos Sædarterne. — Ug. Ld. Bd. II 146—160.
- 76 b. — Forplantning af Kornets Støvbrand og Bejsning som Middel mod samme. — Ug. Ld. Bd. II 267—274.
- 76 c. — Kartoffelsygdommen. — Ug. Ld. 5. R. Bd. I p. 111—120 & 156—162.
- 77 a. — Bemærkninger om nogle Rustarter, navnlig om en genetisk Forbindelse mellem *Aecidium Tussilaginis* P. og *Puccinia Poarum* n. sp. — Bot. Tids. vol. 10 26—42.
- 77 b. — Om Brand- og Rustsvampe samt Midlerne til at forebygge deres Angreb paa Kornarterne. Fakse. 64 pag.

- P. N. 77 c. P. Nielsen: Sydvestsjællands Vegetation. — Bot. Tids. vol. 9 ^{326—327}.
 — 78. — Vore Græsmarker. — Tids. Landøk. 4. R. Bd. 12 ^{620—665}.
 — 79. — Læskning af Havre og Byg mod Angreb af Støvbrand. — Ug. Ld. B. I ^{326—333}.
- Niessl 76. G. von Niessl: Notizen über neue und kritische Pyrenomyceten. — Verh. naturforsch. Ver. Brünn. XIV.
- Noack 05. Fritz Noack: Helminthosporium gramineum Rbh. und Pleospora trichostoma Wt. — Z. Pf. vol. 15 ^{193—205} c. tab.
- Norton 02. J. B. S. Norton: Sclerotinia fructigena. — Transact. St. Louis Acad. Sci. 12 ^{91—97}.
- Nylander 66. W. Nylander: Addenda nova ad Lichenographiam europaeam continuatio altera. — Flora 1866 ^{370—374}.
- Olsen 1791. Abraham Olsen: Tilforladelig Underretning, hvorledes man paa bedste Maade skal behandle Hveden førend den saaes, at den skal blive fri for den skadelige Brand. Kbh.
- Olufsen 1802. Christian Olufsen: Om de til Hækker tjenligste Træer og Buske. — Oekonomiske Annaler 4. Bd. Hefte 2 ^{206—238}. Kbh.
- Oppermann L. V. Oppermann: Kastningsspørgsmaalet. — Ug. Ld. 5. R. Bd. 75. ^{5 411—420}.
 — 79. — Rust og Brand som Sygdomsaarsag. — Ug. Ld. 5. R. Bd. 6 ²⁰⁵.
- Osterwalder A. Osterwalder: Ueber eine neue auf kranken Himbeerenwurzeln 11. vorkommende Nectria und die dazu gehörige Fusarium-Generation. — Ber. D. B. Ges. Bd. 29 ^{611—622}.
- Ouds 73. C. A. J. A. Oudemans: Aanwinsten voor de Flora Mycologica van Nederland. — Nederlandsch Kruidkundig Archief. Serie II ^{312—318} c. icon.
 — 92. — Révision des champignons tant supérieurs qu'inférieurs trouvés jusqu'à ce jour dans les Pays-Bas. I. — Verh. Wet. 1892.
 — 97 a. — Do. do. II. — Do. 1897.
 — 97 b. — Observations mycologiques. — Verh. Wet. 26.
 — 98. — Beiträge zur Pilzflora der Niederlande. — Hedwigia 37. p. 175—188 & 313—320 (20. July 1898).
- Palm 10. Bjørn Palm: Nya Bidrag till Stockholmstraktens Svampflora. — Sv. Bot. Tid. vol. 4 p. (1)—(8).
- Paulli 1761. Johan Paulli: Dansk oekonomisk Urtebog, hvori endeel vilde Væxter og Urter beskrives og deres Nytte vises. 510 pag. Kbh.
- Paulli 1648. Simon Paulli: Dansk Urtebog. Kbh.
- Paulsen 98. Ove Paulsen: Om Vegetationen paa Anholt. — Bot. Tids. vol. 21 ²⁸².
- Peck 95. Charles Horton Peck: New species of fungi. — Bull. Torrey Botanical Club. 22 ^{198, 485}.
- Chr. Peder- Chr. Pedersen: Kræftsygdomme hos Æbletræer. — Tidsskrift for sen 77. Havevæsen. Bd. 13 ⁶.

THIS PAGE IS LOCKED TO FREE MEMBERS
Purchase full membership to immediately unlock this page



Never be without a book!

Forgotten Books Full Membership gives universal access to 797,885 books from our apps and website, across all your devices: tablet, phone, e-reader, laptop and desktop computer

A library in your pocket for \$8.99/month

Continue

*Fair usage policy applies

- Raunkiær 88. C. Raunkiær: *Myxomycetes Daniae*. — *Bot. Tids.* 17 20—110 c. tab.
- 93. — *Et Par nye Snyltesvampe*. — *Bot. Tids.* 18 108—111.
- F. K. R. 01. F. Kølpin Ravn: *Nogle Helminthosporium-Arter og de af dem fremkaldte Sygdomme hos Byg og Havre*. — *Dissertation and in Bot. Tids.* 23 101—321 c. icon. *Abbreviated translation in Z. Pf.* 11 1—26.
- 01 b. — *Saatidens Indflydelse paa Forekomsten af Støvbrand hos Havre*. — *Tids. Planteavl.* vol. 7 142—148.
- 03. — *Hussvampen og dens Forebyggelse*. *Architekten.* Kbh.
- 04 a. — *Skurv hos Æble- og Pæretræer*. — *Haven.* vol. 4 75—79.
- 04 b. — *Plantepatologisk Forsøgsarbejde og det. Opgaver*. — *Tids. Planteavl.* vol. 11 376—394, see also *Ug. Ld.* vol. 49 165—167.
- 05. — *Kaalbroksvampen og dens Betydning for Havebruget*. — *G. T.* vol. 21 109—113.
- 05 b. — *Smittekilder og Smitteveje for Plantesygdomme*. — *Tids. Planteavl.* vol. 12 88—107.
- 06 a. — *Plantesygdomme paa nogle af Øerne i Kattegat*. — *Tids. Planteavl.* vol. 13 116—124.
- 06 b. — *Knopormsvamp*. — *Dansk Landbrug.* vol. 2 111—112. Aarhus.
- 07 a. — *Oversigt over Landbrugsplanternes Sygdomme i 1906*. — *Tids. Planteavl.* vol. 14 295—310.
- 07 b. — *Stikkelsbærdræberen*. — *Haven.* vol. 7 183.
- 08. — *Jordbundens Betydning for Plantesygdommenes Optræden*. — *Ber. om den 3. nordiske Landbrugskongres i Chria.* 1907. *Chria.* 1908.
- 09. — *25 Aars Iagttagelser over Sygdomme hos Landbrugsplanterne*. — *Tids. Planteavl.* vol. 16 738—758.
- 10 a. — *Forsøg med Anvendelse af Bordeauxvædske som Middel mod Kartoffelskimmel*. — *Tids. Planteavl.* vol. 17 271—292.
- 10 b. — *Roeforraadnelsen i Vinteren 1908—09*. — *Tids. Planteavl.* vol. 17 143—162 c. icon.
- 11 a. — *Foranstaltninger til Bekæmpelse af Plantesygdomme i Nordamerika*. — *Tids. Planteavl.* vol. 18 427—444.
- 11 b. — *Et Infektionsforsøg med Kaalbroksvamp*. — *Biologiske Arbejder tilegnede Eug. Warming den 3. Nov. 1911*, p. 167—174.
- 12. — *Forsøg med Midler mod Rugens Stængelbrand*. — *Tids. Planteavl.* vol. 19 214—228.
- April 06—July 07. — *Maanedlige Oversigter over Sygdomme hos Landbruggets Kulturplanter*. Kbh. 1906—07.
- Reade 08. J. M. Reade: *Preliminary notes on some species of Sclerotinia*. — *Annal. Myc.* vol. 6 109—115.
- Reess 87. Max Reess & Carl Tisch: *Untersuchungen über Bau und Lebensgeschichte der Hirschtrüffel*. — *Bibliotheca Botanica.* vol. 7. Cassel 1887.

- Rehm III. Hans Rehm: Hysteriaceen und Discomyceten. — Rabenhorst' Kryptogamenflora. Bd. I. Abt. III. Leipzig. 1896.
- 07. — Ascomycetes novi I. — Annal. Myc. vol. 5 ⁵¹⁶—⁵⁴⁶.
- 07 b. — Ascomycetes exs. fasc. 40. — Annal. Myc. vol. 5 ⁴⁶⁵—⁴⁷³.
- 11 a. — Do. do. 47. — Do. vol. 9 ¹—⁷.
- 11 b. — Zum Studium der Pyrenomyceten Deutschlands, Deutsch-Österreichs und der Schweiz — Annal. Myc. vol. 9 ⁹⁴—¹¹¹.
- Remmer 18. Niels Remmer: Hvedens Kalkning for at forekomme Brand. — Landoeconomiske Tidender. Bd. 8 ¹³²—¹³³. Januar 1818.
- Reuter 06. Enzio Reuter: Mycologiska notiser. — Medd. Soc. Fauna & Flora Fennic. vol. 33 ⁶—⁸.
- Richards 96. Herbert Maule Richards: Notes on cultures of Exobasidium Andromedae and Vaccinii. — Bot. Gazette. vol. 21.
- Riehm 11. Riehm: Über den Zusammenhang zwischen Rhizoctonia solani Kühn und Hypochnus solani Prill. & Delacr. — Mitt. Kais. Biol. vol. 11 ²³. Berlin.
- Rogers 11. Stanley S. Rogers: The late blight of celery. University of California publications. — Bull. no 208. Berkeley. January 1911.
- Rom. 92. Lars Romell: Några ord om Sphaeria astroidea, eutypa etc. — Botaniske Notiser. 1892. ¹⁷⁰—¹⁷⁸.
- 09. — Some fungi growing both on coniferous and deciduous trees. — Mycologia. vol. 1 ²⁶⁵—²⁶⁸.
- 11. — Hymenomyces of Lappland I. — Arkiv för Botanik. vol. 11. no 3. Stockholm ^{10/12} 1911.
- Rosenvinge 86. L. Kolderup Rosenvinge: Om Cellekjærnerne hos Hymenomyceterne. — Bot. Tids. vol. 15 ²¹⁰—²²⁸ c. tab. Translated into French: Sur les noyaux des Hyménomycètes. — Annal. des Sciences naturelles ser. 7 Botanique. tom. III ⁷⁶—⁹⁴.
- 06. — Mykologiske Smaating. — Bot. Tids. vol. 27, pag. XXXIII.
- R 66. E. Rostrup: Dyrkningsforsøg med Sclerotier. — Bot. Tids. vol. 1 ¹⁹⁹—²²⁴ c. tab.
- 69. — Blomsterløse Planter. Kbh. April 1869.
- 70 a. — Færøernes Flora. — Bot. Tids. vol. 5 p. 5—109.
- b. — Om Sygdomme hos de paa Marken dyrkede Planter. Landmands-Blade 1870.
- 71 a. — Om Sygdomme hos de paa Marken dyrkede Planter, samt Midler til at forebygge samme. 58 fig. in the text. p. 1—94. Kbh.
- b. — Om Sygdomme hos de i Kjældere og Kuler opbeva- rede Kartoffler. — Landmands-Blade 1871 ^{17/3}, pag. 161—165.

- R 74 a. E. Rostrup: Om et ejendommeligt Generationsforhold hos *Puccinia suaveolens* (Pers). (Foredrag paa det 11. skandinaviske Naturforsker møde i København 1873 ⁵/₇). — Forhandlingerne ved det 11. skandinaviske Naturforsker møde. København 1874, p. 338—350.
- b. — Om en genetisk Forbindelse imellem *Puccinia Molinia* Tul. og *Aecidium Orchidearum* Desm. — Bot. Tids. vol. 8 ¹⁰—¹³. Translated: Sur une relation génétique entre la *Puccinia Molinia* Tul. et l'*Aecidium Orchidearum* Desm. — Bot. Tids. vol. 8 ²³⁷—²³⁹.
- En Rustsvamps Vandringer. Tids. pop. Nat. V. R. 1. Bd., p. 481—482.
- d. — Brief nach de Bary über *Cronartium Ribicola*. — Bot. Zeit. 1874, p. 79—80.
- 75. — Om blomsterløse Planter Indflydelse paa gængse Meninger og Skikke. — Programmet for Skaarup Seminarium i Undervisningsaaret 1874—75, p. 3—23.
- 76 a. — Svamp i Bygninger. — Landmands-Blade 1876, p. 72—74.
- b. — F. J. C. Jensen: Dansk Havebrug. 5. Oplag. Kbh. 1876.
- 77 a. — *Agaricus pantherinus*. — Hospitalstidende. 2. R. IV, p. 13. (See also Schmidt: Jahrbücher 1877 Bd. 176, p. 221 & Just: Jahrbücher 1877, p. 95).
- b. — Om de paa vore træagtige Planter, dog fortrinsvis paa Skovtræerne, optrædende Uredineer eller Rustsvampe. — Tids. Skovbrug II, p. 111—180 c. icon.
- 78. — Runkelroerusten, *Uromyces Betae*. — Nationaltidende 17. Oktob. 1878 no 890.
- 79 a. — Beretning om en i nogle af de nordsjællandske Statskove paa Finantsministeriets Foranstaltning i 1878 foretagen Rejse for at undersøge den Skade, som er anrettet i Naaleskovene af *Agaricus melleus*. 15 pag. Kbh.
- b. Sygdomme hos Skovtræerne, foraarsagede af ikke rustagtige Snyltesvampe. I. Naaletræer. — Tids. Skovbrug. vol. 4 ¹—⁸⁶ c. icon.
- Om Sneskimmel. — Nationaltidendes Landbrugstidende ²⁷/₃ 1879 & Ug. Ld. 1879 Bd. I ³⁶⁰—³⁶¹.
- d. En sydfynsk Aa. — Aarsberetning fra Skaarup Seminarium 1879 ⁴—³⁰.
- 80 a. Sygdomme hos Skovtræerne, foraarsagede af ikke rustagtige Snyltesvampe. II. Løvtræer. — Tids. Skovbrug. vol. 4 ¹¹³—²⁰⁶.
- b. Honningsvampen. *Agaricus melleus*. Tids. pop. Nat. vol. 27 ³⁷⁶—³⁸⁹.
- Støvbrand i Bygget. — Ug. Ld. 15. Juli 1880, p. 65—66.

THIS PAGE IS LOCKED TO FREE MEMBERS

Purchase full membership to immediately unlock this page

Know Your Bible

Forgotten Books' Full Membership provides unlimited access to more than 28,000 volumes of Christian literature for \$8.99/month

**HOLY
BIBLE**

Continue

*Fair use policy applies

- R 84 f. E. Rostrup: Om svartsot å vårsåd. — Tidning för Stockholms Läns Hushållningssällskap. Maj 1884, p. 75–80.
- g. — Exkursion til Ruderhegn. — Meddelelser fra Bot. Forening no 4. Februar 1884, p. 77–78.
- h. — Bederust. — Ug. Ld. 26. Juni 1884, p. 318–319.
- i. — Rosens Sygdomme. — Nationaltidende. ⁵/₇ 1884.
- j. — Underjordiske Svampe i Danmark. — Meddelelser fra Bot. Forening. I. no 5, p. 102–106.
- k. — Om Frugttræernes Sygdomme. — Nationaltidende 5. Nov. 1884 & Den danske Jordbruger no 7–8 1884.
- 85 a. — Om nogle af Snyltesvampe foraarsagede Misdannelser hos Blomsterplanter. — Bot. Tids. vol. 14 ²³⁰–²⁴³. Avec résumé français pag. 21–26. See also: Roumeguère: Revue mycologique 1886, p. 94–98.
- b. Islands Svampe. — Bot. Tid. vol. 14 ²¹⁸–²³⁹.
- c. — Exkursion til Lolland. — Meddelelser fra den bot. Forening, no 6, p. 123–127.
- d. — Efteraarsexkursionen 1884. — Meddelelser fra den bot. Forening, no 6, p. 127–128.
- Kaalrødder med Knolddannelser, foraarsagede af Plasmodiophora Brassicae. — Meddelelser fra den bot. For. No 7, p. 149–151.
- f. — Mykologiske Meddelelser. — Meddelelser fra den bot. For. no 7, p. 154–156.
- g. — Studier i Chr. Fr. Schumacher's efterladte Svampesamlinger. — Ov. Vid. 1884, p. 1–17, avec résumé français, p. I–V.
- h. — Oversigt over de i 1884 indløbne Forespørgsler angaaende Sygdomme hos Kulturplanterne. — Tidsskrift for Landøkonomi, p. 278–296.
- i. Kræft hos Frugttræerne. — Frøavlertidende ²⁴/₆ 1885, p. 154.
- Mere Berberis og Rust. — Landmands-Blade ⁴/₇ 1885, p. 415–418.
- k. Blommepunge. — Nationaltidende ⁷/₇ 1885.
- m. Besvarelser paa Forespørgsler angaaende Plasmodiophora Brassicae. — Medlemsblad for Foreningen for Udførsel af Havesager ²¹/₁₀ 1885 & Nationaltidende ¹⁷/₁₁ 1885.
- Forsøg med Rødkløver fra forskellige Avlssteder. Om Landbrugets Kulturplanter no 5, p. 59–80.
- Beretninger om Undersøgelser, foretagne i 1884–85 ifølge Finantsministeriets Foranstaltning, angaaende Snyltesvampeangreb paa Naaletræer, særligt de forskellige Fyrrearter, paa alle Statsskovdistrikterne i Jylland. Kbh. 20 pag.

- R 86 a. E. Rostrup: En Sygdom hos Pære-Vildlinger. — G. T. ^{12/1} 86, p. 1—3.
- b. — Vermicularia religiosa Thüm. — Nationaltidende ^{2/3} 1886.
- c. — Om Midler til at undgaa Brand i Byg. — Ug. Ld. ^{1/4} 1886, p. 157—159.
- d. — Oversigt over de i 1885 indløbne Forespørgsler angaaende Sygdomme hos Kulturplanter. — Tidsskrift for Landøkonomi. R. 5. Bd. 5, p. 308—320.
- Svampesygdomme hos Markplanter. — Ugeskrift udgivet af Aalborg Amts Landboforening. ^{30/4} 1886, p. 165—168.
- f. — Kimsommel (*Pythium de Baryanum*). — Nationaltidende ^{1/6} 1886 & Vort Havebrug ^{2/6} 1886, p. 160—164.
- g. — Plantesygdomme hos Pæretæet. — G. T. ^{28/7} 86, p. 119—120.
- h. — Sygdomme hos Blommer, Stikkelsbær og Laurbærtræer. — G. T. no 18, p. 142—144.
- Tomatsygdom (*Macrosporium Tomato*). — G. T. no 22, p. 167—168.
- j. — Drueskimmel. — G. T. no 23, p. 175—176.
- k. — Undersøgelser angaaende Svampeslægten *Rhizoctonia*. — 2 Tab. color. Ov. Vid. 1886, p. 59—77. Resumé français p. IX—XIV. See also Revue mycol. Jan. 1887 6—9.
- l. — Naalefald hos Fyr. — Tids. Skovbrug. vol. 9 ^{241—245}.
- m. — Svampe fra Finmarken. — Bot. Tids. vol. 15 ^{229—236}. See also Bot. Cent. vol. 32 no 48.
- n. — Pæretæets Gitterrust (*Gymnosporangium sabinae*). — Vort Havebrug ^{17/11} 1886, p. 367—368 & Nationaltidende ^{16/11} 1886.
- 87 a. — Forebyggelsesmidler mod Svampeangreb i Skovene. — Forhandlinger ved Lolland-Falsters Forstmandsforenings Møde ^{9/3} 1887, p. 5—15.
- b. — Oversigt over de i 1886 indløbne Forespørgsler angaaende Sygdomme hos Kulturplanter. — Tidsskrift for Landøkonomi. R. 5. Bd. 6, p. 463—478.
- Insektangreb og Svampeødelæggelser. — Tids. Skovbrug. vol. 9 ^{342—346}.
- d. — *Thelephora laciniata* paa Fyr. — G. T. vol. 3, p. 91—92.
- e. — *Sphaerella Fragariae*. — Do. p. 131—132.
- f. — *Peronospora Schleideniana*. — Do. p. 132.
- g. — *Sphaerotheca pannosa* paa Fersken. — Nationaltidende ^{3/8} 1887.
- h. — Spiselige og giftige Svampe. — Nationaltidende ^{3/9} 1887 og i Vort Havebrug 321—323.
- Bidrag til Islands Flora. Bot. Tids. vol. 16 ^{168—186}.

- R 87 j. E. Rostrup: Beretning til Finantsministeriet om en til 1ste Frederiksberg Distrikt i Oktob. 1887 foretagen Rejse for at undersøge Angreb af Snyltesvampe paa Naaletræerne.
- k. — Forebyggelsesmidler mod Svampeangreb hos Kulturplanterne. — Ug. Ld. 6. R. Bd. 13 ¹⁶¹—¹⁶³.
- 88 a. — Oversigt over de i 1887 indløbne Forespørgsler angaaende Sygdomme hos Kulturplanterne. — Tidsskrift f. Landøkonomi. 5. R. 7. Bd., p. 380—393.
- b. — Fungi groenlandiae. — Meddelelser om Grønland. III. p. 517—590.
- Mykologiske Meddelelser. — Meddelelser fra den bot. Forening. Bd. II. no 4, p. 84—93.
- d. — Katalog over en plantepatologisk Samling, udstillet i København 1888.
- Forsøg som allerede ere udførte eller som burde anstilles for at faa Klarhed over Plantesygdommenes Aarsag og for at finde Midler til at forebygge dem. — Den nordiske Landbrugskongres i Kjøbenhavn 1888, p. 174—186.
- Snyltesvampe. — Statistiske Oplysninger om Statskovene i Danmark, p. 27—31.
- g. — Nye Undersøgelser og Forsøg over Kornsorternes Brand. — Ug. Ld. vol. 33 ⁶⁵—⁷⁶.
- h. — Svamp paa Hveden. — Ug. Ld. vol. 33 ⁷⁰ (^{10/8} 88).
- i. — En Svampesygdom paa Fersken. *Helminthosporium carpophilum*. — G. T. vol. 4 ³⁵—³⁶ c. icon.
- j. — *Heterosporium echinulatum* paa Havenelliker. — G. T. vol. 4 ⁵²—⁵⁴ c. icon.
- k. — Beretning til Finantsministeriet om en til Bornholms Skovdistrikt i September 1888 foretagen Rejse. 8 pag.
- Excursion til Boserup. — Meddelelser fra Bot. Forening. II. p. 43.
- m. — Sygdomme hos Pæretret. — H. C. Bredsted: Haandbog i Dansk Pomologi. Bd. I, p. 19—23.
- n. — F. J. C. Jensen: Dansk Havebog. 6. Oplag ved E. Rostrup.
- 89 a. — De farligste Snyltesvampe i Danmarks Skove. 8 tab. colorat. 31 pag. 4to.
- b. — De første 50 værtskiftende Rustsvampe. — Vid. Medd. fra den naturh. Forening, p. 238—252.
- Troldsmørsvampen. *Aethalium septicum*. G. T. vol. 5 ⁸⁷—⁸⁸ (^{8/5} 1889).
- d. — *Ustilago bromivora* paa Hejre. — Landmandsblade 1889, p. 497.
- *Puccinia graminis* paa Havre i Vendsyssel. — Landmandsblade 1889, p. 595 & Medlemsblad for Landboforeningen »Vendsyssel«.

THIS PAGE IS LOCKED TO FREE MEMBERS
Purchase full membership to immediately unlock this page



Never be without a book!

Forgotten Books Full Membership gives universal access to 797,885 books from our apps and website, across all your devices: tablet, phone, e-reader, laptop and desktop computer

A library in your pocket for \$8.99/month

Continue

*Fair usage policy applies

- R 91 f. E. Rostrup: *Plantesygdomme hos Aucuba & Espalier-Frugttræer.*
— G. T. vol. 7⁹⁰.
- g. — *Taphrina deformans & Aecidium Grossulariae.* —
G. T. vol. 7 no 26.
- h. — *Oversigt over de i 1890 indløbne Forespørgsler.* —
Tidsskrift for Landøkonomi. vol. 10^{498–514}.
- *Ekursionen til Kjøge.* — *Medd. fra den bot. For.*
II. p. 191.
- j. — *Ekursionen til Ruderhegn* ^{28/9} 1890. — *Do.* II. p. 198.
- k. — *Destruction des cryptogames nuisibles.* 6 p. — *Rap-*
port de M. E. Rostrup à Congres international d'agri-
culture à la Haye en 1891. in extenso in Roume-
guère: *Revue mycolog.* Jan. 1892. p. 29–33.
- *Ascomyceter fra Dovre.* — *Chria. Vid. Selsk. For-*
handlinger 1891. p. 1–14.
- m. — *Uromyces Betae.* — *Vort Landbrug,* p. 774–775.
- n. — *Svampene (Fungi).* — in *Warming's systematiske Bo-*
tanik, p. 79–164.
- 92 a. — *Tillæg til Grønlands Svampe.* — *Meddelelser om*
Grønland. III. p. 593–643.
- b. — *Oversigt over de i 1891 indløbne Forespørgsler.* —
Tidsskrift for Landøkonomi. Bd. 11, p. 326–337. *Ref.*
in Bot. Centralbl. 14. Jahrg. no 5, p. 152.
- *Hvad kan der fra Lovgivningens Side udrettes mod*
Plantesygdomme. — *Tidsskrift for Landøkonomi.* Bd.
11, p. 469–475.
- d. — *Knoldforraadelse hos Kartoffler.* — *Aarsberetning*
om det kgl. danske Landhusholdningsselskabs Virk-
somhed 1891–92, p. 70.
- e. — *Urocystis occulta.* — *Ug. Ld.* vol. 37¹⁶ c. tab. color.
- f. — *Brand i Hvede, Byg og Havre.* — *Ug. Ld.* vol. 37⁴⁵
c. tab. color.
- g. *Mykologiske Meddelelser fra Aarene 1889–1891.* —
Bot. Tids. vol. 18^{65–78} (^{12/9} 92). *Ref. i Bot. Zen-*
tralbl. Beihefte. 1893, p. 1.
- h. *Ekursion til Sorø.* — *Medd. fra den bot. For.* Juli
1892. p. II.
- i. — *Ekursion til Frederiksdal.* — *Do. do.* p. VI.
- j. *Plantesygdomme i Haverne i 1890–1891.* — G. T.
vol. 8 p. 49–52, 57–60, 65–67 c. icon.
- k. *Peridermium Wolffii.* — G. T. vol. 8, p. 101–102.
- l. *Chloridium polysporum paa Agurker.* — *Do.* p. 112.
- m. — *Nectria ditissima paa Pærekviste.* — *Do.* p. 195.
Annoncetillæget.
Macrosporium sarcinulae paa Melon. — *Do.* p. 217.
Taphrina deformans paa Nectariner. — *Do.* p. 231.
Peronospora Cytisi n. sp. — *Z. Pf.* vol. 2^{1–2} c. icon.

- R 92 q. E. Rostrup: Rosers Behandling med Bordeauxvædske. — Nationaltidende. ¹⁰/₆ 1892.
- Skimmel, Meldug og Rust paa Roser. — Dansk Havebrugs-Tidende no 10 ¹⁵/₁₀ 1892 p. 80.
- Snyltesvampenes Forhold til indbyrdes nærstaaende Værtplanter. — Forhandlinger ved de skandinaviske Naturforskeres 14. Møde i København 4.—9. Juli 1892. p. 457.
- † — Sygdomme hos Æbletræet. — Bredsted: Haandbog i Dansk Pomologi. Bd. II, p. XXXIII—XXXVII.
- u. — Floritisk Skitse af Rørvig-Egnen. — Bot. Tid. vol. 18, p. XXIV—XXV.
- Misdannelser hos Planterne. — Naturen & Mennesket vol. VII ²⁹⁰, vol. VIII ⁷³ & ¹⁷⁶.
- 93 a. — Angreb af Snyltesvampe paa Skovtræer i 1891—1892. Tids. Skovvæsen. vol. 5 B ⁹⁷—¹¹⁷.
- b. — De i Danmark paa Leddyr optrædende Snyltesvampe. Vid. Medd. fra den naturhist. For. i København 1893, p. 78—95. 1 fig.
- Oversigt over de i 1892 hos Markens Avlsplanter optraadte Sygdomme. — Tidsskrift for Landøkonomi. V R. Bd. 12, p. 625—644.
- d. — Sygdomme hos Landbrugsplanter. 37 fig. 170 p. 8 ⁰.
- e. — Exkursion til Skjelskør. — Medd. fra den bot. For. p. XXXV—XXXVI.
- f. — Exkursion til Lillerød. — Do. p. XXXVI—XXXVII.
- g. — Beretning til Finansministeriet om en Rejse til Ods-herred Skovdistrikt i Oktober 1893. 5 p. 4 ⁰.
- h. — Botrytis acinorum paa Druer. — G. T. vol. 9 ⁷⁹.
- i. — Monilia fructigena paa Æblegrene. — Do. vol. 9, p. 112.
- j. — Septoria paa Selleri. — Do. p. 180.
- k. — Scolicotrichum melophtorum, Cystopus candidus, Fumago Camelliae, Phoma & Fumago vagans. — G. T. p. 189—191.
- l. — Scleroderma vulgare. — Do. p. 88.
- m. — Ustilago bromivora. — Landmands-Blade no 49, p. 831.
- n. — Rhizoctonia paa Gulerod. — Frøtidende. Aarg. V. ¹⁵/₁₂ 1893. p. 21.
- Sygdomme hos Stenfrugttræerne. — Bredsted: Haandbog i Dansk Pomologi. vol. 3 ¹⁴—²¹.
- 94 a. — Oversigt over Landbrugsplanternes Sygdomme i 1893. Tids. Planteavl 1894 no 10.
- b. — Phoma sanguinolenta. — Z. Pf. vol. 4 ¹⁹⁵—¹⁹⁶ c. icon.
- c. — Phoma Angriff bei Wurzelgewächsen. — Z. Pf. vol. 4 ³²²—³²³.

- R 94 d. E. Rostrup: Øst-Grønlands Svampe. — Meddelelser om Grønland. XVIII. 40 pag.
- Landbrugsplanternes Fjender af Plante- og Dyre-
riget. — Landmandsbogen. Bd. I, p. 572—619. 1 tab.
colorat & 3 fig.
- Mykologiske Meddelelser. IV. — Bot. Tids. Bd. 19,
p. 36—47, avec résumé français p. 48—51. Kbh. April
1894.
- g. — *Rhizoctonia violacea*. — G. T. 1894, p. 59.
- h. — *Peronospora sparsa*. — Do. p. 70.
- i. — *Phytophthora infestans*. — Do. p. 71.
- j. — En Sygdom paa Levkøjplanter. — Do. p. 86.
- k. — En ny Aspargessygdom. — Do. p. 101.
- l. — Et Par Sygdomme hos Æbletræer. — Do. p. 164.
- 95 a. — Mykologiske Meddelelser. V. — Bot. Tid. vol. 19^{201—214}.
Résumé français p. 215—218.
- b. — Forskellige Kemikaliers Anvendelse mod Sygdomme
hos Haveplanter. — G. T. p. 70—71, 76—78, 83—85.
- c. — *Fusarium blasticola*. — Do. p. 122—123.
- d. — *Heterosporium gracile*. — Do. p. 132.
- e. — Sygdomme hos Hvidtjørn. — Do. p. 187.
- f. — Sygdomme hos Selleri, Pære, Æble, Ribs, Elm, Pop-
pel, Havre. — Do. p. 188.
- g. — Sygdom paa *Camellia*-Blade. — Do. ⁴/₄ 95. Annonce-
tillæget.
- h. — *Monilia fructigena* paa Kirsebærgrene. — ¹³/₆ 95.
Annoncetill.
- i. — *Puccinia Rubigo* paa Rug. — Do. ⁴/₇ 95. Annoncetill.
- j. — Ekursion til Lyngby. — Bot. Tids. vol. 19, p. XVI—
XVII.
- k. — Ekursion til Køge. — Do. vol. 19, p. LIII—LIV.
- l. — Extra-Ekursionen ¹⁹/₅ 1895. — Do. vol. 20, p. IV.
- m. — Ekursion til Frederiksdal. — Do. vol. 20, p. IX.
- n. — Oversigt over Landbrugsplanternes Sygdomme. —
Tids. Planteavl 1895. II. p. 40—71.
- 96 a. — *Phoma sanguinolenta*. 1 fig. — G. T. vol. 10, p. 45—47.
- b. — *Leptosphaeria vagabunda*. — Do. do. p. 80.
- c. — *Peronospora sparsa*. — Do. do. p. 90.
- d. — *Coryneum Beyerinckii*. — Do. do. p. 103.
- e. — *Fumago vagans*. — Do. do. p. 184—185.
- f. — *Gloeosporium orbiculare*. — Do. do. p. 193.
- g. — *Botrytis cinerea*. — Do. do. ²⁶/₃. Annonceafdelingen.
- h. — *Trametes radiciperda* paa Hvidtjørn. — Do. do. ⁹/₇.
Annonceafd.
- *Septoria brachyspora* paa *Ficus elastica*. — Do. do.
¹⁰/₉. Annonceafd.
- *Phoma* paa *Vitis*. — Do. do. ²⁴/₉. Annonceafd.

THIS PAGE IS LOCKED TO FREE MEMBERS

Purchase full membership to immediately unlock this page

Know Your Bible

Forgotten Books' Full Membership provides unlimited access to more than 28,000 volumes of Christian literature for \$8.99/month

**HOLY
BIBLE**

Continue

*Fair use policy applies

- R 98 a. E. Rostrup & C. Weismann: Hussvampen. 1 Tab. kolor & 14 Textfig. 77 pag.
- b. E. Rostrup: Et nyt Værtskifte hos Uredineerne og Konidier hos *Thecaphora Convolvuli*. — *Ov. Vid.* p. 269—276.
 — Bekæmpelse af Snylttere paa Kulturplanterne. — *Be- retning om Fyens Stifts patriotiske Selskabs 12. Dele- geretmøde i Odense* ^{26/11} 1898, p. 103—107.
- d. — *Gloeosporium Tiliae*. — *G. T.* p. 154.
- e. — *Sclerotinia Fuckeliana* paa *Liliekonval*. — *Do.* p. 154.
- f. — *Coniosporium filicinum* paa *Pteris cretica*. — *Do.* p. 231.
- g. — *Peronospora sparsa* paa *Roser*. — *Do.* ^{28/4}. Annonce- tillæget.
- h. — *Sclerotinia Fuckeliana* paa *Rødgran*. — *Do.* ^{26/5}. Annoncetill.
 — *Sclerotinia Fuckeliana* paa *Pelargonier*. — *Do.* ^{2/6}. Annoncetill.
 — *Macrosporium melophthorum* paa *Melon*. — *Do.* ^{9/6}. Annoncetill.
- k. — *Aecidium Grossulariae* paa *Stikkelsbær*. — *Do.* ^{23/6}. Annoncetill.
 — *Sclerotinia Fuckeliana* paa *Begonia* & *Cladosporium* paa *Agurker*. — *Do.* ^{7/7}. Annoncetill.
- m. — *Morthiera* paa *Pæretræer*. — *Do.* ^{21/7}. Annoncetill.
- n. — *Rhizoctonia* paa *Kartofler*. — *Do.* ^{27/10}. Annoncetill.
- o. — *Fusicladium dendriticum* paa *Æbleblade*. — *Do.* ^{10/11}. Annoncetill.
- p. — *Peronospora parasitica* paa *Blomkaal*. — *Do.* ^{1/12}. Annoncetill.
- q. — *Danmarks Planteverden i Fortid og Nutid*. — *Den danske Stat. I. Frem.* p. 205—272.
- 99 a. — *Mykologiske Meddelelser. VIII.* — *Bot. Tids.* vol. 22 ^{254—276}. *Résumé français* p. 277—279.
- b. — *Ekursion til Lolland-Falster*. — *Medd. fra Bot. For.* vol. 22 p. IX—X.
 — *Oversigt over Landbrugsplanternes Sygdomme i 1897*. — *Tids. Planteavl.* vol. V, p. 113—137.
- d. — *Oversigt over Landbrugsplanternes Sygdomme i 1898*. — *Tids. Planteavl.* vol. VI, p. 38—56.
 — *Sortprik og Brunprik*. — *Landmands-Blade* ^{4/2} 99 no 5, p. 65—67.
 — *Bakteriesygdom hos Kaal og Turnips*. — *Ug. Ld.* ^{21/4} 99 ¹⁹⁷.
- g. — *Pyrenochaeta pubescens*. — *G. T.* p. 19—20 (^{19/1} 1899) c. icon.
- h. — *Plasmodiophora Brassicae*. — *Do.* p. 251.
- i. — *Gloeosporium orbiculare* paa *Melon*. — *Do.* ^{4/6}. Annoncetillæget.

- R 99 j. E. Rostrup: *Fusarium Brassicae* paa Grønkaal. — G. T. ²⁵/₅.
Annoncetillæget.
- k. — *Pestalozzia Hartigii* paa Bjærgfyr & Hvidgran. —
Do. ¹²/₁₀. Annoncetill.
- 00 a. — Oversigt over Landbrugsplanternes Sygdomme i 1899.
— Tids. Planteavl. vol. 7 ¹³—³².
- b. — Om Lovforanstaltninger mod Snyltesvampe og
Ukrudt. — Tids. Planteavl. vol. 7 ³³—⁴⁰.
— Den i Danmark udfoldede Virksomhed til Bekæmpelse af
Plantesygdomme i de sidste 50 Aar. Om Landbruget i Danmark. Translated into French:
L'agriculture en Danemark. Kbh. & Paris 1900.
- d. — Syge Tulipaner. — G. T. ¹⁵/₂. Annoncetillæget.
- e. — *Graphiola Phoenicis*. — Do. ¹⁰/₅. Do.
- f. — Syge Azalea. — Do. ¹⁰/₅. Do.
- g. — Syge Rhododendron. — Do. ¹⁷/₅. Do.
- h. — *Peronospora sparsa*. — Do. ⁸/₆. Do.
- i. — *Myxosporium* paa Æble og Meldug paa Fersken. —
Do. ²⁶/₇. Do.
— Syge Ribsbuske og *Gymnosporangium Sabinae*. —
Do. ²³/₈. Do.
- k. — *Verticillium* paa Aphider. Morthiera. Birkerust. —
Do. ⁶/₉. Do.
- l. — *Phoma* paa Druer. — Do. ¹⁵/₁₀. Do.
- m. — *Botrytis* paa *Primula*. — Do. ⁶/₁₂. Do.
- n. — *Pseudopeziza Trifolii* paa Lucerne. — Do. ²⁹/₁₂. Do.
- 01 a. — Oversigt over Landbrugsplanternes Sygdomme i 1900.
— Tids. Planteavl. vol. 8 ¹⁰⁹—¹²⁸.
- b. — Bedens Bakteriose. — Ug. Ld. ¹²/₇ 01 ²⁹⁸, also in
Landmandsblade ¹³/₇ p. 344 & ³/₈ p. 377, Landbo-
bladet ²/₈ p. 249, Nationaltidende ¹²/₇, Andelsbladet
no 24.
- c. — Syge Azaleagrene. — G. T. ³¹/₁ 01.
- d. — Syge Selleri og Jordbær. Do. ²⁵/₇.
- e. — *Cucurbitaria Ribis*. — Do. ²²/₈.
- f. — *Puccinia coronifera*. — Do. ²⁹/₈.
- g. — *Puccinia Ribis* & *Monilia* paa Agurker. — Do. ²⁶/₉.
- h. — *Cercospora Myrti*. — Do. ²⁷/₁₀.
- i. — *Puccinia Chrysanthemi*. — Do. ³¹/₁₀.
- j. — *Oidium Tuckeri*. — Do. ⁷/₁₁.
- k. — *Puccinia Asparagi*. — Do. ²¹/₁₁.
- l. — *Nectria cinnabarina* paa Valnød. — Do. ¹²/₁₂.
- m. — Sygdom hos forskellige Træer foraarsaget af *Myxo-*
sporium. — Tids. Skovvæsen. vol. 13 B ⁹²—⁹⁹.
- n. — Fungi from the Färöes. reprinted from the: Botany
of the Färöes, p. ³⁰⁴—³¹⁶.
- 02 a. — Plantepatologi. 640 pag. with 259 fig. 4 ⁰. March.

- R 02 b. E. Rostrup: *Plasmodiophora Brassicae*. — *Agrardagbladet*. 10/2 1902.
— c. — Oversigt over Landbrugsplanternes Sygdomme i 1901.
— Tids. Planteavl. vol. 9 115—134.
d. — Fungi. In *Flora of Koh Chang*. — *Bot. Tids.* vol. 24,
p. 205—213.
— Fungi. In Thorild Wulff: "Bot. Beobacht. am Spitz-
bergen". p. 1902. Lund.
f. — *Phragmidium Rosae* & *Puccinia Ribis*. — *National-*
tidende 27/7 1902.
g. — *Puccinia Asparagi*. — *G. T.* p. 131—132.
h. — *Sphaerella Abietis* paa Ædelgran. — *Do.* 27/3.
i. — *Sphaerotheca pannosa* paa Roser. — *Do.* 17/4.
j. — *Sclerotinia Fuckeliana* paa Løg. — *Do.* 8/5.
k. — *Peronospora sparsa*. — *Do.* 15/5.
l. — *Heterosporium Allii* paa Purløg. — *Do.* 29/5.
— m. — *Peronospora pulveracea*. — *Do.* 5/6.
n. — *Coryneum Beyerinckii* paa Fersken. — *Do.* 19/6.
o. — *Puccinia Pringsheimiana* paa Stikkelsbær. — *Do.* 26/6.
p. — *Fusarium aurantiacum* paa Melon. — *Do.* 3/7.
q. — *Myxosporium Mali* & *Gloeosporium nervisequum* &
Fusarium blasticola. — *Do.* 10/7.
r. — Rust paa Sellerier. — *Do.* 14/8.
— s. — *Macrosporium Solani*. — *Do.* 11/9.
t. — *Botryosphaeria Rosae*. — *Do.* 25/9.
u. — *Botrytis cinerea* paa Vindrue. — *Do.* 2/10.
v. — *Nectria cinnabarina* paa Navr. — *Do.* 16/10.
w. — Skurv paa Frugttræer. — *Haven* 1902, p. 170—171.
x. — Frugttræernes Kræftsygdomme. — *Do.* p. 15—19.
y. — *Plasmodiophora Brassicae*. — *Do.* p. 165.
z. — *Trametes radiciperda*. — *Do.* p. 211.
— æ. — *Fumago vagans*. — *Do.* p. 212.
— 03 a. — *Exkursion til Holbæk Plantage*. — *Bot. Tids.* vol.
25, p. VIII—IX.
b. — Islands Svampe. — *Bot. Tids.* vol. 25, p. 281—335.
c. — Sygdomme hos Landbrugsplanter foraarsagede af
Snyltesvampe. 2. Udgave. 184 pag. 57 fig.
d. — Oversigt over Landbrugsplanternes Sygdomme i 1902.
— *Tids. Planteavl.* vol. 10 361—379.
e. — *Discella carbonacea* paa Pil. — *G. T.* 5/2. *Annoncetill.*
f. — *Macrosporium Pelargonii*. — *Do.* 9/4. *Do.*
g. — *Peronospora pulveracea*. — *Do.* 11/6. *Do.*
h. — *Peronospora sparsa* paa Rosenkimplanter. — *Do.*
2/7. *Do.*
i. — *Graphiola Phoenicis*. — *Do.* 9/7. *Do.*
j. — *Botrytis* paa Vindrue. — *Do.* 30/7. *Do.*
k. — *Sphaerella Fragariae* & *Macrosporium melophthorum*.
— *Do.* 6/8. *Do.*

THIS PAGE IS LOCKED TO FREE MEMBERS
Purchase full membership to immediately unlock this page



Never be without a book!

Forgotten Books Full Membership gives universal access to 797,885 books from our apps and website, across all your devices: tablet, phone, e-reader, laptop and desktop computer

A library in your pocket for \$8.99/month

Continue

*Fair usage policy applies

- R 05 f. E. Rostrup: *Taphrina deformans*. — Haven, p. 145.
- g. — *Aecidium Grossulariae*. — Do. p. 170.
- h. — *Sphaerotheca pannosa*. — Do. p. 183.
- i. — *Phragmidium Rosae*. — Do. p. 215.
- j. — *Gloeosporium Lindemuthianum*. — Do. p. 238.
- k. — *Venturia pirina*. — Do. p. 251.
- l. — *Phyllosticta prunicola*. — Do. 288.
- n. — *Sclerotinia Galanthi*. — G. T. ²³/₃.
- o. — *Hypochnus basicola* paa Agurker. — Do. ⁴/₅.
- p. — *Peronospora parasitica*. — Do. ²⁸/₄.
- q. — *Septoria oleandrina* & *Botrytis Paeoniae*. — Do. ⁸/₆.
- r. — *Aecidium grossulariae*. — Do. ¹⁶/₆.
- s. — *Hypochnus solani* paa Tomat. — Do. ⁶/₇.
- t. — *Coniothyrium olivaceum* paa Stikkelsbær. — Do. ¹³/₇.
- u. — *Gloeosporium Palmarum*. — Do. ¹⁴/₁₂.
- v. — Tomatbakteriose. — Do. ²⁰/₇.
- w. — *Gloeosporium ampelophagum*. — Do. ²¹/₉ & ²¹/₁₀.
- x. — *Lophodermium Abietis*. — Do. ²⁸/₉.
- y. — *Macrosporium Pelargonii*. — Do. ¹⁹/₁₀.
- z. — *Fumago vagans* paa Vinblade. — Do. ²³/₁₁.
- 06 a. — Oversigt over Landbrugsplanternes Sygdomme i 1905.
— Tids. Planteavl. vol. 13 ⁷⁹–¹⁰⁵.
- b. — Stikkelsbærdræberen. — Haven. ¹⁵/₇, ¹/₆, ¹/₇ & ¹⁵/₁₁,
p. 268–270, & G. T. ¹⁹/₇, ⁴/₁₀, ⁹/₈, ²³/₈, ³⁰/₈, ¹⁸/₁₀ & ²⁵/₁₀.
— *Fumago vagans* & *Graphiola Phoenicis* i Norge. —
G. T. ¹⁸/₁.
- d. — *Sclerotinia Fuckeliana* paa Tulipan. — Do. ¹/₃.
- e. — *Myxomycet* paa Rosenblade. — Do. ⁸/₃.
- f. — *Peronospora parasitica*. — Do. ¹⁰/₅.
- g. — *Sphaerella Abietis* & *Myxosporium Mali*. — Do. ²⁸/₆.
- h. — *Monilia fructigena*. — G. T. ⁵/₇.
- i. — *Monilia cinerea* & *Myxosporium Mali*. — Do. ⁵/₇.
- j. — *Cytospora rubescens* paa Abrikos. — Do. ²⁶/₇ & ²/₈.
- k. — *Polyporus radiciperda* paa Hvidtjørn. — Do. ¹⁶/₈.
- l. — *Leptosphaeria vagabunda*. *Puccinia Ribis*. — Do. ²³/₈.
- m. — *Cronartium* paa *Ribes aureum*. — Do. ³⁰/₈.
- n. — *Cladosporium cucumerinum* & *Cystopus candidus*.
— Do. ³⁰/₈.
- o. — *Sphaerotheca pannosa* & *Phragmidium*. — Do. ²⁰/₉.
- p. — *Puccinia Chrysanthemi*. — Do. ²⁵/₁₀.
- q. — *Septoria Grossulariae*. — Do. ⁸/₁₁.
- r. — *Cronartium* paa Stikkelsbærblade. — Do. ²²/₁₁.
— *Nectria cinnabarina* paa Navr. — Do. ⁶/₁₂.
— Bakteriose hos *Begonia*. — Do. ¹³/₁₂.
— *Gymnosporangium Sabiniae*. — Haven ¹/₆.
— *Myxosporium Mali* & *Nectria ditissima*. — Do. ¹/₇.
— *Venturia pirina*. — Do. ¹/₇.

- R 06 x. E. Rostrup: *Microsphaera Grossulariae*. — Do. 15/7.
 — y. — *Fusarium tubercularioides* paa Hindbær. — Do. 1/8.
 — z. — *Uncinula necator* & *Macrophoma hederacea*. — Do. 1/9.
 — æ. — *Marasmius oreades*. — Do. 15/9.
 — ø. — *Graphiola Phoenicis*. — Do. 1/10.
 — aa. — *Botrytis cinerea*. — Do. 15/10.
 — bb. — Fungi collected by H. G. Simmons on the 2. Norwegian Polar-Expedition 1898—1902. — *Chria. Vidensk. Selskabet. Report of the second Norwegian arctic expedition in the Fram. no 9.*
 — cc. — Gammellose. — *Bot. Tids. vol. 27* 319—359.
 — dd. — Bornholms Svampe. — *Bot. Tids. vol. 27* 371—379.
 — 07. — Plants collected in Asia Media and Persia by Ove Paulsen. V. Fungi; determinavit E. Rostrup. — *Bot. Tids. vol. 28* 215—218.
- O. R. 97. Ove Rostrup: Die Sclerotienkrankheit der Erlen-Früchte. — *Z. Pf. vol. 7* 257—260 c. icon.
 — 08. — Nogle Undersøgelser over Luftens Indhold af Svampeskim. — *Bot. Tids. vol. 29* 32—41.
- Rothe 84. — Thyge Rothe: Das Siechthum der Pyramiden-Pappeln. — *Garten-Zeitung. vol. 3* 59—60. Berlin.
- Ruhland 03. Willy Ruhland: Studien über die Befruchtung der Albugo Lepigoni und einiger Peronosporeen. — *Jahrb. für wissensch. Bot. vol. 39* 135—167 c. tab.
 — 04. — Ein neuer verderblicher Schädling der Eiche. — *Cent. Bakt. vol. 12* 250—253.
- Rytz 07. Walter Rytz: Beiträge zur Kenntnis der Gattung *Synchytrium*. — *Cent. Bakt. vol. 18* 635.
- Rønne 17. B. F. Rønne: Nogle Betragtninger i Anledning af Berberissens Skadelighed eller Uskadelighed. — *Landøkonomiske Tidender. vol. 6* 75—93.
- Sadeb. 86. R. E. B. Sadebeck: Ueber einige Pflanzenkrankheiten. — *Bot. Cent. vol. 25* 289.
 — 90. — Kritische Untersuchungen über die durch Taphrina-Arten hervorgebrachten Baumkrankheiten. — *Jahrb. d. wiss. Anstalten zu Hamburg. vol. 8* 61—95.
 — 93. — Die parasitischen Exoasceen. — *Jahrbücher Hamb. wiss. Anstalt. vol. 10.*
 — 03. — Einige kritische Bemerkungen über Exoasceen. I. — *Ber. D. B. Ges. vol. 21* 539—546.
- Salmon 00. E. S. Salmon: A monograph of the Erysiphaceae. — *Memoirs of the Torrey Botanical Club. vol. 9.* New York.
 — 01. — Der Erdbeer- und der Stachelbeer-Mehltau. — *Z. Pf. vol. 11* 73—81.
 — 05 a. — Cultural experiments with an oidium on *Evonymus japonicus*. — *Annal. Myc. vol. 3* 1—15 c. icon.

- Salmon 05 b. E. S. Salmon: On the variation shown by the conidial stage of *Phyllactinia corylea*. — *Annal. Myc.* vol. 3 493—505.
- Sarauw 93. Georg F. L. Sarauw: Rodsymbiose og Mykorrhizer, særlig hos Skovtræerne. — *Bot. Tids.* vol. 18 127—259 c. tab.
- 03. — Sur les mycorrhizes des arbres forestiers. *Revue mycologique.* Toulouse.
- Schade 1811. C. Schade: Beskrivelse over Øen Mors. Aalborg 1811.
- Schaffnit 10. Schaffnit, Swensitzky & Schlemm: Der Hausschwamm und die wichtigsten Trochenfäuleschwämme vom botanischen, bautechnischen und juristischen Standpunkte. Berlin.
- Schellenberg 11. Schellenberg: Die Brandpilze der Schweiz. — *Beiträge zur Kryptogamenflora der Schweiz.* 3. Bd. Hefte 2. Bern. c. icon.
- Schiöning95. Kai Schiöning: En ny og ejendommeligt Ascusdannelse hos en Gjærsvamp. — *Medd. Carlsberg-Laboratoriet.* vol. 4 77—84. c. icon.
- 03. — En ny Slægt af Saccharomyceternes Familie. — *Medd. Carlsberg-Laboratoriet.* vol. 6 93—113 c. icon.
- Schorstein07. Josef Schorstein: Ueber *Polyporus vaporarius*. — *Annal. Myc.* vol. 5 46—48.
- Schotte 08. Gunnar Schotte: Sommerexkursionen till Skåne och Bornholm. — *Skogvårdföreningens Tidskrift.* 1904 385—411. Stockholm.
- Schouw 45. Joachim Frederik Schouw: Sneulden (*Lanosa nivalis* Fries) af Prof. Unger med Note af Schouw. — *Dansk Ugeskrift.* 2 R. Bd. 6 76—82 c. icon. Kbh. Translation from Unger: Ueber *Lanosa nivalis*. *Bot. Zeit.* vol. 2 569—575.
- Schroeter 76. Josef Schroeter: Über neue, von demselben beobachtete Arten resp. Standorte von *Pilzen*. — *Hedwigia.* vol. 15 134—136.
- 82. — Untersuchungen über der *Pilzgattung Physoderma*. — *Jahresber. der Schles. Ges. f. vaterl. Cultur.* vol. 60 198—200.
- 84. — Bemerkungen über Keller- und Grubenpilze. I. — *Jahresb. der Schles. Ges. f. vaterl. Cultur.* vol. 61 199—203.
- 85. — Do. II. — *Do.* vol. 62 290—302.
- 87. — Beiträge zur Kenntniss der nordischen *Pilze*. — *Jahresber. der Schles. Ges. f. vaterl. Cultur.* vol. 65 266—284.
- 89. — Die *Pilze* Schlesiens. I. Breslau 1885—89.
- 08. — Do. II. — Breslau 1893—1908.
- Schum. 03. Chr. Fr. Schumacher: *Enumeratio plantarum in partibus Sællandiae septentrionalis et orientalis. Pars posterior.* Kbh.
- 08. — & Joh. Dan. Herholdt: *De officinelle Lægemidler af Planteriget.* Kbh.
- 26. *Medicinsk Plantelære for studerende Læger og Pharmaceutiker.* vol. II. Kbh.

THIS PAGE IS LOCKED TO FREE MEMBERS

Purchase full membership to immediately unlock this page

Know Your Bible

Forgotten Books' Full Membership provides unlimited access to more than 28,000 volumes of Christian literature for \$8.99/month

**HOLY
BIBLE**

Continue

*Fair use policy applies

- Taubenhaus J. J. Taubenhaus: A contribution to our knowledge of the morphology and life history of *Puccinia malvacearum*. — *Phytopathology*. vol. 1^{55–62} c. icon.
- Thomas 97. Fr. Thomas: Ueber einige Exobasidien und Exoasceen. — *Forstl.-naturwiss. Zeits.* vol. 8^{305–314}.
- Thomsen 75. C. Thomsen: Sams-Øgruppens Plantevæxt. *Bot. Tids.* vol. 8^{127–128}.
- Thümen 75. F. von Thümen: Beiträge zur Pilzflora Böhmens. — *Verh. zool.-bot. Ges. Wien.* vol. 15⁵²³.
- 77. — Diagnosen zu Thümen's *Myc. univ.* — *Flora.* vol. 60^{169–174}.
- 77 b. — *Aecidium Rostrupii* Thümen. — *Bot. Tids.* vol. 14²⁵.
- 78. — Diagnosen zu Thümen's *Myc. univ.* — *Flora.* vol. 61^{87–104}.
- & Voss 78. — & W. Voss: Neue Beiträge zur Pilz-Flora Wiens. — *Verh. zool. bot. Ges. Wien.* vol. 28^{611–616}.
- Tommesen Jens Lassen Tommesen: Bidrag til Berberissens Forsvar, bestaaende af en Brevveksling. Viborg 1814. 8⁰.
- 22. — En Erfaring om Berberisser. — *Nye landoekon. Tidender.* vol. 4²⁵².
- 33. — Om Rust paa Rugen. — *Halds. Tids. f. Landoek.* vol. 2^{368–378}.
- Tranzschel W. Tranzschel: Beiträge zur Biologie der Uredineen. II. — *Trav. Mus. Bot. Acad. Imp. Sci. St. Petersburg.* 1–19.
- Troyel 1791. F. V. Troyel: Om en Svamp, som undertiden findes paa Soel-sikker. — *Naturhist.-Selskabets Skrivter. I. Heft 2*^{39–51}.
- Tub. 95. K. von Tubeuf: Pflanzenkrankheiten durch kryptogame Parasiten verursacht. Berlin.
- 02 a. — Studien über die Schüttekrankheit der Kiefer. — *Arb. Kais. Biol.* vol. 2^{1–160} c. icon.
- 02 b. — *Fusoma*-Infectionen. — *Arb. Kais. Biol.* vol. 2^{167–168} c. icon.
- 02 c. — Ueber *Tuberculina maxima*. — *Do.* vol. 2^{169–173}.
- Tul. Carp. L. R. & Ch. Tulasne: *Selecta Fungorum Carpologia.* Paris. vol. I 1861, vol. II 1863, vol. III 1865.
- 72. — *Fungi tremellini et leurs alliés.* — *Annal. des sci. nat.* 5. serie, tom 15^{215–235} c. icon.
- Vahl 1793. Martin Vahl: Om en *Clavaria* fundet paa *Carabus hortensis*. — *Naturh.-Selskabets Skrivter. Bd. 2, Hefte 2.*
- Vaupell 58. Chr. Vaupell: Viinsygdommen i Frankrig. — *Tids. pop. Nat.* vol. 5^{384–410}.
- Vgr. 97 a. Tycho Vestergren: Bidrag till en monografi öfver Sveriges Sphaeropsider. — *Öfv. Vet. Förh.* no 1^{35–46}.
- 97 b. — Anteckningar till Sveriges Ascomycetflora. — *Botan. Not.* 1897 b.
- 99. — Verzeichn. nebst Diagnosen zu meinem Exsiccatenwerke *Micr. rar.* — *Botan. Not.* 153–173.

- Vgr. 00 a. Tycho Vestergren: Eine arktisch-alpine Rhabdospora. — Medd. från Stockh. Höghskola no 208 ^{1—23} c. tab.
- 00 b. — Verzeich. nebst Diagnosen zu meinem Exsiccatenwerke: *Micr. rar.* — *Botan. Not.* ^{27—44}.
- 02. — Do. do. — *Bot. Not.* ^{113—128} & ^{161—179}.
- 03. — Zur Pilzflora der Insel Oesel. — *Hedwigia.* vol. 42 ^{76—117} c. tab.
- Viborg 1793. Erik Viborg: Forsøg til systematiske danske Navne af indenlandske Planter. Kbh. 1793.
- Vleugel 08 a. Jens Vleugel: Zur Kenntniss der auf der Gattung *Rubus* vorkommenden *Phragmidium*-Arten. — *Sv. Bot. Tid.* vol. 2 ^{123—138} c. icon.
- 08 b. — Bidrag til kännedomen om Umeåtraktens svampflora. — *Sv. Bot. Tids.* vol. 2, p. 304—324 & 364—389.
- 11. — Zweiter Beitrag zur Kenntniss der Pilzflora in der Umgebung von Umeå. — *Sv. Bot. Tid.* vol. 5 ^{325—350} c. icon.
- Voges 11. Ernst Voges: Über Blattfleckenpilze der Johannisbeere. — *Cent. Bakt.* vol. 30 ^{573—579}.
- Voglino 03 a. Pietro Voglino: Intorno a lo sviluppo e parassitismo delle *Septoria graminum* Desm. & *S. glumarum* Pass. — *Annal. d'Accad. d. Agricoltura di Torino.* vol. 46 ^{259—282} c. icon.
- 03 b. — Sullo sviluppo della *Ramularia aequivoca*. — *Malpighia.* vol. 17 ^{16—22}.
- Vuillemin 88. Paul Vuillemin: Sur les pézizes des chancre des conifères. — *Bull. Soc. Bot.* vol. 35, p. LXIV.
- F. de W. 77. Fischer de Waldheim: *Aperçu systematique des Ustilaginées.* Paris.
- E. W. 77. E. Warming: *Louis Pasteur og de mindste Planter.* — *Tids. pop. Nat. V R. Bd.* 4 ^{1—47} c. icon.
- 81. — Om Skimmel. — *Tids. pop. Nat.* vol. 28 ^{401—437} c. icon.
- 94. — Ekursionen til Fanø og Blaavand i Juli 1893. — *Bot. Tids.* vol. 19 ^{52—86}.
- 03. — Ekursionen til Fanø og Blaavand i Juli 1899. — *Bot. Tids.* vol. 25 ^{53—75}.
- 06. — Dansk Plantevæxt. I. Strandvegetationen. Kbh.
- Wehmer 01. — Carl Wehmer: Die Pilzgattung *Aspergillus*. — *Mém. de la Soc. de phys. de d'hist. nat. de Genève.*
- Werth 09. Emil Werth: Untersuchungen über die Infection von *Melandrium album* durch *Ustilago violacea*. — *Mitt. Kais. Biol.* vol. 8 ^{13—15}.
- 10. — Zur Biologie des Antherenbrandes von *Melandrium album*. — *Mitt. Kais. Biol.* vol. 10 ^{11—12}.
- 11. — Zur Biologie des Antherenbrandes. — *Arb. Kais. Biol.* vol. 8 ^{427—450} c. icon.
- Wesenberg-Lund 04. C. Wesenberg-Lund: *Studier over de danske Søers Plankton.* I. Kbh.

- Westendorp G. D. Westendorp: Notes sur quelques cryptogames inédites ou
51. nouvelles pour la Flore Belge. — Bull. Acad. Sci. Bruxelles. vol. 18 384—416.
- 61. — Sur quelques cryptogames inédites ou nouvelles pour
la Flore Belge. — Bull. Acad. Sci. Bruxelles. vol. 11 644—660.
- Westerdijk Johanne Westerdijk: Untersuchungen über Sclerotinia Libertiana
11. Fuckel als Pflanzenparasit. — Mededelingen uit het Phytopathologisch Laboratorium »Willie Commelin Scholten«. Amsterdam.
- Westling 11. Rich. Westling: Über die grünen Spezies der Gattung *Penicillium*.
— Arkiv för Botanik. vol. 11 no 1. 156 pag. c. icon.
- Wielandt 07. Th. S. Wielandt: *Polyporus radiciperda* paa Lyng. — Tids. Skovbrug. vol. 19 A 197.
- Wille 93. Johan N. F. Wille: Mycologische Notiser. — Botan. Not. 1893 1—11.
- Willkomm Moriz Willkomm: Die mikroskopischen Feinde des Waldes.
67. Dresden.
- Wilson 10. Guy West Wilson: A new European species of *Peronospora*. —
Annal. Myc. vol. 8 185—187.
- Wilson & — & Jo. Seaver: Ascomycetes and lower fungi. — Journ.
Seaver 07. of Mycology, vol. 13 48—52.
- Winge 09. Ø. Winge: Svampe indsamlede paa Ekskursionen til Køge 4/10
08. — Bot. Tids. vol. 29 190—191.
- Wt. 74. Georg Winter: Mykologische Notizen. II. — Hedwigia. vol. 13 129—135.
- 78. — Kurze Notiz. — Hedwigia. vol. 18 98.
- II. — Gymnoasceen und Pyrenomyceten. — Rabenhorst. Kryptogamen-Flora. 2. Auflage. I. Bd. Abt. 2. Leipzig 1884—87.
- Wittmack 77. Ludwig Wittmack: Ueber *Peronospora sparsa* Berk. — Sitzber. der Ges. naturf. Freunde zu Berlin. 1877 183—185.
- Wolf 12. Fr. A. Wolf: The brown leaf spot of *Tussilago farfara*. — Annal. Myc. vol. 10 65—67 c. icon.
- 12 b. The perfect stage of *Actinonema rosae*. — Bot. Gazette. vol. 54 218—234 c. icon.
- Woronin 95. M. Woronin: Die Sclerotienkrankheit der gemeinen Traubenkirsche und der Eberesche. — Mém. de l'Acad. Imp. de St. Pétersbourg. 8. Serie. vol. 2 c. icon.
- Wulff 02. Thorild Wulff: Botanische Beobachtungen aus Spitzbergen. Lund.
— 06. Ein wiesenschädigender Myxomycet. — Z. Pf. vol. 16 202—206.
- 08 a. Studien über heteroplastische Gewebewucherungen am Himbeer- und am Stachelbeerstrauch. — Arkiv för Botanik. Bd. 7 no 14.
- 08 b. Einige Botrytis-Krankheiten der *Ribes*-Arten. — Arkiv för Botanik. Bd. 8 no 2.

THIS PAGE IS LOCKED TO FREE MEMBERS
Purchase full membership to immediately unlock this page



Never be without a book!

Forgotten Books Full Membership gives universal access to 797,885 books from our apps and website, across all your devices: tablet, phone, e-reader, laptop and desktop computer

A library in your pocket for \$8.99/month

Continue

*Fair usage policy applies

- godtgjorte Forbindelse mellem Berberisrust og Græs-
rust. — Tids. pop. Nat. 3 R. Bd. 3 ^{207—228}.
- Orsted 67 a. A. S. Orsted: Über *Roestelia lacerata* nebst Bemerkungen über
die andere Arten der Gattung *Roestelia*. — Bot. Zeit.
vol. 25 ^{222—223}.
- 67 b. — Nye Indpodningsforsøg med Snyltesvampe, hvis vex-
lende Generationer voxe paa Værtplanter, henhørende
til to forskellige Familier. — Ov. Vid. Selsk. 1867 ^{208—216}.
See also Botan. Notiser 1867 ^{73—74} and translated into
French. Kbh. 1867.
- 67 c. — Sporeplanterne. Kbh. 1867—1871. Translated into
German: System der *Pilze*, Leipzig 1873. Translated
into Swedish by J. Hulting: *Bålsporväxterne*. Stock-
holm 1872 and again 1905.
- 67 d. — Om Pæretræets Gitterrust og Sevenbommens Bævre-
rust. — Tids. for Havevæsen. I. no 21.
- 68 a. — Om en særegen hidtil ukendt udvikling hos visse
snyltesvampe og navnlig om den genetiske forbindelse
mellem Sevenbommens Bævrerust og Pæretræets Git-
terrust. — Vid. Selsk. Skrifter. 5 R. Math.-Nat. Kl.
no 7 ^{562—576}.
- 68 b. — Notis om Pæretræets Gitterrust. — Botan. Not.
1868 ^{184—186}.
- 69. — Udrydning af Gitterrust i Haven ved Vallø Kloster.
— Ug. Ld. 3 R. Bd. 7 ^{23—25}.
- 72. — Meddelelse om 2 nye Svampe. — Bot. Tids. vol. 6 ¹⁰.

Index of Danish names.

Aarehat 360. Aaresvamp Bævrende 376, Grædende 376, Læder 375. Anemonebrand 273. Anemonerust 315. Anemoneskimmel 59. Askekræft 172. Askokyta 438. Aspargesrust 313. Asperust 291. Aspeskurv 520. Astersrust 328. Astragelbrand 265. Avnrust 308.

Baldrianrust 340. Balsaminerust 317. Balsamineskimmel 59. Barksvamp Blaa 356, Egens 357, Fliget 360, Graa 357 Gul 359, Hyldens 353, Kantet 357, Kødfarvet 357, Mælkehvid 356, Purpur 359, Rustbrun 358, Rød 357, Svovlgul 354, Tobak 358, Ædelgranens 358, Ællens 357. Bederust 335. Bedeskimmel 62. Beensvamp Bulet 111, Kornformig 365, Steffensurtens 542. Berberisrust 304. Birkerust 292. Blaato-prust 310. Bladhat Birke 394, Eege 393. Bladpletsyge Byggets 527, Jordbærrets 208, Kaalens 207, Ribsbuskenes 454, Valnød 485. Bladskimmel Bedens 62, Kløverens 66, Korsblomsternes 64, Rosens 65, Skærmplanternes 60. Spergelens 62, Vikkens 66. Blindesvamp 399. Blomkaalsvamp 370. Blommepunge 86. Blommerust 318. Blommесvampen 86. Blærerust 282. Blæresyge 86. Boldkaster 73. Bombekaster 404. Bovist 400. Branddug 166, Bedens 525, Byggets 527, Græssernes 522, Gulerodens 536, Kornets 523, Rapsens 536. Brandstøv Baldrians 340, Birkens 292, Glatbællens 337, Hestebønnens 337, Hestehovens 285, Hvid 56, Kaulings 333, Løvefod 336, Melet 289, Pileurtens 333, Poppelens 289, Sammenflydende 291, Schorzonerens 57, Skræppens 333, Star 300, Steffensurtens 294, Stolt Henriks 285, Svineøje 330, Syrens 313, Vandpeberens 263, Vortemælkens 292, Øjentrøst 284. Brombærrust Glat 341, Ru 342. Brombærskimmel 65. Brunrodskimmel 68. Brunrust Fløjelsgræs 307, Hejre 306, Hvede 306, Rug 306. Bruskbold 404. Bruskmund 404. Brødgift 178. Bukkeskæg 366. Buleplet 236. Bygbrand 258. Bygrust 307. Bægerede 403. Bægersvamp Aaben 117, Askegraa 125, Bark 116, Bleg 121, Bleggul 117, Blyfarvet 98, Blære 95, Bundtformig 133, Bøgeskaalens 117, Citrongul 122, Faahaaret 99, Fadformig 100, Finstillet 120, Flad 99, Forskelligfarvet 103, Fruehaars 100, Gedeblad 116, Granens 101, 114, Græssernes 127, Grønlig 115, Guld 128, Halvkugleformig 97, Hareøre 98, Hvidviolet 362, Ildrød 99, Kandeformig 362, Klokke 100, Klokkeformet 100, Kløverens 112, Knoldet 112, Kogle 119, Konvallens 116, Kopformig 117, Kornet 99, Kronet 118, Kødfarvet 119, Lindse 122, Lindseformig 122, Lærkens 114, Musling 98, Muslingformet 98, Møg 98, Mørk 95, Nældens 122, Orange 102, Orangefarvet 102,

Pilens 121, Pokal 102, Rakle 107, Ris 121, Rodfrugternes 111, Roeformet 112, Rosenfarvet 99, Rosens 124, Rustfarvet 120, Røgfaret 97, Sand 95, Skaalformig 100, Skaallille 121, Skarlagen 102, 105, Skimmel 501, Skjold 97, Skjult 118, Snehvid 118, Snegle 98, Sneglehusformet 98, Sort 95, Spanskgrøn 106, Stivhaaret 97, Storstokket 102, Stængel 362, Svovlgul 117, Thekopformig 100, Tofarvet 117, Trompetformig 122, Usædvanlig 362, Voxfarvet 115, Voxgul 115, Æseløre 99, Bælgrust 308. Bævrerust Enens 298, Gitter 297, Horn 298, Pensel 299. Bævresvamp Gul 348, Hindeformig 348, Hvid 347. Bøgekræft 172. Bøgesvampen 384. Bønnerust 337. Bønnesyge 86.

Cichorierust 328. Cinnobersvampen 171.

Desmerurtrust 317. Draphavrebrand 258. Draphavrerust 309. Drengeslemme 178. Drog 178. Druenaal 501. Drueskimmel 501. Druesvampen 164. Dueurt-rust 319. Dueurtskimmel 59. Duunkugle Duunhaaret 545, Laadden 544. Duunsvamp 349. Dyndurtbrand 274.

Egesvamp 384. Ensianrust 324.

Filtrust 282. Filtvæv 551. Fladstjerneskimme 61. Flueskimme 74. Fløjelsgræsbrand 266. Fløjlsplet 524. Fnugkølle 539. Fodsyge 224. Foldhat Biskops 92, Elastisk 93, Granneskovs 360, Grubet 93, Hindig 362, Hulret 93, Hylket 93, Jordfarvet 93, Mørk 93, Pælet 93, Sort 92, Spiselig 92, Spændig 93, Straalet 362, Søgrøn 106. Foldsvamp 376. Forglemmigejbrand 269. Forglemmigejskimme 68. Frugtskimme 495. Fryndsesvamp 360. Frytlebrand 263. Frytlerust 300. Frøkaster 105. Frøkugle Boblet 253, Brystdannet 192, Oders 177. Frørede 402. Fyrsvamp Bøgens 384, Ribsbuskenes 385. Fæsebolder 400. Føsbold 400.

Gedeskægbrand 262. Gedeskæggrust 330. Giftrug 178. Gitterrust 297. Granrust 280. Greenstøv 524. Grensvamp Butendet 367, Piolet 368, Fuglefodet 368, Gul koralformig 367, Hvid koralformig 366, Kammet 368, Melet 539, Palmet 360, Pudret 539, Rød koralformig 366, Toppet 367. Grentørre 247. Græsrust 304, Følfod 309, Gedebblad 312, Korsved 312, Ranunkel 331, Tørstetræ 311, Vrietorn 312. Guldregnskimmel 67. Guldstjernerust 332. Gulerodsvamp 418. Gulrust 308. Gummiflod 524. Gyldenrisrust 328. Gærsvamp 78.

Haargjemme 503. Haarnæb 194. Haarskind 497. Halmbræktersvamp 219. Havrebrand 258. Havrehat 546. Hejrebrand 256. Heksekostrust 295. Heksekostsvamp Avnbøgens 84, Birkens 82. Helminthosporiose 527. Helvelle 362. Heyderie 87. Hindbærrust 342. Hindebægerrust 339. Hindeknærust 333. Hirsebrand 260. Hjortespring 159. Hjortesvamp 158. Hjortetroffel 158. Hjærteforraadnelse 407. Hornrug 178. Hornrust 298. Hornsvamp 350. Hottoniabrand 274. Hovsvamp 157. Huesvamp 87. Hundegræsrust 331. Hussvamp 376. Huulsvamp Fadformig 138, Fyrrens 135, Hæggens 134, Rustfarvet 132. Hvedebrand 267. Hvededræbersvampen 224. Hvederust 308. Hvenebrand 266. Hvidrust Korsblomsternes 56, Kurveblomsternes 57. Hvidtjørnrust 299. Hyldeøre 345. Hættesvamp 87. Hørrust 292. Hørskimmel 65.

THIS PAGE IS LOCKED TO FREE MEMBERS

Purchase full membership to immediately unlock this page

Know Your Bible

Forgotten Books' Full Membership provides unlimited access to more than 28,000 volumes of Christian literature for \$8.99/month

**HOLY
BIBLE**

Continue

*Fair use policy applies

Penselrust 299. Penselskimmel 156. Penseltraad 156. Perikonrust 291. Pibe-
svamp 394. Pighat 373. Pigsvamp Almindelig 372, Bæltet 372, Eiltet 374,
Himmelblaa sødlugtende 372, Hvidrandet 372, Kogle 373, Korall 373, Levret
348, Mel 374, Pindsvin 373, Rasp 371, Rundbugtet 372, Rust 374, Sidestillet
373, Skimmel 374, Skorpet 371, Skællet 372, Tragt 373, Trevlet 373. Pilerust
289. Pileskurv 520. Pilesvampen 392. Pileurtbrand 261. Pileurtrust 313. Pile-
urtskimmel 61. Pimpinellerust 319. Pindhat Bugtet 372, Bægerdannet 373, Fil-
tet 374, Koraldannet 373, Krystal 348, Tegllagt 372, Ørekradser 373. Plet-
skimmel 506. Pletsyge Havrens mørke 450, Rundbælgens 551. Poppelrust 289.
Porehat 390. Poresvamp Almindelig 390, Bartræers 385, Birkens 383, Broget
388, Børstehaaret 382, Dunet 387, Dunkel 381, Fladtrykt 383, Fleraarig 377,
Fløjls 387, Foranderlig 378, Fryndset 390, Fyrrens 391, Glindsende 389, Graa-
gul 382, Hat 377, Ild 384, Kaneelfarvet 392, Kæmpe 380, Laadden 387, Mange-
hattet 379, Musling 385, Pilens 385, Poppel 385, Pude 391, Ribsens 385, Riim
376, Rødbrun 387, Sammenvokset 385, Skjermformig 378, Skjult 386, Skællet
377, Sort 384, Spraglet 388, Sveden 382, Svovlgul 380, Sødtlugtende 392, Tag-
lagt 380, Tønder 384, Varmebeds 391, Vellugtende 392, Vinter 376, Violet-
sporet 388, Ællens 387. Posesvamp 136. Potentilrust 340. Potentilskimmel 66.
Pragtstjernerust 334. Priksvamp 255. Punktsvamp Forskelligfarvet 137, Lav-
agtig 136, Rødhvid 137. Puppiesvamp 177. Pæreskurv 521.

Rajgræsrust 312. Ranunkelbrand 269. Ranunkelskimmel 63. Rapgræsrust 309.
Rapuntselrust 339. Rapuntselskimmel 69. Raspsvamp 371. Ravsvampen 346.
Redesvamp 402, Renfanerust 327. Renfaneskimmel 70. Ribsrust 318. Rodbrand
Aphanomyces 54, *Phoma* 415, *Pythium* 55. Rodfiltsvamp 550, Kartofflens 551,
Turnipsens 551. Rodfordærveren 386. Rodforraadnelse 55. Rosenrust 341.
Rosenskimmel 65. Rudeplet 531. Rugdrenge 178. Ruggift 178. Rugkorn Sorte
178. Rundbælgrust 336. Runkelroerust 335. Rust Vellugtende 325. Rynkeplet
Andromede 143, Krækling 143, Lønnens 142. Pilens 142, Ørnebregdens 141.
Rækkeskimmel 522. Rævehalerust 311. Rønnerust 286. Rørhat Celleagtig 390,
Eiltet 395, Filtagtig 395, Flerfarvet 388, Fnugskællet 396, Grovporet 395, Gul
394, Hvidhullet 377, Indigo 396, Klynge 395, Knøske 384, Kornet 394,
Krumme 390, Kvæg 395, Løvdannet 379, Mørkegul 394, Rufodet 397, Side-
378, Skællet 396, Spiselig 396, Tønder 384, Vedvarende 377, Vellugtende 392,
Vidhullet 377. Rørrust 311. Rørsvamp Broget 395, Gul 394, Gulbleg 396,
Kastaniefarvet 397, Koe 395, Pebret 395, Rue 397, Skælstokket 397, Svagt-
filtet 395.

Salatrust 330. Salatskimmel 60. Sandmorkel 92. Sandvaanerskimmel 62. San-
nikelrust 319. Sekelkorn 178. Sekelkornut 178. Sellerirust 320. *Septoria Chry-*
santhemumbladenes 459, *Selleriernes* 457. *Septoriapletsyge* 450. *Septoriose* 450.
Singrønrust 324. Sivrust 299. Skaallille Aaret 102, Bægerdannet 100, *Piin* 120,
Fiintandet 118, Flad 97, 402, Horndannet 361, Hvælv 121, Krumbugtet 98,
Linse 403, Mos 100, Prikket 255, Pælet 102, Randet 115, Randhaaret 97, Ring-
stokket 116, Rodfuld 112, Ru 99, Snehvid 118, Spanskgrøn 106, Spæd 118,
Stivhaaret 97, Straalet 360, Terrine 100, Tofarvet 102. Skaalrust 301. Skabiose-
brand 262. Skabioseskimmel 70. Skebladbrand 274. Skedebrand 260. Skede-

svamp 176. Skimmel Almindelig 71, Grenet 71, Krybende 72. Skivesvamp 126. Skjallerskimmel 60. Skorpesvamp Fladstjerne 183, Græs 182, Kløver 524, Pastinakens 493, Siv 182, Æblets 182. Skovstjernebrand 272. Skræppebrand 261. Skræpperust 333. Skræppeskimmel 61. Skuffesvamp 362. Skulpesvamp 536. Skvalderkaalrust 319. Skærmaksskimmel 59. Skærmpanteskimmel 60. Slimhat 90. Slimskimmel Bedens 543, Kartofflens 548, Sædens 546, Turnipsens 547. Smellerust 334. Sneglebælgrust 338. Snerlebrand 266. Snerrebrand 271. Snerre-rust 322. Snerreskimmel 69. Sneskimmel 546. Sneuld 546. Soddug 525. Sol-sikkerust 327. Sorte-ben 55. Sortprik 220. Sortrust 304. Sortskimmel 523, Be-dens 525. Spatelsvamp 90. Spergelrust 314. Spergelskimmel 62. Spinatskimmel 62. Spiresvamp Afstumpet 346, Kjertlet 347, Sukkerfarvet 347. Sporekugle Berberissens 196, Brun 253, Fløjels 189, Guldregnens 197, Gulgrøn 239, Haar-næbbet 194, Hagel 189, Jordbær 253, Kors 251, Krudt 193, Kul 253, Prikket 250, Pude 253, Rønnens 240, Skarlaget 172, Skive 250, Spids 221, Uld 188. Sprækkesvamp Almindelig 146, Askens 151, Egens 140, Fyrrens 147, Granens 146, Klynger 146, Kogleaks 145, Lang 151, Loppe 151, Naale 147, Rødgranens 145, Rørets 148. Starbrand 263. Starrust 300, Ribs 301. Steffensurtrust 319. Stenbrand 267. Stenbrækrust 318. Stenfrugtskimmel 496. Stenmorkel 92. St. Hanssyge 547. Stikkelsbærdræberen 160. Stikkelsbærmeldug 164, Amerikansk 160, Europæisk 164. Stinkbrand Græssernes 267, Hestegræs 266, Hvedens 267, Hvenens 266, Rajgræssets 267. Stinksvamp 398. Stivsvøb 404. Stjernebold 401. Stjerne-kugle 401. Stokroserust 316. Storfod 102. Storkenæbrust 335. Storke-næbskimmel 65. Straaleblomstskimmel 70. Straaleplet 486. Straalesvamp 486. Stribesyge 527. Stridskøllen 177. Stängelbrand 272. Stængelforraadnelse 111. Stænknaal 156. Stødersvamp 366. Stødsvamp 255. Støvbold Bombe 404, Bo-vist 400, Dværg 400, Graveret 399, Kaalfrø 365, Krystal 400, Kæmpe 400, Liden 400, Pindsvine 399, Pomerantz 404, Pære 399, Sortagtig 400, Stjernet 399, Stor 400, Sækformig 399. Støvblære Guldfrøet 432, Haardfrøet 433. Støv-brand Hvedens 258, Sødgræssernes 259. Støvkugle Afbarkende 244, Allun-farvet 175, Biekageformig 250, Blodfarvet 173, Bregnens 182, Bøgens 469, Fiirkimet 251, Fingerformig 254, Flad 418, Fladtrykt 255, Frødannet 189, Graa-brun 197, Hasselens 233, Hovedformig 177, Højrrød 172, Hvidmundet 240, Lancetformig 249, Mangeformet 253, Morbærformig 190, Nebbet 194, Omfat-tende 198, Orangefarvet 167, Prikformig 206, Prikket 255, Punktformig 250, Ribsens 172, Rustbrun 254, Rynket 189, Rønnens 240, Skiveformig 250, Skjal-ler 139, Slaeens 240, Slangetunget 177, Sortstreget 252, Stivhaaret 428, Straa-brækkende 219, Støvagtig 192, Sveden 253, Sylformig 255, Tavleformig 242, Theekopformig 195, Tornet 239, Udbredt 238, Ujævn 239, Uldet 188, Ure-gelmæssig 250, Vorteformig 250, Zinnoberfarvet 171, Æbleformig 193. Støv-kølle 123. Støvskaal Anemonens 286, Avlens 299, Granens 284, Hestehovs 309, Hornet 298, Lonicerens 312, Neldens 300, Prikket 50, Skarpbladenes 306, Stikkelsbær 301, Syrens 311, Tidlig 331, Tyk 312, Vrietorns 312. Svampehaar 519. Svinemælkrust 329. Svingelrust 312. Syrerust 313. Syreskimmel 61. Sæk-slynger 105. Sødgræsbrand 259.

Taaresvamp 376, Dryppende 349, Neldens 544. Tagrørrust 311. Tapstøv 546. Tidselbrand 262. Tidselrust 325. Timianrust 323. Timothérust 505. Topsvamp

Kjød 123, Afsmittende 136. Torskemundbrand 270. Torskemundskimmel 68. Traadkølle Bedens 365, Græssernes 363, Kløverens 365, Poppelens 364, Rødstilket 364. Troldkoste 85. Troldkostrust 295. Troldskum 400. Trommesvamp 135. Trompetsvamp 361. Træsvamp Fyrrens 391, Rodens 386. Trøffel 152, Skarptlugtende 153. Tungesvamp Grøn 89, Levret 394, Lodden 89, Mørkviolet 89. Tømmersvamp 358. Tøndersvamp 384.

Uldskind 500. Ulfvefiis 399, 400.

Vaarsalatskimmel 70. Vabledrager 360. Valmuebrand 269. Valmueskimmel 63. Vandaksbrand 274. Vandarvebrand 264. Vandkandeskimmel 155. Vandpletter 521. Vejbredskimmel 69. Vikkerust 337. Vikkeskimmel 66. Vildling-svampen 469. Vinstokskimmel 59. Violbrand 273. Violrust 316. Violskimmel 65. Violsvamp 392. Visserust 339. Vortemælkrust 292. Vorteplet Birkens 182, Gul 174, Lav 129, Ribsens 181, Rød 174, Ællens 466. Vorterodbrand 268. Vorterodruster 333.

Æblerust 299. Æbleskurv 521. Ærenprisrust 323. Ærenprisskimmel 69. Ærterust 337.

Øre Judae 345. Øresvamp Barkbrydende 357, Bedækkende 346, Blodig 359, Blodrød 359, Brønd 358, Fladtoppet 360, Fliget 360, Kirtlet 347, Klæbrig 348, Laadden 359, Mangedantet 357, Messingfarvet 360, Purpurfarvet 359, Rav 346, Rødbrun 358, Straalende 360.

THIS PAGE IS LOCKED TO FREE MEMBERS
Purchase full membership to immediately unlock this page



Never be without a book!

Forgotten Books Full Membership gives universal access to 797,885 books from our apps and website, across all your devices: tablet, phone, e-reader, laptop and desktop computer

A library in your pocket for \$8.99/month

Continue

*Fair usage policy applies

- Antennaria cellaris* 551, *pinophila* 166, 515.
Anthina flammea 551, *penicillata* 551.
Anthostoma microsporum 236, *turgidum* 237, *xylostei* 237.
Anthostomella ammophilae 236, *conorum* 235, *lugubris* 236, *tumulosa* 235.
Aphanomyces levis 54.
Apiospora parallela 211.
Apiosporium erichophilum 166, *pinophilum* 166, *rhododendri* 166, *ulmi* 166.
Apodya lactea 55.
Aponectria inaurata 173.
Aposphaeria Brunaudiana 424, *calathiscus* 424, *collabescens* 425, *fibricola* 425, *fuscidula* 187, *leptosphaerioides* 187, *pomi* 425, *pulviuscula* 187, *quercina* 203, *schizothyrioides* 462, *sequoiae* 424.
Aregma phragmidium 341.
Arthonia dispersa 129, *punctiformis* 129, *varians* 129.
Arthrimum bicorne 516, tab. IX, *caricicola* 517, *curvatum* 516, *Morthieri* 517, *naviculare* 517, tab. IX, *puccinioides* 516, *sporophleoides* 517, *sporophleum* 517.
Arthrotrys oligospora 503, *superba* 503.
 Ascobolaceae 102.
Ascobolus aerugineus 105, *carneus* 105, *coronatus* 142, *Crouanii* 105, *furfuraceus* 105, *glaber* 105, *immersus* 105, *marginatus* 105, *microscopicus* 104, *stercorarius* 105, *trifolii* 126, *vinosus* 105.
Ascochyta althaeina 437, *aquilegiae* 485, *armoraciae* 437, *atriplicis* 444, *Bolthauseri* 438, *brassicae* 207, *brassicicola* 207, *chenopodii* 444, *daturae* 438, *destructiva* 437, *dianthi* 226, *graminicola* 437, *lactucae* 439, *lathyri* 438, *lycii* 438, *lycopersici* 438, *medicaginis* 438, *menyanthis* 439, *nymphaeae* 500, *oleandri* 439, *onobrychidis* 438, *phaceolorum* 438, *philadelphii* 438, *pisi* 438, *plantaginis* 439, *polemonii* 439, *rhododendri* 438, *scabiosae* 459, *scorzoneræ* 439, *sempervivi* 438, *syringae* 439, *teretiuscula* 437, *viburni* 439, *viciae* 438, *vulnerariae* 208.
Ascomyces Tosquinetii 81, *trientalis* 272.
 Ascomycetes 77.
Ascophanus cinerellus 103, *cinereus* 103, *granuliformis* 103, *Holmskjoldii* 103, *incanus* 103, *microsporus* 103, *minutissimus* 103, *nitidus* 103, *ochraceus* 103, *sexdecimsporus* 104, *subfuscus* 103, *vicinus* 104.
Ascophora mucedo 72.
Ascospora asteroma 200, *Beyerinckii* 200, *melaena* 200, *reticulata* 200, tab. III.
Ascozonus cunicularis 104.
 Aspergillaceae 154.
Aspergillus candidus 156, *ficuum* 155, *flavus* 155, *fumigatus* 155, *glaucus* 155, *maximus* 72, *niger* 155, *nigricans* 155, *oryzae* 155, *phoenicis* 155, *repens* 155, *sceptrum* 155.
Asterella Karstenii 166.
Asterina veronicae 165.
Asteroma alchimillae 188, *brassicae* 207, *cacaliae* 427, *capreae* 427, *eryngii* 203, *fraxini* 213, *impressum* 470, *juncaginearum* 204, *latebrarum* 427, *libanotidis* 203, *liriodendri* 427, *mali* 521, *polygonati* 200, *prunellae* 128, 470, *pseudacori* 427, *reticulata* 200, *salicis* 427, *subradians* 451, *ulmi* 427, *vagans* 427.
Asteromella bacillaris 425.
Asterosporium Hoffmanni 489.
Atractium flammeum 174.
Aulographum filicinum 150.
Aureobasidium vitis 352.
Auricularia aurantiaca 375, *auriculae Judae* 345, *faginea* 359, *lilacina* 359, *purpurea* 359.
 Auriculariaceae 343.

- Auriculariales 343.
 Azygites Mougeottii 72.
 Bactrospora dryina 131.
 Barlaea arenaria 95, cinnabarina 95, epichrysea 118, fuliginea 97, polytrichii 100.
 Barya lichenophila 174.
 Basidiomycetes 256.
 Belonidium lacustre 126, molinae 119, vexatum 119.
 Beloniella bisepitata 128, brevipila 128, brunellae 128, tab. II, galii veri 128, graminis 127.
 Belonioscypha vexata 119.
 Belonium pineti 119, retincolum 124, subgibbosum 119.
 Belonopsis excelsior 126.
 Bertia collapsa 190, moriformis 190.
 Biatorella difformis 131, resinae 132.
 Bispora monilioides 520.
 Bisporella monilifera 120.
 Blastotrichum puccinioides 167.
 Blitrydium calyciiforme 138.
 Boletinus cavipes 397.
 Boletus aereus 396, angulatus 387, annulatus 394, badius 395, betulinus 383, bovinus 395, buglossum 394, caesius 381, calceolus 378, calopus 396, castaneus 397, caudicinus 380, cellulosus 390, cervinus 159, chrysenteron 395, ciliaris 376, cinereus 392, coeruleus 381, concentricus 382, conchatus 385, confluens 377, connatus 385, crassipes 396, cryptarum 386, cyanescens 397, edulis 396, elegans 394, erythropus 396, favus 377, felleus 397, flavidus 395, flavus 395, floccopus 397, fomentarius 383, fulvidus 397, giganteus 380, granulatus 394, gregarius 395, hieroglyphicus 396, igniarius 384, imbricatus 380, incarnatus 388, lateralis 378, leucoporus 377, Ioniceræ 385, lucidus 378, luridus 396, luteus 394, marginatus 385, maximus 377, medulla panis 390, mitis 395, molluscus 390, nigricans 382, ovinus 376, pachypus 396, parasiticus 396, perennis 377, pinicola 385, piperatus 395, placenta 387, platyporus 377, plicatus 388, populinus 385, porphyrosporus 397, pruinatus 396, pubescens 387, radicans 396, ramosus 378, resupinatus 378, ribi 385, ribis 385, rufus 397, salicinus 385, sanguineus 395, scaber 397, scutatus 386, sordarius 396, spadiceus 395, squamosus 377, strobilaceus 396, suaveolens 392, suberosus 392, subtomentosus 395, tuberosus 396, tunicatus 391, variegatus 395, velutinus 383, versicolor 388, versipellis 397.
 Bombardia fasciculata 191.
 Bostrychonema alpestre 503.
 Botryodiplodia fraxini 442, sphaeroides 429.
 Botryosphaeria advena 252, Berengeriana 251, dothidea 252, melanops 252, rosae 252.
 Botryosporium pyramidale 497.
 Botrytis acinorum 501, aeruginosa 501, Bassiana 501, capsularis 501, carnea 502, cinerea 109, 501, Douglasii 501, epigaea 500, farinosa 62, fusca 501, galanthina 501, glomerulosa 496, muscae 176, 500, paeoniae 501, parasitica Fries 64, Cavara 501, pyramidalis 497, tenella 176, 500, terrestris 500.
 Boudiera microscopica 104.
 Bovista echinella 400, gigantea 400, nigrescens 400, plumbea 400, tunicata 400.
 Brachysporium Crepini 528, flexuosum 528.
 Bremia lactucae 60.
 Briardia purpurascens 137.
 Brunchorstia destruens 473.
 Bulgaria inquinans 136, pellucens 346, polymorpha 136, sarcoides 123.
 Byssus aquatica 54, candidissima 353, scoparia 156.

- Caecoma abietis* 287, *abietis pectinatae* 287, *alii ursini* 287, *alliorum* 287, *asperulae* 295, *cassandrae* 281, *cheldonii* 291, *cinerariae* 285, *evonymi* 288, *fumariae* 291, *laricis* 289, *mercurialis* 291, *orchidis* 288, *orchidum* 288, *pinitorquum* 290, *ribesii* 288, *saxifragae* 293, *sorbi* 286.
Caldesinella ferruginosa 374.
Calicium corylinum 130, *fagineum* 130, *salicinum* 130, *trachelinum* 130, *turbinatum* 129.
Galloria deliquescens 349, *fusarioides* 128.
Calocera cornea 349, *furcata* 349, *pal-mata* 349, *viscosa* 349.
Calocladia berberidis 163, *comata* 163, *divaricata* 163, *penicillata* 163.
Calonectria pyrochroa 170.
Calosphaeria alnicola 234, *angustata* 249, *gregaria* 249, *princeps* 249, *pul-chella* 249.
Calospora capsularis 238, *Innesii* 249.
Calvatia caelata 399, *cyathiforme* 399.
Camarosporium aculeorum 448, *aequi-vocum* 217, 449, *amorphae* 195, *caraga-nae* 195, *coronillae* 448, *cruciatum* 195, *Kriegerii* 449, *laburnicolum* 195, 448, *lycii* 230, 448, *microspo-rum* 226, *mori* 448, *pithyum* 448, *poterii* 226, *pseudacaciae* 448, *quer-cus* 194, *rhamni* 195, *ribis* 448, *robi-niae* 195, *salicinum* 448, *triacanthi* 195, *visci* 195.
Camptoum curvatum 516.
Cantharellus clavatus 361, *cornucopi-oides* 361, *crispus* 361, *galeatus* 362, *lutescens* 361, *sinuosus* 361.
Capnodium salicinum 166.
Catenularia fuliginea 519.
Catinula turgida 135, 471.
Caudospora taleola 243.
 Celidiaceae 129.
Celidium lichenum 129, *stictarum* 129, *varians* 129.
Cenangella picea 134, *pinastri* 135, *pithya* 135.
 Cenangiaceae 132.
Cenangium abietis 132, *acicolum* 132, *cerasi* 134, *chlorellum* 171, *farina-ceum* 132, *fasciculare* 133, *ferrugi-nosum* 132, *fissum* 132, *fuliginosum* 139, *furfuraceum* 132, *impudicellum* 132, *ligni* 133, *padi* 132, *pithyum* 135, *populneum* 133, *prunastri* 135, *quercinum* 140, *ribis* 139, *sarothamni* 133, *tiliaceum* 133, *vaccinii* 139.
Cenococcum geophilum 153.
Cephalosporium Bonordenii 496.
Ceratophorum setosum 526.
 Ceratostomaceae 194.
Ceratostomella cirrhosa 194, *multiro-strata* 194, *pilifera* 194, *procumbens* 194, *rostrata* 194, *subpilosa* 194.
Ceratostomum piliferum 194.
Cercospora apii 531, *beticola* 529, *Bizzozeriana* 529, *Bloxami* 530, *cal-thae* 506, *campi sili* 530, *carlinae* 203, 210, 531, *cerasella* 203, *chenopodii* 529, *dubia* 529, *elymi* 529, *exitiosa* 530, *ferruginea* 531, *fulvescens* 531, *im-patientis* 530, *majanthemi* 529, *mal-varum* 530, *melonis* 531, *mercurialis* 530, *microsora* 203, 530, *montana* 508, *myrti* 530, *opuli* 531, *paridis* 529, *penicillata* 531, *periclymeni* 531, *phyteumatis* 505, *polygonati* 529, *radiata* 203, 531, *resedae* 530, *rhamni* 531, *thalictri* 217, *tiliae* 530, *violae* 530, *virgaureae* 505, *vitis* 530, *ze-brina* 531.
Cercosporella centaureae 505, *panto-leuca* 505, *phyteumatis* 505, *virgau-reae* 505.
Ceratomyces albus 391, *aurantiacus* 380.
Ceriospora Dubyi 233, *ribis* 233.
Ceuthospora atra 142, 434, *Feurichii* 434, *liriodendri* 434, *lycopodii* 434, *melaleuca* 434.
Chaeromyces meandriformis 159, *veno-sus* 159.
Chaetocladium Jonesii 74.
Chaetodiplodia hirta 230.
Chaetomella atra 437.

THIS PAGE IS LOCKED TO FREE MEMBERS

Purchase full membership to immediately unlock this page

Know Your Bible

Forgotten Books' Full Membership provides unlimited access to more than 28,000 volumes of Christian literature for \$8.99/month

**HOLY
BIBLE**

Continue

*Fair use policy applies

- lae 284, euphrasiae 284, inulae 286, ligulariae 286, melampyri 284, ochraceum 293, petasitidis 285, pulsatillae 284, senecionis 285, sonchi 286, tussilaginis 285.
- Coleroa alchimillae 188, chaetomium 188, circinans 212, potentillae 188, subtilis 188.
- Colletotrichum gloeosporioides 471, hedericola 471, Lindemuthianum 482, malvarum 482.
- Collonema schizothyrioides 462.
- Colpoma quercina 140.
- Coniocybe nivea 129, pallida 129.
- Coniophora arida 358, betulae 358, byssoides 353, cerebella 358, lurida 358, puteana 358, subcinnamonea 358.
- Coniosporium arundinis 514, bambusae 514, caricis montanae 513, tab. IX, filicinum 513, inquinans 514, miserrinum 514, nigrum 513, physciae 129, 513, rhizophilum 514, secalis 514.
- Coniothecium amentacearum 533, applanatum 533, austriacum 533, betulinum 533, charticola 533, complanatum 533, effusum 533, phyllophilum 533.
- Coniothyrium agaves 436, castagnei 216, concentricum 436, Delacroixii 436, epimyces 435, Fuckelii 217, 436, hederiae 437, hellebori 436, melaspora 187, myriocarpum 436, olivaceum 436, olympicum 436, rhizophilum 224, ribis 436, sarothamni 436, sphaerospermum 436, subolivaceum 436, vagabundum 216, 436, Wernsdorffiae 436.
- Coprolepa equorum 186, fimeti 186, merdaria 186.
- Cordyceps capitata 177, cinerea 176, melolonthae 176, militaris 177, ophioglossoides 177, parasitica 177, pistillariiformis 176, sphecophila 176, sphingum 177.
- Coremium coprophilum 540.
- Corethrospis pulchra 538.
- Cornuella lemnae 275.
- Coronophora angustata 249, gregaria 249.
- Corticium amorphum Fries 358, Willk. 114, anthochroum 353, arachnoideum 353, aurantium 358, bombycinum 352, calceum 356, centrifugum 353, cinereum 357, coeruleum 356, comedens 357, coronatum 353, evolvens 355, flocculentum 356, giganteum 356, hepaticum 356, incarnatum 357, juniperi 357, lacteum 356, laeve 356, laevigatum 357, lilacinum 345, lividum 356, ochraceum 356, oosporum 352, polygonium 357, quercinum 357, radiosum 356, rutilans 356, sambuci 353, serum 352, sulphureum 354, uvidum 357, vagum var. solani 353.
- Coryne atrovirens 123, sarcoides 123, versiformis 123.
- Corynespora Mazei 531, melonis 531.
- Corynetes arenarius 88, atropurpureus 89, purpurascens 89.
- Coryneum Beyerinckii 526, bicorne 492, corni albae 489, disciforme 488, juniperinum 549, Kunzei 247, microstictoides 488, microstictum 489, Notarisianum 247, 488, pulvinatum 489, umbonatum 247, 488.
- Cosmospora coccinea 171.
- Craterellus clavatus 361, cornucopioides 361, crispus 361, lutescens 361, sinuosus 361.
- Craterocolla cerasi 347, rubella 347.
- Crepitus lupi 399.
- Cribraria onygena 346.
- Cronartium asclepiadeum (see below), ribesii 281, ribicola 281, ribis 281.
- Crucibulum vulgare 402.
- Crumenula pinicola 133.
- Cryptocoryneum fasciculatum 550.
- Cryptoderis bottnica 232, propinqua 232.
- Cryptomyces maximus 141, pteridis 141.

- Cryptosphaeria millepunctata* 241, *ocellata* 241, *populina* 238.
- Cryptospora aurea* 246, *betulae* 247, *corylina* 247, *hypodermia* 247, *populina* 247, *quercus* 246, *salicella* 234, *suffusa* 247, *versatilis* 247.
- Ctenomyces serratus* 154.
- Cucurbitaria acerina* 195, *acervata* 196, *amorphae* 196, *berberidis* 196, *caraganae* 195, *coluteae* 195, *coronillae* 197, *dulcamarae* 197, *elongata* 197, *gleditschiae* 195, *laburni* 197, *naucosa* 196, *pithyophila* 196, *rhamni* 195, *ribis* 196, *salicina* 196, *spartii* 197, *ulmea* 195.
- Cucurbitariaceae* 194.
- Cudonia circinans* 91.
- Cudoniella acicularis* 90, *marcida* 90, *minima* 91, tab. I & II, *Queletii* 90.
- Cyathicula coronata* 118, *pusilla* 125.
- Cyathus campanulatus* 403, *crucibulum* 402, *farctus* 402, *nitidus* 403, *olla* 403, *scutellaris* 402, *striatus* 403, *vernicosus* 403.
- Cylindrium aeruginosum* 496, *candidum* 496, *flavovirens* 496, *griseum* 496.
- Cylindrocolla urticae* 128, 544.
- Cylindrophoma strobi* 420.
- Cylindrosporium acicolum* 119, *filipendulae* 492, *hamatum* 493, *heraclei* 493, *niveum* 506, *padi* 493, *pastinacae* 493, *pimpinellae* 493.
- Cyphella alboviolascens* 361, *capula* 362, *galeata* 362, *muscicola* 362, *muscigena* 362, *straminea* 362, *villosa* 362.
- Cystopus bliti* 55, *candidus* 56, *cubicus* 57, *lepigoni* 55, *spinulosus* 57, *tragopogonis* 57.
- Cytodiplospora betulae* 440.
- Cytospora abietis* 432, *ambiens* 432, *asperulae* 434, *atra* 433, *atronitens* 432, *carphosperma* 433, *chrysosperma* 432, *cincta* 433, *clypeata* 433, *corni* 434, *cotoneastri* 434, *Curreyi* 432, *dolosa* 432, *Fuckelii* 432, *fugax* 432, *hippophaes* 433, *leucostoma* 433, *microspora* 433, *Mougeottii* 432, *nivea* 432, *occulta* 432, *oxyacanthae* 434, *personata* 432, *pinastri* 431, *pini* 431, *piricola* 433, *pithyophila* 431, *pseudoplatani* 433, *pustulata* 433, *robiniae* 434, *rubescens* 433, *salicis* 432, *sarothamni* 434, *taxifolia* 431, *tiliae* 433, *translucens* 432.
- Cytosporina* 237, *abietis* 464, *aspera* 251, 464, *ludibunda* 464, *millepunctata* 464.
- Dacryomyces chrysocomus* 348, *deliquescens* 349, *stillatus* 349, *syringae* 349, *tortus* 349, *urticae* 544, *virescens* 348.
- Dacryomycetinae* 348.
- Dactylium agaricinum* 504, *dendroides* 167.
- Daedalea abietina* 393, *betulina* 393, *Bulliardii* 392, *ferruginea* 393, *gibbosa* 393, *quercina* 393, *saligna* 392, *sepiaria* 394, *unicolor* 393.
- Daldinia concentrica* 253.
- Darluca filum* 440.
- Dasyscypha acutipila* 116, *albolutea* 115, *bicolor* 117, *calyciformis* 114, *calycina* 114, *calyculiformis* 117, *capillaris* 117, *caulicola* 120, *cerina* 115, *ciliare* 117, *clandestina* 118, *echinulatum* 118, *fuscescens* 117, *nivea* 116, *patens* 116, *patulum* 117, *pteridis* 114, *pulverulenta* 114, *radians* 115, *Rehmii* 116, *variecolor* 115, *virescens* 115, *Willkommii* 114.
- Delitschia Auerswaldii* 186, *bisporula* 186, *chaetomioides* 186, *Winteri* 186.
- Dematiaceae* 513.
- Dematium ciliare* 533, *conicum* 524, *fuscum* 519, *hispidulum* 518, *olivaceum* 183, *stemonitideum* 519.
- Dendrina pulla* 518.
- Dendrodochium epistroma* 170, 543, *nectriae* 170, *subtile* 119.
- Dendrophoma convallariae* 425, *didyma* 425, *pulvis-pyrius* 425.

- Dendryphium comosum* 227, 532, *nodulosum* 528, *penicillatum* 226, *toruloides* 532.
- Depazea agrimoniae* 409, *aquilegiae* 485, *asperulae* 431, *betaecola* 506, *crispans* 200, *juglandicola* 485, *lychnidis* 407, *pirolae* 201, *salicicola* 451, *stemmatea* 209, *vagans* 444.
- Dermatea acericola* 134, *alni* var. *aceris* 134, *ariae* 134, *carpineae* 134, *carpini* 134, *cerasi* 134, *eucrita* 134, *frangulae* 134, *padi* 134, *picea* 134, *prunastri* 135, *vernica* 134.
- Dermatella eucrita* 134, *frangulae* 134, *quercina* 134, *quercina* var. *aceris* 134.
- Desmazierella acicola* 114.
- Detonia arenaria* 95, *cinnabarina* 95.
- Diachora onobrychidis* 180.
- Diaporthe adunca* 242, *aesculicola* 243, *alnea* 242, *ambigua* 241, *arctii* 245, *aristata* 242, *Aubertii* 243, *Berkeleyi* 245, *Berlesiana* 244, *bitorulosa* 242, *cinerascens* 241, *circumscripta* 245, *conorum* 241, *corni* 242, *crataegi* 244, *cryptica* 245, *decorticans* 244, *denigrata* 245, *Desmazierii* 245, *detrusa* 243, *dulcamarae* 242, *epilobii* 245, *eres* 241, *exasperans* 243, *faginea* 243, *fasciculata* 241, *fibrosa* 244, *hystrix* 241, *idaeicola* 244, *immersa* 245, *importata* 242, *inaequalis* 245, *insignis* 244, *juglandina* 243, *juncae-ginearum* 204, *Laschii* 243, *Lebiseyi* 241, *leiphaemia* 243, *linearis* 245, *longirostris* 241, *maculosa* 241, *Malbranchei* 242, *multipunctata* 242, *nidulans* 244, *Niesslii* 243, *nigrella* 242, *nigricolor* 244, *occultata* 245, *orthoceras* 245, *padi* 244, *parabolica* 244, *pardalota* 242, *patria* 244, *picea* 242, *pithya* 242, *pustulata* 241, *quercus* 243, *resecans* 245, *rudis* 241, *salicella* 234, *sarothamni* 241, *scobina* 245, *sorbicola* 244, *spiculosa* 242, *spina* 242, *strumella* 244, *sulphurea* 242, *syngenesia* 244, *taleola* 243, *tesella* 242, *Tulasnei* 241, *velata* 243.
- Diatrypaceae 249.
- Diatrype bullata* 249, *disciformis* 249, *grandis* 239, *podoides* 252, *rimosa* 249, *stigma* 250.
- Diatrypella abietis* 250, tab. IV, *angulata* 251, *aspera* 251, *favacea* 250, *laevigata* 251, *melasperma* 249, *nigroannulata* 251, *pulvinata* 251, *quercina* 251, *Tocciaeana* 250, *verruciformis* 250.
- Dichaena faginea* 150, *quercina* 150.
- Dichaenaceae 150.
- Dichomera aequivoca* 449.
- Dicoccum asperum* 520.
- Didymaria aquatica* 505, *linariae* 503, *Ungeri* 503.
- Didymella applanata* 215, *culmigena* 215, *epilobii* 215, *Fuckeliana* 216, *intercellularis* 215, *superflua* 215, *trifolii* 215.
- Didymopsis helvellae* 502.
- Didymosphaeria acerina* 215, *applanata* 215, *aucupariae* 213, *betulae* 215, *brunneola* 215, *celata* 215, *culmigena* 215, *diplospora* 215, *empetri* 215, *fenestrans* 215, *Fuckeliana* 216, *idaei* 215, *intercellularis* 215, *marina* 214, *obtectata* 215, *populina* 212, *superflua* 215, *trifolii* 215, *vexata* 214.
- Didymosporium complanatum* 533, *elevatum* 483.
- Dilophia graminis* 216.
- Dilophospora graminis* 216, 464.
- Dimerosporium abjectum* 165.
- Dinemasporium graminum* 472, *herbarum* 472, *hispidulum* 472, *microsporum* 472, *pezicula* 472, *strigosum* 472.
- Diplocarpon rosae* 484.
- Diplocladium minus* 167, 503.
- Diplococcium resinae* 525.
- Diplodia acerina* 195, *amorphae* 195, *aristolochiae* 442, *aristolochiae-siphonis* 442, *atrata* 441, *betulae* 441, *cera-*

THIS PAGE IS LOCKED TO FREE MEMBERS
Purchase full membership to immediately unlock this page



Never be without a book!

Forgotten Books Full Membership gives universal access to 797,885 books from our apps and website, across all your devices: tablet, phone, e-reader, laptop and desktop computer

A library in your pocket for \$8.99/month

Continue

*Fair usage policy applies

- nulatum* 268, tab. V, *chryso-splenii* 269, *corydallis* 269, *crastophilum* 268, tab. V, *Fergussonii* 269, *fuscum* 269, *glaucii* 269, *Henningsianum* 269, tab. V, *hieroense* 268, *hottoniae* 274, *irregulare* 268, *linariae* 270, *matricariae* 270, tab. V, *microsporum* 269, *ossifragi* 268, tab. V, *picridis* 270, tab. V, *ranunculi* 268, *serotinum* 269, *Trailii* 270, *Ungerianum* 269.
- Ephelina galii* 128, *rhinanthi* 139.
- Epichloë typhina* 176.
- Epicoccum agyroides* 548, *equiseti* 548, *neglectum* 549, *nigrum* 548, *purpurascens* 549, *scabrum* 549, *tritici* 549, *vulgare* 549.
- Epicymatia vulgaris* 210.
- Epochnium monilioides* 525.
- Erineum aureum* 81, *populinum* 81.
- Eriocladus fistulosus* 369.
- Eriopeziza caesia* 113.
- Eriosphaeria alligata* 188.
- Eriospora leucostoma* 464.
- Erysibe vera* 258.
- Erysiphaceae* 159.
- Erysiphe adunca* 164, *alni* 163, *astragali* 163, *berberidis* 163, *bicornis* 164, *cichoriacearum* 162, *clandestina* 161, *communis* 162, *divaricata* 163, *evonymi* 163, *fuliginea* 160, *galeopsidis* 162, *graminis* 161, *guttata* 164, *horridula* 162, *labiatorum* 162, *lamprocarpa* 162, *Linkii* 162, *macularis* 160, *Martii* 162, *myrtillina* 161, *necator* 164, *pannosa* 161, *penicillata* var. *grossulariae* 163, *pisi* 162, *polygoni* 162, *tortilis* 162, *Tuckeri* 164, *umbelliferarum* 162.
- Eurotium herbariorum* 155, *oryzae* 155, *rosarum* 161, *stercorarium* 154.
- Euryachora geranii* 183, *sedi* 183, *stellariae* 183.
- Eustegia arundinacea* 124, *ilicis* 141.
- Eutypa Acharii* 239, *aspera* 241, *flavovirens* 239, *flavovirescens* 239, *hydroidea* 553, *lata* 238, *scabrosa* 239, *sparsa* 239, *spinosa* 239, 553.
- Eutypella grandis* 239, *pentagona* 240, *prunastri* 240, *sorbi* 240, *stellulata* 240.
- Exidia albida* 347, *auriculae Judae* 345, *gelatinosa* 346, *glandulosa* 347, *pithya* 346, *plicata* 346, *recisa* 346, *saccharina* 347.
- Excipula Bonordenii* 473, *empetri* 470, *impressa* 470, *prunellae* 470, *strigosa* 472, *strobi* 470, *turgida* 471.
- Excipulaceae* 470.
- Excipulina patella* 473, *pineae* 132, 473.
- Exoascus* see *Taphrina*.
- Exobasidium andromedae* 352, *arctostaphyli* 352, *azaleae* 351, *Brevieri* 343, *discoideum* 351, *Karstenii* 352, *ledi* 351, *myrtilli* 352, *oxycocci* 352, tab. VI, *rhododendri* 351, *Schinzianum* 269, *vaccinii* 351, *vaccinii uliginosi* 351, *vitis* 352.
- Exosporium deflectens* 549, *glomerulosum* 549, *hysterioides* 550, *tiliae* 550.
- Fabraea cerastiorum* 127, *ranunculi* 126, *Rousseauana* 126.
- Favolus Boucheanus* 378.
- Fenestella betulae* 246, *Faberi* 246, *fenestrata* 246, *hormospora* 246, *lycii* 246, *macrospora* 246, *media* 246, *melastoma* 246, *princeps* 246, *subvestita* 246, *ulmicola* 246, *vestita* 246.
- Fistulina hepatica* 394.
- Fomes annosus* 386, *applanatus* 383, *cryptarum* 386, *igniarius* 384, *laccatus* 383, *lucidus* 378, *obliquus* 388, *populinus* 385, *vegetus* 383.
- Frachiaea heterogena* 195.
- Fuckelia ribis* 430.
- Fuckelina microspora* 189, 520, *socia* 187.
- Fumago vagans* 166.
- Fungi imperfecti* 405.
- Funguli caliciformes* 403.
- Fungus calicaris* 399, *cerasorum* 384, *coralloides* 366, *in caudicibus nas-*

- cens 384, minimus 121, ophioglossoides 177, ramosus 255, ribi 385, sambucinus 345, sp. Oederi 177.
- Fusarium* album 547, amenti 476, amentorum 476, apiogenum 548, aurantiacum 548, avenaceum 546, betae 543, blasticola 545, brassicae 547, candidum 547, cerealis 546, cucumerinum 548, dianthi 547, equisetiolum 545, fructigenum 548, Fuckelii 170, graminearum 546, graminum 546, heleocharidis 546, herbarum 173, heteronemum 548, heterospora 545, heterosporium 546, Kühnii 353, 545, larvarum 545, lateritium 546, leguminum 547, mali 548, microsporium 173, miniatulum 546, moschatum 170, nivale 170, 546, oxysporum 547, pallens 547, pelargonii 547, phormii 211, pirinum 548, pyrochrom 173, 547, roseum 546, rostratum 173, rubi 170, salicis 546, sambucinum 548, sarcochrom 547, solani 548, strobilinum 545, tritici 546, tubercularioides 548, urticearum 547, ustilaginis 545, tab. IX, vasinfectum 547, Vogelii 464, Willkommii 547.
- Fusella* olivacea 514.
- Fusicladium* angelicae 521, aronici 203, betulae 212, cerasi 212, 521, crataegi 212, 521, dendriticum 521, depressum 521, fraxini 212, 522, orbiculatum 212, 521, pirinum 212, 521, pomi 212, 521, pyracanthae 521, radiosum 212, 520, ramulosum 520, saliciperdu 212, 520.
- Fusicoccum* abietinum 421, coronatum 142, galericulatum 431, noxium 180, quercinum 421.
- Fusicolla* betae 543.
- Fusidium* agrostidis 504, asteris 512, buxi 169, candidum 172, 547, cocci-neum 509, melampyri 496, pirinum 521, pteridis 474, punctiforme 508, vaccinii 351.
- Fusisporium* avenaceum 546, buxi 169, flavovirens 496, pyrinum 548.
- Fusoma* parasiticum 545.
- Galactinia* saniosa 96.
- Gasteromycetes* 398.
- Geaster* Bryantii 401, fimbriatus 401, fornicatus 401, limbatus 402, mammosus 401, pectinatus 401, radicans 401, rufescens 402, striatus 401, tenuipes 401, triplex 402.
- Geoglossaceae* 87.
- Geoglossum* atropurpureum 89, glabrum 89, glutinosum 89, hirsutum 89, ophioglossoides 89, viride 89.
- Geopyxis* ammophila 100, catinus 100, ciborium 100, cupularis 100, globosa 107, micropus 101, muralis 96, tuberculosa 101.
- Geotrichum* candidum 496, tab. I, mycoderma 495.
- Gibbera* vaccinii 195.
- Gibberella* baccata 173, cyanogena 174, pulicaris 174, Saubinetii 174.
- Gibberidia* visci 195.
- Gibellula* pulchra 538.
- Globaria* bovista 400, furfuracea 400.
- Gloeocystidium* incarnatum 357.
- Gloeosporium* acerinum 478, achaenii-colum 479, tab. VIII, alantosporum 480, alneum 477, alpinum 479, amentorum 476, antherarum 266, arvense 480, aurantiacum 487, Beckianum 476, betulae 180, 477, bottnicum 232, carpini 232, 477, cinctum 476, cinerascens 477, concentricum 478, coryli 232, 477, curvatum 478, cylindrospermum 232, 477, dactylidis 474, deformans 477, digitalidis 479, elasticae 478, epicarpium 478, equiseti 474, tab. VIII, fagi 478, filicinum 343, fructigenum 479, graminum 474, Haynaldianum 478, helcis 479, juglandis 232, lapponum 477, Lindemuthianum 482, macropus 211, maxillariae 476, Morianum 487, nervisequum 232, 478, nym-

- phaeae 500, oncidii 476, orbiculare 479, padi 232, paradoxum 140, patella 479, phacidiellum 140, phomoides 479, platani 478, populi-albae 477, propinquum 232, pruinatum 480, pteridis 141, 474, quercinum 477, radiosum 485, ribis 478, Robergii 232, salicis 477, samararum 480, secalis 474, tab. VIII, sorbi 479, Stanhopeae 476, struthiopteridis 345, suecicum 232, taxicolum 474, Thümenii 476, tiliae 478, tremulae 232, 477, trifolii 479, umbrinellum 477, valsoideum 478, vanillae 247, venetum 479, veronicarum 480, vince-toxici 480, Vleugelianum 232.
- Gloniopsis curvatum* 151, *ilicis* 151.
- Glonium confluens* 150, *lineare* 150.
- Gnomonia cerastis* 234, *conformis* 234, *depressula* 234, *erythrostoma* 234, *leptostyla* 234, *padicola* 232, *salicella* 234, *setacea* 232, *tubiformis* 235, *veneta* 234, *vulgaris* 235.
- Gnomoniaceae 231.
- Gnomoniella angelicae* 245, *comari* 235, *coryli* 233, *devexa* 235, *fimbriata* 233, *idaeicola* 244, *lugubris* 235, *tubiformis* 235, *vulgaris* 235.
- Godronia ericae* 462.
- Grandinia crustosa* 371, *granulosa* 371.
- Graphiola phoenicis* 275.
- Graphiothecium pusillum* 540.
- Graphium bicolor* 540, *pallescens* 540, *rigidum* 540.
- Guignardia alnea* 201, *baccae* 200, *Bidwellii* 200, *caricicola* 201, *Cookeana* 201, *leucothoës* 201, *microspora* 200, *millepunctata* 201, *perpusilla* 200, *punctoidea* 201.
- Gymnoasceae 153.
- Gymnoascus flavus* 154, *ossicola* 153, tab. I.
- Gymnoderma favosum* 374.
- Gymnosporangium clavariiforme* 299, *confusum* 298, *conicum* 298, *fuscum* 297, *juniperinum* 298, *sabinae* 297, *tremelloides* 299.
- Gyromitra curtipes* 92, *esculenta* 92, *gigas* 92.
- Hadrotrichum phragmitis* 180, 518, *virescens* 180, 518.
- Haplographium chlorocephalum* 519, *toruloides* 519.
- Haplosporella conglobata* 187, 437.
- Harpoglyphium pallescens* 540.
- Helicobasidium fimetarium* 345.
- Helicomycetes albus* 512, *aureus* 512.
- Helminthosphaeria clavariarum* 191.
- Helminthosporium arbusculoides* 528, *arundinaceum* 527, *avenae* 226, 527, *bromi* 226, *carpophilum* 525, *cerasorum* 526, *fusiforme* 528, *gramineum* 226, 527, *herniariae* 226, *interseminatum* 528, *macrocarpum* 528, *obliquum* 527, *rhabdiferum* 525, *rhizoctonum* 525, *rhopaloides* 528, *setariae* 527, tab. IX, *teres* 226, 527, *teretiusculum* 528, *tiliae* 550.
- Helmisporium arundinaceum* 527.
- Helotiaceae 105.
- Helotium aciculare* 91, *calyculus* 121, *citrinum* 121, *elongatum* 91, *epiphyllum* 121, *equisetinum* 119, *eurotioides* 122, *ferrugineum* 120, *herbarum* 122, *lenticulare* 122, *lutescens* 120, *moniliferum* 120, *pallescens* 121, *phiala* 121, *pineti* 119, *robustius* 120, *scutula* 122, *sepium* 122, *serotinum* 121, *subcarneum* 119, *sublenticulare* 121, *tuba* 122, *vaccinum* 120, *virgultorum* 121.
- Helvella albida* 93, *atra* 92, *crispa* 93, *elastica* 93, *esculenta* 92, *lacunosa* 93, *leucophaea* 93, *macropus* 102, *membranacea* 362, *mitra* 93, *pineti acaulis* 360, *pulla* 92, *sublicia* 93.
- Helvellineae 87.
- Hemiascineae 77.
- Hemibasidii 256.
- Hendersonia acicola* 144, *acuum* 445, *asparagi* 217, *canina* 446, *carpini* 230, *carpinicola* 230, *conorum* 445, *crastophila* 446, *decipiens* 447, *Des-*

THIS PAGE IS LOCKED TO FREE MEMBERS

Purchase full membership to immediately unlock this page

Know Your Bible

Forgotten Books' Full Membership provides unlimited access to more than 28,000 volumes of Christian literature for \$8.99/month

**HOLY
BIBLE**

Continue

*Fair use policy applies

- Hypocropa barbata* 185, *discospora* 185, *equorum* 186, *fimeti* 186, *fimicola* 185, *humana* 185, *insignis* 185, *merdaria* 186.
- Hypocrea alutacea* 175, *citrina* 175, *crustacea* 254, *cupularis* 195, *fungicola* 175, *gelatinosa* 175, *rufa* 175, *tremelloides* 542.
- Hypocreales* 167.
- Hypocreopsis pulchra* 175, *riccioidea* 175.
- Hypoderma brachysporum* 145, *commune* 144, 146, *Desmazierii* 145, *macrosporum* 144, *nervisequium* 144, *pinicolum* 145, *rubi* 146, *scirpinum* 145, *strobicolum* 145, *sulcigenum* 145, *virgultorum* 146.
- Hypodermataceae* 143.
- Hypodermella laricis* 144, *macrospora* 144, *nervisequia* 144, *sulcigena* 145.
- Hypomyces arachnoideus* 167, *aurantius* 167, *chrysospermus* 168, *deformans* 168, *lateritius* 168, *Linkii* 504, *luteovirens* 168, *ochraceus* 167, *pezizae* 167, *rosellus* 168, *tomentosus* 168, *torminosus* 168, *tuberosus* 497, *Tulasnearum* 168, *violaceus* 168, *viridis* 168.
- Hyospila bifrons* 236, *groenlandica* 232, *pustula* 236.
- Hypoxylon coccineum* 253, *cohaerens* 254, *concentricum* 253, *crustaceum* 254, *fragiforme* 253, *fuscum* 253, *multiforme* 253, *rubiginosum* 254, *serpens* 253, *udum* 254.
- Hysterangium stoloniferum* 398.
- Hysteriaceae* 150.
- Hysteriineae* 143.
- Hysterium angustatum* 150, *aquilinum* 182, *artemisiae* 146, *arundinaceum* 148, *commune* 146, *conigenum* 471, *curvatum* 151, *elongatum* 151, *fagineum* 471, *fraxini* 151, *herbarum* 148, *juniperinum* 148, *lineare* 150, *maculare* 149, *melaleucum* 149, *mytilinum* 151, *oxycoccus* 149, *pedicellatum* 150, *pinastri* 147, *pini* 147, *pulicare* 150, *quercinum* 141, *rubi* 146, *scirpinum* 145, *typhinum* 149.
- Hysterographium curvatum* 151, *elongatum* 151, *fraxini* 151.
- Hysteropeziza purpurascens* 137.
- Illosporium carneum* 170, 543, *coccineum* 170, 544, *corallinum* 544, *roseum* 543.
- Inonotus Hissingeri* 386.
- Irpex* see *Sistotrema*, *deformis* 391.
- Isaria arachnophila* 539, *aspergilliformis* 538, *brachiata* 539, *corallina* 539, *crassa* 539, *eleutheratorum* 176, *farinosa* 176, 539, *filiformis* 539, *fusiformis* 539, *intricata* 539, *lecanicola* 176, *minima* 539, *prolifera* 539, *sphacophila* 176, 539, *sphinxum* 176, *strigosa* 539, *subulata* 539, *sulphurea* 539, *truncata* 539, *velutipes* 539.
- Isariopsis alborosella* 541, *clavispora* 530.
- Ithyphallus impudicus* 398.
- Karlia* see *Guignardia* 200, *oxalidis* 207.
- Karschia lignyota* 130.
- Karstenula rhodostoma* 231.
- Kneiffia cinerea* 357, *levigata* 357.
- Labrella pomi* 467.
- Lachnea gregaria* 97, *hemisphaerica* 97, *hirta* 97, *insignis* 97, *livida* 98, *Lojkaeana* 98, *pulcherrima* 103, *scutellata* 97, *setosa* 97, *stercorea* 98, *theleboloides* 98, *umbrata* 98.
- Lachnella barbata* 116, *corticalis* 115, *papillaris* 116.
- Lachnum acutipilum* 116, *albotestaceum* 116, *bicolor* 117, *calyculiforme* 117, *capillare* 117, *ciliare* 117, *clandestinum* 118, *echinulatum* 118, *fuscescens* 117, *leucophaeum* 118, *nidulus* 116, *niveum* 116, *patens* 116, *patulum* 117, *sulphureum* 117, *tiliae* 118, *virgineum* 118.

- Laestadia see Guignardia 200, carpinea 234, epilobiana 213, oxalidis 207, veneta 234.
- Lanosa nivalis 546.
- Lasiobolus equinus 103, papillatus 102, pulcherrimus 103.
- Lasiobotrys lonicerae 165.
- Lecanidion anceps 131, atratum 131.
- Lenzites abietina 393, albida 393, betulina 393, sepiaria 394.
- Leotia Bulliardii 87, circinans 91, gelatinosa 90, lubrica 90, marcida 90, tuberculata 349.
- Leptoglossum latum 88, littorale 89, tab. I.
- Leptomitus lacteus 55.
- Leptosphaeria acorella 220, acuta 221, agnita 222, ammophilae 221, anarithma 219, apogon 218, arenariae 220, arundinacea 219, asparagina 217, Bellyneckii 221, Castagnei 216, caespitosa 217, chondri 214, coniformis 221, conii 223, coniothyrium 217, corticola 222, corvina 217, tab. IV, Crepini 217, culmicola 220, culmifida 219, culmifraga 219, culmorum 218, danica 214, derasa 223, diplodiella 217, dolioloides 223, doliolum 223, dumetorum 223, endiusae 222, epicalamia 217, equiseti 217, eustoma 220, exitosa 222, Fiedleri 223, Fuckelii 221, fuispora 222, graminum 221, hederiae 223, helminthospora 223, helvetica 216, herpotrichoides 219, hippophaës 222, insignis 219, junci 217, lacustris 220, leptospora 221, libanotidis 223, licatensis 221, littoralis 221, lycopodina 217, maculans 218, marcyensis 217, marina 214, maritima 218, Michotii 218, micropogonis 217, microscopica 218, modesta 224, monilispora 218, multiseptata 222, napi 217, 222, nardi 220, nigrans 218, occulta 218 tab. III, ogilviensis 224, ophiopogonis 217, phlogis 217, phragmiticola 219, planiuscula 224, Plemeliana 223, punctoidea 217, recutita 219, rubella 216, rubicunda 221, rusci 221, sabuletorum 221, salebricosa 221, salicariae 222, sambuci 223, scirpina 218, senecionis 217, Sowerbyi 218, sparsa 219, sphyridiana 216, suffulta 223, thalictri 217, Thielenii 223, tritici 220, typharum 221, vagabunda 216, 223, vagans 216.
- Leptostroma caricinum 144, 468, confluens 468, filicinum 182, 467, Henningsii 144, 467, herbarum 144, 468, hysterioides 470, juncacearum 467, juncinum 470, laricinum 144, lineare 468, lonicericolum 468, phragmitis 468, polygonatum 468, scirpinum 144, 467, scriptum 468, spiraeinum 468, virgultorum 144, 468.
- Leptostromaceae 466.
- Leptostromella hysterioides 144, 470, juncina 470.
- Leptothyrium acerinum 466, alneum 466, berberidis 144, castanea 142, 466, chimophilae 467, crastophilum 466, juglandis 466, litigiosum 466, medium 466, periclymeni 467, pini 466, pomi 467, populi 466, ptarmicae 141, quercinum 142, 466, radiatum 466, vulgare 144, 467.
- Libertella faginea 251, 493, parva 493.
- Licea bicolor 425, strobilina 293.
- Lichen agaricus 542, roseus 543.
- Linodochium hyalinum 119.
- Linospora capreae 236, ceutocarpa 236, populina 236, tremulae 236.
- Lizonia emperigonia 192, hypnorum 193.
- Lophidium compressum 199, ramorum 199.
- Lophiostoma angustilabrum 199, appendiculatum 199, arundinis 198, caulium 199, compressum 199, crenatum 199, macrostomoides 199, nucula 199, praemorsum 199, pseudomacrostromum 199, semiliberum 198, vagans 198.

Lophiostomaceae 198.

Lophiotrema angustilabrum 199, appendiculatum 199, auctum 199, crenatum 199, duplex 199, nucula 199, semiliberum 199.

Lophium dolabriforme 151, mytilinum 144.

Lophodermium abietis 146, arundinaceum 148, brachysporum 145, caricinum 149, cladophilum 149, gilvum 148, herbarum 148, juniperinum 148, macrosporium 144, maculare 149, melaleucum 149, Neesii 149, nervisequium 144, oxycocci 149, petiolicolum 149, pinastri 147, seriatum 149, typhinum 149.

Lycoperdineae 399.

Lycoperdon bovista L. 400, do. Pers. 399, caelatum 399, cancellatum 297, candidum 400, carpobolus 404, cervinum 158, constellatum 399, Cookei 399, corniferum 298, cyathiforme 399, echinatum 399, epiphyllum 309, favosum 399, filiforme 259, furfuraceum 400, gemmatum 400, giganteum 400, nigrescens 400, papillatum 399, piriforme 399, pratense 400, pusillum 400, saccatum 399, tessellatum 403. umbrinum 399, ungulinum 158, uteriforme 400.

Macrodiplodia Curreyi 230, ulmi 230.

Macrophoma Candollei 420, caricis 420, fraxini 421, hederacea 421, hyalina 421, pandani 420, Scheidweileri 420, strobi 420, taxi 420, ulmi 230.

Macropodia bulbosa 102, macropus 102, tomentosa 107.

Macrosporium arnicae 535, chartarum 534, cheiranthi 535, cirsii 536, clado-sporioides 535, commune 227, 535, convallariae 535, dauci 536, globuliferum 535, melophtorum 524, nobile 535, parasiticum 534, pelargonii 535, saponariae 535, sarcinulae 534, scyphophori 535, tomato 535, uvarum 535.

Magnusiella githaginis 84, lutescens 80, potentillae 85, umbelliferarum 77.

Mamiania coryli 233, fimbriata 233.

Marsonia & Marssonina see Marssonina.

Marssonina actaeae 486, aquilegiae 485, tab. VIII, aurantiaca 487, betulae 485, capsulicola 486, carnea 487, Castagnei 485, clematidis 486, daphnes 486, decolorans 486, Delastrei 485, forsythiae 487, tab. VIII, graminicola 484, juglandis 485, medicaginis 487, obscura 485, populi 485, potentillae 486, rosae 486, salicicola 485, sambuci 487, secalis 484, Thomasiana 488, truncatula 486.

Massaria argus 330, carpini 230, carpinicola 230, conspurcata 231, eburnea 231, fagi 231, foedans 230, hirta 230, loricata 231, macrospora 231, marginata 230, Niessleana 230, platanii 230, pupula 231, ulmi 230.

Massariaceae 230.

Massariella bufonia 231, Curreyi 231, vibratilis 231.

Massarina alnicola 234, eburnea 231.

Mastigosporium album 504.

Mastomyces Friesii 445, proboscidea 139, uberiformis 139. 445.

Mazzantia galii 180, sepium 180.

Melampsora abietis-caprearum 287, abietis-chamaenerii 294, aecidioides 289, allii-fragilis 287, areolata 293, betulina 292, caprearum 288, chamaenerii 294, cylindrica 290, epilobii 294, evonymi-capraearum 288, Hartigii 288, helioscopiae 292, hypericorum 291, Klebahnii 291, larici-capraearum 289, larici-daphnoides 289, larici-epitea 289, larici-pentandrae 289, larici-populina 289, larici-tremulae 289, lini 292, liniperda 292, Magnusiana 291, orchidi-repentis 288, pallida 286, pinitorqua 290, populina 289, repentis 288, ribesii-viminalis 288, Rostrupii 291, salicina 289, saxifragarum 293, vernalis 293.

Melampsoraceae 280.

THIS PAGE IS LOCKED TO FREE MEMBERS
Purchase full membership to immediately unlock this page



Never be without a book!

Forgotten Books Full Membership gives universal access to 797,885 books from our apps and website, across all your devices: tablet, phone, e-reader, laptop and desktop computer

A library in your pocket for \$8.99/month

Continue

*Fair usage policy applies

- esculenta 92, gigas 91, hybrida 91,
 patula 91, rimosipes 91.
 Morthieri mespili 469.
 Mucedinaceae 494.
 Mucorineae 71.
 Mucor agaricinus 72, botrytis 501,
 circinelloides 71, clavatus 72, crusta-
 ceus 156, de Baryi 72, elegans 73,
 erysiphe 160, fimetarius 74, florae
 71, fuliginosus 72, fusiger 72, glau-
 cus 155, herbariorum 155, mucedo
 71, mucerdae 71, nigrescens 523,
 nigropunctatus 72, plumbeus 71,
 pygmaeus 71, racemosus 71, Raman-
 nianus 71, spinosus 71, stercoreus
 74, stolonifer 72.
 Mucronella fascicularis 370.
 Munkiella 182.
 Mutinus caninus 398.
 Mycoderma cerevisiae 80.
 Mycogala parietinum 425.
 Mycogone cervina 504, perniciosa 504,
 pezizae 504, rosea 504.
 Mycosphaerella abietis 204, aegopodii
 202, affinis 210, albescens 209,
 alsines 207, applanata 207, aquilina
 203, aronici 203, asteroma
 200, bacillifera 205, basicola 205,
 brassicicola 207, brunneola 206,
 carinthiaca 203, caulicola 208, cera-
 sella 203, cinerascens 208, clymenia
 209, crataegi 208, cucurbitae 209,
 Dejaniza 203, depazeaeformis 207,
 Deschmannii 209, equiseti 204, eryn-
 gii 203, evonymi 203, exitialis 205,
 filicum 204, fragariae 208, hederi-
 cola 208, hieracii 203, hyperici 207,
 innumerella 208, iridis 206, isari-
 phora 207, Jaczewskii 202, junca-
 ginearum 204, tab. III, latebrosa
 207, lathyri 202, laureolae 203, liba-
 notidis 203, ligustri 203, lineolata
 205, tab. III, longissima 205, lysi-
 machiae 203, maculiformis 206,
 microspila 208, millégrana 203, mille-
 punctata 203, minor 209, nebulosa
 203, oxalidis 207, oxyacanthae 202,
 pedicularis 209, perforans 205, tab.
 III, picridis 203, piri 208, polypodii
 203, populi 206, psammae 205, tab.
 III, pteridis 204, punctiformis 206,
 pusilla 205, quercina 203, recutita
 205, ribis 207, tab. III & IV, rubella
 209, salicicola 203, schoenopراسي 206,
 scirpi lacustris 205, sentina 208,
 subradians 206, tabifica 203, Tassi-
 ana 206, taxi 204, topographica 208,
 Tulasnei 203, tussilaginis 203, typhae
 206, ulmi 206, vaccinii 209, vince-
 toxicici 209, vulnerariae 208, Wichu-
 riana 205, Winteriana 209.
 Myiocropon lycopodii 166, tab. II.
 Myrothecium roridum 549, verrucaria
 549.
 Mystrosporium adustum 534, polytri-
 chum 534.
 Mytilidion Karstenii 151.
 Myxocyclus confluens 492.
 Myxodiscus confluens 468.
 Myxosporium abietinum 480, alneum
 481, bellulum 480, carneum 481,
 coloratum 482, corni 482, coryli 481,
 deplanatum 481, devastans 481, fus-
 cum 481, griseum 481, hypodermium
 246, lanceola 481, lycii 482, mali
 173, 547, piri 482, populi tremulae
 480, salicinum 480, scutellatum 136,
 Spaethianum 422, sticticum 482, sub-
 falcatum 482, taleola 482, Tulasnei
 422, valsoideum 478.
 Myxotrichella fusca 519.
 Myxotrichum brunneum 154, char-
 tarum 154, 183, fuscum 519.
 Myzocyttium proliferum 54.
 Naemacyclus arctostaphyli 137, niveus
 137, Penegalensis 138.
 Naematelia encephala 347, rubiformis
 348, virescens 348.
 Naemospora Corchorii 482, flava 482.
 Naevia fuscella 136, minutula 137,
 pusilla 136.
 Napicladium arundinaceum 527, hor-
 dei 527, ossifragi 531, tremulae 520.

- Nectria aquaeductum* 170, *brassicae* 173, *chlorella* 171, *cinnabarina* 171, *coccinea* 172, *coryli* 172, *cosmariospora* 170, *cucurbitula* 171, *dematiosa* 172, *Desmazierii* 170, *ditissima* 172, *episphaeria* 170, *Fuckelii* 171, *gibbera* 170, *graminicola* 171, *inaurata* 173, *Keithii* 170, *leptosphaeriae* 171, *lichenicola* 171, *Magnusiana* 170, *peziza* 172, *punicea* 173, *ribis* 171, *rubi* 170, *sanguinea* 173, *solani* 173, *tuberculata* 170, *Versonina* 170, *vulgaris* 173.
- Nectriella chrysites* 169, *Rousseliana* 169.
- Nectroidaceae* 465.
- Nemaspora grisea* 481.
- Nematogonium aurantiacum* 502.
- Neottiospora caricum* 426, *schizochlamys* 426.
- Nesolechia oxyspora* 130.
- Nidularia Berkeleyi* 402, *campanulata* 403, *confluens* 402, *corrugata* 402, *crucibulum* 402, *denudata* 402, *farcta* 402, *globosa* 402, *granulifera* 402, *laevis* 402, *pisiformis* 402, *pulvinata* 402, *radicata* 402, *striata* 402.
- Niptera agrostemmatidis* 125.
- Nitschkia cupularis* 195.
- Nummularia Bulliardii* 252.
- Ocellaria aurea* 136.
- Ochropsora pallida* 286, *sorbi* 286.
- Octaviana asterosperma* 398.
- Odontia barba Jovis* 371, *fimbriata* 371.
- Odontotrema inclusa* 131.
- Oedocephalum glomerulosum* 496.
- Oedomyces leproides* 54.
- Oidium aceris* 164, *berberidis* 163, *bulbigerum* 161, *chartarum* 514, *chrysanthemidis* 162, *crataegi* 161, *epilobii* 160, *erysiphoides* 162, *eucalypti* 165, *evonymi japonici* 165, *farinosum* 161, *fragariae* 160, *lactis* 495, *lamii* 162, *leucoconium* 161, *monilioides* 160, *myosotidis* 162, *oxalidis* 165, *quercinum* 164, *rubellum* 161, *tritici* 161, *Tuckeri* 164, *valerianellae* 165, *violae* 165, *virescens* 522.
- Oligoporus ustilaginoides* 392.
- Olpidium diplochytrium* 49, *luxurians* 49.
- Ombrophila lilacea* 123, *livida* 123, *nanella* 123, *quisquiliaris* 123, *sarcoides* 123, *strobilina* 123, *violacea* 123.
- Onygenaceae* 157.
- Onygena caprina* 158, *corvina* 157, *decorticata* 346, *equina* 157, *faginea* 346, *ovina* 157, *piligena* 157, *ungulina* 158.
- Oospora casei* 494, *compacta* 495, *crustacea* 495, *cyanescens* 495, *equina* 494, *lactis* 495, *microsperma* 495, *nivea* 495, *porriginis* 494, *verbasci* 495.
- Opegrapha lichenoides* 151.
- Ophiobolus acuminatus* 225, *acuta* 225, *bardanae* 225, *Cesatianus* 225, *cirsii* 225, *clavisporus* 225, *culmorum* 224, *erythrosporus* 224, *fruticum* 225, *galii veri* 225, *graminis* 224, *herpotrichus* 224, *hyperici* 453, *nigrificans* 225, *porphyrogonus* 225, *rubellus* 225, *rudis* 224, *tenellus* 225, *urticae* 224, *vulgaris* 225.
- Orbilina chrysocoma* 128, *coccinella* 128, *rubella* 128, *xanthostigma* 128.
- Ostropaceae* 150.
- Otidea abietina* 101, *cochleata* 98, *leporina* 98, *micropus* 101, *onotica* 98.
- Otthia aceris* 196, *corylina* 194, *piri* 195, *populina* 194, *pruni* 196, *quercus* 194, *rosae* 196, *spiraeae* 195, *xylostei* 195.
- Ovularia acutata* 507, *aplospora* 499, *asperifolii* 499, *carneola* 499, *cynoglossi* 499, *decipiens* 499, *destructiva* 498, *deusta* 499, *doronici* 500, *duplex* 499, *gei* 507, *gnaphalii* 500, *inulae* 512, *lamii* 499, *nymphaearum* 500, *obliqua* 498, *primulana* 499, *pulchella* 498, *pusilla* 499, *rigidula*

498, *Schroeteri* 499, *Schwarziana* 499, *Sommeri* 498, *sphaeroidea* 499, *stellariae* 540, *veronicae* 499, *viciae* 499, *virgaureae* 500, *Vossiana* 500. *Ovulariella nymphaearum* 500.

Pachyphloeus melanoxanthus 152.

Paipalopsis Irmischiae 272.

Palmella rosea 593.

Papulospora sepedonioides 497.

Passalora bacilligera 522, *microsperma* 522, *polythrincioides* 521, *pyracanthae* 521.

Patellaria anceps 131, *atrata* 131, *coriacea* 255, *inclusa* 131, *proxima* 131, *triseptata* 131.

Patellariaceae 130.

Patella commutata 130, *lignyota* 130, *sanguinea* 130.

Peckiella Tulasnearum 168, *viridis* 168, *Vuilleminiana* 168.

Penicillium bicolor 156, *camemberti* 156, *candidum* 156, *crustaceum* 156, *fasciculatum* 156, *glaucum* 156, *roqueforti* 156, *Wortmanni* 156.

Peniophora corticalis 357, *laevigata* 357, *quercina* 357.

Periconia byssoides 516, *nigrella* 516, *pycnospora* 516.

Peridermium Boudieri 285, *conorum piceae* 343, *Cornui* see behind, *elatinum* 295, *Fischeri* 286, *Jaapii* 284, *Klebahni Fischer* 286, do. *Rostrup* 281, *Magnusianum* 286, *oblongisporium* 285, *piceae* 343, *pini* 284, *Plowrightii* 285, *Rostrupii* 284, *Soraueri* 284, *Stahlii* 284, *strobi* 281, *Wolffii* 284, 285.

Periola furfuracea 435, *hirsuta* 544, *pubescens* 545, *tomentosa* 544.

Perisporiaceae 165.

Perisporiales 159.

Perisporium funiculatum 166.

Peronospora affinis 63, *alsinearum* 61, *alta* 69, *antirrhini* 68, *arborescens* 63, *arenariae* 62, *asperuginis* 68, *betae* 62, *bulbocapni* 64, *calotheca*

69, *candida* 68, *chlorae* 69, *chryso-splenii* 65, *conglomerata* 65, *corydallis* 64, *crispula* 64, *cytisi* 67, *densa* 60, *dianthi* 62, *dipsaci* 70, *effusa* 62, *epilobii* 59, *farinosa* 62, *ficariae* 63, *gangliformis* 60, *gentianae* 69, *grisea* 69, *infestans* 58, *knautiae* 70, *lactucaae* 60, *lamii* 69, *leptosperma* 70, *linariae* 68, *lini* 65, *myosotidis* 68, *nivea* 60, *obovata* 62, *Oerteliana* 68, *ononidis* 67, *parasitica* 64, *phyteumatis* 69, *polygoni* 61, *potentillae* 66, *pulveracea* 63, *pygmaea* 59, *radii* 70, *rubi* 65, *rumicis* 61, *Schachtii* 62, *Schleideni* 61, *setariae* 59, *sordida* 68, *sparsa* 65, *stigmaticola* 69, *trifoliorum* 66, *urticae* 61, *valerianae* 70, *valerianellae* 70, *viciae* 66, *violacea* 70, *violae* 65, *viticola* 59.

Peronosporineae 55.

Pestalozzia camptosperma 491, *compta* 490, *coryli* 489, *funerea* 490, *gongrogena* 491, *Guepini* 490, *Hartigii* 490, *juniperi* 489, *maculicola* 491, tab. VIII, *phacidioides* 474, *truncata* 491.

Pezicula carpinea 134.

Peziza abietina 101, *acetabulum* 102, *aeruginosa* 106, *alba* 119, *albomarginata* 120, 362, *alboviolascens* 361, *alni* 125, *alutacea* 107, *amenti* 120, *amplissima* 96, *ancilis* 101, *annulata* 116, *anomala* 362, *anularis* 107, *applanata* 99, *aquatica* 94, *arenaria* 95, *atrata* 125, 131, *atrovirens* 123, *aurantia* 102, *badia* 96, *barbata* 116, *bicolor* 115, 117, *bicucullata* 102, *biformis* 115, *bolaris* 107, *bulbosa* 102, *caesia* 113, *callosa* 125, *calycina* 114, *calyculiformis* 117, *calyculus* 121, *Candolleana* 111, *capillaris* 117, *capula* 362, *carnea* 119, *carnosa* 123, *catinus* 100, *caucus* 107, *caulicola* 120, *cerea* 95, *cerina* 115, *cernua* 362, *chrysocoma* 128, 349, *ciborium* 100, *ciliaris* 117, *ciliata* 97, *cinerea* Karst. 103, do. *Fries* 125, *cinnabarina*

THIS PAGE IS LOCKED TO FREE MEMBERS

Purchase full membership to immediately unlock this page

Know Your Bible

Forgotten Books' Full Membership provides unlimited access to more than 28,000 volumes of Christian literature for \$8.99/month

**HOLY
BIBLE**

Continue

*Fair use policy applies

- solani 120, sordida 120, strobilina 119, tuba 122, virgultorum 121.
- Philocopra plejospora* 185, *similis* 185.
- Phlebia aurantiaca* 371, *radiata* 371.
- Phleospora aceris* 202, 463, *aesculi* 202, 463, *Bresadolae* 464, *caraganae* 202, *castanicola* 202, 463, *fulvescens* 463, *lathyri* 202, *maculans* 463, *maculiformis* 463, *mori* 463, *oxycanthae* 202, 463, *pseudoplatani* 463, *quercicola* 202, *ribis* 454, *robiniae* 464, *rosae* 455, *ulmi* 463, *ulmicola* 202, 463.
- Phloeophtora syringae* 58.
- Phlyctaena Magnusiana* 457, *pseudophoma* 464.
- Phoma abietina* 421, *abietis* 204, 413, *acervalis* 414, *acicola* 413, *achilleae* 424, *aculeorum* 417, *acuta* 415, *albicans* 424, *alchimillae* 409, *alliicola* 414, *alnea* 421, *ambigua* 422, *amphiphilae* 414, *anethi* 418, *anigozanthi* 203, *anthrisci* 417, *apiicola* 417, *arctii* 424, *asparagi* 414, *atriplicina* 415, *aucubae* 417, *baccae* 416, *Berkeleyi* 417, *betae* 203, 415, *brassicae* 416, *caricis* 420, *caulographa* 418, *cinerascens* 422, *clematidis* 415, *complanata* 418, *conorum* 421, *controversa* 423, *Cookei* 416, *corni* 423, *corrientina* 414, *corticicola* 414, *crataegi* 417, *cyclospora* 211, *cydoniae* 417, *Debeauxii* 418, tab. VI, *deflectens* 413, *denigrata* 423, *depressa* 423, *detrusa* 422, *dipsaci* 420, *dulcamarae* 423, *Durandiana* 422, *effusa* 415, *eguttulata* 413, *elymi* 414, *epilobii* 417, *epiphylla* 409, *equiseti* 412, *eryngiicola* 423, *exigua* 415, *faginea* 415, *foveolaris* 422, *fraxinea* 420, *Fuckelii* 194, *graminis* 413, *herbarum* 414, *hyalina* 421, *hysterella* 412, *ilicicola* 416, *juglandina* 421, *juniperi* 412, *laricis* 413, *laurella* 416, *Lebiseyi* 422, *leguminum* 417, *leptidea* 418, *leucostigma* 410, *Libertiana* 412, *linedata* 413, *lirelloides* 416, *lycopodii* 434, *mahoniae* 407, *malvacearum* 416, *marina* 412, *melaena* 200, 417, *myricae* 415, *napobrassicae* 416, *nebulosa* 203, 415, *nigrella* 423, *oblonga* 421, *oppilata* 414, *ornithophila* 420, *ossicola* 420, *pandani* 420, *penicillata* 226, *petiolorum* 226, *phacidioides* 416, *phaseoli* 417, *picea* 416, *pinastrella* 413, *pini* 413, *pinicola* 413, *pithya* 421, *pithyella* 413, *pithyophila* 413, *polemonii* 419, *polygonatea* 414, *pomorum* 417, *pseudacaciae* 423, *punctiformis* 415, *pustula* 236, *pustulata* 422, *ramulicola* 417, *ranunculacearum* 415, *reniformis* 200, *rhodora* 418, *rhoeadis* 416, *ribicola* 416, *Rostrupii* 418, *rubiginosa* 417, *ruborum* 417, *rudis* 224, 423, *salicina* 414, *salicis* 414, *samararum* 420, *saligna* 236, *sambucella* 423, *sanguinolenta* 418, *sarothamni* 423, *sceptri* 419, *silvatica* 419, *sophorae* 417, *sphaerosperma* 415, *spuria* 416, *strobiligena* 413, *subordinaria* 423, *tabifica* 415, *tamarisci* 418, *taxi* 420, *thujana* 413, *Thümenii* 416, *typhae* 414, *urticae* 415, *uvicola* 200.
- Phomatospora apiculata* 233, *arenaria* 232, tab. IV, *Berkeleyi* 232, *therophila* 232.
- Phomopsis achilleae* 424, *aesculi* 245, 422, *albicans* 226, 424, *alnea* 421, *ambigua* 422, *arctii* 424, *cinerascens* 422, *conorum* 421, *controversa* 423, *corni* 423, *denigrata* 423, *depressa* 423, *detrusa* 422, *dulcamarae* 423, *Durandiana* 422, *eryngiicola* 423, *foveolaris* 422, *juglandina* 421, *Lebiseyi* 422, *leptostromiforme* 422, *notha* 422, *oblonga* 421, *picea* 416, *pithya* 421, *pseudacaciae* 423, *pustulata* 422, *quercina* 421, *rudis* 423, *sambucella* 423, *sarothamni* 423, *subordinaria* 423, *Tulasnei* 422.
- Phragmidium apiculatum* 342, *asperum* 342, *bulbosum* 341, *fragariastrum* 340,

- fusiforme* 341, *gracile* 342, *incrassatum* 341, *mucronatum* 341, *obtusum* 340, *perforans* 341, *potentillae* 340, *rosae* 340, *rosae alpinae* 341, *rosae pimpinellifoliae* 341, *rosarum* 341, *rubi* 341, *rubi idaei* 342, *rubi saxatilis* 341, *ruborum* 341, *sanguisorbae* 342, *saxatile* 341, *subcorticium* 341, *tormentillae* 340, *tuberculatum* 341, *violaceum* 342.
- Phragmonaevia hysteroioides* 137.
- Phycomyces nitens* 72, *splendens* 72.
- Phycomycetes* 49.
- Phyllachora alnicola* 522, *angelicae* 521, *betulina* 182, *bromi* 182, *cynodontis* 180, *graminis* 182, *heraclei* 493, *junci* 182, *fraxini* 213, 522, *latitans* 430, *pastinacae* 493, *poae* 180, *podagrariae* 457, *pomigena* 182, *sorbi* 213, *stellariae* 183, *trifolii* 524, *ulmi* 463.
- Phyllactinia corylea* 164, *guttata* 164, *suffulta* 164.
- Phyllosticta aceris* 408, *agrimoniae* 409, *alchimillae* 409, *alismatis* 406, *althaeina* 408, *aquifolii* 407, *arunci* 203, *atriplicis* 444, *aucubicola* 410, *auriculata* 411, *baldensis* 407, *berberidis* 407, *betae* 407, *calycanthi* 408, *camelliae* 408, *cerasicola* 409, *chenopodii* 444, *cicutae* 410, *coniothyrioides* 410, *coronaria* 409, *corrodens* 407, *cruenta* 406, *Curreyi* 274, *cydoniae* 409, *cytisi* 410, *destructiva* 437, *destruens* 407, *dulcamarae* 410, *effusa* 415, *elymi* 414, *epiphylla* 409, *eryngii* 410, *eucalypti* 410, *evonymella* 203, *evonymi* 408, *farfarae* 203, 411, *forsythiae* 411, *fraxinicola* 406, *grandimaculans* 409, *grossulariae* 409, *Haynaldii* 408, *hedericola* 410, *helvetica* 406, *hydrangeae* 409, *laureolae* 408, *leptidea* 418, *leucostigma* 410, *leucothoës* 410, *ligustri* 203, 411, *lychnidis* 407, *maculiformis* 407, *mahoniae* 407, *mali* 409, *mespili* 410, *nebulosa* 407, *nerii* 411, *opuli* 411, *osteospora* 408, *oxalidis* 408, *palmarum* 406, *persicae* 409, *petasitidis* 411, *phacidioides* 416, *pirina* 409, *platanoidis* 408, *polygonorum* 407, *populina* 407, *potamogetonis* 406, *primulicola* 410, *prunicola* 409, *pseudoplatani* 408, *punctiformis* 415 *quercus-ilicis* 407, *rhois* 408, *ribicola* 409, *ricini* 408, *ruscicola* 406, *salicicola* 406, *scrophulariae* 410, *sphyridiana* 406, *stemmaea* 406, *symphoricarpi* 411, *syringae* 410, *tabifica* 415, *tiliae* 408, *typhae* 414, *typhina* 406, *verbenae* 410, *viburni* 411, *vincetoxici* 411, *violae* 507.
- Physalospora alpina* var. *Crepiniana* 211, *apiculata* 233, *astragali* 211, *cattelyae* 211, *clarae bonae* 211, *empetri* 211, *fallaciosa* 211, *gregaria* 211, *minutula* 211, *salicis* 211.
- Physoderma acetosellae* 51, tab. I, *butomi* 51, *comari* 52, *deformans* 51, tab. I, *heleocharidis* 51, *hippuridis* 52, tab. I, *leproides* 54, *maculare* 50, *menyanthis* 52, *myriophylli* 52, tab. I, *pulposum* 54, *tenui* 52, *vagans* 53.
- Phytophthora cactorum* 57, *fagi* 57, *infestans* 58, *omnivora* 57, *syringae* 58.
- Pichia membranifaciens* 78.
- Piggotia astroidea* 180, 467.
- Pilacre faginea* 345, *Petersii* 346.
- Pilaira anomala* 74, *fimetaria* 74.
- Pilidium fuliginosum* 141.
- Piligena lycoperdioides* 157.
- Pilobolus anomalus* 74, *crystallinus* 73, *Kleinii* 73, *longipes* 73, *roridus* 73.
- Pionnotes pinastri* 119, *sanguinea* 174.
- Piptocephalis arrhiza* 74, *Freseniana* 74.
- Pirobasidium sarcoides* 123, 539.
- Pirostoma circinans* 469.
- Pistillaria carnea* 366, *micans* 366, *musciicola* 363, *ovata* 363, *pusilla* 363, 366, *quisquiliaris* 366.

- Pithya cupressi* 118, *cupressina* 118, *vulgaris* 118.
- Placosphaeria cerastii* 180, *cicutae* 410, *clypeata* 468, *cynodontis* 180, *dothi-deoides* 180, 430, *galii* 180, *genistae* 431, *graminis* 180, 430, *junci* 180, *onobrychidis* 180, *punctiformis* 140, 431, *rimosa* 430, *sedi* 180, 431, *sepi-um* 180, *stellariae* 180, 431, *urticae* 431.
- Plasmopara densa* 60, *epilobii* 59, *geranii* 59, *nivea* 60, *obducens* 59, *pusilla* 59, *pygmaea* 59, *viticola* 59.
- Plectania melastoma* 106.
- Plectascineae* 153.
- Plectobasidiineae* 403.
- Pleomassaria rhodostoma* 231, *siparia* 231.
- Pleonectria Lamyi* 170.
- Pleosphaeria mutabilis* 198, *otagensis* 196.
- Pleospora abscondita* 228, *albicans* 226, *allii* 229, *asparagi* 229, *avenae* 226, *bromi* 226, *calvescens* 227, *chlamydospora* 229, *conglutinata* 227, *dianthi* 226, 229, *Ditziana* 227, *discors* 228, *fagi* 229, *Gilletiana* 230, *graminea* 226, *herbarum* 229, *herniariae* 229, *hesperidearum* 227, *infectoria* 228, *lycopodii* 227, tab. IV, *maritima* 227, *media* 228, *meliloti* 229, *microspora* 228, *oligomera* 229, *orbicularis* 229, *Passeriniana* 226, *pellita* 226, *penicillus* 226, *petiolorum* 226, *punctiformis* 228, *putrefasciens* 227, *pyrenophoroides* 228, *rubicola* 229, *rubicunda* 227, *salicorniae* 229, *salsolae* 229, *scirpicola* 227, *teres* 226, *trichostoma* 226, *triglochinis* 227, *typhicola* 228, *vagans* 227, *vulgaris* 228.
- Pleosporaceae* 211.
- Pleosporopsis strobilina* 293, *strobilorum* 191.
- Plicaria badia* 96, *fimeti* 96, *membranacea* 96, *muralis* 96, *pustulata* 96, *repanda* 96, *saniosa* 96.
- Plicariella fuliginea* 97, *murina* 97.
- Plowrightia berberidis* 181, *irregularis* 181, *ribesia* 181, *virgultorum* 180.
- Podisoma sabiniae* 297, *tremelloides* 299.
- Podoporia sanguinolenta* 391.
- Podosphaera clandestina* 161, *leuco-tricha* 161, *myrtillina* 161, *oxyacanthae* 161, *tridactyla* 161.
- Podospora coprophila* 184, *curvula* 184, *decipiens* 184, *fimiseda* 185, *minuta* 185.
- Polycystis parallela* 292, *pomphylogodes* 273.
- Polyporaceae* 375.
- Polyporus abietinus* 388, *acanthoides* 380, *adustus* 382, *albidus* 387, *albo-carneogilvidus* 389, *alutaceus* 380, *amorphus* 382, *annosus* 386, *applanatus* 383, *arcularius* 377, *betulinus* 383, *Boucheanus* 378, *Braunii* 389, *brumalis* 376, *Bulliardii* 392, *caesius* 381, *candidus* 380, *caudicinus* 380, *chioneus* 381, *cinnabarinus* 392, *conchatus* 385, *connatus* 385, *crispus* 382, *croceus* 381, *cryptarum* 386, *cuticularis* 382, *deformis* 391, *dryadeus* 383, *elegans* 378, *emollitus* 389, *epileucus* 380, *evonymi* 385, *ferruginosus* 388, *floriformis* 380, *fomentarius* 383, *fragilis* 381, *Friesianus* 389, *frondosus* 379, *fumosus* 381, *giganteus* Fries 380, do. Hornem. 379, *Gillotii* 386, *hirsutus* 387, *hispidus* 382, *holmiensis* 381, *igniarius* Fries 384, do. Vahl 385, *imbricatus* 380, *incarnatus* 389, *incendiarius* 377, *intybaceus* 379, *kymathodes* 382, *lacteus* 381, *lucidus* 378, *luteoalbus* 390, *marginatus* 385, *medulla panis* 390, *melanopus* 378, *micans* 389, *mollis* 381, *molluscus* 390, *nidulans* 381, *nigricans* 384, *niveus* 381, *nodulosus* 387, *nummularius* 378, *obliquus* 388, *odoratus* 391, *ovinus* 376, *pallescens* 381, *perennis* 377, *picipes* 378, *pictus* 377,

THIS PAGE IS LOCKED TO FREE MEMBERS
Purchase full membership to immediately unlock this page



Never be without a book!

Forgotten Books Full Membership gives universal access to 797,885 books from our apps and website, across all your devices: tablet, phone, e-reader, laptop and desktop computer

A library in your pocket for \$8.99/month

Continue

*Fair usage policy applies

319, eriophori 300, extensicola 302, Fergussonii 316, festucae 312, fusca 315, galii 322, galiorum 322, gemella 318, gentianae 324, gibberosa 312, glechomatis 323, glumarum 308, graminis 304, helianthi 327, heraclei 321, herniariae 314, hieracii 329, holcina 307, hordei 307, hypochaeridis 330, hyoseridis 330, inquinans 324, intybi 329, iridis 313, junci 299, juniperi 297, Karstenii 321, lamsanae 328, leontodontis 330, libanotidis 321, limosae 303, littoralis 299, lolii 312, lychnidearum 314, major 329, Magnusiana 311, malvacearum 316, menthae 323, milii 308, millefolii 327, molinae 310, Montagnei 314, nemoralis 310, oblonga 299, obscura 300, obtegens 325, orchidearum-phalaridis 303, oreoselini 321, paludosa 303, Passerini 321, perplexans 311, persistens 310, petroselini 321, phalaridis 304, phlei-pratensis 305, phragmitis 311, picridis 330, pimpinellae 319, poarum 309, polygoni 313, polygoni-amphibii 313, porri 313, praecox 329, pratensis 308, prenanthis 330, Pringsheimiana 301, pruni-spinosae 318, ptarmicae 327, pulsatillae 315, pulverulenta 319, punctata 322, pygmaea 311, ribis 318, rubigo vera 305, Rübsaamenii 323, saniculae 319, saxifragae 318, Schneideri 323, scirpi 300, scorzonerae 330, sessilis 303, silenes 314, silvatica 301, simplex 307, singularis 315, smilacearum-digraphidis 303, sonchi 329, spergulae 314, straminis 305, 308, suaveolens 325, subfusca 315, subtecta 326, synantherarum 324, tanaceti 327, taraxaci 329, tenuistipes 302, thesii 321, tinctoriae 325, tinctoriicola 315, tragopogonis 330, Trailii 311, triarticulata 310, triseti 307, tritici 308, triticina 306, truncata 322, uliginosa 302, Vaillantii 322, variabilis 329,

veronicae 323, veronicarum 323, verrucae 326, vincae 324, violae 316, violarum 316, virgaureae 328, Winteriana 304, Zopfii 315.

Pucciniaceae 297.

Pucciniastrum agrimoniae 293, *agrimoniae eupatoriae* 293, *chamenerii* 294, *circaeae* 294, *galii* 295, *ochraceum* 293, *padi* 293, *pirolae* 294, *pustulatum* 294, *sparsum* 295, *vacciniorum* 295.

Pustularia amplissima 96, *cerea* 95, *coronaria* 96, *isochroa* 96, *vesiculosa* 95.

Pycnochytrium 49.

Pyrenochaeta furfuracea 435, tab. VIII, *pubescens* 530.

Pyrenopeziza agrostemmatidis 125, *atrata* 125, *campanulae* 127, *caricis* 127, *compressula* 127, *galii veri* 128, *Karstenii* 127, *ligni* 133, *lignicola* 125, *multipuncta* 127, *nigrella* 127, *plantaginis* 127, *polymorpha* 127, *radians* 127.

Pyrenophora calvescens 226, *phaeocomes* 226, *relicina* 226.

Pyronema domesticum 94, *ompholodes* 94, *Thümenii* 94.

Pyronemaceae 94.

Pythium cystosiphon 55, *de Baryanum* 55.

Quaternaria dissepta 251, *Persoonii* 251.

Rabenhorstia rudis 430, *salicis* 180, *tiliae* 430.

Radulum aterrimum 553, *orbiculare* 371, *quercinum* 371, *tomentosum* 371.

Ramaria see *Clavaria*.

Ramularia acutata 507, *aequivoca* 201, 506, *agrestis* 506, *ajugae* 510, *alimatis* 505, *anagallidis* 510, *anchusae* 509, *anchusae officinalis* 509, *angelicae* 508, *anserinae* 507, *anthrisci* 508, *armoraciae* 506, *aromatica* 506,

- arvensis 507, asteris 512, asteris tri-
polii 512, beccabungae 509, betae
506, brunnea 203, calcea 510, cal-
thae 506, campanulae-latifoliae 510,
canadensis 505, cardamines 506, cen-
taureae 511, cervina 511, cicutae 508,
circaeae 508, cirsii 511, coccinea 509,
concomitans 512, cupulariae 511,
cylindroides 509, cynarae 511, cyno-
glossi 499, deflectens 506, destruc-
tiva 498, dulcamarae 509, enecans
508, epilobii-palustris 508, epilobii-
parviflori 508, epilobii-rosei 508,
erodii 507, exilis 510, filaris 511,
galegae 508, gei 507, geranii 507,
geranii-sanguinei 507, geranii-silva-
tici 507, gibba 506, heraclei 508,
hieracii 203, inulae 512, inulae bri-
tannicae 512, Karstenii 508, lactea
506, lamsanae 512, lychnicola 506,
lysimachiae 203, 509, lysimachiarum
509, macrospora 510, Magnusiana
509, malvae 507, malvae-moschatae
507, menthicola 510, montana 508,
nivea 510, onobrychidis 508, picri-
dis 512, plantaginea 510, plantaginis
510, pratensis 506, primulae 509,
pruinosa 511, pseudococcinea 510,
punctiformis 508, rhei 506, rosea
203, 506, sambucina 510, saxifragae
507, scabiosae 511, senecionis 511,
silvestris 511, sphaeroidea 499, sta-
tices 509, stellariae 540, succisae
511, tanaceti 511, tab. IX, taraxaci
512, tozziae 510, tricherae 511, tri-
folii 203, Tulasnei 203, 507, ulma-
riae 507, urticae 506, valerianae 511,
variabilis 509, variegata 511, violae
507, Winteri 508.
- Rebentischia pomiformis 216.
- Reticularia chryosperma 168, ungu-
lina 158.
- Rhabdospora achilleae 424, tab. IX,
antirrhini 461, arnosericidis 460, arun-
dinis 460, asparagina 217, brevi-
uscula 461, Bruneaudiana 461, cau-
data 473, caulogena 461, cercosperma
473, continua 462, cynanchica 462,
dolosa 461, equiseti 460, fraxini 462,
hypochaeridis 462, inaequalis 461,
intybi 462, juglandis 461, junci 460,
leptospora 461, longior 461, loni-
cerae 462, magna 460, narvisiana
217, nebulosa 461, nigrella 461,
notha 422, pinea 473, pithyophila
460, pleosporoides 461, populorum
461, princeps 460, ramealis 461,
salicella 460, scirpi 202, 460, solida-
ginis 462, stipularis 455, Thümeniana
453, tomispora 462, tab. VIII.
- Rhacodium cellare 551, nigrum 551,
umbrinum 517, vulgare 551.
- Rhinocladium torulosum 518.
- Rhizinaceae 94.
- Rhizoctonia crocorum 550, fusca 551,
medicaginis 550, muscorum 551,
solani 551, violacea 550.
- Rhizopus elegans 72, necans 72, nigri-
cans 72, stolonifer 72.
- Rhopographus filicinus 181, pteridis
182.
- Rhyncosporium graminicola 484.
- Rhyparobius argenteus 104, brunneus
104, crustaceus 104, dubius 104,
felinus 104, myriosporus 104, sex-
decimsporus 104.
- Rhytisma acerinum 142, andromedae
143, confluens 468, empetri 143,
maximum 141, pteridis 141, punc-
tatum 143, salicinum 142, urticae
143.
- Roesleria hypogaea 129, pallida 129.
- Roestelia cancellata 297, cornifera 298,
cornuta 298, cydoniae 298, lacerata
299, mespili 298, penicillata 299.
- Rosellinia aquila 192, clavariae 191,
conglobata 187, dispersella 191, lig-
niaria 192, malacotricha 191, mam-
miformis 192, mastoidea 192, medul-
laris 191, obliquata 191, pulveracea
192, quercina 192, Schumacheri 191,
sordaria 191, thelena 191, velutina
191.
- Rostrupia elymi 310.

- Rutstroemia bolaris* 107, *bulgarioides* 123, *firma* 107, *tuberosa* 112.
- Saccharomyces acidilactici* 78, *anomalus* 80, *apiculatus* 78, *aquifolii* 78, *cerevisiae* 78, *ellipsoideus* 78, *exiguus* 78, *fragilis* 79, *ilicis* 79, *intermedius* 79, *Ludwigii* 79, *mali Duclaux* 79, *mali Risler* 79, *Marxianus* 79, *membranifaciens* 78, *mycoderma* 80, *pastorianus* 79, *piriformis* 79, *saturnus* 80, *turbidans* 79, *validus* 79.
- Saccharomyces Behrensianus* 79, *Ludwigii* 79.
- Saccharomycopsis capsularis* 80.
- Saccobolus depauperatus* 104, *Kerverni* 105, *neglectus* 105.
- Sacidium pini* 466.
- Samarospora potamogetonis* 157, tab. II.
- Saprolegniineae* 54.
- Saprolegnia ferax* 54, *Libertiae* 55, *Thuretii* 54.
- Sarcopodium avenaceum* 546, *roseum* 519.
- Sarcoscypha coccinea* 105, *melastoma* 106, *radiculata* 106.
- Sceptromyces Opizii* 155.
- Schinzia* see *Entorrhiza* 271.
- Schizosaccharomyces mellacei* 80, *octosporus* 80.
- Schizothyrium ptarmicae* 141.
- Schizoxylon dryinum* 131, *sepinolum* 138.
- Schroeteria Delastrina* 265.
- Scirrhia agrostidis* 181, *rimosa* 181.
- Scleroderma aurantium* 403, *bovista* 403, *citrinum* 403, *verrucosum* 403, *vulgare* 403.
- Scleroderris aggregata* 139, *difformis* 139, tab. II, *fuliginosa* 139, *ribesia* 139, *ribis* 139.
- Sclerophoma pini* 413, *pithya* 413, *pithyophila* 413.
- Sclerospora graminicola* 59.
- Sclerotinia alni* 110, *Aschersoniana* 110, *baccarum* 113, *betulae* 111, *Candolleana* 111, *cinerea* 113, *crataegi* 113, *Curreyana* 109, *Duriaeana* 110, *fructigena* 113, *Johnsonii* 113, *Libertiana* 111, *megalospora* 113, *mycetophila* 497, *oxycocci* 113, *pseudotuberosa* 111, *scirpicola* 109, *sclerotiorum* 111, *trifoliorum* 112, *tuberosa* 112, *urnula* 113, *vaccinii* 113.
- Sclerotium album* 545, *alismatis* 274, *circaeae* 542, *clavus* 178, *compactum* 111, *complanatum* 364, *crustuliforme* 364, *durum* 109, 501, *echinatum* 109, *eleocharidis* 178, *erysiphe* 164, *fulvum* 363, *giganteum* 379, *granulatum* 543, *herbarum* 468, *hirsutum* 544, *inclusum* 363, *junci* 108, *lichenicolum* 353, *nigricans* 178, *ovatum* 111, *persicolor* 543, *pustula* 109, *quercinum Pers.* 111, *Schum.* 142, *rhinanthi* 139, *roseum* 108, *sanguineum* 542, *scutellatum* 364, *semen* 365, *stercorarium* 100, *sulcatum* 108, *tulipae* 501, *varium* 111.
- Scolecospodium fagi* 489.
- Scolicotricum binum* 522, *clavariarum* 191, 522, *graminis* 203, 522, *hordei* 527, *melophthorum* 524, *venosum* 521.
- Scutularia multiguttulata* 131, tab. II.
- Sebacina caesia* 346, *incrustans* 346.
- Secale cornutum* 179.
- Selinia pulchra* 175.
- Sepedonium cervinum* 504, *chryso-spermum* 168, 498, *fuscum* 383, *roseum* 504.
- Septocylindrium anemones* 504, *aromaticum* 506, *Magnusianum* 509, *olivascens* 504.
- Septogloeum comari* 488, *fragariae* 488, *lathyri* 488, *potentillae* 488, *salicinum* 487, *saliciperidum* 520, *Thomasianum* 488.
- Septomyxa aesculi* 422, 487, *negundinis* 422.
- Septonema secedens* 527.
- Septoria acetosae* 452, *acuum* 449, *aesculi* 463, *alismatis* 450, *alnicola*

THIS PAGE IS LOCKED TO FREE MEMBERS

Purchase full membership to immediately unlock this page

Know Your Bible

Forgotten Books' Full Membership provides unlimited access to more than 28,000 volumes of Christian literature for \$8.99/month

**HOLY
BIBLE**

Continue

*Fair use policy applies

Sorosporium montiae 264. *saponariae* 264, *vesicarium* 273.
Sparassis crispa 370.
Spathularia clavata 90, *flavida* 90.
Spegazzinia ammophila 550.
Speira cohaerens 534, *oblonga* 533, *toruloides* 534.
Sphacelia allii 108, *ambiens* 108, *Curreyana* 108, *scirpicola* 108, *segetum* 178, *typhina* 176.
Sphaerella see *Mycosphaerella*.
Sphaerelloideae 200.
Sphaeria abietis 237, *acervata* 196, *acuminata* 225, *acuta* Schum. 225, do. Moug. & Nestl. 221, *aesculi* 206, *alba* 188, *albescens* 209, *alligata* 188, *alnea* 201, *alutacea* 175, *ambiens* 238, *anethi* 418, *angulata* Schum. 250, do. Fries 251, *angustata* 133, *apiculata* 233, *appendiculata* 172, *aquila* 192, *aquilina* 204, *aristata* 242, *artocreas* 469, *arundinacea* 219, *arundinis* 198, *Aspegrenii* 193, *aspera* 251, *asperata* 254, *asteroma* 200, *atomus* 436, *atrostoma* 188, *aurantia* 167, *berberidis* 196, *betulae* 250, *bifrons* 236, *bombarda* 191, *brunneola* 206, *bulbosa* 255, *bullata* 249, *buxi* 420, *byssiseda* 192, *calchariae* Oederi 177, *calvescens* 226, *canescens* 189, *capitata* 177, *capreae* 236, *capsularis* 238, *carpineae* 234, *carpophila* 255, *castaneae* 206, *caudata* 253, *caulium* 199, *ceuthocarpa* 236, *chaetomium* 188, *chionea* 169, *cicutae* 410, *cinninata* 214, *cinereo-fusca* 253, *cinnabarina* 171, *cirrhosa* 194, *citrina* 175, *clausa* 433, *coarctata* 248, *coccinea* 172, *cohaerens* Fl. D. 181, do. Fries 254, *comata* 184, *compressa* 199, *concentrica* 253, *conformis* 234, *congener* 198, *coniformis* 221, *coprophila* 184, *corticis* 238, *coryli* 233, *crenata* 199, *crinita* Pers. 188, do. Schum. 189, *crispans* 200, *cucurbitula* 171, *culmicola* 220, *culmifraga* 219, *cupularis* 195, deco-

lorans 172, *detrusa* 243, *deusta* 252, *difformis* 250, *digitata* Fries 254, do. Müller 255, *disciformis* 249, *dissepta* 251, *ditopa* 233, *ditricha* 212, *doliolum* 223, *dolosa* 238, *dothidea* 252, *dulcamarae* 197, *elongata* 197, *empetri* 215, *entomorrhiza* 178, *episphaeria* 170, *eunomia* 241, *eustoma* 220, *eutypa* 239, *favacea* 250, *ferruginea* 252, *fibrosa* 244, *filicina* 181, *fimbriata* 233, *fimeti* 186, *flavovirens* 239, *foedans* 230, *foveolaris* 422, *fragiformis* 253, *fraxini* 442, *fusca* 253, *gelatinosa* 175, *globularis* 193, *gnomon* Fries 235, do. Schum. 233, *granum* 193, *hederae* 223, *herbarum* 229, *herpotricha* 224, *hirsuta* 189, *hispida* 189, *hypodermia* 247, *hypoxylon* 254, *hystrix* 239, *incurva* 252, *juglandis* 441, *junci* 182, *laburni* 197, *lagenaria* 169, *lanciformis* 248, *lata* 238, *lateritia* 168, *leiphaemia* 243, *leprosa* 248, *leptidea* 418, *leucostoma* 240, 433, *linearis* 245, *luteo-umbrina* 175, *luteo-virens* 168, *maculiformis* 206, 209, *mammiformis* 192, *mammillaris* 197, *mastoidea* 198, *melaena* 417, *melasperma* 248, *mela-stoma* 106, *melogramma* 252, *merdaria* 186, *microsperma* 483, *microstoma* 240, *militaris* 177, *miniata* 172, *mixta* 238, *moriformis* 190, *multiformis* 252, *myriocarpa* 436, *nardi* 220, *naucosa* 196, *nivea* Pers. 432, do. Hoffm. 239, do. Schum. 248, *nucula* 199, *nummularia* 252, *obducens* 198, *obducta* 251, *obtecta* 215, *ocellata* 241, *ophioglossoides* 177, *oppilata* 414, *ordinata* 254, *ovina* 188, *ovoidea* 193, *padina* 465, *pallida* 175, *papaveris* 229, *papillata* 192, 197, *pentagona* 240, *personata* 432, *pertusa* 197, *peziza* 172, *phaeocomes* 226, *pilifera* 194, *pini* 238, *pirolae* 201, *pisi* 229, *pithyophila* 196, *polymorpha* 255, *pomiformis* 193, *populi* 253, *profusa* 249, *pru-*

- nastri 240, pruni 195, pteridis 141, pubescens 189, pulchella 249, pulicaris 174, pulveracea 192, pulvis 193, pulvis-pyrius 193, punctata 255, punctiformis 206, punicea 173, pupula 231, purpurea 178, quaternata 251, quercina 251, radiata 253, recutita 205, resinae 465, reticulata 200, rhacodium 189, rhodostoma 231, ribesia 181, ribicola 416, ribis 172, rimosa 181, rosella 168, rostrata 194, rubella 225, rubiginosa 254, rufa 175, salicella 234, salicina 238, sambuci 181, sanguinea 173, sapinea 441, scabrosa 239, 252, scarlatina 175, scirpicola 227, serpens 253, 254, setosa 194, sorbi 240, sordaria 191, spermoides 189, sphinctrina 238, spinosa Schum. 191, Pers. 239, stellulata 240, stigma 250, stilbostoma 248, strumella 244, subradians 451, suffusa 247, syngenesia 244, taleola 243, taxi 441, tenacella 181, tesella 242, thelebola 248, thelena 191, thoracella 183, tiliae 248, 430, tremelloides 542, trichella 471, tristis 189, tuberculata 252, tubiformis 235, turgida 237, typhina 176, uberiformis 445, uda Schum. 193, Fries 254, umbrina 197, undulata Schum. 253, Fries 250, vaccinii 195, velata 143, verruciformis 250, versatilis 247, vestita 246, violacea 168, virgultorum 180, xylostei 237.
- Sphaeriaceae 187.
- Sphaeriales 183.
- Sphaeridium vitellinum 117, 544.
- Sphaerobolus carpobolus 404, stellatus 404.
- Sphaeroderma aculeata 169, fimicola 169.
- Sphaerognomonia carpinea 234.
- Sphaeronema acrospermum 426, brunneo-viride 134, columnare 426, conicum 134, Fuckelianum 426, Fuckelii 194, 425, hydnoideum 553, Ionicerae 180, 426, microscopicum 180, 426, piliferum 194, pithyum 426, polymorphum 426, procumbens 194, pseudoplatani 426, tab. VI; rhamni 180, 426, sorbi 426, spinella 426, spurium 426, subpilosum 194, versiforme 426.
- Sphaeropsidales 405.
- Sphaeropsis Candollei 420, conglobata 437, lugubris 232, nebulosa 415, picea 416, pinastri 437.
- Sphaerospora confusa 95.
- Sphaerostilbe aurantiaca 174, cocco-phila 174, hyalina 174, flammea 174, fusca 174.
- Sphaerotheca castagnei 160, epilobii 160, fuliginea 160, humuli 160, macularis 160, mali 161, mors uvae 160, pannosa 161.
- Sphaerulina trifolii 210.
- Sphinctrina turbinata 129.
- Spilocaea pomi 521.
- Spinellus fusiger 72, macrocarpus 72.
- Spondylocladium abietinum 532, atrovirens 532.
- Sporendonema casei 494.
- Sporidesmium exitiosum 536, putrefasciens 525.
- Sporochisma mirabile 523.
- Sporocybe byssoides 516.
- Sporodesmium chartarum 534, ignobile 534, myrianum 534, polymorphum 534.
- Sporodinia aspergillus 72, grandis 72, megalocarpus 72.
- Sporomega cladophila 149.
- Sporonema aestivale 126, phacidioides 126, strobilinum 471.
- Sporormia gigantea 186, intermedia 186, lageniformis 186, megalospora 186, minima 186, pascua 187, pulchella 187, pulchra 187.
- Sporotrichum calcigenum 517, geochroum 498, flavissimum 498, lanatum 498, mycophilum 498, polysporum 498, roseum 498.
- Stachybotrys alternans 516, atra 516.
- Stachylidium sceptrum 155, thelenum 187.

- Stagonospora aquatica* 443, *arenaria* 443, *artemisiae* 444, *atriplicis* 444, tab. VI, *bufonia* 443, *caricis* 443, *curvula* 443, *dolosa* 443, *equiseti* 443, *equisetina* 443, *equisetaria* 443, *fragariae* 488, *glyceriae* 443, *graminella* 444, *juncicola* 439, *luzulae* 445, *neglecta* 443, *orchidearum* 444, *senecionis* 217, *simplicior* 443, *sparganii* 444, *subseriata* 444, *turgida* 494, *typhoidearum* 444, *vexata* 443.
- Stamnaria equiseti* 122, *Persoonii* 122.
- Steganosporium compactum* 492, *Fautreyi* 230, *muricatum* 230, 492, *piriforme* 230, 492.
- Stegia ilicis* 141, *subvelata* 141.
- Steirochaete malvarum* 482.
- Stephanoma strigosum* 167.
- Sterigmatocystis ficuum* 155, *nigra* 155, *phoenicis* 155.
- Stictidaceae 136.
- Stictis arctostaphyli* 138, *caestiae* 138, *nivea* 137, *radiata* 138, *rhodoleuca* 137, *versicolor* 137.
- Stigmatea alni* 201, *andromedae* 202, *clymenia* 202, *confertissima* 183, *fragariae* 208, *geranii* 183, 212, *mespili* 201, *pirolae* 201, tab. IV, *ranunculi* 201, *Robertiani* 201, *stemmaea* 209.
- Stilbella aurantiaca* 174, *fimetaria* 538, *Rehmiana* 134, 538, *turbinata* 538.
- Stilbospora angustata* 247, *asterosperma* 489, *macrosperma* 247, 488, *modonia* 247, *piriformis* 492, *sphaerosperma* 483, *thelebola* 247, 488.
- Stilbum fimetarium* 538, *Rehmianum* 538, *rigidum* 540, *tomentosum* 538, *turbinatum* 538, *ventricosum* 540, *vulgare* 346.
- Strickeria brevirostris* 198, *mutabilis* 198, *obducens* 198, *pomiformis* 198, *pruniformis* 198.
- Strobilomyces floccopus* 397, *strobilaceus* 396.
- Stromatinia* 107.
- Stysanus macrocarpus* 540, *pallescens* 540, *stemonites* 540, *veronicae* 540.
- Suillus cyanescens* 397.
- Synchytrium anemones* 49, *anomalum* 50, *aureum* 49, *globosum* 49, *laetum* 49, *mercurialis* 50, *myosotidis* 50, *stellariae* 49, *taraxaci* 50, *trifolii* 54.
- Syzygites megalocarpus* 72.
- Tapesia caesia* 113, *fusca* 124, *fuscoumbrina* 124, *hydrophila* 124, *prunicola* 124, *rosae* 124, *torulae* 124.
- Taphridium githaginis* 84, *umbelliferarum* 77.
- Taphrina alni incanae* 82, *alnitorqua* 81, *amentorum* 82, *aurea* 81, *betulae* 83, *betulina* 82, *bullata* 86, *carpini* 84, *cerasi* 85, *coerulescens* 84, *crataegi* 87, *deformans* 86, *epiphylla* 82, *githaginis* 84, *insititiae* 85, *Johansonii* 81, *lutescens* 80, *minor* 85, *oreoselini* 77, *potentillae* 85, *pruni* 86, *Rostrupiana* 86, *Sadebeckii* 82, *sanguinea* 130, *tormentillae* 85, *Tosquinetii* 81, *turgida* 83, *ulmi* 84, *umbelliferarum* 77, *Vestergrenii* 81.
- Tarichium megasperum* 76.
- Teichospora brevirostris* 198, *obducens* 198, *pruniformis* 198.
- Tetraploa aristata* 534.
- Thamnidium arbuscula* 73, *elegans* 73, *Fresenii* 73.
- Thecaphora affinis* 265, *astragali* 265, *aterrima* 265, *convolvuli* 266, *deformans* 265, *hyalina* 266, *lathyri* 265.
- Thecopsora galii* 295, *saxifragarum* 293.
- Thelephora anthochroa* 353, *atramentaria* 355, *biennis* 361, *bombycina* 352, *byssoides* 353, *caesia* 346, *calcea* 356, *carnea* 387, *caryophyllea* 360, *cinerea* 357, *clavularis* 360, *coerulea* 356, *comedens* 357, *cristata* 360, *crustacea* 361, *evolvens* 356, *ferruginea* 355, *flocculenta* 356, *frustulosa* 360, *fusca* 355, *gigantea* 356, *incarnata* 357, *incrustans* 346, *laciniata* 360, *lactea* 356, *laevigata* 357, *livida* 356, *mesenteriformis* 360,

THIS PAGE IS LOCKED TO FREE MEMBERS
Purchase full membership to immediately unlock this page



Never be without a book!

Forgotten Books Full Membership gives universal access to 797,885 books from our apps and website, across all your devices: tablet, phone, e-reader, laptop and desktop computer

A library in your pocket for \$8.99/month

Continue

*Fair usage policy applies

- Trullula olivascens* 482.
 Tryblidiaceae 138.
Tryblidium calyciiforme 138.
Tuber aestivum 152, *albidum* 152, *maculatum* 153, *rapaeodorum* 153, *rufum* 152, *suecicum* 153.
Tubercularia artemisiae 542, *berberidis* 170, *brassicae* 170, 543, *cerasi* 134, *fasciculare* 542, *hirsuta* 489, *Kmetiana* 543, *liceoides* 543, *minor* 172, *minuta* 543, *nigra* 134, *olivacea* 543, *persicina* 542, *pini* 349, *populi* 542, *pruni* 171, *resinae* 465, *sarmentorum* 170, *versicolor* 170, *vulgaris* 171, 542.
 Tuberculariaceae 541.
Tuberculina maxima 542, tab. IX, *persicina* 542, *sanguinea* 542.
 Tuberineae 152.
Tubercinia primulicola 272, *trientalis* 272.
Tulasnella lilacina 345.
Tulasnodea mammosa 404.
Tulostoma brumale 409, *mammosum* 404.
Tylopilus felleus 397.
Tympanis alnea 135, *conspersa* 135, *corylina* 135, *frangulae* 134, *fraxini* 135, *nigra* 134, *pinastri* 135, *pithya* 135, *saligna* 135, *spermatiospora* 135.
Typhula betae 365, *complanata* 364, *erythropus* 364, *graminum* 363, *gyrans* 365, *incarnata* 363, *juncea* 364, *musvicola* 363, *ovata* 363, *phacorrhiza* 364, *pusilla* 363, *ramentacea* 364, *trifolii* 365, *variabilis* 364, *villosa* 364.
Ulocolla foliacea 347, *saccharina* 347.
Uncinula aceris 164, *adunca* 164, *bicornis* 164, *necator* 164, *prunastri* 164, *salicis* 164, *Tulasnei* 164.
 Uredinales 275.
Uredinopsis scolopendrii 296.
Uredo acetosae 313, *aegopodii* 319, *airae* 343, *alchimillae* 336, *alsines* 314, *anemones* Pers. 273, do. Schum. 315, *angelicae* 321, *appendiculata* 339, *arenariae* 314, *avenae* 258, *betae* 335, *betulae* 292, *betulina* 292, *bul-lata* 321, *campanulae* 284, *candida* 56, *caricis* Pers. 263, do. Schum. 300, *carpophyla* 263, *cassandrae* 281, *centumnodii* 333, *cerastii* 295, *cir-caeae* 294, *confluens* Pers. 288, do. Schum. 291, *dianthi* 334, *elevata* 341, *elymi* 310, *euphrasiae* 284, *fabae* 338, *farinosa* Pers. 289, *Hornem.* 291, *ferruginea* 304, 312, *ficariae* 333, *fulva* 286, *glyceriae* 343 tab. V, *helioscopiae* 292, *hydro-piperis* 263, *hyoseridis* 330, *junci* 299, *linearis* Pers. 304, Schum. 306, *lini* 292, *menthae* 323, *miniata* 340, *mycophila* 168, *orobi* 337, *phrag-mitis* 311, *pinguis* 341, *polygoni* 313, *polypodii* 296, *populina* 289, *potentillae* 340, *potentillarum* 293, *pustulata* 294, *rosae* 341, *rosae centi-foliae* 340, *rubi idaei* 342, *rumicis* 333, *scorzonerae* Schum. 330, Pers. 57, *segetum* 258, 260, 266, *seneci-onis* 285, *serratulae* 325, *sherardiae* 295, *sitophila* 267, *sonchi* 286, *sonchi arvensis* 286, *suaveolens* 325, *tragopogi* Pers. 57, Schum. 262, *tri-tici* 258, *tuberculosa* 286, *tussilaginis* 285, *ulmariae* 342, *valerianae* 340, *viciae fabae* 337, *violacea* 261, *vio-lae* 316.
Urocystis agropyri 273, *anemones* 273, *cepulae* 273, *colchici* 273, *coralloi-des* 273, tab. V, *filipendulae* 274, *Fischeri* 272, *luzulae* 272, *occulta* 272, *pomphylogodes* 273, *primuli-cola* 272, *sorosporioides* 273, *violae* 273.
Uromyces aviculariae 333, *alchimillae* 336, *anthyllidis* 336, *apiculatus* 338, *appendiculatus* 337, *armeriae* 339, *behenis* 334, *betae* 335, *caryophylli-nus* 334, *cristatus* 333, *dactylidis* 331, *dianthi* 334, *ervi* 338, *fabae* 337, *fallens* 338, *ficariae* 333, *gageae*

- 332, genistae-tinctoriae 339, geranii 335, graminum 331, hordei 307, inaequaltus 334, Kabatianus 335, limonii 339, lineolatus 331, loti 338, lupini 339, maritimae 330, medicaginis falcatae 338, onobrychidis 337, orobi 337, phaseoli 337, phyteumatum 339, pisi 337, poae 331, polygoni 333, primulae integrifoliae 339, rumicis 333, Schroeteri 334, scirpi 331, scleranthi 333, tab. V, silenes 334, sparsus 333, striatus 338, trifolii 338, trifolii-repentis 338, valerianae 340, verruculosus 334.
- Urophlyctis* bohemica 54, major 54, pulposa 54, trifolii 54.
- Ustilago* anomala 261, antherarum 261, avenae 258, baldingeriae 260, bromivora 256, capsularum 266, carbo 256, cardui 262, caricis 263, destruens 260, dura 259, echinata 260, ficuum 155, filiformis 259, grandis 259, hordei 258, hypodytes 260, intermedia 262, isoëtis 256, Jensenii 258, Kolleri 258, Kühneana 261, levis 258, longissima 259, luzulae 263, major 262, Montagnei 264, nuda 258, olivacea 256, ornithogali 260, panici-miliacei 260, Parlatores 261, perennans 258, phoenicis 155, pinguiculae 262, plumbea 271, Rabenhorstiana 259, receptaculorum 262, scabiosae 262, scorzonerae 262, segetum 256, sorghi 260, striiformis 267, subinclusa 263, tecta 258, tragopogi 262, tragopogonis pratensis 262, tritici 258, umbrina 260, urceolorum 263, utriculosa 261, Vailantii 260, verrucosa 260, Vestergrenii 260, violacea 261.
- Ustulina* deusta 252, maxima 253, vulgaris 252.
- Valsa* abietis 237, ailanthi 237, ambiens 238, aquifolii 237, aspera 241, Auerswaldii 238, ceratophora 240, cerviculata 237, Curreyi 238, dolosa 238, duriuscula 237, eunomia 241, eutypa 239, fallax 237, flavovirens 239, flavovirescens 239, Friesii 238, Fuckelii 239, germanica 238, grandis 239, heteracantha 237, horrida 239, lata 238, leucostoma 240, macrospora 237, Massariana 240, microstoma 240, milliaria 237, myriocarpa 237, nivea 239, ocellata 241, Persoonii 240, pini 238, populina 238, prunastri 240, pustulata 239, salicina 238, scabrosa 239, sorbi 240, sordida 237, sparsa 239, spinosa 239, stellulata 240, strobi 238, translucens 238.
- Valsaceae* 236.
- Valsaria* foedans 248, insitiva 248, megalospora 248, tiliae 248.
- Venturia* alchimillae 188, aucupariae 213, bacilligera 522, cerasi 212, chlorospora 212, cincinnata 214, confertissima 183, crataegi 212, ditricha 212, fraxini 213, geranii Wt. 212, do. Ouds 183, glomerata 212 tab. III, graminicola 212, inaequalis 213, Johnstonii 213, Kunzei 188, maculiformis 213, myrtilli 214, pirina 213, populina 212, potentillae 188, rumicis 212, subtilis 188, systema solare 213, tremulae 212.
- Vermicularia* affinis 428, caricis 428, dematium 428, graminicola 428, herbarum 428, liliacearum 428, polytricha 428, relicina 428, schoenoprasi 428, trichella 471.
- Verpa* conica 93.
- Verticillium* agaricinum 167, aphidis 502, buxi 169, candidulum 502, capitatum 502, crassum 502, epimyces 502, globuligerum 175, lateritium 502, quaternellum 502, rufum 502.
- Vibrissea* sclerotiorum 87.
- Volutella* buxi 169, 544, ciliata 544, gilva 544, nivea 544, pallens 547.
- Wallemia* ichtyofago 516.

Wallrothiella minima 188.

Willia anomala 80, saturnus 80.

Xylaria arbuscula 254, biceps 254, bulbosa 255, carpophila 255, clavata 255, Delitschii 255, digitata 254, hypoxylon 254, pedunculata 254, polymorpha 255, Tulasnei 254.

Xylariaceae 252.

Xyloma acerinum 142, betulinum 182, fagineum 469, punctiforme 236, salicinum 142.

Zignoëlla ovoidea 193, paecilostoma 199, papillata 193, pulviscula 193.

Zygorhynchus Moelleri 71.

Zygosaccharomyces Priorianus 80.

Zythia brassicae 170, elegans 465, resinae 465, Versoniana 170.

THIS PAGE IS LOCKED TO FREE MEMBERS

Purchase full membership to immediately unlock this page

Know Your Bible

Forgotten Books' Full Membership provides unlimited access to more than 28,000 volumes of Christian literature for \$8.99/month

**HOLY
BIBLE**

Continue

*Fair use policy applies

Cornui Kleb., R 89b²⁵⁰, Aecidium Cornui Rostrup 90a¹⁸⁸
c. icon., 02 a³¹³ c. icon., 06 dd³⁷⁴, Rørrust Ørsted 63c⁹⁴ c.
icon., Lit: Liro 08⁴⁴⁹, Klebahn 05b⁸³.

St. I on *Pinus silvestris* and *montana*, st. II-III on *Paeonia officinalis* and *Asclepias vincetoxicum*, quite common, especially on the Isle of Bornholm, the first Danish specimens are recorded from Fredriksværk June 1882 (see R 83d²¹⁰).

Page 293, no 1378 add.: Syn: Pleosporopsis strobilina (A. & S.) Ørsted 67c, Syll. III⁶⁹³, All. VII³⁰⁴.

- 332, line 19 for *bulbosus* read *auricomus*.
- 363, no 1716 is identical with no 1728.
- 366, line 14. Clavariaceae is to strike.
- 368, no 1745. The line: "Surely no Clavaria species, rather any lichen" is belonging to Clavaria byssiseda.
- 370, — 1757 Syn: Clavaria penicillata . . . is to strike.
- 382, — 1845 Syn: Boletus placenta . . . is to strike.
- 385, — 1862 for *Polyp. igniarius* read *Boletus igniarius*.
- 388, — 1872 is identical with no 1882.
- 501, — 1971 for *mammosum* *mammosus*.
- 422, — 2174 is identical with no 2780.
- 482, — 2741 & 2742 for *Naemaspora* read *Naemospora*.
- 497, — 2849 for *Amblyostegium* read *Amblyosporium*.
- 501, — 2885. The name *Botrytis parasitica* is formerly used by Fries for no 62, accordingly I shall propose the name *Botrytis tulipae* for the present species.
- 519, — 3058 is also recorded from Germany and Brazil (see Lindner in Ber. d. Deutsch. Bot. Ges. 1909⁵³⁰).
- 540 — 3231 for *stemonitis* read *stemonites*.

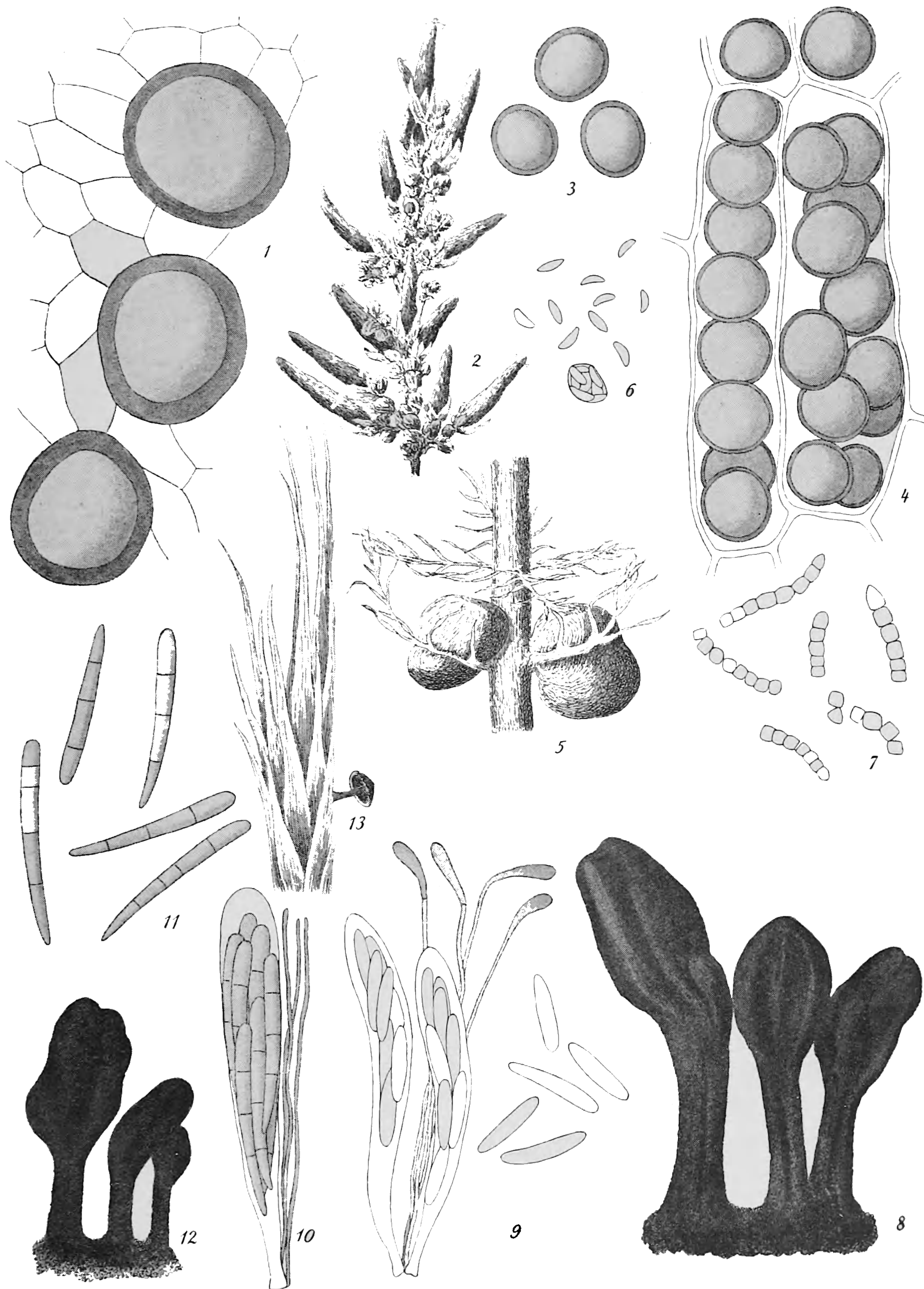


Fig. 1: *Physoderma deformans* Rostrup, sp. $\frac{400}{1}$. — Fig. 2-3: *Physoderma acetosellae* Rostrup, hab. $\frac{4}{1}$ & sp. $\frac{400}{1}$. — Fig. 4: *Physoderma hippuridis* Rostrup, sp. $\frac{400}{1}$. — Fig. 5: *Physoderma myriophylli* Rostrup, $\frac{2}{1}$. — Fig. 6: *Gymnoascus assicola* Rostrup, $\frac{400}{1}$. — Fig. 7: *Geotrichum candidum* Fries $\frac{400}{1}$. — Fig. 8-9: *Corynetes arenarius* Rostrup, hab. $\frac{2}{1}$, asc. & sp. $\frac{400}{1}$. — Fig. 10-12: *Leptoglossum littorale* Rostrup asc. & sp. $\frac{400}{1}$, hab. $\frac{2}{1}$. — Fig. 13: *Cudoniella minima* sp. nov., hab. $\frac{7}{1}$.

O. Rostrup del.

THIS PAGE IS LOCKED TO FREE MEMBERS
Purchase full membership to immediately unlock this page



Never be without a book!

Forgotten Books Full Membership gives universal access to 797,885 books from our apps and website, across all your devices: tablet, phone, e-reader, laptop and desktop computer

A library in your pocket for \$8.99/month

Continue

*Fair usage policy applies




Fig. 29-30: *Herpotrichia rubi* Fuckel, hab. $\frac{6}{1}$, asc. & sp. $\frac{400}{1}$. — Fig. 31-32: *Herpotrichia collapsa* (Romell), asc. & sp. $\frac{400}{1}$, hab. $\frac{2}{1}$. — Fig. 33-34: *Mycosphaerella juncaginearum* (Lasch), hab. $\frac{1}{1}$, asc. & sp. $\frac{400}{1}$. — Fig. 35: *Mycosphaerella ribis* (Fuckel), asc. & sp. $\frac{400}{1}$. Fig. 36: *Mycosphaerella psammae* (Rostrup), asc. & sp. $\frac{400}{1}$. — Fig. 37-38: *Mycosphaerella lineolata* (Desm.), hab. $\frac{7}{1}$, asc. & sp. $\frac{400}{1}$. — Fig. 39: *Mycosphaerella perforans* (Desm.), asc. & sp. $\frac{400}{1}$. — Fig. 40-41: *Venturia glomerata* Cooke on *Geranium dissectum*, hab. $\frac{2}{1}$, asc. & sp. $\frac{400}{1}$. — Fig. 42: *Ascospora reticulata* (Fries), hab. $\frac{8}{1}$. — Fig. 43: *Leptos-*

THIS PAGE IS LOCKED TO FREE MEMBERS

Purchase full membership to immediately unlock this page

Know Your Bible

Forgotten Books' Full Membership provides unlimited access to more than 28,000 volumes of Christian literature for \$8.99/month

HOLY BIBLE

Continue

*Fair use policy applies

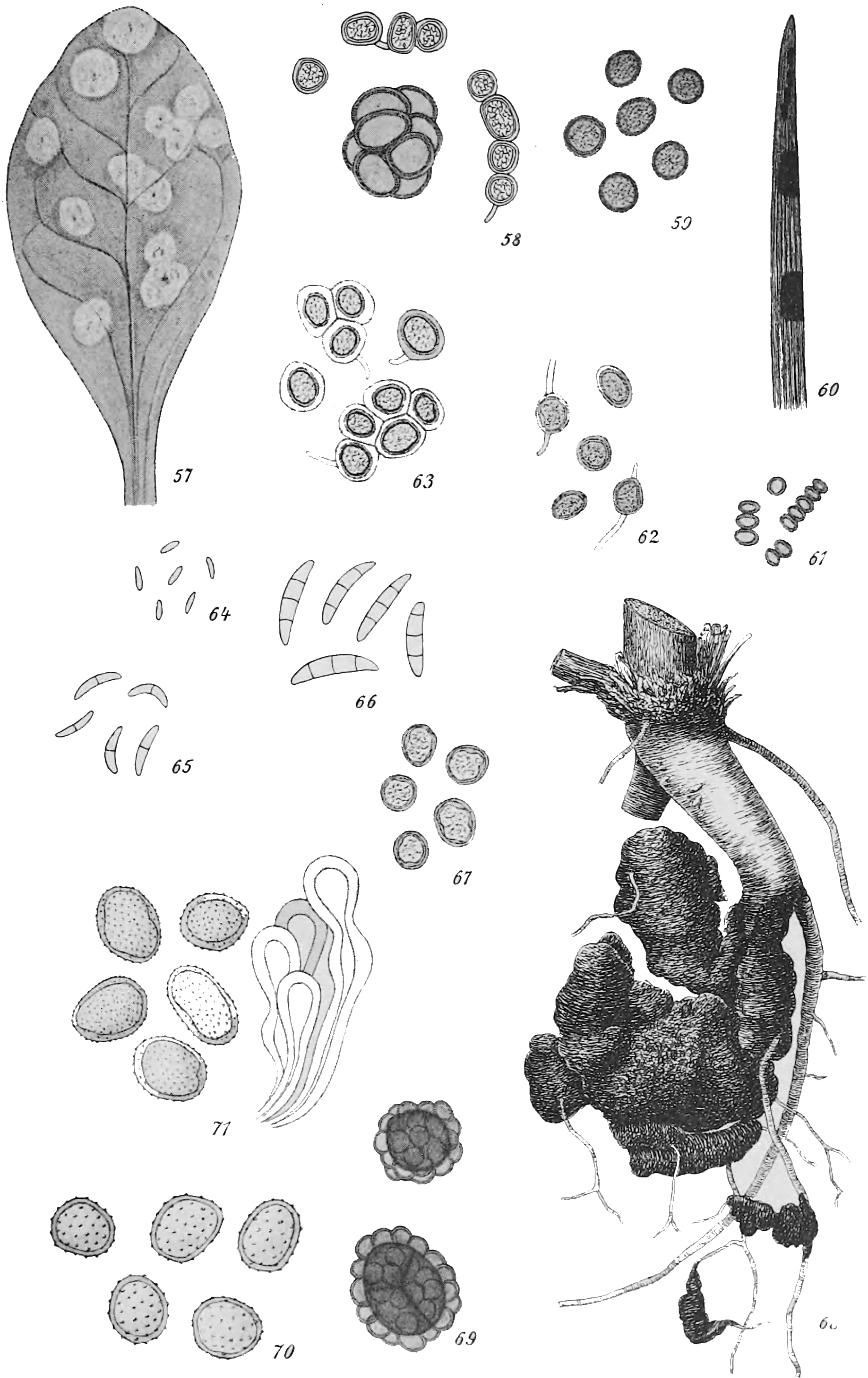


Fig. 57-58: *Entyloma Henningsianum* Sydow, hab. $\frac{2}{1}$, resting-sp. $\frac{400}{1}$. — Fig. 59-60: *Entyloma ossifragi* Rostrup, sp. $\frac{400}{1}$, hab. $\frac{1}{1}$. — Fig. 61: *Entyloma catenulatum* Rostrup, sp. $\frac{100}{1}$. Fig. 62: *Entyloma crastophilum* Sacc. from *Avena pubescens*, sp. $\frac{400}{1}$. — Fig. 63; *Entyloma picridis* Rostrup, sp. $\frac{400}{1}$. — Fig. 64-66: *Entyloma matricariae* Rostrup, conidia of different size $\frac{400}{1}$. — Fig. 67: Resting spores of the same, $\frac{400}{1}$. — Fig. 68-69: *Urocystis coraloides* Rostrup, hab. $\frac{1}{1}$, sp. $\frac{400}{1}$. — Fig. 70: *Uromyces scleranthi* Rostrup, uredosp. $\frac{400}{1}$. Fig. 71: *Uredo glyceriae mihi* $\frac{400}{1}$.
 O. Rostrup del.

THIS PAGE IS LOCKED TO FREE MEMBERS
Purchase full membership to immediately unlock this page



Never be without a book!

Forgotten Books Full Membership gives universal access to 797,885 books from our apps and website, across all your devices: tablet, phone, e-reader, laptop and desktop computer

A library in your pocket for \$8.99/month

Continue

*Fair usage policy applies

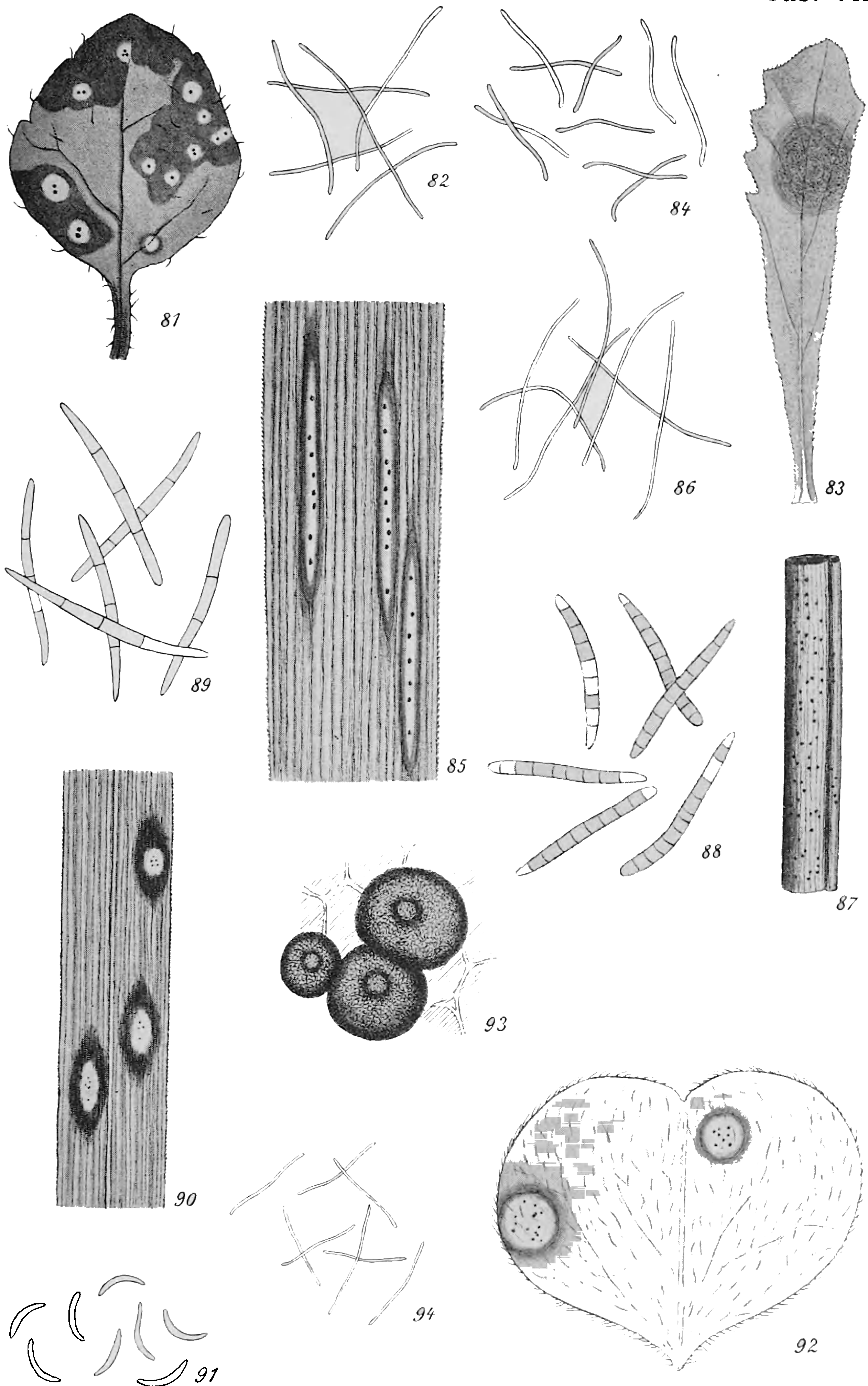


Fig. 81-82: *Septoria linnaeae* (Ehrb.), hab. $\frac{1}{1}$, sp. $\frac{400}{1}$. — Fig. 83-84: *Septoria arnosoidis* mihi, hab. $\frac{4}{5}$, sp. $\frac{400}{1}$. — Fig. 85-86: *Septoria calamagrostidis* (Lib.), hab. $\frac{1}{1}$, sp. $\frac{400}{1}$. — Fig. 87-88: *Septoria epigejos* Thümen, hab. $\frac{4}{1}$, sp. $\frac{400}{1}$. — Fig. 89: *Septoria elymi* Rostrup, sp. $\frac{400}{1}$. — Fig. 90-91: *Septoria culmifida* mihi, hab. $\frac{1}{1}$, sp. $\frac{400}{1}$. — Fig. 92-94: *Septoria oxalidis* sp. nov., hab. $\frac{1}{1}$, pycnidia $\frac{50}{1}$, sp. $\frac{400}{1}$.
 O. Rostrup del.

THIS PAGE IS LOCKED TO FREE MEMBERS

Purchase full membership to immediately unlock this page

Know Your Bible

Forgotten Books' Full Membership provides unlimited access to more than 28,000 volumes of Christian literature for \$8.99/month

HOLY BIBLE

Continue

*Fair use policy applies




Fig. 114-115: *Phomopsis achilleae* (Sacc.) hab. $\frac{1}{1}$, sp. $\frac{400}{1}$. — Fig. 116-117: *Leptothyrium chimophilae* spec. nov., hab. $\frac{2}{1}$, sp. $\frac{400}{1}$. — Fig. 118: *Fusarium ustilaginis* Rostrup, sp. $\frac{400}{1}$.
 Fig. 119: *Heteropatella cercosperma* Rostrup, on *Rumex acetosa*, sp. $\frac{400}{1}$. — Fig. 120: *Coniosporium caricis montanae* Lindau, sp. $\frac{400}{1}$. — Fig. 121: *Ramularia tanaceti mihi*, sp. $\frac{400}{1}$.
 Fig. 122: *Tuberculina maxima* Rostrup, sp. $\frac{400}{1}$. — Fig. 123: *Cryptosporium turgidum* B. & Br. (from the original specimen of *Cryptosp. fraxini* Rostrup) hab. $\frac{10}{1}$. — Fig. 124: *Helminthosporium setariae* spec. nov., sp. $\frac{400}{1}$. — Fig. 125: *Triposporium myrti* spec. nov., sp. $\frac{400}{1}$. — Fig. 126: *Menispora Libertiana* Sacc. (from the original specimen of *Ciliofusarium umbrosum* Rostrup), sp. $\frac{400}{1}$. — Fig. 127-128: *Arthrinium naviculare* Rostrup, hab. $\frac{1}{1}$, sp. $\frac{400}{1}$. — Fig. 129-130: *Arthrinium bicorne* Rostrup, hab. $\frac{1}{1}$, sp. $\frac{400}{1}$. O. Rostrup del.