

**Journal**  
**of the**  
**HARDY ORCHID SOCIETY**



**Vol. 4 No. 4 (46) October 2007**

## The Hardy Orchid Society

Our aim is to promote interest in the study of Native European Orchids and those from similar temperate climates throughout the world. We cover such varied aspects as field study, cultivation and propagation, photography, taxonomy and systematics, and practical conservation. We welcome articles relating to any of these subjects, which will be considered for publication by the editorial committee. Please send your submissions to the Editor, and please structure your text according to the "Advice to Authors" (see website, January 2004 Journal or contact the Editor).

### The Hardy Orchid Society Committee

**President:** Prof. Richard Bateman, Jodrell Laboratory, Royal Botanic Gardens Kew, Richmond, Surrey, TW9 3DS

**Chairman & Field Meeting Co-ordinator:** David Hughes, Linmoor Cottage, Highwood, Ringwood, Hants., BH24 3L [cchughes1@onetel.com](mailto:cchughes1@onetel.com) 01425 564201

**Vice-Chairman:** *currently vacant*

**Secretary:** Richard Manuel, Wye View Cottage, Leys Hill, Ross-on-Wye, Herefordshire, HR9 5QU [richard@orchis.co.uk](mailto:richard@orchis.co.uk)

**Treasurer:** Iain Wright, The Windmill, Vennington, Westbury, Shrewsbury, Shropshire, SY5 9RG, [iaincwright@tiscali.co.uk](mailto:iaincwright@tiscali.co.uk) 01743 884576

**Membership Secretary:** Celia Wright, The Windmill, Vennington, Westbury, Shrewsbury, Shropshire, SY5 9RG, [celia.wright@tiscali.co.uk](mailto:celia.wright@tiscali.co.uk) 01743 884576

**Show Secretary:** *currently vacant*

**Journal Editor:** Mike Gasson, Moor End Cottage, Moor End, Stibbard, Norfolk, NR21 0EJ, [moorend@globalnet.co.uk](mailto:moorend@globalnet.co.uk) 01328 829307

**Meetings Secretary:** Maren Talbot, 4 Hazel Close, Marlow, Bucks., SL7 3PW, [mtalbot@onetel.com](mailto:mtalbot@onetel.com) 01628 486640

**Publicity Officer:** Maren Talbot, 4 Hazel Close, Marlow, Bucks., SL7 3PW, [mtalbot@onetel.com](mailto:mtalbot@onetel.com) 01628 486640

**Seed & Fungus Banker:** Philip Seaton, 52 Shrubbery Street, Kidderminster, Worcs., DY10 2QY, [philip@seatonorchids.freeseerve.co.uk](mailto:philip@seatonorchids.freeseerve.co.uk)

**Newsletter Distributor:** Barry Tattersall, 262 Staines Road, Twickenham, Middx., TW2 5AR, [barry.tattersall@tiscali.co.uk](mailto:barry.tattersall@tiscali.co.uk)

**Conservation and Website:** Bill Temple, Primrose Cottage, Hanney Road, Steventon, Oxon., OX13 6AP, [bill@billtemple.f9.co.uk](mailto:bill@billtemple.f9.co.uk)

**Ordinary Member:** *currently vacant*

### Front Cover Photograph

*Dacylorhiza insularis* var. *bartonii* photographed in Cuenca, Spain by Robert Thompson (see page 124).

## Contents

Editorial Note .....	111
Photo Story 3 by Iain Wright .....	112
HOS Meeting at Wisley .....	112
HOS Photographic Show 2007 .....	113
Orchids South of the 45 <sup>th</sup> Parallel – Southern France by Alan Blackman .....	114
Hartslock Hybrids and Green Hairstreak by Malcolm Brownsword .....	119
Spain Part 1: Cuenca by John Spencer .....	120
A hyperchromic <i>Dactylorhiza praetermissa</i> by John Spencer .....	128
The Orchids of Chios by Mike Taylor and Les Lewis .....	129
The Swiss Orchid Foundation - Website Review .....	137
Field Trip Reports by David Hughes .....	138

## Editorial Note

This Journal carries details of the forthcoming Wisley Meeting; photographers should note the rule changes for this year's Photographic Competition. As mentioned previously, we have a healthy supply of submitted manuscripts, but this is still causing a delay in getting some articles into print. All outstanding material will be processed as soon as possible; apologies to those who are still waiting! On a more personal note, I mentioned in the last Journal that work commitments were rather limiting my orchid time this year.

However, I did manage to turn the tables at the end of August by using a business trip to Germany to fit in a visit to one of the best Ghost Orchid sites in Europe. This involved some twelve hours driving for a morning in the woods, but it was well worth the effort as the orchids were quite spectacular. Seeing so many strong plants of this elusive species was a real contrast to speculation back home that the unusually wet year would lead to a rediscovery of our own missing Ghosts. Many thanks to John Spencer and Mike Parsons for their help with this - see their article in the January 2006 Journal for more details of German Ghost Orchids.



*Epipogium aphyllum* in southern  
Germany

Photo by Mike Gasson

**Photo Story 3:** At Harlow Carr Iain Wright described this programme as useful, easy to use and free from Microsoft. Use Google to find it or use the address below. For useful overview notes follow the link “Get more Photo Story 3 tips” and for a general guide follow the link “Create your first photo story”.

[www.microsoft.com/windowsxp/using/digitalphotography/photostory/default.mspx](http://www.microsoft.com/windowsxp/using/digitalphotography/photostory/default.mspx)

### HOS Meeting at Wisley

The next HOS Meeting, including the Photographic Show, will be held on Sunday 28<sup>th</sup> October at the Hillside Events Centre, RHS Garden, Wisley, Woking, Surrey, GU23 6QB. A booking form was circulated with the July Journal and this should be returned to Maren Talbot (Contact details on page110). Please note that the deadline for lunch bookings is 20<sup>th</sup> October, and 27<sup>th</sup> October for non-lunch bookings. Members must bring their membership cards to gain entry to Wisley.

#### Provisional Programme

- 08:30 Set up trade and members' plant sale tables.
- 09:30 Doors open; tea/coffee; photoshow entries; plant sales start.
- 10:30 Meeting opens; Chairman's introduction.
- 10:40 Bill Temple “A Holiday in a Long Thin Country.”
- 11:25 Mike Gasson “*Ophrys x royanensis*, and Some Other Hybrids.”
- 11:40 Short break.
- 11:50 Prof. Richard Bateman i. “*Ophrys*.”
  - ii. “The Lonkey Orchid.”
  - iii. “*Platanthera spurs*.”
- 12:40 Lunch followed by a chance to view the judged photographic competition; plant sales continue.
- 14:00 Dr Brian Most F.R.P.S , D.P.A.GB “Judges View of the Photographic Competition - with Comments on Photographic Technique.”
- 15:00 Short break
- 15:10 Iain Wright “Beyond GPS.”
- 15:25 Celia Wright “The Orchids of Karpathos.”
- 16:10 Tea/coffee.
- 17:00 Meeting ends, garden closes.

### HOS Photographic Show 2007

The Photographic Show will be held as usual during the Autumn Meeting at Wisley. This year the competition is being organized by Tony Hughes, and “The Maren Talbot Photographic Trophy” will be awarded to the best picture in the show. Winning pictures will be published in the HOS Journal and on the HOS website. Competitors should read the Schedule of Classes and the Show Rules carefully, as there have been some small changes! Note the new Class 13 for novices, the restric-

tion to a single entry in each class, and the clarification of Classes 2, 6 and 10 by specifying “plants”. Entries must be notified in advance by Wednesday 24<sup>th</sup> October using e-mail ([tonyhughes3@btinternet.com](mailto:tonyhughes3@btinternet.com)), telephone (0886 832647) or post (Tony Hughes, 8 Birchwood Road, Malvern, Worcs., WR14 1LD). Members who cannot attend the meeting may send their photos in advance to Barry Tattersall (contact details on page 110). In addition to the competitive entries, we are always pleased to mount an exhibition of members’ non-competitive exhibits.

### Rules

1. Judging will be based on the quality of the pictures, not on the rarity of the plants. 2. Plants may be wild or cultivated, though only “hardy” plants are acceptable. 3. Advance entry is essential. All entries must be staged by 09.45 a.m. so that judging can be completed before the meeting. 4. Prints must be un-mounted so that they can be inserted in plastic pouches for protection when on display. 5. Each member may enter up to **one picture** in each of classes. 6. Pictures entered previously in HOS competitions are **not** permitted. 7. Prints should have the competitor’s name and address on the back. They should also have a **small note with them naming the plant** and any information of interest to other members, but your name must appear only on the reverse side of the print. 8. Slides should be labeled with your name (the judge will not see it) and with an alignment dot on the **bottom left corner** of the mount (when viewed the right way up). Any standard 35mm slide mount is acceptable. 9. When a class states “**close-up**”, the photograph should include only part of a plant. This would normally be the flowering part, but may be another detail of interest. 10. When a class states “**a single orchid plant**”, the picture should consist of the whole of a single plant which may be multi-stemmed. 11. For Class 13, a Novice is defined as an HOS Member who has never been placed First in a HOS Photographic Competition.

### Schedule of Classes

1. An orchidaceous landscape, print size up to 7x5 inches.
2. A group of orchid plants, print size up to 7x5 inches.
3. A single orchid plant (see Rule 10), print size up to 7x5 inches.
4. A close-up (see Rule 9), print size up to 7x5 inches.
5. An orchidaceous landscape, print size up to A4.
6. A group of orchid plants, print size up to A4.
7. A single orchid plant (see Rule 10), print size up to A4.
8. A close-up (see Rule 9), print size up to A4.
9. An orchidaceous landscape, 35 mm colour slide.
10. A group of orchid plants, 35 mm colour slide.
11. A single orchid plant (see Rule 10), 35 mm colour slide.
12. A close-up (see Rule 9), 35 mm colour slide.
13. Novice Class: any hardy orchid picture, print size up to A4.

## Orchids South of the 45<sup>th</sup> Parallel – Southern France

Alan Blackman

This article is based on a talk at Wisley on 12<sup>th</sup> November 2006, and it is dedicated to all other “Francophilic Orchidophiles”. There are four areas in southern France covered by this title that I have visited a number of times between mid April and the end of May: 1) Provence, mainly the Var, the Alpes Maritimes, and the Bouches du Rhone near Marseilles; 2) The Drome, north of Provence; 3) Aveyron, which is south-west of the Massif Central; 4) The Corbières, an area just north of the eastern Pyrenees, inland from Perpignan.

These areas are very rich in orchids with 125 to 130 species recorded, depending on which authority is accepted. This compares very well with other areas of Europe popular with orchid “hunters”. In mid May, it is possible to see 60 or more species in flower. Many are widespread throughout southern France, but each of the four areas has characteristic species and, in some areas, endemics.

In Provence can be found the endemic *Ophrys philippi* (Plate 1). This is a fascinating species that was first described in 1859, from an area just north of Toulon. But, for whatever reason, it seemed to disappear and was forgotten. From the herbarium specimens prepared at the time, it was probably assumed to be a variant of *Ophrys scolopax*. Interest in it was rekindled in the late 1990s, and in 1999 it was rediscovered, still in the same area north of Toulon. It is now known from a number of sites in this general area. Another *Ophrys* that is virtually confined to Provence is *Ophrys splendida*. Despite the specific name, it does not have a large flower, but it is an attractive and colourful species.

The Drome, being mountainous, has a number of characteristic orchids, with good colonies of *Orchis pallens*, and widespread *Cypripedium calceolus*. An *Ophrys* of the “fuciflora” type, that occurs in the Drome is *Ophrys gracilis*. It has a neat, rounded lip, usually with short lateral petals. This *Ophrys* is probably better known from parts of Italy.

Aveyron is a wonderful area of limestone plateaux and gorges, and here there is another endemic *Ophrys*, *Ophrys aymoninii*. This “fly orchid” has yellow edges to the lobes of the lip, and also yellow lateral petals. *Ophrys aveyronensis* (Plate 4) was also thought to be endemic to the area, but has recently been found in northern Spain. It is a really magnificent orchid, with a large lip, wonderfully varied patterns on the speculum, and often highly coloured.

The Corbières, being near the Spanish border, has a strong influence from the Iberian peninsula. *Neotinea conica* occurs, often accompanied by the widespread *Neotinea ustulata* and hybrids between the two. *Dactylorhiza insularis*, another pre-

dominantly Spanish species, is found in a few places, and also its wonderful variant *bartonii*, which has large orange patches on the lip. The only representative of the *Ophrys omegaifera* group found in France is *Ophrys vasconica*, another species from the Corbières which is shared with Spain. It is thought that it arose from hybridisation of *Ophrys dyris* (a Spanish species of the “omegaifera” group), and a member of the *Ophrys fusca* group, of which there are 3 or 4 possibles in the Corbières.

The *Ophrys bertolonii* group has always fascinated me. There are definitely three, possibly four, or maybe five species in southern France. This depends on whether they can all be identified as separate species. Two of them can be found predominantly in Provence: *Ophrys aurelia* (Plate 3) with a large lip, widest at the distal end, and *Ophrys saratoi* with the widest lip measurement in the middle. According to Delforge, they have different pollinators, but they often grow together, and it can be difficult to distinguish them. In contrast, *Ophrys drumana* (Plate 5) is an easily identified member of this group. It is found from Provence northward into the Drome, from where it gets its specific name. It has a smaller, flatter lip, with a relatively large speculum. I have found that in Provence it seems to prefer shadier habitats, whereas in the Drome it grows in very open situations. The other one (or is it two?) species in this group occurs in the Corbières. *Ophrys catalaunica* is a Spanish species that just creeps into France here. Plants of this species with larger lips have

been split off, and named *Ophrys magniflora* (Plate 6). However, in the sites that I have visited I have not been able to distinguish the two species, the size of the lip, and also the shape of the speculum (apparently another distinguishing feature) being variable in all sites.



Plate 1 *Ophrys philippi*  
Photo by Alan Blackman

The department of the Var, in Provence, is a real hot spot in France for the genus *Serapias*. All seven species that are currently found in France occur here, and in some sites, all seven species can be found in close proximity. *Serapias neglecta* (Plate 2), is a very beautiful species, with large flowers and a lot of colour variation. *Serapias cordigera* is also very spectacular, with a lovely rich mahogany red lip, contrasting with the silver/grey petals and sepals. An endemic *Serapias*, similar to *S. cordigera*, is *Serapias olbia*. It is, however, a much daintier plant,



Plate 2 *Serapias neglecta*  
Photo by Alan Blackman

with usually only two or three flowers per spike, and does not have the broad, heart shaped lip of *S. cordigera*. Similar to *S. olbia*, but with a narrower lip, is *Serapias gregaria*. This species is sometimes lumped in with *Serapias strictiflora* from North Africa and southern Spain, but the lip is even narrower in *S. strictiflora* and, if the flowers are dissected, the lateral petals of the two species can be seen to be differently shaped. Two of the *Serapias* are widespread in France. These are *Serapias vomeracea* and *Serapias lingua*. The seventh species is *Serapias parviflora*, which is quite a rare plant in southern France and one that I have yet to track down!

The genus *Ophrys* holds a great fascination for me, and again southern France has many species. *Ophrys lutea* is widespread, particularly in the west, and also fairly frequent is the charming little “fusca” relative, *Ophrys*

*sulcata*. This can be recognised by its small flower size, and by the long furrow running down the centre of the lip, from where it gets its specific name. *Ophrys scolopax* and its relatives are always a difficult group to identify anywhere in the Mediterranean, and southern France is no exception! True *Op. scolopax* is relatively early flowering, April to early May. It is followed by *Ophrys vetula*, which has a less “scolopaxoid” lip shape. i.e. the sides of the lip are not tucked under as much in the distal part. In the Corbières, and probably elsewhere, is the much larger lipped *Ophrys corbariensis*, which is fairly late flowering (end of May and into June). Also in the Corbières is a small flowered species with usually narrow lateral petals. This is *Ophrys picta*, which again is one of the orchid species of this area shared with Spain. *Ophrys sphegodes*, a very widespread species, has two relatives in southern France. *Ophrys araneola* has a very small lip with often a nice wide yellow margin, while the slightly larger *Ophrys virescens*, has a darker more bulbous lip, and a later flowering period – well into May, as opposed to April and early May in the case of *Op. araneola*. If you travel from the south of Provence (Bouche du Rhone), northward through the Var and the Alpes Maritimes to the Drome, there seems to be an *Ophrys* species that gradually transforms from *Ophrys linearis* in the south to

Plate 3 *Ophrys aurelia*  
Plate 5 *Ophrys drumana*  
Photos by Alan Blackman

Plate 4 *Ophrys aveyronensis*  
Plate 6 *Ophrys magniflora*





*Ophrys fuciflora* in the north. In the north eastern Var and the adjoining parts of the Alpes Maritimes, I have found colonies of plants with a mixture of characteristics. I had thought they must represent intermediates or hybrids between the two species, but recently this orchid was named *Ophrys druentica* by Pierre Delforge (Delforge & Viglione, 2006).

A similar situation occurs with an *Orchis* species in the Alpes Maritimes. *Orchis mascula* var. *acutiflora* is an intermediate form between *O. mascula* from low altitude, and *Orchis ovalis* from higher levels in the Alpes Maritimes. A similar species often found with this “mascula variety” is *Orchis olbiensis*. It grows also at lower altitude all along the coast of Provence. Back up in the Alpes Maritimes, and also in the Drome, are some good colonies of *Orchis spitzelii*, which can be quite a tall plant with its dense flower spikes and sepals with green linings.

*Anacamptis laxiflora* is widespread in damp areas throughout the south. Another *Anacamptis* that prefers damper areas is *Anacamptis coriophora* but, although it can be found in large colonies, it is not a common species. A widespread species of dryer habitats is *Anacamptis picta*, a small-flowered relative of *Anacamptis morio*. In a few places can be found the beautiful *Anacamptis papilionacea*. An early flowering member of this group is *Anacamptis champagneuxii*, which in April is quite a common orchid in the Var.

*Dactylorhiza* species are well represented in southern France with *Dactylorhiza sambucina* present in all areas at higher altitude in both yellow and red forms, and also a beautiful intermediate “salmon pink” colour. *Dactylorhiza elata*, the “robust marsh orchid”, only occurs in the west of the area, but in Provence can be found the related *Dactylorhiza occitanica*. This is an interesting species that requires a very particular habitat. Cold winters with the ground often flooded in the autumn and hot and dry summers is the preferred eco-type.

I have tried to give a flavour of this very rich orchid area by describing some of the more interesting (to me!) and unusual species. As well as these, many others, more common and widespread in France as a whole, occur; for example *Himantoglossum robertianum*, *Himantoglossum hircinum* (can be in flower by mid April in the Var), *Cephalanthera rubra*, *Limodorum abortivum*, *Neotinea maculata*, *Orchis militaris*, *Orchis purpurea*, *Orchis simia*, and *Orchis provincialis* (not by any means confined to Provence).

As in any region, orchids can be found that cannot be satisfactorily identified (surely this is what spurs us on!). At the time of writing I have three such examples. One is an *Ophrys* from the Alpes Maritimes, that resembles *Ophrys quadriloba* – but it is probably a hybrid! Another *Ophrys*, again from the Alpes Maritimes, has similar-

ities to the Italian *Ophrys classica*, but again it is probably a hybrid. And an *Epipactis* species, which according to Remy Souche is *Epipactis lusitanica*, an acid loving species from Portugal and Spain which he has found scattered across southern France, and I think I agree with him on this one.

### References

- Delforge, P. 2005. *Guide des orchidées d'Europe. D'Afrique du Orient, Nord et du Proche-Orient*, 3<sup>rd</sup> édition, Delachaux et Niestle, Paris.
- Delforge, P. & Viglione (2006) *Natural Belges* 87: 134.
- Souche, R. 2004. *Les orchidées sauvages de France*, Les Créations du Pélican.

## Hartslock Hybrids and Green Hairstreak Malcolm Brownsword

During a field trip to Hartslock in 2006 HOS members were amongst the earlier visitors to see the six flowering specimens of *Orchis purpurea* x *simia*. Those visitors, and others, may be interested to see the photograph below of a Green Hairstreak butterfly on the hybrid. The Green Hairstreak is not an uncommon species at Hartslock, and conceivably it plays a role in orchid pollination at the site.



Green Hairstreak butterfly on an *Orchis purpurea* x *simia* hybrid.  
Photo by Malcolm Brownsword

On his website, BBOWT warden Chris Raper reports that there were eleven flowering hybrid plants this year, although one of these was eaten by slugs while in full flower. The foliage of the hybrid is lush and bushy like that of *Orchis purpurea*, but it is a grey-green colour like that of *Orchis simia*. Flowering of the hybrid was one week after that of the two flowering plants of *O. purpurea*, which flowered in the third week in April, earlier than usual. The April drought held back the flowering of *O. simia* a little, but the May rainfall brought them into flower very quickly. On 10<sup>th</sup> June there were two Lady Orchids in seed, with 10 hybrids and 120 Monkey Orchids in flower.

(See [www.hartslock.org.uk](http://www.hartslock.org.uk))



## Spain Part 1: Cuenca

### John Spencer

For our annual orchid trip it was to be “destination Spain”; but which part? My fellow “Orchideers” were divided. Mike Parsons wanted to visit the Cuenca region to the east of Madrid, but Robert Thompson favoured the higher mountains of the Picos de Europa in the north. We finished up doing both.

The optimum time to see as many as possible of Cuenca’s forty orchid species is late May, and on the 24<sup>th</sup> of May 2007 Easyjet deposited us at Bilbao. The city, although convenient for the Picos, was not the obvious choice for Cuenca. However, it was easier to use just one airport, despite the additional road travel involved. After negotiating Bilbao’s cat’s-cradle of roads we headed for the Serrania de Cuenca National Park, a wooded mountainous area that rises to 6,000 ft. Our motorway south, a yellow ribbon of Genista, took us across a hot flat plain studded with wind farms. As we neared our destination the hills reared up to meet us, the temperature dropped, and it started to rain. The dense lichens on the evergreen oaks gave us a clue with regard to the local climate. Our home for four nights, the Hotel Los Tilos, was sited at a small hilltop town with an Arabic name: Beteta, meaning splendour. An appropriate name, since there is a panoramic view of the rolling local terrain.

Beteta is close to one of the best orchid sites in this part of Spain, and the next day we wasted no time in visiting the woodland and open pastures only a few kilometres away. The first orchid we saw was a member of the “mascula” clan, *Orchis tenera* (Plates 1 & 3). This turned out to be a slight plant with a lax head and pink flowers. The lip could be curved in profile, but did not have the broken nose of *Orchis langei*. Beneath the trees, *Cephalanthera longifolia* was being joined by *Cephalanthera damasonium* and *Neottia nidus-avis*, which were both just starting to flower. Other plants, such as *Limodorum abortivum* and the similarly coloured *Epipactis kleinii*, were still in tight bud. *Ophrys sphegodes* (Plate 5) had obviously been out for some time, and we encountered an unusual plant with yellow-edged flowers (Plate 6). The *O. sphegodes* were being joined by their attractive relative *Ophrys castellana* (Plate 7), a plant that has white (sometimes pink) sepals, and a neat, well marked lip. One of the *O. castellana* stood out as being different, with enlarged lateral petals that seemed semi-peloric (Plate 8). Our orchid list grew as the clouds darkened: *Ophrys lutea* and *Ophrys scolopax* both in flower, with *Anacamptis pyramidalis* in bud.

Plate 1 (opposite) Unusually robust plant of *Orchis tenera*.

On the following two pages (122 & 123) - Plate 2 Rock formations at Sta Maria del Val. Plate 3 *Orchis tenera*. Plate 4 *Dacylorhiza insularis*. Plate 5 *Ophrys sphegodes*. Plate 6 An unusual form of *Ophrys sphegodes*. Plate 7 *Ophrys castellana*. Plate 8 A semi-peloric *Ophrys castellana*. Photos by Robert Thompson

2



3



4



5



6



7



8



Rain forced us back to our car, and towards the end of the day we drove a little way up the road. The sight of *Dacylorhiza insularis* (Plate 4) and thousands of *Anacamptis champagneuxii* (Plate 9) tempted us back out and, on one of our forays in the rain, Mike struck gold when we found a small colony of *Dacylorhiza insularis* var. *bartonii* (Cover Photograph). With this variety the tiny red dots on the lip of the nominate species enlarge to the size of blood drops, and contrast beautifully with the yellow flower colour. The conditions made photography impossible, but we resolved to return as soon as possible.

Our second day in the field dawned bright and clear but, when we retraced our steps, we found that the “*bartonii*” had been grazed in the night. However, all was not lost since a thorough search revealed two more flowering plants. The *D. insularis* var. *bartonii* appeared to flower slightly later than the standard *D. insularis*, and Barry Tattersall, who joined us with family for one evening, suggested that the plant perhaps deserves a higher status than that of variety.

It was the first time that I had seen *Anacamptis champagneuxii*, a small fresh plant, which can be summed up as “morio without the dots”, although this is a simplification! With so many *A. champagneuxii* in flower it was inevitable that there would be some plants with white flowers, and this proved to be the case (Plate 10). Also present at this site was *Neotinea maculata*, which given the mountain habitat was not surprising. In our search for orchids we found that damp woodland rides and clearings proved to be particularly rewarding.

One orchid that we had hoped to see near Beteta, but failed to find, was *Orchis cazorlensis*; a plant similar to *Orchis spitzelii*, but with a shorter spur and more open lip. To widen the search, we took the road south from Beteta through an impressive gorge with Griffin Vultures wheeling above. Validos proved to be good for butterflies, but the only noteworthy orchid here was a fading *C. damasonium* x *longifolia* hybrid. Once again we experienced “mountain weather”, and it was in pouring rain that we found *Dacylorhiza elata* in bud, close to a bridge over the Rio Escabas. We decided to return to base. Late sunshine gave us unexpected views of the dramatic scenery around the town of Sta Maria del Val (Plate 2). Today’s drive taught us that there are large tracts of Cuenca where orchids are few and far between, and that sites like Beteta, where both species and plants are present in numbers, are the exception.

On our third and last day in Cuenca we headed towards the Ciudad Encantada (Enchanted City), a remarkable geological site where eroding limestone has left harder rock strata balanced precariously. However, our real destination was just short of the “Ciudad”, and by the side of the road we at last found *Orchis cazorlensis* (Plates 11 & 12). The large pale lip, often in slight shade, proved to be hard to photograph in the windy conditions. The plants varied considerably in colour. In one



plant the normally dark hood was pale green (Plates 14 & 15). The lip could sometimes be recurved, but the spur was undoubtedly different from *Orchis spitzelii*. Growing with *O. cazorlensis* were *Orchis anthropophora*, *Ophrys lutea*, *Neotinea maculata*, and also a “fusca” which we decided was probably *Ophrys bilunulata* (Plate 16). In the Ciudad Encantada itself we found more “fusca”, but *Ophrys arnoldii* rather than *O. bilunulata*. A host of other plants occupied the nooks and crannies in the limestone.



Plate 16 *Ophrys bilunulata*  
Photos by Robert Thompson

Our last stop for the day was at a point where the Rio Cuervo cascades over a number of small caves, forming small waterfalls over each one (Plate 13). The Cascada Tobacea is a popular tourist destination, but few visitors bother to look in the woods adjoining the river, which is a pity. This proved to be another good site for *Orchis cazorlensis*, and alongside Hellebores, Fritillaries, Sanicle, Milkwort, and Aquilega, we found *C. damasonium*, *C. longifolia*, *O. tenera* and *D. fuchsii* - the last named in bud.

The following morning we checked out of the Los Tilos and started a 400 mile journey north to The Picos; but that’s another story. To sum up: if you like rugged scenery, and would like to get away from the crowds to breathe clean mountain air and see an interesting selection of orchids, Cuenca is for you. Just bear in mind that tourism is not as dominant as in some other parts of Spain, and it would be a good idea to book your accommodation in advance; and do take a good phrase book!

Acknowledgments to Barry Tattersall and Michael Lowe for some essential site information.

On the following pages (126 & 127) - Plate 9 *Anacamptis champagneuxii*. Plate 10 *Anacamptis champagneuxii* var. *alba*. Plates 11& 12 *Orchis cazorlensis* with usual coloration. Plate 13 Cascada Tobacea on the Rio Cuervo. Plates 14 & 15 A very pale *Orchis cazorlensis* with an unusual green hood.  
Photos by Robert Thompson

9



10



11



12



13



14



15



## A hyperchromic *Dactylorhiza praetermissa* John Spencer



Hyperchromic variant of  
*D. praetermissa*, Somerset,  
18<sup>th</sup> June 2007  
Photo by John Spencer

Eventually, I did find three *D. praetermissa* plants. However, these plants differed from the norm in having lips almost completely occupied by the darker colour of what would normally have been the dots and loops making up the lip pattern. The pigments responsible for this bright colouration, the anthocyanins, are subject to genetic control, and the high level of anthocyanins that I witnessed was caused by a genetic malfunction known as hyperchromy. A parallel with this in *D. fuchsii* would be *D. fuchsii* var. *rhodochila*. Intensely coloured examples of this variant are featured on the HOS website. "Low intensity rhodochilas" do crop up, but they are not so easy to spot.

When driving near Bristol recently, I could not help noticing a roadside bank studded with thousands of *D. fuchsii*. Some of the plants were darker than the usual lilac colour and looked like hybrids. Then, a brightly coloured plant, that I could not place, caught my eye. The road was busy and I was unable to stop. However, later the same day, I returned and methodically worked my way along the bank. The robust darker plants, that I had seen earlier, turned out to be *D. fuchsii* x *praetermissa* hybrids. The *D. fuchsii* were present in abundance, but the other parent seemed to be missing.



Low intensity *D. fuchsii* var.  
*rhodochila*, Gloucestershire,  
18<sup>th</sup> June 1995  
Photo by John Spencer

## The Orchids of Chios Mike Taylor and Les Lewis

As reported in the October, 2006 issue of the Journal (Lewis, 2006)), it is only in the last few years that the importance and richness of the flora on the Greek island of Chios has become appreciated. In recognition of this importance, “*Ophrys 2005*”, the 2<sup>nd</sup> European Congress on Hardy Orchids, was held on the island in April 2005 (Parsons, 2005). Also two books on the island’s orchids have been published recently, namely an “*Illustrated Checklist : Orchids of Chios, Inouses & Psara*” (2005) by one of the authors (MT), which was reviewed in the January 2007 issue of the Journal, and “*The Orchids of Chios*” (Saliaris, 2002).



Plate 1 *Ophrys sitiaca*, Olympi,  
Chios, 4 April 2006.  
Photo by Les Lewis

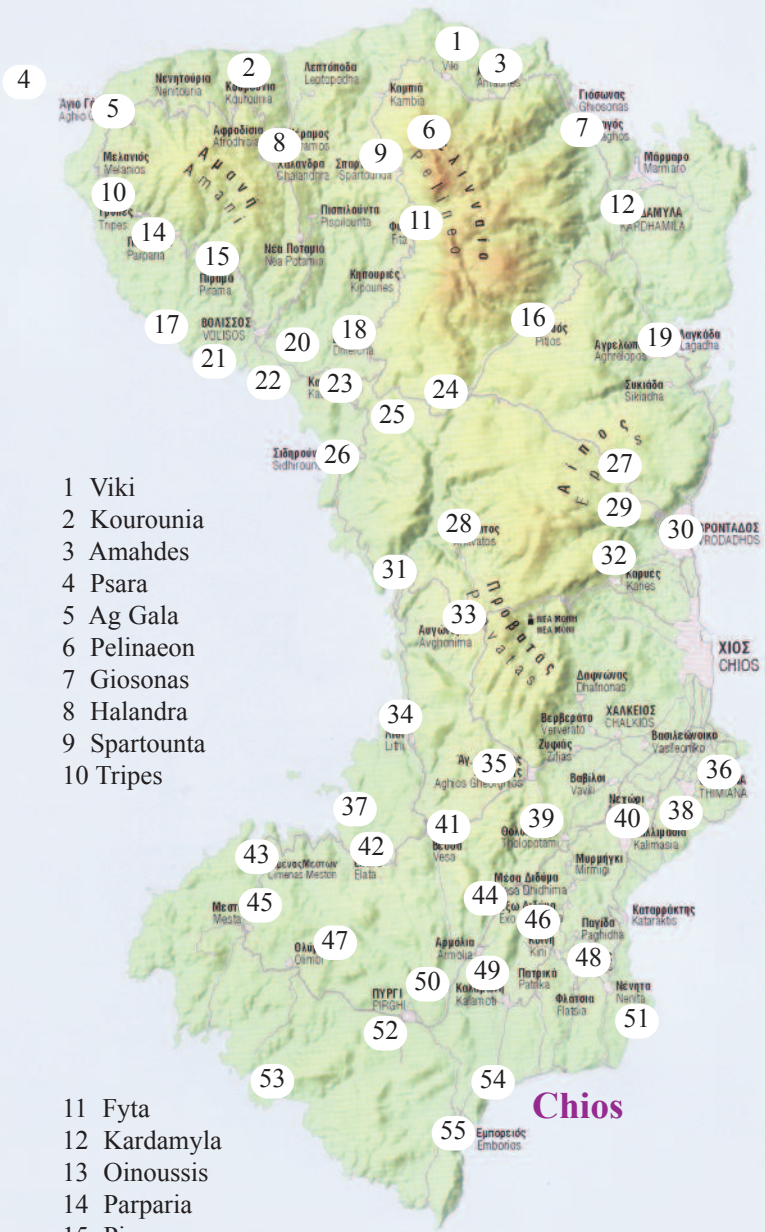


Plate 2 *Ophrys israelitica*,  
Kampia, Chios, 5 April 2006.  
Photo by Graham Giles

Of particular note is the range of “*fuscas*” to be found on the island, particularly in late March and early April. This is especially so in the south where various species are often found flowering together at the same time, accompanied inevitably by hybrids which complicate their already difficult identification. Probably the most widespread is *Ophrys leucadica* although, since it is so variable, it is not always easy to identify with certainty. Also widespread is the similar, but much smaller flowered, *O. cinereophila*.

*O. omegaifera* and the similar *O. sitiaca* (Plate 1) are found quite widely throughout the island. Much rarer, the widespread but local *O. (omegaifera ssp.) basilissa* is found on the northern side of Mount Pelinaeon, Olympi, Amahdes and Giosonas. Although on Crete this (sub)species is readily distinguished from *O. omegaifera* by its earlier flowering season and larger lip, on Chios it can be later and smaller, making identification much more problematic. The similar *O. israelitica* (Plate 2) was found in 2006 near Kampia.

# Orchid Sites on Chios



- 20 Ochrea
- 21 Volissos
- 22 Managros
- 23 Katavasi
- 24 Giannaki



## Inouses

- 25 Psiles
- 26 Sidirounta
- 27 Aipos
- 28 Anavatos
- 29 Klidou
- 30 Vrondados
- 31 Elinta
- 32 Karies
- 33 Avgonima
- 34 Lithi
- 35 Ag Giorgos
- 36 Thimiana
- 37 Ag Irene
- 38 Ag Minas
- 39 Tholopotami
- 40 Kallimasia
- 41 Vessa
- 42 Elata
- 43 Limenas
- 44 Didima
- 45 Mesta
- 46 Kini
- 47 Olympi
- 48 Vouno
- 49 Kalamoti
- 50 Armolia
- 51 Nenita
- 52 Pyrgi
- 53 Kato Fana
- 54 Komi
- 55 Emporios

- 1 Viki
- 2 Kourounia
- 3 Amahdes
- 4 Psara
- 5 Ag Gala
- 6 Pelinaeon
- 7 Giosonas
- 8 Halandra
- 9 Spartounta
- 10 Tripes
- 11 Fyta
- 12 Kardamyla
- 13 Oinoussis
- 14 Parparia
- 15 Pirama
- 16 Pitios
- 17 Ag Markella
- 18 Diefcha
- 19 Lagkada

Another widespread species is *O. iricolor* with its characteristic bright blue speculum. In April 2007 a plant similar to *O. iricolor*, but with a duller pattern and a greenish underlip gradually and increasingly suffused by purplish-brown at its distal end, was found by MT near Sidirounta. Despite the late flowering date, probably triggered by heavy rain in late March after a very dry winter, this would appear to be *O. mesaritica*, which was also recorded recently on the neighbouring island of Lesbos by B. Biel (1999) who has confirmed that it looks the same (pers. com., 2007).

The much rarer *O. attaviria* (Plate 5), which can also have a blue speculum, although both the lip and speculum are normally black, is found at Emporios and Olympi. A recent find at Emporios is the yellow-edged *O. (attaviria ssp.) cesmeensis* named after the nearby Turkish Cesme peninsular where it was first reported. Another “fusca” with a black, yellow-edged lip and black speculum is *O. blitopertha* (Plate 6), which grows in the phrygana near the sea at Managros in the west and Kato Fana in the south. Unusually for an *Ophrys*, this species is pollinated by a beetle, *Blitopertha lineolata*. The taller *O. persephonae* (Plate 8), which has almost identical looking flowers, occurring in two labellum edge colour forms, yellow and brown/orange, grows amongst pines at Lampsa, Diefcha and Emporios.

Two particularly attractive species found in the south of the island, for example at Olympi, Pyrgi and Kato Fana, are the yellow-brown speckled *O. parosica* with its mottled speculum, and the chestnut brown *O. lindia* (Plate 11) with its short, bluish-grey speculum bordered by a distinct white omega. Yellow-brown speckled plants similar to *O. parosica* but with a larger lip are also found in several places in the south, most notably at Olympi, Kato Fana and Lithi. These are similar to the Turkish *O. phaseliana*, but generally lack the reddish



Plates 3 *Ophrys mesaritica*,  
Ag Ioannis, Sidirounta, Chios,  
12 April 2007.  
Photo by Mike Taylor



Plate 4 *Ophrys mesaritica* (under-  
lip), Ag Ioannis, Sidirounta, Chios,  
12 April 2007.  
Photo by Mike Taylor



Plate 5 *Ophrys attaviria*,  
Emporios, Chios, 3 April 2006.  
Photo by Les Lewis



Plate 6 *Ophrys blitopertha*,  
Emporios, Chios, 8 April 2006.  
Photo by Les Lewis

Elinta, Psiles, Lithi, Kalamoti and Emporios. Although it is possible that some are forms of *O. minutula*, more extreme examples closely resemble *O. cornutulata* (syn. *O. oestrifera*) found on Rhodes where *O. minutula* is absent.

colouration at the base of the lip normally found on that species. However, one plant found in Kato Fano in 2005 has been confirmed definitely as *O. phaseliana*, and other plants found by MT at Olympi are thought to be this species.

The most widespread orchid on the island is *O. sicula*. This is sometimes accompanied by *O. phryganae* with its characteristically angled lip. In 2005, *O. melena* (Plate 12) with its dark side lobes - probably a colour form of *O. sicula* rather than a separate species - was recorded for the first time, when about 100 plants was found between Armolia and Vessa. Further specimens were elsewhere on the island in 2006.

The most common member of the *O. scolopax* family on the island is the small *O. minutula*, which flowers from late March into May. Although normally this has dark pink sepals, plants with paler ones are sometimes encountered. The latter are very similar to *O. dodekanensis* with its white or very pale pink sepals, which flowers at the same time. Although previously considered to be endemic to Rhodes, this species is found on Mt. Pelinaeon in the north of Chios, Vrondados and Amahdes. It is still to be determined whether similar plants found growing under pines near Psiles are that species or *O. heterochila*, which can look very similar and is found on the neighbouring island of Samos. Small lipped plants with horn shaped protuberances are found at

Plate 7 *Ophrys phrygia*, Fyta, Chios, 22<sup>nd</sup> May 2005. Mike Taylor

Plate 8 *Ophrys persephona*, Emporios, Chios, 3<sup>rd</sup> April 2006. Graham Giles

Plate 9 *Serapias carica* Emporios, Chios, 8<sup>th</sup> April 2006. Graham Giles

Plate 10 *Epipactis densifolia*, Olympi, Chios, 19<sup>th</sup> May 2005. Mike Taylor



7



8



9



10



The April-flowering *O. ceto* (syn. *O. breimifera*) grows at many locations, including near Pitios in the north, Elinta in the centre, and Emporios and Armolia in the south. In May, *O. lapethica*, characterised by its strongly reflexed lip, can be found near Pyrgi, and just a few metres from the sea at Kato Fana, while the attractive *O. phrygia* (Plate 7) grows at Fyta, Giannaki, Vrondados and on Mt. Pelinaeon.



Plate 11 *Ophrys lindia*, Kato Fana, Chios, 6 April 2006.  
Photo by Les Lewis



Plate 12 *Ophrys melena*, Emporios, Chios 8 April 2006.  
Photo by Les Lewis

*O. umbilicata*, with its whitish or pinkish sepals, is widespread throughout the island in early April. It is often accompanied by *O. attica* which has an apparently identical lip but green sepals. Far rarer is the similarly green sepalled, but larger lipped, *O. bucephala*. A much photographed roadside specimen at Giosonas in the north of the island has now disappeared, but it has also been recorded at Lithi, Diefcha, Psiles, Emporios, and on Mt. Pelinaeon.

One of the most attractive *Ophrys* on the island is the April-flowering *O. ferrum-equinum*, which grows at a number of locations including Elinta and Psiles in the west and Kato Fano in the south. The shape of the lip and the speculum are both rather variable. The narrow lipped *O. (ferrum-equinum ssp.) labiosa* and the tri-lobed form *subtriloba* can be found near Psiles. The local *O. spruneri* has been found in several locations in northern Chios, including Avgonima, Giannaki, Sidirounta, and Psiles.

Up until recently it was thought that the only member of the *O. mammosa* family on the island was *O. mammosa* itself, which is found at Kalamoti, Kataraktis and Kato Fana. However, the closely-related *O. leucophthalma* (Plate 13), with a broad yellow edge and long, white tipped protuberances, has been found at Kato Fana, and similar plants have been identified at Kalamoti and Managros.

Another attractive *Ophrys* is *O. reinholdii* which grow under pines on Mt. Pelinaeon, and under oaks at Kourounia, as well as Agio Gala in the north of the island. It flowers throughout April and into May. Other attractive *Ophrys* in flower in late March and April are *O. villosa* and the tiny, clump-forming *O. regis-ferdinandii*, both of which are widespread on the island.

An *Ophrys* special to Chios is *O. homeri* (Plate 14) since it was once thought to be endemic to the island. This species, which starts flowering in the second week of April, although still rare, has now been recorded at various locations, from Avgonima and Armolia in the south to Mt. Pelinaeon in the north. Even rarer is *O. calypsus*, a single spike of which was found flowering close to *O. homeri* at Kalamoti 2006, and re-appeared in 2007.

A population of an unusual form of *O. fuciflora* (*sensu lato*) can be found at Lithi. Less exotic, but scarce on the island, is *O. apifera* which has been recorded on Mount Pelinaeon, Olympi, Vrondados and Ochrea.

The few *Orchis* species found on the island all flower in late March and April. The most widespread are *O. anatolica* and *O. italica*. The scarcest is *O. punctulata* with just two records, one from Viki in the north in 1999, and two spikes discovered at Kato Fana in 2005, which flowered again in 2006 and 2007. The others are: *O. anthropophora*, which grows in small numbers, for example at Pyrgi, Olympi, Mesta and Limenas; *O. intacta*, at several locations including Kato Fana, Karies, Viki, Mesta and Limenas; *O. provincialis*, in particular on Mt. Pelinaeon, Amahdes, Viki, Diefcha and Kourounia.

As might be expected, *Anacamptis sancta*, *A. morio*, *A. picta* and *A. pyramidalis* occur in many locations. Much more restricted are *A. papilionacea* var. *heroica*, which grows at Agio Gala, Karies, Kallimasia, Kalamoti, Kourounia and Olympi as well as on the



Plate 13 *Ophrys leucophthalma*, Kato Fana, Chios, 3 April 2006.

Photo by Graham Giles




Plate 14 *Ophrys homeri*, Kalamoti, Chios, 9 April 2006.

Photo by Graham Giles



Plate 15 *Cephalanthera epipactoides*, Fyta, Chios, 11 May 2005.

Photo by Mike Taylor



Plate 16 *Epipactis turcica*, Olympi, Chios, 19 May 2005.

Photo by Mike Taylor

satellite islet of Psara, and *A. fragrans*, which is found at Ochrea. Surprisingly for such a dry island, the moisture-loving *A. laxiflora* is found in a few wet flushes around the base of Mt. Pelinaeon, particularly at Pitios, and on the east coast at Klidou, Nea Moni and Lagkada.

The Genus *Neotinea* is represented by *N. tridentata*, which grows on Mt. Pelinaeon and at Tholopotami, and *N. lactea* which was first found on Mt. Pelinaeon in 2005. *Serapias* are not particularly common on the island. The most widespread is *S. bergonii*. This grows, for example, at Ochrea, which is also home to *S. parviflora* and the later-flowering *S. vomeracea*. In addition, *S. (orientalis ssp.) carica* (Plate 9) was found at Emporios in 2006.

There are two species of *Cephalanthera* on the island: *C. epipactoides* (Plate 15), which can be found flowering in mid-May at Fyta and Giannaki, and *C. longifolia*. Also in flower at this time at Olympi are a few plants each of the rare *Epipactis turcica* (Plate 16) and *E. densifolia* (Plate 10). Much more common orchids found on the island include *Himantoglossum robertianum*, *Limodorum abortivum* and *Spiranthes spiralis*.

### Acknowledgments

We would like to thank Graham Giles for permission to publish his photographs and C.A.J. Kreutz for confirming the identity of several species not previously reported on the island. Also, one of us (LL) would like to thank Joan Franklin and Graham Giles for their help, advice and company on a visit to the island in April 2006, and Mike Parsons and John Spencer for information on the location of some species mentioned.

## References

- Biel, B. (1999) Nachtrag zur Orchideenflora von Lesbos (*Griechenland*). *Jour. Eur. Orch.* 31(4): 852-876.
- Lewis, L. (2006) Some New Discoveries on the Greek Island of Chios. *JHOS* 3(4): 101-103.
- Parsons, M.J. (2006) Chaos on Chios and the European Congress on Hardy Orchids. *JHOS* 2(3): 90-94.
- Saliaris, P. (2002) *The Orchids of Chios*, Municipality of Kardamyla, Chios, Greece.
- Taylor, M. (2005) *Illustrated Checklist : Orchids of Chios, Inouses & Psara*, Pelineo Editions, Chios, Greece.

## The Swiss Orchid Foundation Website Review

The Society was approached by Dr. Samuel Sprunger with a request to publicise the website of the Swiss Orchid Foundation: <http://orchid.unibas.ch>. The Foundation was set up to care for an exceptionally rich botanical collection and library bequeathed to the University of Basel by the late Dr. Jany Renz. Subsequently, the University of Basel assigned the herbarium and the library to the Foundation for revision and care so that it would remain intact and accessible. The herbarium, consisting of some 20,000 orchid specimens, was collected and curated throughout the lifetime of Dr. Jany Renz, starting in the early 1920s, and continuing during the 1970s after his retirement, and up until his death in 1999. The library is a comprehensive reference collection of the orchid literature, and includes an irreplaceable collection of rare and precious folio books from the early 19<sup>th</sup> century, many with hand coloured illustrations. Currently the website contains about 36,000 pictures with updated nomenclature from all over the world. Orchids from Europe, Asia Minor and Northern Africa are available virtually, either as herbarium specimens, hand coloured drawings, or photographs. Visitors to the website have free access to the BibliOrchidea, a comprehensive database with 140,000 records, maintained by Dr Rudolf Jenny. The Foundation actively supports conservation projects, including the re-introduction of *Cypripedium calceolus* in Switzerland.



Herbarium specimen from the  
Swiss Orchid Foundation website

## Field trips Reports

David Hughes

We've completed a season of excellent field trips this year; my thanks go to all the organizers for so much work in preparation and guiding. Congratulations too to those who were prepared to travel considerable distances to support the meetings. The field trips are an excellent way to enable members from around the country to meet, share their knowledge, and learn. Also, they are important in identifying areas where increased protection of plants or localities is indicated and where the Society might use its influence. The Meeting reports from the individual leaders follow.

**Purbeck on 29<sup>th</sup> April led by Norman Heywood:** On the 29th April, a fine and warm day, we met at Worth Matravers car park. We walked along the Priest's Path, and dropped down onto the cliffs, where the orchid spikes were immediately seen in quite considerable numbers. With global warming they were ten days to two weeks in advance of their average flowering time, but this did not deter the photographers! Further along in a westerly direction we found the Green Winged Orchids, again more or less gone over, but in three different colour forms. Half the party stayed to continue their photography, whilst the remainder returned to the car park for lunch. After lunch we proceeded in convoy to Slepe Heath, a true heathland habitat and SSSI, where we visited both hides for good views of the Dartford Warblers. A good day was had by all, and as a result of global warming I have resolved to visit the site once a week from the beginning of April, so as to be there when the flowers are in their prime.

**Derbyshire on 13<sup>th</sup> May led by Martin Jackson:** In early May there is only one orchid species to be seen in the Derbyshire Peak district, but the masses of *Orchis mascula* make a visit well worthwhile. Martin Jackson led a group to Cressbrookdale and Monksdale to admire the masses of purple spikes and colour variants. Many local rarities, like *Saxifraga hypnoides*, were enjoyed and it was noted that the Exmoor ponies introduced to manage the grassland also eat the *O. mascula*!



Orchis mascula in Derbyshire  
Photo by David Hughes

**Kent on 27<sup>th</sup> May led by Alan Blackman:** The forecast was not good, and indeed I received two cancellations because of the impending bad weather before I left

home. East Kent was actually dry when I arrived at the meeting place, but I knew that the forecast rain was coming from the west. Before long it started. However, eight members arrived and, after a quick show of hands, we decided to ignore the weather and carry on. A Kent Wildlife Trust reserve was the site chosen for the morning session. I knew that the orchids were in good condition and in good numbers, because I had visited four days earlier - I might add in glorious hot sunshine! This reserve is the main site for *Orchis simia* in Kent, and the sight of over two hundred in full flower made us all forget the incessant rain. As we settled down to examine and photograph these, it became apparent that many of the group were relative newcomers, both to wild orchids and the HOS. They were enthusiastic about proceeding with the trip, and a bit of rain (all day actually) was not going to put them off. Also seen at Park Gate Down were a few *Ophrys insectifera*, *Platanthera chlorantha*, *Neottia ovata*, *Orchis mascula* (mostly going over), *Dactylorhiza fuchsii*, large numbers of *Gymnadenia conopsea* just coming into flower, and a very stately *Orchis purpurea*. This last species was the main target for the afternoon, and I promised the members that they would see many more of them if they were prepared to brave the weather.

Kent, as is well known, is the stronghold in this country for *Orchis purpurea*, and many fantastic sites exist. My original plan for the afternoon was to visit a beech wood that has a very large population with many colour and lip-shape variations. To my horror when I visited the site a few days previously, not one *Orchis purpurea* could be seen! On closer examination, there were still many plants, but on all of them the flowers had been very neatly chewed off! The flower stems and even the individual flower stalks were still there, so this was not human vandalism. No, this was the work of Muntjac deer. I had been told some years ago that this was a problem occasionally at this site, but having visited it many times, this was the first time I had seen it first hand.

As I said, Kent is well endowed with *Orchis purpurea* sites. So, in the relentless rain we visited another Kent Wildlife Trust reserve. Here there were hundreds of *Orchis purpurea* in perfect condition, but not many colour variations. Also there were many very fine plants of *Platanthera chlorantha* in full flower, plus *Cephalanthera damasonium*, *Neottia ovata*, *Dactylorhiza fuchsii*, and *Orchis mascula*. One of the relative new-comers remarked that they had not seen the eight orchids in the wild before. So testing their durability a bit more, I asked if they would like to make that nine! *Neottia nidus-avis* was in flower at the site where the deer had devoured the *Orchis purpurea*. Four of them took up the challenge and, luckily, I managed to relocate the group that I had seen a few days earlier. This wood is home to literally thousands of *Neottia ovata* and it was interesting to compare the flower shape of *N. nidus-avis* with *N. ovata* and realize that the bringing together of these two into one genus makes visual as well as genetic sense. Presumably the Muntjac deer do not find

*Neottia* species to their liking. Despite the appalling weather, this was a really successful trip. As a postscript, whilst we were admiring the *Orchis simia* in the pouring rain, three people who had come from Derbyshire to see these Kent specialties asked “are you members of a group?” We replied “Yes - the Hardy Orchid Society”, to which they asked “is that the orchids or the members that are hardy?”

**Hampshire and Dorset on 2<sup>nd</sup> June led by Graham Poynter:** Contrary to the mid-week weather forecast, warm sunny conditions greeted HOS members gathered at Martin Down National Nature Reserve for the first of two walks. The reserve, on the Hampshire/Dorset border, is a splendid example of chalk downland, and the site of our target species *Neotinea (Orchis) ustulata*. We managed to find just three small specimens! However, during the walk several members were pleased to see Adonis Blue and Small Blue butterflies, the former being a southern England specialty.

After lunch, we travelled five miles west to Garston Wood, an RSPB reserve of mixed woodland in Dorset, but this time adjacent to the Wiltshire county boundary. Here some splendid examples of *Platanthera chlorantha* and *Dactylorhiza fuchsii* were seen. In a previous year, one of our group had seen *Neottia nidus-avis* here so we spread out in search of it. Unfortunately it remained elusive this time round. Although only modest numbers of orchids were seen, the beautiful countryside coupled with ideal weather made for an enjoyable field trip.

**Dorset on 9<sup>th</sup> June led by Norman Heywood:** Norman led his second trip of the year, starting with a demonstration of his own efforts to develop a wildflower meadow near Shaftesbury. Then he took the group to Fontmell Down in northern Dorset. This is downland at its best, the well managed grassland a picture of flowers and butterflies. The *Platanthera chlorantha* were outstanding, but the stars were the plentiful and perfect *Ophrys apifera*.



*Ophrys apifera* at Fontmell Down (left) and HOS members at Glen Shee (right)  
Photos by David Hughes



**Noar Hill on 10<sup>th</sup> June led by Nigel Johnson:** A perfect long weekend in the peak orchid season was completed with a trip to Noar Hill in North Hampshire led by Nigel and Rosemary Webb. This network of disused chalk quarries is home to a fine covering of the more common orchids, and excellent *Gymnadenia conopsea*. It is most notable for the concentrated stands of *Herminium monorchis* of which the earlier specimens were in flower at the time of the visit. There were also *Orchis viridis* and *Ophrys insectifera* to be seen.

**Scotland on 21<sup>st</sup> June led by Brian Allan:** Brian kindly led a rather small group of members who had travelled from south of the border. It was a long way to go, but the variety of different orchids that Scotland has to offer made it well worth the effort, especially with Brian's expert guidance. The trip started at Woodside reserve near Forfar with a fine array of *Dactylorhiza maculata* and *D. purpurella* with their hybrids. There were also *Leucorchis albida*, *Gymnadenia borealis*, and *Platanthera bifolia*. The latter did not escape without their spurs being measured for the president! The group then moved to Little Ballow near Cooper Angus where *Dactylorhiza incarnata* subsp. *incarnata* joined the *D. purpurella* with appropriate hybrids. Then off to Blairgowrie golf course, where Brian confidently led us to *Corallorhiza trifida* growing with its roots deep in sodden sphagnum on the edge of the loch. Finally, late in the day there was the best sight yet: a drumlin on the hillside on the way to Glenshee. Here were stands of *Leucorchis* and splendid *Gymnadenia borealis* with the alpine form of *Dactylorhiza fuchsii*. This ended a long but memorable day.

**Cumbria on 13-14<sup>th</sup> July led by Alan Gendle:** The day dawned fine and clear, but not for long! We set off for Carlisle to view the inland version of Dune Helleborine (*Epipactis dunensis*), and found over 100 spikes in peak condition to the delight of the photographers. A drive south brought us to a site for the Bog orchid (*Hammarbya paludosa*). A single spike emerged through the watery sphagnum bog. The journey south east brought us to a relict area of the ancient Caledonian forest, which once dominated northern Britain. Paddling through the puddles on the saturated forest floor spikes of Creeping Ladies Tresses (*Goodyera repens*) were located at various points. As the soggy members dispersed to their various overnight venues, the rain stopped and a few glimmers of sunshine appeared.



HOS members in Cumbria  
Photo by Graham Giles

The original plan for Sunday was to visit Moorhouse NNR to see Lesser



Flowers on a shaded plant of  
*Epipactis phyllanthos*  
Photo by Alan Gendle

Twayblade (*Neottia ovata*), but the excessive recent rainfall would have made crossing the river Tees on foot dangerous so the trip as reorganized on safety grounds. Instead, we assembled in the car park at Sandscale Haws NT reserve. The morning offered better prospects, dry and bright as we made our way through the reserve passing Common Spotted Orchids (*Dactylorhiza fuchsii*) and Pyramidal orchids (*Anacamptis pyramidalis*). Our first stop was at the site of many fine specimens of Green Flowered Helleborine (*Epipactis phyllanthos*). Some of the plants were up to 35 cm tall, with the flowers fully open. The next stop was at the site of *Epipactis dunensis*, and again the plants were in excellent condition. A trip into one of the larger dune slacks brought us to a population of Marsh Helleborine (*Epipactis palustris*), which included some of the pale flowered variety *ochroleuca*. Retuning to the car park we observed how the habitat can

affect the size of the plant. *E. phyllanthos* out in the open were only 8 or 10 cm tall, on the shaded north facing sand hills they were up to 18 cm tall, and at our first location under willow trees they were up to 35 cm tall.

After lunch we relocated to an area of limestone pavements south east of Kendal. A walk up to the summit plateau was rewarded with the sight of *Epipactis x schmalhauseni*, a hybrid between Dark Red Helleborine (*Epipactis atrorubens*) and Broad Leaved Helleborine (*Epipactis helleborine*). Interestingly, we could not find any *Epipactis helleborine* in flower, as they were all still in bud deep in the grikes. We did encounter some interesting plants that appeared to be the product of a cross between *Epipactis x schmalhauseni* and its parent *E. atrorubens*.




*Epipactis x schmalhauseni* (right) and a likely cross between this hybrid and its parent *E. atrorubens* (left).

Photo by Alan Gendle



## Hardy Orchids





Pitcot Lane, Owslebury, Winchester, SO21 1LR  
Tel: 01962 777372 Fax: 01962 777664

E-mail: [orchids@hardyorchids.co.uk](mailto:orchids@hardyorchids.co.uk) Web: [www.hardyorchids.co.uk](http://www.hardyorchids.co.uk)

Our range includes flowering size and near flowering size hardy orchids: *Anacamptis*, *Bletilla*, *Cypripedium* species and hybrids from *Frosch*, *Dactylorhiza*, *Ophrys*, *Orchis*, *Epipactis*, *Gymnadenia*, *Himantoglossum*, and *Platanthera*.

Please send two first class stamps for our autumn 2007/spring 2008 catalogue. This includes plants and essential sundry items (including *Seramis*), books and growing tips.

Nursery is open only by appointment, although we hold open weekends through the year. Contact us or watch our website for all current availabilities, next open weekend or list of shows we will be attending.



## WESTONBIRT PLANTS

We offer a wide range of bulbs and woodland plants, many unavailable elsewhere and all with free postage and packing worldwide

### Bulbs and Woodland Plants

*Anemonella*, *Arisaema*, *Colchicum*, *Corydalis*, *Erythronium*, *Fritillaria*, *Iris* (*Juno* & *Oncocyclus*), *Lilium*, *Nomocharis*, *Paeonia*, *Roscoea* and *Trillium*

### Orchids

*Calanthe*, *Cypripedium* species and hybrids, *Dactylorhiza* and *Epipactis*

Email or send 3 first class stamps, 3 Euro or 3\$ for our Winter/Spring and Autumn catalogues

### Westonbirt Plants

9 Westonbirt Close, Worcester, WR5 3RX, England  
email: office@ [westonbirtplants.co.uk](http://westonbirtplants.co.uk)

## HERITAGE ORCHIDS

4 Hazel Close, Marlow, Bucks., SL7 3PW  
Tel.: 01628 486640 email: [mtalbot@onetel.com](mailto:mtalbot@onetel.com)




Would you like to grow **Pleiones** like these? Then look no further. I have a fine assortment of Pleiones, both species and hybrids. Among them the beautiful **Pleione Tongariro** (left), which wins awards every year. I also have a selection of Hardy Orchids, all legally propagated from seed.

My comprehensive catalogue is available now. It contains a plant list, descriptions and detailed growing instructions.

Please send three 2nd class stamps for the catalogue or visit my website at:  
[www.heritageorchids.co.uk](http://www.heritageorchids.co.uk)

## Laneside Alpine & Hardy Orchid Nursery

One of the largest selections of hardy orchids available in the country including many flowering or near flowering sized Anacamptis, Bletilla, Calanthe, Cypripedium, Dactylorhiza, Epipactis, Orchis, Ophrys and others.



The Cypripediums include many of the world renowned Frosch hybrids



I am the sole UK supplier of species from Svante Malmgren

I stock a wide range of rare and unusual alpiners for rockeries, troughs and tufa. Also available: tufa, Shap granite and Seramis

Mail order from July until end of March. Visit [www.lanesidealpines.com](http://www.lanesidealpines.com) for current plant lists and show information. I will be attending numerous venues around the country in 2007 including the new Peterborough Show.

Nursery: Bells Bridge Lane (off B5272 Cockerham Road), Garstang, Lancs. (open Thurs. to Sundays until 23<sup>rd</sup> September - by appointment after this date) Office: Jeff Hutchings, 74 Croston Road, Garstang, Preston PR3 1HR 01995 605537 mob 07946659661 or e-mail [JcrHutch@aol.com](mailto:JcrHutch@aol.com)