

Life Is On


Schneider
Electric



 Price List

Final Distribution, Wiring Devices and Lighting Control Products

With effect from January 30th, 2023



se.com/in

Acti 9 Distribution System

- > Miniature Circuit Breakers (MCBs).....8
- > Residual Current Devices.....12
- > Auxiliaries and Accessories for MCBs / RCDs14
- > Surge Protection Devices.....16
- > Control and Command Products.....18
- > ComReady Control and Command Products.....20
- > Isobar Distribution System21
- > Acti 9 Isobar Pan Assembly23
- > Acti 9 Distribution Boards.....24
- > Modular Distribution Boards - Metallic28

Kaedra Enclosures

- > Weather Proof34

Pratika

- > Plugs and Sockets - IP44 / IP6736

Electra

- > Metal Clad Plugs & Sockets40

56 Series

- > Plugs and Sockets - IP56 / IP6641

Wiring Devices

- > LIVIA - Switch to the extra-ordinary.....46
- > Clipsal X - As Stylish As Your World47
- > Opale - Switches with Satin Finish51
- > Unica Pure - Irresistibly Beautiful53
- > ZENcelo India - The Revolutionary Full-Flat Switch.....63
- > AvatarOn - It's also a Switch.....67
- > Kavacha - Weather Protected Series.....74
- > Metal Boxes.....75
- > Wiser.....76
- > Surface and Flush Mount Occupancy Sensors.....77
- > Dimmable Sensors with Light Regulation.....77
- > Wall Mount Sensors.....78
- > Hotel - ELV Dual Motion Sensor78
- > Timers & Time Switches79

Acti 9 | Advanced Communication Technology that Inspires

> Protection devices

- Miniature circuit breakers
- Residual current circuit breakers
- Vigi™ residual current devices
- Surge Protection Devices

> Protection monitoring and supervision

- Indication and tripping auxiliaries
- Remote control auxiliaries
- Automatic reclosure auxiliaries



Innovative
Protection monitoring Total control and
Metering @ DB level



Efficient
Manage loads, reduce operating and project
costs, and accurately plan maintenance

> Control and monitoring

- Contactors
- Impulse relays
- Integrated control circuit breakers
- Light indicators
- Push-buttons and selector switches
- Kilowatt hour meters
- Communicating architecture

> Installation system

- IP20B terminals
- Splitter blocks
- Full range of mounting and wiring accessories



Reliable

Dual certifications for one product, 100 percent MCB and RCD coordination, easy ordering and design, error free fast connections

Acti 9 | Advanced Communication Technology that Inspires.....

> Innovative

- Centralized control system including energy metering
- Large and variable data reading and computing through universal Modbus protocol

> Efficient

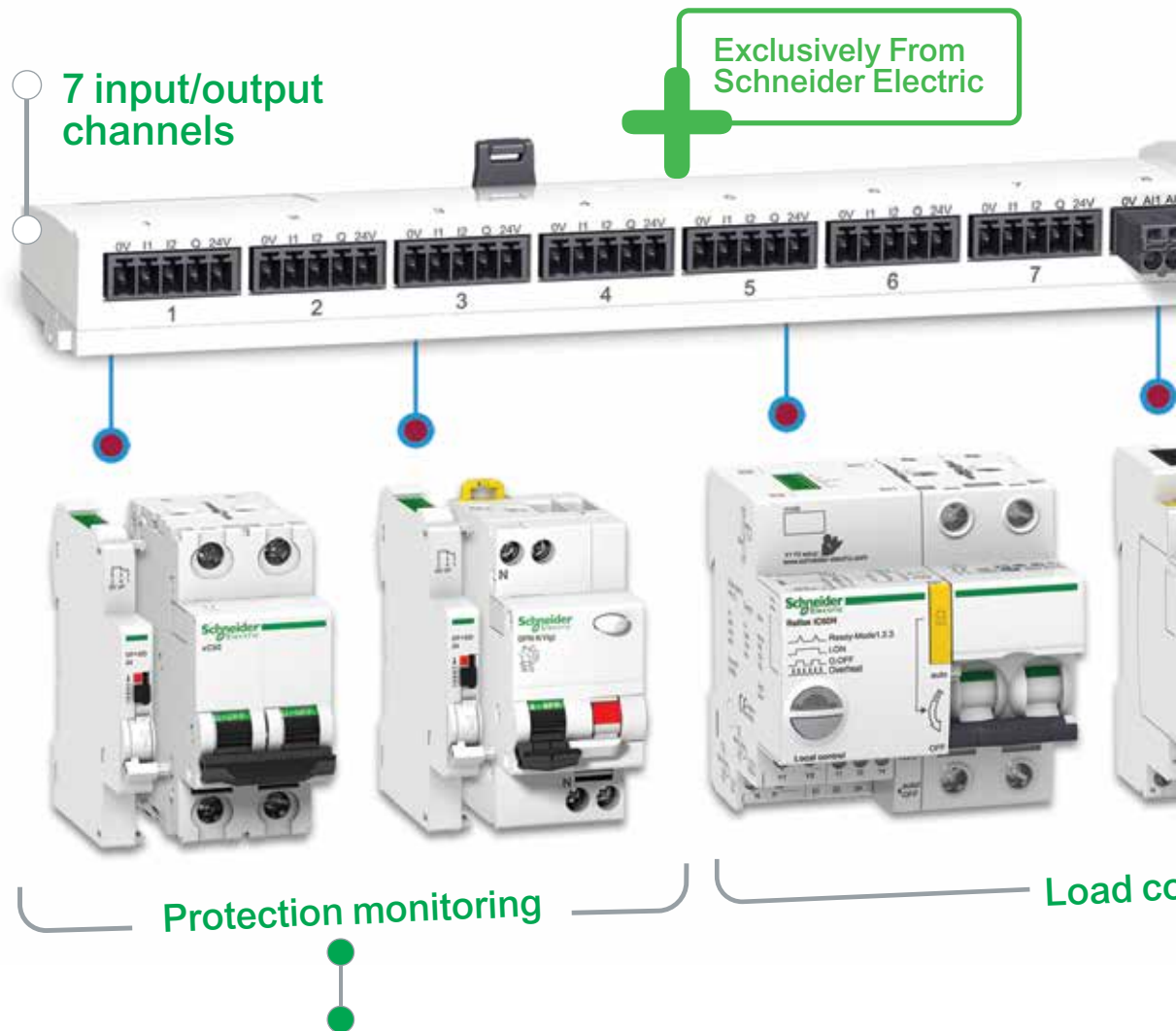
- One-click, prefabricated wiring for comprehensive communication between your distribution board or panel and any facility management system

> Reliable

- Error proof connection leading to reduction in downtime
- EMC tested for immunity, radiated and conducted safety

NEW

Email Notification upon Event (Devices Status Change, Alarm threshold reached etc.)



- > Status Monitoring - ON / OFF / TRIP
- > Trip Alarm Indication
- > Load Monitoring - No. of tripping cycles, Running Hours

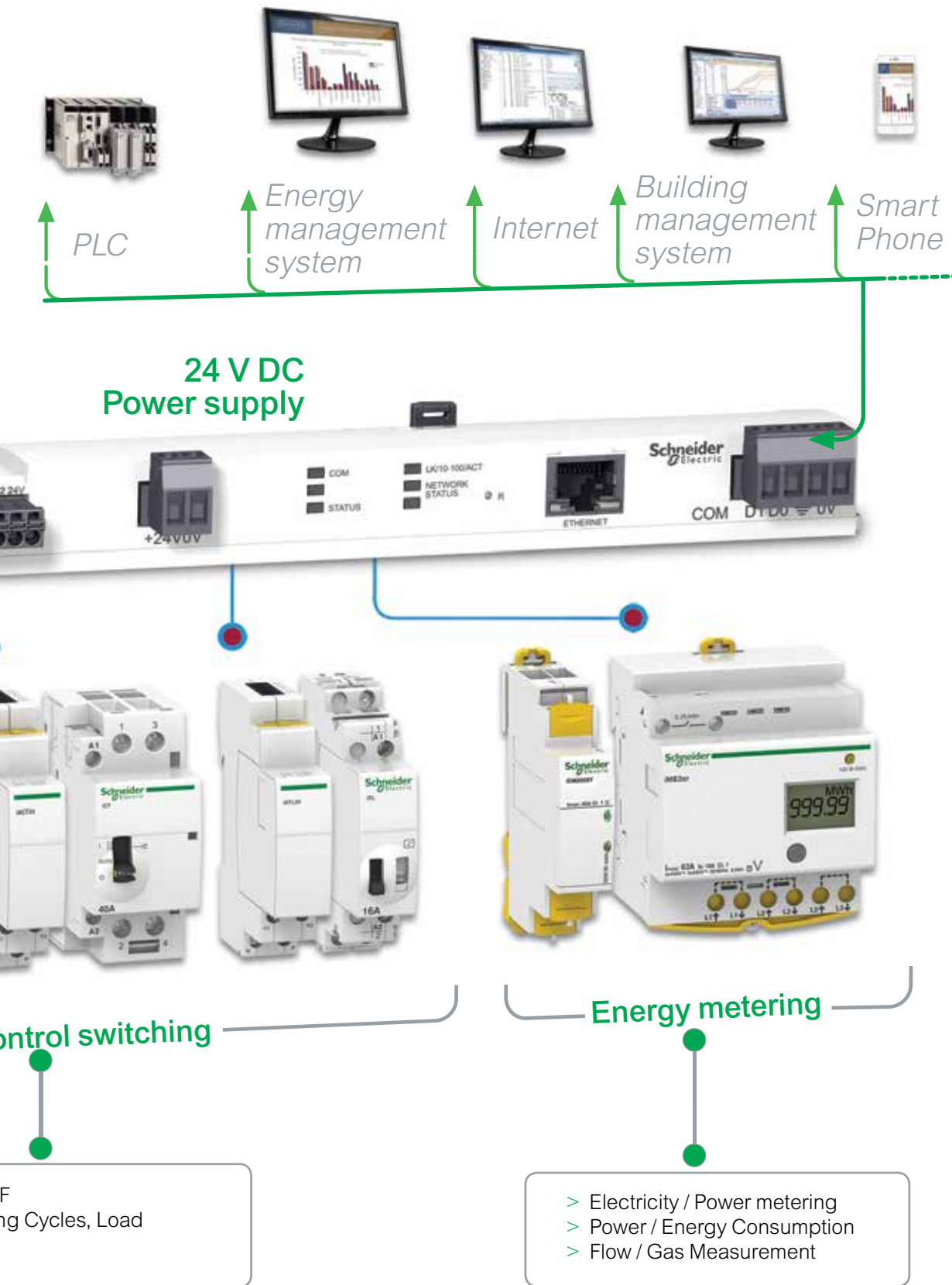
- > Switching Action - ON / OFF
- > Monitoring - No. of Switching cycles, running hours



Meets the challenge of all your applications

Detailed load control, reduced downtime and accurately planned maintenance

Ready to connect to any facility management solution



Green Premium Products

100% Recyclable and Recoverable
REACH, RoHS, PEP, EOL compliant

AC Miniature Circuit Breakers - xC60



Green Premium

- Breaking Capacity as per IEC 60898 and IS/IEC 60898-1, Icn = 10kA
- Breaking Capacity as per IEC 60947-2, Icn = 15kA, upto 40A
- Can be used for DC application upto 60V per pole
- Higher system performance with optimized cost: Cascading*
- Increased System Continuity: Discrimination*
- Higher Installation Life: Energy Limitation Class 3, Fast Closure Mechanism
- Ease, Speed and Flexibility of installation - Biconnect, Line-Load Reversible
- Field-fittable auxiliaries for advance protection and monitoring
- Positive Contact Indication for assurance of disconnection

[In] Rated Current (A)	1 Pole Reference	Unit MRP [₹]	2 Pole Reference	Unit MRP [₹]	3 Pole Reference	Unit MRP [₹]	4 Pole Reference	Unit MRP [₹]
Module Width**	1 mod		2 mod		3 mod		4 mod	
MOQ	12 Nos.		6 Nos.		4 Nos.		3 Nos.	

B curve

6	A9N1P06B ✓	442	A9N2P06B ✓	1312	A9N3P06B ✓	2177	A9N4P06B	2933
10	A9N1P10B ✓	442	A9N2P10B ✓	1312	A9N3P10B ✓	2177	A9N4P10B ✓	3094
16	A9N1P16B ✓	442	A9N2P16B ✓	1312	A9N3P16B ✓	2177	A9N4P16B ✓	2933
20	A9N1P20B ✓	442	A9N2P20B ✓	1312	A9N3P20B ✓	2177	A9N4P20B ✓	2933
25	A9N1P25B ✓	442	A9N2P25B ✓	1312	A9N3P25B ✓	2177	A9N4P25B ✓	2933
32	A9N1P32B ✓	442	A9N2P32B ✓	1312	A9N3P32B ✓	2177	A9N4P32B ✓	2933
40	A9N1P40B ✓	960	A9N2P40B ✓	2112	A9N3P40B ✓	3316	A9N4P40B ✓	4223
50	A9N1P50B	960	A9N2P50B	2112	A9N3P50B	3316	A9N4P50B	4280
63	A9N1P63B ✓	973	A9N2P63B ✓	2170	A9N3P63B ✓	3344	A9N4P63B ✓	4261

C curve

1	A9N1P01C ✓	678	A9N2P01C ✓	1817	A9N3P01C ✓	2867	A9N4P01C ✓	3609
2	A9N1P02C ✓	678	A9N2P02C ✓	1817	A9N3P02C ✓	2867	A9N4P02C ✓	3609
3	A9N1P03C ✓	678	A9N2P03C ✓	1817	A9N3P03C ✓	2867	A9N4P03C ✓	3609
4	A9N1P04C ✓	678	A9N2P04C ✓	1817	A9N3P04C ✓	2867	A9N4P04C ✓	3609
6	A9N1P06C ✓	409	A9N2P06C ✓	1312	A9N3P06C ✓	2177	A9N4P06C ✓	2933
10	A9N1P10C ✓	409	A9N2P10C ✓	1312	A9N3P10C ✓	2177	A9N4P10C ✓	2933
16	A9N1P16C ✓	409	A9N2P16C ✓	1312	A9N3P16C ✓	2177	A9N4P16C ✓	2933
20	A9N1P20C ✓	409	A9N2P20C ✓	1312	A9N3P20C ✓	2177	A9N4P20C ✓	2933
25	A9N1P25C ✓	409	A9N2P25C ✓	1312	A9N3P25C ✓	2177	A9N4P25C ✓	2933
32	A9N1P32C ✓	409	A9N2P32C ✓	1312	A9N3P32C ✓	2177	A9N4P32C ✓	2933
40	A9N1P40C ✓	960	A9N2P40C ✓	2112	A9N3P40C ✓	3316	A9N4P40C ✓	4138
50	A9N1P50C	960	A9N2P50C	2112	A9N3P50C	3316	A9N4P50C	4261
63	A9N1P63C ✓	973	A9N2P63C ✓	2131	A9N3P63C ✓	3425	A9N4P63C ✓	4439

D curve

1	A9N1P01D ✓	685	A9N2P01D	1836	A9N3P01D ✓	2912	----	----
2	A9N1P02D ✓	685	A9N2P02D ✓	1836	A9N3P02D ✓	2912	A9N4P02D	3781
3	A9N1P03D ✓	685	A9N2P03D ✓	1836	A9N3P03D ✓	2912	A9N4P03D	3808
4	A9N1P04D ✓	685	A9N2P04D ✓	1836	A9N3P04D ✓	2912	A9N4P04D	3884
6	A9N1P06D ✓	577	A9N2P06D ✓	1376	A9N3P06D ✓	2293	A9N4P06D ✓	3042
10	A9N1P10D ✓	577	A9N2P10D ✓	1376	A9N3P10D ✓	2293	A9N4P10D ✓	3042
16	A9N1P16D ✓	577	A9N2P16D ✓	1376	A9N3P16D ✓	2293	A9N4P16D ✓	3042
20	A9N1P20D ✓	577	A9N2P20D ✓	1376	A9N3P20D ✓	2293	A9N4P20D ✓	3042
25	A9N1P25D ✓	577	A9N2P25D ✓	1376	A9N3P25D ✓	2293	A9N4P25D ✓	3042
32	A9N1P32D ✓	577	A9N2P32D ✓	1376	A9N3P32D ✓	2293	A9N4P32D ✓	3042
40	A9N1P40D ✓	1036	A9N2P40D ✓	2232	A9N3P40D ✓	3512	A9N4P40D ✓	4405
50	A9N1P50D	1099	A9N2P50D	2232	A9N3P50D	3512	A9N4P50D	4405
63	A9N1P63D	1049	A9N2P63D ✓	2259	A9N3P63D ✓	3544	A9N4P63D ✓	4450

Note: * Please contact nearest Schneider Electric Sales Office or Customer Care Center for coordination chart

**18mm/module

Please contact Customer Care Center for Stockable and Non stockable status of references.

✓ NORMAL STOCK ITEMS

W.E.F. January 30th, 2023

AC Miniature Circuit Breakers - C120



- Breaking capacity as per IEC 60898, Icn = 10kA/15kA
- Positive Contact Indication for assurance of disconnection
- Degree of pollution: 3 (suitable for industrial environment)
- Operating Temperature: -30 to 70°C
- Terminal connections: Flexible cables up to 35 sq.mm; Rigid cables up to 50 sq.mm

[In] Rated Current (A)	1 Pole Reference	Unit MRP [₹]	2 Pole Reference	Unit MRP [₹]	3 Pole Reference	Unit MRP [₹]	4 Pole Reference	Unit MRP [₹]
Module Width**	1.5 mod		3 mod		4.5 mod		6 mod	
MOQ	12 Nos.		6 Nos.		4 Nos.		3 Nos.	
C120N (10kA)								
80	A9N18357 ✓	3607	A9N18361 ✓	7993	A9N18365 ✓	12556	A9N18372 ✓	16363
100	A9N18358 ✓	4046	A9N18362 ✓	8526	A9N18367 ✓	13382	A9N18374 ✓	17049
125	A9N18359 ✓	4452	A9N18363 ✓	9371	A9N18369 ✓	14843	A9N18376 ✓	19295
C120H (15kA)								
80	A9N18446	4359	A9N18457	9619	A9N18468	14756	A9N18479	20474
100	A9N18447	4997	A9N18458	10058	A9N18469	16076	A9N18480	22700
125	A9N18448	5254	A9N18459	11411	A9N18470	17349	A9N18481	23980

DC Miniature Circuit Breakers - C60H



- Specially designed MCB for enhanced protection in DC installation
- Magnetic Arc Chutes to quick break DC current in event of fault
- Breaking capacity 6kA as per IEC 60947-2
- Voltage Rating: 1P - 250 V DC & 2P - 500 V DC
- Impulse Voltage: 6 kV
- Higher Installation Life: Energy Limiting Class: 3

[In] Rated Current (A)	Module Width 18mm/ module	1 Pole Reference	Unit MRP [₹]	Module Width 18mm/ module	2 Pole Reference	Unit MRP [₹]
MOQ		12 Nos.			6 Nos.	
C60H-DC						
0.5	1	A9N61500	1699	2	A9N61520	3730
1	1	A9N61501 ✓	1239	2	A9N61521 ✓	2557
2	1	A9N61502 ✓	1239	2	A9N61522 ✓	2557
3	1	A9N61503 ✓	1239	2	A9N61523 ✓	2557
4	1	A9N61504 ✓	1239	2	A9N61524 ✓	2557
5	1	A9N61505	1239	2	A9N61525	2557
6	1	A9N61506 ✓	1018	2	A9N61526 ✓	2081
10	1	A9N61508 ✓	1018	2	A9N61528 ✓	2081
16	1	A9N61511 ✓	1018	2	A9N61531 ✓	2081
20	1	A9N61512 ✓	1018	2	A9N61532 ✓	2081
25	1	A9N61513 ✓	1018	2	A9N61533 ✓	2081
32	1	A9N61515 ✓	1172	2	A9N61535 ✓	2081
40	1	A9N61517 ✓	1395	2	A9N61537 ✓	3069
50	1	A9N61518 ✓	1395	2	A9N61538 ✓	3069
63	1	A9N61519 ✓	1395	2	A9N61539 ✓	3069

Special application MCBs



Solar Application – PV DC

- DC MCB for multi string PV installations
- Operating Voltage: 800V DC
- Current Rating up to 25A
- Complies to IEC / EN 60947-2



Rail Application* (including Rolling Stock)

- Fire & smoke Resistant – Level 2 (NF F 16-101, NF F 16-102)
- Shock & vibration resistant (IEC 61373) – Cat 1, Class B
- Breaking Capacity: up to 25kA
- Complies to IEC / EN 60947-2



UL MCB

- Type: UL1077, UL489
- Breaking Capacity of 10kA
- Complies to IEC 60947-2 / UL1077 / UL489 / CSA

Note:

Please contact nearest Schneider Electric sales office or Customer Care for Reference and prices of Application Specific MCBs

*Rail Application RCDs are also available on demand

**18mm/module

Please contact Customer Care Center for Stockable and Non stockable status of references.

✓ NORMAL STOCK ITEMS

W.E.F. January 30th, 2023

AC Miniature Circuit Breakers - NG125



- Compliance to IEC / EN 60947-2
- High Breaking Capacity MCBs – up to 50kA
- Current Rating up to 125A
- Trip on fault indication on front face of MCB
- Suitability for isolation in the industrial sector to IEC/EN 60947-2
- Available in B, C, D Curves

[In] Rated Current (A)	1 Pole Reference	Unit MRP [₹]	2 Pole Reference	Unit MRP [₹]	3 Pole Reference	Unit MRP [₹]	4 Pole Reference	Unit MRP [₹]
Module Width**	1.5 mod		3 mod		4.5 mod		6 mod	

NG125N – 25kA Breaking Capacity

10	18610	5556	18621	12779	18632	18540	18649	24620
16	18611	5291	18622	9856	18633	18459	18650	22428
20	18612	5298	18623	11874	18634	18540	18651	22422
25	18613	5291	18624	11641	18635	17663	18652	22428
32	18614	5291	18625	11945	18636	18546	18653	24613
40	18615	6823	18626	14423	18637	24262	18654	31918
50	18616	8513	18627	14988	18638	23094	18655	30831
63	18617	6823	18628	15693	18639	27264	18656	33701
80	18618	7196	18629	17631	18640	28661	18658	33933

NG125H – 36kA Breaking Capacity

10	18705	7993	18714	10356	18723	16204	18732	28098
16	18706	6714	18715	10563	18724	16204	18733	28098
20	18707	7985	18716	20712	18725	22146	18734	28098
25	18708	6223	18717	13664	18726	21083	18735	28105
32	18709	6223	18718	13664	18727	23151	18736	28098
40	18710	7621	18719	15793	18728	23576	18737	34148
50	18711	7768	18720	17077	18729	27574	18738	35073
63	18712	7981	18721	18335	18730	24152	18739	38500
80	18713	8780	18722	23941	18731	31246	18740	40604

NG125H – 50kA Breaking Capacity

10	18777	8113	18788	17805	18799	28050	18810	35591
16	18778	7760	18789	16957	18800	28050	18811	35591
20	18779	7760	18790	18282	18801	28050	18812	35591
25	18780	7760	18791	18275	18802	26707	18813	35591
32	18781	7760	18792	18275	18803	29317	18814	37209
40	18782	9418	18793	21749	18804	35051	18815	44174
50	18783	13226	18794	22847	18805	37532	18816	45666
63	18784	9889	18795	25667	18806	38280	18817	51095
80	18785	14569	18796	26860	18807	41608	18818	50269

**18mm/module

Note: Reference provided above are for C Curve MCBs – B and D Curve details available on request

Residual Current Devices (RCDs) - For Human and Fire Protection



**30
mA**

Use of **30mA RCDs** is now **mandatory** for all **domestic intallations** in India {CEA Amendment regulation 2015*}



Schneider Electric provides voltage independent RCDs which work on current sensing technology and provide protection from residual current even at extra low voltages (down to zero volts) and in case of break of neutral.

**SI
Type**

Schneider Electric offers SI RCD built to operate in electrically polluted or installation in aggressive environments:

- Flourescent / Variable lighting with Electronic ballast
- Powerful IT / Telecom equipment / Air conditioning
- Severe Atmosphere - High lighting risk / Swimming pools

* for Measures relating to Safety and Electric supply

Please contact Customer Care Center for Stockable and Non stockable status of references.

NORMAL STOCK ITEMS

W.E.F. January 30th, 2023

AC Residual Current Circuit Breakers - xID



Suitable for
ComReady
Auxiliary



- Complies to standards IEC/EN 61008-1 and IS 12640
- AC Class protection
- Selective range available for time based discrimination
- Easy Monitoring: Earth fault indication and Test Button on front face
- Operating temperature up to +70°C
- Mandatory to use OF-S auxiliary to add any indication or tripping auxiliary

[In] Rated Current (A)	Earth-Leakage Sensitivity (mA)	Module Width 18mm/module	2 Pole Reference	Unit MRP [₹]	Module Width 18mm/module	4 Pole Reference	Unit MRP [₹]
25	30	2	A9N16201	4560	4	A9N16251	6401
	100	2	A9N16203	5061	4	A9N16253	6802
	300	2	A9N16202	5215	4	A9N16252	7002
40	30	2	A9N16204	5367	4	A9N16254	6301
	100	2	A9N16205	5787	4	A9N16255	6840
	300	2	A9N16206	6069	4	A9N16256	7104
63	30	2	A9N16208	6463	4	A9N16258	7296
	100	2	A9N16209	6951	4	A9N16259	8081
	300	2	A9N16210	7091	4	A9N16260	8119
80	30	2	A9N16212	10866	4	A9N16261	12870
	100	2	A9N16213	11047	4	A9N16262	13077
	300	2	A9N16214	11253	4	A9N16263	13148

AC Residual Current Circuit Breakers (RCCBs) - ID



- Complies to standards IEC 61008-1 and VDE 0664
- AC Class protection
- Degree of pollution: 3 (suitable for industrial environment)
- Electrical ON/OFF indication by using OFSP auxiliary

Poles Description	[In] Rated Current (A)	Earth-Leakage Sensitivity (mA)	Module Width 18mm/module	Reference	Unit MRP [₹]
4P	100	30	4	**A9R11491	----
		100	4	**A9R12491	----
	125	30	4	16905	52673
		100	4	16906	51285
		300	4	16907	51524

Note: **For 100A RCCB Auxiliary kindly contact Customer Care

AC Residual Current Breaker Overload (RCBO) - DPN N Vigi



Suitable for
ComReady
Auxiliary



- Complies to standards IEC/EN 61009
- AC Class Protection; Tripping characteristics - C curve
- Overvoltage category (IEC 60364): IV
- Suitable for indication & tripping auxiliaries

Poles Description	[In] Rated Current (A)	Earth-Leakage Sensitivity (mA)	Module Width 18mm/module	Reference	Unit MRP [₹]
1P+N	6	30	2	A9N19661	7242
		300	2	A9N19681	7355
	10	30	2	A9N19663	7242
		300	2	A9N19683	7355
	16	30	2	A9N19665	7242
		300	2	A9N19685	7355
	20	30	2	A9N19666	7242
		300	2	A9N19686	7355
	25	30	2	A9N19667	7242
		300	2	A9N19687	7355
	32	30	2	A9N19668	7242
		300	2	A9N19688	7722
	40	30	2	A9N19669	9162
		300	2	A9N19689	9322

Note: Application specific RCDs also available with 10mA, 500mA and 1000mA sensitivities | Please contact nearest Schneider Electric Sales Office or Customer Care Center for Reference and Prices

Please contact Customer Care Center for Stockable and Non stockable status of references.

NORMAL STOCK ITEMS

W.E.F. January 30th, 2023

SI Type Residual Current Circuit Breakers (RCCBs) - xID SI



- Complies to standard IEC/EN 61008-1
- SI RCDs offer enhanced immunity against Electrical Disturbances; Polluted and Corrosive environments - Guaranteed performance in harsh operating conditions
- Ensures continuity of supply in networks with:
 - Transient overvoltages
 - Loads generating HF leakage current i.e. harmonics
 - Loads generating continuous leakage current
- Ensures tripping on genuine earth fault in networks with:
 - Pulsating DC components
 - HF applications which "Blinds" (non-tripping) the conventional RCDs

[In] Rated Current (A)	Earth-Leakage Sensitivity (mA)	Module Width 18mm/module	2 Pole Reference	Unit MRP [₹]	Module Width 18mm/module	4 Pole Reference	Unit MRP [₹]
25	30	2	A9N16234	10609	4	A9N16321	11823
40	30	2	A9N16237	11143	4	A9N16324	12196
63	30	2	A9N16240	11463	4	A9N16327	12523
	300	2	A9N16246	11549	4	A9N16334	13028

Vigi Block for xC60 (Add-on RCD Module, 2 & 4 Pole)



Suitable for
ComReady Auxiliary

- Flexibility to use MCB of any tripping curve to suit applications, ensuring best 3 in 1 protection
- No auxiliary supply required
- AC Class protection
- Degree of pollution: 3 (suitable for industrial environment)
- Immune to nuisance tripping due to transient over voltages

[In] Rated Current (A)	Earth-Leakage Sensitivity (mA)	Module Width 18mm/module	2 Pole Reference	Unit MRP [₹]	Module Width 18mm/module	4 Pole Reference	Unit MRP [₹]
25	30	1.5	A9N26581	7503	3	A9N26595	9009
	100	1.5	A9N26582	9543	3	A9N26596	9716
	300	1.5	A9N26583	10090	3	A9N26597	10456
63	30	2	A9N26611	10490	3.5	A9N26643	10530
	100	2	A9N26612	11109	3.5	A9N26644	10936
	300	2	A9N26613	11636	3.5	A9N26645	11442

Note: Vigi Block for High Rating up to 125A (C120) and High Breaking Capacity (NG125) available on demand

SI Type Residual Current Breaker Overload (RCBO) - DPN N Vigi SI



Suitable for
ComReady Auxiliary



- Complies to standard IEC/EN 61009
- Ensures continuity of supply in networks with:
 - Transient overvoltages
 - Loads generating HF leakage current i.e. harmonics
 - Loads generating continuous leakage current
- Ensures tripping on genuine earth fault in networks with :
 - Pulsating DC components
 - HF applications which "Blinds" (non-tripping) the conventional RCDs

Poles Description	[In] Rated Current (A)	Earth-Leakage Sensitivity (mA)	Module Width 18mm/module	Reference	Unit MRP [₹]
1P+N	6	30	2	A9N19631	14417
		300	2	A9N19641	13997
	10	30	2	A9N19632	14417
		300	2	A9N19642	13989
	16	30	2	A9N19634	14417
		300	2	A9N19644	14417
	20	30	2	A9N19635	13997
		300	2	A9N19645	13997
	25	30	2	A9N19636	14417
		300	2	A9N19646	13997
	32	30	2	A9N19637	14417
		300	2	A9N19647	17158
	40	30	2	A9N19638	17070
		300	2	A9N19648	18996

*For Prices, please contact nearest Schneider Electric Sales Office or Customer Care Center are Center for Reference and Prices

*For prices, Please contact nearest Schneider Electric Sales Office or Customer Care Center and prices.


Please contact Customer Care Center for Stockable and Non stockable status of references.

NORMAL STOCK ITEMS

W.E.F. January 30th, 2023

Common Auxiliaries for xC60 / C120 / RCDs Range

- Field-fittable auxiliaries (clip fitted) mounted on left side with maximum width of 54mm
- Order: Tripping Auxiliaries (MN first) followed by Indication Auxiliaries (SD first)



Type	Module Width 18mm/module	Reference	Unit MRP [₹]
Indication Auxiliaries			
OF Auxiliary Switch: for ON/OFF indications	0.5	A9N26924	1413
SD Alarm Switch: for Trip on fault indications	0.5	A9N26927	1660
OF + SD/OF Auxiliary switch	0.5	A9N26929	4407
OF+SD24 auxiliary contact (ComReady)	0.5	A9N26899	3694
Protection Auxiliaries – Trip Indication on front face			
MN Under-voltage Release 220-240V AC	1	A9N26960	5935
MSU Over-voltage Release 275V AC	1	A9N26500	7029
Tripping Auxiliaries – Trip Indication on front face			
MX + OF Shunt Release 110-415V AC: for Remote tripping of Circuit Breaker	1	A9N26946	3861
MX + OF Shunt Release 12-24V AC/DC: for Remote tripping of Circuit Breaker	1	A9N26948	3861
Auxiliary Switch for RCCBs – Mandatory for use of Auxiliaries with RCCBs			
Auxiliary switch for RCCB up to 80A (OF-S)	0.5	A9N26923	3664
Auxiliary switch for RCCBs 125A (OFSP)	0.5	16940	2785

Accessories



Type	Description	Reference	Unit MRP [₹]
Rotary Handle*	Breaker Switching Sub-Assembly	27046	6394
	Extended, Disconnectable handle	27047	3229
Padlock** (bag of 2)		26970	1256
Multicable terminal for 3 copper cables**		19096	10393
Aluminum cable terminal**		27060	752
Spacer		A9N27062	317

* for xC60, C120, DPN N Vigi, C60H-DC, xSW - Multi poles only

**for xC60, xID, DPN N Vigi, C60H-DC, xSW, C60PV-DC

Note: For all above Reference MOQ = 1

Please contact Customer Care Center for Stockable and Non stockable status of references.

NORMAL STOCK ITEMS

W.E.F. January 30th, 2023

Protection Against Lightning Strikes And Switching Surges



For all low voltage switchboards and electrical enclosures:

Comprehensive range

- To ensure the protection of equipment connected to:
- Low voltage networks,
- Telecommunications networks,
- Computer networks.
- Easy to implement and use.
- Compatibility with all earthing systems (TT, TNS, TNC, IT).
- Technical and aesthetic consistency

Continuity of service and certified safety

Schneider Electric certified coordination between the surge arrester and its disconnection circuit breaker.

Compliance with standards: IEC/EN 61643-11.



More and more electrical equipment today is sensitive to overvoltages caused by lightning.



90%

of power outlets supply equipment incorporating electronic devices.



iQuick PRD “built-in” technology surge arresters, a Schneider Electric innovation, incorporate their own disconnection circuit breaker: easy to choose and simple to install for greater effectiveness.



Up to **30%** of installation time saved.

Please contact Customer Care Center for Stockable and Non stockable status of references.

NORMAL STOCK ITEMS

W.E.F. January 30th, 2023

Surge Arresters - Type 1+ 2



- Complies to IEC 61643-1 and EN 61643-11
- Withdraw able type: Easy Replacement
- Inbuilt SPD health Indicator: Also available with remote signaling
- For protection against Direct lightning surge, Indirect lightning surge, Switching surge
- Iimp up to 25kA & Imax upto 40kA
- **Always use a Back-up MCB with your SPD**
- Maximum Operating Voltage [Uc]: 350V

Type	Pole Description	Module Width 18mm/module	Reference	Unit MRP [₹]
PRD1 25r	1P	2	16329	23208
	1P + N	4	16330	41658
	3P	6	16331	62471
	3P + N	8	16332	77618

Surge Arresters iPRD- Type 2 (Withdrawable type) (TT, TN-S, TN-C Systems)



- In conformance with standards IEC 61643-11/2011 T2 and EN 61643-11 Type 2
- For protection against Indirect lightning surge and Switching surge
- Inbuilt health Indicator
- Response time < 25ns
- Imax (8/20 s): 65/40/15/8kA
- Maximum Operating Voltage [Uc]: 340V
- Level of protection,Up: 1.0 - 2.0 kV
- Remote indication contact with 8r/20r/40r/65r
- **Always use a Back-up MCB with your SPD**

Type	Rated Voltage (V)	Pole Description	Module Width 18mm/module	Reference	Unit MRP [₹]
iPRD8	230	1P	1	A9L08100	5574
	230	1P+N	2	A9L08500	10631
	230/400	3P	3	A9L08300	14349
	230/400	3P+N	4	A9L08600	21659
iPRD8r	230	1P+N	2	A9L08501	12745
	230/400	3P+N	4	A9L08601	25991
iPRD20	230	1P	1	A9L20100	6372
	230	1P+N	2	A9L20500	13365
	230/400	3P	3	A9L20300	17108
iPRD20r	230/400	3P+N	4	A9L20600	24187
	230	1P+N	2	A9L20501	15582
	230/400	3P+N	4	A9L20601	29575
iPRD40	230	1P	1	A9L40100	7534
	230	1P+N	2	A9L40500	15392
	230/400	3P	3	A9L40300	22094
iPRD40r	230/400	3P+N	4	A9L40600	30809
	230	1P	1	A9L40101	8857
	230	1P+N	2	A9L40501	19843
iPRD65r	230/400	3P	3	A9L40301	29733
	230/400	3P+N	4	A9L40601	36977
	230	1P	1	A9L65101	11841
iPRD65r	230	1P+N	2	A9L65501	25290
	230/400	3P	3	A9L65301	33002
	230/400	3P+N	4	A9L65601	42822

Spare Cartridges for iPRD



- Spare Cartridges for iPRD8r, iPRD20r, iPRD40r and iPRD65r
- End of life indication available on front face
- These Cartridges are not compatible with Old SPD range (A9L16...)**

Type	Spare Cartridges for	Reference	Unit MRP [₹]
iPRD 65-350	iPRD65r	A9L65102	7561
iPRD 40-350	iPRD40, iPRD40r	A9L40102	5817
iPRD 20-350	iPRD20, iPRD20r	A9L20102	4662
iPRD 8-350	iPRD8, iPRD8r	A9L08102	4081
iPRD Neutral	All products (1P+N, 3P+N)	A9L00002	6121

**Spare Cartridges for Old SPD Range (A9L16...) are available on demand - please contact nearest Schneider Electric Sales Office or Customer Care for Reference and prices

Note: Note: For all above Reference MOQ = 1

Please contact Customer Care Center for Stockable and Non stockable status of references.

NORMAL STOCK ITEMS

W.E.F. January 30th, 2023

iQuick PRD - Type 2 with inbuilt MCB



- Compact SPD with in-built back up MCB - saving on space, MCB selection, wiring time
- Compliance to EN 61643-11
- Withdrawable Type - Cost Efficient - Allows damaged Cartridges to be replaced without having to replace entire SPD
- Inbuilt SPD Health Indicator on front face of device; Remote signaling functionality also available
- Incoming Protection: iQuick PRD 40r (High Risk level) and iQuick PRD 20r (Moderate Risk level)
- Secondary Protection: iQuick PRD 8r is cascade mounted with incoming surge arresters

Type	Pole Description	Module Width 18mm/module	Reference	Unit MRP [₹]
iQuick PRD 8r	1P+N	4	A9L16298	16330
	3P	6.5	A9L16299	23322
	3P+N	7.5	A9L16300	29020
iQuick PRD 20r	1P+N	4	A9L16295	18670
	3P	6.5	A9L16296	27997
	3P+N	7.5	A9L16297	34825
Quick PRD 40r	1P+N	4	A9L16292	22240
	3P	6.5	A9L16293	33319
	3P+N	7.5	A9L16294	41408

Note: Spare / Replacement Cartridges available - For Reference and prices contact nearest sales office or customer care

Photovoltaic surge arresters



- Protection for photovoltaic panels and the DC input to the inverter from overvoltages due to a lightning strike
- Type 2 surge arresters
- Should be installed in switchboard inside the building. If switchboard is located outside, it must be weatherproof
- Withdrawable surge arrester allows damaged Cartridges to be replaced quickly
- Inbuilt SPD Health Indicator on front face of device; Remote signaling functionality also available

Type	U (cpv) Maximum Operating Voltage (V)	Module Width 18mm/module	Reference	Unit MRP [₹]
iPRD 40r	800	3	A9L40271	12416
	1000	3	A9L40281	14474

Note: Spare / Replacement Cartridges available - For Reference and prices contact nearest sales office or customer care

Surge Arresters for Communication Networks



- Analogue telephone line protection: iPRC surge arrester wired in series to the private installation input, protects the telephones, the modems (including ADSL) etc
- Protection for 2 low-current lines without common potential or 4 lines with common reference potential
- iPRI protects measuring instrument and PLC sensor inputs and the DC power supply inputs up to 53 V and AC power supply inputs up to 37 V

Type	[Ue] Operational Voltage (V)	Module Width 18mm/module	Reference	Unit MRP [₹]
PRI	48 V DC	1	A9L16339	22589
PRC	130 V AC	1	A9L16337	13543

Note: For all above Reference MOQ = 1

Please contact Customer Care Center for Stockable and Non stockable status of references.

NORMAL STOCK ITEMS

W.E.F. January 30th, 2023

Isolator - xSW



- Complies to IEC/EN 60947-3
- Switching duty: AC-22
- Impulse voltage: 6kV
- DC application: 48V (110V with 2 poles in series)
- Short circuit withstand 20 In for 1 second
- Upto 80A Bi connect terminals & 100A to 125A with mono connect terminals

Poles Description	[In] Rated Current (A)	Module Width 18mm/module	MOQ	Reference	Unit MRP [₹]
2	40	2	6	A9S2P040	863
	63	2	6	A9S2P063	1140
	80	2	6	A9S2P080	1339
	100	2	6	A9S2P100	1938
	125	2	6	A9S2P125	2173
3	40	3	4	A9S3P040	1508
	63	3	4	A9S3P063	1766
4	40	4	3	A9S4P040	1909
	63	4	3	A9S4P063	2078
	80	4	3	A9S4P080	2702
	100	4	3	A9S4P100	3476
	125	4	3	A9S4P125	3842

Selector Switch - iSSW



- Complies to IEC 60947-5-1 and IEC 60669-1
- Rating 20A, 250V AC
- Electrical life (AC22): 30,000 cycles
- Connection: tunnel terminals cables up to 10 sq. mm

No. of positions	Poles Description	Contacts	Module Width 18mm/module	MOQ	Reference	Unit MRP [₹]
2	1	1 C/O	1	12	A9E18070	1846
	2	2 C/O	2	6	A9E18071	2538
		1NO + 1NC	1	12	A9E18072	1479
3	1	1 C/O	1	12	A9E18073	1779
	2	2 C/O	2	6	A9E18074	3062

iRO Buzzers



- Audible indication in housing and the tertiary sector
- Sound level of 70dBA at a distance of 60cm

Voltage	Module Width 18mm/module	Reference	Unit MRP [₹]
230V AC	1	A9A15322	2292
8..12V AC	1	A9A15323	1224

Please contact Customer Care Center for Stockable and Non stockable status of references.

NORMAL STOCK ITEMS

W.E.F. January 30th, 2023

iCT Contactors



- Complies with standards IEC 1095, E N 61095
- 4 operating modes switch on front face :
 - Automatic mode
 - Temporary "ON" mode
 - Permanent "ON" mode
 - Shutdown
- Mechanical contact position Indicator
- Safe installation maintenance: lock the contactor in ON position
- Silent operation (20dB) for entire range

Type	Rating (A)	No. of Contacts	Module Width 18mm/module	Reference	Unit MRP [₹]
1P	25	1NO	1	A9C20731	2720
	16	2NO	1	A9C22712	2800
2P	25	2NO	1	A9C20732	3348
	40	2NO	2	A9C20842	6822
	63	2NO	2	A9C20862	7317
3P	25	3NO	2	A9C20833	4313
	40	3NO	2	A9C20843	9576
	63	3NO	3	A9C20863	10407
4P	25	4NO	2	A9C20834	4517
	40	4NO	2	A9C20844	11153
	63	4NO	3	A9C20864	11767
	63	2NO + 2NC	3	A9C20868	13108

Note: 100A Contactor in 2P / 4P - available on request

iTL Impulse Relays



- Complies with standards IEC/EN 60669-2-2
- Safe maintenance: disconnection of remote control by selector switch
- Manual Controls on front face: 0-I toggle
- Mechanical contact position Indicator
- Maximum 5 operations/min. and 100 switching operations/day
- Degree of pollution: 3 (suitable for industrial environment)

Type	Rating (A)	Control Voltage	No. of Contacts	Module Width	Reference	Unit MRP [₹]
1P	16	230-240 VAC	1NO	1	A9C30811	1764
	32	230-240 VAC	1NO	1	A9C30831	2220
2P	16	230-240 VAC	2NO	1	A9C30812	2892
	32	230-240 VAC	2NO	1	A9C30831 + A9C32836	6771
3P	16	230-240 VAC	1NO+1NO/NC+1NO	2	A9C30811 + A9C32816	5415
	32	230-240 VAC	1NO+1NO/NC+1NO	2	A9C30831 + 2* x A9C32836	11322
4P	16	230-240 VAC	4NO	2	A9C30814	5871
	32	230-240 VAC	4NO	2	A9C30831 + 3* x A9C32836	15873

iIL Indicator Lights



- Complies with standard IEC 60947-5-1
- Indicator light with LED technology
- Service life 100,000 hours with constant luminous efficiency

Type	Colour	Module Width 18mm/module	Reference	Unit MRP [₹]
Single Indicator light	Red	1	A9E18320	1824
	Green	1	A9E18321	1824
	Blue	1	A9E18323	1824
	Orange	1	A9E18324	1824
3 phase voltage presence light	Red/Red/Red	1	A9E18327	5269
Single Push Button (1 NO+ 1NC)	Grey	1	A9E18033	2456

Note: For all above Reference MOQ = 1

Please contact Customer Care Center for Stockable and Non stockable status of references.

NORMAL STOCK ITEMS

W.E.F. January 30th, 2023

Smartlink



- Compliance to IEC/EN 61131-2
- Protection Monitoring – Device Status and alarm notifications
- Load Control / Switching through Contactors and Impulse Relays
- Energy Monitoring through pulse meters
- Alarm over email and analog sensors (temperature / humidity) with Smartlink Ethernet
- Plug & Play – Pre fabricated cables and in built web pages
- Rated Voltage: 24V DC

Description	Reference	Unit MRP [₹]
Wiser Energy Module IP	EER31800	29980

Communication Auxiliaries



Auxiliary for Protection Devices (OF+SD24)

Auxiliary for Contactors (iACT24)

Auxiliary for Impulse Relays (iATL24)

Description	Module Width	Reference	Unit MRP [₹]
OF+SD24	0.5	A9N26899	3694
iACT24	1	A9C15924	17842
iATL24	1	A9C15424	18787

Acti 9

Description	Reference	Pack	Unit MRP [₹]
Distribloc 63A			
Distribution from the top (4 Module)	04040	1	15571
Distribution through the bottom (4 Module)	04041	1	15571

Reflex iC60 - Integrated Control & Overcurrent Protection Device



- All in One Solution: MCB + Contactor + Impulse Relay + Auxiliary
- 10kA Breaking capacity as per IEC/EN 60947-2,
- Ti24 interface: Connection to PLC, Smartlink
- 3 operating modes to cater to a variety of applications
- Safe lock down with Integrated Padlocking
- Simplified maintenance: Front face Indicator allows better reliability

[In] Rated Current (A)	2 Pole Reference	Unit MRP [₹]	3 Pole Reference	Unit MRP [₹]	4 Pole Reference	Unit MRP [₹]
Module Width **	4.5 mod		5.5 mod		6.5 mod	
B Curve						
10	A9C61210	49082	A9C61310	51257	A9C61410	56047
16	A9C61216	49076	A9C61316	51257	A9C61416	54948
25	A9C61225	49076	A9C61325	51257	A9C61425	54948
40	A9C61240	50701	A9C61340	54818	A9C61440	58347
63	A9C61263	53926	A9C61363	56954	A9C61463	61661
C Curve						
10	A9C62210	49632	A9C62310	52825	A9C62410	56074
16	A9C62216	49632	A9C62316	53887	A9C62416	56074
25	A9C62225	49626	A9C62325	52825	A9C62425	56074
40	A9C62240	52268	A9C62340	54844	A9C62440	58385
63	A9C62263	55077	A9C62363	56954	A9C62463	62899
D Curve						
10	A9C63210	50752	A9C63310	53898	A9C63410	58327
16	A9C63216	50752	A9C63316	53898	A9C63416	58327
25	A9C63225	50752	A9C63325	53898	A9C63425	58327

Note: **18mm/module

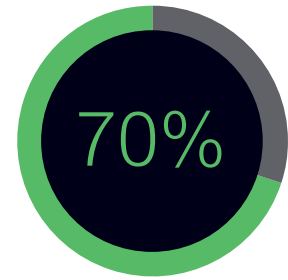
Please contact Customer Care Center for Stockable and Non stockable status of references.

NORMAL STOCK ITEMS

W.E.F. January 30th, 2023

EcoStruxure™ Innovation At Every Level

From sensors to services, our Innovation At Every Level approach improves energy and operational efficiency by tapping the true business value of IoT advancements. We've made mobility, sensing, cloud, analytics, and cyber security technologies meaningful to customers, helping them compete in our IoT economy.



70%
of decision-makers see the business value of IoT*

*Schneider Electric IoT 2020 Business Report

Connected Products:

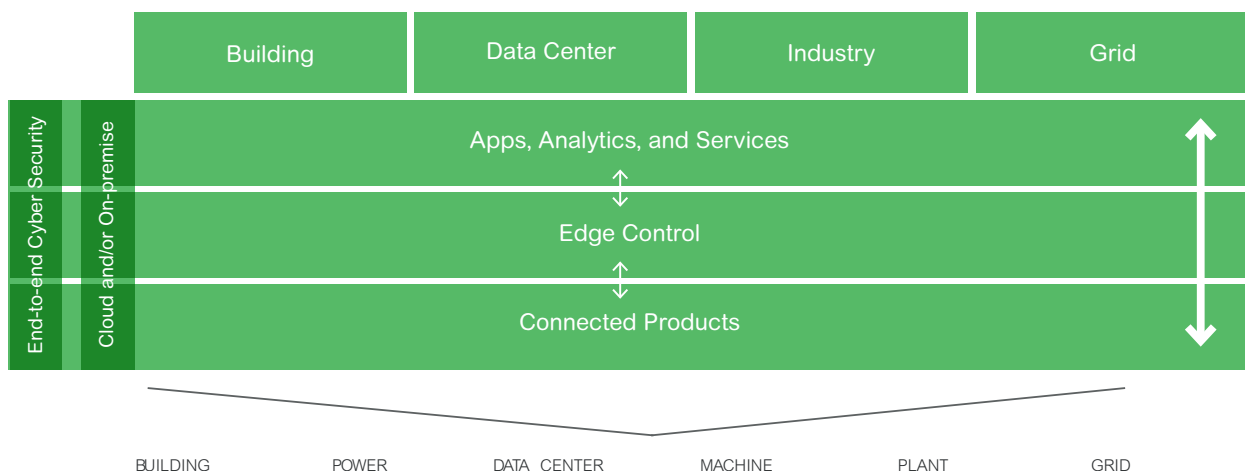
The Internet of Things starts with the best things. Our IoT-enabled best-in-class connected products include breakers, drives, UPSs, relays, sensors, and more. Devices with embedded intelligence drive better decision-making throughout operations.

Edge Control:

Mission-critical scenarios can be unpredictable, so control of devices at the edge of the IoT network is a must. This essential capability provides real-time solutions that enable local control at the edge, protecting safety and uptime.

Applications, Analytics, and Services:

Interoperability is imperative to supporting the diverse hardware and systems in building, data center, industry, and grid end markets. EcoStruxure™ enables a breadth of agnostic applications, analytics, and services for seamless enterprise integration.



Please contact Customer Care Center for Stockable and Non stockable status of references.

NORMAL STOCK ITEMS

W.E.F. January 30th, 2023

Connectivity built in

Acti9 Isobar harnesses the connectivity of the Acti9 range enabling distribution boards to become smart and connected.



1. Enable asset management on all outgoing ways with **PowerTag**



2. **Smartlink SiD** for wireless data concentration



3. Enable further asset and energy management through PowerTag for Compact NSX



4. Monitor and control your assets with SiB Smartlink



5. See the power and optimise the use of your assets with Facility Expert our simple on-line services platform



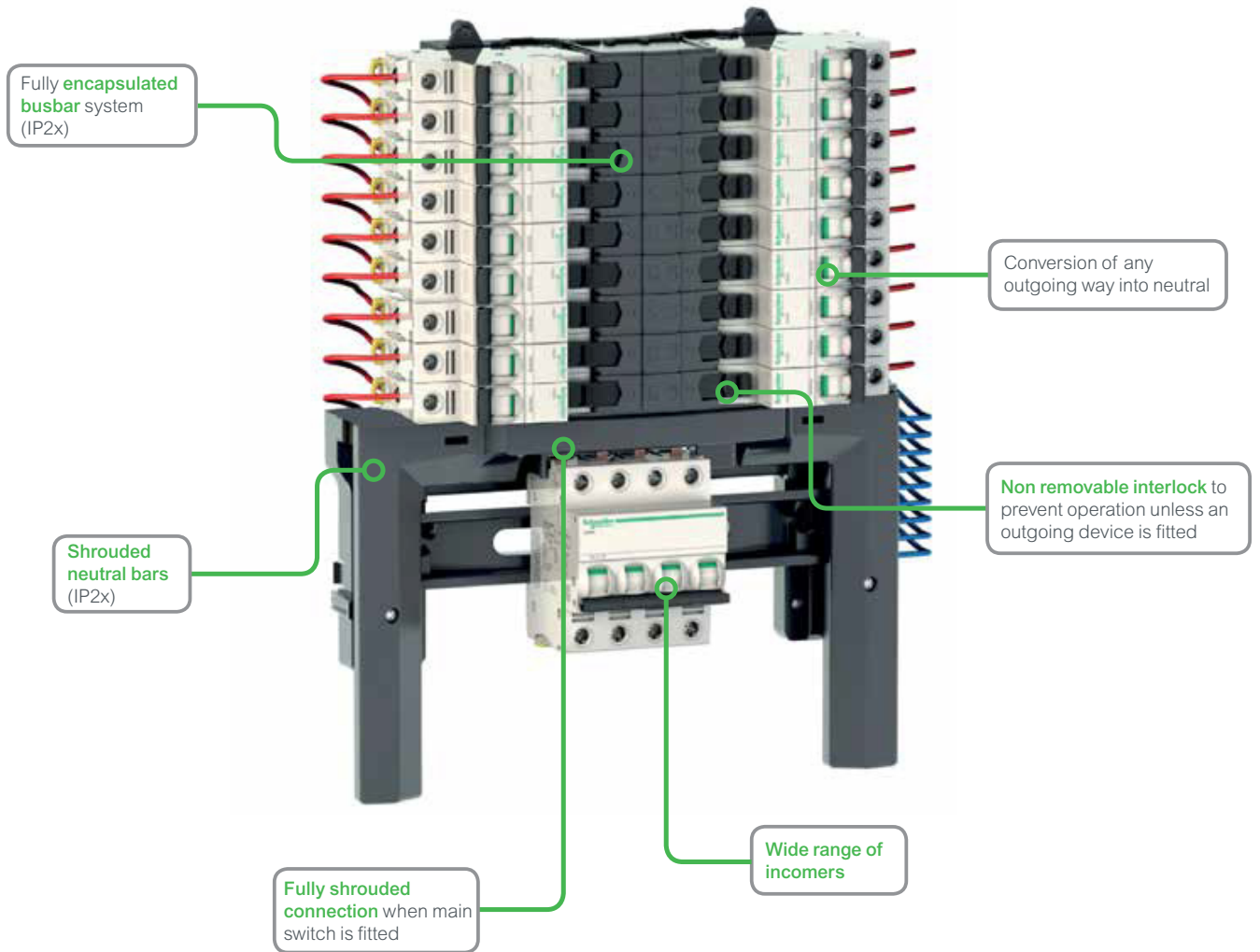
Please contact Customer Care Center for Stockable and Non stockable status of references.

NORMAL STOCK ITEMS

W.E.F. January 30th, 2023

Acti 9

Isobar Pan Assembly



- Fully type tested conditional short circuit rating of 25kA to BS EN 61439-3
- High performance MCB 10kA BS EN 60898 15kA BS EN 60947-2 in B, C or D curve 1, 2, 3, 4 pole
- 250A busbar rating
- Isobar disconnection to BS EN 60947-3 ensuring unused outgoing ways are isolated
- Option of switching outgoing neutral on all boards using distributed neutral kit
- Range of incomers: switch disconnectors, residual current devices, terminal blocks, mccb
- Single pole RCBO for new or retrofit maintaining device density
- Full range of device accessories and auxiliaries
- Shrouded Neutral
- Convention of any outgoing way into Neutral

Description	Double Door Metal (IP43) Reference	Unit LP [₹]
Acti9 Isobar B - pan assembly - 16 ways TP + earth + neutral	SEA9BN16PEV	*
Acti9 Isobar B - pan assembly - 18 ways TP + earth + neutral	SEA9BN18PEV	*
Acti9 Isobar B - pan assembly - 24 ways TP + earth + neutral	SEA9BN24PEV	*
Acti 9 - 1P blank terminal block (no electrical connection)	SEA9BP	*
Isobar B - neutral bar - 1N - for distribution board - 16 ways	SEA9NB16	*
Isobar B - neutral bar - 1N - for distribution board - 18 ways	SEA9NB18	*
Isobar B - neutral bar - 1N - for distribution board - 24 ways	SEA9NB24	*
Isobar A - neutral bar - 1N - for distribution board - 4 ways SP+N	SEA9NKIT	*
Acti 9 - terminal block - 250A	SEA9NPB250TB	*
Acti 9 Isobar B - MCCB/Interpact connection kit	SEA9BINCKIT	*

* - Price on Request

Please contact Schneider Electric Customer Care Center for Prices

NORMAL STOCK ITEMS

W.E.F. January 30th, 2023

Acti 9

Distribution Boards

Spectacular Design


Blends seamlessly with interiors



Unique Rounded Corners | Color - RAL 9003 white | Designer Rotary Knob

Maximized Wiring Space

Convenient and Safe wiring



15% more wiring area | Reduced U-box Collar | Removable Frame, Centre plate & Gland plate

Adaptable

Total Flexibility for ease of installation and usage



Surface and Flush installation | Field fittable key lock provision | Reversible Door

Inspiring the **S.M.A.R.T.** choice!!!

Robust Architecture

Perfect blend of Strength & Weight



High Strength-to-Weight ratio | RoHS and REACH Compliance – ideal solution for GREEN Buildings

NEW

Base Material used - Galvanized Iron

4X Rust Resistance



1. Powder Coating
- 2. Galvanized Iron**
3. Base Iron

Galvanized Iron | Gives 4X rust resistance
No Rusting | Even if the powder coating is scratched
No Propagation Of Rust | Even If base material is chipped off
No Hassle | of repainting due to rusting

Inspiring the **S.M.A.R.T.** choice!!!

Technically Proven

Safety Guaranteed



Designed and Manufactured as per **IS 8623 - 1 & 3** | IP and IK test by ERDA & CPRI | Glow wire tested

Type Tested as per IEC 61439 - 1 & 3

NEW



IEC 61439 - 3* Fully Compliant

*Tested at **NABL** and **ASTA** accredited testing facility



Salt Spray



IP43



IK09



Reliable Door



Earthing



Temp@
Max Curr

Mechanical Tests

Electrical Tests

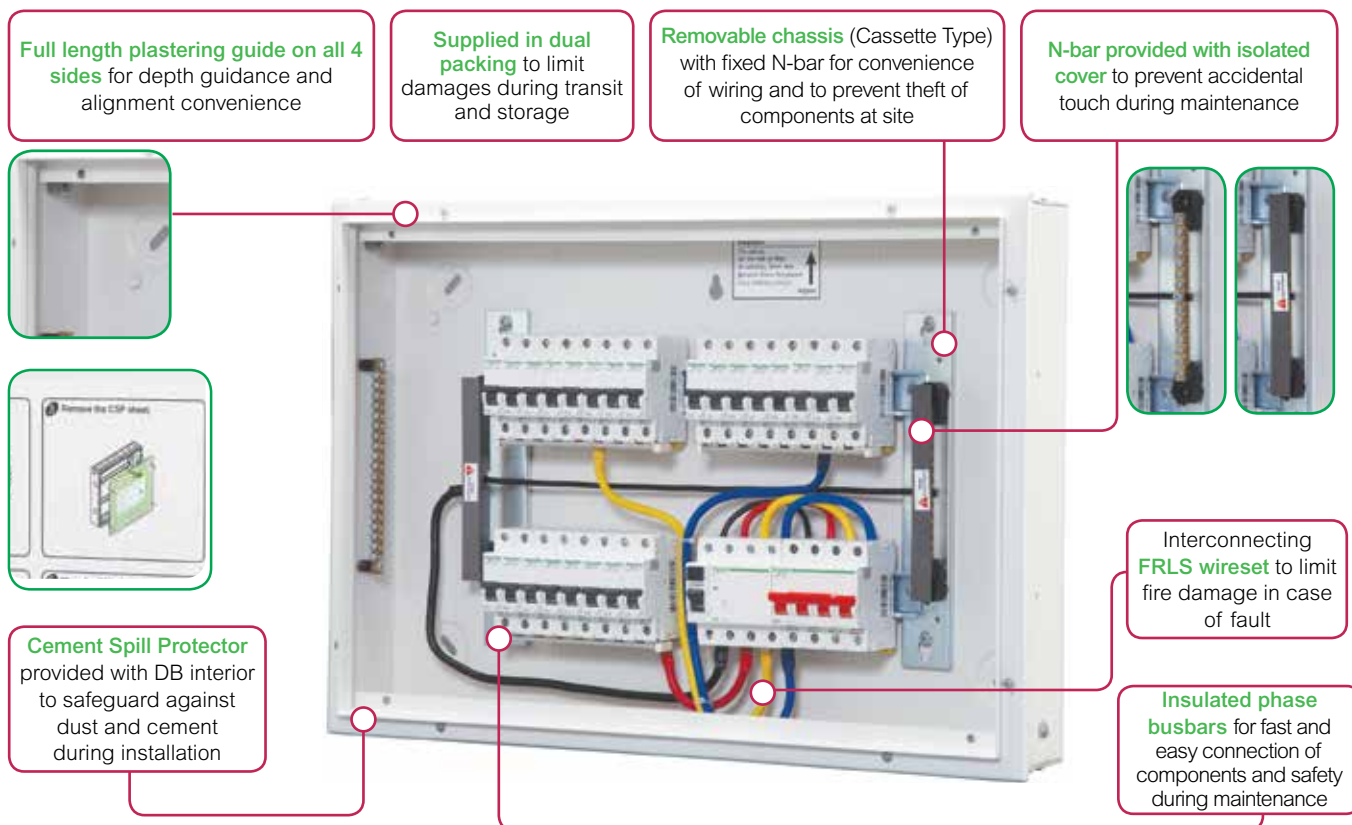
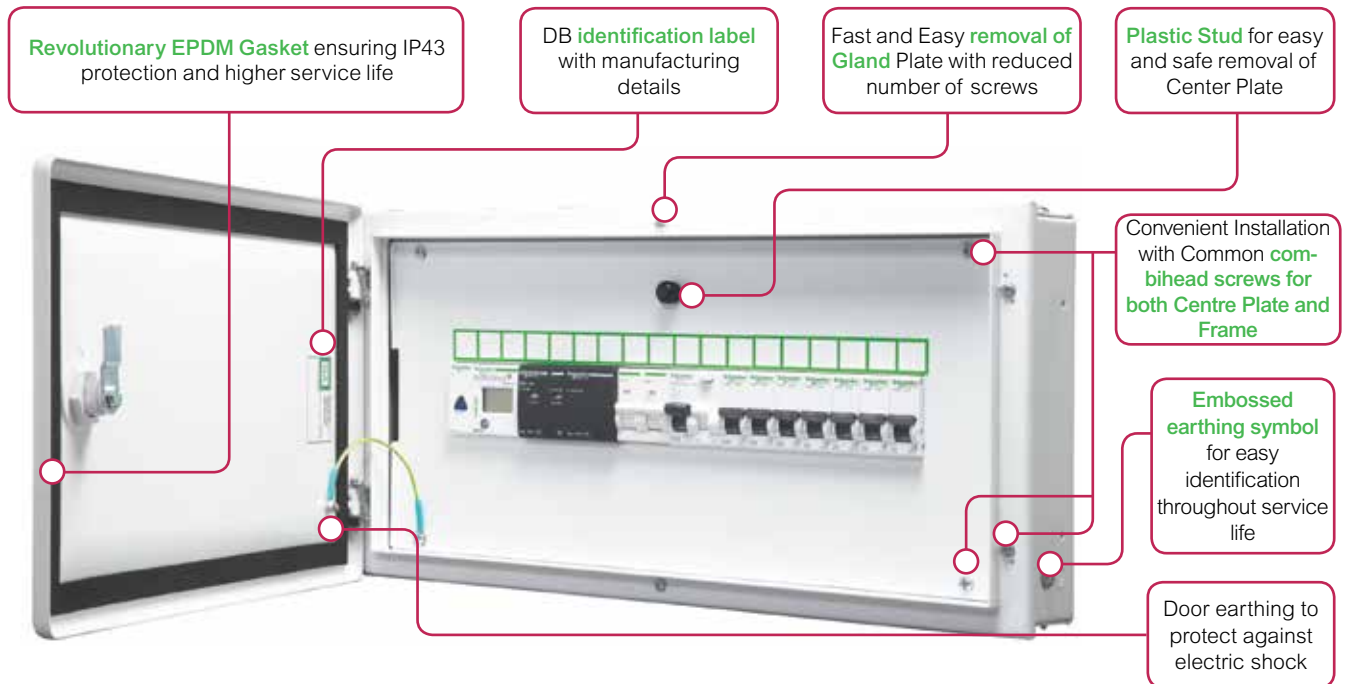
Please contact Customer Care Center for Stockable and Non stockable status of references.

NORMAL STOCK ITEMS

W.E.F. January 30th, 2023

Acti 9

Distribution Boards



Please contact Customer Care Center for Stockable and Non stockable status of references.

NORMAL STOCK ITEMS

W.E.F. January 30th, 2023

Metal Enclosures



- Metal Enclosure to mount individual Modular Device feeding directly to the load or final distribution board

Description	Total Module Cutout	Single Door (IP30) Reference	Unit MRP [₹]
2 way	1 / 2	A9HMES02 <input checked="" type="checkbox"/>	1039
4 way	3 / 4	A9HMES04 <input checked="" type="checkbox"/>	1039

SPN DBs



- SPN DB for distribution of Single Phase Neutral supply to respective load MCBs
- Incomer - DP RCCB/RCBO/Isolator/MCB
- Outgoing - SP MCBs

Description	Total Module Cutout (Incomer + Outgoing)	Single Door (IP30) Reference	Unit MRP [₹]	Double Door Metal (IP43) Reference	Unit MRP [₹]
6 way	6	A9HSNS06	2013	A9HSND06 <input checked="" type="checkbox"/>	2892
8 way	8	A9HSNS08 <input checked="" type="checkbox"/>	2387	A9HSND08 <input checked="" type="checkbox"/>	3152
12 way	12	A9HSNS12	2825	A9HSND12 <input checked="" type="checkbox"/>	3790
18 way	18	A9HSNS18	3884	A9HSND18 <input checked="" type="checkbox"/>	5078

TPN DBs



- Standard TPN DBs for distribution of Three Phase and Neutral supply
- Incomer - FP RCCB/RCBO/Isolator/MCB
- Outgoing - SP MCBs
- TPN DBs can be converted to PPI DB using 'PPI Kit' provided on next page

Description	Total Module Cutout (Incomer + Outgoing)	Single Door (IP30) Reference	Unit MRP [₹]	Double Door Metal (IP43) Reference	Unit MRP [₹]
4 way eco	4 + 12	-	-	A9HTND04E <input checked="" type="checkbox"/>	7544
4 way	8 + 12	A9HTNS04	5771	A9HTND04 <input checked="" type="checkbox"/>	7609
6 way	8 + 18	A9HTNS06	-	A9HTND06 <input checked="" type="checkbox"/>	7722
8 way	8 + 24	A9HTNS08	7868	A9HTND08 <input checked="" type="checkbox"/>	9522
12 way	8 + 36	A9HTNS12	11858	A9HTND12 <input checked="" type="checkbox"/>	14538

Flexi Tier DBs



- Flexi DBs give total flexibility to mount any type and size of Modular devices as per load requirement
- Provided with N-Bar and E-Bar
- Flexi Tier DBs can be converted to PPI DB using 'PPI Kit' provided on next page

Description	Total Module Cutout (Incomer + Outgoing)	Single Door (IP30) Reference	Unit MRP [₹]	Double Door Metal (IP43) Reference	Unit MRP [₹]
2 Tier 24 Modules	2 x 12	-	-	A9HFD224	8155
3 Tier 36 Modules	3 x 12	-	-	A9HFD336	9794
4 Tier 40 Modules	4 x 10	-	-	A9HFD440 <input checked="" type="checkbox"/>	10346
4 Tier 56 Modules	4 x 14	-	-	A9HFD456 <input checked="" type="checkbox"/>	10814

Note: For all above Reference MOQ = 1

Please contact Customer Care Center for Stockable and Non stockable status of references.

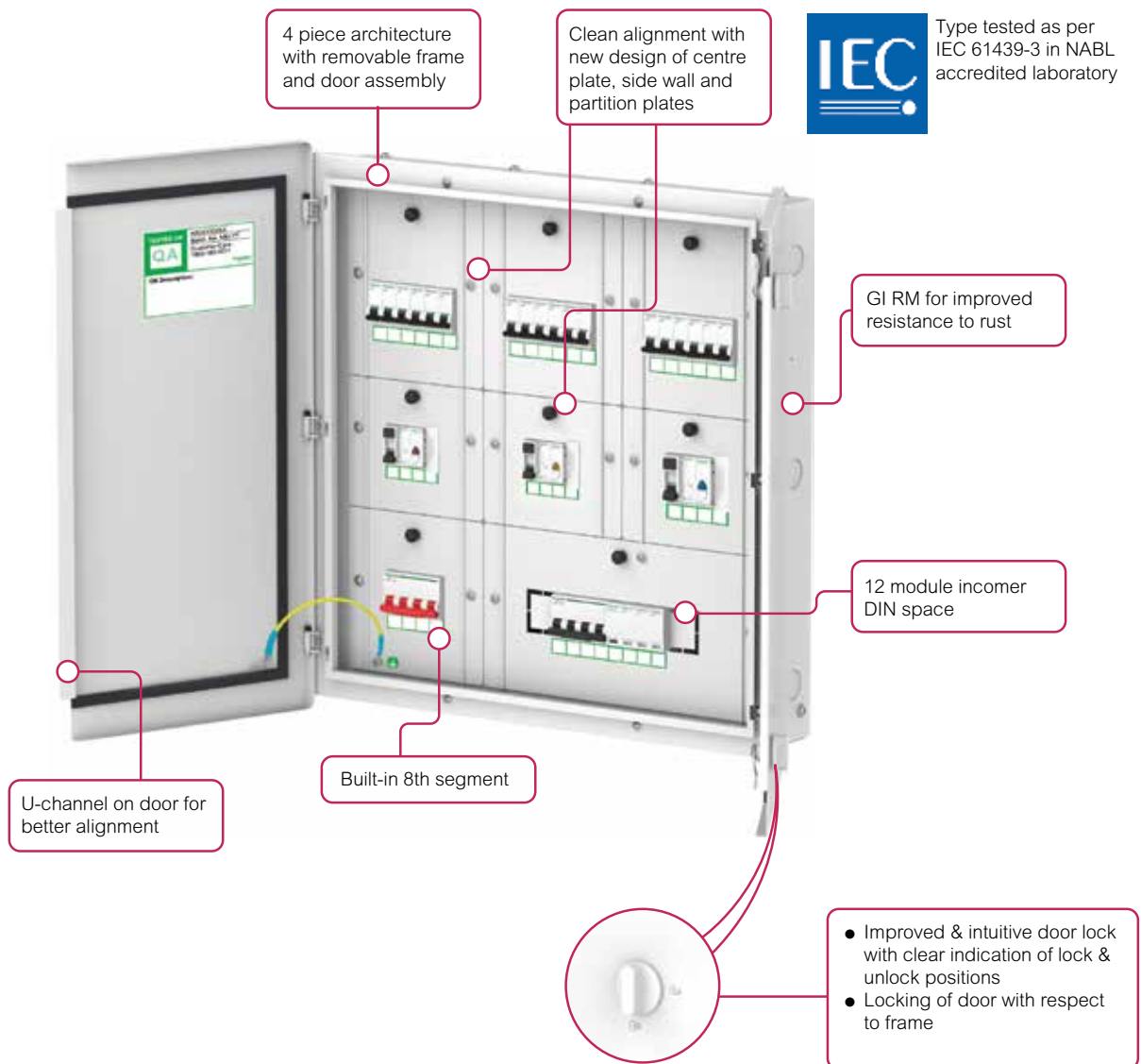
NORMAL STOCK ITEMS

W.E.F. January 30th, 2023

Acti 9

Distribution Boards

New Phase Segregated DBs



Key highlights

- 1 New compact design
- 2 Robust architecture
- 3 Type-tested system
- 4 4 piece construction
- 5 Built-in 8th segment
- 6 Split door for all variants
- 7 Clean alignment of doors, centerplates
- 8 Improved door locking
- 9 High rust resistance with GI
- 10 Increased incomer DIN space

Please Contact nearest Schneider Electric Sales Office and Customer Care Center for your reference.

Please contact Customer Care Center for Stockable and Non stockable status of references.

NORMAL STOCK ITEMS

W.E.F. January 30th, 2023

Per Phase Isolation DBs

- PPI DBs to mount DP Residual Current Device (RCD) at an individual phase level to isolate the faulty phase in case of earth leakage and ensure continuity of supply to other healthy phases
- Incomer - Modular (FP MCB/Isolator) using PPI Kit / MCCB100A (TP/FP Compact NSX or EasyPact CVS)
- Sub-Incomer - DP RCCB/RCBO
- Outgoing - SP MCBs

Description	Total Module Cutout (Incomer + Outgoing)	Single Door (IP30) Reference	Unit MRP [₹]	Double Door Metal (IP43) Reference	Unit MRP [₹]
12 way	100A MCCB + 6 + 30	-	-	A9HPID12M	21565

PPI TPN DB



- Set of accessories to convert TPN DBs and 4 tier Flexi DBs to PPI DB
- Kit is provided with additional required quantity of N-Bar, wire set, Busbars (only for Flexi Tier) and Mounting Kit (only for TPN)

Description	Total Module Cutout (no. of rows x No. of modules per row)	Double Door Metal (IP43)	No of Ways	Unit MRP [₹]
6 Way TPN PPI DB	8 + 2 x 3 + 4 x 3	A9HTPI06	6 Ways	9750
8 Way TPN PPI DB	8 + 2 x 3 + 6 x 3	A9HTPI08	8 Ways	11310
12 Way TPN PPI DB	8 + 2 x 3 + 10 x 3	A9HTPI12	12 Ways	15560

PPI Flexi Tier DB

Description	Total Module Cutout (no. of rows x No. of modules per row)	Double Door Metal (IP43)	No of Ways	Unit MRP [₹]
4T40M Flexi PPI DB	4 x 10	A9HFPI10	10	15100
4T56M Flexi PPI DB	4 x 14	A9HFPI14	14	17000

Phase Segregated DBs



- Phase Segregated DBs to provide total safety for installer and maintenance personnel, by compartmentalizing each Phase and separating Incomer, Sub-Incomer and Outgoing
- Offers better continuity of supply in case of faults during maintenance at DB level.
- Incomer - Modular (FP MCB/Isolator) / MCCB 100A (TP/FP during maintenance Compact NSX or EasyPact CVS)
- Sub-Incomer - DP RCCB/RCBO
- Outgoing - SP MCBs
- GI sheet ensures improved rust resistance
- Type-tested system conforming IEC 61439-3
- Built-in 8th segment (for modular incomer only)
- Increased incomer DIN space of 12M for 6 ways to 12 ways
- Split door for all variants
- New design ensures clean alignment of doors, centerplates
- 4 piece architecture with removable frame
- Improved, intuitive door lock design with clear indication of lock and unlock positions

Description	Total Module Cutout (Incomer + Sub-incomer + Outgoing)	Double Door Metal (IP43) Reference	Unit MRP [₹]
4 way	8 + 12 + 12+4	A9HPSG06	16936
6 way	8 + 12 + 18+4	A9HPSG06	16936
8 way	8 + 12 + 24+4	A9HPSG08	18910
12 way	8 + 12 + 36+4	A9HPSG12	23739
12 way with MCCB I/c	100A MCCB + 12 + 36	A9HPSG12M	32033

Note: For all above Reference MOQ = 1

Please contact Customer Care Center for Stockable and Non stockable status of references.

NORMAL STOCK ITEMS

W.E.F. January 30th, 2023

VTPN DBs for Modular Incomer



- Ideal solution to distribute power supply to both 3 Phase and 1 Phase loads in the same DB
- Incomer - FP RCCB / RCBO / Isolator / MCB
- Outgoing - SP MCBs / TP MCBs
- 65% more Incomer Wiring Space.
- New Compact Fishbone with better Thermal Performance
- Short Circuit Withstand – 17 kA for 250mS (100 A)/ 25 kA (250 A) for 500mS
- Secure Connections with Fixed Spreader links
- IP 2X protection at Incomer with new shrouds
- Type tested as per IEC 61439 – 3 in NABL accredited Lab
- Knockout size for Incomer increased to 50mm (to accommodate Aluminium Cable)

Description	Total Module Cutout (Incomer + Outgoing)	Double Door Metal (IP43) Reference	No of Ways	Unit MRP [₹]
Acti9 VTPN DB 4 Ways Modular i-c 63A	12 + 12	A9HVM04	4 Ways	14,310
Acti9 VTPN DB 8 Ways Modular i-c 63A	12 + 24	A9HVM08	8 Ways	18,210
Acti9 VTPN DB 12 Ways Modular i-c 63A	12 + 36	A9HVM12	12 Ways	24,360

VTPN DBs for MCCB Incomer



- DBs for higher incoming current distribution up to 250A
- Incomer - TP/FP Compact NSX or EasyPact CVS MCCB up to 250A
- Outgoing - SP MCBs / TP MCBs
- 65% more Incomer Wiring Space.
- New Compact Fishbone with better Thermal Performance
- Short Circuit Withstand – 17 kA for 250mS (100 A)/ 25 kA (250 A) for 500mS
- Secure Connections with Fixed Spreader links
- IP 2X protection at Incomer with new shrouds
- Type tested as per IEC 61439 – 3 in NABL accredited Lab
- Knockout size for Incomer increased to 50mm (to accommodate Aluminium Cable)

Description	Total Module Cutout (Incomer + Outgoing)	Double Door Metal (IP43) Reference	No of Ways	Unit MRP [₹]
Acti9 VTPN DB 4 Ways MCCB i-c 100A	100 A MCCB + 12	A9HVN04L	4 Ways	15,670
Acti9 VTPN DB 4 Ways MCCB i-c 160A	160 A MCCB + 12	A9HVN04M	4 Ways	17,250
Acti9 VTPN DB 8 Ways MCCB i-c 100A	100 A MCCB + 24	A9HVN08L	8 Ways	19,860
Acti9 VTPN DB 8 Ways MCCB i-c 160A	160 A MCCB + 24	A9HVN08M	8 Ways	21,490
Acti9 VTPN DB 8 Ways MCCB i-c 250A	250 A MCCB + 24	A9HVN08H	8 Ways	27,550
Acti9 VTPN DB 12 Ways MCCB i-c 100A	100 A MCCB + 36	A9HVN12L	12 Ways	26,400
Acti9 VTPN DB 12 Ways MCCB i-c 160A	160 A MCCB + 36	A9HVN12M	12 Ways	28,680
Acti9 VTPN DB 12 Ways MCCB i-c 250A	250 A MCCB + 36	A9HVN12H	12 Ways	32,590

Mivan Compatible DB SPN DBs

Description	Total Module Cutout (Incomer + Outgoing)	Double Door Metal (IP43) Reference	No of Ways	Unit MRP [₹]
Acti9 DB 6 way SPN DD 1.6mm	2 + 4	A9HSND06Z	6 Ways	On Request
Acti9 DB 8 way SPN DD 1.6mm	2 + 6	A9HSND08Z	8 Ways	On Request
Acti9 DB 12 way SPN DD 1.6mm	2 + 10	A9HSND12Z	12 Ways	On Request
Acti9 DB 18 way SPN DD 1.6mm	2 + 16	A9HSND18Z	18 Ways	On Request

TPN DBs

Description	Total Module Cutout (Incomer + Outgoing)	Double Door Metal (IP43) Reference	No of Ways	Unit MRP [₹]
Acti9 DB 4 way TPN DD 1.6mm	8 + 4 x 3	A9HTND04Z	4 Ways	On Request
Acti9 DB 6 way TPN DD 1.6mm	8 + 6 x 3	A9HTND06Z	6 Ways	On Request
Acti9 DB 8 way TPN DD 1.6mm	8 + 8 x 3	A9HTND08Z	8 Ways	On Request
Acti9 DB 12 way TPN DD 1.6mm	8 + 12 x 3	A9HTND12Z	12 Ways	On Request

Please contact Customer Care Center for Stockable and Non stockable status of references.

NORMAL STOCK ITEMS

W.E.F. January 30th, 2023

Flexi Tier DBs

Description	Total Module Cutout (no. of rows x No. of modules per row)	Double Door Metal (IP43) Reference	No of Modules Per Row	Unit MRP [₹]
4 Tier 40 Modules	4 x 10	A9HFD440Z	10	On Request
4 Tier 56 Modules	4 x 14	A9HFD456Z	14	On Request

TV TEL DB

Description	Double Door Metal (IP30) Reference	Unit MRP [₹]
Acti9 DB TVTEL BOX 1mm IP30	A9HTVTEL	On Request
Acti9 DB TVTEL & ONT BOX 1.2MM IP30	A9HOTVTEL	On Request

Note: For all above Reference MOQ = 1

Metal Clad P&S Units



- Plug & Socket Unit with Electra Plug & Socket and provision to mount modular protection devices to feed the end load directly

Description	Total Module Cutout	Single Door (IP30) Reference	Unit MRP [₹]
10A 1P+N+E P&S	2	A9HMS210	2645
20A 1P+N+E P&S	2	A9HMS220	2831
30A 3P+E P&S	3	A9HMS330	6196

Industrial P&S Units (provision to mount PratiKa Sockets)



- Plug & Socket Unit with provision to mount PratiKa straight / angled* socket and modular protection devices to feed the end load directly

Description	Total Module Cutout	Single Door (IP30) Reference	Unit MRP [₹]
16A 3P PK P&S	2	A9HKS316	2445
32A 3P PK P&S	2	A9HKS332	4039
32A 5P PK P&S	4	A9HKS532	4784
63A 5P PK P&S	4	A9HKS563	9661

Locks for Acti 9 DBs



Key Lock*

Lock & Unlock symbol on door for easy & intuitive operation

Description	Reference	Unit MRP [₹]
New Rotary Lock**	A9HRL901	757

Note: **Use New Rotary lock reference A9HRL901 for:
Acti9 DBs manufactured September 2020 onwards
Acti9 DBs with lock & unlock symbol on door.

Please contact Customer Care Center for Stockable and Non stockable status of references.

NORMAL STOCK ITEMS

W.E.F. January 30th, 2023

Modular Distribution Boards - Metallic

Accessories for Distribution Boards

Description	Reference	Unit MRP [₹]
Busbars		
Fork Busbar 1P 12MOD. 63A	R9XFH112	1024
Fork Busbar 1P 57MOD. 63A	R9XFH157	2279
Fork Busbar 2P 12MOD. 63A	R9XFH212	1180
Fork Busbar 2P 57MOD. 63A	R9XFH257	4371
Fork Busbar 3P 12MOD. 63A	R9XFH312	2664
Fork Busbar 3P 57MOD. 63A	R9XFH357	9535
Fork Busbar 4P 12MOD. 63A	R9XFH412	2457
Fork Busbar 4P 57MOD. 63A	R9XFH457	10262
Busbar Accessories		
Set of 10 End Caps 1P	R9XE110	*
Set of 10 End Caps 2P	R9XE210	*
Set of 10 End Caps 3P	R9XE310	1077
Set of 10 End Caps 4P	R9XE410	*
Set of 4 Connector Fork 63A	R9XFC04	*
Set of 20 Tooth Caps	R9XT20	1294
Blanking Plate	13229B	53

Note: Blanking Plate MOQ = 10, All other MOQ = 1

Customized Distribution Boards to Suit Your Need - Available on Request*

- TV/Telephone DBs
- Pre-Wired DBs
- 8 Segment DBs
- Acrylic Door DBs
- IP54 DBs
- DBs with Phase Indication Lamps

*upto 32A socket only

Note: For all above Reference MOQ = 1

Note: * Please contact nearest Schneider Electric Sales Office or Customer Care Center for coordination chart

Please contact Customer Care Center for Stockable and Non stockable status of references.

NORMAL STOCK ITEMS

W.E.F. January 30th, 2023

Kaedra enclosures for PratiKa industrial sockets are part of a complete system of Watertight enclosures from 16A to 125A providing solutions for protection, control and electrical distribution for tertiary and industrial applications



- Degree of protection - IP65
- Impact strength - IK09
- Resistant to chemical and atmospheric agents, UVs etc.
- Self extinguishing class 2 insulating material
- Flame and abnormal heat resistance: 650°C
- Reversible front face for opening of door to left/right
- Combining of enclosures horizontally/vertically while still maintaining IP
- DIN channel can be positioned in 2 depths & 2 heights for cabling purpose

Mini Enclosures for modular devices



Description	Reference	Unit MRP [₹]
4 module	13441 <input checked="" type="checkbox"/>	3859
6 module	13442	4392
8 module	13443	5172
12 module	13444	8310

Enclosures for modular devices (with terminal blocks)



Description	Reference	Unit MRP [₹]
1 row 12 module	13431	9171
1 row 18 module	13432	12087
2 row 24 module	13433	13726
2 row 36 module	13434	17376
3 row 36 module	13435	18118
4 row 72 module	13437	34582

Mini Enclosure (suitable to mount modular devices and PratiKa 16A socket)



Description	Reference	Unit MRP [₹]
4 module 1 vertical opening	13175 <input checked="" type="checkbox"/>	1841
4 module 2 horizontal opening	13176	2271
4 module 3 horizontal opening	13177	2858

Note: For all above Reference MOQ = 1

Please contact Customer Care Center for Stockable and Non stockable status of references.

NORMAL STOCK ITEMS

W.E.F. January 30th, 2023

Enclosure (suitable to mount modular devices and PratiKa 16A / 32A sockets)



Description	Reference	Unit MRP [₹]
5 module 2 opening	13178 <input checked="" type="checkbox"/>	4431
8 module 4 horizontal opening	13179	6048
13 module 3 opening	13180	7992
13 module 6 opening	13181	8785
19 module 8 opening	13182	11322

Functional Plaques



Description	Reference	Unit MRP [₹]
Blank - marked for 1 socket 50x50	13135	573
Blank - marked for 1 socket 65x65 or 75x75	13137	573
Intermediate with 65x85 opening	13136	699
Intermediate with one opening for 65x85 & 90x100	13142	1159

Note: For all above Reference MOQ = 1

Please contact Customer Care Center for Stockable and Non stockable status of references.

NORMAL STOCK ITEMS

W.E.F. January 30th, 2023

Wander Plugs



- Conforms to IEC 60309-1 & IEC 60309-2
- PK PratiKa Screw Connect: same orientation of clamp's screws
- External impact strength: IK08
- Glow wire test: 850°C

[In] Rated Current (A)	[Ue] Rated Operational Voltage (V)	Poles Description	Reference	Unit MRP [₹]
PratiKa Screw				
IP44				
16	200...250	2P + E	PKE16M423 <input checked="" type="checkbox"/>	578
		2P + E	PKX16M423 <input type="checkbox"/>	1168
	380...415	3P + E	PKE16M434 <input checked="" type="checkbox"/>	731
3P + N + E		PKE16M435 <input checked="" type="checkbox"/>	762	
32	200...250	2P + E	PKE32M423 <input checked="" type="checkbox"/>	909
		3P + E	PKE32M434	1055
	380...415	3P + N + E	PKE32M435 <input checked="" type="checkbox"/>	1040
IP67				
16	200...250	2P + E	PKE16M723 <input checked="" type="checkbox"/>	1262
		2P + E	PKX16M723 <input type="checkbox"/>	1857
	380...415	3P + E	PKE16M734	1426
3P + N + E		PKE16M735	1524	
32	200...250	2P + E	PKE32M723	1786
		3P + E	PKE32M734 <input checked="" type="checkbox"/>	1927
	380...415	3P + N + E	PKE32M735 <input checked="" type="checkbox"/>	1941
PK (63A & 125A available in IP67 only)				
63	200...250	2P + E	81378	5063
		3P + E	81382 <input checked="" type="checkbox"/>	4827
	380...415	3P + N + E	81383 <input checked="" type="checkbox"/>	4834
125	200...250	2P + E	81390	12929
		3P + E	81394	14765
	380...415	3P + N + E	81395	14765

Note: * Fast Connection

Small Wall Mounted Sockets



- Conforms to IEC 60309-1 & IEC 60309-2
- External impact strength: IK08
- Glow wire test: 850°C

[In] Rated Current (A)	[Ue] Rated Operational Voltage (V)	Poles Description	Reference	Unit MRP [₹]
IP44				
16	200...250	2P + E	PKF16W423	1011
		3P + E	PKF16W434	1173
	380...415	3P + N + E	PKF16W435	1282
32	200...250	2P + E	PKF32W423	1322
		3P + E	PKF32W434	1587
	380...415	3P + N + E	PKF32W435	1675
IP67				
16	200...250	2P + E	PKF16W723	1607
		3P + E	PKF16W734	2018
	380...415	3P + N + E	PKF16W735	2087
32	200...250	2P + E	PKF32W723	2010
		3P + E	PKF32W734	2936
	380...415	3P + N + E	PKF32W735	3894

Note: For all above Reference MOQ = 1

Please contact Customer Care Center for Stockable and Non stockable status of references.

NORMAL STOCK ITEMS

W.E.F. January 30th, 2023

Wall Mounted Sockets



81178



81183

- Conforms to IEC 60309-1 & IEC 60309-2
- Rated operational voltage upto 415V
- Rated operational current upto 125A
- External impact strength: IK08
- Glow wire test: 850°C
- Available only in IP67

[In] Rated Current (A)	[Ue] Rated Operational Voltage (V)	Poles Description	Reference	Unit MRP [₹]
63	200...250	2P + E	81178	6237
		3P + E	81182 ●	6419
	3P + N + E	81183	6511	
125	380...415	3P + E	81194	22493
		3P + N + E	81195	22603

Wander Sockets



PKF16M423



81483



PKF32M735

- PK PratiKa Screw Connect: same orientation of clamp's screws.
- PK PratiKa: 16A & 32A; IP44 & IP67
- External impact strength: IK08
- Glow wire test: 850 °C
- Conforms to IEC 60309-1 & IEC 60309-2

[In] Rated Current (A)	[Ue] Rated Operational Voltage (V)	Poles Description	Reference	Unit MRP [₹]
PratiKa Screw				
IP44				
16	200...250	2P + E	PKF16M423 ✓	800
		2P + E	PKY16M423	882
	380...415	3P + E	PKF16M434	923
		3P + N + E	PKF16M435	1007
32	200...250	2P + E	PKF32M423 ✓	1100
		3P + E	PKF32M434	1335
	380...415	3P + N + E	PKF32M435 ✓	1344
IP67				
16	200...250	2P + E	PKF16M723	1481
		2P + E	PKY16M723 ●	1802
	380...415	3P + E	PKF16M734	1857
		3P + N + E	PKF16M735	1941
32	380...415	2P + E	PKF32M723	2037
		3P + E	PKF32M734	2254
	3P + N + E	PKF32M735	2275	
PK (63A & 125A available in IP67 only)				
63	200...250	2P + E	81478	5514
		3P + E	81482	5563
	380...415	3P + N + E	81483	5653
125	200...250	2P + E	81490	21116
		3P + E	81494	17408
	380...415	3P + N + E	81495	17749

Also Available on Request:

- Patented FAST connect Plugs & Sockets - innovative cabling system that enables connection without stripping the conductor and with absolutely no screws required
- Extra Low Voltage Plugs & Sockets down to 50V

Please contact nearest Schneider Electric Sales Office or Customer Care for Reference and Prices

Note: For all above Reference MOQ = 1

Please contact Customer Care Center for Stockable and Non stockable status of references.

✓ NORMAL STOCK ITEMS

W.E.F. January 30th, 2023

Panel Mounted Sockets - Angled



PKF16F423



PKF32F723



81283

- PK PratiKa Screw Connect: same orientation of clamp's screws
- External impact strength: IK08
- Glow wire test: 850°C
- Conforms to IEC 60309-1 & IEC309-2

[In] Rated Current (A)	[Ue] Rated Operational Voltage (V)	Poles Description	Reference	Unit MRP [₹]
PratiKa Screw				
IP44				
16	200...250	2P + E	PKF16F423 <input checked="" type="checkbox"/>	619
		2P + E	PKY16F423 <input type="checkbox"/>	668
	380...415	3P + E	PKF16F434	923
		3P + N + E	PKF16F435 <input checked="" type="checkbox"/>	984
32	200...250	2P + E	PKF32F423 <input checked="" type="checkbox"/>	1100
	380...415	3P + E	PKF32F434	1276
		3P + N + E	PKF32F435	1271
IP67				
16	200...250	2P + E	PKF16F723 <input checked="" type="checkbox"/>	1166
	380...415	2P + E	PKY16F723 <input type="checkbox"/>	1412
		3P + E	PKF16F734	1328
32	200...250	3P + N + E	PKF16F735 <input checked="" type="checkbox"/>	1344
	380...415	2P + E	PKF32F723	1517
		3P + E	PKF32F734	1773
		3P + N + E	PKF32F735	1802
PK (63A & 125A available in IP67 only)				
63	200...250	2P + E	81278	4979
	380...415	3P + E	81282 <input checked="" type="checkbox"/>	4987
		3P + N + E	81283 <input checked="" type="checkbox"/>	5085
125	200...250	2P + E	81290	16372
	380...415	3P + E	81294	16797
		3P + N + E	81295	16879

Panel Mounted Sockets - Straight



PKF16G423



PKF16G723



81683

- PK PratiKa Screw Connect: same orientation of clamp's screws
- External impact strength: IK08
- Glow wire test: 850°C
- Conforms to IEC 60309-1 & IEC309-2

[In] Rated Current (A)	[Ue] Rated Operational Voltage (V)	Poles Description	Reference	Unit MRP [₹]
PratiKa Screw				
IP44				
16	200...250	2P + E	PKF16G423	701
		2P + E	PKY16G423	909
	380...415	3P + E	PKF16G434	1223
		3P + N + E	PKF16G435	1055
32	200...250	2P + E	PKF32G423	1113
	380...415	3P + E	PKF32G434	1282
		3P + N + E	PKF32G435	1389
IP67				
16	200...250	2P + E	PKF16G723	1173
	380...415	2P + E	PKY16G723 <input type="checkbox"/>	1322
		3P + E	PKF16G734	1613
32	200...250	3P + N + E	PKF16G735	1344
	380...415	2P + E	PKF32G723	1496
		3P + E	PKF32G734	1684
		3P + N + E	PKF32G735	1747
PK (63A & 125A available in IP67 only)				
63	200...250	2P + E	81678	6025
	380...415	3P + E	81682	5036
		3P + N + E	81683	5036
125		3P + N + E	81695	16879

*Fast Connection

Note: For all above Reference MOQ = 1

Please contact Customer Care Center for Stockable and Non stockable status of references.

 NORMAL STOCK ITEMSW.E.F. January 30th, 2023

Sockets with Interlock Switches - for guaranteed safety of operation

- Allows closure of main switch only when the plug is fully inserted in socket - when complete mechanical & electrical connection has occurred
- Plug removal is possible only when the switch is in "off" position

Wall Mounted Sockets with Interlock Switch Unika (w/o protection)



83047

83081

- Switch designed for use in AC 22A class applications
- Conforms to IEC 60309-1 & IEC 60309-2
- Rated operational voltage upto 415V
- Rated operational current upto 32A
- External impact strength: IK08
- Available in IP44 / IP65 versions
- Glow wire test: 750°C

[In] Rated Current (A)	[Ue] Rated Operational Voltage (V)	Poles Description	Reference	Unit MRP [₹]
IP44				
16	200...250	2P + E	83031	8416
	380...415	3P + E	83035	14155
32		3P + N + E	83036	11878
	200...250	2P + E	83042 <input checked="" type="checkbox"/>	10926
	380...415	3P + E	83046	15474
		3P + N + E	83047	12875
IP65				
16	200...250	2P + E	83081	8708
	380...415	3P + E	83085	11991
32		3P + N + E	83086	12235
	200...250	2P + E	83092	11412
	380...415	3P + E	83096	16647
		3P + N + E	83097	13703

Socket with Interlock Switch & DIN Rail Isoblock (4.5 modules)



82754

83796

- Switch designed for use in AC- 22A class applications
- Conforms to IEC 60309-1 & IEC 60309-2
- Provision to DIN mount 4.5 module device
- External impact strength: IK10
- Available in IP65 version
- Glow wire test: 850°C

[In] Rated Current (A)	[Ue] Rated Operational Voltage (V)	Poles Description	Reference	Unit MRP [₹]
16	200...250	2P + E	82754 <input checked="" type="checkbox"/>	10433
	380...415	3P + E	82758	15439
		3P + N + E	82759	15954
32	200...250	2P + E	83791 <input checked="" type="checkbox"/>	12352
	380...415	3P + E	83795	17763
		3P + N + E	83796	14716

Socket with Interlock Switch & DIN Rail Isoblock (6 modules)



82766

82771

- Switch designed for use in AC- 22A class applications
- Conforms to IEC 60309-1 & IEC 60309-2
- Provision to DIN mount 6 module device
- External impact strength: IK10
- Available in IP65 version
- Glow wire test: 850°C

[In] Rated Current (A)	[Ue] Rated Operational Voltage (V)	Poles Description	Reference	Unit MRP [₹]
32	200...250	2P + E	82766	16295
	380...415	3P + E	82770	23213
		3P + N + E	82771	19684
63		3P + E	82782	21957
	380...415	3P + N + E	82783	22027

Note: For all above Reference MOQ = 1

Please contact Customer Care Center for Stockable and Non stockable status of references.

NORMAL STOCK ITEMS

W.E.F. January 30th, 2023

ELECTRA Metal Clad Plugs & Sockets are specially designed incorporating the latest safety, quality and user friendly features.

Construction

- The casting is made from non-corroding die-cast aluminum alloy combining exceptional compactness with high strength
- The design/construction eliminates the possibility of mismatch in fitting of plugs in corresponding sockets
- The floating contacts in the sockets are self-aligning and facilitates smooth plugging in without undue pressure (These can be easily removed for wiring)
- A provision for pilot pin facilitates mechanical interlocking in case of 63A ratings

Human Safety

Specially designed shroud to avoid accidental finger contact with plug-pins while inserting/removing the plug
Similarly, the contact tubes in sockets are deeply recessed to avoid human contact

- The earthing pins ensure that earth connection is made first and broken last, being longer than conducting pins
- The visible earth terminals facilitate easy checking of earth connection
- The cable grip to the plug is made very strong by providing a compression gland and by protecting it at the point of entry by a strong rubber guard

Applications

Industrial, Commercial & Domestic portable equipments like Hand/Power Tools, Industrial Ovens, Welding Sets, Mobile Generators, Furnaces, Ships, Office Machines, Refrigerators, Coolers, Air-Conditioners, Overhead Cranes, Chilling Cabinets, Tile Polishers and Sewing Machines

Plug



Rating (A)	Poles Description	Voltage (V)	MOQ	Reference	Unit MRP [₹]
10	2P	250	30	AP10 <input checked="" type="checkbox"/>	275
20	2P	250	30	AP20 <input checked="" type="checkbox"/>	289
20	3P	440	30	BP20 <input checked="" type="checkbox"/>	384
30	3P	440	20	BP30 <input checked="" type="checkbox"/>	700
63	3P+N+E	440	4	CP63 <input checked="" type="checkbox"/>	3166

Socket



Rating (A)	Poles Description	Voltage (V)	MOQ	Reference	Unit MRP [₹]
10	2P	250	30	AS10 <input checked="" type="checkbox"/>	289
20	2P	250	30	AS20 <input checked="" type="checkbox"/>	308
20	3P	440	30	BS20 <input checked="" type="checkbox"/>	432
30	3P	440	20	BS30 <input checked="" type="checkbox"/>	741
63	3P+N+E	440	4	CS63 <input checked="" type="checkbox"/>	3479

Please contact Customer Care Center for Stockable and Non stockable status of references.

NORMAL STOCK ITEMS

W.E.F. January 30th, 2023

Complete range of switches & sockets suitable for both indoor & outdoor applications like Kitchens, Swimming Pools, Landscape Gardens, Exterior Walls and Other Environmentally Challenged Locations.



56SW116LE-GY



56SW216LE-GY



56SW332LE-GY

Description	IP Rating	Reference	Unit MRP [₹]
Surface Switches			
Single Pole Switches Less Enclosure			
1 Pole 250V 10A	IP66	56SW110LE-GY	3710
1 Pole 250V 16A	IP66	56SW116LE-GY	3476
1 Pole 250V 20A	IP66	56SW120LE-GY	5264
1 Pole 250V 32A	IP66	56SW132LE-GY	6217
Double Pole Switches Less Enclosure			
2 Pole 500V 16A	IP66	56SW216LE-GY	6007
2 Pole 500V 20A	IP66	56SW220LE-GY	6007
2 Pole 500V 32A	IP66	56SW232LE-GY	6974
2 Pole 500V 50A	IP66	56SW250LE-GY	8144
Triple Pole Switches Less Enclosure			
3 Pole 500V 10A	IP66	56SW310LE-GY	5555
3 Pole 500V 16A	IP66	56SW316LE-GY	5795
3 Pole 500V 20A	IP66	56SW320LE-GY	6101
3 Pole 500V 32A	IP66	56SW332LE-GY	7113
3 Pole 500V 50A	IP66	56SW350LE-GY	8207
3 Pole 500V 63A	IP66	56SW363LE-GY	9527
Four Pole Switches Less Enclosure			
4 Pole 500V 20A	IP66	56SW420LE-GY	8054



66CV563-RG



66P563-EO

Description	IP Rating	Reference	Unit MRP [₹]
IP66 Industrial Combination Switch Sockets with Enclosure			
Single Pole Switches Less Enclosure			
500V, 63A with 4 pole switch and 63A 5 Pin Socket	IP66	66CV563-RG	107969
Plug Top 5 Pin 500V 63A	IP66	66P563-EO	32407

Please contact Customer Care Center for Stockable and Non stockable status of references.

NORMAL STOCK ITEMS

W.E.F. January 30th, 2023



56SO316RP-LE-GY-EX



56SO432LE-GY



56SO532LE-GY

Description	IP Rating	Reference	Unit MRP [₹]
Surface Socket Outlets			
3 Pin Sockets Less Enclosure			
3 Pin 250V 16A Indian Standard	IP66	56SO316RP-LE-GY-EX	3499
3 Pin 250V 20A Round Pin	IP66	56SO320LE-GY	5080
3 Pin 250V 32A Round Pin	IP66	56SO332LE-GY	5605
4 Pin Sockets Less Enclosure			
4 Pin 500V 20A Round Pin	IP66	56SO420LE-GY	7515
4 Pin 500V 32A Round Pin	IP66	56SO432LE-GY	8986
4 Pin 500V 50A Round Pin	IP66	56SO450LE-GY	13826
5 Pin Sockets Less Enclosure			
5 Pin 500V 10A Round Pin	IP66	56SO510LE-GY	8121
5 Pin 500V 20A Round Pin	IP66	56SO520LE-GY	8121
5 Pin 500V 32A Round Pin	IP66	56SO532LE-GY	9644
5 Pin 500V 40A Round Pin	IP66	56SO540LE-GY	13914
5 Pin 500V 50A Round Pin	IP66	56SO550LE-GY	14286

*Alternate reference 56SO440-GY (coming soon)



56PA420-EO



56PA532-EO



56CV1520-GY

Description	IP Rating	Reference	Unit MRP [₹]
Plugs			
3 Pin Angle Plugs			
3 Pin 250V 20A Round Pin	IP66	56PA320-EO	5264
3 Pin 250V 32A Round Pin	IP66	56PA332-EO	6023
4 Pin Angle Plugs			
4 Pin 500V 20A Round Pin	IP66	56PA420-EO	6414
4 Pin 500V 32A Round Pin	IP66	56PA432-EO	6677
4 Pin 500V 40A Round Pin	IP66	56PA440-EO	8970
4 Pin 500V 50A Round Pin	IP66	56PA450-EO	7923
5 Pin Angle Plugs			
5 Pin 500V 10A Round Pin	IP66	56PA510-EO	6305
5 Pin 500V 20A Round Pin	IP66	56PA520-EO	6305
5 Pin 500V 32A Round Pin	IP66	56PA532-EO	7284
5 Pin 500V 40A Round Pin	IP66	56PA540-EO	7704
5 Pin 500V 50A Round Pin	IP66	56PA550-EO	7887
Combination Switch Socket Outlet			
IP66 Interlocked Switch Socket with Enclosure			
4 Pin 500V 20A Round Pin	IP66	56CVI420-GY	24114
5 Pin 500V 20A Round Pin	IP66	56CVI520-GY	24932
5 Pin 500V 32A Round Pin	IP66	56CVI532-GY	25160

Please contact Customer Care Center for Stockable and Non stockable status of references.

NORMAL STOCK ITEMS

W.E.F. January 30th, 2023

56 Series



56DB2-GY



56CB4N-GY

Description	IP Rating	Reference	Unit MRP [₹]
Adaptable Enclosures with Gear Tray			
2 Gangpoints, 198X101X140mm	IP66	56DB2-GY	6879
3 Gangpoints, 294X101X140mm	IP66	56DB3-GY	8748
6 Gangpoints, 294X198X140mm	IP66	56DB6-GY	20649
Junction Boxes			
1 Gangpoint, 107X101X90mm	IP66	56JB1-GY	2993
2 Gangpoints, 204X101X90mm	IP66	56JB2-GY	4811
3 Gangpoints, 300X101X90mm	IP66	56JB3-GY	10310
4 Gangpoints, 204X198X90mm	IP66	56JB4-GY	9679

Description	Module Width	Reference	Unit MRP [₹]
Switchgear Cover Assembly			
For 1,2,3 Pole MCB with 4 Pole RCD (max. 4M Width)	4	56CB4N-GY	5714



56FA2-GY



56E2-GY



56E1-GY-EX



56E3-GY

Description	No. of Gangs	Reference	Unit MRP [₹]
Flush Surrounds			
Flush Surround	1	56FA1-GY	2790
Flush Surround	2	56FA2-GY	2815
Flush Surround	3	56FA3-GY	4432
Mounting Enclosures (Back Boxes)			
198X101X63mm	2	56E2-GY	3141
294X101X63mm	3	56E3-GY	4986
198X198X63mm	4	56E4-GY	6414
294X198X63mm	6	56E6-GY	10256
391X198X63mm	8	56E8-GY	13456
391X391X63mm	16	56E16-GY	24381

Please contact Customer Care Center for Stockable and Non stockable status of references.

NORMAL STOCK ITEMS

W.E.F. January 30th, 2023

SWITCH TO STYLE



Perfect solutions for the perfect you



Clipsal X



Opale



Anti-Bacterial
Range

LIVIA
Life. Style.




Avatar On



ZENcelo



Unica Pure



- **Sleek Design** - 2.7mm thin plate with curved body to minimize dust accumulation
- **Stylish Looks** - Soft white texture with glossy finish
- **Robust & Strong** - Innovative honeycomb designed grid plate for extra rigidity
- **Reliable** - High grade heat-resistant polycarbonate and laser marked wiring diagrams. Tested for 4 Lac clicks
- **Easy to Install** - Snap-In / Snap-Out front loading modules and Bigger terminal holes
- **Green & Eco Friendly** - RoHS compliant range

NEW Livia Painted Grey to be launched soon.



Description	Reference for White	Unit MRP [₹]	Box Qty	Reference for Steel Grey	Unit MRP [₹]	Box Qty
Switches						
10AX 1 way switch	P1001	136	20	P1001_PG	190	20
10AX 1 way switch with Indicator lamp	P1081	281	20	P1081_PG	391	20
10AX 2 way switch	P1002	222	20	P1002_PG	276	20
16AX 1 way switch	P1101	239	20	P1101_PG	297	20
16AX 1 way switch with Indicator lamp	P1181	336	20	P1181_PG	388	20
16AX 1 way switch (2M)	P1121	375	10	P1121_PG	496	10
16AX 2 way switch	P1102	329	10	P1102_PG	456	1
20A 1 way switch (1M) with indicator lamp	P11201	303	20	P11201_PG	395	20
20A DP switch with Indicator lamp	P1120	534	20	P1120_PG	749	20
32A DP switch with Indicator lamp	P1132	781	10	P1132_PG	1,023	20
Motor Starter Switch						
25A Motor Starter switch	P1186MS	1,353	1	P1186MS_PG	1,834	1
Bell Push						
10A Bell Push switch	P1005	248	20	P1005_PG	341	10
10A Bell Push switch (2M)	P1025	333	10	P1025_PG	503	10
10A bell push switch with Indicator	P1085	300	20	P1085_PG	419	20
10A bell push switch with Indicator (2M)	P1086	388	10	P1086_PG	542	10
Sockets						
6A 3Pin socket Outlet with shutter (BIS)	P2005NS	264	10	P2005NS_PG	322	10
6A/16A 3-pin Socket Outlet with Shutter	P2106	397	10	P2106_PG	473	10
Fan Regulators & Dimmers						
Step type fan regulator (1M)	P3100	765	10	P3100_PG	966	10
Step type fan regulator (2M)	P3200	889	6	P3200_PG	1,121	10
Dimmer 400W (1M)	P3004	1,421	6	P3004_PG	1,938	6
Dimmer 1000W (2M)	P3012	2,104	6	P3012_PG	2,463	6
USB Charger						
USB Charger	P7002	1,752	10	P7002_PG	2,138	10
Livia - A+C Type USB Charger (1M)	P7003	2842	10	P7003_PG*	3420	10
Accessories						
RJ 11 Telephone outlet with shutter	P4011	218	20	P4011_PG	311	20
RJ 45 Cat 5e Data outlet with shutter	P4045	745	20	P4045_PG	919	20
RJ 45 Cat6 Data outlet with shutter	P4046	829	20	P4046_PG	1,056	20
TV socket	P4500	210	20	P4500_PG	297	20
Blank off unit (1M)	P0001	59	40	P0001_PG	77	40
Foot Lamp with LED	P7001	899	1	P7001_PG	1,108	1
Cord Outlet	P4550	276	20	P4550_PG	339	20
LED Phase Indicator	P5001	372	20	-	-	-
Hotel Series						
DND Switch	P6002	306	20	P6002_PG	373	20
MMR Switch	P6004	306	20	P6004_PG	373	20
DND & MMR Indicator	P6013	863	20	P6013_PG	1,210	20
20A Key Card Switch - Electronic (3M)	P6005	4,685	1	P6005_PG	6,541	1
Cover Plates						
1-2 M Grid & 1 M Cover Frame	P0701	149	15	P0701_PG	203	15
1-2 M Grid & 2 M Cover Frame	P0702	149	15	P0702_PG	186	15
3 M Grid & 3 M Cover Frame	P0703	189	10	P0703_PG	219	10
4 M Grid & 4 M Cover Frame	P0704	219	8	P0704_PG	270	8
6 M Grid & 6 M Cover Frame	P0706	276	5	P0706_PG	357	5
8 M Grid & 8 M Cover Frame - Horizontal	P0708	363	5	P0708_PG	441	5
8 M Grid & 8 M Cover Frame - Square	P0709	438	5	P0709_PG	615	5
9 M Grid & 9M Cover Frame	P07010	412	5	P07010_PG	569	5
12 M Grid & 12 M Cover Frame	P0712	530	5	P0712_PG	657	5
16 M Grid & 16M Cover Frame	P07016	631	5	P07016_PG	753	5
18 M Grid & 18 M Cover Frame	P0718	763	5	P0718_PG	1,071	5

**Livia Dark Grey will be available only till stock last.

Please contact Customer Care Center for Stockable and Non stockable status of references.

NORMAL STOCK ITEMS

W.E.F. January 30th, 2023

Clipsal X - As Stylish As Your World



Xtra STYLE

- Trendy Dual tone colour and finish
- Contemporary sloped design that blends seamlessly with the wall
- Vibrant and youthful colours and textured finishes that can stand out or blend in
- Textured finishes to match most Indian decors – Wood, Slate & Leather

Xtra STRONG

- Made to last for more than 1 Million Clicks
- 10A rated switches to enable Grouping – add as many loads as you want
- UV Stabilized to avoid decoloring

Xtra COMFORT

- Least noise level for unobstrusive switching
- Smooth finish which avoids light reflection off the surface
- Glossy Band making it Easy to Clean
- Large plate overhang to hide wall & paint imperfections



CPX101SW1M_WE

CPX161SWL1M_WE



CPX20DP2M_WE

CPX6BP2M_WE



CPX6SK3PNS_WE

CPXACUSB1P1M_WE



CPX5STFAN2M_WE

CPX21USB1P1M_WE



CPXACUSB1P1M_WE

CPXTVCOAX1M_WE



CPXCORD1M_WE

CPXDNDIN1M_WE



CPXMMRIN1M_WE

CPXKEYCARDSW_WE

Description	Reference for White	Unit MRP (₹)	Pack	Reference for Coke Grey	Unit MRP (₹)	Pack
Switches						
10AX 1 Way Switch	CPX101SW1M_WE	127	20	CPX101SW1M_GY	226	20
10A X1 Way Switch with Indicator	CPX101SWL1M_WE	311	20	CPX101SWL1M_GY	368	1
10AX 2 Way Switch	CPX102SW1M_WE	264	20	CPX102SW1M_GY	319	20
16AX 1 Way Switch	CPX161SW1M_WE	319	1	CPX161SW1M_GY	393	1
16AX 1 Way Switch with Indicator	CPX161SWL1M_WE	419	20	CPX161SWL1M_GY	496	20
16AX 2 Way Switch	CPX162SW1M_WE	423	1	CPX162SW1M_GY	500	20
10AX 1 Way Switch (2M)	CPX101SW2M_WE	350	1	CPX101SW2M_GY	417	10
16AX 1 Way Switch (2M)	CPX161SW2M_WE	449	1	CPX161SW2M_GY	534	10
10AX 1W Switch with Indicator (2M)	CPX101SWL2M_WE	442	1	CPX101SWL2M_GY	528	10
16AX 1W Switch with Indicator (2M)	CPX161SWL2M_WE	516	1	CPX161SWL2M_GY	637	10
20A DP Switch with Indicator (2M)	CPX20DP2M_WE	710	1	CPX20DP2M_GY	828	1
32A DP Switch with Indicator (2M)	CPX32DP2M_WE	1,080	1	CPX32DP2M_GY*	1,634	10
Motor Starter Switch						
25A Motor Starter Switch	CPXMTSTART2M_WE	1,224	10	CPXMTSTART2M_GY	2,267	10
Bell Press						
6A Bell Push	CPX6BP1M_WE	297	20	CPX6BP1M_GY	340	1
6A Bell Push (2M)	CPX6BP2M_WE	451	10	CPX6BP2M_GY	527	1
6A Bell Push with Indicator	CPX6BPL1M_WE	411	1	CPX6BPL1M_GY	491	20
6A Bell Push with Indicator (2M)	CPX6BPL2M_WE	491	1	CPX6BPL2M_GY	558	10
Sockets						
6A 3P Socket Outlet with Shutter (BIS Std.)	CPX6SK3PNS_WE	337	10	CPX6SK3PNS_GY	382	10
6A/16A 3P Socket with Shutter	CPX616SK_WE	510	10	CPX616SK_GY	576	10
Fan Regulators and Dimmers						
5-Step Fan Regulator (2M)	CPX5STFAN2M_WE	1,133	1	CPX5STFAN2M_GY	1,356	5
4-Step Fan Regulator (1M), White	CPX4STFAN1M_WE	1,033	10	CPX4STFAN1M_GY	1,237	10
400W Dimmer (1M)	CPXDIM1M_WE	1,116	1	CPXDIM1M_GY	1,274	1
400W Dimmer (2M)	CPXDIM2M_WE	1,651	1	CPXDIM2M_GY	2,065	1
1200W Dimmer	CPXDIM2M_1200_WE	2,125	1	CPXDIM2M_1200_GY	2,548	5
USB Chargers						
2.1A USB Charger (1M)	CPX21USB1P1M_WE	1,836	1	CPX21USB1P1M_GY	2,168	1
2.1A USB Charger (2M)	CPX21USB2P2M_WE	2,585	15	CPX21USB2P2M_GY	3,716	15
2.4A A+C USB Charger(1M)	CPXACUSB1P1M_WE	3,134	10	CPXACUSB1P1M_GY	3,382	10
Accessories						
RJ11 Tel Outlet, No Shutter	CPXRJ11NS1M_WE	276	5	CPXRJ11NS1M_GY	334	5
RJ11 Tel Outlet with Shutter	CPXRJ11_1M_WE	267	5	CPXRJ11_1M_GY	319	5
Twin RJ11 Tel Outlets (1M)	CPXRJ11TW1M_WE	415	12	CPXRJ11TW1M_GY	506	12
RJ45 Data Outlet with Shutter	CPXRJ451M_WE	913	12	CPXRJ451M_GY	1,070	12
TV Socket	CPXTVCOAX1M_WE	250	5	CPXTVCOAX1M_GY	305	5
RJ45 Cover for Keystone Type	CPXRJ45KS1M_WE	313	5	CPXRJ45KS1M_GY	384	5
Gripped Cord Outlet	CPXCORD1M_WE	298	5	CPXCORD1M_GY	342	10
Foot Light with LED	CPXFTLP2M_WE	1,172	-	CPXFTLP2M_GY	1,393	-
Buzzer	CPXBUZZ2M_WE	1,224	-	CPXBUZZ2M_GY	1,283	2
Blank Off Unit (1M)	CPXBLANK1M_WE	70	-	CPXBLANK1M_GY	94	5
Neon Phase Indicator						
Neon Phase Indicator (Green)	CPXPHASEG1M	438	12	-	-	-
Neon Phase Indicator (Red)	CPXPHASER1M	438	12	-	-	-
Neon Phase Indicator (Red)	CPXPHASEY1M	438	12	-	-	-
Hotel Series						
DND Indicator	CPXDNDIN1M_WE	650	12	-	-	-
DND Switch	CPXDNDSW1M_WE	510	1	CPXDNDSW1M_GY	603	1
MMR Indicator	CPXMMRIN1M_WE	650	12	-	-	-
MMR Switch	CPXMMRSW1M_WE	510	1	CPXMMRSW1M_GY	603	20
16A Electronic Keycard Switch	CPXKEYCARDSW_WE	5,926	1	CPXKEYCARDSW_GY	6,686	1
Shaver Socket Horizontal	CPXSHAVER_WE	6,126	1	CPXSHAVER_GY	7,227	1

Please contact Customer Care Center for Stockable and Non stockable status of references.

NORMAL STOCK ITEMS

W.E.F. January 30th, 2023

Clipsal X - As Stylish As Your World



White



Coke Grey



Metallic Copper



Charcoal Black

Description	Reference for White	Unit MRP [₹]	Pack	Reference for Coke Grey	Unit MRP [₹]	Pack	Reference for Metallic Copper	Unit MRP [₹]	Pack	Reference for Charcoal Black	Unit MRP [₹]	Pack
Cover Plates												
1M or 2M Grid & 1M Cover Frame	CPXCP1M_WE	173	1	CPXCP1M_GY	296	10	CPXCP1M_MC	344	10	CPXCP1M_CB	344	10
1M or 2M Grid & 2M Cover Frame	CPXCP2M_WE	187	10	CPXCP2M_GY	319	10	CPXCP2M_MC	373	10	CPXCP2M_CB	373	10
3M Grid & 3M Cover Frame	CPXCP3M_WE	215	10	CPXCP3M_GY	363	10	CPXCP3M_MC	426	10	CPXCP3M_CB	426	10
3M Uni Grid & 3M Cover Frame	CPXCP3MU_WE	255	10	CPXCP3MU_GY	451	10	CPXCP3MU_MC	484	1	CPXCP3MU_CB	505	1
4M Grid & 4M Cover Frame	CPXCP4M_WE	253	1	CPXCP4M_GY	429	10	CPXCP4M_MC	501	10	CPXCP4M_CB	501	10
6M Grid & 6M Cover Frame	CPXCP6M_WE	367	5	CPXCP6M_GY	623	5	CPXCP6M_MC	729	1	CPXCP6M_CB	729	1
8M Grid & 8M Cover Frame, Horizontal	CPXCP8ML_WE	454	1	CPXCP8ML_GY	772	5	CPXCP8ML_MC	903	5	CPXCP8ML_CB	903	5
8M Grid & 8M Cover Frame, Square	CPXCP8MSQ_WE	491	1	CPXCP8MSQ_GY	955	1	CPXCP8MSQ_MC	1066	1	CPXCP8MSQ_CB	1066	1
9M Cover Frame	CPXCP9M_WE	484	5	CPXCP9M_GY	817	5	-	-	-	-	-	-
9M Grid & 9M Cover Frame	-	-	-	-	-	-	-	-	-	CPXCP9M_CB	1235	5
12M Grid & 12M Cover Frame	CPXCP12M_WE	555	1	CPXCP12M_GY	1120	1	CPXCP12M_MC	1254	5	CPXCP12M_CB	1254	5
16M Cover Frame	CPXCP16M_WE	668	5	CPXCP16M_GY	1090	5	-	-	-	-	-	-
18M Grid & 18M Cover Frame	CPXCP18M_WE	858	5	-	-	-	-	-	-	-	-	-

Please contact Customer Care Center for Stockable and Non stockable status of references.

NORMAL STOCK ITEMS

W.E.F. January 30th, 2023


Clipsal X - As Stylish As Your World



Sheesham



Rich Leather



Slate

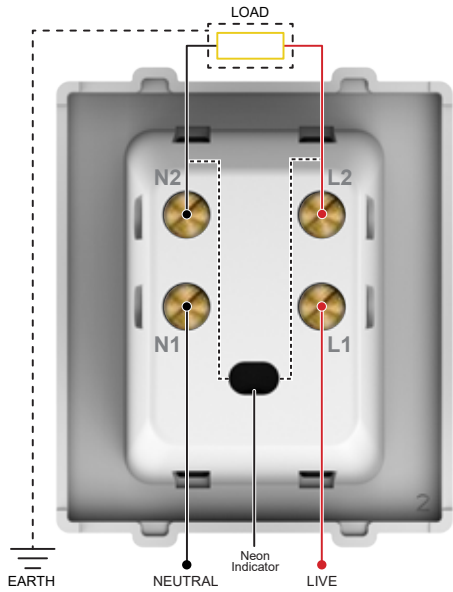
Description	Reference for Sheesham	Unit MRP [₹]	Pack	Reference for Metallic Rich Leather	Unit MRP [₹]	Pack	Reference for Slate	Unit MRP [₹]	Pack
Cover Plates									
1M or 2M Grid & 1M Cover Frame	CPXCP1M_SH	544	10	CPXCP1M_RL	544	10	CPXCP1M_SL	544	10
1M or 2M Grid & 2M Cover Frame	CPXCP2M_SH	589	1	CPXCP2M_RL	589	1	CPXCP2M_SL	589	1
3M Grid & 3M Cover Frame	CPXCP3M_SH	673	10	CPXCP3M_RL	673	10	CPXCP3M_SL	673	10
3M Uni Grid & 3M Cover Frame	CPXCP3MU_SH	764	1	CPXCP3MU_RL	797	1	CPXCP3MU_SL	764	1
4M Grid & 4M Cover Frame	CPXCP4M_SH	792	1	CPXCP4M_RL	792	1	CPXCP4M_SL	792	1
6M Grid & 6M Cover Frame	CPXCP6M_SH	1150	1	CPXCP6M_RL	1150	1	CPXCP6M_SL	1150	1
8M Grid & 8M Cover Frame, Horizontal	CPXCP8ML_SH	1427	5	CPXCP8ML_RL	1427	5	CPXCP8ML_SL	1427	5
8M Grid & 8M Cover Frame, Square	CPXCP8MSQ_SH	1685	1	CPXCP8MSQ_RL	1685	1	CPXCP8MSQ_SL	1685	1
12M Grid & 12M Cover Frame	CPXCP12M_SH	1979	5	CPXCP12M_RL	1979	5	CPXCP12M_SL	1979	5

Please contact Customer Care Center for Stockable and Non stockable status of references.

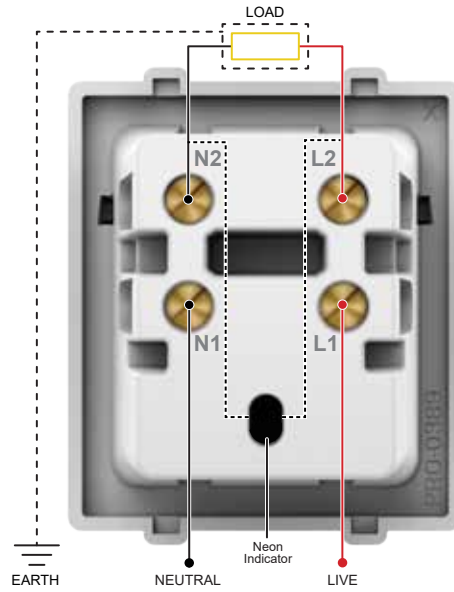
NORMAL STOCK ITEMS

W.E.F. January 30th, 2023

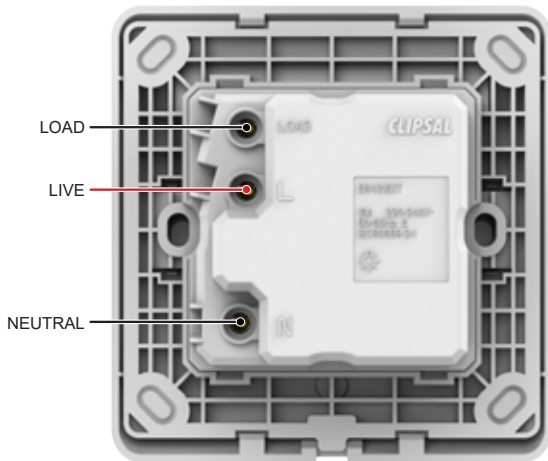
Wiring Diagram Clipsal X



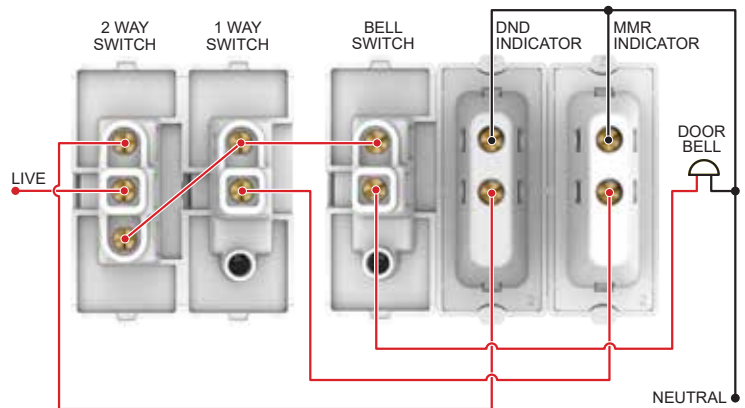
> 20A DP Switch with Indicator (2M)
CPX20DP2M_WE, CPX20DP2M_GY



> 32A DP Switch with Indicator (2M)
CPX32DP2M_WE, CPX32DP2M_GY



> 16A Electronic Keycard Switch
CPXKEYCARDSW_WE, CPXKEYCARDSW_GY



> DND Switch > MMR Switch
> DND Indicator > MMR indicator
CPXDND1M_WE, CPXDND1M_GY,
CPXMMRSW1M_WE, CPXMMRSW1M_GY,
CPXDNDIN1M_WE, CPXMMRIN1M_WE

Please contact Customer Care Center for Stockable and Non stockable status of references.

☑ NORMAL STOCK ITEMS

W.E.F. January 30th, 2023

Opale - Switches with Satin Finish



- **Patented Smooth Satin Finish** - Scratch Resistant, Easy to Clean & Prevents light reflection off surface
- **Safe to Use** - High grade flame retardant polycarbonate material & Child Proof sockets with unique shutter design
- **Hassle Free Operation** - 'Soft sound' switches with Gold plated Data Socket contacts for better connection
- **Easy to Install** - Snap-In / Snap-Out front loading modules and terminals with indented screws
- **Green & Eco Friendly** - RoHS compliant range



X1001WH



X1286WH



X1186WH



X1005WH



X1085WH



X2005WHNS



X2106WH



X4020WH



X3200WH



X3104WH



X4010WH



X7003WH



X5001



X5002

Description	Reference for White	Unit MRP [₹]	Pack	Reference for Coke Grey	Unit MRP [₹]	Pack
Switches						
6AX 1 way switch	X1001WH	227	20	AAKY1001	288	20
6AX 1 way switch with Indicator lamp	X1081WH	392	20	AAKY1081	464	20
6AX 2 way switch	X1002WH	313	20	AAKY1002	421	20
16AX 1 way switch	X1101WH	365	20	AAKY1101	457	20
16AX 1 way switch with Indicator lamp	X1181WH	512	20	AAKY1181	604	20
16AX 2 way switch	X1102WH	492	20	AAKY1102	631	20
6AX 1 way switch (2M)	X1021WH	431	10	AAKY1021	666	10
16AX 1 way switch (2M)	X1121WH	520	10	AAKY1121	671	10
6AX 1 way switch	X1001WH	227	20	-	-	-
16AX 1 way switch with Indicator (2M)	X1128WH	650	10	AAKY1128	982	10
20A DP switch with Indicator (2M)	X1286WH	846	10	AAKY1286	1,090	10
32A DP switch (2M)	AAKX1232	1,259	10	-	-	-
Motor Starter Switch						
25A Motor Starter switch	X1186WH	2,201	10	AAKY1186	2,864	10
Bell Push						
6A Bell Push	X1005WH	353	20	AAKY1005	469	20
6A Bell Push (2M)	X1025WH	506	10	AAKY1025	666	10
6A Bell Push with Indicator	X1085WH	509	20	AAKY1085	790	20
6A Bell Push with Indicator (2M)	X1086WH	579	10	AAKY1086	894	10
Sockets						
6A 3Pin Socket outlet with Shutter (BIS)	X2005WHNS	384	10	AAKY2005NS	464	10
6A/16A 3-Pin Socket Outlet with Shutter	X2106WH	588	10	AAKY2106	700	10
16A 3-Pin Socket Outlet with Shutter	X2103WH	661	10	AAKY2103	861	10
Fan Regulators & Dimmers						
Step Fan Regulator (1M)	X3100WH	985	10	AAKY3100	1,206	10
Step type fan regulator (2M)	X3200WH	1,381	5	AAKY3200	1,651	5
Dimmer 400W (1M)	X3104WH	1,236	10	AAKY3104	1,608	10
Dimmer 400W (2M)	X3004WH	1,923	5	AAKY3004	3,182	5
USB Chargers						
2 Gang USB Charger - 2.1A (2M)	X7003WH	3,635	15	AAKY7003	4,332	15
Accessories						
RJ11 Telephone outlet (no shutter)	X4010WH	318	10	-	390	-
RJ11 Telephone outlet with shutter	X4011WH	316	10	AAKY4011	421	10
Twin RJ11 Telephone outlets (no shutter) (1M)	X4020WH	482	10	AAKY4020	813	20
RJ45 Data Outlet with shutter	X4045WH	1,088	20	AAKY4045	1,303	20
TV Socket	X4500WH	296	10	AAKY4500	401	10
RJ45 Cover for Key Stone Type	X4050WH	395	10	AAKY4050	480	-
Gripped Cord Outlet	X4550WH	357	10	-	396	-
Buzzer	X3300WH	1,353	2	AAKY3300	1,617	2
Blank off unit (1M)	X0001WH	84	10	AAKY0001	119	20
Neon Phase Indicator (Red)	X5001	512	20	-	-	-
Neon Phase Indicator (Green)	X5002	554	20	-	-	-
Neon Phase Indicator (Yellow)	X5003	554	20	-	-	-

Please contact Customer Care Center for Stockable and Non stockable status of references.

✓ NORMAL STOCK ITEMS

W.E.F. January 30th, 2023

Opale - Switches with Satin Finish



AAKX6002 + AAKX6004 + X0702



AAKX6006 + X0703



AAKX6005

Description	Reference	Unit MRP [₹]	Pack
Hotel Series*			
DND Panel	AAKX6001	861	20
DND Switch	AAKX6002	671	20
MMR Panel	AAKX6003	813	20
MMR Switch	AAKX6004	671	20
Key Tag Switch (Mechanical Type 20 A)	AAKX6005	1,617	1
Shaver Socket	AAKX6006	7,137	1

*Available in white colour only



X0733WH



AAKX0744



AAKX0754

Description	Reference for White	Unit MRP [₹]	Pack	Reference for Coke Grey	Unit MRP [₹]	Pack	Reference for Matt Silver	Unit MRP [₹]	Pack	Reference for Matt Gold	Unit MRP [₹]	Pack
Cover Plates												
1-2 M Grid & 1 M Cover Frame	X0701	207	10	AAKY0801	273	10	AAKX0741	676	10	AAKX0751	676	10
1-2 M Grid & 2 M Cover Frame	X0702	219	10	AAKY0802	287	10	AAKX0742	570	10	AAKX0752	570	10
3 M Grid & 3 M Cover Frame	X0703	259	10	AAKY0803	316	10	AAKX0743	681	10	AAKX0753	681	10
3 M Universal Grid & 3 M Cover Frame	X0733WH	372	10	AAKY0833	567	10	AAKX0744	868	10	AAKX0754	868	10
4 M Grid & 4 M Cover Frame	X0704	304	10	AAKY0804	406	10	AAKX0745	813	10	AAKX0755	1,036	10
6 M Grid & 6 M Cover Frame	X0706	423	5	AAKY0806	502	5	AAKX0746	1,284	5	AAKX0756	1,008	5
8 M Grid & 8 M Cover Frame - Horizontal	X0708	551	5	AAKY0808	654	5	AAKX0747	1,673	5	AAKX0757	1,313	5
8 M Grid & 8 M Cover Frame - Square	X0709	651	5	AAKY0809	845	5	AAKX0748	1,673	5	AAKX0758	1,673	5
12 M Grid & 12 M Cover Frame	X0712	766	5	AAKY0812	991	5	AAKX0749	2,288	5	AAKX0759	1,795	5
18 M Grid & 18 M Cover Frame	AAKX0718	998	5	-	-	-	-	-	-	-	-	

Please contact Customer Care Center for Stockable and Non stockable status of references.

NORMAL STOCK ITEMS

W.E.F. January 30th, 2023

Unica Pure - Irresistibly Beautiful



Wood




Glass



Metal Rhodium Black



Sandy Beige



Polar White



Volcanic Grey



Pearl Black



Pewter Grey



Oak

Irresistibly Beautiful

- Authentic finishes - developed from the high quality natural material
- Ingenious Design - Demarcated dolly depicting clear on/off mode of the switch
- Modish Colors - perfectly gel with neutral, accent wall colors and blends perfectly with any decor

Irresistibly Safe & Sturdy

- Self Piercing Terminal - ensuring completely safe, robust and fast installation
- Facile & Guarded Technology - reduces tension in the switch rocker & increases the longevity of the switch
- Plated metal with Plastic over molded Gridplate - Robust, rigid & shock proof gridplate, ensuring durable installation on the metal box

Irresistibly Easy

- Key Hole Feature - Angular and linear adjustments of the gridplate can be easily achieved
- Revolutionary Ease of Mounting with Indicators & Markings

Irresistibly Sustainable

- Green Premium - Complies to HIGHEST INTERNATIONAL STANDARD of Green
- Certification for manufactured products (RoHS, REACH, PEP, EoLI) and is 100% Recyclable

Irresistibly Innovative

- Future Ready - Features of Voice & Mobile control to fit with smart homes

Irresistibly Versatile


- One Stop Shop - Extensive range covering residential, office, commercial or hospitality
- **Intermediate switches to control multiple 2way switches**

Unica Pure switches with six patented technologies




Life Guarded Sockets

Eliminate possibility of Single Pin Insertion making it extra safe for children



Facile & Guarded Technology

Reduces tension in the switch rocker & increases the longevity of the switch




Key Hole Feature

Angular and linear adjustments of the gridplate can be easily achieved



Adjoining (V) Feature Technology

Ensuring perfect alignment of switches



Self-piercing Terminal

Ensuring completely safe, robust and fast installation

Please contact Customer Care Center for Stockable and Non stockable status of references.

☑ NORMAL STOCK ITEMS

W.E.F. January 30th, 2023

Unica Pure - Irresistibly Beautiful




UNS61SW1M_WE

UNS161SWL1M_WE



UNS162MSWL1M_WE

UNS10SW1M_WE



UNS6SK3P2MNS_WE

UNS616SK2M_WE



UNS162SW2M_WE

UNSMTSTART2M_WE



UNS21USB2P2M_WE

UNS21USB1P1M_WE



UNS5STFAN2M_WE

UNSLEDDIM1M_WE



UNSEMERGENCY2M_WE UNSACUSB1P1M_WE



UNSHDMI_WE

UNSCPTVDIG1M_WE



UNSSKTLT2M_WE

UNSDM1M

Description	Reference for Polar White	Unit MRP [₹]	Pack	Reference for Volcanic Grey	Unit MRP [₹]	Pack
6A Switches						
6AX 1 Way Switch	UNS61SW1M_WE	214	20	UNS61SW1M_GY	246	20
6AX 1 Way Switch With Indicator	UNS61SWL1M_WE	373	20	UNS61SWL1M_GY	428	20
6AX 2 Way Switch	UNS62SW1M_WE	305	10	UNS62SW1M_GY	341	10
6A Intermediate Switches						
10AX Intermediate Switch	UNS10SW1M_WE	1,337	1	UNS10SW1M_GY	1,612	1
16AX Switches						
16AX 1 Way Switch	UNS161SW1M_WE	356	20	UNS161SW1M_GY	416	20
16AX 1 Way Switch With Indicator	UNS161SWL1M_WE	426	20	UNS161SWL1M_GY	496	20
16AX 2 Way Switch, Polar White	UNS162SW1M_WE	463	10	UNS162SW1M_GY	545	10
16A Master Switch, 2 Way, With Locator & Label	UNS162MSWL1M_WE	1,069	20	UNS162MSWL1M_GY	1,263	1
16Ax 2 Way 2M Switch	UNS162SW2M_WE	463	10	UNS162SW2M_GY	550	10
Double Pole Switches						
20A Double Pole Switch With Indicator	UNS20DP2M_WE	843	10	UNS20DP2M_GY	992	1
32A Double Pole Switch With Indicator	UNS32DP2M_WE	1,289	10	UNS32DP2M_GY	1,537	10
Motor Starter Switch						
Motor Starter	UNSMTSTART2M_WE	1,884	10	UNSMTSTART2M_GY	2,229	10
Bell Switches						
6A Bellpress, 1M	UNS6BP1M_WE	316	20	UNS6BP1M_GY	370	20
6A Bellpress With Indicator, 1M	UNS6BPL1M_WE	429	20	UNS6BPL1M_GY	510	1
6A Bellpress, 2M, Polar White	UNS6BP2M_WE	426	10	UNS6BP2M_GY	500	1
6A Bellpress With Indicator, 2M	UNS6BPL2M_WE	525	10	UNS6BPL2M_GY	616	1
6A Sockets						
6A 3PIN Sockets outlet with Shutter (BIS)	UNS6SK3P2MNS_WE	450	10	UNS6SK3P2MNS_GY	496	10
6/16A Sockets						
6/16A Socket	UNS616SK2M_WE	527	10	UNS616SK2M_GY	655	10
USB Chargers						
2.1A 5V USB Charger, 2 Module	UNS21USB2P2M_WE	3,138	10	UNS21USB2P2M_GY	3,709	1
2.1A 5V USB Charger, 1 Module	UNS21USB1P1M_WE	2,210	20	UNS21USB1P1M_GY	2,620	20
2.4A 5V A+C USB Charger, 1 Module	UNSACUSB1P1M_WE	3,410	10	UNSACUSB1P1M_GY	3,834	10
Blank Plates						
Single Module Blank Plate	UNSBLANK1M_WE	77	20	UNSBLANK1M_GY	85	20
Fan Regulators						
4 Steps 360 Deg Fan Regulator, 1M	UNS4STFAN1M_WE	924	20	UNS4STFAN1M_GY	1,071	20
5 Steps 360 Deg Fan Regulator, 2M	UNS5STFAN2M_WE	1,465	10	UNS5STFAN2M_GY	1,653	10
Dimmers						
400W Dimmer for Incandescent, 1M	UNSDIM1M_WE	1,379	10	UNSDIM1M_GY	2,062	10
100W Dimmer for LED, 1M	UNSLEDDIM1M_WE	4,708	1	UNSLEDDIM1M_GY	5,625	10
Emergency Light Indicator						
Emergency Light Module*	UNSEMERGENCY2M_WE	9,894	1	-	-	-
Network, Connectivity & Media Series						
RJ 11 (WITH Shutter)	UNSRJ11_1M_WE	293	20	UNSRJ11_1M_GY	345	20
RJ 45 (WITH Shutter), Cat 6	UNSRJ45_1M_WE	1,071	20	UNSRJ45_1M_GY	1,240	20
TV Socket Coaxial	UNSTVCOAX1M_WE	303	20	UNSTVCOAX1M_GY	361	20
Volume Control	UNSVOLCTRL2M_WE	2,343	10	UNSVOLCTRL2M_GY	2,793	10
HDMI	UNSHDMI_WE	1,997	20	UNSHDMI_GY	2,252	20
TV Socket Digital (F-Connector)	UNSCPTVDIG1M_WE	337	1	UNSCPTVDIG1M_GY	405	10
Shaver Socket	UNSSHAYER_WE	7124	1	UNSSHAYER_GY	8391	1
PIR Motion Sensor*	UNSPIR_WE	9084	4	-	-	-
1 Socket + 1 Switch Prewired, 3M, Polar White	UNS1SK1SW3M_WE	1679	1	-	-	-

Please contact Customer Care Center for Stockable and Non stockable status of references.

✓ NORMAL STOCK ITEMS

W.E.F. January 30th, 2023

Unica Pure - Irresistibly Beautiful



UNSEKCSW_WE



UNSCURTAINSW2M_WE



UNSSHAVER_WE



UNSPIR_WE



UNSPHASEG1M



UNSPHASER1M

Description	Reference for Polar White	Unit MRP [₹]	Pack	Reference for Volcanic Grey	Unit MRP [₹]	Pack
Hotel Series*						
Skirt Light with LED, 2M	UNSSKTLT2M_WE	1,311	10	UNSSKTLT2M_GY	1,535	10
Buzzer	UNSBUZZER1M_WE	2,057	10	UNSBUZZER1M_GY	2,255	10
Cord Outlet	UNSCORD1M_WE	381	20	UNSCORD1M_GY	424	20
Door Chime	UNSCHIME2M_WE	539	10		-	-
DND / MMR Indicator*	UNSDM1M	1,416	20		-	-
DND/MMR Indicator v.2	UNSDM1M_WE	1,637		UNSDM1M_GY	1,870	
DND Switch	UNSDNDSW1M_WE	564	10	UNSDNDSW1M_GY	688	10
MMR Switch	UNSMMRSW1M_WE	564	10	UNSMMRSW1M_GY	688	10
Electronic Keycard Switch, White	UNSEKCSW_WE	7,421	5	UNSEKCSW_GY	8,578	5
Electronic Keycard Switch, Sandy Beige	UNSEKCSW_CL	7,568	5	UNSEKCSW_CD	7,466	5
Curtain Control Switch	UNSCURTAINSW2M_WE	928	10	UNSCURTAINSW2M_GY	1,076	10

Description	Reference	Unit MRP [₹]	Pack
LED Phase Indicator			
LED Phase Indicator, Red	UNSPHASER1M	484	20
LED Phase Indicator, Green	UNSPHASEG1M	484	20
LED Phase Indicator, Yellow	UNSPHASEY1M	484	20

Please contact Customer Care Center for Stockable and Non stockable status of references.

NORMAL STOCK ITEMS

W.E.F. January 30th, 2023

Unica Pure - Irresistibly Beautiful



UNPGP2M



UNPGP6M

Description	Reference for Gridplate	Unit MRP [₹]	Pack
Cover Plates			
2Module Gridplate (Fixing Frame) Only	UNPGP2M	170	4
3Module Gridplate (Fixing Frame) Only	UNPGP3M	208	9
4Module Gridplate (Fixing Frame) Only	UNPGP4M	239	8
6Module Gridplate (Fixing Frame) Only	UNPGP6M	324	9
8M Gridplate (Fixing Frame) Only, Linear	UNPGP8ML	335	9
8M Gridplate (Fixing Frame) Only, Square	UNPGP8MSQ	429	6
12Module Gridplate (Fixing Frame) Only	UNPGP12M	500	6



UNPSP2M_WD



UNPSP6M_WD

Description	Reference for Oak Wood	Unit MRP [₹]	Pack
Cover Plates			
1 Module Wood Cover Frame Only	UNPSP1M_WD	2,406	6
2 Module Wood Cover Frame Only	UNPSP2M_WD	2,557	6
3 Module Wood Cover Frame Only	UNPSP3M_WD	3,165	6
4 Module Wood Cover Frame Only	UNPSP4M_WD	3,662	6
6 Module Wood Cover Frame Only	UNPSP6M_WD	5,226	3
8 Module Wood Cover Frame Only, Linear	UNPSP8ML_WD	6,350	3
8 Module Wood Cover Frame Only, Square	UNPSP8MSQ_WD	7,576	6
12 Module Wood Cover Frame Only	UNPSP12M_WD	10,129	6



UNPSP2M_GW



UNPSP6M_GW

Description	Reference for Aqua Glass	Unit MRP [₹]	Pack
Cover Plates			
1Module Aqua Glass Cover Frame Only	UNPSP1M_GW	1,337	6
2Module Aqua Glass Cover Frame Only	UNPSP2M_GW	1,504	6
3Module Aqua Glass Cover Frame Only	UNPSP3M_GW	1,693	6
4Module Aqua Glass Cover Frame Only	UNPSP4M_GW	1,769	6
6Module Aqua Glass Cover Frame Only	UNPSP6M_GW	3,196	3
8M Aqua Glass Cover Frame Only, Linear	UNPSP8ML_GW	3,632	3
8M Aqua Glass Cover Frame Only, Square	UNPSP8MSQ_GW	4,600	6
12Module Aqua Glass Cover Frame Only	UNPSP12M_GW	5,705	6

Please contact Customer Care Center for Stockable and Non stockable status of references.

NORMAL STOCK ITEMS

W.E.F. January 30th, 2023

Unica Pure - Irresistibly Beautiful



UNPSP2M_GB



UNPSP6M_GB

Description	Reference for Pearl Black Glass	Unit MRP [₹]	Pack
Cover Plates			
1M Pearl Black Glass Cover Frame Only	UNPSP1M_GB	1,583	6
2M Pearl Black Glass Cover Frame Only	UNPSP2M_GB	1,780	6
3M Pearl Black Glass Cover Frame Only	UNPSP3M_GB	1,935	6
4M Pearl Black Glass Cover Frame Only	UNPSP4M_GB	2,097	6
6M Pearl Black Glass Cover Frame Only	UNPSP6M_GB	3,770	3
8M Pearl Black Glass CF Only, Linear	UNPSP8ML_GB	4,279	3
8M Pearl Black Glass CF Only, Suare	UNPSP8MSQ_GB	5,421	6
12M Pearl Black Glass Cover Frame Only	UNPSP12M_GB	6,714	6



UNPSP2M_ML



UNPSP6M_ML

Description	Reference for Pewter Grey Metal	Unit MRP [₹]	Pack
Cover Plates			
1 Module Pw Grey Metal Cover Frame Only	UNPSP1M_ML	2,377	6
2 Module Pw Grey Metal Cover Frame Only	UNPSP2M_ML	2,638	6
3 Module Pw Grey Metal Cover Frame Only	UNPSP3M_ML	3,002	6
4 Module Pw Grey Metal Cover Frame Only	UNPSP4M_ML	3,156	6
6 Module Pw Grey Metal Cover Frame Only	UNPSP6M_ML	5,589	3
8Module Pw Grey Metal CF Only, Linear	UNPSP8ML_ML	6,297	3
8 Module Pw Grey Metal CF Only, Suare	UNPSP8MSQ_ML	7,998	6
12Module Pw Grey Metal Cover Frame Only	UNPSP12M_ML	9,921	6



UNPSP2M_MD



UNPSP6M_MD

Description	Reference for Black Metal	Unit MRP [₹]	Pack
Cover Plates			
1Module Rh Black Metal Cover Frame Only	UNPSP1M_MD	2,377	6
2Module Rh Black Metal Cover Frame Only	UNPSP2M_MD	2,638	6
3Module Rh Black Metal Cover Frame Only	UNPSP3M_MD	3,002	6
4Module Rh Black Metal Cover Frame Only	UNPSP4M_MD	3,156	6
6Module Rh Black Metal Cover Frame Only	UNPSP6M_MD	5,589	3
8Module Rh Black Metal CF Only, Linear	UNPSP8ML_MD	6,297	3
8 Module Rh Black Metal CF Only, Suare	UNPSP8MSQ_MD	7,998	6
12M Rh Black Metal Cover Frame Only	UNPSP12M_MD	9,921	6

Please contact Customer Care Center for Stockable and Non stockable status of references.

NORMAL STOCK ITEMS

W.E.F. January 30th, 2023

Unica Pure - Irresistibly Beautiful



UNPCP3M_GW



UNPCP6M_GW



UNPCP3M_GB



UNPCP6M_GB

Description	Reference for Aqua Glass	Unit MRP [₹]	Pack	Reference for Pearl Black Glass	Unit MRP [₹]	Pack
Cover Plates						
1 Module Glass Surround and Gridplate	UNPCP1M_GW*	1,512	6	UNPCP1M_GB*	1,758	6
2 Module Glass Surround and Gridplate	UNPCP2M_GW*	1,679	6	UNPCP2M_GB*	1,955	6
3 Module Glass Surround and Gridplate	UNPCP3M_GW*	1,907	6	UNPCP3M_GB*	2,149	6
4 Module Glass Surround and Gridplate	UNPCP4M_GW*	2,015	6	UNPCP4M_GB*	2,344	6
6 Module Glass Surround and Gridplate	UNPCP6M_GW*	3,529	3	UNPCP6M_GB*	4,104	3
8 Module Glass Surround and Gridplate, Linear	UNPCP8ML_GW*	3,977	3	UNPCP8ML_GB*	4,623	3
8 Module Glass Surround and Gridplate, Square	UNPCP8MSQ_GW*	5,041	3	UNPCP8MSQ_GB*	5,862	6
12 Module Glass Surround and Gridplate	UNPCP12M_GW*	6,219	6	UNPCP12M_GB*	7,228	6



UNSCP3M_CL



UNSCP6M_CL



UNSCP3M_GY



UNSCP6M_GY

Description	Reference for Pewter Grey Metal	Unit MRP [₹]	Pack	Reference for Rhodium Black Metal	Unit MRP [₹]	Pack
Cover Plates						
1 Module Metal Surround and Gridplate	UNPCP1M_ML*	2,552	6	UNPCP1M_MD*	2,552	6
2 Module Metal Surround and Gridplate	UNPCP2M_ML*	2,813	6	UNPCP2M_MD*	2,813	6
3 Module Metal Surround and Gridplate	UNPCP3M_ML*	3,216	6	UNPCP3M_MD*	3,216	6
4 Module Metal Surround and Gridplate	UNPCP4M_ML*	3,402	6	UNPCP4M_MD*	3,402	6
6 Module Metal Surround and Gridplate	UNPCP6M_ML*	5,923	3	UNPCP6M_MD*	5,923	3
8 Module Metal Surround and Gridplate, Linear	UNPCP8ML_ML*	6,642	3	UNPCP8ML_MD*	6,642	3
8 Module Metal Surround and Gridplate, Square	UNPCP8MSQ_ML*	8,440	3	UNPCP8MSQ_MD*	8,440	3
12 Module Metal Surround and Gridplate	UNPCP12M_ML*	10,435	6	UNPCP12M_MD*	10,435	6

*all real material combined plates shall be discontinued once the existing stock is exhausted.

Please contact Customer Care Center for Stockable and Non stockable status of references.

NORMAL STOCK ITEMS

W.E.F. January 30th, 2023

Unica Pure - Irresistibly Beautiful



UNPCP3M_WD



UNPCP6M_WD

Description	Reference for Oak Wood	Unit MRP [₹]	Pack
Real Material Cover Plates			
1 Module Wood Surround and Gridplate	UNPCP1M_WD*	2,581	6
2 Module Wood Surround and Gridplate	UNPCP2M_WD*	2,732	6
3 Module Wood Surround and Gridplate	UNPCP3M_WD*	3,379	6
4 Module Wood Surround and Gridplate	UNPCP4M_WD*	3,909	6
6 Module Wood Surround and Gridplate	UNPCP6M_WD*	5,560	3
8 Module Wood Surround and Gridplate, Linear	UNPCP8ML_WD*	6,695	3
8 Module Wood Surround and Gridplate, Square	UNPCP8MSQ_WD*	8,018	6
12 Module Wood Surround and Gridplate	UNPCP12M_WD*	10,643	6

*All real material combined plates shall be discontinued once the existing stock is exhausted.



UNSCP3M_CL



UNSCP6M_CL



UNSCP3M_CD



UNSCP6M_CD



UNSCP3M_WE



UNSCP6M_WE



UNSCP3M_GY



UNSCP6M_GY

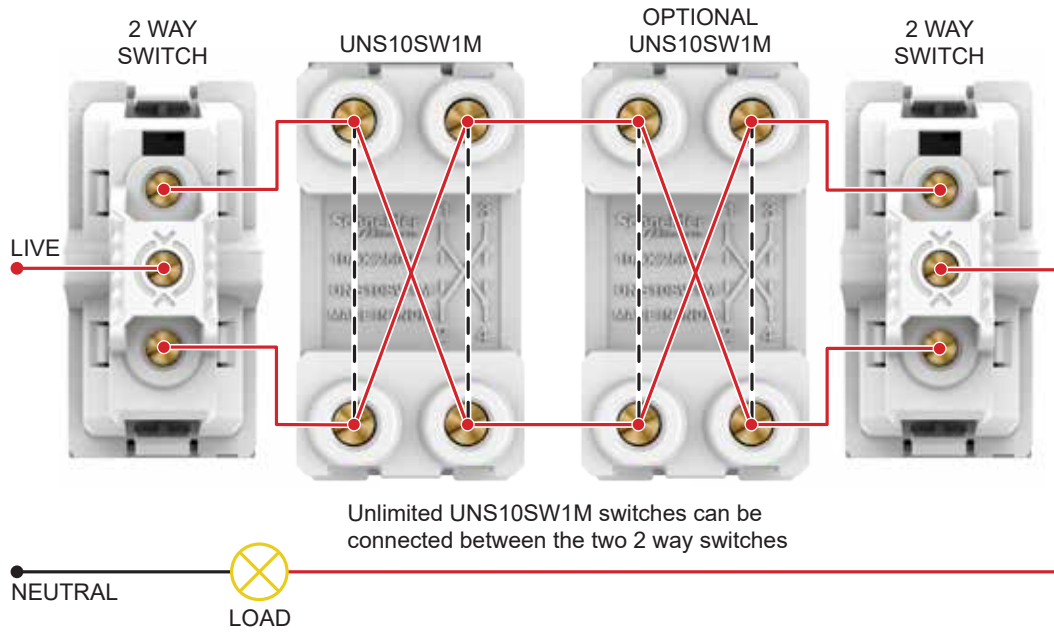
Description	Reference for Painted Sandy Biege		Reference for Painted Mocha Brown		Reference for Molded Polar White		Reference for Molded Volcanic Grey					
	Unit MRP [₹]	Pack	Unit MRP [₹]	Pack	Unit MRP [₹]	Pack	Unit MRP [₹]	Pack				
Cover Plates												
1 Module Plastic Surround and Gridplate	UNSCP1M_CL	454	20	UNSCP1M_CD	446	20	UNSCP1M_WE	238	20	UNSCP1M_GY	338	20
2 Module Plastic Surround and Gridplate	UNSCP2M_CL	515	20	UNSCP2M_CD	497	20	UNSCP2M_WE	265	20	UNSCP2M_GY	378	20
3 Module Plastic Surround and Gridplate	UNSCP3M_CL	578	10	UNSCP3M_CD	580	10	UNSCP3M_WE	303	10	UNSCP3M_GY	431	10
4 Module Plastic Surround and Gridplate	UNSCP4M_CL	606	14	UNSCP4M_CD	606	14	UNSCP4M_WE	319	14	UNSCP4M_GY	460	14
6 Module Plastic Surround and Gridplate	UNSCP6M_CL	1,079	5	UNSCP6M_CD	1,043	5	UNSCP6M_WE	557	5	UNSCP6M_GY	794	5
8 Module Plastic Surround and Gridplate, Linear	UNSCP8ML_CL	1,198	5	UNSCP8ML_CD	1,176	5	UNSCP8ML_WE	627	5	UNSCP8ML_GY	887	5
8 Module Plastic Surround and Gridplate, Square	UNSCP8MSQ_CL	1,489	10	UNSCP8MSQ_CD	1,489	10	UNSCP8MSQ_WE	795	10	UNSCP8MSQ_GY	1,206	10
9 Module Plastic Surround and Gridplate	-	-	-	-	-	-	UNSCP9M_WE	993	5	UNSCP9M_GY	1551	5
12 Module Plastic Surround and Gridplate	UNSCP12M_CL	1,861	5	UNSCP12M_CD	1,864	5	UNSCP12M_WE	1,101	5	UNSCP12M_GY	1,936	5
16 Module Plastic Surround and Gridplate	UNSCP16M_CL	2,523	5	UNSCP16M_CD	2,523	5	UNSCP16M_WE	1,355	5	UNSCP16M_GY	2,338	5
18 Module Plastic Surround and Gridplate	UNSCP18M_CL	2,703	1	UNSCP18M_CD	2,703	1	UNSCP18M_WE	1,405	1	UNSCP18M_GY	2,496	1

Please contact Customer Care Center for Stockable and Non stockable status of references.

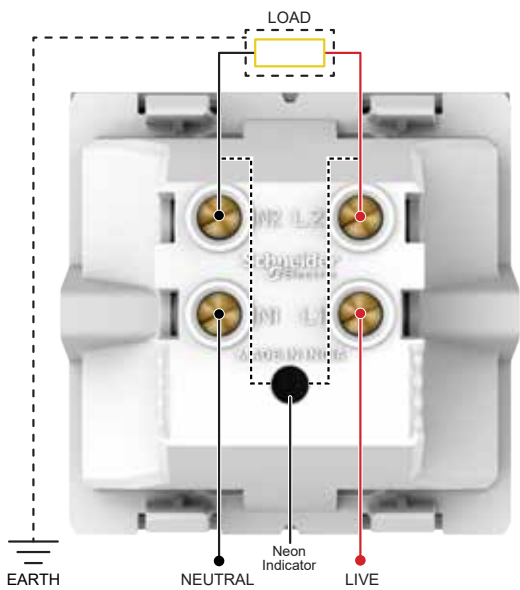
NORMAL STOCK ITEMS

W.E.F. January 30th, 2023

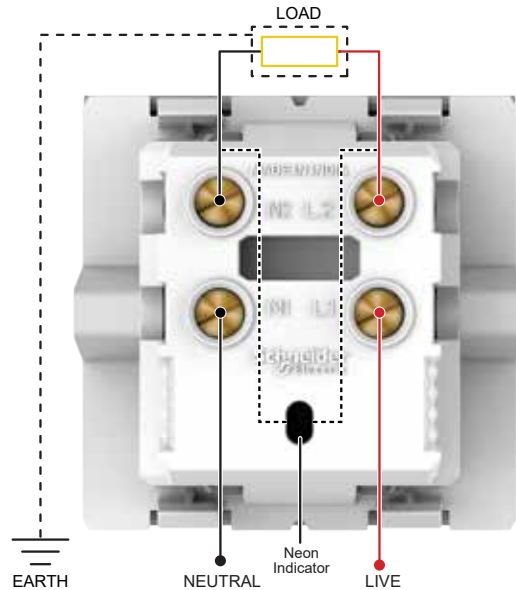
Wiring Diagram Unica Pure



> 10AX Intermediate Switch
 UNS10SW1M_WE, UNS10SW1M_GY



> 20A Double Pole Switch With Indicator
 UNS20DP2M_WE, UNS20DP2M_GY



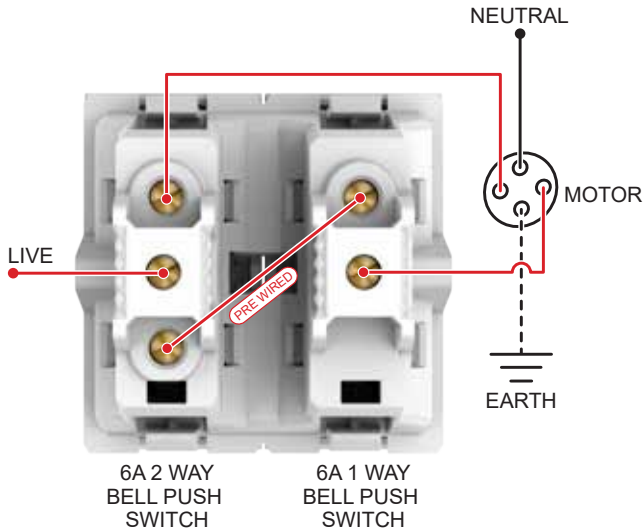
> 32A Double Pole Switch With Indicator
 UNS32DP2M_WE, UNS32DP2M_GY

Please contact Customer Care Center for Stockable and Non stockable status of references.

☑ NORMAL STOCK ITEMS

W.E.F. January 30th, 2023

Wiring Diagram Unica Pure



> Curtain Control Switch

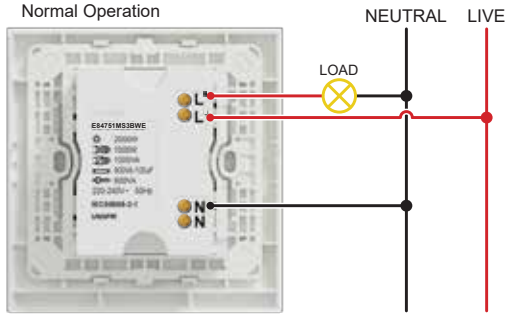
UNSCURTAINSW2M_WE, UNSCURTAINSW2M_GY



> Emergency Light Module*

UNSEMERGENCY2M_WE

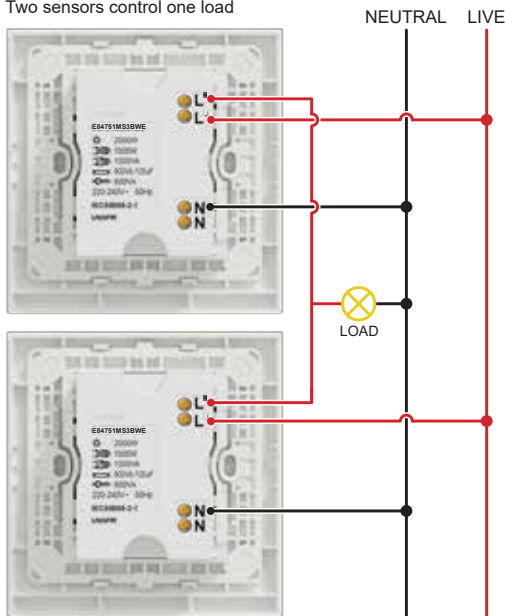
1. Normal Operation



> PIR Motion Sensor*

UNSPIR_WE

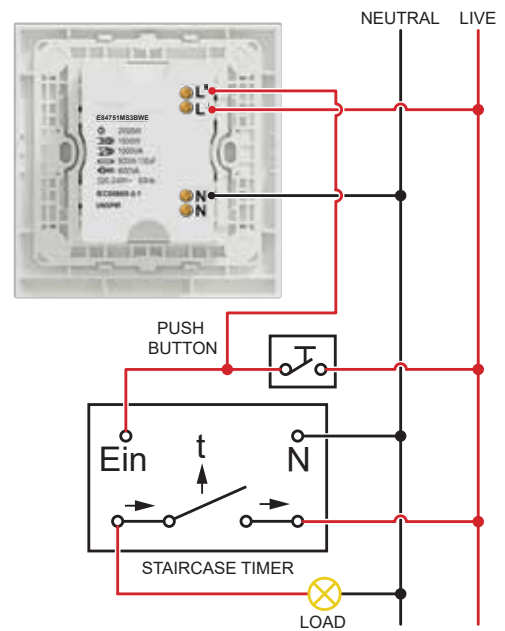
2. Two sensors control one load



> PIR Motion Sensor*

UNSPIR_WE

3. One sensor control staircase timer (set time knob to 1s)



> PIR Motion Sensor*

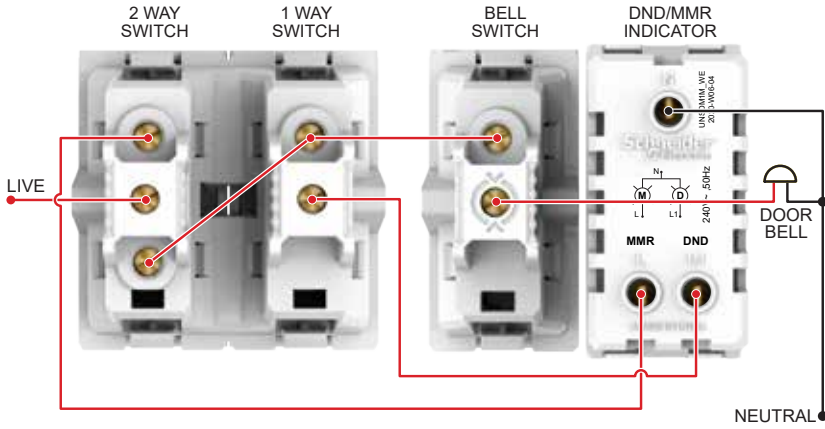
UNSPIR_WE

Please contact Customer Care Center for Stockable and Non stockable status of references.

NORMAL STOCK ITEMS

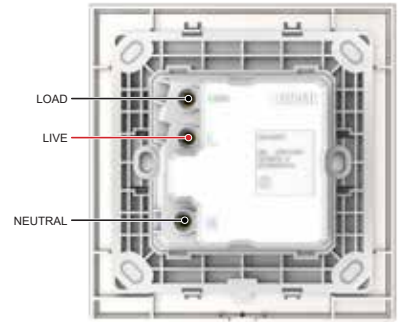
W.E.F. January 30th, 2023

Wiring Diagram Unica Pure



> DND/MMR Indicator v.2 > Do Not Disturb Switch
 > Make My Room Switch > DND Switch
 > MMR Switch

UNSDM1M_WE, UNSDM1M_GY, UNSDNDSW1M_WE,
 UNSDNDSW1M_GY, UNSMMRSW1M_WE, UNSMMRSW1M_GY



> Unica Pure Key Card

UNSEKCSW_WE, UNSEKCSW_GY,
 UNSEKCSW_CL, UNSEKCSW_CD

Please contact Customer Care Center for Stockable and Non stockable status of references.

☑ NORMAL STOCK ITEMS

W.E.F. January 30th, 2023

ZENcelo India - The Revolutionary Full-Flat Switch



- **World's First and only Full-Flat Mechanical Switch**
- **Patented Iso-Motion Technology** - Ensures switch stays in the same position whether On or Off
- **Robust & Strong** - Made of corrosion-resistant, heat-resistant and impact-resistant polycarbonate
- **Safe to Use** - Electric arc encapsulated switches and Data Sockets with patented integrated shutter
- **Designed to Last** - Switches tested to 80,000 times; Sockets tested to 15,000 cycles.
- **Green & Eco Friendly** - RoHS compliant range
- **Dust Proof Cover**
- **All Dark Grey references covered with electrostatic protective film**
- **Intermediate switches to control multiple 2way switches**
- **16AX~20A 1 Way 2G Switch (1M) - IN8444/16: Single: switch to control two loads**



Description	Reference for White	Unit MRP [₹]	Pack	Reference for Dark Grey	Unit MRP [₹]	Pack
Switches						
6AX 1 Way switch	IN8401	392	10	IN8401(BZ)	491	10
6AX 1 Way switch (2M)	IN8421	653	10	IN8421(BZ)	787	10
6AX 2 Way switch	IN8402	491	10	IN8402(BZ)	589	10
6AX 1 Way switch with Neon	IN8481	611	10	IN8481(BZ)	732	10
16AX~20A 1 Way switch	IN8401/16	592	10	IN8401/16(BZ)	721	10
16AX~20A 1 Way switch (2M)	IN8421/16	871	10	IN8421/16(BZ)	1,216	10
16AX~20A 1 Way switch with Neon	IN8481/16	834	10	IN8481/16(BZ)	989	10
16AX~20A 1 Way switch with Neon (2M)	IN8482/16	1,029	10	IN8482/16(BZ)	1,212	10
16AX~20A 2 Way switch	IN8402/16	826	10	IN8402/16(BZ)	1,022	10
16AX~20A 2 Way switch (2M)	IN8422/16	989	10	IN8422/16(BZ)	1,217	10
16AX~20A 1 Way 2G switch (1M)	IN8444/16	960	10	IN8444/16(BZ)	1,157	10
10AX Intermediate switch	IN8430/1M	1,451	10	IN8430/1M(BZ)	1,640	1
20A DP Switch with Neon (2M)	IN8486/20	1,286	5	IN8486/20(BZ)	1,591	5
32A DP Switch with Neon (2M)	IN8486/32	2,019	5	IN8486/32(BZ)	2,403	5
Motor Starter Switch						
25A Motor Starter switch (2M)	IN8425MS	3,274	10	IN8425MS(BZ)	3,484	10
Bell Push						
6A Bell Push switch	IN8405	557	10	IN8405(BZ)	672	10
6A Bell Push switch (2M)	IN8425	851	10	IN8425(BZ)	1,008	10
6A Bell Push switch with Neon	IN8485	758	10	IN8485(BZ)	894	10
6A Bell Push switch with Neon (2M)	IN8486	942	10	IN8486(BZ)	1,109	10
6A Momentary Switch, WH	IN8487	723	10	IN8487_BZ	854	10
Sockets						
6A 3PIN Socket Outlet with Shutter (BIS)	IN8426UNS	641	10	IN8426UNS_BZ	776	10
6A/16A 3 Pin Socket with Shutter	IN8426/16	954	10	IN8426/16(BZ)	1,168	10
Fan Regulators & Dimmers						
Fan Control (5 Speeds)	IN84SFR	2,268	5	IN84SFR(BZ)	2,722	5
Full Flat 400W Dimmer Module (1 Gang)	IN8404D	2,041	10	IN8404D(BZ)	2,418	10
USB Chargers						
1 Gang USB Charger - 2.1A (1M)	IN8431USB_WE	3,679	10	IN8431USB_BZ	4,220	10
2 Gang USB Charger - 2.1A (2M)	IN8432USB_WE	5,380	1	IN8432USB_BZ	6,191	10
2.4A 5V A+C USB Charger (1M)	IN8431ACUSB_WE	4,027	10	IN8431ACUSB_BZ	4,615	10
Accessories						
RJ11 Telephone Outlet with shutter (1 Gang)	IN8431RJS4	613	10	IN8431RJS4(BZ)	749	10
RJ45 Cat6 Data Outlet with shutter	IN8431RJ6	2,133	10	IN8431RJ6(BZ)	2,606	10
Data Outlet Wall Plate (for RJ45 key stone jack)	IN8431RJC	635	10	IN8431RJC(BZ)	747	10
TV Socket	IN8431TV	464	10	IN8431TV(BZ)	587	10
Cord Outlet	IN8445CO	559	10	IN8445CO(BZ)	679	10
Foot Lamp with White LED (2M)	IN8490FLW	4,287	10	-	-	-
Foot Lamp with Yellow LED (2M)	IN8490FLY	4,180	10	-	-	-
Blank off unit (1M)	IN8430X	143	10	IN8430X(BZ)	176	10
Hotel Series						
Do Not Disturb Panel	INH8451	3,105	10	INH8451(BZ)	3,678	10
Make My Room Panel	INH8454	2,823	10	INH8454(BZ)	3,332	10
Do Not Disturb Switch	INH8452	1,542	10	INH8452(BZ)	1,734	10
Do Not Disturb Switch (2M)	INH8453	1,856	10	INH8453(BZ)	1,855	10
Make My Room Switch	INH8455	1,506	10	INH8455(BZ)	1,777	10

Please contact Customer Care Center for Stockable and Non stockable status of references.


NORMAL STOCK ITEMS

W.E.F. January 30th, 2023

ZENcelo India - The Revolutionary Full-Flat Switch



IN8403C



IN8406C



IN8402C(BZ)



IN8404C(SZ)



IN84012C(SA)

Description	Reference for White	Unit MRP [₹]	Pack	Reference for Dark Grey	Unit MRP [₹]	Pack	Reference for Silver Bronze	Unit MRP [₹]	Pack	Reference for Satin Silver	Unit MRP [₹]	Pack
Cover Plates												
1M Grid & 1M Cover Frame	IN8401C	368	10	IN8401C(BZ)	436	10	IN8401C(SZ)	1012	10	IN8401C(SA)	1060	10
2M Grid & 2M Cover Frame	IN8402C	382	10	IN8402C(BZ)	456	10	IN8402C(SZ)	1002	10	IN8402C(SA)	1049	10
3M Grid & 3M Cover Frame	IN8403C	450	10	IN8403C(BZ)	538	10	IN8403C(SZ)	1231	10	IN8403C(SA)	1289	10
4M Grid & 4M Cover Frame	IN8404C	490	10	IN8404C(BZ)	632	10	IN8404C(SZ)	1479	10	IN8404C(SA)	1550	10
6M Grid & 6M Cover Frame	IN8406C	748	5	IN8406C(BZ)	889	5	IN8406C(SZ)	2031	5	IN8406C(SA)	2127	5
8M Grid & 8M Cover Frame - Horizontal	IN8408HC	889	5	IN8408HC(BZ)	1063	5	IN8408HC(SZ)	2745	5	IN8408HC(SA)	2875	5
8M Grid & 8M Cover Frame - Square	IN8408SC	1175	5	IN8408SC(BZ)	1550	5	IN8408SC(SZ)	3333	5	IN8408SC(SA)	3491	5
9M Grid & 9M Cover Frame	IN8409C	1529	5	IN8409C(BZ)	1912	5	IN8409C(SZ)	4608	5	IN8409C(SA)	5446	5
12M Grid & 12M Cover Frame	IN84012C	1931	5	IN84012C(BZ)	2376	5	IN84012C(SZ)	6139	5	IN84012C(SA)	6432	5
18M Grid & 18M Cover Frame	IN84018C	2724	5	IN84018C(BZ)	3357	5	IN84018C(SZ)	8127	5	IN84018C(SA)	8514	5

ZENcelo - The Revolutionary Full-Flat Switch



E8431EKT-OS



E8432DMS>SZ-OS



E84T727H-OS



E84T727V>SZ-OS


Description	Reference for White	Unit MRP [₹]	Pack	Reference For Silver Bronze	Unit MRP [₹]	Pack
Hotel Series						
"Please Clean Up" Symbols	E8431BPDM-OS	6,115		E8431BPDM>SZ-OS	7,629	1
16A Electronic Key Card Time Delay Switch	E8431EKT-OS	12,219		E8431EKT>SZ-OS	15,275	1
Universal Shaver Unit, Vertical	E84T727V-OS	6,913		E84T727V>SZ-OS	8,611	1
Universal Shaver Unit, Horizontal	E84T727H-OS	6,913		E84T727H>SZ-OS	8, 611	1

Please contact Customer Care Center for Stockable and Non stockable status of references.

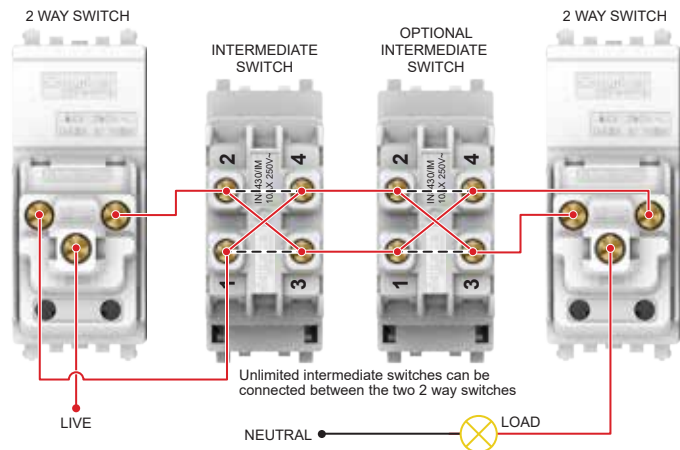
NORMAL STOCK ITEMS

W.E.F. January 30th, 2023

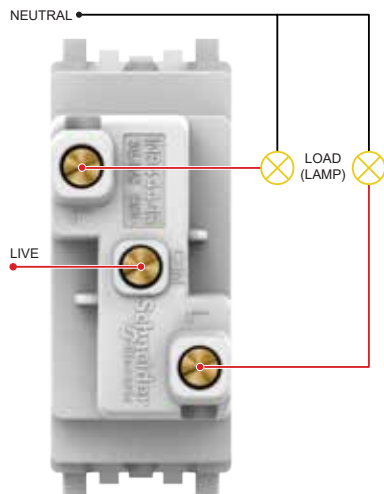
Wiring Diagram ZENcelo



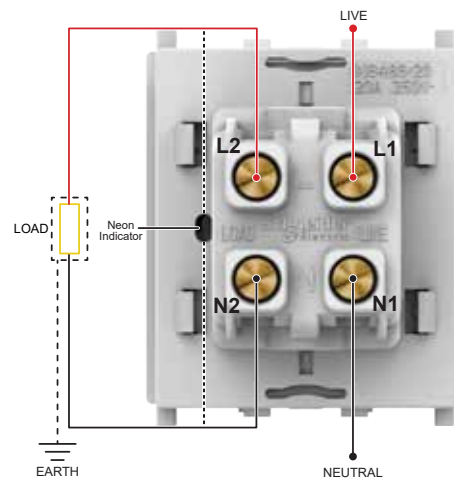
> 16A Electronic Key Card Time Delay
E8431EKT-OS, E8431EKT>SZ-OS



> 10AX Intermediate Switch
IN8430/IM, IN8430/IM (BZ)



> 16AX~20A 1 Way 2G Switch (1M)
IN8444/16, IN8444/16 (BZ)



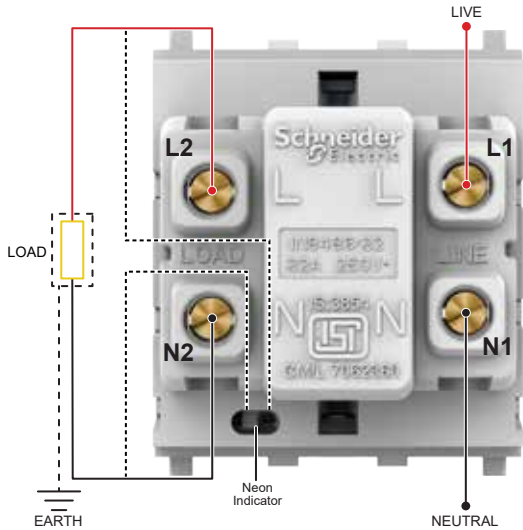
> 20A DP Switch with Neon (2M)
IN8486/20, IN8486/20 (BZ)

Please contact Customer Care Center for Stockable and Non stockable status of references.

☑ NORMAL STOCK ITEMS

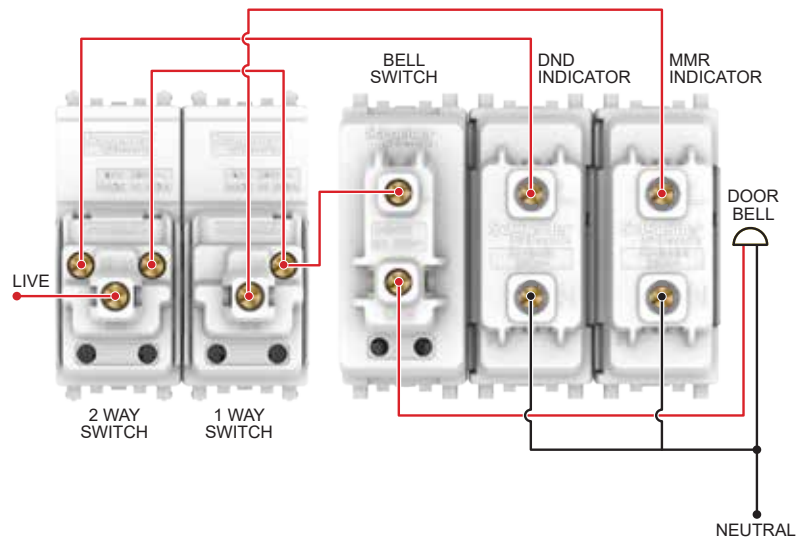
W.E.F. January 30th, 2023

Wiring Diagram ZENcelo



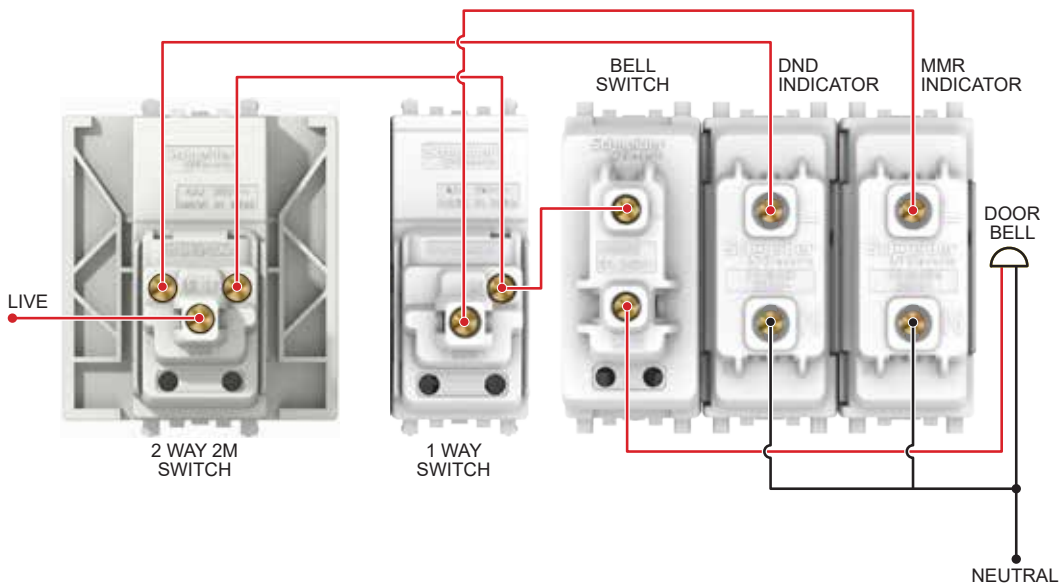
> 32A DP Switch with Neon (2M)

IN8486/32, IN8486/32 (BZ)



> Do Not Disturb Panel > Make My Room Panel > Do Not Distrub Switch > Make My Room Switch

INH8451, INH8451 (BZ), INH8454, INH8454 (BZ),
INH8452, INH8452 (BZ), INH8455, INH8455 (BZ)



> Do Not Disturb Panel > Make My Room Panel > Do Not Disturb Switch (2M) > Make My Room Switch

INH8451, INH8451 (BZ), INH8454, INH8454 (BZ)
INH8453, INH8453 (BZ), INH8455, INH8455 (BZ)

AvatarOn - It's also a Switch



White
(WE)



Wine Gold
(WG)



Dark Grey
(DG)



Dark Wood
(WD)



Gold Hairline
(GH)



Light Wood
(LW)



Award-winning Designs: In 2017, AvatarOn gained international recognition for its innovative design and quality excellence and was awarded the iF Design Award

Ingenious Beauty

- The ground-breaking AvatarOn series is a true marriage of aesthetics and practicality, making it a perfect choice for all home or office designs.

Safe and Reliable

- Our patented "Slim Rocker, Sure Click" SS technology not only gives AvatarOn a greater thinness overall, but also a near-zero contact jitter that reduces sparks, thus ensuring a safe and reliable use.

Customisable Covers for True Adaptability

- AvatarOn switches are available in an array of replaceable covers for full customisation and integration into any home decor. The customised pattern covers of AvatarOn provides you with an extra canvas to showcase your creativity in a subtle yet apparent way.

Modern Look

- The stylish and streamlined design of AvatarOn switch covers are finished in white, soft wood, dark wood and gold hairline materials for a classic look and universal elegance.

Tech-chic Design that Shines

- The AvatarOn soft LED locators merges seamlessly with its sleek giant dolly, creating a stylish and streamlined design and glow with a soft luminescent in the dark, indicating the exact location of each switch at night.

Multifunctional Accessories for Every Day Conveniences

Product Description	Color	Product Ref. No.	Unit MRP [₹]	Pack
16A Switches (Base + Cover Plate)				
16AX 250V 1 Gang 1 Way Switch	White	E8331L1_WE_G8	555	1
	Wine Gold	E8331L1_WG_G8	834	10
	Dark Grey	E8331L1_DG_G8	834	1
	Metal Gold Hairline	E8331L1_GH_G8	834	10
	Light Wood	E8331L1_LW_G8	834	10
	Dark Wood	E8331L1_WD_G8	834	10
16AX 250V 1 Gang 1 Way Switch with LED Indicator	White	E8331L1LED_WE_G8	834	1
	Wine Gold	E8331L1LED_WG_G8	1,247	10
	Dark Grey	E8331L1LED_DG_G8	1,247	1
	Metal Gold Hairline	E8331L1LED_GH_G8	1,247	10
	Light Wood	E8331L1LED_LW_G8	1,247	10
	Dark Wood	E8331L1LED_WD_G8	1,247	10
16AX 250V 1 Gang 2 Way Switch	White	E8331L2_WE_G8	593	1
	Wine Gold	E8331L2_WG_G8	890	10
	Dark Grey	E8331L2_DG_G8	890	1
	Metal Gold Hairline	E8331L2_GH_G8	890	10
	Light Wood	E8331L2_LW_G8	890	10
	Dark Wood	E8331L2_WD_G8	890	10
16AX 250V 1 Gang 2 Way Switch with LED Indicator	White	E8331L2LED_WE_G8	890	10
	Wine Gold	E8331L2LED_WG_G8	1,336	10
	Dark Grey	E8331L2LED_DG_G8	1,336	1
	Metal Gold Hairline	E8331L2LED_GH_G8	1,336	10
	Light Wood	E8331L2LED_LW_G8	1,336	10
	Dark Wood	E8331L2LED_WD_G8	1,336	10
16AX 250V 2 Gang 1 Way Switch	White	E8332L1_WE_G8	857	1
	Wine Gold	E8332L1_WG_G8	1,287	10
	Dark Grey	E8332L1_DG_G8	1,287	1
	Metal Gold Hairline	E8332L1_GH_G8	1,287	10
	Light Wood	E8332L1_LW_G8	1,287	10
	Dark Wood	E8332L1_WD_G8	1,287	10
16AX 250V 2 Gang 1 Way Switch with LED Indicator	White	E8332L1LED_WE_G8	1,287	1
	Wine Gold	E8332L1LED_WG_G8	1,931	10
	Dark Grey	E8332L1LED_DG_G8	1,931	1
	Metal Gold Hairline	E8332L1LED_GH_G8	1,931	10
	Light Wood	E8332L1LED_LW_G8	1,931	10
	Dark Wood	E8332L1LED_WD_G8	1,931	10
16AX 250V 2 Gang 2 Way Switch	White	E8332L2_WE_G8	1,043	1
	Wine Gold	E8332L2_WG_G8	1,565	10
	Dark Grey	E8332L2_DG_G8	1,565	1
	Metal Gold Hairline	E8332L2_GH_G8	1,565	10
	Light Wood	E8332L2_LW_G8	1,565	10
	Dark Wood	E8332L2_WD_G8	1,565	10

Please contact Customer Care Center for Stockable and Non stockable status of references.

NORMAL STOCK ITEMS

W.E.F. January 30th, 2023

AvatarOn - It's also a Switch

		Product Description	Color	Product Ref. No.	Unit MRP [₹]	Pack
16A Switches (Base + Cover Plate)						
 E8332L2LED_WE_G8	 E8332L2LED_WD_G8	16AX 250V 2 Gang 2 Way Switch with LED Indicator	White	E8332L2LED_WE_G8	1,565	10
			Wine Gold	E8332L2LED_WG_G8	2,349	10
			Dark Grey	E8332L2LED_DG_G8	2,349	1
			Metal Gold Hairline	E8332L2LED_GH_G8	2,349	10
			Light Wood	E8332L2LED_LW_G8	2,241	10
			Dark Wood	E8332L2LED_WD_G8	2,349	10
 E8333L1LED_WE_G8	 E8333L1LED_WD_G8	16AX 250V 3 gang 1 Way Switch	White	E8333L1_WE_G8	1,407	1
			Wine Gold	E8333L1_WG_G8	2,111	10
			Dark Grey	E8333L1_DG_G8	2,111	1
			Metal Gold Hairline	E8333L1_GH_G8	2,111	10
			Light Wood	E8333L1_LW_G8	2,111	10
			Dark Wood	E8333L1_WD_G8	2,111	10
 E8333L2_WE_G8	 E8333L2_WD_G8	16AX 250V 3 gang 1 Way Switch with LED Indicator	White	E8333L1LED_WE_G8	2,111	10
			Wine Gold	E8333L1LED_WG_G8	3,165	10
			Dark Grey	E8333L1LED_DG_G8	3,165	1
			Metal Gold Hairline	E8333L1LED_GH_G8	3,165	10
			Light Wood	E8333L1LED_LW_G8	3,165	10
			Dark Wood	E8333L1LED_WD_G8	3,165	10
 E8333L2LED_WE_G8	 E8333L2LED_WD_G8	16AX 250V 3 gang 2 Way Switch	White	E8333L2_WE_G8	1,514	1
			Wine Gold	E8333L2_WG_G8	2,273	10
			Dark Grey	E8333L2_DG_G8	2,273	1
			Metal Gold Hairline	E8333L2_GH_G8	2,273	10
			Light Wood	E8333L2_LW_G8	2,273	10
			Dark Wood	E8333L2_WD_G8	2,273	10
 E8334L1_WE_G8	 E8334L1_WD_G8	1 6AX 250V 3 gang 2 Way Switch with LED Indicator	White	E8333L2LED_WE_G8	2,273	10
			Wine Gold	E8333L2LED_WG_G8	3,408	10
			Dark Grey	E8333L2LED_DG_G8	3,408	1
			Metal Gold Hairline	E8333L2LED_GH_G8	3,408	10
			Light Wood	E8333L2LED_LW_G8	3,253	10
			Dark Wood	E8333L2LED_WD_G8	3,408	10
 E8334L1_WE_G8	 E8334L1_WD_G8	16AX 250V 4 Gang 1 Way Switch	White	E8334L1_WE_G8	2,024	1
			Wine Gold	E8334L1_WG_G8	3,037	10
			Dark Grey	E8334L1_DG_G8	3,037	1
			Metal Gold Hairline	E8334L1_GH_G8	3,037	10
			Light Wood	E8334L1_LW_G8	3,037	10
			Dark Wood	E8334L1_WD_G8	3,037	10
 E8334L1LED_WE_G8	 E8334L1LED_WD_G8	16AX 250V 4 Gang 1 Way Switch with LED Indicator	White	E8334L1LED_WE_G8	3,037	10
			Wine Gold	E8334L1LED_WG_G8	4,554	10
			Dark Grey	E8334L1LED_DG_G8	4,554	1
			Metal Gold Hairline	E8334L1LED_GH_G8	4,554	10
			Light Wood	E8334L1LED_LW_G8	4,554	10
			Dark Wood	E8334L1LED_WD_G8	4,554	10
 E8334L2_WE_G8	 E8334L2_WD_G8	16AX 250V 4 Gang 2 Way Switch	White	E8334L2_WE_G8	2,328	1
			Wine Gold	E8334L2_WG_G8	3,491	10
			Dark Grey	E8334L2_DG_G8	3,491	1
			Metal Gold Hairline	E8334L2_GH_G8	3,491	10
			Light Wood	E8334L2_LW_G8	3,491	10
			Dark Wood	E8334L2_WD_G8	3,491	10
 E8334L2LED_WE_G8	 E8334L2LED_WD_G8	16AX 250V 4 Gang 2 Way Switch with LED Indicator	White	E8334L2LED_WE_G8	3,491	10
			Wine Gold	E8334L2LED_WG_G8	5,237	10
			Dark Grey	E8334L2LED_DG_G8	5,237	1
			Metal Gold Hairline	E8334L2LED_GH_G8	5,237	10
			Light Wood	E8334L2LED_LW_G8	5,237	10
			Dark Wood	E8334L2LED_WD_G8	5,237	10

Please contact Customer Care Center for Stockable and Non stockable status of references.

NORMAL STOCK ITEMS

W.E.F. January 30th, 2023

AvatarOn - It's also a Switch

		Product Description	Color	Product Ref. No.	Unit MRP [₹]	Pack
16A Intermediate Switches						
 E8331M_WE_G8	 E8331M_WD_G8	16AX 250V 1 Gang Intermediate Switch	White	E8331M_WE_G8	1,647	1
			Wine Gold	E8331M_WG_G8	2,470	1
			Dark Grey	E8331M_DG_G8	2,470	1
			Metal Gold Hairline	E8331M_GH_G8	2,357	1
			Light Wood	E8331M_LW_G8	2,357	1
			Dark Wood	E8331M_WD_G8	2,357	1
10A Momentary Switches						
 E8331PRL1_WE_G8	 E8331PRL1_WD_G8	10A 250V 1 Gang Momentary Switch	White	E8331PRL1_WE_G8	605	10
			Wine Gold	E8331PRL1_WG_G8	905	10
			Dark Grey	E8331PRL1_DG_G8	905	1
			Metal Gold Hairline	E8331PRL1_GH_G8	905	10
			Light Wood	E8331PRL1_LW_G8	864	10
			Dark Wood	E8331PRL1_WD_G8	864	10
 E8332PRL1_WE_G8	 E8332PRL1_WD_G8	10A 250V 2 Gang Momentary Switch	White	E8332PRL1_WE_G8	725	10
			Wine Gold	E8332PRL1_WG_G8	1,086	10
			Dark Grey	E8332PRL1_DG_G8	1,086	1
			Metal Gold Hairline	E8332PRL1_GH_G8	1,086	10
			Light Wood	E8332PRL1_LW_G8	1,086	10
			Dark Wood	E8332PRL1_WD_G8	1,086	10
Double Pole Switches						
 E8331D20N_WE_G8	 E8331D20N_WD_G8	20A 250V 1 Gang Double Pole Switch with LED Indicator	White	E8331D20N_WE_G8	1,421	10
			Wine Gold	E8331D20N_WG_G8	2,129	10
			Dark Grey	E8331D20N_DG_G8	2,129	1
			Metal Gold Hairline	E8331D20N_GH_G8	2,129	10
			Light Wood	E8331D20N_LW_G8	2,034	10
			Dark Wood	E8331D20N_WD_G8	2,129	10
 E8331D32N_WE_G8	 E8332D20N_WD_G8	20A 250V 2 Gang Double Pole Switch with LED Indicator	White	E8332D20N_WE_G8	1,809	10
			Wine Gold	E8332D20N_WG_G8	2,556	10
			Dark Grey	E8332D20N_DG_G8	2,556	1
			Metal Gold Hairline	E8332D20N_GH_G8	2,556	10
			Light Wood	E8332D20N_LW_G8	2,556	10
			Dark Wood	E8332D20N_WD_G8	2,556	10
 E8332D20N_WE_G8	 E8331D32N_WD_G8	32A 250V 1 Gang Double Pole Switch with LED Indicator	White	E8331D32N_WE_G8	1,885	10
			Wine Gold	E8331D32N_WG_G8	2,827	10
			Dark Grey	E8331D32N_DG_G8	2,827	1
			Metal Gold Hairline	E8331D32N_GH_G8	2,827	10
			Light Wood	E8331D32N_LW_G8	2,827	10
			Dark Wood	E8331D32N_WD_G8	2,827	10
 E8331D45N_WE_G8	 E8331D45N_WD_G8	45A 250V 1 Gang Double Pole Switch with LED Indicator	White	E8331D45N_WE_G8	2,355	10
			Wine Gold	E8331D45N_WG_G8	3,534	10
			Dark Grey	E8331D45N_DG_G8	3,534	1
			Metal Gold Hairline	E8331D45N_GH_G8	3,534	10
			Light Wood	E8331D45N_LW_G8	3,534	10
			Dark Wood	E8331D45N_WD_G8	3,373	10

Please contact Customer Care Center for Stockable and Non stockable status of references.

NORMAL STOCK ITEMS

W.E.F. January 30th, 2023

AvatarOn - It's also a Switch

Product Description	Color	Product Ref. No.	Unit MRP [₹]	Pack		
Bell Push Switch						
 E8331BPL1_WE_G8  E8331BPL1_WD_G8  E8315_16_WE  E8315_16_WD  E8331FR350_WE_G8  E8331FR350_WD_G8	10A 250V Door Bell Push Switch	White	E8331BPL1_WE_G8	605	1	
		Wine Gold	E8331BPL1_WG_G8	905	10	
		Dark Grey	E8331BPL1_DG_G8	905	1	
		Metal Gold Hairline	E8331BPL1_GH_G8	905	10	
		Light Wood	E8331BPL1_LW_G8	905	10	
		Dark Wood	E8331BPL1_WD_G8	905	10	
Sockets						
 E8331_WE  E8331KH_WE  E8332_WE  E8333_WE  E8333KH_WE	6A 2/3 Pin Switched Socket	White	E8315_6_WE	1,220	8	
			Wine Gold	E8315_6_WG	1,551	8
			Dark Grey	E8315_6_DG	1,551	1
			Metal Gold Hairline	E8315_6_GH	1,551	8
			Light Wood	E8315_6_LW	1,551	8
			Dark Wood	E8315_6_WD	1,551	8
	6/16A Switched Socket	White	E8315_16_WE	1,531	8	
		Wine Gold	E8315_16_WG	1,947	8	
		Dark Grey	E8315_16_DG	1,947	1	
		Metal Gold Hairline	E8315_16_GH	1,947	8	
		Light Wood	E8315_16_LW	1,947	8	
		Dark Wood	E8315_16_WD	1,947	8	
Fan Regulators						
 E8331_WE  E8331KH_WE	5 Steps 360 Deg Fan Regulator	White	E8331FR350_WE_G8	2,907	1	
			Wine Gold	E8331FR350_WG_G8	3,831	1
			Dark Grey	E8331FR350_DG_G8	3,831	1
			Metal Gold Hairline	E8331FR350_GH_G8	3,831	1
			Light Wood	E8331FR350_LW_G8	3,831	1
			Dark Wood	E8331FR350_WD_G8	3,831	1
Switch & Socket Covers (Additional)						
 E8331KH_WE  E8332_WE  E8333_WE	1 Gang Switch Cover	White	E8331_WE	160	1	
			Wine Gold	E8331_WG	399	1
			Dark Grey	E8331_DG	381	1
			Metal Gold Hairline	E8331_GH	399	1
			Light Wood	E8331_LW	364	1
			Dark Wood	E8331_WD	399	1
 E8332_WE  E8333_WE	1 Gang Switch Cover with Keyholder	White	E8331KH_WE	352	1	
			Wine Gold	E8331KH_WG	636	1
			Dark Grey	E8331KH_DG	513	1
			Metal Gold Hairline	E8331KH_GH	607	1
			Light Wood	E8331KH_LW	490	1
			Dark Wood	E8331KH_WD	636	1
 E8332_WE  E8333_WE	2 Gang Switch Cover	White	E8332_WE	242	1	
			Wine Gold	E8332_WG	545	1
			Dark Grey	E8332_DG	520	1
			Metal Gold Hairline	E8332_GH	545	1
			Light Wood	E8332_LW	520	1
			Dark Wood	E8332_WD	545	1
 E8333_WE  E8333KH_WE	3 Gang Switch Cover	White	E8333_WE	374	1	
			Wine Gold	E8333_WG	801	1
			Dark Grey	E8333_DG	764	1
			Metal Gold Hairline	E8333_GH	801	1
			Light Wood	E8333_LW	764	1
			Dark Wood	E8333_WD	946	1
 E8333KH_WE  E8333KH_WD	3 Gang Switch Cover with Keyholder	White	E8333KH_WE	487	1	
			Wine Gold	E8333KH_WG	1,109	1
			Dark Grey	E8333KH_DG	896	1
			Metal Gold Hairline	E8333KH_GH	1,060	1
			Light Wood	E8333KH_LW	856	1
			Dark Wood	E8333KH_WD	1,109	1

Please contact Customer Care Center for Stockable and Non stockable status of references.

NORMAL STOCK ITEMS

W.E.F. January 30th, 2023

AvatarOn - It's also a Switch



E8334_WE



E8334_WD



E8315C_6_WE



E8315C_6_WD



E8315C_16_WE



E8315C_16_WD



E8332USB_WE_G8




E8332USB_WD_G8



E8331_26_WE



E8332ACQUSB_WE



E8331_36_WE



E8331_46_WE



E8330TX_WE

Product Description	Color	Product Ref. No.	Unit MRP [₹]	Pack
4G Switch Cover	White	E8334_WE	527	1
	Wine Gold	E8334_WG	1,092	1
	Dark Grey	E8334_DG	1,043	1
	Metal Gold Hairline	E8334_GH	1,092	1
	Light Wood	E8334_LW	1,043	1
	Dark Wood	E8334_WD	1,092	1
6A 2/3 Pin Switched Socket Cover	White	E8315C_6_WE	429	12
	Wine Gold	E8315C_6_WG	728	12
	Dark Grey	E8315C_6_DG	728	1
	Metal Gold Hairline	E8315C_6_GH	728	12
	Light Wood	E8315C_6_LW	728	12
	Dark Wood	E8315C_6_WD	728	12
	6/16A Switched Socket Cover	White	E8315C_16_WE	463
Wine Gold		E8315C_16_WG	760	12
Dark Grey		E8315C_16_DG	760	1
Metal Gold Hairline		E8315C_16_GH	760	12
Light Wood		E8315C_16_LW	726	12
Dark Wood		E8315C_16_WD	760	12
USB Chargers				
2 Ports Max 2.1A USB Charger with Mobile Holder	White	E83311USB_WE_G8	5,723	1
	Wine Gold	E83311USB_WG_G8	8,584	1
	Dark Grey	E83311USB_DG_G8	8,584	1
2 x 2.1A USB Charger with Mobile Holder (2.1A with 2 outputs used simultaneously)	White	E8332USB_WE_G8	7,154	1
	Wine Gold	E8332USB_WG_G8	10,731	1
	Dark Grey	E8332USB_DG_G8	10,731	1
	Metal Gold Hairline	E8332USB_GH_G8	10,731	1
	Light Wood	E8332USB_LW_G8	10,731	1
	Dark Wood	E8332USB_WD_G8	10,731	1
	21W Type A+C, PD+QC3.0 USB Charger	Metal Gold Hairline	E8332ACQUSB_GH	6,542
Light Wood		E8332ACQUSB_LW	6,542	-
Dark Wood		E8332ACQUSB_WD	6,542	-
White		E8332ACQUSB_WE	5,288	-
Wine Gold		E8332ACQUSB_WG	6,542	-
Bracket/Frame (to ensure alignment of switches on 2/3/4 Gang metal box)				
2 Gang Bracket/Frame	White	E8331_26_WE	265	1
	Wine Gold	E8331_26_WG	347	1
	Dark Grey	E8331_26_DG	331	1
3 Gang Bracket/Frame	White	E8331_36_WE	292	1
	Wine Gold	E8331_36_WG	408	1
	Dark Grey	E8331_36_DG	390	1
4 Gang Bracket/Frame	White	E8331_46_WE	311	1
	Wine Gold	E8331_46_WG	438	1
	Dark Grey	E8331_46_DG	418	1
Blank Plates				
1 Gang Blank Plate	White	E8330X_WE	366	1
	Wine Gold	E8330X_WG	550	1
	Dark Grey	E8330X_DG	550	1
	Metal Gold Hairline	E8330X_GH	576	1
	Light Wood	E8330X_LW	550	1
	Dark Wood	E8330X_WD	576	1
2 Gang Blank Plate	White	E8330TX_WE	511	10
	Wine Gold	E8330TX_WG	794	10
	Dark Grey	E8330TX_DG	794	1
	Metal Gold Hairline	E8330TX_GH	794	10
	Light Wood	E8330TX_LW	759	10
	Dark Wood	E8330TX_WD	794	10

Please contact Customer Care Center for Stockable and Non stockable status of references.

NORMAL STOCK ITEMS

W.E.F. January 30th, 2023

AvatarOn - It's also a Switch



E8331BPDMW_ WE_G8



E8331BPDMW_ WD_G8



E8331KPB_ WE



E8331KPB_ WD



E8332C_ WE_G8



E8332C_ WD_G8



E83T727V_ WE



E83T727V_ WD



E8330FSG_ WE



E8330FSG_ WD



E8330FSGN_ WE



E8330FSGN_ WD



E8331TB_ WE



E8331TB_ WD



E8331RJS4_ WE



E8331RJS4_ WD

Product Description	Color	Product Ref. No.	Unit MRP [₹]	Pack
Hotel Series				
DND, PCU, PW Indicator with Bell Switch (Do Not Disturb, Please Clean Up, Please Wait)	White	E8331BPDMW_WE_G8	5,209	1
	Wine Gold	E8331BPDMW_WG_G8	7,813	10
	Dark Grey	E8331BPDMW_DG_G8	7,813	1
	Metal Gold Hairline	E8331BPDMW_GH_G8	7,813	10
	Light Wood	E8331BPDMW_LW_G8	7,457	10
16AX 3 Gang Switch with PCU, DND, PW Sym (Do Not Disturb, Please Clean Up, Please Wait)	Dark Wood	E8331BPDMW_WD_G8	7,813	10
	White	E8333DMWS_WE_G8	5,051	1
	Wine Gold	E8333DMWS_WG_G8	7,233	10
	Dark Grey	E8333DMWS_DG_G8	7,578	1
	Metal Gold Hairline	E8333DMWS_GH_G8	7,578	10
250V 16A Electronic Keycard Switch	Light Wood	E8333DMWS_LW_G8	7,233	10
	Dark Wood	E8333DMWS_WD_G8	7,578	10
	White	E8331EKT_WE	9,100	1
	Wine Gold	E8331EKT_WG	13,651	1
	Dark Grey	E8331EKT_DG	13,650	1
Panic Button with Key Reset	Metal Gold Hairline	E8331EKT_GH	13,650	8
	Light Wood	E8331EKT_LW	13,031	8
	Dark Wood	E8331EKT_WD	14,300	1
	White	E8331KPB_WE	1,307	1
	Wine Gold	E8331KPB_WG	2,080	1
10A 2 Gang Mechanical Curtain Switch	Dark Grey	E8331KPB_DG	1,986	1
	Metal Gold Hairline	E8331KPB_GH	2,458	1
	Light Wood	E8331KPB_LW	1,986	1
	Dark Wood	E8331KPB_WD	2,458	1
	White	E8332C_WE_G8	1,080	1
115/240V 20VA Universal Version Shaver	Wine Gold	E8332C_WG_G8	1,619	10
	Dark Grey	E8332C_DG_G8	1,619	1
	Metal Gold Hairline	E8332C_GH_G8	1,619	10
	Light Wood	E8332C_LW_G8	1,546	10
	Dark Wood	E8332C_WD_G8	1,619	10
Connection Units	White	E83T727V_WE	5,145	1
	Wine Gold	E83T727V_WG	8,181	1
	Dark Grey	E83T727V_DG	8,571	1
	Metal Gold Hairline	E83T727V_GH	8,571	1
	Light Wood	E83T727V_LW	8,181	1
13A 250V 1 Gang Fused Connection Unit	Dark Wood	E83T727V_WD	8,979	1
	White	E8330FSG_WE	1,362	10
	Wine Gold	E8330FSG_WG	1,525	10
	Dark Grey	E8330FSG_DG	1,525	1
	Light Wood	E8330FSG_LW	1,525	1
13A 250V 1 Gang Fused Connection Unit with Neon	Dark Wood	E8330FSG_WD	1,525	10
	White	E8330FSGN_WE	1,476	10
	Wine Gold	E8330FSGN_WG	1,904	10
	Dark Grey	E8330FSGN_DG	1,904	1
	Light Wood	E8330FSGN_LW	1,904	1
13A 250V 1 Gang Fused Connection with DP Switch and Neon	Dark Wood	E8330FSGN_WD	1,904	10
	White	E8331DFSGN_WE	2,666	10
	Wine Gold	E8331DFSGN_WG	4,442	10
	Dark Grey	E8331DFSGN_DG	4,442	1
	Light Wood	E8331DFSGN_LW	4,442	1
25A 250V 1 Gang Connection Unit	Dark Wood	E8331DFSGN_WD	4,442	10
	White	E8331TB_WE	1,184	10
	Wine Gold	E8331TB_WG	1,973	10
	Dark Grey	E8331TB_DG	2,067	1
	Metal Gold Hairline Light	E8331TB_GH	1,973	10
Telecom, Network, Connectivity & Media Series	Wood	E8331TB_LW	1,973	1
	Dark Wood	E8331TB_WD	2,067	10
	White	E8331RJS4_WE	794	1
	Wine Gold	E8331RJS4_WG	1,324	1
	Dark Grey	E8331RJS4_DG	1,324	1
1 Gang Telephone Socket, Shuttered Wallplate	Metal Gold Hairline	E8331RJS4_GH	1,324	1
	Light Wood	E8331RJS4_LW	1,324	10
	Dark Wood	E8331RJS4_WD	1,324	1

Please contact Customer Care Center for Stockable and Non stockable status of references.

NORMAL STOCK ITEMS

W.E.F. January 30th, 2023

AvatarOn - It's also a Switch



E8332RJS4_WE



E8331RJS5_WE



E8332RJS5_WE



E8331RJS6_WE



E8332RJS6_WE



E8331TV_WE



E8331TVSF_WE



E8332TVFMM_WE



E8332TDRJS5_WE



E8332TVRJS5_WE



E8332HDUSB_WE



E8332HDRJS5_WE



E8332HDHD_WE



E8331RCA_S_WE



E8332HD15PH_WE



E8331VC_WE



E8331SC_WE



E8332SC_WE



E8331RJS_WE



E8332RJS_WE

Product Description	Color	Product Ref. No.	Unit MRP ₹]	Pack
2G Tel Socket, Shuttered Wallplate	White	E8332RJS4_WE	1,949	1
	Wine Gold	E8332RJS4_WG	2,926	1
	Dark Grey	E8332RJS4_DG	2,793	1
1 Gang RJ45 Data Cat5E, Shuttered	White	E8331RJS5_WE	1,242	1
	Wine Gold	E8331RJS5_WG	2,166	1
	Dark Grey	E8331RJS5_DG	2,067	1
	Metal Gold Hairline Light	E8331RJS5_GH	2,067	1
	Wood	E8331RJS5_LW	2,067	10
	Dark Wood	E8331RJS5_WD	2,166	1
	White	E8332RJS5_WE	2,269	1
2 Gang RJ45 Data Cat5E, Shuttered	Wine Gold	E8332RJS5_WG	3,785	1
	Dark Grey	E8332RJS5_DG	3,613	1
	Metal Gold Hairline Light	E8332RJS5_GH	3,613	10
	Wood	E8332RJS5_LW	3,613	10
	Dark Wood	E8332RJS5_WD	3,785	1
1 Gang RJ45 Data Cat6, Shuttered	White	E8331RJS6_WE	1,483	1
	Wine Gold	E8331RJS6_WG	2,224	1
2 Gang RJ45 Data Cat6, Shuttered	Dark Grey	E8331RJS6_DG	2,224	1
	White	E8332RJS6_WE	2,780	1
	Wine Gold	E8332RJS6_WG	4,170	1
1 Gang TV Socket, 75Ω, Through-Connect	Dark Grey	E8332RJS6_DG	834	1
	White	E8331TV_WE	626	1
	Wine Gold	E8331TV_WG	1,043	1
	Dark Grey	E8331TV_DG	1,043	1
	Metal Gold Hairline Light	E8331TV_GH	1,043	10
	Wood	E8331TV_LW	994	10
	Dark Wood	E8331TV_WD	1,043	1
1 Gang TV Socket, Slave 5-1000	White	E8331TVSF_WE	692	10
	Wine Gold	E8331TVSF_WG	1,043	10
	Dark Grey	E8331TVSF_DG	994	1
2 Gang TV Master/FM Socket	White	E8332TVFMM_WE	2,513	10
	Wine Gold	E8332TVFMM_WG	3,767	10
	Dark Grey	E8332TVFMM_DG	3,767	1
1 Gang Tel + RJ45 Data Cat5E, Shuttered	White	E8332TDRJS5_WE	1,949	1
	Wine Gold	E8332TDRJS5_WG	3,249	1
	Dark Grey	E8332TDRJS5_DG	3,102	1
	Metal Gold Hairline Light	E8332TDRJS5_GH	3,102	1
	Wood	E8332TDRJS5_LW	2,961	10
	Dark Wood	E8332TDRJS5_WD	3,249	1
	White	E8332TVRJS5_WE	2,417	1
1 Gang TV+ RJ45 Data Cat5E, Shuttered	Wine Gold	E8332TVRJS5_WG	4,033	1
	Dark Grey	E8332TVRJS5_DG	3,849	1
	Metal Gold Hairline Light	E8332TVRJS5_GH	3,849	1
	Wood	E8332TVRJS5_LW	3,674	10
	Dark Wood	E8332TVRJS5_WD	4,033	1
	White	E8332TVRJ6_WE	2,417	1
	Wine Gold	E8332TVRJ6_WG	4,033	1
1 Gang TV+ RJ45 Data Cat6, Shuttered	Dark Grey	E8332TVRJ6_DG	3,849	1
	White	E8332HDUSB_WE	5,151	1
	Wine Gold	E8332HDUSB_WG	8,584	8
HDMI + USB Socket	Dark Grey	E8332HDUSB_DG	8,193	1
	White	E8332HDRJS5_WE	3,135	1
	Wine Gold	E8332HDRJS5_WG	4,701	1
HDMI + RJ45 Data Cat5E, Shuttered	Dark Grey	E8332HDRJS5_DG	4,701	1
	White	E8332HDHD_WE	2,825	1
	Wine Gold	E8332HDHD_WG	4,708	8
2 Gang HDMI+HDMI , Keystone on Wallplate	Dark Grey	E8332HDHD_DG	4,708	1
	White	E8331RCA_S_WE	1,983	1
	Wine Gold	E8331RCA_S_WG	2,839	1
RCA/S-Video Socket	Dark Grey	E8331RCA_S_DG	2,839	1
	White	E8332HD15PH_WE	1,983	1
	Wine Gold	E8332HD15PH_WG	2,839	1
VGA + Mini Audio	Dark Grey	E8332HD15PH_DG	2,839	1
	White	E8331VC_WE	2,248	1
Volume control, 5W, 8Ohm	Wine Gold	E8331VC_WG	3,372	10
	Dark Grey	E8331VC_DG	3,372	1
Speaker Connection, One Pair	White	E8331SC_WE	1,822	10
	Wine Gold	E8331SC_WG	2,864	10
	Dark Grey	E8331SC_DG	2,734	1
Speaker Connection, Two Pair	White	E8332SC_WE	2,644	1
	Wine Gold	E8332SC_WG	3,966	1
	Dark Grey	E8332SC_DG	3,786	1
1 Gang S Keystone Wallplate (w/o Mod)	White	E8331RJS_WE	587	10
	Wine Gold	E8331RJS_WG	881	10
	Dark Grey	E8331RJS_DG	881	1
2 Gang S Keystone Wallplate (w/o Mod)	White	E8332RJS_WE	1,103	10
	Wine Gold	E8332RJS_WG	1,654	10
	Dark Grey	E8332RJS_DG	1,654	1

Please contact Customer Care Center for Stockable and Non stockable status of references.

NORMAL STOCK ITEMS

W.E.F. January 30th, 2023

Kavacha - Weather Protected Series



- Pleasing looks with **IP56 protection**
- Large press switch
- Co-moulded sealing with no risk of gasket damage
- Chemical resistant & UV stabilised



WHT20-GY-EX



CSW110-GY-EX



A3031WBP_WE

Description	Reference	Unit MRP [₹]	Pack
Kavacha IP56 Surface Mount Switches			
Switches with Looping Terminal			
10A 1 Gang 2 Way Switch	CSW110-GY-EX	3,543	1
20A/16A 1 Gang 2 Way Switch	CSW120-GY-EX	5,303	1
10 A 2 Gang 2 Way Switch	CSW110/2-GY-EX	6,287	1
10A 1 Gang 2 Way Bell Press Return Switch	CSW110BPR-GY-EX	3,926	1
Switches with Looping Terminal with Neon			
20A 1 Gang 2 Way with Looping Terminal with Neon	CSW120N-GY-EX	4,599	1
Double Pole Switches			
20A 1 Gang Double Pole Switch	CSW220-GY-EX	5,323	1
Kavacha Heavy Duty Isolator Switches			
35A Triple Pole	WHT35-GY-EX	6,454	1
55A Triple Pole	WHT55-GY-EX	10,590	1
63A Triple Pole	WHT63-GY-EX	8,312	1
Kavacha IP56 Surface Mount Combined Switched Socket Outlets			
Combination Switch Socket Outlets			
16A Single Pole Switched Socket Outlet	CSC316RP-GY-EX	4,360	1
Kavacha IP56 Surface Mount Socket Outlets			
16A Socket Outlet	CSO316RP-GY-EX	2,933	1
Kavacha Full-Time Weatherproof Cover			
Full-Time Weatherproof Single Gang Socket Cover (Transparent) IP55	E223R_TR	1,062	1

Please contact Customer Care Center for Stockable and Non stockable status of references.

NORMAL STOCK ITEMS

W.E.F. January 30th, 2023

Metal Boxes



- **Weld free design** to minimize corrosion and rusting without compromising on strength
- Mounting clip and earth pin designed for **easier installation** and to **avoid loss during transportation**
- Removable side plates and optimized knock outs and for **easier wiring**
- Completely tested & validated as per **IS 14772**

Description	Reference	Unit MRP [₹]	Pack
Metal Boxes for Indian Format Ranges (Livia, Opale Clipsal X, Unica Pure & ZENcelo India) NEW			
0.8 mm thickness			
Metal Box 1 & 2 modules	ME0102	105	20
Metal Box 3 modules	ME0103	135	20
Metal Box 4 modules	ME0104	156	20
1 mm thickness			
Metal Box 1 & 2 modules	MR1102	116	20
Metal Box 3 modules	MR1103	153	20
Metal Box 4 modules	MR1104	177	20
Metal Box 6 modules	MR1106	240	10
Metal Box 8 modules - Horizontal	MR1108	311	10
Metal Box 8 modules - Square	MR1109	311	10
Metal Box 12 module	MR1112	400	5
Metal Box 18 modules	MR1118	474	5

Description	Reference	Unit MRP [₹]	Pack
Metal Boxes for BS Format Ranges (AvatarON,ZENcelo BS, NEO, ULTI) - New & Improved Design NEW			
Use Bracket/Frame to ensure alignment of switches on 2/3/4 Gang Metal Box (refer to Avataron section for references)			
1 mm thickness			
2 GANG GI Metal Boxes	MM1102	291	20
3 GANG GI Metal Boxes	MM1103	413	20
4 GANG GI Metal Boxes	MM1104	534	20

- Special Metal Box with Gang Partition to accommodate BS format ranges
- Single Metal Box can accommodate up to 4 units
- Number of Gangs for Metal Box = Number of units that it can accommodate (Eg. 3 GANG Metal Box can accommodate up to 3 BS format Units)

Please contact Customer Care Center for Stockable and Non stockable status of references.

NORMAL STOCK ITEMS

W.E.F. January 30th, 2023



Make your home smart with our Wiser - Smart Homes offering.

- Easy to operate
- Easy to maintain
- Easy to control
- Easy on pocket

A solution which blends with your existing Switches and all this without any change in Wiring.

With the Internet of Things taking over the lives, automation has made lives simpler and homes smarter.

Smart homes are the base to smart cities and a much secure lifestyle. It is a connected home technology that is designed to automate functions and grant you control over the property.

- Set the schedule, and the rest is automated and based on your personal preferences thus providing convenience, control, money savings, and an overall smarter home.
- Alerts about lights still switched on after leaving the house
- Make personalizations to the home using just an app

Once there were smart homes, now there are Wiser™.

Smart homes are about technologies. Wiser Homes evolve around people. It adds a new dimension - being Stylish, Living Well and Eco-friendly. Interlinks the electrical, multi-media and telecommunication worlds with a single and user-friendly solution - enabling you to monitor, control and access your home beyond physical boundaries at anytime, anywhere.

Features

- Integrates with any existing switch.
- Interlinks the electrical, multi-media and telecommunications worlds through Wi-Fi, providing
 - True and easy integration for devices from different brands and makes.
- The intuitive graphic user interface with jargon-free language and self-explanatory icons is easy-to-use, while the interface is consistent across different control devices and no need to spend extra time to learn different control interfaces.
- Control and access home anywhere and at any time through the secured wireless connection.
 - With time scheduling, scene control



SE Ref.	Description of reference	Unit MRP [₹]
Wiser 4 Channel Automation Relay	IH14000100	12,786
Wiser Automation Gateway	IH101ZWIFI	35,987
2 Channel Dimmer Controller	IH12000020	15,786
Wiser 1 Channel Analog Dimmer + 1 Channel Direct dimmer Controller	IH12001010	15,786
Wiser Curtain Controller	IH11000200	14,915
Fan Speed Controller	IH1200010F	15,786
Smart Doorbell	IH100WFVDP	27,211
IR Controller	IH101ZW2IR	14,786

Please contact Customer Care Center for Stockable and Non stockable status of references.

NORMAL STOCK ITEMS

W.E.F. January 30th, 2023

Surface and Flush Mount Occupancy Sensors



PIR, Ultrasonic Sensors & High Frequency sensor suitable for both Surface & Flush Mount

Description	Reference	Unit MRP [₹]
Surface Mount Single-Load 360 degrees PIR	CSS54E_WE	3,788
Flush/Surface Mount Single-Load 360 degrees PIR	SAE-UE-MS-CSAWE	4,569
ARGUS Presence Dual-Tech PIR & Ultrasonic Sensor - 1ch	CCT551011	18,391
ARGUS Presence Dual-Tech - 2ch	CCT551012	16,469
ARGUS IR Remote Controller Dual-Tech	CCT556011	15,267
ARGUS Presence High Frequency High Bay Sensor - 2ch	CCT551023	18,391
ARGUS IR Remote Controller HF	CCT556023	15,267
ARGUS Presence Wide Sense - 2ch	CCT551003	15,260
INFRASCAN OUTDOOR 3WIRE 10A	750WPR-GY	19,647
INFRASCAN INDOOR 3WIRE 10A	751R-WE	10,606
INFRASCAN 360DEGREE 3WIRE	753R-WE	11,901



PIR Flush Mount Sensors

Description	Reference	Unit MRP [₹]
ARGUS Standard min 360° False ceiling indoor movement detector	CCT570005	5,453
ARGUS Standard 360° False ceiling indoor movement detector - 2ch	CCT570003	7,850
Flush Mount Dual load 360 degrees standalone sensor	SAE-UE-MS-CDBWE	9,116



Dimmable Sensors with Light Regulation

0-10V Analogue & Dali Dimmable Sensor

Description	Reference	Unit MRP [₹]
Flush/Surface Mount Dual Load 360° PIR, 0-10V Analogue Dimmable Sensor with remote	SAE-UE-MS-CDDWE	12,089
ARGUS Presence DALI 230V - 2 zones	CCT552006	19,630
ARGUS Presence DALI 230V - Slave	CCT555006	14,070
ARGUS IR Remote Controller DALI	CCT556006	16,032
ARGUS Presence Master with IR, DALI	MTN5510-1519	21,075

Please contact Customer Care Center for Stockable and Non stockable status of references.

NORMAL STOCK ITEMS

W.E.F. January 30th, 2023

Wall Mount Sensors



BS Standard & Outdoor IP55 Sensor

Description	Reference	Unit MRP [₹]
Neo C-Metro 200 degrees wall mount sensor, grey colour	E3751MS3C_GS	5,581
Neo C-Metro 90 degrees wall mount sensor, grey colour	E3751MS3A_GS	7,777
Zencelo 110 degrees wall mount sensor, white colour	E84751MS3B_WE	5,507
Zencelo 90 degrees wall mount sensor, white colour	E84751MS3A_WE	5,507
Argus 110 Electronic outdoor movement detector, angle of detection 110 degrees, max. range 12 mtrs, IP55 protection	MTN565119	8,029
Argus 220 Electronic movement detector for outdoor ceiling mounting angle of detection 220 degrees, max. range 12 mtrs, IP55 protection	MTN565219	12,388
Accessories		
Mounting bracket for Argus 110 and Argus 220 Sensors	MTN565291	1,495

Hotel - ELV Dual Motion Sensor

Description	Reference	Unit MRP [₹]
ELV DUAL TECH MOTION SENSOR	SAE_UE_MS_CULV_WE	13,114

Please contact Customer Care Center for Stockable and Non stockable status of references.

NORMAL STOCK ITEMS

W.E.F. January 30th, 2023

Timers & Time Switches

Analog Time Switches



- 24H, 7D Programmable switch Voltage Rating: 230V AC +10%, -15%
- Memory: Upto 56 Switching Operations
- Back up of program: Operating reserve for 100, 200 Hours
- Overall dimensions: 5 modules
- Minimum time between two switching operations: 15, 30 min
- Accuracy: $\leq \pm 1$ s/day at +20°C

Description	Module Width 18mm/module	Reference	Unit MRP [₹]
IH 24H 16 A 15 mts interval 1 channel	1	15336	5423
IH 24H 16 A 30 mts interval 1 channel	1	CCT15365	5915
IH 24H + 7 day 10 A 1 channel- Max 16 On, 16 Off and 7 On + 7 Off cycles	3	15366	9102
IH 7 day 16 A 1 channel- Max 21 On and 21 Off cycles	3	CCT15367	8468
IH 24H 16 A 30 mts 1 channel without reserve	3	CCT16364	4805

Digital Time Switches



- 7D, 24H Programmable switch .Voltage Rating: 230V AC +10%, -15%
- Consumption: 1 channel - max. 4VA; 2 channels - max. 7VA
- Memory: Upto 56 Switching Operations
- Back up of program & time by lithium battery: Operating reserve: 6 Years
- Overall dimensions: 5 modules
- Cable length: 100m
- Minimum time between two switching operations: 1 min

Description	Module Width 18mm/module	Reference	Unit MRP [₹]
IHP 1C w (24h/7d) programmable time switch	2.5	CCT15441	11656
IHP+ 1C (24h/7d) SMARTw programmable time switch	2.5	CCT15551	14380
IHP 2C w (24h/7d) programmable time switch	2.5	CCT15443	15036
IHP DCF (24h/7d) SMART programmable time switch	2.5	CCT15858	24853
IHP+ 2C (24h/7d) SMARTw programmable time switch	2.5	CCT15553	16636

Timers



- Switching capacity 16 A, max
- Delay range from 30 sec to 20 min
- Capacity for lighted pushbutton 150 mA
- Electric distribution busbar compatibility
- Output power capacity CCT15232-2300W
- Output power capacity CCT15223-3600W

Description	Module Width 18mm/module	Reference	Unit MRP [₹]
MINs - electronic timer - 0.5 to 20 min	1	CCT15232	6584
MINs - electronic timer - 0.5 to 20 min with switch Off Warning	1	CCT15233	8455
MINs - electronic timer - 0.5 to 20 min with switch Off Warning and Impulse relay function	1	CCT15234	8345

Please contact Customer Care Center for Stockable and Non stockable status of references.

NORMAL STOCK ITEMS

W.E.F. January 30th, 2023

Twilight switch



- Includes wall mounted cell
- Adjustable brightness threshold 2 to 2000 Lux
- 2 LEDs to signal the sensor status and the output status
- Test button: To check the product and load cabling
- Switching capacity: 16Amp
- Screwless Terminals compatible with rigid and flexible wires
- Consumption 6 VA
- Size 45mm

Description	Module Width 18mm/module	Reference	Unit MRP [₹]
IC2000 outdoor (2 - 2000 lux) twilight switch	1	CCT15369	13887
Analogue indoor light sensor cell	-	CCT15262	6852
Wall mounted Analogue outdoor light sensor cell	-	CCT15263	10621
IC100 (2 - 100 lux) twilight switch	1	CCT15482	11682
IC2000 indoor (2 - 2000 lux) twilight switch	1	CCT15285	10410
IC2000p+ (2 - 2000 lux) programmable twilight switch	2.5	CCT15483	25336
IC100kp+ 1C (1 - 99000 lux) SMART programmable twilight switch	2.5	CCT15494	29184
IC100kp+ 2C (1 - 99000 lux) SMART programmable twilight switch	2.5	CCT15495	35928
IC Astro 2C SMART programmable twilight switch	2.5	CCT15245	26484
IC Astro 1C SMART programmable twilight switch	2.5	CCT15225	21224

Time switch accessories

Description	Module Width 18mm/module	Reference	Unit MRP [₹]
Programming kit for IHP / IC	1	CCT15860	11657

Thermostat

Description	Module Width 18mm/module	Reference	Unit MRP [₹]
THP1+ 1C (24h/7d) programmable thermostat	2.5	CCT15834	26516

Please contact Customer Care Center for Stockable and Non stockable status of references.

NORMAL STOCK ITEMS

W.E.F. January 30th, 2023

Life Is 

Schneider
Electric

Schneider Electric India Pvt. Ltd.

Corporate Office: 9th Floor, DLF Building No. 10, Tower C, DLF Cyber City, Phase II, Gurugram 122002 Haryana
Tel.: ++91 124 6899000 Fax: ++91 124 4222036/037

Ahmedabad

Schneider Electric India (P) Ltd.
1506-1507, 15th Floor Shapth-5
Opp.Karnavati Club, SG Highway,
Ahmedabad, Gujarat - 380015
Tel.: 079-66826701

Bengaluru

Schneider Electric India (P) Ltd.
No. 3/1, JP Techno Park
Mezzanine Floor, Millers Tank Bund
Road, Vasanth Nagar
Bengaluru - 560052
Tel.: 080-71481351

Bhubaneswar

Schneider Electric India (P) Ltd.
Workloop Co-Working in the property
Office No. 316, Esplanade One Mall
Rasulgarh, Bhubaneswar - 751010

Chennai

Schneider Electric India (P) Ltd.
No: 29, 2nd Floor,
Bannari Amman Towers, B-Block
Dr. Radhakrishnan Road, Mylapore
Chennai - 600 004
Tel.:044-71912000

Cochin

Schneider Electric India (P) Ltd.
Alapatt Properties Private Limited
(Trade Name : Centre A)
Main Door Number : 66/4971
(Old Door Number: 40/6584-H)
7th Floor Alapatt Heritage Building
MG Road Kochi - 682035

Coimbatore

Schneider Electric India (P) Ltd.
Hanudev Info Tech Park, 6th Floor
Unit No. Block-C, SF No. 558/2
Udalyampalayam Road, Nava India
Coimbatore - 641028

Hyderabad

Schneider Electric India (P) Ltd.
D.No. 1-8-271, # 401, Ashoka
Bhoopal Chambers, SP Road
Secunderabad - 500003
Tel.: 040-67219500

Indore

Schneider Electric India (P) Ltd.
219, Dhan Trident Building
Vijay Nagar, A.B.Road
Indore - 452001

Jaipur

Schneider Electric India (P) Ltd.
Jaipur Business Centre 309
3rd Floor, Sangam Tower 190
Church Road, Jaipur - 302001
Tel.: 0141-2374810

Kolkata

Schneider Electric (I) Pvt.Ltd,
BP-4, Sector-V, Technopolis
3rd Floor, Salt Lake City
Kolkata - 700 091
Tel.: 033-66576400

Lucknow

Schneider Electric India (P) Ltd.
Summit, Plot No. TCG 3/3
6th Floor, 604A/B/C, Vibhuti Khand
Gomti Nagar, Lucknow
Uttar Pradesh - 226010
Tel.: 0522-3500334

Ludhiana

Schneider Electric India (P) Ltd.
SCO 23, 2nd Floor,
Chandigarh Road, Sector 32
Ludhiana, Punjab -141010
Tel.: 0161- 5203011

Mohali

Schneider Electric India (P) Ltd.
2nd Floor, Tower-A
Bestech Business Tower
Mega Information & Technology Park
Industrial Plot No.1, Phase IX
(Expansion), Mohali - 160059
Tel.: 0172-7198200

Mumbai

Schneider Electric India (P)(Ltd)
Marwah House, 2nd Floor
Krishanlal Marwah Marg
Andheri (East), Mumbai - 400072
Tel.: 022-62280000

Nagpur

Schneider Electric India (P) Ltd.
6, Vasant Vihar Complex
W.H.C Road, Shankar Nagar
Nagpur - 440010
Tel.: 0712-2558581

Nashik

Schneider Electric India (P) Ltd.
401, 4th Floor, Rishi Raj Towers
Jehan Circle, Gangapur Road
Nashik - 422013
Tel.: 0253-2344333

New Delhi

Schneider Electric India (P) Ltd.
C-56, Mayapuri Industrial Area, Phase-2
New Delhi - 110064
Tel.: 011-61317400

Pune

Schneider Electric India (P) Ltd.
Amar Caliber, CTS No 911, BMCC Road,
OFF F.C. Road, Deccan Gymkhana,
Shivaji Nagar, Pune - 411007
Tel.: 020-67492500

Vadodara

Schneider Electric India (P) Ltd.
Notus IT Park, 10th Floor, Block-D
Sarabhai Campus, Vadiwadi
Vadodara, Gujarat - 390017

Vishakhapatnam

Schneider Electric India (P) Ltd.
D.N.10-1-43, 1st Floor
Ratnam's Business Centre,
Siripuram Fort, C.B.M.Compound
Visakhapatnam - 530016
Tel.: 0891-6675500

Customer Care Centre

Monday-Saturday, 9 a.m. to 8 p.m.

Toll-free numbers: 1800 419 4272, 1800 103 0011

Email: customercare.in@schneider-electric.com

For more information, visit our website at: www.se.com/in

- All Prices are in Indian Rupees.
- Prices are subject to change without prior notice.
- Product evolution is a continuous process and Schneider Electric reserves the right to modify/withdraw any product at any time without prior notice.
- Prices charged will be as prevailing on the date of dispatch.
- Invoice Amount = (MRP – less Applicable discount) + Applicable GST %
- Tax incidence on invoices is basis applicable GST rates.
- Invoice amount not to exceed MRP.
- Product pictures shown are for illustration purpose only, actual product may vary.

Distributor


Life Is On

Schneider
Electric



5G




 Price List

Low Voltage Distribution Products

With effect from January 30th, 2023



se.com/in

EasyPact CVS:	
■ Range Overview (up to 630A)	10
■ MCCBs for Distribution Network	11
■ EasyPact CVS Switch Disconnecter Version	16
■ Accessories	17
■ Range Overview (800A to 1250A)	20
■ MCCB for Distribution Network	22
Moulded Case Circuit Breakers:	
ComPact NSXm:	
■ Range Overview	25
■ MCCBs for Distribution Network	29
■ MCCB with Integrated Earth Leakage Protection.	30
■ Accessories	31
MCCB for Motor Protection:	
■ GV4LE	32
■ GV4PE	32
■ Accessories for GV4	33
■ Auxiliary Contact Blocks	33
ComPact NSX:	
■ Range Overview	35
■ MCCBs for Distribution Network	36
■ Circuit Breakers for Motor Protection	39
■ MCCB with Integrated Earth Leakage Protection.	40
■ Accessories	41
■ Unique Modular Ground Fault Protection.	44
ComPact NS: 	
■ Range Overview	46
EasyPact EZC:	
■ Range Overview	49
■ MCCBs for Distribution Network.	50
■ Accessories	52
Earth Leakage Protection:	
■ Vigirex - Earth Leakage Protection Relay	53
Switch Disconnector:	
■ ComPact- INS & INV Switch Disconnectors	54
■ Switch Disconnector fuse units - range overview.	55
■ FuPact Switch Disconnector and Accessories.	56
Air Circuit Breakers:	
MasterPact MTZ:	
■ Range Overview	58
■ Overview of MicroLogic X Trip Unit	60
MasterPact NT/NW:	
■ Range Overview	62
■ Micrologic Trip system	63
■ ATS Kit range	63
EasyPact MVS:	
■ Range Overview	65
■ ET/ETA/ETV Trip System.	66
■ Draw-out type Circuit breakers and Switch Disconnectors	67
■ Fixed type Circuit breakers and Switch Disconnectors	69
■ Accessories	71

EasyPact SPS:

- Range Overview72
- Draw-out type Circuit breakers and Switch disconnectors73
- Fixed type Circuit breaker and Switch disconnectors74
- Accessories74

Automatic Transfer Switch:

- Range Overview75
- ATS (ASCO) Series 7000/30078
- ATS (ASCO) Series 23079
- ATS WOTPC80
- TransferPacT Active Automatic81
- WATSN (ATS and RTS)82



Green Premium™

An industry leading portfolio of offers delivering sustainable value



More than 75% of our product sales offer superior transparency on the material content, regulatory information and environmental impact of our products:

- RoHS compliance
- REACH substance information
- Industry leading # of PEP's*
- Circularity instructions



Discover what we mean by green
Check your products!

The Green Premium program stands for our commitment to deliver customer valued sustainable performance. It has been upgraded with recognized environmental claims and extended to cover all offers including Products, Services and Solutions.

CO₂ and P&L impact through... Resource Performance

Green Premium brings improved resource efficiency throughout an asset's lifecycle. This includes efficient use of energy and natural resources, along with the minimization of CO₂ emissions.

Cost of ownership optimization through... Circular Performance

We're helping our customers optimize the total cost of ownership of their assets. To do this, we provide IoT-enabled solutions, as well as upgrade, repair, retrofit, and remanufacture services.

Peace of mind through... Well-being Performance

Green Premium products are RoHS and REACH compliant. We're going beyond regulatory compliance with step-by-step substitution of certain materials and substances from our products.

Improved sales through... Differentiation

Green Premium delivers strong value propositions through third-party labels and services. By collaborating with third-party organizations we can support our customers in meeting their sustainability goals such as green building certifications.

EcoStruxure™ Facility Expert

Designed to keep you in touch with your equipment

Say goodbye to paperwork, outdated files, conflicting information, missing documents, and unplanned maintenance.

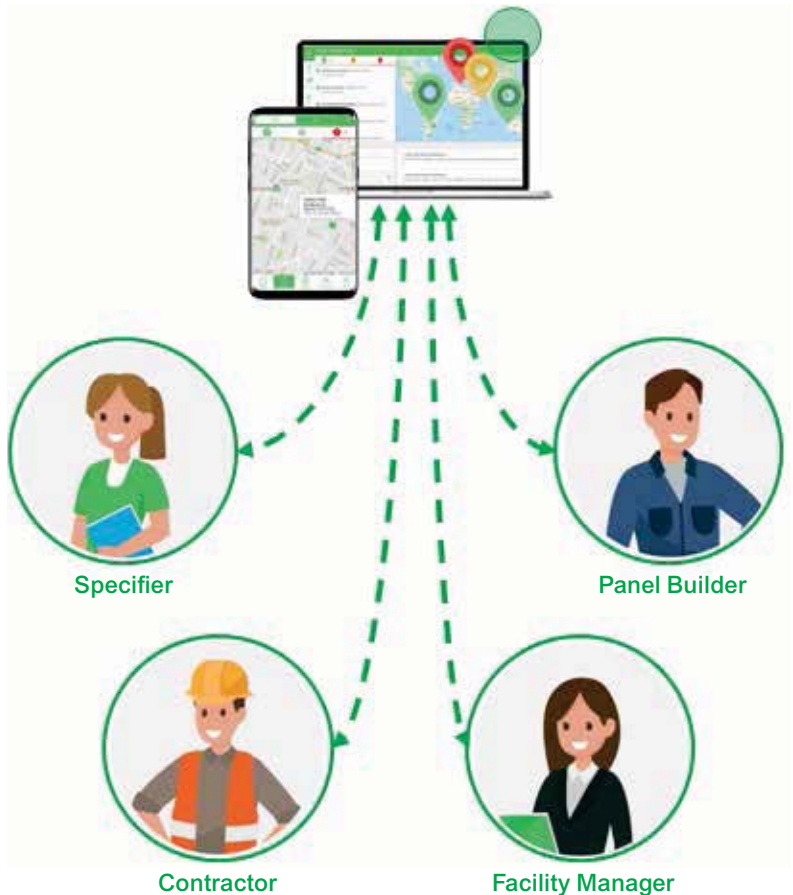
Say hello to extended insights, easier maintenance, greater productivity and information at your fingertips.

Because now, your electrical system becomes your partner with a simple QR code.



Collaborate and get things done!

- **Toss the papers!** Group user manuals, single-line drawings, photos, factory and site acceptance test reports, spare parts lists and more behind a simple QR code.
- **Get crucial data organized!** Free collaborative digital tool enables you to share information with your partners and team members.



Simplify and manage maintenance activities

- **Ease the set up of preventive maintenance plans** with auto-generated maintenance templates.
- **Streamline maintenance and operation** by assigning tasks and centralizing maintenance schedules, logs and reports.
- Leverage your digital community to **solve issues quickly**.
- **Keep your installation healthy** and maximize its life.

Scan and Download

For free access to EcoStruxure™ Facility Expert



Scan to know more

About how EcoStruxure™ Facility Expert can help you manage your equipment better





Product Selector

-Select Schneider products through digital tool

Product selector is an online software tool embedded in Schneider website or in distributor's website to help selecting the right product with its accessories. Product Selector aims at providing a fast, secure and smart way of selecting products. It includes the selection of the basic frame, control unit, accessories and Digital Modules. Compared with the traditional way of filling up order forms or specifying customer functions, it brings the following benefits:

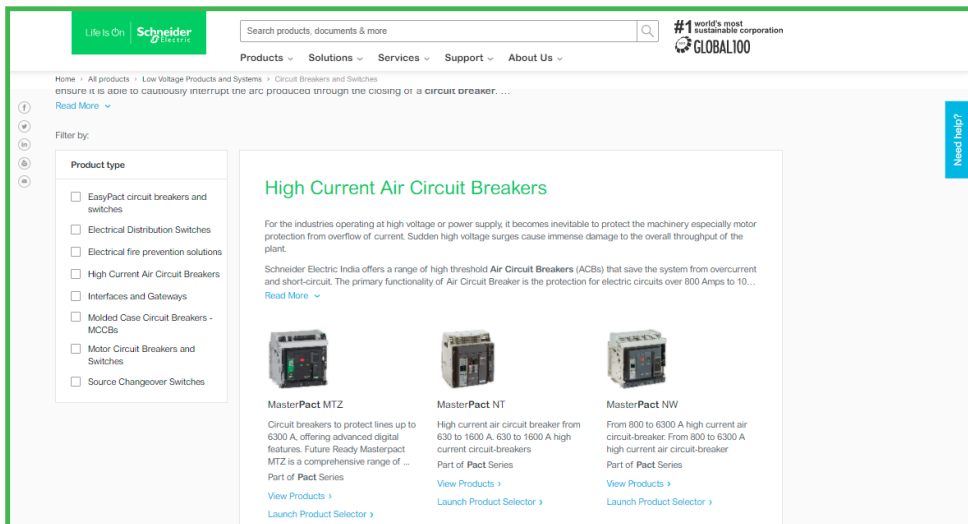
Easy access: no login, direct access on Schneider's website or on the website of distributor

Reliable: The compatibility between the main product and the accessories is constantly tested

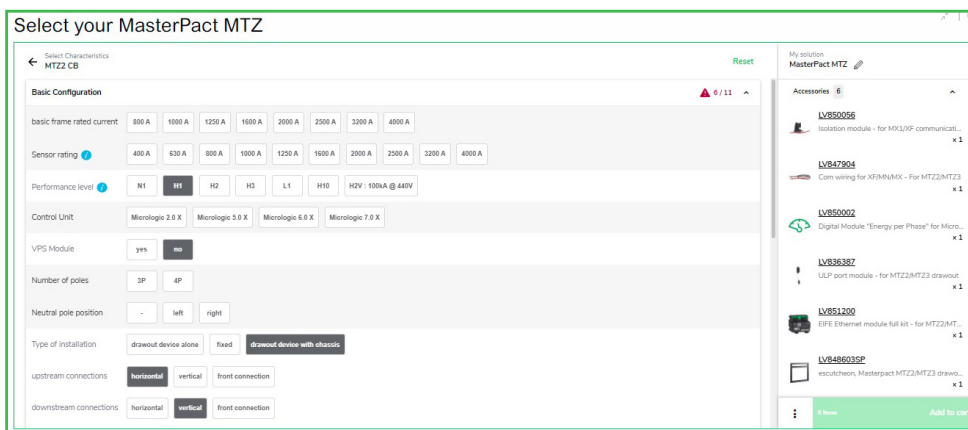
Wide coverage: more than 130 Schneider ranges are available (MasterPact)

Choose Products in simple steps:

1. Go to range page on se.com



2. Click on Launch Product Selector



Future of Power Distribution



MasterPact™ MTZ Circuit Breaker

FUTURE READY



...CONNECTIVITY READY

Stay connected and avoid downtime - The MasterPact MTZ app and EcoStruxure software conveniently bring energy data, circuit breaker control, and more directly to your smartphone.



...SUSTAINABILITY READY

Contribute to a better world - with Green Premium MasterPact MTZ circuit breakers you can enhance sustainability.



...PRECISION READY

Access new energy-saving capabilities - Acertified Class 1 power meter gives you precise power measurements for greater efficiency.




...ENVIRONMENT READY

Keep your electrical system online even in harsh environments - MasterPact MTZ circuit breakers give you proven reliability by going beyond standards.



...UPGRADE READY

Customize Micrologic X control unit anytime - Digital modules make it easy to upgrade and tailor your system.



...INTEGRATION READY

Simplify your switchboard operation - MasterPact MTZ circuit breakers are adaptable to different systems because of their digital capabilities.



...INSTALLATION READY

Streamline configuration and commissioning with EcoStruxure Power Commission tool.



Learn more about the future of power distribution, Click or Scan



EasyPact™ CVS

Molded-case circuit breakers and
switch-disconnectors from 16 to 630A



se.com/in

Life Is On

Schneider
Electric

EasyPact CVS

Easy Choice for Quality and Value



- **EasyPact CVS** MCCBs upto 630A is the easy choice for all your most common electrical distribution applications
- **EasyPact CVS** also available with Electronic Trip release LSol from 40A to 250A **NEW**
- Encapsulated double break roto technique ensures outstanding current limiting capability
- High electrical / mechanical endurance for enhanced service life
- Single accessory reference for different functions – on/off, trip and fault trip – improves shop floor efficiency
- Separate electrical fault indication for ease of fault diagnosis
- Class 2 front face, Locking in off position, Suitable for Isolation
- Optimized footprint in two frame sizes

Range Details:

- Breaking capacity 25kA to 50kA, $I_{cs} = 100\% I_{cu}$
- TMD, MA, Electronic trip units (LSol protection 40A to 630A)
- Electronic trip units (LSIG protection 25A to 630A)
- 3P & 4P versions available
- Common accessories upto 630A



With Thermal Magnetic Trip Unit (TMD)

- Range upto 100A
- 3P and 4P version available

Breaking Capacity as per IEC 60947-2	Rated Current	Three Pole Reference	Unit MRP [₹]	Four Pole Reference	Unit MRP [₹]
EasyPact CVS 100 BS Overload Setting (I_r) 0.8 - 1 x I_n					
25kA*	20A	LV510931	7910	LV510951	12540
	25A	LV510932		LV510952	
	32A	LV510933		LV510953	10750
	40A	LV510934		LV510954	12540
	50A	LV510935		LV510955	
	63A	LV510936		LV510956	10750
	80A	LV510937		LV510957	
	100A	LV510938		LV510958	

* I_{cs} = 17kA

Accessories

Description	CVS100BS Reference	Unit MRP [₹]
Auxiliary contacts (changeover) Multifunction		
Auxiliary Switch 1 C/O	EZAUX10 <input checked="" type="checkbox"/>	1150
Alarm Switch 1 C/O	EZAUX01	
Alarm - Auxiliary Switch	EZAUX11 <input checked="" type="checkbox"/>	
Spreaders		
Spreaders *(Set Of 3) 3P	EZASPDR3P <input checked="" type="checkbox"/>	460
Spreaders *(Set Of 4) 4P	EZASPDR4P <input checked="" type="checkbox"/>	970
Rotary Handle		
Direct Rotary handle	EZAROTDS <input checked="" type="checkbox"/>	1630
Extended Rotary handle	EZAROTE	2400
Shunt Release		
AC		
100-130 V	EZASHT100AC	2470
200-277 V	EZASHT200AC <input checked="" type="checkbox"/>	
380-480 V	EZASHT380AC	
DC		
24 V	EZASHT024DC	2710

For details on non-standard references, technical parameters, stockable and non-stockable status, please contact Customer Care Centre.

NORMAL STOCK ITEMS

W.E.F. January 30th, 2023

• Ics = 100% Icu as per IEC 60947-2

Breaking Capacity as per IEC 60947-2	Rated Current	Three Pole Reference	Unit MRP [₹]	Four Pole Reference	Unit MRP [₹]
EasyPact CVS 100 to 630A Overload Setting (Ir) 0.7 - 1 x In					
25kA	16A	LV510300 <input checked="" type="checkbox"/>	8430	LV510310	11720
	25A	LV510301 <input checked="" type="checkbox"/>		LV510311 <input checked="" type="checkbox"/>	
	32A	LV510302 <input checked="" type="checkbox"/>		LV510312 <input checked="" type="checkbox"/>	
	40A	LV510303 <input checked="" type="checkbox"/>		LV510313 <input checked="" type="checkbox"/>	
	50A	LV510304 <input checked="" type="checkbox"/>		LV510314	
	63A	LV510305 <input checked="" type="checkbox"/>		LV510315 <input checked="" type="checkbox"/>	
	80A	LV510306 <input checked="" type="checkbox"/>	LV510316 <input checked="" type="checkbox"/>		
	100A	LV510307 <input checked="" type="checkbox"/>	8480	LV510317 <input checked="" type="checkbox"/>	
	125A	LV516302 <input checked="" type="checkbox"/>	12400	LV516312 <input checked="" type="checkbox"/>	15180
	160A	LV516303 <input checked="" type="checkbox"/>	16180	LV516313 <input checked="" type="checkbox"/>	19400
200A	LV525302 <input checked="" type="checkbox"/>	21430	LV525312	26790	
Breaking Capacity as per IEC 60947-2					
25kA	250A	LV525303 <input checked="" type="checkbox"/>	25080	LV525313	30680

Breaking Capacity as per IEC 60947-2	Rated Current	Three Pole Reference	Unit MRP [₹]	Four Pole Reference	Unit MRP [₹]
EasyPact CVS 100 to 630A Overload Setting (Ir) 0.7 - 1 x In					
36kA	16A	LV510330 <input checked="" type="checkbox"/>	11530	LV510340	14400
	25A	LV510331 <input checked="" type="checkbox"/>		LV510341	
	32A	LV510332 <input checked="" type="checkbox"/>		LV510342 <input checked="" type="checkbox"/>	
	40A	LV510333 <input checked="" type="checkbox"/>		LV510343 <input checked="" type="checkbox"/>	
	50A	LV510334 <input checked="" type="checkbox"/>		LV510344	
	63A	LV510335 <input checked="" type="checkbox"/>		LV510345 <input checked="" type="checkbox"/>	
	80A	LV510336 <input checked="" type="checkbox"/>	LV510346		
	100A	LV510337 <input checked="" type="checkbox"/>	12810	LV510347 <input checked="" type="checkbox"/>	
	125A	LV516332 <input checked="" type="checkbox"/>	16960	LV516342	15900
	160A	LV516333 <input checked="" type="checkbox"/>	24430	LV516343	20200
200A	LV525332	27100	LV525342 <input checked="" type="checkbox"/>	30270	
Breaking Capacity as per IEC 60947-2					
36kA	250A	LV525333	35080	LV525343 <input checked="" type="checkbox"/>	33540
	320A	LV540305	35280	LV540308 <input checked="" type="checkbox"/>	43520
	400A	LV540306	39990	LV540309 <input checked="" type="checkbox"/>	43900
	500A	LV563305 <input checked="" type="checkbox"/>	45310	LV563308 <input checked="" type="checkbox"/>	50650
	630A**	LV563306 <input checked="" type="checkbox"/>		LV563309 <input checked="" type="checkbox"/>	55590

Breaking Capacity as per IEC 60947-2	Rated Current	Three Pole Reference	Unit MRP [₹]	Four Pole Reference	Unit MRP [₹]
50kA	16A	LV510470 <input checked="" type="checkbox"/>	15650	LV510480	19240
	25A	LV510471		LV510481	
	32A	LV510472 <input checked="" type="checkbox"/>		LV510482 <input checked="" type="checkbox"/>	
	40A	LV510473		LV510483	
	50A	LV510474		LV510484	
	63A	LV510475 <input checked="" type="checkbox"/>		LV510485 <input checked="" type="checkbox"/>	
	80A	LV510476 <input checked="" type="checkbox"/>	LV510486		
	100A	LV510477 <input checked="" type="checkbox"/>	20350	LV510487 <input checked="" type="checkbox"/>	
	125A	LV516462 <input checked="" type="checkbox"/>	22020	LV516467	22270
	160A	LV516463 <input checked="" type="checkbox"/>	28500	LV516468	26220
200A	LV525452	30640	LV525457 <input checked="" type="checkbox"/>	35810	
Breaking Capacity as per IEC 60947-2					
50kA	250A	LV525453	37990	LV525458 <input checked="" type="checkbox"/>	37760
	320A	LV540315 <input checked="" type="checkbox"/>	38280	LV540318	46980
	400A	LV540316 <input checked="" type="checkbox"/>	44380	LV540319 <input checked="" type="checkbox"/>	47840
	500A	LV563315 <input checked="" type="checkbox"/>	47340	LV563318	56000
	630A**	LV563316 <input checked="" type="checkbox"/>		LV563319 <input checked="" type="checkbox"/>	59600

Note:

**630A @ 30°C & 600A @ 40°C for TMD630A MCCB

For Details on stockable and non-stockable status, technical parameter, please Contact Customer Care Centre

NORMAL STOCK ITEMS

W.E.F. January 30th, 2023



EasyPact CVS 40 to 630A with Electronic Trip Unit ETS 2.2 and ETS 2.3

- Ics = 100% Icu as per IEC 60947-2
- Suitable for Isolation
- Adjustable Overload from 0.4 to 1 x In
- Adjustable Short Circuit from 1.4 to 10 x Ir
- Adjustable Neutral Protection - N, N/2, OFF for 4 Pole MCCB
- Inbuilt Thermal Memory

Breaking Capacity Ics as per IEC 60947-2	Rated Current	Three Pole Reference	Unit MRP [₹]	Four Pole Reference	Unit MRP [₹]
EasyPact CVS 40 to 250A					
25KA	40	LV510550	22030	LV510580	28350
	100	LV510551	22030	LV510581	28350
	160	LV516505	28130	LV516508	35880
	250	LV525505	36970	LV525508	47420
36KA	40	LV510552	22390	LV510582	28480
	100	LV510553	22390	LV510583	28480
	60	LV516506	28630	LV516509	39570
	250	LV525506	38710	LV525509	53640
50KA	40	LV510554	26860	LV510584	36350
	100	LV510555	26860	LV510585	37430
	160	LV516507	34040	LV516510	44280
	250	LV525507	44210	LV525510	57460

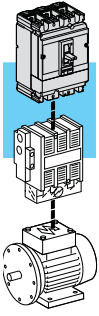
Breaking Capacity Ics as per IEC 60947-2	Rated Current	Three Pole Reference	Unit MRP [₹]	Four Pole Reference	Unit MRP [₹]
EasyPact CVS 400 to 630A					
36 kA	400A	LV540505 <input checked="" type="checkbox"/>	42620	LV540506 <input checked="" type="checkbox"/>	54900
	630A	LV563505 <input checked="" type="checkbox"/>	46840	LV563506 <input checked="" type="checkbox"/>	62160
50 kA	400A	LV540510 <input checked="" type="checkbox"/>	46780	LV540511 <input checked="" type="checkbox"/>	60560
	630A	LV563510 <input checked="" type="checkbox"/>	50930	LV563511 <input checked="" type="checkbox"/>	66610

For details on non-standard references, technical parameters, stockable and non-stockable status, please contact Customer Care Centre.


NORMAL STOCK ITEMS

W.E.F. January 30th, 2023

Circuit Breakers for Motor Protection Breaking Capacity 50kA, Ics=100%Icu



Current Rating	Magnetic setting	2.5	6.3	12.5	25	50	100	150	220	320	500	
CVS 100	I _m = I _n x ...	6....14 x I _n										
CVS 160/250								9....14 x I _n				
CVS 400										6....13 x I _n		
CVS 630											6....13 x I _n	



Frame 1	2.5 to 220A
Frame 2	320 to 500A

With Magnetic Trip Unit MA Type

Breaking Capacity Ics as per IEC 60947-2	Rated Current	Three Pole Reference	Unit MRP [₹]
50kA	2.5A	LV510450	11630
	6.3A	LV510451	
	12.5A	LV510452 <input checked="" type="checkbox"/>	12640
	25A	LV510453 <input checked="" type="checkbox"/>	16810
	50A	LV510454 <input checked="" type="checkbox"/>	17060
	100A	LV510455 <input checked="" type="checkbox"/>	17340
50kA	150A	LV516451 <input checked="" type="checkbox"/>	21940
	220A	LV525442 <input checked="" type="checkbox"/>	23140
	320A	LV540552 <input checked="" type="checkbox"/>	34650
	500A	LV563552	42890

For details on non-standard references, technical parameters, stockable and non-stockable status, please contact Customer Care Centre.

NORMAL STOCK ITEMS

W.E.F. January 30th, 2023



EasyPact CVS with built-in LSIG Electronic trip unit ETS 6

- Rated Current, In (A) – 25, 40, 100, 160, 250, 400, 630
- Breaking capacity (Icu=Ics) (kA) at 415V – 25 (only up to 250A), 36, 50
- 3 Pole and 4 pole versions.
- Built-in μ P based trip unit having protection functions LSIG.
Variable current setting for L,S,I and G and variable time delay setting for L,S and G.
- Neutral O/L protection possible with 3P MCCB (with External Neutral CT) and 4P MCCB
- Last Fault trip history on LCD screen of MCCB i.e Faulty phase, Type of Fault and interrupted current.

With ETS 6 Electronic trip unit (built in LSIG protection)

Breaking Capacity Icu as per IEC 60947-2	Rated Current	Three Pole Reference	Unit MRP [₹]	Four Pole Reference	Unit MRP [₹]
25kA	25A	LV510600	33320	LV510610	38670
	40A	LV510608		LV510618	
	100A	LV510609		LV510619	
	160A	LV516600	38280	LV516610	47460
Breaking Capacity Icu as per IEC 60947-2	Rated Current	Three Pole Reference	Unit MRP [₹]	Four Pole Reference	Unit MRP [₹]
25kA	250A	LV525600	45190	LV525610	55540
Breaking Capacity Icu as per IEC 60947-2	Rated Current	Three Pole Reference	Unit MRP [₹]	Four Pole Reference	Unit MRP [₹]
36kA	25A	LV510620	On Request	LV510630	On Request
	40A	LV510628	34730	LV510638	40320
	100A	LV510629		LV510639	
	160A	LV516620	39670	LV516630	49200
Breaking Capacity Icu as per IEC 60947-2	Rated Current	Three Pole Reference	Unit MRP [₹]	Four Pole Reference	Unit MRP [₹]
36kA	250A	LV525620	47830	LV525630	58900
	400A	LV540620	57130	LV540630	66170
	630A	LV563620	62540	LV563630	76270
Breaking Capacity Icu as per IEC 60947-2	Rated Current	Three Pole Reference	Unit MRP [₹]	Four Pole Reference	Unit MRP [₹]
50kA	25A	LV510640	On Request	LV510650	On Request
	40A	LV510648	38000	LV510658	45310
	100A	LV510649		LV510659	
	160A	LV516640	45620	LV516650	54380
Breaking Capacity Icu as per IEC 60947-2	Rated Current	Three Pole Reference	Unit MRP [₹]	Four Pole Reference	Unit MRP [₹]
50kA	250A	LV525640	50110	LV525650	60660
	400A	LV540640	59970	LV540650	71580
	630A	LV563640	66380	LV563650	85710

For details on non-standard references, technical parameters, stockable and non-stockable status, please contact Customer Care Centre.

NORMAL STOCK ITEMS

W.E.F. January 30th, 2023

Easy-Pact CVS Switch Disconnecter Version



- Suitable for Isolation with positive contact indication as defined by standard IEC 60947-3.
- Compliance to utilization categories AC22A or AC23A
- Self protected due to high magnetic-set release
- Two frame sizes upto 630A
- Available in fixed version.
- Common Accessories as that of **EasyPact** CVS circuit breaker

Rated Current	Three Pole Reference	Unit MRP [₹]	Four Pole Reference	Unit MRP [₹]
100A	LV510425	8420	LV510426	10670
160A	LV516425	10050	LV516426	12640
Rated Current	Three Pole Reference	Unit MRP [₹]	Four Pole Reference	Unit MRP [₹]
250A	LV525425	21050	LV525426	28030
400A	LV540400	30860	LV540401	39270
630A	LV563400	35080	LV563401	47170

For details on non-standard references, technical parameters, stockable and non-stockable status, please contact Customer Care Centre.

NORMAL STOCK ITEMS

W.E.F. January 30th, 2023



Indication contacts



Voltage Release



Padlocking accessory



Direct Rotary Handle



Extended Rotary Handle

Accessories for EasyPact CVS 100 - 630A

Auxiliary Contacts (Changeover) Multifunction

Description	Reference	Unit MRP [₹]
OF or SD or SDE or SDV	29450 <input checked="" type="checkbox"/>	1090
OF or SD or SDE or SDV low level	29452	1270
SDE adapter for trip unit TM or MA or ETS 2.3 #	LV429451 <input checked="" type="checkbox"/>	940

To be considered alongwith SDE contact for MCCB with TMD/ETS 2.3/MA Trip Unit

Voltage Releases

Description	Shunt Release Reference	Unit MRP [₹]	Undervoltage Reference	Unit MRP [₹]
AC				
24 V 50/60 Hz	LV429384 <input checked="" type="checkbox"/>	3170	LV429404	3920
48 V 50/60 Hz	LV429385		LV429405	
110-130 V 50/60 Hz	LV429386 <input checked="" type="checkbox"/>		LV429406 <input checked="" type="checkbox"/>	
220-240 V 50/60 Hz	LV429387 <input checked="" type="checkbox"/>		LV429407 <input checked="" type="checkbox"/>	
380-415 V 50 Hz	LV429388 <input checked="" type="checkbox"/>		LV429408 <input checked="" type="checkbox"/>	
525 V 50 Hz	LV429389		LV429409	5620
DC				
12 V	LV429382	3170	LV429402	3880
24 V	LV429390 <input checked="" type="checkbox"/>		LV429410 <input checked="" type="checkbox"/>	
30 V	LV429391		LV429411	
48 V	LV429392		LV429412	3880
60 V	LV429383	4490	LV429403	5620
125 V	LV429393	3170	LV429413	3880
250 V	LV429394		LV429414	3850

Rotary Handles

Description	100/160/250A Reference	Unit MRP [₹]	400/630A Reference	Unit MRP [₹]
Direct rotary handle				
Standard black handle	LV429337 <input checked="" type="checkbox"/>	1530	LV432597 <input checked="" type="checkbox"/>	2300
Extended rotary handle				
Standard extended rotary handle	LV429338_IN <input checked="" type="checkbox"/>	2100	LV432598_IN <input checked="" type="checkbox"/>	3730

Installation Accessories

Description	100/160/250A Reference	Unit MRP [₹]	400/630A Reference	Unit MRP [₹]
Spreaders & Phase Barriers				
Spreaders (Set of 3) 3P	LV431563 <input checked="" type="checkbox"/>	730	32492 <input checked="" type="checkbox"/>	1650
Spreaders (Set of 4) 4P	LV431564 <input checked="" type="checkbox"/>	970	32493 <input checked="" type="checkbox"/>	2100
Phase Barriers (Set of 6)	*		LV432570 <input checked="" type="checkbox"/>	990
Interlocking				
For Breaker with Rotary Handle	LV429369	11340	LV432621	14280
For Breaker with Toggle	LV429354	13650	LV432614	14420
Mechanical Interlocking with Base Plate	29349**	-	32609**	-
Locking of Rotary Handle				
Locking Device	LV429344 <input checked="" type="checkbox"/>	730	LV432604 <input checked="" type="checkbox"/>	990
Ronis Keylock (1 Lock + 1 Key set)	41940 <input checked="" type="checkbox"/>	5460	41940 <input checked="" type="checkbox"/>	5460
Ronis Keylock (2 Locks + 1 Key set)	41950 <input checked="" type="checkbox"/>	9190	41950 <input checked="" type="checkbox"/>	9190
Profalux Keylock (1 Lock + 1 Key set)	42888	8530	42888	8530
Profalux Keylock (2 Locks + 1 Key set)	42878	10710	42878	10710

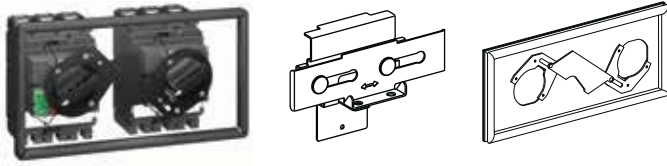
* supplied as standard with spreaders

** Mechanical Interlocking with Base Plate to be ordered with Safety trip interlock (LV429270 for 29349 and LV432520 for 32609)

For details on non-standard references, technical parameters, stockable and non-stockable status, please contact Customer Care Centre.

NORMAL STOCK ITEMS

W.E.F. January 30th, 2023



Accessories for CVS 100 - 630A

Manual Source change-over systems

- An additional accessory interlocks two devices with rotary handles to create a source changeover system. Closing of one device is possible only if the second is open.
- This function is compatible with direct or extended rotary handles.
- Up to three padlocks can be used to lock in the OFF or ON position.

Description	Reference	Unit MRP [₹]
Mechanical interlocking for circuit breakers		
With toggles 100A to 250A	LV429354	13060
With rotary handles 100A -250A	LV429369	10905
With toggles 400A to 630A	LV432614	13730
With rotary handles 400A to 630A	LV432621	

Accessories for ETS 6 Trip unit

Description	CVS100/160/250 Reference number	Rating	Unit MRP [₹]	CVS400/630 Reference number	Rating	Unit MRP [₹]
External neutral CT for 3 pole breaker with ETS6	LV429521	25 - 100 A	14820	LV432575	400 - 630 A	21410
	LV430563	150 - 250 A	22600			
Description				CVS 100 to 630 Reference number		Unit MRP [₹]
Pocket Battery For MCCB With ETS 6				LV434206		24370
24 VDC Terminal Block For MCCB With ETS 6				LV434210		6700

For details on non-standard references, technical parameters, stockable and non-stockable status, please contact Customer Care Centre.

NORMAL STOCK ITEMS

W.E.F. January 30th, 2023

New Launch
Easy Series

EasyPact™ CVS

Molded-Case Circuit Breaker
from 800 to 1250 A



se.com/in

Life Is On

Schneider
Electric

Introduction

Overview

State-of-the-art design, user-friendly features and a wide spectrum of protection releases of the MCCB range. Also recognised for its ergonomics, aesthetics and compactness. Specially designed and developed for extreme tropical conditions, it promises reliable performance in high ambient and humid environment.

Unfailingly, caters to the ever-evolving needs of customers, derived after in-depth analysis and customer feedback. Because we understand our customers' requirements and demands, our contemporary range of MCCBs never falls short of ensuring complete customer satisfaction. Moreover, complemented by a host of accessories, the EasyPact CVS range delivers comprehensive solutions to customer applications ensuring operational safety, reliability and versatility.



Features

- Range available from 800 to 1250 A
- Available in 3 pole and 4 pole
- Range of 50 kA breaking capacity
- Electronic trip unit release and Switch Disconnecter
- MCCBs for Distribution and SD version
- Wide range of Internal and External accessories
- RoHS compliant

Schneider Electric do not recommend the mix of different ranges of breakers.

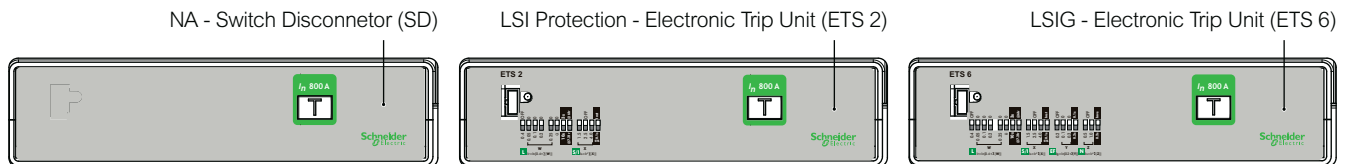
Codes and standards

CVS range of MCCB series and accessories comply with:

- IEC 60947-1: General rules
- IEC 60947-2: Circuit-breakers

EasyPact CVS MCCB	
Current rating	800 A, 1000 A, 1250 A
Release	Electronic trip unit, Switch Disconnecter

Trip Units



Marking and Configuration



EasyPact CVS MCCB offers

Enhanced features

- Snap-fit accessories up to 800 to 1250 A
- Auxiliary contact for ON/OFF and Trip Indication
- Shunt coil for remote tripping
- Under Voltage coil

Accessories



Extended rotary handle



External neutral CT

Adaptor Kit



Spreaders link



Auxiliary 1 C/O



Auxiliary 2 C/O



Voltage release (MN)



Trip alarm contact 1 C/O



Auxiliary 1 C/O +
Trip alarm contact 1 C/O



Shunt release (MX)



EasyPact Molded Case Circuit Breaker 800 - 1250 N

Breaking Capacity Icu as per IEC 60947-2	Rated Current	Three Pole Reference	Unit MRP [₹]	Four Pole Reference	Unit MRP [₹]
ETS 2					
50 kA at 415 V AC	800 A	LV508231	On Request	LV508241	On Request
	1000 A	LV510231		LV510241	
	1250 A	LV512231		LV512241	
ETS 6					
50 kA at 415 V AC	800 A	LV508232	On Request	LV508242	On Request
	1000 A	LV510232		LV510242	
	1250 A	LV512232		LV512242	



EasyPact Molded Case Circuit Breaker 800 - 1250 SD

Breaking Capacity Icu as per IEC 60947-2	Rated Current	Three Pole Reference	Unit MRP [₹]	Four Pole Reference	Unit MRP [₹]
SD					
415 V AC	800 A	LV508230	On Request	LV508240	On Request
	1000 A	LV510230		LV510240	
	1250 A	LV512230		LV512240	



Spreader links

Breaking Capacity Icu as per IEC 60947-2	Rated Current	Three Pole Reference	Unit MRP [₹]	Four Pole Reference	Unit MRP [₹]
	800 A	LV508530	On Request	LV508540	On Request
	1000 A	LV510530		LV510540	
	1250 A	LV512530		LV512540	



Extended Rotary Handle

Rated Current	Reference	Unit MRP [₹]
800 A	LV500500	On Request
1000 A		
1250 A		



External Neutral CT

Rated Current	Reference	Unit MRP [₹]
800 A	LV508560	On Request
1000 A	LV510560	
1250 A	LV512560	

For details on non-standard references, technical parameters, stockable and non-stockable status, please contact Customer Care Centre.

NORMAL STOCK ITEMS

W.E.F. January 30th, 2023



Adaptor kit for External Neutral CT

Rated Current	Reference	Unit MRP [₹]
800 A	LV5085703	On Request
1000 A	LV510570	
1250 A	LV512570	



Auxiliary 1 C/O + Trip Alarm Contact 1 C/O

Rated Current	Reference	Unit MRP [₹]
800 A	LV500604	On Request
1000 A		
1250 A		



Auxiliary Switch 1 C/O

Rated Current	Reference	Unit MRP [₹]
800 A	LV500601	On Request
1000 A		
1250 A		



Shunt Release (110/240/415 V AC)

Rated Current	Reference	Unit MRP [₹]
800 A	LV500605	On Request
1000 A		
1250 A		



Auxiliary Switch 2 C/O

Rated Current	Reference	Unit MRP [₹]
800 A	LV500602	On Request
1000 A		
1250 A		



Under Voltage release (240 V AC)

Rated Current	Reference	Unit MRP [₹]
800 A	LV500606	On Request
1000 A		
1250 A		



Trip Alarm Contact

Rated Current	Reference	Unit MRP [₹]
800 A	LV500603	On Request
1000 A		
1250 A		

For details on non-standard references, technical parameters, stockable and non-stockable status, please contact Customer Care Centre.

NORMAL STOCK ITEMS

W.E.F. January 30th, 2023

ComPacT NSX & NSXm

Molded-Case Circuit Breakers
And Switch-Disconnectors
From 16 To 630 A - Up To 690 V

ComPact NSXm & NSX

Schneider Electric is proud to introduce the new generation of ComPacT MCCBs. These breakers talk to you, wherever you are, in all transparency. New design complements new wireless connectivity capabilities with our latest wireless auxiliary contact.

ComPact Design



New signature design

- Schneider Electric green signature style for the entire ComPacT range
- Estimated 40% reduction of wiring time for panel builders
- Experience easier installation thanks to a new ergonomic front-plate design
- Gain the confidence that all auxiliaries are on the right spot, and simply double check that you have the right coil rating
- Ergonomic new toggle for easier breaker manual operation


Wireless Auxiliary Contact



Wireless breaker status

- Plug & play technology for clear connection status (0 or 1, no half-way wired)
- Placed in the same position as the wired version, its LED light will give you direct indication in case of a tripping
- If you are away, your ComPacT will send you an immediate notification via EcoStruxure Facility Expert for instance
- Wireless auxiliary accelerates overall wiring time: status communication is done very simply and commissioned wirelessly
- Communication architecture is fully EcoStruxure Power validated, with any application

Ready to meet the new face of ComPacT?



Meet the new generation of ComPacT™ circuit breakers with semi-transparent faceplate, screwless auxiliaries and remote monitoring features.

Learn about the benefits of the ComPacT range here:
se.com/compact-nsx

ComPact NSXm & NSX

Contribute to a better world. Enhance sustainability with ComPact range

Achieve Green Building certification with Green Premium ecolabel

In compliance with ISO 14025 PEP ecopassport program, we publish a comprehensive Life Cycle Analysis of our product, providing the environmental data you need to achieve Green Building certifications.

For example, ComPact NSX & NSXm contribute to 3 LEED™ points in the Building Product Disclosure and Optimization section:

- Environmental Product Declaration
- Material Ingredients



ComPact NSX range is now enriched with the new ComPact NSXm, designed according to the EcoDesign Way™ by Schneider. It now features new space saving frame size for reduced resource consumption, and more.



New Packaging

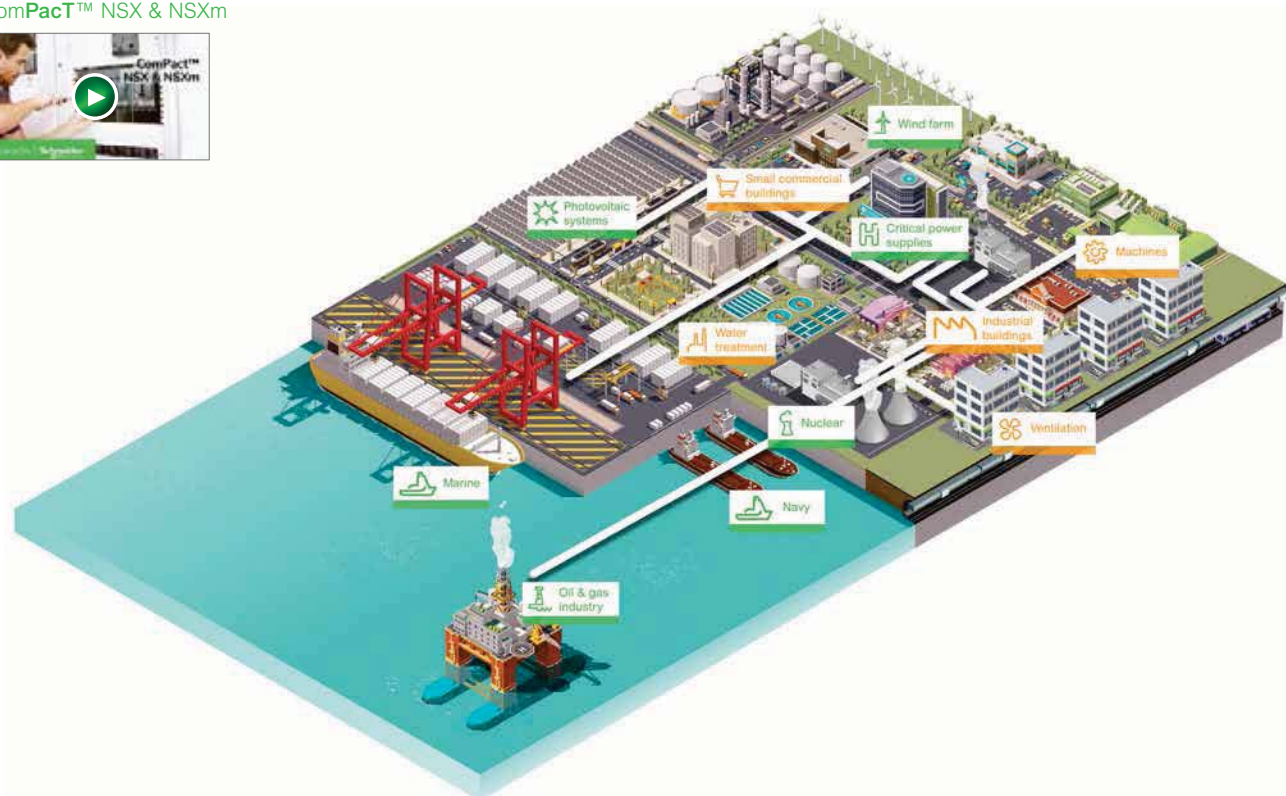
- The ComPact range comes in plastic-less packaging: not only to reduce our carbon footprint, but it also means less waste in the workshop
- Simplified instruction sheets included in all packaging
- 100% recycled carton
- Scan QR codes for access to digital documentation
- This product is REACH and RoHS compliant



ComPact NSXm & NSX Application Overview

The ComPact NSX and NSXm circuit breakers and switch-disconnectors are the best choice for all standards and specific applications.

ComPact™ NSX & NSXm



> ComPact INS/INV [a]



LVPED213024EN

> FuPacT [a]



LVPED216031EN

> Substitution and Technical Guide
ComPact NSX High Performances [b]



LVPED508025EN

> ComPact NSX, ComPact INS/INV,
MasterPact NW DC - DC PV - DC EP [c]



LVPED221002EN

> TransferPacT
(Source-changeover systems) [d]



LVPED216028EN

> Complementary technical information



LVPED318033EN

ComPact NSXm & NSX

New generation, simpler commercial references

New meaningful references to make your life easier

We understand any change in commercial references will be an adjustment, but in the long run we believe this change is needed, and will make your life easier.

Type (1)	Frame rating (2)	Breaking capacity (1)	Num Poles (2)	Trip Unit (2)	Trip Unit Ratings (3)	Suffix (1)
NSX = C	100m = 11	16kA = E	1P = 1	TMD = TM	16 = 016	EverLink = L
NSXm = C	160m = 12	25kA = B	2P = 2	MA = MA	20 = 020	Busbar = B
	100 = 10	36kA = F	3P3D = 3	TMG = MG	25 = 025	Fixed = F
	160 = 16	50kA = N	4P4D = 4	1.3 M = 1M	30 = 030	DC = D
	250 = 25	70kA = H	3P2D = 5	2.2 = 2D	40 = 040	Switch = S
	400 = 40	100kA = S	4P3D = 6	2.3 = 2D	50 = 050	DC PV = DP
	630 = 63	150kA = L		4.1 = 4V	63 = 063	
		...		4.2 = 4V	80 = 080	Acc with ID
			...	100 = 100	change = T	
				

For instance LV429630 will become C10F3TM100
ComPact Breaker NSX100F 36kA AC 3P3D 100A TMD

Scan QR code for breaker updates

Each breaker is equipped with a QR code that allows you to get the latest information on your breaker.





NSXm Thermal Magnetic Trip Unit (TMD)

- Ics = 100% Icu as per IEC 60947-2
- Adjustable thermal setting 0.7 to 1 x In
- Fixed magnetic settings
- Single frame size upto 160A
- 5 breaking capacities from 16kA to 70kA
- With compression lug connectors
- All the circuit breakers have a transparent lead-sealable cover

Breaking Capacity Icu as per IEC 60947-2	Rated Current	Three Pole Reference	Unit MRP [₹]	Four Pole Reference	Unit MRP [₹]
16kA	16A	C11E3TM016B	12970	C11E6TM016B	18630
	25A	C11E3TM025B	12970	C11E6TM025B	18630
	32A	C11E3TM032B	12970	C11E6TM032B	18630
	40A	C11E3TM040B	12970	C11E6TM040B	18630
	50A	C11E3TM050B	12970	C11E6TM050B	18630
	63A	C11E3TM063B	12970	C11E6TM063B	18630
	80A	C11E3TM080B	12970	C11E6TM080B	18630
	100A	C11E3TM100B	12970	C11E6TM100B	18630
	125A	C12E3TM125B	22980	C12E6TM125B	28300
160A	C12E3TM160B	24590	C12E6TM160B	30840	
25kA	16A	C11B3TM016B	12970	C11B6TM016B	18630
	25A	C11B3TM025B	12970	C11B6TM025B	18630
	32A	C11B3TM032B	12970	C11B6TM032B	18630
	40A	C11B3TM040B	12970	C11B6TM040B	18630
	50A	C11B3TM050B	12970	C11B6TM050B	18630
	63A	C11B3TM063B	12970	C11B6TM063B	18630
	80A	C11B3TM080B	12970	C11B6TM080B	18630
	100A	C11B3TM100B	12970	C11B6TM100B	18630
	125A	C12B3TM125B	22980	C12B6TM125B	28300
160A	C12B3TM160B	24590	C12B6TM160B	30840	
36kA	16A	C11F3TM016B	15800	C11F6TM016B	20000
	25A	C11F3TM025B	15800	C11F6TM025B	20000
	32A	C11F3TM032B	15800	C11F6TM032B	20000
	40A	C11F3TM040B	15800	C11F6TM040B	20000
	50A	C11F3TM050B	15800	C11F6TM050B	20000
	63A	C11F3TM063B	15800	C11F6TM063B	20000
	80A	C11F3TM080B	15800	C11F6TM080B	20000
	100A	C11F3TM100B	15800	C11F6TM100B	20000
	125A	C12F3TM125B	23610	C12F6TM125B	29400
160A	C12F3TM160B	24780	C12F6TM160B	31710	
50kA	16A	C11N3TM016B	18790	C11N6TM016B	23560
	25A	C11N3TM025B	18790	C11N6TM025B	23560
	32A	C11N3TM032B	18790	C11N6TM032B	23560
	40A	C11N3TM040B	18790	C11N6TM040B	23560
	50A	C11N3TM050B	18790	C11N6TM050B	23560
	63A	C11N3TM063B	18790	C11N6TM063B	23560
	80A	C11N3TM080B	18790	C11N6TM080B	23560
	100A	C11N3TM100B	18790	C11N6TM100B	23560
	125A	C12N3TM125B	28390	C12N6TM125B	32640
160A	C12N3TM160B	28990	C12N6TM160B	34270	
70kA	16A	C11H3TM016B	24020	C11H6TM016B	30980
	25A	C11H3TM025B	24020	C11H6TM025B	30980
	32A	C11H3TM032B	24020	C11H6TM032B	30980
	40A	C11H3TM040B	24020	C11H6TM040B	30980
	50A	C11H3TM050B	24020	C11H6TM050B	30980
	63A	C11H3TM063B	24020	C11H6TM063B	30980
	80A	C11H3TM080B	24020	C11H6TM080B	30980
	100A	C11H3TM100B	24020	C11H6TM100B	30980
	125A	C12H3TM125B	44710	C12H6TM125B	47510
160A	C12H3TM160B	45190	C12H6TM160B	48470	

Note: For Everlink type NSXm MCCBs add prices of LV426970 (3Pole) or LV426971(4Pole) -2 Sets in above MCCBs

For details on stockable and non stockable status, technical parameter, please contact Customer Care Centre



NSXm integrated Earth Leakage protection (MicroLogic Vigi 4.1 Trip Unit)

- Standard protection of distribution cables
- Earth leakage protection
- Indication of:
 - Overload alarming (via LEDs and via SDx module)
 - Overload tripping (via the SDx module)
- Earth leakage alarming (via the SDx module)
- Earth leakage tripping (via front face screen and the SDx module).

Breaking Capacity Icu as per IEC 60947-2	Rated Current	Three Pole Reference	Unit MRP [₹]	Four Pole Reference	Unit MRP [₹]
16kA	25A	C11E34V025B	38510	C11E44V025B	43100
	50A	C11E34V050B		C11E44V050B	
	100A	C11E34V100B		C11E44V100B	
	160A	C12E34V160B		C12E44V160B	
25kA	25A	C11B34V025B	40620	C11B44V025B	45550
	50A	C11B34V050B		C11B44V050B	
	100A	C11B34V100B		C11B44V100B	
	160A	C12B34V160B		C12B44V160B	
36kA	25A	C11F34V025B	40620	C11F44V025B	46750
	50A	C11F34V050B		C11F44V050B	
	100A	C11F34V100B		C11F44V100B	
	160A	C12F34V160B		C12F44V160B	
50kA	25A	C11N34V025B	44350	C11N44V025B	50320
	50A	C11N34V050B		C11N44V050B	
	100A	C11N34V100B		C11N44V100B	
	160A	C12N34V160B		C12N44V160B	
70kA	25A	C11H34V025B	48970	C11H44V025B	56300
	50A	C11H34V050B		C11H44V050B	
	100A	C11H34V100B		C11H44V100B	
	160A	C12H34V160B		C12H44V160B	



- Suitability for isolation as defined by standard IEC 60947-3
- Self protected by their high-set magnetic release
- Single frame size upto 160A

ComPact NSXm NA switch-disconnector

With Compression Lug connectors

Rated Current	Three Pole Reference	Unit MRP [₹]	Four Pole Reference	Unit MRP [₹]
50A	C113050BS	13300	C114050BS	19670
100A	C113100BS		C114100BS	
160A	C123160BS	27200	C124160BS	36290

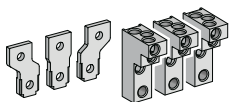
ComPact NSXm NA switch-disconnector

With EverLink™ connectors

Rated Current	Three Pole Reference	Unit MRP [₹]	Four Pole Reference	Unit MRP [₹]
50A	C113050LS	13970	C114050LS	20670
100A	C113100LS		C114100LS	
160A	C123160LS	28600	C124160LS	38150

Accessories for ComPact NSXm

16A to 160A



Terminal spreaders



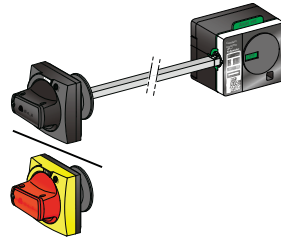
OF or SD auxiliary contact standard



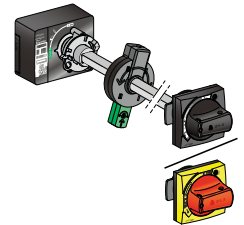
MN or MX voltage releases standard



Direct rotary handle



Side Rotary handle



Extended rotary handle

NSXm Accessories

Auxiliary contacts (changeover)

Description	Reference	Unit MRP [₹]
Standard OF or SD	LV426950	1130

Rotary Handles

Description	Reference	Unit MRP [₹]
-------------	-----------	--------------

Direct rotary handle

Standard black handle	LV426930/ LV426930T	1450
-----------------------	------------------------	------

Extended rotary handle

Standard extended rotary black handle	LV426932/ LV426932T	2310
---------------------------------------	------------------------	------

Side rotary handle

Standard side rotary black handle	LV426935/ LV426935T	3700
-----------------------------------	------------------------	------

Voltage Releases

Description	Shunt Release Reference	Unit MRP [₹]	Under Voltage Reference	Unit MRP [₹]
AC				
24 V 50/60 Hz	LV426841	2960	LV426801	3810
48 V 50/60 Hz	LV426842	4030	LV426802	4340
110-130 V 50/60 Hz	LV426843	2690	LV426803	3500
220-240 V 50/60 Hz	LV426844	2830	LV426804	
380-415 V 50 Hz	LV426846	2690	LV426806	
DC				
24 V	LV426841	2960	LV426801	3810
48 V	LV426842	4030	LV426802	4340
125 V	LV426843	2690	LV426803	3500
250 V	LV426844	2830	LV426815	4230

Spreader Links

Description	Reference	Unit MRP [₹]
-------------	-----------	--------------

Spreaders & Phase Barriers

Spreaders (Set of 3) 3P	LV426940	850
Spreaders (Set of 4) 4P	LV426941	1160

Everlink Accessories

Description	Reference	Unit MRP [₹]
-------------	-----------	--------------

Everlink Connectors

EverLink connector with control wire terminal for 3P (Set of 3)	LV426970	1040
EverLink connector with control wire terminal for 4P (Set of 4)	LV426971	1360

For details on stockable and non stockable status, technical parameter, please contact Customer Care Centre

TeSys Power

Circuit Breakers for Motor Protection

GV4LE



- IEC/EN 60947-1, IEC/EN 60947-2, CCC, EAC
- Can be used with class 5, 10 or 20 relay
- Short Circuit Protection with an adjustable pick-up $I_i = 6$ to 14 In.
- From 0.25 - 55kW

Magnetic Toggle Control

Motor Power AC-3 (400/415V AC)		In	Magnetic Setting Range	25kA Breaking Capacity		50kA Breaking Capacity		100kA Breaking Capacity	
kW	HP	(A)	A	Reference	Unit MRP [₹]	Reference	Unit MRP [₹]	Reference	Unit MRP [₹]
0.25..0.75	0.3..1	2	12..28	-	-	GV4LE02N6	On Request	GV4LE02S6	On Request
0.55..1.5	0.7..2	3.5	21..49	-	-	GV4LE03N6		GV4LE03S6	
1.5..3	2..4	7	42..96	-	-	GV4LE07N6		GV4LE07S6	
3..5.5	4..7.5	12.5	75..175	-	-	GV4LE12N6		GV4LE12S6	
5.5..11	7.5..14	25	150..350	GV4LE25B6	On Request	GV4LE25N6		GV4LE25S6	
11..22	15..30	50	300..700	GV4LE50B6		GV4LE50N6		GV4LE50S6	
18.5..37	25..50	80	480..1120	GV4LE80B6		GV4LE80N6		GV4LE80S6	
30..55	40..75	115	690..1610	GV4LE115B6		GV4LE115N6		GV4LE115S6	

Note: For Everlink termination please order after removing the 6 at the end Eg. GV4LE115N

GV4PE



- IEC/EN 60947-1, IEC/EN 60947-2, IEC/EN 60947-4-1, UL 60497-4-1, CCC, EAC, CSA
- Overload or thermal protection
- Short time delay protection
- Short circuit protection
- Fixed Ground fault protection
- Phase unbalance or phase loss
- Front indications through LED
- Variable Trip class : Trip Class 10/ Trip Class 20

Thermal Magnetic Protection Toggle Control

Motor Power AC-3 (400/415V AC)		In	Magnetic Setting Range	25kA Breaking Capacity		50kA Breaking Capacity		100kA Breaking Capacity	
kW	HP	(A)	A	Reference	Unit MRP [₹]	Reference	Unit MRP [₹]	Reference	Unit MRP [₹]
0.25..0.75	0.3..1	2	0.8..2	-	-	GV4PE02N6	On Request	GV4PE02S6	On Request
0.55..1.5	0.7..2	3.5	1.4..3.5	-	-	GV4PE03N6		GV4PE03S6	
1.5..3	2..4	7	2.9..7	-	-	GV4PE07N6		GV4PE07S6	
3..5.5	4..7.5	12.5	5..12.5	-	-	GV4PE12N6		GV4PE12S6	
5.5..11	7.5..14	25	10..25	GV4PE25B6	On Request	GV4PE25N6		GV4PE25S6	
11..22	15..30	50	20..50	GV4PE50B6		GV4PE50N6		GV4PE50S6	
18.5..37	25..50	80	40..80	GV4PE80B6		GV4PE80N6		GV4PE80S6	
30..55	40..75	115	65..115	GV4PE115B6		GV4PE115N6		GV4PE115S6	

Note: For Everlink version please order after removing the 6 at the end. Eg. GV4PE115N

Crimp Lug/busbar connection			
Description	Sold in lots of	Reference	
Crimped lug connector + screws	1	GV4LUG	
Transparent terminal shield for crimped lug connector	1	LAD96590	
Interphase barriers	6	LV426920	
Spreader 3-pole	To increase the pitch to 35 min	1	LV426940

TeSys Power

Circuit Breakers for Motor Protection

Accessories for GV4



MX Shunt Trip

- Trips the circuit breaker when the control voltage rises above 70% of rated voltage
- Shunt trip 110..130V AC is suitable.. etc for ground fault protection when combined with a Class I ground fault sensing element

MN Under Voltage Release

Trips the circuit breaker when the control voltage drops below 35% of its rated voltage

Description	Mounting	Voltage	References	Unit MRP [₹]
Mx Shunt Trip	Internal, Plug-In	220-240 VAC 50 Hz, 208-240 VAC 60 Hz, 277 VAC 60 Hz	GV4AS287	On Request
Mn Under Voltage Release	Internal, Plug-In	440-480 VAC 60 Hz	GV4AU486	

Auxiliary Contact Blocks



An auxiliary contact block provides one changeover contact with one common point for OF and SD function, depending on where it is inserted

Open/Close OF Function: indicates position of the circuit breaker contacts

Trip Alarm SD Function: indicates circuit breaker tripping due to:

- Electrical fault (overload, short circuit)
- Shunt trip/Undervoltage release
- "Push to Trip" Function

Resets when the circuit breaker is reset

Description	Maximum Number	Mounting	Type of Contacts	Reference	Unit MRP [₹]
Auxiliary Contact Block	2 (1 Each For OF or SD)	Internal Plug-In	NO + NC	GV4AE11	On Request

Rotary Handles

Description	Type	Degree of Protection	Reference	Unit MRP [₹]
Direct Mounting Rotary Handle	BLACK	IP40	GV4ADN01	On Request
	BLACK	IP54	GV4APN01	
Front Extended Rotary Handle (Min Shaft Length 214Mm/Max Shaft Length 627Mm)	RED HANDLE ON YELLOW BEZEL	IP54	GV4APN02	
	RED HANDLE ON YELLOW BEZEL	IP65	GV4APN04	

Connection Accessories

Description	Reference
Spreader 3-pole (To increase pitch to 35mm) (1 pce)	LV426940

COMPACT

Moulded Case Circuit Breaker

The new generation of reliable ComPacT circuit breakers features improved performance and easier installation.

- Gain a competitive edge with easy-to-upgrade, wireless connectivity of circuit breakers and panels.
- Experience easier installation thanks to a new ergonomic front-plate design.
- Improve build and installation times with screwless, plug-and-play auxiliaries.



ComPacT™ molded-case circuit breaker

se.com/compact-nsx

Life Is On

Schneider
Electric

New generation of ComPacT MCCBs



- Ethernet based communication system for monitoring, control, alarm notification for energy, asset and network management
- Built-in energy metering with combined accuracy class of 2% for precise measurement
- Wireless auxiliary Contacts accelerates overall wiring time: status communication is done very simply and commissioned wirelessly
- Intelligent discrimination for continuity of service and enhanced discrimination by cascading
- Patented reflex tripping, independent of other protection functions, ensures ultra fast tripping in the event of very high short circuit
- Encapsulated roto-active double break contact system limits fault current for extended system life
- Best in class electrical life (30k cycles for NSX 100 @ 440 V) reduces operational expenditure
- High performance => $I_{cs} = I_{cu} = 100\text{kA} @ 690\text{V AC}$

Range Details:

- 16A to 630A in two frames sizes
- Breaking capacity up to 200kA @ 415V
- TMD and Electronic based trip unit
- Available in Fixed, Plug-in and Draw out type versions



NSX Thermal Magnetic Trip Unit (TM-D)

- Ics = 100% Icu as per IEC 60947-2
- Adjustable thermal setting 0.7 to 1 x In
- Adjustable magnetic setting 5 to 10 x Ir **
- Transparent cover for trip unit as standard
- Breaking Capacity enhancement upto 150kA with a higher capacity upstream (Cascading)

Breaking Capacity Icu as per IEC 60947-2	Rated Current	Three Pole Reference	Unit MRP [₹]	Four Pole Reference	Unit MRP [₹]
25kA	16A	C10B3TM016	13230	C10B6TM016	19010
	25A	C10B3TM025	13230	C10B6TM025	19010
	32A	C10B3TM032	13230	C10B6TM032	19010
	40A	C10B3TM040	13230	C10B6TM040	19010
	50A	C10B3TM050	13230	C10B6TM050	19010
	63A	C10B3TM063	13230	C10B6TM063	19010
	80A	C10B3TM080	13230	C10B6TM080	19010
	100A	C10B3TM100	13230	C10B6TM100	19010
	125A	C16B3TM125	23450	C16B6TM125	28880
	160A	C16B3TM160	25090	C16B6TM160	31470
	200A	C25B3TM200	36140	C25B6TM200	43480
	250A	C25B3TM250	36840	C25B6TM250	44340
36kA	16A	C10F3TM016	16120	C10F6TM016	20410
	25A	C10F3TM025	16120	C10F6TM025	20410
	32A	C10F3TM032	16120	C10F6TM032	20410
	40A	C10F3TM040	16120	C10F6TM040	20410
	50A	C10F3TM050	16120	C10F6TM050	20410
	63A	C10F3TM063	16120	C10F6TM063	20410
	80A	C10F3TM080	16120	C10F6TM080	20410
	100A	C10F3TM100	16120	C10F6TM100	20410
	125A	C16F3TM125	24090	C16F6TM125	30000
	160A	C16F3TM160	25290	C16F6TM160	32360
	200A	C25F3TM200	36610	C25F6TM200	45120
	250A	C25F3TM250	37660	C25F6TM250	46940
50kA	16A	C10N3TM016	19170	C10N6TM016	24040
	25A	C10N3TM025	19170	C10N6TM025	24040
	32A	C10N3TM032	19170	C10N6TM032	24040
	40A	C10N3TM040	19170	C10N6TM040	24040
	50A	C10N3TM050	19170	C10N6TM050	24040
	63A	C10N3TM063	19170	C10N6TM063	24040
	80A	C10N3TM080	19170	C10N6TM080	24040
	100A	C10N3TM100	19170	C10N6TM100	24040
	125A	C16N3TM125	28970	C16N6TM125	33310
	160A	C16N3TM160	29580	C16N6TM160	34970
	200A	C25N3TM200	39460	C25N6TM200	48200
	250A	C25N3TM250	40210	C25N6TM250	51140
70kA	16A	C10H3TM016	24510	C10H6TM016	31610
	25A	C10H3TM025	24510	C10H6TM025	31610
	32A	C10H3TM032	24510	C10H6TM032	31610
	40A	C10H3TM040	24510	C10H6TM040	31610
	50A	C10H3TM050	24510	C10H6TM050	31610
	63A	C10H3TM063	24510	C10H6TM063	31610
	80A	C10H3TM080	24510	C10H6TM080	31610
	100A	C10H3TM100	24510	C10H6TM100	31610
	125A	C16H3TM125	45620	C16H6TM125	48480
	160A	C16H3TM160	46110	C16H6TM160	49460
	200A	C25H3TM200	52410	C25H6TM200	68100
	250A	C25H3TM250	52910	C25H6TM250	68780

Note:

- ** applicable for NSX 200A & 250A
- For higher breaking capacities (100kA and 150kA); for Generator Protection MCCB and other special application MCCB, contact our nearest Sales office.

For details on non-standard references, technical parameters, stockable and non-stockable status, please contact Customer Care Centre.

☑ NORMAL STOCK ITEMS

W.E.F. January 30th, 2023



NSX Micrologic 2 (µP -ASIC based)

- Protection type LS01N
- Ics = 100% Icu as per IEC 60947-2
- Adjustable overload from 0.40 to 1 x In
- Adjustable short circuit from 1.5 to 10 x Ir
- Innovative front indication LED's (Ready, Overload pre-alarm & Overload)
- Two frame sizes up to 630A
- Breaking Capacity enhancement upto 150kA with a higher capacity upstream (Cascading)
- Adjustable neutral protection - N, N/2, OFF for 4 Pole MCCB

Breaking Capacity Icu as per IEC 60947-2	Rated Current	Three Pole Reference	Unit MRP [₹]	Four Pole Reference	Unit MRP [₹]
25kA	40A	C10B32D040 <input checked="" type="checkbox"/>	23520	C10B42D040	30270
	100A	C10B32D100 <input checked="" type="checkbox"/>	23520	C10B42D100 <input checked="" type="checkbox"/>	30270
	160A	C16B32D160 <input checked="" type="checkbox"/>	30040	C16B42D160 <input checked="" type="checkbox"/>	38320
	250A	C25B32D250 <input checked="" type="checkbox"/>	39480	C25B42D250 <input checked="" type="checkbox"/>	50640
36kA	40A	C10F32D040	23910	C10F42D040	30410
	100A	C10F32D100 <input checked="" type="checkbox"/>	23910	C10F42D100 <input checked="" type="checkbox"/>	30410
	160A	C16F32D160 <input checked="" type="checkbox"/>	30570	C16F42D160 <input checked="" type="checkbox"/>	42250
	250A	C25F32D250 <input checked="" type="checkbox"/>	41330	C25F42D250 <input checked="" type="checkbox"/>	57280
	400A	C40F32D400 <input checked="" type="checkbox"/>	57820	C40F42D400 <input checked="" type="checkbox"/>	65920
	630A	C63F32D630 <input checked="" type="checkbox"/>	61390	C63F42D630 <input checked="" type="checkbox"/>	78530
50kA	40A	C10N32D040	28690	C10N42D040	38810
	100A	C10N32D100 <input checked="" type="checkbox"/>	28690	C10N42D100 <input checked="" type="checkbox"/>	39960
	160A	C16N32D160 <input checked="" type="checkbox"/>	36340	C16N42D160	47290
	250A	C25N32D250 <input checked="" type="checkbox"/>	47210	C25N42D250 <input checked="" type="checkbox"/>	61360
	400A	C40N32D400 <input checked="" type="checkbox"/>	59910	C40N42D400 <input checked="" type="checkbox"/>	77810
	630A	C63N32D630 <input checked="" type="checkbox"/>	62100	C63N42D630 <input checked="" type="checkbox"/>	82260
70kA	40A	C10H32D040	36220	C10H42D040	45870
	100A	C10H32D100	36770	C10H42D100	45870
	160A	C16H32D160	48560	C16H42D160	61980
	250A	C25H32D250	54540	C25H42D250	78710
	400A	C40H32D400 <input checked="" type="checkbox"/>	68160	C40H42D400	89510
	630A	C63H32D630 <input checked="" type="checkbox"/>	69850	C63H42D630	108650

Note: For higher breaking capacities (100kA and 150kA); for Generator Protection MCCB and other special application MCCB, contact our nearest Sales office.

NSX Micrologic 2 (µP -ASIC based) / TMD / MA+ shunt +GFP

- Protection type LS01GN
- Ics = 100% Icu as per IEC 60947-2
- Fault indication for GF (LED type) meant for human safety
- Adjustable overload from 0.36 to 1 x In
- Adjustable short circuit from 1.5 to 10 x Ir
- Adjustable earth fault sensitivity selection 10 to 60%
- Innovative front indication LED's (Ready, Overload pre-alarm & Overload)
- Two frame sizes up to 630A
- Suitable for 3P3W & 3P4W electrical distribution network
- Breaking Capacity enhancement upto 150kA with a higher capacity upstream (Cascading)
- Adjustable neutral protection - N, N/2, OFF for 4 Pole MCCB



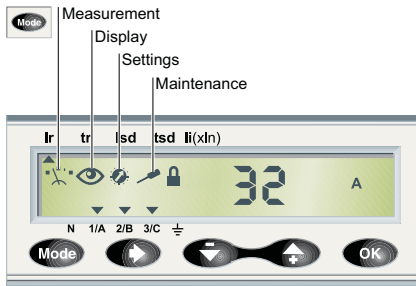
MCCB Frame	Relay Module rated current	3 Ph + 3W Reference	Unit MRP [₹]	3 Ph + 4W Reference	Unit MRP [₹]
CVS/NSX100	32, 40, 50, 63, 80, 100	GFP11CT13P <input checked="" type="checkbox"/>	7370	GFP11CT14P <input checked="" type="checkbox"/>	8070
CVS/NSX 160 / 250	125, 160, 200, 250	GFP12CT23P <input checked="" type="checkbox"/>	8370	GFP12CT24P <input checked="" type="checkbox"/>	9460
CVS/NSX 400 / 630	400, 630	GFP13CT33P <input checked="" type="checkbox"/>	12670	GFP13CT34P <input checked="" type="checkbox"/>	13820

Note: Kindly order NSX/CVS MCCB +GFP+. Shunt trip coil.

For details on non-standard references, technical parameters, stockable and non-stockable status, please contact Customer Care Centre.

NORMAL STOCK ITEMS

W.E.F. January 30th, 2023



NSX Micrologic 6E

Protection

- Ics = 100% Icu as per IEC 60947-2
- Breaking Capacity enhancement upto 150kA with a higher capacity upstream (Cascading)
- External Neutral CT required for highly un-balanced TP-N system (* has to be ordered at extra price)
- Adjustable neutral protection - N, N/2, OFF and oversized neutral (standard feature) for 4 Pole MCCB.
- Adjustable overload from Ir 0.4 to 1 x In and tr = 0.5 to 16 s
- Adjustable short circuit from I_{sd} 1.5 to 10 x Ir and tsd I_{2t} ON/OFF 0.1 to 0.4s
- Adjustable earth fault 0.4 to 1 x In (for In=40A) & 0.2 to 1 x In (for In>40A) and tg I_{2t} ON/OFF 0.1 to 0.4s
- Instantaneous protection Ii 1.5 x In to 15 x In (40 - 160A), 12 x In (250 to 400A) and 11 x In (630A)
- Zone Selective Interlocking (ZSI) as standard

Measurement & Diagnostics

- Current, Voltage, Power factor and Frequency measurement
- Power Quality Indicator (THD for Current and Voltage)
- Active, Reactive and Apparent Power measurement and **Embedded Energy metering**
- Demand and maximum demand values
- Indications for fault types, Alarms and Histories with timestamping
- Fault distinction on the display of trip unit (type of fault, interrupted fault current and faulty phase)
- Operation, trip and alarm counters; Operating Hours counter
- Contact wear: Load profile and thermal image

Breaking Capacity Icu as per IEC 60947-2	Rated Current	Three Pole Reference	Unit MRP [₹]	Four Pole Reference	Unit MRP [₹]
36kA	100A	C10F36E100		C10F46E100	
	160A	C16F36E160		C16F46E160	
	250A	C25F36E250		C25F46E250	
	400A	C40F36E400		C40F46E400	
	630A	C63F36E630		C63F46E630	
50kA	100A	C10N36E100	On Request	C10N46E100	On Request
	160A	C16N36E160		C16N46E160	
	250A	C25N36E250		C25N46E250	
	400A	C40N36E400		C40N46E400	
	630A	C63N36E630		C63N46E630	
70kA	100A	C10H36E100		C10H46E100	
	160A	C16H36E160		C16H46E160	
	250A	C25H36E250		C25H46E250	
	400A	C40H36E400		C40H46E400	
	630A	C63H36E630		C63H46E630	

For details on non-standard references, technical parameters, stockable and non-stockable status, please contact Customer Care Centre.

NORMAL STOCK ITEMS

W.E.F. January 30th, 2023



NSX Magnetic Trip Unit MA type

- Ics = 100% Icu as per IEC 60947-2
- Adjustable magnetic setting Im 6 to 14 x In (2.5 to 100A) & 9 to 14 x In (150 to 200A)
- Type - 2 Co-ordination charts upto 110 kW at 400V
- Breaking Capacity enhancement upto 150kA with a higher capacity upstream (Cascading)
- Adjustable neutral protection - N, N/2, OFF for 4 Pole MCCB

Breaking Capacity Icu as per IEC 60947-2	Rated Current	Three Pole Reference	Unit MRP [₹]
36kA	150A	C16F3MA150	25170
	220A	C25F3MA220	41300
50kA	150A	C16N3MA150	30740
	220A	C25N3MA220	45330
70kA	150A	C16H3MA150	46110
	220A	C25H3MA220	71510



MCCBs for DC Network Protection

16A to 1200A in Two frames sizes with Thermal Magnetic Trip Unit (TMD)

- Up to 1200 A for ComPact NSX DC, protection is provided by thermal-magnetic trip units
- TM-D up to 160 A: fixed thermal threshold and magnetic pick-up
- TM-D up to 63 A: adjustable thermal threshold and fixed magnetic pick-up
- TM-DC from 80 to 250 A: fixed or adjustable (for 200 and 250 A) magnetic pick-up and adjustable thermal threshold
- TM-DC from 250 A to 1200 A adjustable magnetic pick-up and adjustable thermal threshold
- TM-G, up to 250 A: adjustable thermal threshold and fixed low magnetic pick-up to protect long cables

Breaking Capacity Icu as per IEC 60947-2	Rated Current	Three Pole Reference	Unit MRP [₹]	Four Pole Reference	Unit MRP [₹]
36kA	400A	C40F3TM400D	49520	C40F4TM400D	56220
	500A	C63F3TM500D	59400	C63F4TM500D	72610
	600A	C63F3TM600D	62730	C63F4TM600D	75940
100kA	400A	C40S3TM400D	70710	C40S4TM400D	86120
	500A	C63S3TM500D	77200	C63S4TM500D	93120
	600A	C63S3TM600D	77200	C63S4TM600D	93120

For details on non-standard references, technical parameters, stockable and non-stockable status, please contact Customer Care Centre.

NORMAL STOCK ITEMS

W.E.F. January 30th, 2023



NSX Micrologic 4 Vigi

- Standard protection for electrical distribution-overload, short circuit & neutral protection
- Earth leakage protection-Adjustable leakage threshold ($I\Delta n$) and adjustable time delay threshold
 - Sensitivity $I\Delta n$ (A)
 - Type A: 30mA - 100mA - 300mA - 500mA - 1A - 3A - 5A (for the ratings 40 to 250A)
 - Type B: 300mA - 500mA - 1A - 3A - 5A - 10A (for the ratings 400 to 570A)
- Alarming & Fault Indication

Breaking Capacity Icu as per IEC 60947-2	Rated Current	Three Pole Reference	Unit MRP [₹]	Four Pole Reference	Unit MRP [₹]
25kA	40A	C10B34V040	On Request	C10B44V040	On Request
	100A	C10B34V100		C10B44V100	
	160A	C16B34V160		C16B44V160	
	250A	C25B34V250		C25B44V250	
36kA	40A	C10F34V040		C10F44V040	
	100A	C10F34V100		C10F44V100	
	160A	C16F34V160		C16F44V160	
	250A	C25F34V250		C25F44V250	
	400A	C40F34V400		C40F44V400	
50kA	570A	C63F34V570		C63F44V570	
	40A	C10N34V040		C10N44V040	
	100A	C10N34V100		C10N44V100	
	160A	C16N34V160	C16N44V160		
	250A	C25N34V250	C25N44V250		
70kA	400A	C40N34V400	C40N44V400		
	570A	C63N34V570	C63N44V570		
	40A	C10H34V040	C10H44V040		
	100A	C10H34V100	C10H44V100		
	160A	C16H34V160	C16H44V160		
	250A	C25H34V250	C25H44V250		
	400A	C40H34V400	C40H44V400		
	570A	C63H34V570	C63H44V570		

For details on non-standard references, technical parameters, stockable and non-stockable status, please contact Customer Care Centre.

NORMAL STOCK ITEMS

W.E.F. January 30th, 2023



Indication contacts



SDTAM remote indication relay module



SDx remote indication relay module



Voltage Release



Motor Mechanism

Description	Reference	Unit MRP [₹]
Auxiliary contacts (changeover) Multifunction		
OF or SD or SDE or SDV	29450 <input checked="" type="checkbox"/>	1090
OF or SD or SDE or SDV low level	29452	1270
SDE adaptor for trip unit TM or MA or Micrologic 2 \$\$	LV429451 <input checked="" type="checkbox"/>	940
SDx 2-PROGRAMMABLE CONTACTS FOR MICROLOGIC		
SDx module 24/415 V AC/DC	LV429532	16230
SDTAM contactor tripping module for Micrologic 2- M/6 E-M		
SDTAM 24/415 V AC/DC overload fault indication	LV429424	16600

\$\$ To be considered along with SDE contact for MCCB with TMD/MA./Micrologic 2 protection.

Voltage Releases

Description	Shunt Release Reference	Unit MRP [₹]	Undervoltage Reference	Unit MRP [₹]
AC				
24 V 50/60 Hz	LV429384	3170	LV429404	3920
48 V 50/60 Hz	LV429385		LV429405	
110-130 V 50/60 Hz	LV429386 <input checked="" type="checkbox"/>		LV429406 <input checked="" type="checkbox"/>	
220-240 V 50/60 Hz	LV429387 <input checked="" type="checkbox"/>		LV429407 <input checked="" type="checkbox"/>	
380-415 V 50 Hz	LV429388 <input checked="" type="checkbox"/>		LV429408 <input checked="" type="checkbox"/>	
525 V 50 Hz	LV429389		LV429409	5620
DC				
12 V	LV429382	3170	LV429402	3880
24 V	LV429390 <input checked="" type="checkbox"/>		LV429410 <input checked="" type="checkbox"/>	
30 V	LV429391		LV429411	
48 V	LV429392		LV429412	3880
60 V	LV429383	4490	LV429403	5620
125 V	LV429393	3170	LV429413	3880
250 V	LV429394		LV429414 <input checked="" type="checkbox"/>	3850

Installation Accessories

Description	100/160/250A Reference	Unit MRP [₹]	400/630A Reference	Unit MRP [₹]
Spreaders & Phase Barrier				
Spreaders (Set of 3) 3P	LV431563 <input checked="" type="checkbox"/>	730	32492 <input checked="" type="checkbox"/>	1650
Spreaders (Set of 4) 4P	LV431564 <input checked="" type="checkbox"/>	970	32493 <input checked="" type="checkbox"/>	2100
Phase Barrier (Set of 6)	*	-	LV432570 <input checked="" type="checkbox"/>	990
Interlocking				
For Breaker with Rotary Handle	LV429369	11340	LV432621	14280
For Breaker with Toggle	LV429354	13650	LV432614	14420
Mechanical Interlocking with Base Plate	29349**	-	32609**	-
Locking of Rotary Handle				
Locking Device	LV429344 <input checked="" type="checkbox"/>	730	LV432604 <input checked="" type="checkbox"/>	990
Ronis Keylock (1 Lock + 1 Key set)	41940 <input checked="" type="checkbox"/>	5460	41940 <input checked="" type="checkbox"/>	5460
Ronis Keylock (2 Locks + 1 Key set)	41950 <input checked="" type="checkbox"/>	9190	41950 <input checked="" type="checkbox"/>	9190
Profalux Keylock (1 Lock + 1 Key set)	42888	8530	42888	8530
Profalux Keylock (2 Locks + 1 Key set)	42878	10710	42878	10710

* supplied as standard with spreader

** Mechanical Interlocking with Base Plate to be ordered with Safety trip interlock (LV429270 for 29349 and LV432520 for 32609)

For details on non-standard references, technical parameters, stockable and non-stockable status, please contact Customer Care Centre.

NORMAL STOCK ITEMS

W.E.F. January 30th, 2023



FDM121: Front Display Module



Test Battery



Power Supply Module B



SCM: Breaker Status and Control Module

Motor Mechanism

Type	Voltage	100/160A Reference	Unit MRP [₹]	250A Reference	Unit MRP [₹]	400/630A Reference	Unit MRP [₹]
Motor Mechanism Modules with SDE Adaptor ⁽¹⁾							
AC 50/60 Hz	48-60 V	LV429440	36970	LV431548	40860	LV432639	47510
	110-130 V	LV429433	29580	LV431540	33320	LV432640	
	220-240 V	LV429434 <input checked="" type="checkbox"/>		LV431541 <input checked="" type="checkbox"/>	32690	LV432641 <input checked="" type="checkbox"/>	
	380-415 V	LV429435		LV431542	32690	LV432642	
	440-480 V	LV429435		LV431542	32690	LV432647	
24-30 V	LV429436	40510		LV431543	43930	LV432643	58050
48-60 V	LV429437		LV431544	LV432644			
110-130 V	LV429438		LV431545	LV432645			
250 V	LV429439		LV431546	LV432646			

(1) With every Motor Mechanism, please order 1 no. auxiliary contact additionally. For other voltages of motor mechanism please consult Customer Care.

Description	100/160/250A Reference	Unit MRP [₹]	400/630A Reference	Unit MRP [₹]
Locking of Motor Mechanism				
Keylock adaptor + Ronis keylock (special)	LV429449	4090	-	-
Locking Device	-	-	LV432649	1450
Ronis Keylock	-	-	41940 <input checked="" type="checkbox"/>	5460
Profalux Keylock	-	-	42888	8530
Torque Limiting Screws (Set of 12)	LV429513	3370	LV432513	3670

Monitoring and Control, test tools- ComPact and NSX100 - 630
Monitoring and Control (Remote Operation)

Description	Reference	Unit MRP [₹]
ULP Display Module		
Switchboard front display module FDM121	TRV00121 <input checked="" type="checkbox"/>	16760
ULP Wiring Accessories		
NSX cord L = 0.35 m	LV434200	3880
NSX cord L = 1.3 m	LV434201	3950
5 RJ45/RJ45 MALE Cord L = 1m	TRV00810	3670
10 Stacking connectors for COM interface	TRV00217	5710
ULP Communication Module		
IFM MODBUS Interface Module	LV434000	13500
BSCM (Breaker Status and Control Module)	LV434205 <input checked="" type="checkbox"/>	12420
Power Supply Modules		
External power supply module 24 V DC-1 A OVC IV		
200-240 V AC	LV454444 <input checked="" type="checkbox"/>	19820
Pocket battery for Micrologic NSX100-630	LV434206	24370

Maintenance Module for advanced configuration and testing, contact our nearest Sales office.
ULP = Universal Logic Plug

For details on non-standard references, technical parameters, stockable and non-stockable status, please contact Customer Care Centre.

NORMAL STOCK ITEMS

W.E.F. January 30th, 2023



Direct Rotary Handle



Extended Rotary Handle



Plug in Base



Draw-Out Chassis Kit

Description	100/160/250A Reference	Unit MRP [₹]	400/630A Reference	Unit MRP [₹]
Rotary Handles				
Standard direct black handle	LV429337 <input checked="" type="checkbox"/>	1530	LV432597 <input checked="" type="checkbox"/>	2300
Standard extended rotary handle	LV429338 <input checked="" type="checkbox"/>	2100	LV432598 <input checked="" type="checkbox"/>	3730
Plug in Base (Complete Kit)				
3 Pole	LV429289 <input checked="" type="checkbox"/>	12080	LV432538 <input checked="" type="checkbox"/>	27720
4 Pole	LV429290 <input checked="" type="checkbox"/>	15640	LV432539 <input checked="" type="checkbox"/>	34550
Draw-Out Chassis Kit				
3 Pole				
Plug In base	LV429289 <input checked="" type="checkbox"/>	12080	LV432538 <input checked="" type="checkbox"/>	27720
Chassis Side Plate for base	LV429282 <input checked="" type="checkbox"/>	15950	LV432532 <input checked="" type="checkbox"/>	20200
Chassis Side Plate for breaker	LV429283 <input checked="" type="checkbox"/>	8460	LV432533 <input checked="" type="checkbox"/>	11780
4 Pole				
Plug In base	LV429290 <input checked="" type="checkbox"/>	15640	LV432539 <input checked="" type="checkbox"/>	34550
Chassis Side Plate for base	LV429282 <input checked="" type="checkbox"/>	15950	LV432532 <input checked="" type="checkbox"/>	20200
Chassis Side Plate for breaker	LV429283 <input checked="" type="checkbox"/>	8460	LV432533 <input checked="" type="checkbox"/>	11780
Plug In / Withdrawable version Accessories				
Automatic Auxilliary Connectors				
1 9-wire fixed connector (for base)	LV429273	1680	LV429273	1680
1 9-wire moving connector (for circuit breaker)	LV429274	1180	LV432523 <input checked="" type="checkbox"/>	1260
1 support for 2 moving connectors	LV429275	900	LV432525 <input checked="" type="checkbox"/>	900
Manual Auxilliary Connectors				
9-wire manual auxiliary connector (fixed + moving)	LV429272	5800	LV429272	5800

Note: Above auxiliary connectors to be used with Plug-in and Withdrawable MCCB when Auxiliary Contact, Shunt, UnderVoltage or Motor Mechanism is used.

For details on non-standard references, technical parameters, stockable and non-stockable status, please contact Customer Care Centre.

NORMAL STOCK ITEMS

W.E.F. January 30th, 2023

Unique Modular Ground Fault Protection



Earth Fault Protection for EasyPact CVS/ ComPact NSX MCCBs Modular Device for EasyPact CVS/ ComPact NSX Range Moulded Case Circuit Breakers

- Adjustable earth fault sensitivity selection 10 to 60%
- Adjustable time delay Inst/ 0.5 - 3 sec.
- System healthiness check through LED indication
- Individual fault indication for OL/SC, EF when used with ComPact NSX & EasyPact CVS (Optional)
- Test facility to check healthiness of earth fault protection system without tripping MCCB
- Suitable for 3P3W & 3P4W electrical distribution network

MCCB Frame	Relay Module rated current	3 Ph + 3W Reference	Unit MRP [₹]	3 Ph + 4W Reference	Unit MRP [₹]
CVS/NSX100	32, 40, 50, 63, 80, 100	GFP11CT13P <input checked="" type="checkbox"/>	7370	GFP11CT14P <input checked="" type="checkbox"/>	8070
CVS/NSX 160 / 250	125, 160, 200, 250	GFP12CT23P <input checked="" type="checkbox"/>	8370	GFP12CT24P <input checked="" type="checkbox"/>	9460
CVS/NSX 400 / 630	400, 630	GFP13CT33P <input checked="" type="checkbox"/>	12670	GFP13CT34P <input checked="" type="checkbox"/>	13820

Note: Kindly order one no. Shunt trip coil along with one Ground Fault Protection Module for CVS100 to 630.

Earth Leakage Protection

ComPact NSX VigiPacT Add-on Module



- Compliance with Standards - IEC60947-2 annex B, IEC 60755, Type A, immunity to DC components up to 6 mA
- Sensitivity In (A)-0.03, 0.1, 0.3, 0.5, 1, 3
- Time delay (ms)-0, 60, 150, 300, 500, 800, 1.2s, 4s
- VigiPacT add-on may be equipped with an auxiliary contact (SDV) to remotely signal tripping due to an earth fault
- Self powered - "no external supply required"

MCCB Frame	Three Pole ⁽¹⁾ Reference	Unit MRP [₹]	Four Pole Reference	Unit MRP [₹]
NSX - 100/160	LV429488 <input checked="" type="checkbox"/>	25440	LV429489	28110
NSX - 250	LV429492	28050	LV429493	28680
NSX - 400/630	LV432464	69460	LV432465	72340

For details on non-standard references, technical parameters, stockable and non-stockable status, please contact Customer Care Centre.

NORMAL STOCK ITEMS

W.E.F. January 30th, 2023



New PacT Series

ComPacT NS

Molded Case Circuit Breakers
and Switch-Disconnectors
from 630b to 3200 A



se.com/in

Life Is On

Schneider
Electric

ComPact NS

Deliver the best solution for your customers



- Enhance power availability with total control of selectivity and power management with advanced trip unit.
- Optimize panel cost with cascading; the Compact NS technology covers all your needs from 630 to 3200 A, with a breaking capacity from 50 to 200 kA.
- Equipped with electronic control units, the Compact NS circuit breakers ensure protection and measurement of your electrical installation.
- Provide efficiency to your customer with small size and multi-ways of installation and highly immune protection system insensitive to disturbances (IEC 60947-2 Annex F).

Standards

Compact NS circuit breakers and auxiliaries comply with:

- IEC/EN 60947-1: General rules
- IEC/EN 60947-2: Circuit-breakers
- IEC/EN 60947-3: Switch-disconnectors
- IEC/EN 60947-4-1: Contactors and motor-starters
- IEC/EN 60947-5-1: Control circuit devices

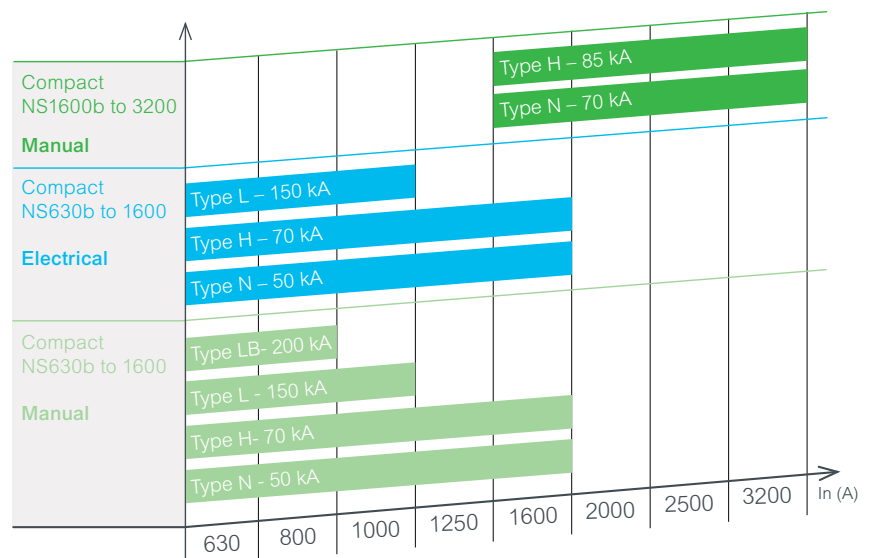
The Compact NS range covers all ratings from 630 to 3200 A

Compact NS630b to 1600

- Compact NS from 630 to 1600 A, fixed or withdrawable, front or rear connection, manual operating mechanism or motor mechanism. A 200 kA breaking performance completes the Compact NS range

Compact NS1600b to 3200

- Compact NS from 1600 to 3200 A, fixed, front connection, with manual operating mechanism



ComPact NS

Contribute to a Better World. Enhance Sustainability with ComPacT Range

Achieve Green Building Certification with Green Premium Ecolabel

In compliance with ISO 14025 PEP ecopassport program, we publish a comprehensive Life Cycle Analysis of our product, providing the environmental data you need to achieve Green Building certifications.

For example, ComPacT NS contribute to 3 LEED™ points in the Building Product Disclosure and Optimization section:

- Environmental Product Declaration
- Material Ingredients



ComPacT range is now enriched with the new ComPacT NS, designed according to the EcoDesign Way™ by Schneider. It now features new space saving frame size for reduced resource consumption, and more.



For details on non-standard references, technical parameters, stockable and non-stockable status, please contact Customer Care Centre.

NORMAL STOCK ITEMS

W.E.F. January 30th, 2023

Micrologic Control Units - Salient Features

Circuit breakers and switch-disconnectors from 800 to 3200A

- Category B MCCBs
- Ethernet based monitoring, control, alarm notification for energy, asset and network management
- Built-in energy metering with combined accuracy class of 2% for improved energy efficiency
- Total Discrimination
- With Micrologic Trip Units (Common for ACBs & MCCBs) - Unique Feature
- Available in both fixed & drawout versions, manually & electrically operated



Micrologic

With Micrologic 2.0

- LED overload alarm indicator
- Test Facility
- Adjustable neutral protection - N, N/2, OFF for 4 Pole MCCBs
- Adjustable overload (I_r) 0.4 to 1 x I_n
- Adjustable short circuit (Instantaneous) 1.5 to 10 x I_r



Micrologic A

Micrologic 6.0.A Manual & Electrical Fixed

- Features over and above Micrologic 2.0
- Earth fault protection 0.3 to 1 x I_n (for I_n < 400A) & 0.2 to 1 x I_n (for 400A < I_n > 1250A), 500A to 20A x I_n (for I_n >= 1250A), time setting I_{2t} ON/OFF 0.1 - 0.4s and time delay
- With ammeter display & bargraph (unique feature of Schneider MCCB)
- Internal fault (A_p), Individual fault indication by LED
- Zone Selective Interlocking
- Optional Communication



Micrologic E

Micrologic 6.0E (Embedded Energy Metering)

- Features over and above Micrologic 6.0 A
- Current measurement: Ammeter, current demand,
- Voltages (ph-ph, ph-N & unbalance), Power (P,Q,S), power factor, power demand, Energy (E_p, E_q, E_s)



Micrologic P

Micrologic 6.0P

- Micrologic P control units include all the functions offered by Micrologic E
- Measure voltages and calculate power and energy values
- New protection functions based on currents, voltages, frequency
- Power reinforce load protection in real time.

EasyPact EZC

Safe, Reliable and Easy



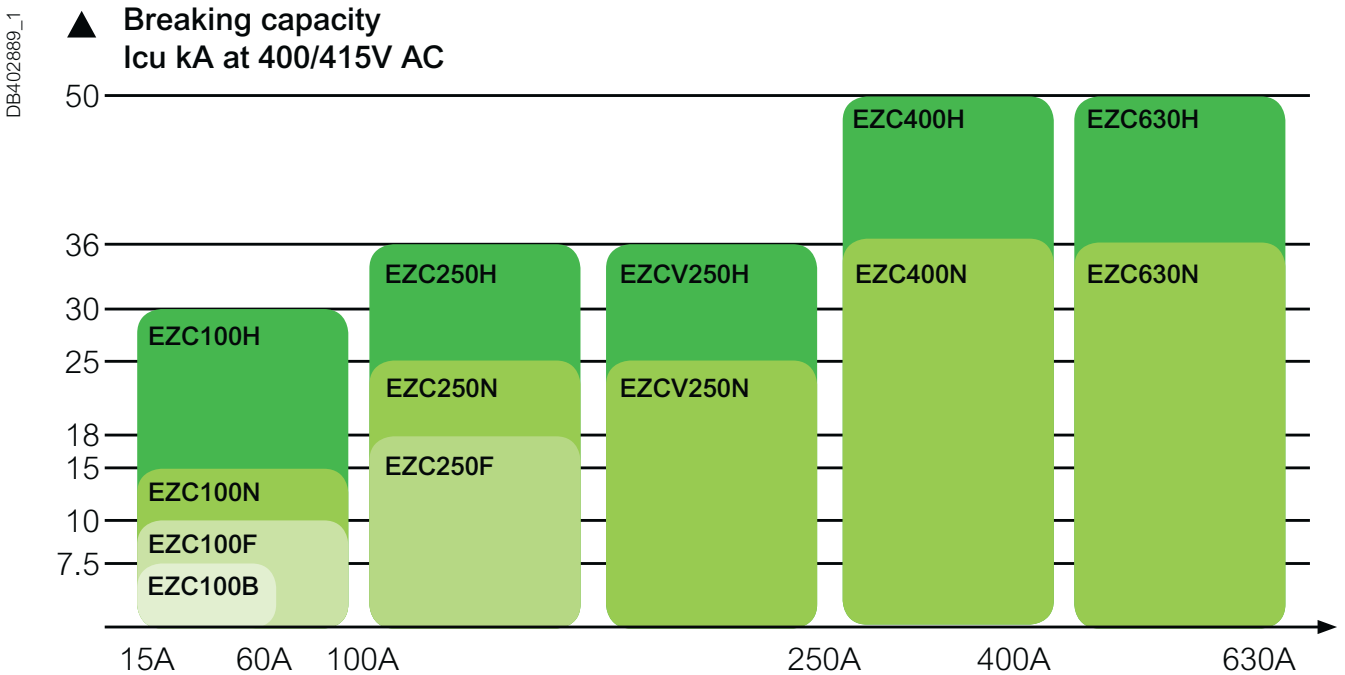
With just three sizes of circuit breakers, Schneider Electric's **EasyPact EZC** system is the simple, universal solution, particularly

adapted to Buildings and OEM segments

- Suitability for Isolation ensures safety
- Compliance to RoHS (Restriction of Hazardous Substances) for environment safety

Range Details:

- Global MCCB offer from 15A to 600A
- Breaking capacity upto 50kA @ 415 V AC
- 1P, 2P, 3P and 4P versions available
- EZC AC version is suitable for DC applications upto 250V DC (15A to 250A breaking capacity up to 30kA)



For details on non-standard references, technical parameters, stockable and non-stockable status, please contact Customer Care Centre.

☑ NORMAL STOCK ITEMS

W.E.F. January 30th, 2023

EZC Fixed Thermal Magnetic Trip Unit (TMD)

- Conforms to IEC60947-2
- Suitable for isolation

BREAKING CAPACITY Icu AS PER IEC 60947-2	Rated Current	Three Pole Reference	Unit MRP [₹]
"10 kA @ 415V AC 5kA @ 250V DC (2pole in series)"	16A	EZC100F3016	3610
	20A	EZC100F3020	
	25A	EZC100F3025	
	32A	EZC100F3032	
	40A	EZC100F3040	
	50A	EZC100F3050	
	63A	EZC100F3063	
	80A	EZC100F3080	
"18 kA @ 415V AC 5kA @ 250V DC (2pole in series)"	100A	EZC100F3100	9290
	125A	EZC250F3125	
	150A	EZC250F3150	
	160A	EZC250F3160	
	175A	EZC250F3175	
	200A	EZC250F3200	
10600		13020	
10600		13020	

Breaking Capacity Icu as per IEC 60947-2	Rated Current	Three Pole Reference	Unit MRP [₹]
"18 kA @ 415V AC 5kA @ 250V DC (2pole in series)"	250A	EZC250F3250	15230

Breaking Capacity Icu as per IEC 60947-2	Rated Current	Single Pole	Unit MRP [₹]
"18 kA @ 240V AC 5kA @ 125V DC "	16A	EZC100N1016	4830
	20A	EZC100N1020	2930
	25A	EZC100N1025	3340
	32A	EZC100N1032	
	40A	EZC100N1040	2930
	50A	EZC100N1050	3340
	63A	EZC100N1063	
	80A	EZC100N1080	2930
100A	EZC100N1100		

Breaking Capacity Icu as per IEC 60947-2	Rated Current	Two Pole Reference	Unit MRP [₹]
"50 kA @ 240V AC 10kA @ 250V DC (2pole in series)"	16A	EZC100H2016	4770
	20A	EZC100H2020	
	25A	EZC100H2025	
	32A	EZC100H2032	
	40A	EZC100H2040	
	50A	EZC100H2050	
	63A	EZC100H2063	
	80A	EZC100H2080	
"85 kA @ 240V AC 30kA @ 250V DC (2pole in series)"	100A	EZC100H2100	9820
	125A	EZC250H2125	
	150A	EZC250H2150	
	160A	EZC250H2160	
	175A	EZC250H2175	
	200A	EZC250H2200	
11570		13210	
13930		13930	

Breaking Capacity Icu as per IEC 60947-2	Rated Current	Three Pole Reference	Unit MRP [₹]
"85 kA @ 240V AC 30kA @ 250V DC (2pole in series)"	250A	EZC250H2250	14330

Note:

- Contact customer care for 1P(up to 100A) and 2P (up to 250A) requirements.

For details on non-standard references, technical parameters, stockable and non-stockable status, please contact Customer Care Centre.

☑ NORMAL STOCK ITEMS

W.E.F. January 30th, 2023

Breaking Capacity Icu as per IEC 60947-2	Rated Current	Three Pole Reference	Unit MRP [₹]	Four Pole Reference	Unit MRP [₹]
"30 kA @ 415V AC 10kA @ 250V DC (2pole in series)"	15A	EZC100H3015	6520	-	9040
	20A	EZC100H3020		EZC100H4020	
	25A	EZC100H3025		EZC100H4025	
	32A	EZC100H3032		EZC100H4032	
	40A	EZC100H3040		EZC100H4040	
	50A	EZC100H3050		EZC100H4050	
	63A	EZC100H3063		EZC100H4063	
	80A	EZC100H3080		EZC100H4080	
	100A	EZC100H3100		EZC100H4100	
	"25 kA @ 415V AC 20kA @ 250V DC (2pole in series)"	125A		EZC250N3125	
160A		EZC250N3160	11530	EZC250N4160	15440
200A		EZC250N3200	13690	EZC250N4200	17260
Breaking Capacity Icu as per IEC 60947-2	Rated Current	Three Pole Reference	Unit MRP [₹]	Four Pole Reference	Unit MRP [₹]
"25 kA @ 415V AC 20kA @ 250V DC (2pole in series)"	250A	EZC250N3250	15640	EZC250N4250	20230
Breaking Capacity Icu as per IEC 60947-2	Rated Current	Three Pole Reference	Unit MRP [₹]	Four Pole Reference	Unit MRP [₹]
"36 kA @ 415V AC 30kA @ 250V DC (2pole in series)"	125A	EZC250H3125	9700	EZC250H4125	13070
	160A	EZC250H3160	12700	EZC250H4160	15980
	200A	EZC250H3200	15770	EZC250H4200	21310
Breaking Capacity Icu as per IEC 60947-2	Rated Current	Three Pole Reference	Unit MRP [₹]	Four Pole Reference	Unit MRP [₹]
"36 kA @ 415V AC 30kA @ 250V DC (2pole in series)"	250A	EZC250H3250	17640	EZC250H4250	23820
	320A	EZC400H3320N	26630	EZC400H4320N	30720
	400A	EZC400H3400N	27480	EZC400H4400N	36780
	500A	EZC630H3500N	36460	EZC630H4500N	47380
	600A	EZC630H3600N	37990	EZC630H4600N	49520
"50 kA @ 415V AC"					

Note:

- Contact customer care for 1P(up to 100A) and 2P (up to 250A) requirements

Description	EZC100 Reference	Unit MRP [₹]	EZC250 Reference	Unit MRP [₹]
Auxiliary Contacts (changeover) Multifunction				
Auxiliary Switch 1 C/O	EZAUX10 <input checked="" type="checkbox"/>	1150	EZEAX <input checked="" type="checkbox"/>	1400
Alarm Switch 1 C/O	EZAUX01		EZEAL <input checked="" type="checkbox"/>	
Alarm - Auxiliary Switch	EZAUX11 <input checked="" type="checkbox"/>	1710	EZEAXAL	2030
Spreaders				
Spreaders *(Set Of 3) 3P	EZASPDR3P <input checked="" type="checkbox"/>	460	EZESPDR3P <input checked="" type="checkbox"/>	700
Spreaders *(Set Of 4) 4P	EZASPDR4P <input checked="" type="checkbox"/>	970	EZESPDR4P	890
Phase Barriers				
	EZAFASB2	290	EZEFASB2	410
Rotary Handle				
Direct Rotary handle	EZAROTDS <input checked="" type="checkbox"/>	1630	EZEROTDS	2030
Extended Rotary handle	EZAROTE	2400	EZEROTE	2400
Shunt Release				
AC				
100-130 V	EZASHT100AC	2470	EZESHT100AC	2450
200-277 V	EZASHT200AC <input checked="" type="checkbox"/>		EZESHT200AC <input checked="" type="checkbox"/>	
380-480 V	EZASHT380AC	2810	-	2470
DC				
24 V	EZASHT024DC	2710	EZESHT024DC	2800

Description	EZC 400/600 Reference	Unit MRP [₹]
Auxiliary Contacts		
OF or SD or SDE	29450	1090
Spreaders		
Spreaders (Set of 3) 3P	32492	1650
Spreaders (Set of 4) 4P	32493	2100
Phase Barriers (Set of 6)		
	LV432570	990
Rotary Handle		
Direct Rotary handle	LV432597	2300
Extended Rotary handle	LV432598	3730
Shunt Release		
AC 220-240 V 50/60 Hz	LV429387	3170

For details on non-standard references, technical parameters, stockable and non-stockable status, please contact Customer Care Centre.

NORMAL STOCK ITEMS

W.E.F. January 30th, 2023

Earth Leakage Protection is obtained by:

- Installing a Micrologic 7.0.A control unit (ComPact NS800 - 3200A/ MasterPact NT/NW ACB)
- Using Vigirex Relays and separate Toroids or Rectangular Sensors

Vigirex Relays



Vigirex Relays along with Vigirex Sensors, may be used to add external Earth Leakage Protection to Circuit Breakers

- Sensitivity Adjustments from 30mA to 30A and time delay settings from (0-4.5 seconds)
- Closed Toroid up to 630A (30 to 300mm in diameter), Split Toroid up to 250A (46 to 110mm in diameter) or
- Rectangular sensor up to 3200A
- 400Hz Distribution System

Note: For further details, please contact our nearest Sales Office.

Type	Control Voltage	Din rail mount Reference	Unit MRP [₹]	Front panel mount Reference	Unit MRP [₹]
RH10 with local manual fault reset	220/240VAC	56130	15980	56230	17550
Sensitivity=0.03A	380/415VAC	56140		56240	24820
RH99 with local manual fault reset	220/240VAC	56173	24140	56273	26130
Sensitivity = 0.03- 30A & time delay= 0-4.5s	380/415VAC	56174	26620	56274	27440
RH197P with local manual or automatic fault reset	220/240VAC		-	56507*	29540
Sensitivity = 0.03- 30A & time delay= 0-4.5s	380/415VAC		-	56508*	67680
RH197P with local manual or automatic fault reset	220/240VAC		-	56512**	65110
Sensitivity = 0.03- 30A & time delay= 0-4.5s	380/415VAC		-	56513**	31320

* alarm at 50% of fault threshold

** alarm at 100% of fault threshold

Vigirex Sensors



Type	Ie(A) Rated Operational Current	Inside Diameter (mm)	Reference	Unit MRP [₹]
TA30	65	30	50437	10190
PA50	85	50	50438	14200
IA80	160	80	50439	16900
MA120	250	120	50440	20330
SA200	400	200	50441	31580
GA300	630	300	50442	65810

Note: For vigirex relay with monitoring and communication facility, contact nearest sales office.

For details on non-standard references, technical parameters, stockable and non-stockable status, please contact Customer Care Centre.



For Low Voltage Circuit Control and Isolation - Incomers for Distribution Boards

- Conforms to IEC 60947-3/IS 13947 - 3
- Rated operational voltages 500V/690V
- Range 40A to 2500A
- Rated operational current @ AC 23A
- No deration upto 60° C
- Positive contact indication
- Common accessories with ComPact NSX/single auxillary contact
- Making capacity enhanced with ComPact NSX upstream

Pole Description	Rated Operational Current	Reference	Unit MRP ₹
Interpact Range of Switch Disconnectors			
3-Pole	40 A AC-23A	28900	6680
	63 A AC-23A	28902	8070
	100 A AC-23A	28908	9520
	125 A AC-23A	28910	10380
	160 A AC-23A	28912	11550
	200 A AC-23A	31102	20090
	250 A AC-23A	31106	21210
	320 A AC-23A	31108	34550
	400 A AC-23A	31110	38920
630 A AC-23A	31114	40050	
4-Pole	40 A AC-23A	28901	7460
	63 A AC-23A	28903	8830
	100 A AC-23A	28909	10380
	125 A AC-23A	28911	11570
	160 A AC-23A	28913	12770
	200 A AC-23A	31103	22430
	250 A AC-23A	31107	23550
	320 A AC-23A	31109	40020
	400 A AC-23A	31111	41330
630 A AC-23A	31115	46320	

Interpact Changeover Systems (Complete Assembly)			
3-Pole	100 A AC-23A	31140	64020
	160 A AC-23A	31144	69680
	200 A AC-23A	31142	76630
	250 A AC-23A	31146	78760
	320 A AC-23A	31148	130240
	400 A AC-23A	31150	139050
	630 A AC-23A	31154	141460
4-Pole	100 A AC-23A	31141	73020
	160 A AC-23A	31145	79850
	200 A AC-23A	31143	90430
	250 A AC-23A	31147	93570
	320 A AC-23A	31149	142050
	400 A AC-23A	31151	146660
630 A AC-23A	31155	167900	

Description	Reference	Unit MRP ₹
Accessories		
Optional front extended rotary handle INS 250 - black handle (Switch Disconnector)	LV431050	5940
Optional front extended rotary handle INS 320..630 - black handle (Switch Disconnector)	31052	8390
Optional front extended rotary handle INS 40..160 - black handle (Switch Disconnector)	LV428941	3020
6 phase separators - INS100..160	28959	1330
6 phase separators - INS250	29329	1450
6 phase separators - INS400..630	LV432570	990

For details on non-standard references, technical parameters, stockable and non-stockable status, please contact Customer Care Centre.

NORMAL STOCK ITEMS

W.E.F. January 30th, 2023



Fuse solutions from the world leader in electrical distribution

- The most complete fuse device offer in single and double break - switch disconnecter fuses, fuse switch disconnectors and disconnecter fuses
- Double break and Single break offer.
- Short-circuit and overload protection
- Isolation
- On-load switching of circuits

Range Details: NX range Switch Disconnecter Fuse

- 32A to 630A TP, TPN & FP version suitable for DIN/BS fuses.
- 4 break and 8 arcing zones
- IP20 Fuse protection cover is standard.

Range Details: ISFT range Fuse Switch Disconnecter

- 100A to 630A TP, version suitable for DIN fuses.
- Single breaking and direct connection to busbars
- isolation with positive contact indication when the fuse-carrier assembly is in the open position (OFF).

Range Details: ISFL range Vertical Fuse Switch Disconnecter

- 160A to 1250A TP, version suitable for DIN fuses.
- Single breaking and direct connection to busbars
- Two versions i.e Single pole or Three pole operation

- Complete Range from 32 to 630A in TP, TP+N & FP version suitable for DIN/BS fuses.
- 4 breaks and 8 arcing points
- IP20 Fuse Protection Cover is standard
- Higher Mechanical and Electrical life.

Without Enclosure

Rated Operational Current	Poles Description	DIN Type Reference	Unit MRP [₹]
32 A	3P + N	NX032TPNDI <input checked="" type="checkbox"/>	3450
63 A	3P + N	NX063TPNDI <input checked="" type="checkbox"/>	4580
80 A	3P + N	NX080TPNDI	8640
100 A	3P	NX100TPXDI	9620
	3P + N	NX100TPNDI <input checked="" type="checkbox"/>	9900
125 A	3P	NX125TPXDI <input checked="" type="checkbox"/>	11230
	3P + N	NX125TPNDI <input checked="" type="checkbox"/>	12150
160 A	3P + N	NX160TPNDI <input checked="" type="checkbox"/>	13250
200A	3P + N	NX200TPNDI <input checked="" type="checkbox"/>	17010
	3P	NX250TPXDI	20050
250 A	3P + N	NX250TPNDI <input checked="" type="checkbox"/>	20460
	4P	NX250FPXDI	24510
315 A	3P + N	NX315TPNDI <input checked="" type="checkbox"/>	25330
400 A	3P + N	NX400TPNDI <input checked="" type="checkbox"/>	34660
630 A	3P	NX630TPXDI	49740
	3P + N	NX630TPNDI <input checked="" type="checkbox"/>	50420

Accessories/Spares

Description	Reference	Unit MRP [₹]
NX032/NX063/NX080		
Auxiliary contact for FuPact	NXAA11 <input checked="" type="checkbox"/>	920
Handle operating mechanism (HOM) NX032...NX080	NXR1	670
NX100/NX125/NX160		
Auxiliary contact for FuPact	NXBA11 <input checked="" type="checkbox"/>	860
Fuse holder DIN for BS type NX100...NX160	NXHB21	330
Handle operating mechanism NX100...NX160	NXR2 <input checked="" type="checkbox"/>	1260
NX200		
Auxiliary contact for FuPact	NXBA11 <input checked="" type="checkbox"/>	860
Fuse holder for BS type NX200	NXHB22	340
Fuse holder for DIN NX200	NXHD22	390
Handle operating mechanism NX200	NXR2 <input checked="" type="checkbox"/>	1260
NX250/315/400		
Auxiliary contact for FuPact	NXBA11 <input checked="" type="checkbox"/>	860
Handle operating mechanism for NX250...NX400	NXR3	1300
NX630		
Auxiliary contact for FuPact	NXBA11 <input checked="" type="checkbox"/>	860

Note: For other versions please contact our nearest Sales Office.

For details on non-standard references, technical parameters, stockable and non-stockable status, please contact Customer Care Centre.

NORMAL STOCK ITEMS

W.E.F. January 30th, 2023

Future of Power Distribution

MasterPact MTZ

LV Circuit Breakers & Switch Disconnectors
from 630A to 6300A



NOW, YOU'RE READY...

Built on the legendary performance and reliability of the MasterPact range.

MasterPact MTZ circuit breakers prepare you for the future of power distribution with smart connectivity, remote monitoring, and easy customization via digital modules.

- Intuitive EcoStruxure Power Device App smartphone app for easy operation and maintenance
- Precise Class 1 power meter built in for energy-saving capabilities
- Easy customization with digital modules
- Intuitive MicroLogic™ X control unit
- Easy installation using established architectures
- Seamless integration with building and energy management systems with EcoStruxure architectures
- Designed and tested to applicable standards for ANSI, UL, and IEC
- Low migration cost from MasterPact NT/NW to MasterPact MTZ



With MasterPact MTZ breakers, enhanced performance and connectivity equip you for the future of power distribution.

- Available from 630A to 6300A
 - Breaking capacity upto 150kA
 - Fixed & Draw-Out version
-



MasterPact MTZ

A new digital user experience

With the MasterPact MTZ circuit breaker, every stage of the project - from designing and configuring to operating and maintaining - is streamlined using its digital capabilities.

DESIGN



EcoStruxure Power Design software
Single-line diagram design software that calculates and sizes your electrical installation.

EcoStruxure Power Build software
Quick configuration and quotation tool for switchboards.

CONFIGURE AND ORDER



Product Selector
Configure MasterPact MTZ to save time and ensure accuracy.

MySE
Order your MasterPact MTZ online

BUILD AND COMMISSION



EcoStruxure Power Commission software
Commission and upgrade easily with protection setting and factory-acceptance test.

OPERATE AND MAINTAIN



EcoStruxure Power monitoring software
Power Monitoring Expert
Power SCADA Operation
Building Operation
Facility Advisor

Monitor with EcoStruxure Power software
Obtain data visualization and reporting for increased efficiency.

Remote, continuous notifications

The Facility Expert maintenance logbook app.
Track facility data and receive alerts in case of power events and scheduled maintenance.

Operate with MicroLogic X control unit

Locally in the facility room
Status "at a glance"



Operate with your smartphone

Locally in the facility room
Ecostruxure Power Device App



CUSTOMIZE OR UPGRADE



GoDigital store
Purchase additional digital modules for even more visibility and efficiency over the MasterPact MTZ circuit breaker life cycle.

Overview of MicroLogic X Trip Unit

Measurement

Energy management is the challenge of present & future generations. To meet this requirement MicroLogic X incorporates all the measuring functions of a power meter including **Energy Class 1 accuracy** third-party certified.

Maintenance & Diagnostics

Optimal continuity of services as well as extended life of equipment is one of customers main concerns. For that purpose **MicroLogic X integrates new extended diagnosis** and assistance to maintenance.

Protection

Improvement of the reliability of MicroLogic X, dual settings and additional facilities **increase the performance and the flexibility** of low voltage systems of protection.



14 Optional 24/7 downloadable digital modules dedicated to upgrading MicroLogic X

- Undervoltage and overvoltage
- Underfrequency and overfrequency
- Reverse active power
- IDMTL overcurrent protection
- Directional overcurrent
- Ground-fault alarm
- Energy Reduction Maintenance Settings
- Energy per phase
- Individual harmonics analysis
- Power restoration assistant
- MasterPact operation assistant
- Waveform capture on trip event
- IEC 61850 for MasterPact MTZ
- Modbus legacy dataset

Communication

- It is now common practice to make available most of the information processed by a Protection Control Unit, locally for network operation and maintenance, as well as remotely for higher functions of control, monitoring, energy efficiency and assets management.
- To comply with this requirement, MicroLogic X control units **incorporate several channels of communication, including Ethernet, Modbus SL and wireless communication facilities**

The Benchmark for Power Circuit Breakers around the world

MasterPact NT/NW

LV power circuit breakers 630 to 6300 A



Network Protection



Supervision



ComPact

MasterPact NT and NW

The Benchmark For Power Circuit Breakers Around The World



Ethernet ready MasterPact NT and NW breakers, setting the standard for performance, safety, connectivity and built-in metering; all in optimized frame sizes

- Ethernet based monitoring, control, alarm notification for energy, asset and network management
- Built-in energy metering with combined accuracy class of 2% for improved energy efficiency
- MasterPact is suitable for heavy duty applications



Building Energy Industry Datacenter
& Infrastructure

- MasterPact is an answer to specific applications:
 - 1000V for mining applications
 - Direct current networks
 - Corrosion protection
 - Switch disconnectors and earthing switches

Range Details:

- 630A to 6300A
- Breaking Capacity upto 150kA
- Fixed, Draw out type
- Flexible terminal orientation enables horizontal or vertical alignment changes in the field*

*Not Applicable for 4000A and 6300A

Micrologic Trip System Overview of functions

Micrologic name codes

2.0 E
X Y Z

X: type of protection

- 2 for basic protection
- 5 for selective protection
- 6 for selective + earth-fault protection
- 7 for selective + earth-leakage protection.

Y: control-unit generation

Identification of the control-unit generation.
"0" signifies the first generation.

Z: type of measurement

- E for "Energy"
- P for "power meter"
- H for "harmonic meter".

P: E + power meter + programmable protection

- measurements of V, A, W, VAR, VA, Wh, VARh, VAh, Hz, Vpeak, Apeak, power factor and maximeters and minimeters
- IDMTL long-time protection, minimum and maximum voltage and frequency, voltage and current imbalance, phase sequence, reverse power
- load shedding and reconnection depending on power or current
- measurements of interrupted currents, differentiated fault indications,
- maintenance indications, event histories and time-stamping, etc.

Measurements and programmable protection

- I_1, I_2, I_3, I_N , earth-fault, earth-leakage and maximeter for these measurements
- fault indications
- settings in amperes and in seconds.
- calculates the current demand value
- "Quickview" function for the automatic cyclical display of the most useful values (as standard or by selection).



H: P + harmonics

- power quality: fundamentals, distortion, amplitude and phase of harmonics up to the 31st order
- waveform capture after fault, alarm or on request
- enhanced alarm programming: thresholds and actions.

Solar PVDC ACB Offer

MasterPact NW HADCD - PV switch disconnectors



- 2000A and 4000A @ 1000V DC
- Short Circuit Withstand Capacity upto 85kA 1sec
- Fixed and Draw out type
- High Mechanical and Electrical life

ATS Kit

Suitable for MasterPact NT/ NW ACB

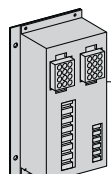
This Kit comprises of :

- Adaptation fixture & set of two cables for mechanical interlocking
- IVE unit for Electrical Interlocking
- ACP control Plate
- UA/BA controller

*Note: For ATS with MasterPact NT/NW ACB, order 2 nos. of ACB's with ready to close PF contact + 1 no. ATS Kit



ACP Unit



IVE Unit



Controller



Mechanical interlocking using cable

Description	Reference	Unit MRP [₹]
ATS Kit for MasterPact NT EDO type with BA 415VAC controller	INA_NTDOB4	206650
ATS Kit for MasterPact NT EDO type with UA 415VAC controller	INA_NTDOU4	237070
ATS Kit for MasterPact NW EDO type with BA 415VAC controller	INA_NWDOB4 <input checked="" type="checkbox"/>	224960
ATS Kit for MasterPact NW EDO type with UA 415VAC controller	INA_NWDOU4 <input checked="" type="checkbox"/>	285830

For details on non-standard references, technical parameters, stockable and non-stockable status, please contact Customer Care Centre.

NORMAL STOCK ITEMS

W.E.F. January 30th, 2023

The easy choice for reliable performance

EasyPact MVS

LV power circuit breakers and switch
disconnectors from 800 to 4000 A



EasyPact MVS

The easy choice for reliable performance



- Thermal memory ensures safe tripping in case of consecutive faults
- In-built ZSI feature facilitates intelligent discrimination and enhances installation life
- Mechanical ready to close features checks all safety parameters before closing for enhanced safety
- Trip unit with built in current & voltage metering for easy access to important electrical parameters
- Best in class break time of 25ms creates lower stress on installation
- Pollution degree 4 allows the breaker to operate in harsh environments
- LED bargraph ensures easy access to % phase wise loading information
- Ap protection feature standard in all trip units

Range Details:

- Single frame for 800A to 4000A
- Fixed, Draw out type
- Entire Range $I_{cu}=I_{cs}=I_{cw}=50kA / 65kA$ for 1sec @440V
- Suitability for applications up to 690 V
- Flexible terminal orientation enables horizontal or vertical alignment changes in the field (except for 4000A)

ET/ETA/ETV Trip System

A step towards intelligent Electrical Distribution Network



	ET TRIP UNIT	ETA Trip Unit	ETV TRIP UNIT
Features	Current Metering		●
	Energy Metering NEW		●
	ZSI	●	●
	% Loading Bar Graph for each phase	●	●
	Thermal Memory	●	●
	Last 10 Trip History		
Protection	2 (L, I)	2L	2A
		6G	6A

EasyPact ACB Communication Module



Connect



Control




Manage

Make Communication architecture affordable and Easy to maintain

- Connect, Control & Manage three ACBs from one communication module having RS485 port with Modbus RTU protocol.
 - a. Connect breaker ON/OFF status (OF) Breaker trip status (SDE), ready to close status (PF)
 - b. Control remote open/close of air circuit breakers.
 - c. Manage one analog input (4-20mA)



EasyPact MVS communication module connect and control ACB on Modbus Communication architecture.



Material Description

EasyPact MVS Communication module EasyCom

Reference

MVS21430

Unit MRP [₹]

16250

For details on non-standard references, technical parameters, stockable and non-stockable status, please contact Customer Care Centre.

NORMAL STOCK ITEMS

W.E.F. January 30th, 2023

EasyPact MVS Draw-out ACB

Draw-out type Circuit breakers and Switch Disconnectors 800-4000A



- Conforms to IS/ IEC 60947-2 & 3
- Microprocessor based ET trip systems with thermal memory
- No derating up to 50°C
- Zone Selective Interlocking
- Fully rated neutral with inbuilt protection
- Pre trip alarm & individual fault indicating LEDs
- ET6L provides Overload, Short-circuit, Instantaneous & Earth-fault protections
- $I_{cu}=I_{cs}=I_{cw}(1\text{sec}) = 50\text{kA @ } 440\text{V AC}$

Draw-out Type circuit breaker with Microprocessor based ET6G Trip Unit (without display)

Rating In (A)	3P Draw-Out Manual Reference	Unit MRP [₹]	3P Draw-Out Electrical Reference	Unit MRP [₹]	4P Draw-Out Manual Reference	Unit MRP [₹]	4P Draw-Out Electrical Reference	Unit MRP [₹]
800	MVS08N3MW6L	256930	MVS08N3NW6L	331720	MVS08N4MW6L	322490	MVS08N4NW6L	397280
1000	MVS10N3MW6L	269920	MVS10N3NW6L	344710	MVS10N4MW6L	337860	MVS10N4NW6L	412650
1250	MVS12N3MW6L	300540	MVS12N3NW6L	375330	MVS12N4MW6L	374210	MVS12N4NW6L	449000
1600	MVS16N3MW6L	341580	MVS16N3NW6L	416370	MVS16N4MW6L	416780	MVS16N4NW6L	491570
2000	MVS20N3MW6L	458920	MVS20N3NW6L	533710	MVS20N4MW6L	563600	MVS20N4NW6L	638390
2500	MVS25N3MW6L	567350	MVS25N3NW6L	642140	MVS25N4MW6L	689440	MVS25N4NW6L	764230
3200	MVS32N3MW6L	685950	MVS32N3NW6L	760740	MVS32N4MW6L	841080	MVS32N4NW6L	915870
4000	MVS40N3MW6L	838950	MVS40N3NW6L	913740	MVS40N4MW6L	1077750	MVS40N4NW6L	1152540

EasyPact MVS Draw out ACB

ACB variants	LP changes for product Configuration w.r.t. ACB having ET6G trip unit.		How to arrive at new reference number*
Switch Disconnector version (without trip unit)	Reduce	₹19300	Example : ACB reference with ET6G trip unit - MVS08N3MW6L. For switch disconnector reference replace 6L by 0D i.e MVS08N3MW0D
ACB with ET6A trip unit (LCD display with Current Metering)	Add	₹9200	Example : ACB reference with ET6G trip unit - MVS08N3MW6L. For ACB reference with ET6A trip unit replace 6L by 6A i.e MVS08N3MW6A
ACB with ET6V trip unit (LCD display with Current Metering & Voltage Metering and Last 10 Trip History)	Add	₹21200	Example : ACB reference with ET6G trip unit - MVS08N3MW6L. For ACB reference with ET6V trip unit replace 6L by 6V i.e MVS08N3MW6V

*- Same Philosophy for 3 Pole/ 4 Pole and Manual/ Electrical References

Note:

All draw-out type circuit breakers will be supplied with:

- Top and Bottom horizontal terminations.
 - 1 No. Electrical fault indication Contact (SDE).
 - No. Auxiliary contact block (OF) with 4 C/O contacts.
 - Safety shutters on Chassis & door sealing frame- Escutcheon (CDP).
- All electrical operated breakers are supplied with motor mechanism (MCH), closing coil (XF) & shunt release (MX)
 - External Neutral CT required for highly un-balanced TP-N system has to be ordered at extra price.
 - Any other accessories are optional at extra price.
 - The product label on all electrical operated breakers may have different reference number than above printed however both references will have same functionalities. For example
 - MVS08N3NW6L can be represented as MVS08N3EW6L
 - MVS08N3NF6L can be represented as MVS08N3EF6L

For details on non-standard references, technical parameters, stockable and non-stockable status, please contact Customer Care Centre.

☑ NORMAL STOCK ITEMS

W.E.F. January 30th, 2023

EasyPact MVS Draw-out ACB

Draw-out type Circuit breakers and Switch Disconnectors 800-4000A



- Conforms to IS/ IEC 60947-2 & 3
- Microprocessor based ET trip systems with thermal memory
- No derating up to 50°C
- Fully rated neutral with inbuilt protection
- Pre trip alarm & individual fault indicating LEDs
- ET2L provides Overload & Short-circuit protections
- $I_{cu}=I_{cs}=I_{cw}(1\text{sec}) = 50\text{kA} @ 440\text{V AC}$

Draw-out Type circuit breaker with Microprocessor based ET2L Trip Unit (without display)

Rating In (A)	3P Draw-Out Manual Reference	Unit MRP [₹]	3P Draw-Out Electrical Reference	Unit MRP [₹]	4P Draw-Out Manual Reference	Unit MRP [₹]	4P Draw-Out Electrical Reference	Unit MRP [₹]
800	MVS08N3MW2L	249530	MVS08N3NW2L	324320	MVS08N4MW2L	315090	MVS08N4NW2L	389880
1000	MVS10N3MW2L	262520	MVS10N3NW2L	337310	MVS10N4MW2L	330460	MVS10N4NW2L	405250
1250	MVS12N3MW2L	293140	MVS12N3NW2L	367930	MVS12N4MW2L	366810	MVS12N4NW2L	441600
1600	MVS16N3MW2L	334180	MVS16N3NW2L	408970	MVS16N4MW2L	409380	MVS16N4NW2L	484170
2000	MVS20N3MW2L	451520	MVS20N3NW2L	526310	MVS20N4MW2L	556200	MVS20N4NW2L	630990
2500	MVS25N3MW2L	559950	MVS25N3NW2L	634740	MVS25N4MW2L	682040	MVS25N4NW2L	756830
3200	MVS32N3MW2L	678550	MVS32N3NW2L	753340	MVS32N4MW2L	833680	MVS32N4NW2L	908470
4000	MVS40N3MW2L	831550	MVS40N3NW2L	906340	MVS40N4MW2L	1070350	MVS40N4NW2L	1145140

EasyPact MVS Draw out ACB

ACB variants	LP changes for product Configuration w.r.t. ACB having ET2L trip unit.		How to arrive at new reference number*
ACB with ET2A trip unit (LCD display with Current Metering)	Add	₹4600	Example : ACB reference with ET2L trip unit - MVS08N3MW2L. For ACB reference with ET2A trip unit replace 2L by 2A i.e MVS08N3MW2A
ACB with ET2V trip unit (LCD display with Current Metering & Voltage Metering and Last 10 Trip History)	Add	₹13800	Example : ACB reference with ET2L trip unit - MVS08N3MW2L. For ACB reference with ET2V trip unit replace 2L by 2V i.e MVS08N3MW2V

AC* Same Philosophy for 3 Pole/ 4 Pole and Manual/ Electrical References

Note:

All draw-out type circuit breakers will be supplied with:

- Top and Bottom horizontal terminations.
- 1 No. Electrical fault indication Contact (SDE).
- 1 No. Auxiliary contact block (OF) with 4 C/O contacts.
- Safety shutters on Chassis & door sealing frame- Escutcheon (CDP).

- All electrical operated breakers are supplied with motor mechanism (MCH), closing coil (XF) & shunt release (MX).
- External Neutral CT required for highly un-balanced TP-N system has to be ordered at extra price.
- Any other accessories are optional at extra price.
- The product label on all electrical operated breakers may have different reference number than above printed however both references will have same functionalities. For example
 - MVS08N3NW6L can be represented as MVS08N3EW6L
 - MVS08N3NF6L can be represented as MVS08N3EF6L

For details on non-standard references, technical parameters, stockable and non-stockable status, please contact Customer Care Centre.

NORMAL STOCK ITEMS

W.E.F. January 30th, 2023

EasyPact MVS Fixed ACB

Fixed type Circuit breakers & Switch Disconnectors 800-4000A



- Conforms to IS/ IEC 60947-2 & 3
- Microprocessor based ET trip systems with thermal memory
- No derating up to 50° C
- Zone Selective Interlocking
- Fully rated neutral with inbuilt protection
- Pre trip alarm & individual fault indicating LEDs
- Icu=Ics=Icw(1sec) =50kA @ 440V AC

Fixed Type circuit breaker with Microprocessor based ET6G Trip Unit (without display)

Rating in (A)	3P Fix Manual Reference	Unit MRP [₹]	3P Fix Electrical Reference	Unit MRP [₹]	4P Fix Manual Reference	Unit MRP [₹]	4P Fix Electrical Reference	Unit MRP [₹]
800	MVS08N3MF6L	191590	MVS08N3NF6L	266380	MVS08N4MF6L	243590	MVS08N4NF6L	318380
1000	MVS10N3MF6L	209730	MVS10N3NF6L	284520	MVS10N4MF6L	264560	MVS10N4NF6L	339350
1250	MVS12N3MF6L	241050	MVS12N3NF6L	315840	MVS12N4MF6L	301160	MVS12N4NF6L	375950
1600	MVS16N3MF6L	267570	MVS16N3NF6L	342360	MVS16N4MF6L	345870	MVS16N4NF6L	420660
2000	MVS20N3MF6L	345540	MVS20N3NF6L	420330	MVS20N4MF6L	451580	MVS20N4NF6L	526370
2500	MVS25N3MF6L	421260	MVS25N3NF6L	496050	MVS25N4MF6L	532210	MVS25N4NF6L	607000
3200	MVS32N3MF6L	603010	MVS32N3NF6L	677800	MVS32N4MF6L	744010	MVS32N4NF6L	818800
4000	MVS40N3MF6L	742590	MVS40N3NF6L	817380	MVS40N4MF6L	930980	MVS40N4NF6L	1005770

EasyPact MVS Fix ACB

ACB variants	LP changes for product Configuration w.r.t. ACB having ET6G trip unit.		How to arrive at new reference number*
Switch Disconnector version (without trip unit)	Reduce	₹19300	Example : ACB reference with ET6G trip unit - MVS08N3MF6L. For switch disconnector reference replace 6L by 0D i.e MVS08N3MF0D
ACB with ET6A trip unit (LCD display with Current Metering)	Add	₹9200	Example : ACB reference with ET6G trip unit - MVS08N3MF6L. For ACB reference with ET6A trip unit replace 6L by 6A i.e MVS08N3MF6A
ACB with ET6V trip unit (LCD display with Current Metering & Voltage Metering and Last 10 Trip History)	Add	₹21200	Example : ACB reference with ET6G trip unit - MVS08N3MF6L. For ACB reference with ET6V trip unit replace 6L by 6V i.e MVS08N3MF6V

* Same Philosophy for 3 Pole/ 4 Pole and Manual/ Electrical References

Note:

All Fix type circuit breakers will be supplied with:

- horizontal / vertical terminal
 - 1 No. Electrical fault indication Contact (SDE).
 - 1 No. Auxiliary contact block (OF) with 4 C/O contacts.
 - door sealing frame- Escutcheon (CDP).
- All switch disconnectors are without protection
 - All electrical operated breakers are supplied with motor mechanism (MCH), closing coil (XF) & shunt release (MX).
 - External Neutral CT required for highly un-balanced TP-N system has to be ordered at extra price.
 - Any other accessories are optional at extra price.
 - The product label on all electrical operated breakers may have different reference number than above printed however both references will have same functionalities. For example
 - MVS08N3NW6L can be represented as MVS08N3EW6L
 - MVS08N3NF6L can be represented as MVS08N3EF6L

For details on non-standard references, technical parameters, stockable and non-stockable status, please contact Customer Care Centre.

NORMAL STOCK ITEMS

W.E.F. January 30th, 2023

- Conforms to IS/ IEC 60947-2 & 3
- Microprocessor based ET trip systems with thermal memory
- No derating up to 50° C
- Fully rated neutral with inbuilt protection
- Pre trip alarm & individual fault indicating LEDs
- Icu=Ics=Icw(1sec) =50kA @ 440V AC

Fixed Type circuit breaker with Microprocessor based ET2L Trip Unit (without display)

Rating in (A)	3P Fix Manual Reference	Unit MRP [₹]	3P Fix Electrical Reference	Unit MRP [₹]	4P Fix Manual Reference	Unit MRP [₹]	4P Fix Electrical Reference	Unit MRP [₹]
800	MVS08N3MF2L	184190	MVS08N3NF2L	258980	MVS08N4MF2L	236190	MVS08N4NF2L	310980
1000	MVS10N3MF2L	202330	MVS10N3NF2L	277120	MVS10N4MF2L	257160	MVS10N4NF2L	331950
1250	MVS12N3MF2L	233650	MVS12N3NF2L	308440	MVS12N4MF2L	293760	MVS12N4NF2L	368550
1600	MVS16N3MF2L	260170	MVS16N3NF2L	334960	MVS16N4MF2L	338470	MVS16N4NF2L	413260
2000	MVS20N3MF2L	338140	MVS20N3NF2L	412930	MVS20N4MF2L	444180	MVS20N4NF2L	518970
2500	MVS25N3MF2L	413860	MVS25N3NF2L	488650	MVS25N4MF2L	524810	MVS25N4NF2L	599600
3200	MVS32N3MF2L	595610	MVS32N3NF2L	670400	MVS32N4MF2L	736610	MVS32N4NF2L	811400
4000	MVS40N3MF2L	735190	MVS40N3NF2L	809980	MVS40N4MF2L	923580	MVS40N4NF2L	998370

EasyPact MVS Fix ACB

ACB variants	LP changes for product configuration w.r.t. ACB having ET2L trip unit	How to arrive at new reference number
ACB with ET2A trip unit (LCD display with Current Metering)	Add ₹4600	Example : ACB reference with ET2L trip unit - MVS08N3MF2L. For ACB reference with ET2A trip unit replace 2L by 2A i.e MVS08N3MF2A
ACB with ET2V trip unit (LCD display with Current Metering & Voltage Metering and Last 10 Trip History)	Add ₹13800	Example : ACB reference with ET2L trip unit - MVS08N3MF2L. For ACB reference with ET2V trip unit replace 2L by 2V i.e MVS08N3MF2V

* Same Philosophy for 3 Pole/ 4 Pole and Manual/ Electrical References

Note:

All Fix type circuit breakers will be supplied with:

- horizontal / vertical terminal
- 1 No. Electrical fault indication Contact (SDE).
- 1 No. Auxiliary contact block (OF) with 4 C/O contacts.
- door sealing frame- Escutcheon (CDP).

- All switch disconnectors are without protection
- All electrical operated breakers are supplied with motor mechanism (MCH), closing coil (XF) & shunt release (MX).
- External Neutral CT required for highly un-balanced TP-N system has to be ordered at extra price.
- Any other accessories are optional at extra price.
- The product label on all electrical operated breakers may have different reference number than above printed however both references will have same functionalities. For example
 - MVS08N3NW6L can be represented as MVS08N3EW6L
 - MVS08N3NF6L can be represented as MVS08N3EF6L

For details on non-standard references, technical parameters, stockable and non-stockable status, please contact Customer Care Centre.

NORMAL STOCK ITEMS

W.E.F. January 30th, 2023

Component	Specification	Reference	Unit MRP ₹
Gear Motor (MCH)			
AC 50/60 Hz	100/130 V	47893	57440
	200/240 V	47894 <input checked="" type="checkbox"/>	
	380/415 V	47896	
DC	24/30 V	47888	
	48/60 V	47889	
	100/125 V	47890	
	200/250 V	47891	
Closing Release (XF)			
AC 50/60 Hz DC	24/30 V DC	33659	8360
	48/60 V DC	33660	
	100/130 V AC/DC	MVS15511 <input checked="" type="checkbox"/>	
	200/250 V AC/DC	MVS15512 <input checked="" type="checkbox"/>	
	380/480 V AC	MVS15513	
Opening Release (MX)			
AC 50/60 Hz DC	24/30 V DC, 24 V AC	33659	8360
	48/60 V DC, 48 V AC	33660	
	100/130 V AC/DC	33661 <input checked="" type="checkbox"/>	8340
	200/250 V AC/DC	33662 <input checked="" type="checkbox"/>	
	380/480 V AC	33664 <input checked="" type="checkbox"/>	8360
Terminal Block			
For drawout circuit breaker		47849	310
Under Voltage Release (MN)			
AC 50/60 Hz DC	24/30 V DC, 24 V AC	33668	8360
	48/60 V DC, 48 V AC	33669	
	100/130 V AC/DC	33670 <input checked="" type="checkbox"/>	
	200/250 V AC/DC	33671 <input checked="" type="checkbox"/>	
	380/480 V AC	33673 <input checked="" type="checkbox"/>	
MN Delay Unit			
AC 50/60 Hz DC	48/60 V AC/DC	33680	12160
	100/130 V AC/DC	33681	
	200/250 V AC/DC	33682	
	380/480 V AC/DC	33683	
	100/130 V AC/DC	33684	11330
	200/250 V AC/DC	33685 <input checked="" type="checkbox"/>	
ON/OFF Indication Contacts (Additional OF contact)			
1 additional block of 4 contacts		47887	7370
Door Interlock (VPECD)/1 part			
On right hand side of chassis		47914 <input checked="" type="checkbox"/>	4010
Operation Counter			
Operation Counter CDM		48535	11400

For details on non-standard references, technical parameters, stockable and non-stockable status, please contact Customer Care Centre.

NORMAL STOCK ITEMS

W.E.F. January 30th, 2023

EasyPact SPS

Standard Protection System for your electrical distribution network



Schneider Electric Global specialist in the field of ACBs and MCCBs, introduces **EasyPact SPS** range of ACBs

- Single Frame size from 800-1600A
- ASIC Based Microprocessor trip unit with OL, SC & EF protection features, which offer fastest short circuit tripping time in its class
- 25 ms short circuit tripping time ensure low let through energy increase the longevity of an electrical distribution network, cables and equipment
- Offer highest standards of safety for operator as well as Electrical distribution network
- Pollution category –III along with modular technology ensure high operating cycles without maintenance
- Simple to choose and easy to install



- All EasyPact SPS Air Circuit Breakers are equipped with terminal adaptors
- Conforms to IS/ IEC 60947-2 & 3
- Microprocessor based ET trip systems with thermal memory
- Fully rated neutral with inbuilt protection
- ET6L provides Overload, Short-circuit, Instantaneous & Earth-fault protections
- ET2B provides Overload & Short-circuit protections
- Short circuit breaking capacity 50kA @ 440V AC

Draw-out Type circuit breaker with Microprocessor based ET6G Trip Unit

Rating in (A)	3P Draw-Out Manual Reference	Unit MRP [₹]	3P Draw-Out Electrical Reference	Unit MRP [₹]	4P Draw-Out Manual Reference	Unit MRP [₹]	4P Draw-Out Electrical Reference	Unit MRP [₹]
800	SPS08F3PMW6L	211380	SPS08F3PEW6L	265340	SPS08F4PMW6L	265060	SPS08F4PEW6L	319030
1000	SPS10F3PMW6L	222540	SPS10F3PEW6L	276770	SPS10F4PMW6L	281750	SPS10F4PEW6L	335980
1250	SPS12F3PMW6L	248920	SPS12F3PEW6L	303130	SPS12F4PMW6L	317470	SPS12F4PEW6L	371690
1600	SPS16F3PMW6L	280800	SPS16F3PEW6L	335030	SPS16F4PMW6L	359350	SPS16F4PEW6L	413580

Draw-out Type circuit breaker with Microprocessor based ET2B Trip Unit

Rating in (A)	3P Draw-Out Manual Reference	Unit MRP [₹]	3P Draw-Out Electrical Reference	Unit MRP [₹]	4P Draw-Out Manual Reference	Unit MRP [₹]	4P Draw-Out Electrical Reference	Unit MRP [₹]
800	SPS08F3PMW2B	208980	SPS08F3PEW2B	262940	SPS08F4PMW2B	262670	SPS08F4PEW2B	316630
1000	SPS10F3PMW2B	220140	SPS10F3PEW2B	274340	SPS10F4PMW2B	279350	SPS10F4PEW2B	333550
1250	SPS12F3PMW2B	246510	SPS12F3PEW2B	300730	SPS12F4PMW2B	315070	SPS12F4PEW2B	369280
1600	SPS16F3PMW2B	278400	SPS16F3PEW2B	332610	SPS16F4PMW2B	356950	SPS16F4PEW2B	411170

Draw-out Type switch disconnector without protection

Rating in (A)	3P Draw-Out Manual Reference	Unit MRP [₹]	3P Draw-Out Electrical Reference	Unit MRP [₹]	4P Draw-Out Manual Reference	Unit MRP [₹]	4P Draw-Out Electrical Reference	Unit MRP [₹]
800	SPS08F3PMW0D	192460	SPS08F3PEW0D	246410	SPS08F4PMW0D	246150	SPS08F4PEW0D	300110
1000	SPS10F3PMW0D	203520	SPS10F3PEW0D	257750	SPS10F4PMW0D	262730	SPS10F4PEW0D	316960
1250	SPS12F3PMW0D	229910	SPS12F3PEW0D	284110	SPS12F4PMW0D	298460	SPS12F4PEW0D	352680
1600	SPS16F3PMW0D	261790	SPS16F3PEW0D	316010	SPS16F4PMW0D	340350	SPS16F4PEW0D	394570

Note:

All draw-out type circuit breakers will be supplied with:

- Vertical-vertical terminations.
- 1 No. Electrical fault indication Contact (SDE).
- 1 No. Auxiliary contact block (OF) with 2 C/O contacts.
- Safety shutters on Chassis & door sealing frame- Escutcheon (CDP).

- All switch disconnectors are without protection
- All electrical operated breakers are supplied with motor mechanism (MCH), closing coil (XF) and shunt release (MX).
- External Neutral CT required for highly un-balanced TP-N system has to be ordered at extra price.
- Any other accessories are optional at extra price.

For details on non-standard references, technical parameters, stockable and non-stockable status, please contact Customer Care Centre.

NORMAL STOCK ITEMS

W.E.F. January 30th, 2023



- All EasyPact SPS Air Circuit Breakers are equipped with terminal adaptors
- Conforms to IS/ IEC 60947-2 & 3
- Microprocessor based ET trip systems with thermal memory
- Fully rated neutral with inbuilt protection
- ET6L provides Overload, Short-circuit, Instantaneous & Earth-fault protections
- ET2B provides Overload & Short-circuit protections
- Short circuit breaking capacity 50kA @ 440V AC

Fixed Type circuit breaker with Microprocessor based ET6G Trip Unit

Rating in (A)	3P Fixed Manual Reference	Unit MRP [₹]	3P Fixed Electrical Reference	Unit MRP [₹]	4P Fixed Manual Reference	Unit MRP [₹]	4P Fixed Electrical Reference	Unit MRP [₹]
800	SPS08F3PMF6L	162360	SPS08F3PEF6L	216330	SPS08F4PMF6L	197400	SPS08F4PEF6L	251370
1000	SPS10F3PMF6L	171770	SPS10F3PEF6L	225980	SPS10F4PMF6L	212970	SPS10F4PEF6L	267190
1250	SPS12F3PMF6L	198040	SPS12F3PEF6L	252260	SPS12F4PMF6L	247080	SPS12F4PEF6L	301300
1600	SPS16F3PMF6L	229330	SPS16F3PEF6L	283550	SPS16F4PMF6L	282460	SPS16F4PEF6L	336680

Fixed Type circuit breaker with Microprocessor based ET2B Trip Unit

Rating in (A)	3P Fixed Manual Reference	Unit MRP [₹]	3P Fixed Electrical Reference	Unit MRP [₹]	4P Fixed Manual Reference	Unit MRP [₹]	4P Fixed Electrical Reference	Unit MRP [₹]
800	SPS08F3PMF2B	159970	SPS08F3PEF2B	213930	SPS08F4PMF2B	195010	SPS08F4PEF2B	248960
1000	SPS10F3PMF2B	169350	SPS10F3PEF2B	223580	SPS10F4PMF2B	210560	SPS10F4PEF2B	264780
1250	SPS12F3PMF2B	195630	SPS12F3PEF2B	249860	SPS12F4PMF2B	244670	SPS12F4PEF2B	298890
1600	SPS16F3PMF2B	226910	SPS16F3PEF2B	281140	SPS16F4PMF2B	280060	SPS16F4PEF2B	334260

Fixed Type switch disconnector without protection

Rating in (A)	3P Fixed Manual Reference	Unit MRP [₹]	3P Fixed Electrical Reference	Unit MRP [₹]	4P Fixed Manual Reference	Unit MRP [₹]	4P Fixed Electrical Reference	Unit MRP [₹]
800	SPS08F3PMF0D	143450	SPS08F3PEF0D	197410	SPS08F4PMF0D	178470	SPS08F4PEF0D	232440
1000	SPS10F3PMF0D	152760	SPS10F3PEF0D	206960	SPS10F4PMF0D	193960	SPS10F4PEF0D	248180
1250	SPS12F3PMF0D	179040	SPS12F3PEF0D	233240	SPS12F4PMF0D	228070	SPS12F4PEF0D	282300
1600	SPS16F3PMF0D	210320	SPS16F3PEF0D	264540	SPS16F4PMF0D	263440	SPS16F4PEF0D	317670

Note: All Fixed type circuit breakers will be supplied with: (i) Vertical-vertical terminations. (ii) 1 No. Electrical fault indication Contact (SDE).

(iii) 1 No. Auxiliary contact block (OF) with 2 C/O contacts.

All switch disconnectors are without protection | All electrical operated breakers are supplied with motor mechanism (MCH), closing coil (XF) and shunt release (MX). | External Neutral CT required for highly un-balanced TP-N system has to be ordered at extra price. | Any other accessories are optional at extra price.


Accessories

Pole Description	Rated Operational Current	Reference	Unit MRP ₹
Gear Motor (MCH)			
AC 50/60 Hz	100/130 V	33176	57440
	200/240 V	33177	
	277/415 V	33179	
DC	24/30 V	33185	
	48/60 V	33186	
	100/125 V	33187	
	200/250 V	33188	
Terminal Block			
For Fixed circuit breaker		47074	360
For Drawout circuit breaker		33098	
ON/OFF Indication contacts (OF) 1Part			
Changeover contact 6A	240V	47076	1490
Ready to close contact			
Changeover contact 5A	240V	47080	3810
Door interlock (VPECD)/1 part			
Right side of chassis		33172	5760

For details on non-standard references, technical parameters, stockable and non-stockable status, please contact Customer Care Centre.

NORMAL STOCK ITEMS

W.E.F. January 30th, 2023



ASCO - Automatic Transfer Switches

Power available always when you need it

ASCO Transfer Switches make backup power possible. They enhance power availability by transferring electrical loads to alternate sources of power. From simple backup solutions to mission-critical facilities, transfer switches connect backup power to enhance safety and sustain operations.

se.com/in

Life Is On

Schneider
Electric

Launching soon

Advanced transfer switch to maximize

UPTIME

“TransferPacT Active Automatic is now ready to deliver maximum uptime and safety with a complete range from 32A to 630A

- Conforming to IEC 60947-6-1
- Optimize panel space by up to 30%, saving cost and improving efficiency
- Ultra fast transfer speed for better power availability
- Solenoid operated, Built-in microprocessor Controller
- Robust design
- Utilization Category: AC 33B
- Poles: 3,4
- Scalable with plug and play - 10 function modules
- Connectivity with compliant to cyber security standard IEC 62443, SL1 Level



TransferPacT™ Active Automatic



#SourceManagement

se.com/in

Life Is On

Schneider
Electric



Life Is On

Schneider
Electric

ASCO Power Technologies™

The **7000 SERIES** Automatic Transfer Bypass-Isolation Switch is intended for critical applications where continuous power is required

- Allows bypass-isolation without load interruption
- Primary transfer switch can be inspected, tested, and maintained without interrupting power to the load
- Transfer switch and bypass transfer switch have identical electrical ratings
- Range: 150 to 4000 amps
- Draw-out design allows for easy transfer switch maintenance
- Open Transition (OTTS), Closed Transition (CTTS) and Delayed Transition (DTTS) Designs

Series 7000/300, Automatic Transfer Switch (ASCO)

7000/300 Series Power Transfer Switches are available in open and enclosed variants, ranging from 30 to 4000 amps (LV) & 1200 to 3000A (MV) with wide range of accessories. All switching configurations (OTTS, DTTS, CTTS) are available with optional integrated bypass-isolation switch.



Open/Closed/Delayed Transition with Bypass



Open/Closed/Delayed Transition Switch









UL /ANSI – 2 Section Medium Voltage ATS



IEC Design – 3 Section Medium Voltage ATS

Series 7000/300, Automatic Transfer Switch (ASCO)

Frame	Rating(A)	Controller Type	Reference (4P, Overlapping Neutral)	Unit MRP [₹]	Controller Type	Reference (4P, Overlapping Neutral)	Unit MRP [₹]
D	30	Series 7000 Group 5 Controller	D07ATSC30030K500	On Request	Series 300 Group G Controller	D03ATSC30030KG00	On Request
	70		D07ATSC30070K500			D03ATSC30070KG00	
	104		D07ATSC30100K500			D03ATSC30104KG00	
	150		D07ATSC30150K500			D03ATSC30150KG00	
	200		D07ATSC30200K500			D03ATSC30200KG00	
	230		D07ATSC30230K500			D03ATSC30230KG00	
J	260		J07ATSC30260K500			J03ATSC30260KG00	
	400		J07ATSC30400K500			J03ATSC30400KG00	
	600		J07ATSC30600K500			J03ATSC30600KG00	
	800		H07ATSC30800K500			H03ATSC30800KG00	
H	1000		H07ATSC31000K500			H03ATSC31000KG00	
	1200		H07ATSC31200K500			H03ATSC31200KG00	
G	1600		G07ATSC31600K500		G03ATSC31600KG00		
	2000		G07ATSC32000K500		G03ATSC32000KG00		
	2600		G07ATSC32600K500		G03ATSC32600KG00		
	3000		G07ATSC33000K500		G03ATSC33000KG00		
	3200		G07ATSC33200K500		G03ATSC33200KG00		
	4000		G7ATSC34000K5X40RM		-	-	



- Conforming to UL 1008
- Fast & Consistent Transfer (Less than 100ms)
- Single Solenoid True Double throw Design
- High Withstanding & Closing-On Fault Currents (WCR)
- Neutral Overlap to eliminate Voltage Transients
- In-Phase Monitor to avoid Motor Inrush current
- Engine Start/Stop, AMF Logic & Time Delay Setting
- Programmable Daily/Weekly Engine Exerciser
- 4 Line LCD + LED Display
- 99 Events Log & Diagnostics with Date/Time
- Statistical ATS System Monitoring Information
- Communication Compatible (Modbus/Ethernet)

- 2P, 3P & 4P with solid neutral/Switched Neutral are available
- ATS with stand alone Type Tested NEMA Enclosure available
- For Series 7000 Close Transition, Bypass Option & Medium Voltage ATS offer please contact Customer Care Centre

Series 230, Automatic Transfer Switch (ASCO)

- Conforming to IEC 60947-6-1
- Built-in Microprocessor controller
- Utilization Category AC-32A & AC-33B
- Mechanical Durability: 10,000 cycles in all frames
- Highest short circuit withstand current with CB back-up protection
- Fire control input signal
- 3rd party type tested



Rating (Amp)	Controller Type	Reference	Unit MRP [₹]	Controller Type	Reference	Unit MRP [₹]	Poles
	C1000			C2000			
800	 <ul style="list-style-type: none"> • Under/Over Voltage • Under/Over Frequency • Time Delay Engine start/stop • LED Display • RS485 Port (optional) 	E2ADTLB30800KD	On Request	 <ul style="list-style-type: none"> • Under/Over Voltage • Under/Over Frequency • Phase Rotation • Voltage Unbalance • Time Delay • Engine start/stop • LED + LCD Display • RS485 Port Standard • Event Logging • Priority Source Swapping 	E2ADTLB30800KE	On Request	4P

* For 2P & 3P ATS, please contact Customer Care Centre.

Series 230 Accessories



4 Pole Bridging Busbar



Auxiliary Contact



72 D

72D RS-485 communication

Suffix '72D' in the part reference for inbuilt RS485 communication port. Applicable for C300 and C1000 Series controller based transfer switching equipments. RS485 port option available factory fit only. For Price please contact Customer Care Centre

Accessory Type	Description	Reference	Unit MRP [₹]
LAP1F100	Aux.Contact (NO)	972970	On Request
LAP1F010	Aux.Contact (NC)	972970-001	
132JC	4P Bridging Busbar for B2ADTL Frame	972971-002	

For details on non-standard references, technical parameters, stockable and non-stockable status, please contact Customer Care Centre.

NORMAL STOCK ITEMS

W.E.F. January 30th, 2023

WOTPC, Automatic transfer switch

- Conforming to IEC 60947-6-1
- Solenoid operated, Built-in Microprocessor Controller
- 1000-4000 Amps in same compact frame
- Utilization Category: AC 33A
- Mechanical Endurance: 20,000 ops
- Rated Short circuit withstand of 65 kA, 3sec
- Built in RS 485 port for communication



Rating (amps)	Poles	Reference	Unit MRP [₹]	Poles	Reference	Unit MRP [₹]
1000	3P	OT10003D5VI	On Request	4P	OT10004D5VI	On Request
1250		OT12503D5VI			OT12504D5VI	
1600		OT16003D5VI			OT16004D5VI	
2000		OT20003D5VI			OT20004D5VI	
2500		OT25003D5VI			OT25004D5VI	
3200		OT32003D5I			OT32004D5I	
4000		OT40003D5I			OT40004D5I	

*above references are with vertical termination, for horizontal terminal please contact customer care

WOTPC Accessories



The transfer switch unit relates to the controller through its cable to realize the detection of the power supply. The controller automatically completes the transfer between the power supply through the set program.

Description	Reference	Unit MRP [₹]
Phase Partition (Each)	W00T0001I	On Request
Extension Harness (4m)	W00T0002I	
Copper bar for Vertical Wiring	W00T0003I	

For details on non-standard references, technical parameters, stockable and non-stockable status, please contact Customer Care Centre.

NORMAL STOCK ITEMS

W.E.F. January 30th, 2023

TransferPacT Active Automatic

TransferPacT is an Ecostruxure-ready advance transfer switch to maximize reliability and uptime for your facility.

- Conforming to IEC 60947-6-1
- Solenoid operated, Built-in Microprocessor Controller
- Fast transfer time of <500ms
- 2,3 and 4 Pole configuration ranging within 32-160A
- Three position, Open transition transfer switch
- Extreme Environment proof with operating temperature of -25 to 70 °C
- Utilization Category: AC 33B
- Tested for Total Discrimination with ComPacT NSXm Circuit breakers for seamless integration.
- Scalable with plug and play - 10 function modules
- Connectivity with compliant to cyber security standard IEC 62443, SL1 Level



Frame		TA10				TA16			
Rating (amps)	Poles	Reference	Unit MRP [₹]	Poles	Reference	Unit MRP [₹]	Poles	Reference	Unit MRP [₹]
32	2P	TA10D2L0323TPE	On Request	4P	TA10D4L0324TPE	On Request	4P	-	-
40		TA10D2L0403TPE			TA10D4L0404TPE			-	-
50		TA10D2L0503TPE			TA10D4L0504TPE			-	-
63		TA10D2L0633TPE			TA10D4L0634TPE			-	-
80		TA10D2L0803TPE			TA10D4L0804TPE			TA16D4L0804TPE	On Request
100		TA10D2L1003TPE			TA10D4L1004TPE			TA16D4L1004TPE	
125		-			-			TA16D4L1254TPE	
160	-	-	TA16D4L1604TPE						

*For 3P ATS, please contact Customer Care Centre.

TransferPacT Active Automatic Accessories



HMI cable



External HMI



Function Module

TransferPacT Active Automatic is designed to provide maximum scalability with plug and play function modules (no increase in the footprint) and intuitive external HMI. Please contact Customer Care Centre

Accessory Type	Description	Reference	Unit MRP [₹]
Communication function modules	Modbus RTU (Serial Port)	TPCCOM16	On Request
	BUS extension and 24 Vdc auxiliary supply	TPCDIO15	
Fire Protection function modules	Fire protection,24VDC pulse	TPCDIO10	
	Fire protection,24VDC constant	TPCDIO11	
	Fire protection,230VAC constant	TPCDIO13	
	Fire protection,dry contact	TPCDIO14	
Control and Signalling function modules	Genset start and Alarm	TPCDIO17	
	Load shedding and Availability warning	TPCDIO05	
	Transfer inhibit and Remote testing	TPCDIO07	
Display Modules	Voluntary Remote Control	TPCDIO08	
	External HMI	TPCCIF04	
	LCD display	TPCCIF01	
	Rotary display	TPCCIF02	
	IP54 cover	TPCOTH37	

*For more details on accessories, please contact Customer Care Centre.

For details on non-standard references, technical parameters, stockable and non-stockable status, please contact Customer Care Centre.

NORMAL STOCK ITEMS

W.E.F. January 30th, 2023

WATSN (ATS and RTS)

WATSN is a Compact , Easy and Scalable Transfer Switch for safe and reliable source management.

- Conforming to IEC 60947-6-1
- Automatic and Remote Transfer switches
- Three Position, Open Transition Transfer Switch
- 2,3,4 pole configurations ranging within 63 -630A
- Fast Transfer Speed of <100ms
- Solenoid operated, Built-in Microprocessor Controller(for ATS)
- Reduced size and footprint upto 30%
- Tested for Total Discrimination with EasyPacT CVS Circuit breakers for seamless integration in the power train.
- Utilization Category: AC 33B



WATSN Automatic Transfer Switch

Rating (amps)	Poles	Reference	Unit MRP [₹]	Poles	Reference	Unit MRP [₹]	Poles	Reference	Unit MRP [₹]
63		NA00632V	36512		NA00633V	37683		NA00634V	39355
100		NA01002V	45959		NA01003V	47401		NA01004V	49324
160	2P	N2A01602V	71509	3P	N2A01603V	73390	4P	N2A01604V	76787
250		-	-		NA02503V	135746		NA02504V	143813
400		-	-		NA04003V	230381		NA04004V	252660
630		-	-		NA06303V	291242		NA06304V	302914

WATSN Remote Transfer Switch

Rating (amps)	Poles	Reference	Unit MRP [₹]	Poles	Reference	Unit MRP [₹]	Poles	Reference	Unit MRP [₹]
63		NR00632	30932		NR00633	31831		NR00634	33137
100		NR01002	42208		NR01003	43441		NR01004	45092
160	2P	N2R01602	57977	3P	N2R01603	59440	4P	N2R01604	62083
250		-	-		NR02503	115337		NR02504	124052
400		-	-		NR04003	192594		NR04004	211759
630		-	-		NR06303	251061		NR06304	268262

WATSN Accessories



Function Module



T-Helper

WATSN is a simple and scalable transfer switch with add-on function modules.(Any two function modules can be connected at a time)

Accessory Type	Description	Reference	Unit MRP [₹]
Fire Protection function modules	DC24V Constant voltage fire linkage	NF001	On Request
	DC24V Pulse fire linkage	NF002	
	AC220V Constant voltage fire linkage	NF003	
	AC220V Pulse fire linkage	NF004	
	Passive fire linkage	NF005	
Control and Signalling function modules	Genset control module	NF006	
	Genset control&Communication module	NF008	
	Remote control to S2	NF012	
Communication accessories	Modbus communication module with RS485 interface	NF007	
	T-Helper Operation and maintenance Helper	NF028	

*For more details on accessories, please contact Customer Care Centre.

For details on non-standard references, technical parameters, stockable and non-stockable status, please contact Customer Care Centre.

NORMAL STOCK ITEMS

W.E.F. January 30th, 2023

Life Is On

Schneider
Electric

Schneider Electric India Pvt. Ltd.

Corporate Office: 9th Floor, DLF Building No. 10, Tower C, DLF Cyber City, Phase II, Gurugram 122002 Haryana
Tel.: ++91 124 6899000 Fax: ++91 124 4222036/037

Ahmedabad

Schneider Electric India (P) Ltd.
1506-1507, 15th Floor Shapth-5
Opp.Karnavati Club, SG Highway,
Ahmedabad, Gujarat - 380015
Tel.: 079-66826701

Coimbatore

Schneider Electric India (P) Ltd.
Hanudev Info Tech Park, 6th Floor
Unit No. Block-C, SF No. 558/2
Udalyampalayam Road, Nava India
Coimbatore-641028

Lucknow

Schneider Electric India (P) Ltd.
Summit, Plot No. TCG 3/3
6th Floor, 604A/B/C, Vibhuti Khand
Gomti Nagar, Lucknow
Uttar Pradesh - 226010
Tel.: 0522-3500334

Nashik

Schneider Electric India (P) Ltd.
401, 4th Floor, Rishi Raj Towers
Jehan Circle, Gangapur Road
Nashik- 422013
Tel.: 0253-2344333

Bengaluru

Schneider Electric India (P) Ltd.
No. 3/1, JP Techno Park
Mezzanine Floor, Millers Tank Bund
Road, Vasanth Nagar
Bengaluru - 560052
Tel.: 080-71481351

Hyderabad

Schneider Electric India (P) Ltd.
D.No. 1-8-271, # 401, Ashoka
Bhoopal Chambers, SP Road
Secunderabad - 500003
Tel.: 040-67219500

Ludhiana

Schneider Electric India (P) Ltd.
SCO 23, 2nd Floor,
Chandigarh Road, Sector 32
Ludhiana, Punjab-141010
Tel.: 0161- 5203011

New Delhi

Schneider Electric India (P) Ltd.
C-56, Mayapuri Industrial Area, Phase-2
New Delhi - 110064
Tel.: 011-61317400

Bhubaneswar

Schneider Electric India (P) Ltd.
Workloop Co-Working in the property
Office No. 316, Esplanade One Mall
Rasulgarh, Bhubaneswar - 751010

Indore

Schneider Electric India (P) Ltd.
219, Dhan Trident Building
Vijay Nagar, A.B.Road
Indore-452001

Mohali

Schneider Electric India (P) Ltd.
2nd Floor, Tower-A
Bestech Business Tower
Mega Information & Technology Park
Industrial Plot No.1, Phase IX
(Expansion), Mohali- 160059
Tel.: 0172-7198200

Pune

Schneider Electric India (P) Ltd.
Amar Caliber, CTS No 911, BMCC Road,
OFF FC. Road, Deccan Gymkhana,
Shivaji Nagar, Pune - 411007
Tel.: 020-67492500

Chennai

Schneider Electric India (P) Ltd.
No: 29, 2nd Floor,
Bannari Amman Towers, B-Block
Dr. Radhakrishnan Road, Mylapore
Chennai - 600 004
Tel.:044-71912000

Jaipur

Schneider Electric India (P) Ltd.
Jaipur Business Centre 309
3rd Floor, Sangam Tower 190
Church Road, Jaipur-302001
Tel.: 0141-2374810

Mumbai

Schneider Electric India (P)(Ltd)
Marwah House, 2nd Floor
Krishanlal Marwah Marg
Andheri (East), Mumbai - 400072
Tel.: 022-62280000

Vadodara

Schneider Electric India (P) Ltd.
Notus IT Park, 10th Floor, Block-D
Sarabhai Campus, Vadiwadi
Vadodara, Gujarat - 390017

Cochin

Schneider Electric India (P) Ltd.
Alapatt Properties Private Limited
(Trade Name : Centre A)
Main Door Number : 66/4971
(Old Door Number: 40/6584-H)
7th Floor Alapatt Heritage Building
MG Road Kochi - 682035

Kolkata

Schneider Electric (I)Pvt.Ltd,
BP-4, Sector-V, Technopolis
3rd Floor, Salt Lake City
Kolkata- 700 091
Tel.: 033-66576400

Nagpur

Schneider Electric India (P) Ltd.
6, Vasant Vihar Complex
W.H.C Road, Shankar Nagar
Nagpur- 440010
Tel.: 0712-2558581

Vishakhapatnam

Schneider Electric India (P) Ltd.
D.N.10-1-43, 1st Floor
Ratnam's Business Centre,
Siripuram Fort, C.B.M.Compound
Visakhapatnam - 530016
Tel.: 0891-6675500

Customer Care Centre

Monday-Saturday, 9 a.m. to 8 p.m.

Toll-free numbers: 1800 419 4272, 1800 103 0011

Email: customercare.in@schneider-electric.com

For more information, visit our website at: www.se.com/in

- All Prices are in Indian Rupees
- Prices are subject to change without prior notice
- Product evolution is a continuous process and Schneider Electric reserves the right to modify/withdraw any product at any time without prior notice
- Prices charged will be as prevailing on the date of dispatch
- Invoice Amount = (MRP – less Applicable discount) + Applicable GST %
- Tax incidence on invoices is basis applicable GST rates
- Invoice amount not to exceed MRP
- Product pictures shown are for illustration purpose only, actual product may vary

Distributor

Life Is On

Schneider
Electric

 PriceList

Switching and Controlling Products

With effect from January 30th, 2023



se.com/in

EasyPact TVS

- > EasyPact TVS Power Contactors (3 Pole) 06
- > EasyPact TVS Power Contactors (4 Pole) 07
- > EasyPact TVS Contactor Accessories..... 08
- > EasyPact TVS Thermal Overload Relay..... 09
- > EasyPact TVS Circuit Breaker for Motor Protection..... 10

TeSys Control

- > TeSys K Control Relays 16
- > TeSys K Power Contactors 16
- > TeSys K Accessories..... 17
- > TeSys Deca Control Relays 18
- > TeSys Deca Power Contactors (3 Pole)..... 18
- > TeSys Deca Power Contactors (4 Pole)..... 19
- > TeSys Deca Green 20
- > TeSys Deca Green Electric Coil Contactor 21
- > TeSys Deca Accessories..... 22
- > TeSys Giga Power Contactors..... 29
- > TeSys H Ultra compact..... 30

TeSys Protect

- > TeSys Overload Relay 33
- > TeSys Electronic Over Current Relay 35

TeSys Power

- > TeSys Motor Circuit Breakers 38
- > GV4LE 39
- > GV4PE 39
- > Accessories for GV4..... 40
- > Auxiliary Contact Blocks 40
- > Circuit Breakers for Motor Protection Accessories 41

TeSys Switches

- > TeSys Switches..... 45

TeSys Active

- > TeSys island 47
- > TeSys U 50
- > TeSys T - iMCC Relays 53

Selection Table



- > Type 2 Co-ordination Charts55 to 60
- > Type 2 Co-ordination chart with TeSys Giga range.....61 to 65
- > Type 2 Recommended Selection Charts66 to 72

EasyPact TVS

The Easy choice for simplicity and flexibility

- 3 Pole and 4 Pole Power Contactor
- Control Relays
- Thermal Overload Relay
- Circuit Breaker for Motor Protection
- Accessories

A2L certified
upto 50A
for HVAC
applications



EasyPact TVS
Catalogue

Designed for the Essential



Selection Charts for
Motor Feeders for
IE2/IE3 Motors with
EasyPact TVS

W.E.F. January 30th, 2023

EasyPact TVS

Power Contactors - ETVS (3 Pole AC Control)



- Conformance to IEC 60947-4-1, CE Marking
- Current Rating: 6A to 630A, AC-3 Rating
- Type 2 RSC available with Fuse, MPCB and MCCB

Frame	[le] Rated Operational Current		Motor Power at 415V, 3Ph, 50Hz		Auxiliary Contacts		Reference	Unit MRP [₹]
	AC-1	AC-3	HP	kW	NO	NC		
FRAME-1	20	6	3	2.2	-	1	LC1E0601* <input checked="" type="checkbox"/>	1260
					1	-	LC1E0610* <input checked="" type="checkbox"/>	
	25	9	5.5	4	-	1	LC1E0901* <input checked="" type="checkbox"/>	1295
					1	-	LC1E0910* <input checked="" type="checkbox"/>	
	25	12	7.5	5.5	-	1	LC1E1201* <input checked="" type="checkbox"/>	1475
					1	-	LC1E1210* <input checked="" type="checkbox"/>	
32	18	12	9	-	1	LC1E1801* <input checked="" type="checkbox"/>	1700	
				1	-	LC1E1810* <input checked="" type="checkbox"/>		
36	25	15	11	-	1	LC1E2501* <input checked="" type="checkbox"/>	2320	
				1	-	LC1E2510* <input checked="" type="checkbox"/>		
FRAME-2	50	32	20	15	-	1	LC1E3201* <input checked="" type="checkbox"/>	4860
					1	-	LC1E3210* <input checked="" type="checkbox"/>	
	50	38	25	18.5	-	1	LC1E3801* <input checked="" type="checkbox"/>	5745
					1	-	LC1E3810* <input checked="" type="checkbox"/>	
50	40	29	22	-	1	LC1E40B01**	6125	
				1	-	LC1E40B10**		
FRAME-3	60	40	29	22	1	1	LC1E40* <input checked="" type="checkbox"/>	7610
	70	50	34	25/30	1	1	LC1E50* <input checked="" type="checkbox"/>	9255
	80	65	50	37	1	1	LC1E65* <input checked="" type="checkbox"/>	12540

Frame	[le] Rated Operational Current		Motor Power at 415V, 3Ph, 50Hz		Auxiliary Contacts		Reference	Unit MRP [₹]
	AC-1	AC-3	HP	kW	NO	NC		
FRAME-4	110	80	60	45	1	1	LC1E80* <input checked="" type="checkbox"/>	16305
	120	95	60	45	1	1	LC1E95* <input checked="" type="checkbox"/>	19545
FRAME-5	150	120	75	55	1	1	LC1E120*	23285
	200	160	120	90	1	1	LC1E160*	30745
FRAME-6	250	200	150	110	-	-	LC1E200*	42315
	300	250	175	132	-	-	LC1E250*	55765
FRAME-7	320	300	215	160	-	-	LC1E300*	68650
	500	400	295	220	-	-	LC1E400*	85675
FRAME-8	700	500	375	280	-	-	LC1E500*	120675
FRAME-9	1000	630	500	375	-	-	LC1E630*	169755

* Prices indicated above are for standard coil voltage rating, for non-standard coil rating please check the prices with Customer Care

Spare Coil for Contactors

Contactors	Reference
3 Pole Contactors	
LC1E06...E25	LAEX12**
LC1E32/E38	LAEX2**
LC1E40/E65	LAEX3**
LC1E80/E95	LAEX4**
LC1E120/E160	LAEX5**
LC1E200/E250	LAEX6**
LC1E300	LAEX7**

* Reference to be completed by adding coil voltage code and recommended to check availability with Customer Care team

** For more information contact regional sales office

For details on non standard references, technical parameters, accessories, compatibility, stockable and non stockable status please contact Customer Care

NORMAL STOCK ITEMS

W.E.F. January 30th, 2023

EasyPact TVS

Power Contactors - ETVS (4 Pole AC Control)



- Conformance to IEC 60947-4-1, CE Marking
- Current Rating: 20A to 125A, AC-1 rating
- Available in 4NO and 2NO+2NC Power Pole combination
- Wide Band Coil for all ratings in 220 & 415V AC

Frame	AC-1 Rating	Power Poles	Reference	Unit MRP [₹]	Power Poles	Reference	Unit MRP [₹]
FRAME-1	20	4NO	LC1E06004*IN	1615	2NO + 2NC	LC1E06008*IN	1930
	25	4NO	LC1E09004*IN	1715	2NO + 2NC	LC1E09008*IN	2080
	32	4NO	LC1E12004*IN	1785	2NO + 2NC	LC1E12008*IN	2225
	40	4NO	LC1E18004*IN	2225	2NO + 2NC	LC1E18008*IN	2240
FRAME-2	50	4NO	LC1E25004*IN	2820	2NO + 2NC	LC1E25008*IN	4005
	55	4NO	LC1E32004*IN	4755	2NO + 2NC	LC1E32008*IN	7545
	60	4NO	LC1E38004*IN	5565	2NO + 2NC	LC1E38008*IN	7870
FRAME-3	75	4NO	LC1E40004*IN	8675	2NO + 2NC	LC1E40008*IN	11660
	85	4NO	LC1E65004*IN	11735	2NO + 2NC	LC1E65008*IN	14575

Frame	AC-1 Rating	Power Poles	Reference	Unit MRP [₹]	Power Poles	Reference	Unit MRP [₹]
FRAME-4	110	4NO	LC1E80004*IN	14865	2NO + 2NC	LC1E80008*IN	20695
	125	4NO	LC1E95004*	16760			

* Prices indicated above are for standard coil voltage rating, for non-standard coil rating please check the prices with Customer Care

Control Relays - CAE, Conformance to IEC60947-5-1, CE Marking

Auxiliary Contacts		Reference	Unit MRP [₹]
NO	NC		
4	0	CAE40*	1360
3	1	CAE31*	
2	2	CAE22*	

* Reference to be completed by adding coil voltage code and recommended to check availability with Customer Care team

Prices indicated above are for standard coil voltage rating, for non-standard coil rating please check the prices with Customer Care

Spare Coil for Contactors

Contactors	Reference
4 Pole Contactors	
LC1E0600*.... LC1E1800*	LAEX1T**
LC1E2500*.... LC1E3800*	LAEX2T**
LC1E4000*....LC1E9500*	LAEX4T**
Control Contactors	
CAE*	LAEX12**

* Reference to be completed by adding coil voltage code and recommended to check availability with Customer Care team

Coil Voltage Code

* Voltage (V AC)	24	110	220	415
LC1E0600*...9500* 50/60 Hz	B7	F7	-	-
LC1E0600*...9500* 50 Hz/ Wide Band	-	-	M5WB	N5WB
Control relay CAE 50 Hz	B5	F5	M5	N5

Note:

For non standard voltages (Except 110 and 220 V AC) please consult Customer Care for prices

* Reference to be completed by adding coil voltage code and recommended to check availability with Customer Care team

For details on non standard references, technical parameters, accessories, compatibility, stockable and non stockable status please contact Customer Care

NORMAL STOCK ITEMS

W.E.F. January 30th, 2023

Accessories - For ETVS Contactors

Description	For Use with	Mounting	Contacts	Reference	Unit MRP [₹]
Auxiliary contact block	LC1E06..E630 & LC1E0600..E9500	FRONT	1NO+1NC	LAEN11 <input checked="" type="checkbox"/>	400
			2NO	LAEN20 <input checked="" type="checkbox"/>	
			2NC	LAEN02 <input checked="" type="checkbox"/>	475
			2NO+2NC	LAEN22 <input checked="" type="checkbox"/>	730
			4NO	LAEN40 <input checked="" type="checkbox"/>	
Star delta timer	LC1E25..E630			LAETSD <input checked="" type="checkbox"/>	3310

For 415v control supply please contact customer care team

Description	For Use with	Coil Voltage	Reference	Unit MRP [₹]
Surge suppressor*	LC1E06...E95	24..48V AC	LAERCE	2190
	LC1E06...E95	110..240V AC	LAERCU	930

*For higher rating contactors, contact nearest sales office

Description	For Use with	Reference	Unit MRP [₹]
Mechanical Interlock	LC1E06..E65 & LC1E0600*..E3800*	LAEM1	830
	LC1E80/E95 & LC1E4000*...LC1E9500*	LAEM4	2700
	LC1E120..E160	LAEM5	5035
	LC1E200/E250	LAEM6	5130

*Reference to be completed by adding coil voltage

3 Pole Accessories Compatibility

Contactor	Built in contacts	LAEN**	LAERC*	LAEM
LC1E06	1NO or 1NC	1	1	1
LC1E09				
LC1E12				
LC1E18				
LC1E25				
LC1E32				
LC1E38				
LC1E40B	1NO + 1NC	1	1	1
LC1E40				
LC1E50				
LC1E65				
LC1E80				
LC1E95				
LC1E120				
LC1E160				
LC1E200				
LC1E250				
LC1E300				
LC1E400				
LC1E500				
LC1E630				

4 Pole Accessories Compatibility

Contactor	LAEN**	LAEM	LAERC*
LC1E06	1	1	1
LC1E09			
LC1E12			
LC1E18			
LC1E25			
LC1E32			
LC1E38			
LC1E40			
LC1E50			
LC1E65			
LC1E80			
LC1E95			

Control Relay Accessories Compatibility

Control Relay	LAEN*	LAERC
CAE	1 of LAEN11 or LAEN20 or LAEN02 or LAEN22	1

For details on non standard references, technical parameters, accessories, compatibility, stockable and non stockable status please contact Customer Care

NORMAL STOCK ITEMS

W.E.F. January 30th, 2023

EasyPact TVS

Thermal Overload Relay - ETVS



- Conformance to IEC 60947-4-1, CE Marking
- Range : 0.1A to 630A
- Tripping Class : 10A
- Direct & Independent mounting

Thermal Protection Adjustment Range	For Use with Contactor	Reference	Unit MRP [₹]
LRE			
0.25...0.4	E06...E38	LRE03	2155
0.4...0.63	E06...E38	LRE04	
0.63...1	E06...E38	LRE05 ✓	
1...1.6	E06...E38	LRE06 ✓	
1.6...2.5	E06...E38	LRE07 ✓	
2.5...4	E06...E38	LRE08 ✓	
4...6	E06...E38	LRE10 ✓	
5.5...8	E09...E38	LRE12 ✓	
7...10	E09...E38	LRE14 ✓	
9...13	E12...E38	LRE16 ✓	
12...18	E18...E38	LRE21 ✓	2385
16...24	E25...E38	LRE22 ✓	2760
23...32	E25...E38	LRE32 ✓	3690
30...38	E38	LRE35 ✓	4155
17...25	E40...E95	LRE322	4690
23...32	E40...E95	LRE353	
30...40	E40...E95	LRE355	
37...50	E50...E95	LRE357 ✓	
48...65	E65...E95	LRE359	6150

Thermal Protection Adjustment Range	For Use with Contactor	Reference	Unit MRP [₹]
LRE			
55...70	E80...E95	LRE361	7290
63...80	E80...E95	LRE363	7610
80...104	E95	LRE365	
51...81	E120...E300	LRE480	14250
62...99	E120...E300	LRE481	
84...135	E120...E300	LRE482	
124...198	E160...E300	LRE483	
146...234	E200...E300	LRE484	
174...279	E250...E300	LRE485	15530
208...333	E300	LRE486	
258...414	E300...E400	LRE487	

Accessories for Relay

Accessory	For Relay	Reference	Unit MRP [₹]
Separate Mounting Block	LRE01...LRE35	LAEB1	750
	LRE322...LRE365	LAEB3	1725

For details on non standard references, technical parameters, accessories, compatibility, stockable and non stockable status please contact Customer Care

✓ NORMAL STOCK ITEMS

W.E.F. January 30th, 2023

EasyPact TVS

Circuit Breaker for Motor Protection - GZ1E - Pushbutton control



- Conformance to IEC60947-1,-2,-4, CE Marking
- Range : 0.1A to 32A
- Breaking Capacity upto 100KA

Motor Protection Circuit Breaker - ETVS

Breaking Capacity at 415 V 50 Hz	Motor Power AC3**		Thermal Protection Adjustment Range (A)	Reference	Unit MRP [₹]
	kW	hP			
GZ1-E Thermal Magnetic - With Pushbutton Control					
100 kA	-	-	0.1 - 0.16	GZ1E01	3915
	0.06	-	0.16 - 0.25	GZ1E02	
	0.09	-	0.25 - 0.40	GZ1E03	
	0.18	-	0.40 - 0.63	GZ1E04	
	0.37	0.5	0.63 - 1.0	GZ1E05	
	0.55	0.75	1.0 - 1.6	GZ1E06	
	0.75	1	1.6 - 2.5	GZ1E07	
	1.1	2	2.5 - 4	GZ1E08	
	2.2	3	4 - 6.3	GZ1E10	
	3	5.5	6 - 10	GZ1E14	
10 kA*	5.5	7.5	9 - 14	GZ1E16	4945
	7.5	10	13 - 18	GZ1E20	5575
	9	12.5	17 - 23	GZ1E21	6060
	11	15	20 - 25	GZ1E22	6390
	15	20	24 - 32	GZ1E32	6710
					11975

Breaking Capacity at 415 V 50 Hz	Motor Power AC3**		Magnetic Protection (A)	Reference	Unit MRP [₹]
	kW	hP			
GZ1-LE Magnetic- With Pushbutton Control					
100 kA	0.09	-	0.4	GZ1LE03	2860
	0.18	-	0.63	GZ1LE04	
	0.37	0.5	1	GZ1LE05	
	0.55	0.75	1.6	GZ1LE06	
	0.75	1	2.5	GZ1LE07	
	1.1	2	4	GZ1LE08	
	2.2	3	6.3	GZ1LE10	
	3	5.5	10	GZ1LE14	
10 kA*	5.5	7.5	14	GZ1LE16	3090
	7.5	10	18	GZ1LE20	
	11	15	25	GZ1LE22	
	15	20	32	GZ1LE32	

* 50kA With current Limiter type GV1L3

Accessories - ETVS Circuit Breaker for Motor Protection

Description	Mounting	Contacts	Reference	Unit MRP [₹]
Auxillary Contact Block	LH side Mounted	1NO+1NC	GZ1AN11	730
		2NO	GZ1AN20	950

For details on non standard references, technical parameters, accessories, compatibility, stockable and non stockable status please contact Customer Care

NORMAL STOCK ITEMS

W.E.F. January 30th, 2023



Green Premium™

An industry leading portfolio of offers delivering sustainable value



More than 75% of our product sales offer superior transparency on the material content, regulatory information and environmental impact of our products:

- RoHS compliance
- REACh substance information
- Industry leading # of PEP's*
- Circularity instructions



Discover what we mean by green
Check your products!

The Green Premium program stands for our commitment to deliver customer valued sustainable performance. It has been upgraded with recognized environmental claims and extended to cover all offers including Products, Services and Solutions.

CO2 and P&L impact through... Resource Performance

Green Premium brings improved resource efficiency throughout an asset's lifecycle. This includes efficient use of energy and natural resources, along with the minimization of CO₂ emissions.

Cost of ownership optimization through... Circular Performance

We're helping our customers optimize the total cost of ownership of their assets. To do this, we provide IoT-enabled solutions, as well as upgrade, repair, retrofit, and remanufacture services.

Peace of mind through... Well-being Performance

Green Premium products are RoHS and REACh compliant. We're going beyond regulatory compliance with step-by-step substitution of certain materials and substances from our products.

Improved sales through... Differentiation

Green Premium delivers strong value propositions through third-party labels and services. By collaborating with third-party organizations we can support our customers in meeting their sustainability goals such as green building certifications.



TeSys

> Control > Protect > Power > Active

Innovative and connected solutions for motor starters

TeSys is an innovative motor control and management solution from the global market leader. TeSys offers connected, efficient products and solutions for switching and protection of motors and electrical loads in compliance with all major global electrical standards

TeSys Function Names

TeSys components are grouped by function name, for easier identification. These functions are related to motor, power, control and protection.

> TeSys Power:

Components for powering motors




> TeSys Control:

Components for controlling motors




> TeSys Protect:

Components for protecting motors



> TeSys Active:

Connected components for motor circuits





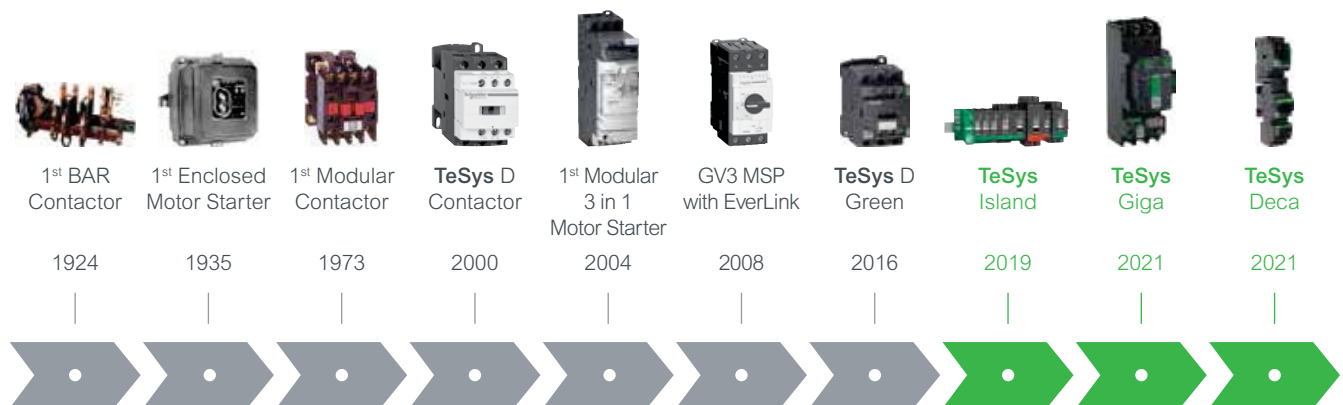
Start smart. Run smart. With TeSys motor controls.

Stay smart with the world's best-selling motor control solutions from the inventor of the world's first contactor - Schneider Electric™.

For almost a century, TeSys motor controls have driven the industry with innovations in motor protection, monitoring, and control.

It started with the introduction of the industry's first BAR contactor in 1924, and today, the legacy of innovation is built into every TeSys motor control device. Best-in-class safety and reliability, plug-and-play architecture, and flexible functionality mean TeSys motor control solutions can meet your requirements across a wide range of applications, from the most common to the most advanced.

Wherever you are and anywhere your projects come together, you can trust Schneider Electric and TeSys contactors, circuit breakers, relays, and switches for unmatched reliability, complete compatibility with international standards, and the robust support of the Schneider Electric global supply network. Start smart, run smart and stay smart with TeSys motor controls.



How do everlinks improve power connection reliability?



For more information on switching and motor management scan!

Superior safety for all industries

TeSys motor controls come with all of the isolation, protection and emergency handling you need to comply with international codes. High-contrast covers identify safety-critical devices to prevent inadvertent manual operation. Every **TeSys** contactor is both mechanically linked and equipped with mirror contacts for safety applications and wherever auxiliary contact state reliability is critical.



HVAC

Ensure 24/7 availability of your HVAC system with reliable products that can reach high ambient temperatures without derating.



Conveying

Decentralize the control cabinet of your conveyor line and benefit from up to 80% space reduction.



Genset

Make certain your generator starts even in the harshest conditions with our robust solutions.



Pumping

Optimize single or multi-drive boosters for industry or infrastructure with energy and cost-effective solutions.



Packaging

Keep pace with the most demanding, high-end packing applications with our solutions



Oil and Gas

Keep your employees and assets safe and improve uptime in onshore and offshore applications: pipeline operations: LNG and natural gas processing: and refining and petrochemical applications.



Water and Wastewater

Optimize the treatment and delivery of safer water by reducing energy usage and lowering operating costs.



Food and Beverage

Serve your customers with environmentally friendly products to improve sustainability, efficiency, and flexibility, allowing you to adapt to changing customer habits.

Online selection tool

EcoStruxure™ Motor Control Configurator

For Direct-On-Line and Star-Delta starters, motor circuit breakers with advanced protection, motor management relays, configurations for total coordination, drives, and soft starters.

No matter what kind of starting method you need, our online **EcoStruxure™ Motor Control Starter Configurator** will help you to quickly and easily select the optimal combination of components to ensure maximized motor safety, protection, and uptime.



Scan or click on the QR code

TeSys Range

TeSys Component Series Names

Series names are now grouped as per the current ratings

- Series names group conventional components (circuit breakers, contactors, relays, overcurrent relays) by current rating ranges.
 - 0 to 16 A > **TeSys K** Series
 - 9 to 150 A > **TeSys 'Deca'** Series
 - 185 to 800 A > **TeSys 'Giga'** Series.
- TeSys advanced components have a specific classification.
 - 0 to 38 A All-in-one starters > **TeSys 'Ultra'** Series
 - 0 to 80 A Motor Control/Protection/Monitoring system > **TeSys 'island'** Series.
- Other TeSys component names remain unchanged (TeSys F, TeSys B, TeSys T).

> TeSys K Series

The essential line for motors up to 7.5kW/16A direct on TeSys K series of Motor Starters



> TeSys Deca Series

The industrial standard for motors up to 75kW/150A direct on TeSys Deca series of Motor Starters



> TeSys Giga Series

For large motors up to 450kW/800A direct on TeSys Giga Series



> TeSys Ultra Series

The most compact totally coordinated solution for Motor Starters. For Direct On Line or Reversing Motor Control and Drive Protection upto 18.5kW/38 A on TeSys Ultra series



> TeSys Island Series

Digitally powered monitoring, control and protection of electrical motors up to 37kW/80 A on TeSys Island Series



TeSys Control

TeSys K

Control Relays - K Model (AC & DC Control)



- Conformance IEC, UL, CSA, CE Marking
- Inbuilt 4 auxiliary contacts
- 10A thermal rating
- Available with AC (50/60Hz Dual frequency), DC & DC low consumption coil options

No of Poles	AC Control Reference	Unit MRP [₹]	DC Control Reference (4)	Unit MRP [₹]	DC low consumption Reference (1) (2) (3)	Unit MRP [₹]
2NO + 2NC	CA2KN22*	1700	CA3KN22**	2345	CA4KN22***	2905
3NO + 1NC	CA2KN31*		CA3KN31**		CA4KN31***	
4NO	CA2KN40*	CA4KN40***				

- (1) Compatible with PLC outputs
 (2) Wide range coil (0.7...1.25Uc), suppressor fitted as standard
 (3) 2 pole auxiliary contact block can be mounted additionally
 (4) Optional in-built surge suppressor available

Power Contactors - K Model (3 Pole AC & DC Control)



- Conformance to IEC, UL, CSA
- Current Rating : 6A to 16A, AC-3 duty
- 1NO or 1NC inbuilt auxiliary contact
- Available in 3P & 4P version
- Available with AC (50/60Hz Dual frequency), DC & DC low consumption⁽⁵⁾ coil options

[Ie] Rated Operational Current (A)	Motor Power (kW)	Auxiliary Contacts	AC Control Reference	Unit MRP [₹]	DC Control Reference ⁽⁵⁾	Unit MRP [₹]
6	3	1NC	LC1K0601*	1430	LP1K0601**	2210
		1NO	LC1K0610*		LP1K0610**	
9	5.5	1NC	LC1K0901*	1495	LP1K0901**	2405
		1NO	LC1K0910*		LP1K0910**	
12	7.5	1NC	LC1K1201*	1690	LP1K1201**	2790
		1NO	LC1K1210*		LP1K1210**	
16	10	1NC	LC1K1601*	1995	-	-
		1NO	LC1K1610*		-	-

- (5) For low consumption offer, please contact regional sales office

Reversing Contactors - K Model



- Conformance to IEC, UL, CSA, CE
- Current Rating : 6A to 16A, AC-3 duty
- 1NO or 1NC inbuilt auxiliary contact
- Available in 3P & 4P version
- Available with AC(50/60Hz Dual frequency), DC & DC low consumption⁽⁶⁾ coil options

[Ie] Rated Operational Current (A)	Motor Power (kW)	Auxiliary Contacts	AC Control Reference	Unit MRP [₹]
6	3	1NC	LC2K0601*	4755
		1NO	LC2K0610*	
9	5.5	1NC	LC2K0901*	5075
		1NO	LC2K0910*	
12	7.5	1NC	LC2K1201*	5230
		1NO	LC2K1210*	
16	10	1NC	LC2K1601*	7030
		1NO	LC2K1610*	

- * Reference to be completed by adding coil voltage code
 (6) For current rating and ref please contact Customer Care

Coil Voltage Code

Type	Voltage	24	48	72	110	220	415
AC*	CA2KN, LC1-K06 to K16, 50/60Hz	B7	-	-	F7	M7	N7
	LC2-K06 to K16, 50/60Hz	-	-	-	F7	M7	N7
DC**	CA3KN, LP1-K06 to K12	BD	-	-	FD	MD	-
	DC low consumption*** CA4KN	BW3	EW3	SW3	-	-	-

- Note:** (1) For Non standard coil voltage (Except 110, 240 V AC and 24 V DC) prices please contact customer care.
 (2) Reference to be completed by adding coil voltage code and recommended to check availability with Customer Care team rating.

For details on non standard references, technical parameters, accessories, compatibility, stockable and non stockable status please contact Customer Care

NORMAL STOCK ITEMS

W.E.F. January 30th, 2023

TeSys Control

TeSys K

Accessories - K Model

Description	Mounting	Contacts	Reference	Unit MRP [₹]
Auxiliary contact block	Front	2NC	LA1KN02	770
		1NO + 1NC	LA1KN11 <input checked="" type="checkbox"/>	705
		2NO	LA1KN20	770
		4NC	LA1KN04	1190
		1NO + 3NC	LA1KN13	
		2NO + 2NC	LA1KN22 <input checked="" type="checkbox"/>	
		3NO + 1NC	LA1KN31	
		4NO	LA1KN40	

Description	Control Voltage	Range	Reference	Unit MRP [₹]
On Delay Electronic Timer	24..48V AC/DC	1..30S	LA2KT2E ⁽¹⁾	3890
	110..240V AC	1..30S	LA2KT2UA ⁽¹⁾	

Description	Coil Voltage	Reference	Unit MRP [₹]
Surge Suppressor - RC Circuit	220..250V AC	LA4KA1U*	1215
Surge Suppressor - Varistor	130..250V AC/DC	LA4KE1UG*	
Surge Suppressor - Varistor	50..129V AC/DC	LA4KE1FC*	

* Lot size 5

(1) Front mounted with common point changeover contact

For details on non standard references, technical parameters, accessories, compatibility, stockable and non stockable status please contact Customer Care

NORMAL STOCK ITEMS

W.E.F. January 30th, 2023

TeSys Control

TeSys Deca

The next-generation TeSys Deca series motor starters offer a reliable and robust solution for a faster machine time-to-market. It has a new modern look & feel and is designed to meet the requirements of Electro domestic applications. Ease of operation and reliability is guaranteed with the new multi-standard screws. Digital customer experience is enhanced with a QR embedded from product to packaging.

TeSys Deca Control Contactors (AC & DC Control)



- Conformance to IEC, UL, CSA
- 5 inbuilt auxiliary contacts, in just 2 variants
- Available with AC (50/60Hz Dual frequency), DC & DC low consumption coil options
- High Operating ambient temperature upto 60 Deg C
- Inbuilt surge suppressor for DC & DC low consumption

No of Poles	AC Control Reference	Unit MRP [₹]	DC Control Reference ⁽²⁾	Unit MRP [₹]	DC low consumption Reference ^{(1) (2) (3)}	Unit MRP [₹]
3NO + 2NC	CAD32*	1810	CAD32**	2590	CAD32***	3240
5NO	CAD50*		CAD50**		CAD50***	

(1) Compatible with PLC outputs

(2) Wide range coil (0.7...1.25Uc), suppressor fitted as standard

(3) 2 pole auxiliary block can be mounted

TeSys Deca Power Contactors (3P AC & DC)



- Conformance to IEC, UL, CSA
- Current Rating : 9A to 150A
- Available with AC (50/60Hz Dual frequency), DC & DC low consumption coil options
- High Operating ambient temperature, no derating upto 60 Deg C
- Inbuilt 1NO + 1NC auxiliary contacts upto 150A
- High electrical and mechanical life
- Fuse-less Type 2 Co-ordination Charts available
- EverLink® terminal for 40, 50, 65 & 80A contactors
- Inbuilt surge suppressor in DC coil for 9-80A

[le] Rated Operational Current AC-1	AC-3 Duty			Auxiliary Contacts	AC Control Reference	Unit MRP [₹]	DC Control Reference ⁽¹⁾	Unit MRP [₹]
	kW	HP	A					
25	4	5.5	9	1NO + 1NC	LC1D09* <input checked="" type="checkbox"/>	1815	LC1D09** <input checked="" type="checkbox"/>	2865
	5.5	7.5	12	1NO + 1NC	LC1D12* <input checked="" type="checkbox"/>	2040	LC1D12** <input checked="" type="checkbox"/>	3225
32	9	12.5	18	1NO + 1NC	LC1D18* <input checked="" type="checkbox"/>	2370	LC1D18** <input checked="" type="checkbox"/>	3970
40	11	15	25	1NO + 1NC	LC1D25* <input checked="" type="checkbox"/>	2930	LC1D25** <input checked="" type="checkbox"/>	5020
50	15	20	32	1NO + 1NC	LC1D32* <input checked="" type="checkbox"/>	5700	LC1D32** <input checked="" type="checkbox"/>	10235
	18.5	25	38	1NO + 1NC	LC1D38* <input checked="" type="checkbox"/>	8220	LC1D38** <input checked="" type="checkbox"/>	12095
60	22	30	40	1NO + 1NC	LC1D40A* <input checked="" type="checkbox"/>	8625	LC1D40A#	14490
80	25	35	50	1NO + 1NC	LC1D50A* <input checked="" type="checkbox"/>	11240	LC1D50A#	18180
80	37	50	65	1NO + 1NC	LC1D65A* <input checked="" type="checkbox"/>	15595	LC1D65A#	20615
80	37	50	80	1NO + 1NC	LC1D80A* <input checked="" type="checkbox"/>	19490	LC1D80A#	25025
125	45	60	80	1NO + 1NC	LC1D80* <input checked="" type="checkbox"/>	23585	LC1D80**	28000
	45	60	95	1NO + 1NC	LC1D95* <input checked="" type="checkbox"/>	25100	LC1D95**	30685
250	59	80	115	1NO + 1NC	LC1D115* <input checked="" type="checkbox"/>	30890	LC1D115**	36265
	80	110	150	1NO + 1NC	LC1D150* <input checked="" type="checkbox"/>	38615	LC1D150**	43520

* Prices indicated above are for standard coil voltage rating, for non-standard coil rating please check the prices with Customer Care

For details on non standard references, technical parameters, accessories, compatibility, stockable and non stockable status please contact Customer Care

NORMAL STOCK ITEMS

W.E.F. January 30th, 2023

TeSys Control

TeSys Deca

TeSys Deca Power Contactors (3 Pole DC Low Consumption)

Now available upto 80A with the TeSys Deca Green Low Consumption offer

[Ie] Rated Operational Current AC-1	kW	Motor Power AC-3 HP	A	Auxiliary Contacts	Reference	Unit MRP [₹]
25	4	5.5	9	1NO + 1NC	LC1D09**** <input checked="" type="checkbox"/>	3145
	5.5	7.5	12	1NO + 1NC	LC1D12**** <input checked="" type="checkbox"/>	3520
32	9	12.5	18	1NO + 1NC	LC1D18**** <input checked="" type="checkbox"/>	5380
40	11	15	25	1NO + 1NC	LC1D25**** <input checked="" type="checkbox"/>	6555
50	15	20	32	1NO + 1NC	LC1D32**** <input checked="" type="checkbox"/>	11210

[Ie] Rated Operational Current AC-1	kW	Motor Power AC-3 HP	A	Auxiliary Contacts	Reference	Unit MRP [₹]
60	22	30	40	1NO + 1NC	LC1D40A#	14490
80	25	35	50	1NO + 1NC	LC1D50A#	18180
80	37	50	65	1NO + 1NC	LC1D65A#	20615
80	37	50	80	1NO + 1NC	LC1D80A#	25025

* Reference to be completed by adding coil voltage code and recommended to check availability with Customer Care team

TeSys Deca Power Contactors (4 Pole AC & DC Control)



- Conformance to IEC, UL, CSA
- Current Rating : 20A to 250A, AC-1 Rating
- Available with AC (50/60Hz Dual frequency), DC & DC low consumption (1) coil options
- High Operating ambient temperature, no derating upto 60 deg C

[Ie] Rated Operational Current AC-1	Poles Composition	AC Control Reference	Unit MRP [₹]	DC Control Reference	Unit MRP [₹]
20	4NO	-	-	LC1DT20**	3450
	2NO + 2NC	-	-	LC1D098**	3755
25	4NO	-	-	LC1DT25**	4140
	2NO + 2NC	-	-	LC1D128**	5405
32	4NO	-	-	LC1DT32**	4550
	2NO + 2NC	-	-	LC1D188**	6155
40	4NO	-	-	LC1DT40**	7135
	2NO + 2NC	-	-	LC1D258**	9405
60	4NO	-	-	LC1DT60A#	14280
	2NO + 2NC	-	-	LP1D40008**	18765

[Ie] Rated Operational Current AC-1	Poles Composition	AC Control Reference	Unit MRP [₹]	DC Control Reference	Unit MRP [₹]
80	4NO	-	-	LC1DT80A#	21300
	2NO + 2NC	-	-	LP1D65008**	25225
125	4NO	-	-	LP1D80004**	27325
	2NO + 2NC	-	-	LP1D80008**	31530
250	4NO	LC1D1150046*	34440	LC1D1150046**	38260

* Prices indicated above are for standard coil voltage rating, for non-standard coil rating please check the prices with Customer Care

Coil Voltage Code

Type	Voltage	24	48	72	110	220	415
AC*	CAD, LC1D09-D150 50/60 Hz	B7	-	-	F7	M7	N7
	LC1D1150046 50/60 Hz	-	-	-	F7	M7	N7
DC**	CAD, LC1D09-D38, LC1D80-D150	BD	-	-	FD	MD	-
	LC1DT20-DT40, LC1D098-D258, LP1D40-D80, LC1D115	BD	-	-	FD	MD	-
DC Low Consumption***	CAD	BL	-	-	FL	ML	-
	LC1D09-D32	BL	EL	SL	-	-	-

Type	Voltage	24V DC Low consumption	24-60V AC/DC	48-130V AC/DC	100-250V AC/DC
TeSys Deca Green#	LC1D40A-80A, LC1DT60A-DT80A	BBE	BNE	EHE	KUE

Note: Please contact Customer Care for 4 Pole AC coil contactor details

For Non standard coil voltage prices please contact customer care

(1) For current rating and ref please contact Customer Care

(2) Reference to be completed by adding coil voltage code and recommended to check availability with Customer Care team

For details on non standard references, technical parameters, accessories, compatibility, stockable and non stockable status please contact Customer Care

NORMAL STOCK ITEMS

W.E.F. January 30th, 2023



TeSys Deca Green

The Revolutionary Electronic Coil Contactor



Complete range in 3 frame sizes:

09-12-18A

25-32-38A

40-50-65-80A

 -80%

Up to 80% less energy consumption than a traditional electromechanical motor starter

10X Reduction
in references

Only 3 references to cover the complete voltage range for AC and DC

 -35%

Highest currents in smallest size, e.g.

PLC Compatible

Direct connection to a PLC without the need for an interposing relay

SEMIF47

High uptime thanks to wide band coil with high resistance to voltage surges/SEMIF47 conform



Scan to see TeSys Deca Green under voltage performance.

TeSys Control

TeSys Deca

TeSys Deca Green Contactor (3 Pole AC/DC Universal Coil)



- Current Rating: 9-65A
- Universal AC/DC coil from 24 - 250V
- Special low consumption offer from 40-80A
- Fuseless Type 2 Co-ordination charts available

The Revolutionary Electronic Coil Contactor

[Ie] Rated Operational Current AC-1	AC-3 Duty (Long Life)			Auxiliary Contacts	Reference	Unit MRP [₹]
	kW	HP	A			
25	4	5.5	9	1NO + 1NC	LC1D09*	3735
	5.5	7.5	12	1NO + 1NC	LC1D12*	3870
32	9	12.5	18	1NO + 1NC	LC1D18*	5110
40	11	15	25	1NO + 1NC	LC1D25*	6100
50	15	20	32	1NO + 1NC	LC1D32*	12395
	18.5	25	38	1NO + 1NC	LC1D38*	13375
60	22	30	40	1NO + 1NC	LC1D40A*	14490
80	25	35	50	1NO + 1NC	LC1D50A*	18180
80	37	50	65	1NO + 1NC	LC1D65A*	20615

TeSys Deca Green Power Contactors (4 Pole AC & DC Control)

[Ie] Rated Operational Current AC-1	Poles Composition	Auxiliary Contacts	DC Control Reference	Unit MRP [₹]
60	4NO	1NO + 1NC	LC1DT60A*	14280
80	4NO	1NO + 1NC	LC1DT80A*	21300

Coil Voltage Code

Type	Voltage	24-60V AC/DC	48-130V AC/DC	100-250V AC/DC
AC/DC*	LC1D09 - D38, LC1D40A - 80A, LC1DT60A - 80A	BNE	EHE	KUE
24V DC Low Consumption*	LC1D40A - 80A, LC1DT60A - 80A	BBE (24V DC only)	-	-

* Reference to be completed by adding coil voltage code and recommended to check availability with Customer Care team



Check the features of
the TeSys Deca Green

For details on non standard references, technical parameters, accessories, compatibility, stockable and non stockable status please contact Customer Care

NORMAL STOCK ITEMS

W.E.F. January 30th, 2023

TeSys Control

TeSys Deca

Description	For use with	Reference	Unit MRP [₹]
Power connection accessories			
Terminal block	For supply to one or more GV2 G busbar sets	GV1G09	2235
Set of 63A busbars for parallelling of contactors	2 contactors LC1D09...D18 or D25...D38	GV2G245	2165
	4 contactors LC1D09...D18 or D25...D38	GV2G445	3405
Set of 115A busbars for parallelling of contactors	2 contactors LC1D40A...D80A	GV3G264	3890
	3 contactors LC1D40A...D80A	GV3G364 ⁽¹⁾	2080
Set of S-shape busbars	For circuit breakers GV3P** & GV3L** and contactors LC1 D40A...D65A	GV3S	1555

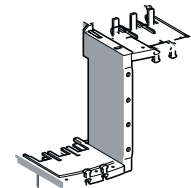
**Not applicable for GV3P/GV3L 73A and 80A



GV2G245



GV1G09



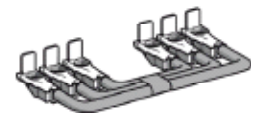
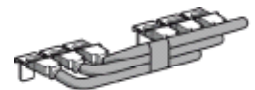
GV3S

Description	For use with	Reference	Unit MRP [₹]
Mechanical interlock	LC1D09 to D38(1)	LAD9V2	795
	LC1D40A to D65A(1)	LAD4CM	1620
	LC1D80 and D95 (for AC control voltage)	LA9D4002	3545
	LC1D80 and D95 (for DC control voltage)(2)	LA9D8002	5280
	LC1D115 and D150(2)	LA9D11502	5355

(1) With this set of busbars, any one contactor can be supplied directly by its EverLink® double cage power terminal block. The other two contactors are supplied by the busbar set. The 115A limitation is therefore applied to these two contactors.

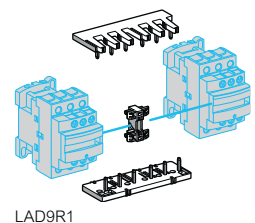
(2) With electrical interlock

Description	For use with	Reference	Unit MRP [₹]
Power Connection for Reversing			
Kit Comprising :		LAD9V5	660
1. A set of parallel bars	LC1D09 to D38	LAD9V6	825
2. A set of reverser bars.	LC1D40A to D80A	LA9D65A69	3445
	LC1D80 and D95 (for AC control voltage)	LA9D8069	7370
	LC1D80 and D95 (for DC control voltage)	LA9D8069	7370
	LC1D115 and D150	LA9D11569	12260

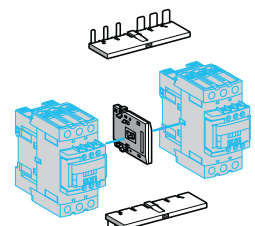


LA9 D8069

Description	For use with	Reference	Unit MRP [₹]
Reversing Kit			
Kit Comprising :		LAD9R1V	1655
1. A mechanical interlock LAD 9V2 with electrical interlocking LAD 9V1	LC1D09 to D38	LAD9R1V	1655
2. A set of power connections LAD 9V5 (parallel) and LAD 9V6 (reversing).			
Kit Comprising :		LAD9R1	1640
1. A mechanical interlock LAD 9V2 without electrical interlocking	LC1D09 to D38	LAD9R1	1640
2. A set of power connections LAD 9V5 (parallel) and LAD 9V6 (reversing).			
Kit Comprising :		LAD9R3	3930
1. A mechanical interlock LAD 4CM	LC1D40A to D80A	LAD9R3	3930
2. A set of power connections LA9 D65A69.			



LAD9R1



LAD9R3

Description	For use with	Reference	Unit MRP [₹]
Star Delta Kit			
Time delay contact block LAD S2 (LC1D09...D80),	LC1D09 and D12	LAD91217	6215
Power circuit connections (LC1D09...D80),	LC1D18 to D32	LAD93217	7995
Hardware required for fixing the contactors onto the mounting plate (LC1D80)	LC1D40A and D50A	LAD9SD3	16155
	LC1D80	LA9D8017	17940



LAD91217



LAD9SD3



LA9D8017

For details on non standard references, technical parameters, accessories, compatibility, stockable and non stockable status please contact Customer Care

✓ NORMAL STOCK ITEMS

W.E.F. January 30th, 2023

TeSys Control

TeSys Deca

Description	Time Delay Range	Timer Type	Reference	Unit MRP [₹]
On delay timer ^{(1) (2)}	15...30 s	on delay	LA4DT2U	5965
On delay timer ^{(1) (2)}	0.1...2 s	on delay	LA4DT0U	
On delay timer ^{(1) (2)}	25...500 s	on delay	LA4DT4U	6685
Relay interface module - 24V DC ^{(1) (2)}	-	-	LA4DFB	5495

(1) For LC1 D09...38A (3P, AC coils only) add mounting adaptor LAD4BB and for LC1 D40A...65A (3P, AC coils only), add mounting adaptor LAD4BB3.

(2) For LC1D80...150 (3P), direct mounting, for 100-250V AC Coils only.

Description	For use with	Reference	Unit MRP [₹]
TeSys Deca Model Mechanical Latch Blocks			
Front, Clip-on	LC1D09...D38 (a or c) LC1DT20...DT40 (a or c) LC1D40A...D65A (3P a or c) LC1DT60A and DT80A (4P a or c)	LAD6K10*	7170
	LC1D80...D150 (3P a) LC1D80 and D115 (3 P c) LC1D80 (4 P a) LC1D80 and D115 (4 P a) LP1D80 and LC1D115 (4 P c)	LA6DK20*	7485

* Reference to be completed by adding coil voltage code and recommended to check availability with Customer Care team

Coil Voltage Code

VOLTAGE (AC/DC)	24	42/48	110/127	220/240	380/415
Code	B	E	F	M	Q

Spare Coils TeSys Deca Model

Product Compatibility	Reference
AC Coils	
CAD, LC1-D09...D38, DT20..40	LXD1*
LC1D40A, D50A, D65A & LC1DT60A, DT80A	LXD3*
D80 & D95 (3P & 4P)	LX1D6*
LC1-D115, D150	LX1D8*
DC Coils	
LC1-D80-D95	LX4D7**
LC1-D115, D150	LX4D8**

* Reference to be completed by adding coil voltage code and recommended to check availability with Customer Care team

Coil Voltage Code

Type	Voltage (V)	24	110	220	415
AC*	CAD, LC1-D09...D38, DT20..40, LC1 - D150, LC1D40A, D50A, D65A & LC1DT60A, DT80A, LC1D150 LC1D80, D95, D115	B7	F7	M7	N7

For details on non standard references, technical parameters, accessories, compatibility, stockable and non stockable status please contact Customer Care

NORMAL STOCK ITEMS

W.E.F. January 30th, 2023

TeSys Control

TeSys Deca

Accessories

Description	For use With	Contacts	Reference	Unit MRP [₹]	
Add On Blocks					
Additional instantaneous auxiliary contact blocks	LC1D09 ...LC1D150 & LC1F*	Front Mounted	1NO + 1NC	LADN11	535
			2NO	LADN20 ✓	
			2NC	LADN02	845
			2NO + 2NC	LADN22 ✓	965
			4NC	LADN04	1400
			4NO	LADN40 ✓	965
	1NO + 3NC	LADN13			
	LC1D80..LC1D95 & LC1F	Front Mounted	1NO	LADN10	470
			1NC	LADN01	

Description		Contacts	Reference	Unit MRP [₹]
Add On Blocks				
Additional instantaneous auxiliary contact blocks	Side Mounted ⁽¹⁾	1NO + 1NC	LAD8N11	2020
		2NO	LAD8N20	
Pneumatic timer blocks front mounted	ON delay	1NO + 1NC 0.1..3s	LADT0	3845
		1NO + 1NC 0.1..30s	LADT2	
		1NO + 1NC 10..180s	LADT4	4105
	1NO + 1NC 1..30s (2)	LADS2 ✓		
	1NO + 1NC 0.1 ..3s	LADR0	3845	
	OFF delay	1NO + 1NC 0.1 ..30s		LADR2 ✓
1NO + 1NC 10..180s		LADR4		

(1) Suitable for mounting on TeSys Deca range AC Coil Contactors and Control Relays only

(2) With Switching time of 40 ms between opening of the NC contact and closing of the NO contact recommended for Star - Delta Starters

Accessories compatibility

Contactors		Instantaneous Auxiliary Contacts					Time delay Front Mounted	
Type	Number of Poles and Size	Side mounted	Front mounted					
			1 contact	2 contact	4 contacts			
AC & AC/DC	3P	LC1D09...D38	1 on LH side	and	-	1	or 1	or 1
		LC1D40A...D80A	1 on LH or 1 on RH side	and	-	1	or 1	or 1
		LC1D80 and D95A (50/60 Hz)	1 on each side	or	2	and 1	or 1	or 1
		LC1D80 and D95A (50 or 60 Hz)	1 on each side	and	2	and 2	or 1	or 1
		LC1D115 and D150	1 on LH side	and	-	1	or 1	or 1
	4P	LC1DT20...DT40	1 on LH side	and	-	1	or 1	or 1
		LC1DT60A and DT80A	1 on LH or 1 on RH side	and	-	1	or 1	or 1
		LC1D40008, D65008 and D80	1 on each side	or	1	or 1	or 1	or 1
		LC1D115	1 on each side	and	1	or 1	or 1	or 1
		LC1D09...D38	-	-	-	1	or 1	or 1
DC	3P	LC1D40A...D80A	-	-	1	or 1	or 1	
		LC1D80 and D95	-	-	1	or 1	or 1	
		LC1D115 and D150	1 on LH side	and	-	1	or 1	or 1
	4P	LC1DT20...DT40	-	-	-	1	or 1	or 1
		LC1DT60A and DT80A	-	-	-	1	or 1	or 1
		LC1D40008, D65008 and D80	-	-	2	and 1	or 1	or 1
		LC1D115	1 on each side	-	-	and 1	or 1	or 1
LC ⁽³⁾	3P	LC1D09...D38	-	-	1	-	-	
	3P	LC1DT20...DT40	-	-	1	-	-	

(3) LC : Low consumption

For details on non standard references, technical parameters, accessories, compatibility, stockable and non stockable status please contact Customer Care

✓ NORMAL STOCK ITEMS

W.E.F. January 30th, 2023

TeSys Control

TeSys Deca

Accessories

Description	For use with	Reference	Unit MRP [₹]
For Contactor D115/150			
Contacts set - 3P	LC1D115	LA5D1158031	23480
Contacts set - 3P	LC1D150	LA5D150803	24340
Contacts set - 4P	LC1D1150046	LA5D115804	32365

Product Compatibility	Fixing	Control Circuit Voltage	Suppressor Type	Reference	Unit MRP [₹]
Coil Suppressor Modules					
LC1D12...D25 (4P)	Screw	110...240V AC	RC Circuit AC	LA4DA1U	1840
LC1D12...D25 (4P)		12...250V DC	Diode DC	LA4DC1U	2060
LC1D09...D38, LC2D09...D38, LC1DT20...DT40, LC2DT20...DT40 (3P)		24...48V AC	Varistor AC/DC	LAD4VE	1785
		24...48V AC 400Hz	RC Circuit AC	LAD4RCE	1615
		50...127V AC 200Hz	RC Circuit AC	LAD4RCG	1615
CAD		110...240V AC 100Hz	RC Circuit AC	LAD4RCU <input checked="" type="checkbox"/>	1785
		110...250V AC	Varistor AC/DC	LAD4VU	1785
LC1D80, LC1D95, LC2D80, LC2D95 (3P) LC2D80 (4P), LC1D40008, LC1D65008		24...250V DC	Diode DC	LA4DC3U	1840
		110...250V AC	Varistor AC/DC	LA4DE2U	1760
		24...48V AC 400Hz	RC Circuit AC	LA4DA2E	2775
		50...127V AC 200Hz	RC Circuit AC	LA4DA2G	2775
		110...240V AC 100Hz	RC Circuit AC	LA4DA2U	1840
		380...415V AC 150Hz	RC Circuit AC	LA4DA2N	2775
		24...48V DC	Varistor AC/DC	LA4DE3E	1840

For details on non standard references, technical parameters, accessories, compatibility, stockable and non stockable status please contact Customer Care

NORMAL STOCK ITEMS

W.E.F. January 30th, 2023

TeSys Control

TeSys Deca

Modular marking system simplifies identification of standard contactors in the control panel to enhance visibility of the safety chain

Simple, customisable modular marking system

Standard TeSys Deca contactors

Easy-to-attach covers:



Auxiliary blocks with safety chain identification also available for more contact points:

Standard TeSys Ultra motor starters

Translucent labels to identify safety-chain devices:



Flexibility to customise contactors included in the safety chain during panel building



Simpler and faster maintenance with 100% visibility



Safety covers and auxiliary blocks prevent screwdriver contact with poles

Complete safety-chain identification system

TeSys Deca range

Retrofit contactor safety covers



LAD9ET1S
9A upto 65A



LAD9ET3S
80A to 95A



LAD9ET4S
110A to 150A



LADN22S
2NO + 2NC

TeSys Ultra range

Retrofit identification label



LU9ET1S

Also available for CAD32/CAD50

Built in Safety

TeSys Ultra motor starters are certified according to IEC 60947-4-1 for safety applications thanks to integrated mirror contact

Description	For use with	Reference	Unit MRP [₹]
Red Cover (For safety chain indication)	LC1D09...D65A and DT20 .. DT80A	LAD9ET1S	765
Auxiliary Contact block with red front face- for safety chain indication	2NO + 2NC	LADN22S	1090

For details on non standard references, technical parameters, accessories, compatibility, stockable and non stockable status please contact Customer Care

NORMAL STOCK ITEMS

W.E.F. January 30th, 2023



New TeSys Giga Contactors and Relays Futuristic ready...

- **New generation** of high power contactors..115-800 A (AC-3)
- Advanced contact wear diagnostic for **predictive maintenance**
- **Modular design** for easy maintenance and short down times
- **Compact** design for less installation space consumption
- Less product references for **easier selection** and **reduced inventory**
- Right choice for a wide range of **demanding applications!!**



se.com/in/TeSys

TeSys Control

TeSys Giga

A comprehensive range of TeSys Giga Contactors that are available in 'Advanced' and 'Standard' versions, in 3 sizes, covering several ratings.
A common range of auxiliary contacts and accessories, enabling high flexibility and simplicity.

> TeSys Giga Contactors - Standard version



Power & control

- 3 or 4 power poles
- 115 to 800A⁽¹⁾ (AC-3)
- 200 to 1050A⁽¹⁾ (AC-1)
- Embedded 1 NO + 1 NC auxiliary contacts
- Push-in type terminals for coils & control

Remote control

- 48-130V, 100-250V AC/DC coils
- Wide voltage range coils (direct coil control)
- Embedded surge-suppressor

Diagnostic

- Embedded wear diagnostic
- Embedded control voltages diagnostic
- Self diagnosis function
- Local alarm signaling (LED)

Mounting

- 'Cabling memory' adapter enables maintenance without removing power cables and busbar connections. (Provided as an accessory in standard version)

> TeSys Giga Contactors - Advanced version



Power & control

- 3 or 4 power poles
- 115 to 800A⁽¹⁾ (AC-3)
- 200 to 1050A⁽¹⁾ (AC-1)
- Embedded 1 NO + 1 NC auxiliary contacts
- Push-in type terminals for coils & control

Remote control

- 24-48V, 48-130V, 200-500V AC/DC coils
- Low consumption coils
- Wide voltage range coils (direct coil control)
- Digital control input (PLC output digital coil control)
- Embedded surge suppressor

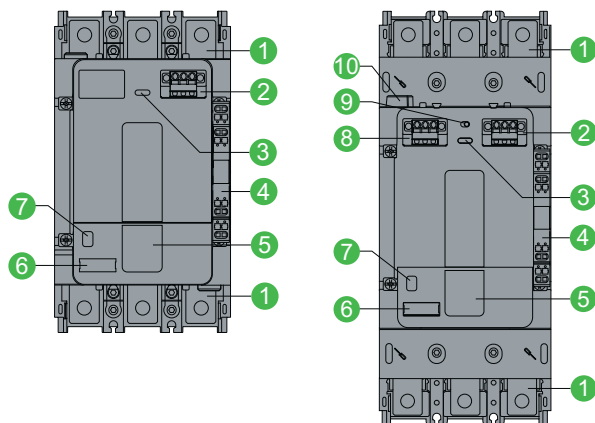
Diagnostic

- Embedded wear diagnostic
- Embedded control voltages diagnostic
- Self diagnosis function
- Local alarm signaling (LED)
- Remote wear diagnostic signaling kit (accessory)

Mounting

- 'Cabling memory' adapter enables maintenance without removing power cables and busbar connections. (Provided as default in advanced version)

(1) 630A and 800A (AC-3) and 1050A (AC-1) contactors shall be launched in Q2 2022.



Standard (*N) version

Advanced (*A) version

- 1 Power connection (cable memory kit provided with Advanced version contactor)
- 2 A1-A2 coil terminal
- 3 Contact wear diagnosis LED
- 4 1 NO + 1 NC auxiliary contact
- 5 QR code
- 6 Label holder
- 7 Status indicator
- 8 PLC control terminal
- 9 PLC control ON/OFF switch
- 10 Connector for Remote Wear Diagnostic (RWD) module

*Product references finishing by A or N.

TeSys Control

TeSys Giga

TeSys Giga Power Contactors (3 Pole AC and DC)



Future ready:

Continuous local and remote monitoring of contact wear optimizes the predictive maintenance by allowing you to replace contacts only when necessary, facilitated by diagnostic visual indicator.

- Current Rating: 115-800⁽¹⁾ A AC3 rating; and AC1 upto 1050⁽¹⁾ A
- Universal AC/DC electronic wideband coil
- Fuseless Type 2 Co-ordination charts as per IEC60947-4-1 available
- Conformity to International Standards – IEC, UL, CSA, CE

[le] Rated Operational Current AC-1	Motor Power (Long Life) AC-3			Standard version Reference	Unit MRP [₹]	Advanced version Reference	Unit MRP [₹]
	kW	HP	A				
250	59	80	115	LC1G115***N	29540	LC1G115***A	On Request
275	80	110	150	LC1G150***N	37665	LC1G150***A	
305	100	135	185	LC1G185***N	46680	LC1G185***A	
330	110	150	225	LC1G225***N	50230	LC1G225***A	
385	140	190	265	LC1G265***N	61740	LC1G265***A	
440	180	245	330	LC1G330***N	74660	LC1G330***A	
550	220	300	400	LC1G400***N	90235	LC1G400***A	
700	280	380	500	LC1G500***N	125180	LC1G500***A	

TeSys Giga Power Contactors (4 Pole AC and DC)

[le] Rated Operational Current AC-1	Power Pole Composition	Standard version Reference	Unit MRP [₹]	Advanced version Reference	Unit MRP [₹]
275	4 NO	LC1G1504***N	55765	LC1G1504***A	
305	4 NO	LC1G1854***N	69680	LC1G1854***A	
330	4 NO	LC1G2254***N	81850	LC1G2254***A	
385	4 NO	LC1G2654***N	91515	LC1G2654***A	
440	4 NO	LC1G3304***N	106500	LC1G3304***A	
550	4 NO	LC1G4004***N	132360	LC1G4004***A	
700	4 NO	LC1G5004***N	195050	LC1G5004***A	

Standard Coil Reference(***N)	Voltages (AC/DC)
EHEN	48-130
KUEN	100-250
Standard Coil Reference(***A)	Voltages (AC/DC)
LSEA ⁽¹⁾	200-500
BEEA ^{(1) (2)}	24-48

1: Advanced version (Price on request)

2: Available upto 500 A

Contactors prices are for the standard version (100-250 V AC/DC) and inclusive of coil.

Reference to be completed by adding coil voltage code and recommended to check availability with Customer Care team.

Accessories - TeSys Giga

Add On Blocks	Push In Type Terminal	Position	Contacts	Reference	Unit MRP [₹]
Auxiliary contact module	1st left or 1st right	Side Mounted ⁽¹⁾	1 NO+1NC	LAG8N113P	1325
		Side Mounted	2 NO	LAG8N203P	1720
	2nd left or right	Side Mounted	1 NO+1NC	LAG8N113	1325
		Side Mounted	2 NO	LAG8N203	1720

(1) Always supplied with TeSys Giga LC1G contactors, fitted to the right side lateral face.

Mechanical interlock between contactors ⁽¹⁾	Reference	Unit MRP [₹]
For Use With Contactor		
Between Identical contactor frames	LA9G970	2420
Between LC1G(265-500) and LC1G(185-225)	LA9G971	
LC1G630 to LC1G800 and LC1G265 to LC1G500	LA9G972	

(1) Maximum 3 auxiliary contacts can be installed between 2 contactors with mechanical interlock kit.

* to be launched in Q2 2022



EcoStruxure™ Motor Control Configuration



Product Selector for TeSys Giga



EcoStruxure™ Motor Management Design

For details on non standard references, technical parameters, accessories, compatibility, stockable and non stockable status please contact Customer Care

NORMAL STOCK ITEMS

W.E.F. January 30th, 2023

TeSys H - Ultra Compact Hybrid Motor Starters

The most compact 3 KW / 400 V starter in the world



Up to 75 % of space reduction

- Ultra-compact 22.5 mm starter
- Reversing starter in the same width
- Maximum space savings for group starter architecture

Long electrical durability

- Suitable for high demanding application
- 30 000 000 of AC53a electrical cycles

> With printed QR code, referring directly to the product data sheet.

Easy Design

- Wide range setting motor protection
- Automatic, manual or remote reset after thermal trip
- Wide range of control voltage

Easy to integrate

- Direct mounting installation on DIN rail
- Control terminals on the upper side
- Power terminal on the lower side

It is recommended to check with Customer care team for selection, recommendation, and availability of stockable and non stockable references









☑ NORMAL STOCK ITEMS

W.E.F. January 30th, 2023

TeSys Protection Range

TeSys has the most rugged and reliable solution to manage motors

Please find a quick range overview below

	TeSys Power		TeSys Protect				TeSys Active		
Feature	Motor Protection Circuit Breakers		Overload Relays		Multi function Relays		TeSys Ultra	TeSys T	TeSys Island
TeSys Range of Products	GV2P, GV4P GV3P, GV2ME	GV4PEM	LR2K, LRD, LR9D, LR9F	LR9G	EOCR				
									
Short circuit									
Causes of overheating									
Slight overload									
Locked rotor									
Ventilation fault With probes							With Probes	With Probes	
Abnormal temperature rise								With Probes	
Shaft bearing seizure									
Insulation fault					With CBCT				
Long starting time Adjustable Adjustable		Adjustable			Adjustable	Adjustable	Adjustable	Adjustable	
Heavy duty			LR9D only						
Voltage variation (Derived)									
Causes of phase variation									
Phase reversal									
Phase losses									
Phase imbalance									
Earth fault	GV4P only								
Historic fault, Pre-Alarming				Possible Pre alarm					

Protection Relays for Motor Safety

Providing Motor Safety
tailored to your needs



TeSys Protect

TeSys K, TeSys Deca, TeSys F, TeSys Giga

Thermal Overload Relays - TeSys K Series (Direct Mounting)



- Conformance to IEC, UL, CSA, CE
- Range : 0.1A to 16A
- Direct & Independent mounting
- Trip class 10A

Thermal Protection Adjustment	For Use With	For Use With	Unit MRP [₹]	
0.11...0.16	LC1K, LP1K, LP4K, LP2K, LC2K	LR2K0301	2455	
0.16...0.23		LR2K0302		
0.23...0.36		LR2K0303		
0.36...0.54		LR2K0304		
0.54...0.8		LR2K0305		
0.8...1.2		LR2K0306		
1.2...1.8		LR2K0307		
1.8...2.6		LR2K0308		
2.6...3.7		LR2K0310		
3.7...5.5		LR2K0312		
5.5...8		LR2K0314		
8...11.5		LR2K0316		
10...14		LR2K0321		2535
12...16		LR2K0322		

*Note: Terminal Block for Clip-on Mounting LA7K0064

Thermal Overload Relays - TeSys Deca Series



- Conformance to IEC, UL, CSA
- Range : 0.1A to 104A
- Higher operating temperature
- Tripping class 10A & 20 available
- Direct mounting on contactor is possible upto 95A

Thermal Protection Adjustment Range	For Use With	Reference*	Unit MRP [₹]	
LRD Model (Direct Mounting)				
0.1...0.16	GV2L03, LE03, LC1D09...LC1D38	LRD01	2470	
0.16...0.25		LRD02		
0.25...0.4		LRD03		
0.4...0.63		LRD04		
0.63...1		LRD05 ✓		
1...1.6		LRD06 ✓		
1.6...2.5		LRD07 ✓		
2.5...4		LRD08 ✓		
4...6		LRD10 ✓		
5.5...8		LRD12 ✓		
7...10		LRD14 ✓		
9...13		LRD16 ✓		
12...18		LRD21 ✓		2770
16...24		GV2L22, LC1D25...D38		LRD22 ✓
23...32	LC1D25...LC1D38, LC1D32	LRD32 ✓	4590	
30...38	LC1D32, LC1D38	LRD35		
23...32	LC1D40A...D65a	LRD332	5080	
30...40	LC1D80...LC1D95	LRD3353		
30...40	LC1D40A...D65a	LRD340		
30...40	LC1D80...LC1D95	LRD3355		
37...50	LC1D40A...D65a	LRD350 ✓	6965	
	LC1D80...LC1D95	LRD3357	8330	
48...65	LC1D40A...D65a	LRD365	8940	
62...80	LC1D80A	LRD380	9325	
48...65	LC1D80...LC1D95	LRD3359	8940	
63...80	LC1D80...LC1D95	LRD3363	9700	
80...104	LC1D80, LC1D95	LRD3365	11975	

Electronic Overload Relay - TeSys Deca Series



- Conformance to IEC, UL, CSA
- Range : 0.1A to 32A
- 5:1 Adjustment range
- High Operating Temperature
- Field selectable tripping class : 5,10, 20 & 30
- Type 1 & Type 2 Co-ordination chart available

Current Range	For Use With	Reference*	Unit MRP [₹]
0.1...0.5	LC1D09 - 38A Direct Mounting	LR9D01	11215
0.4...2.0		LR9D02	11515
1.6...8.0		LR9D08	
6.4...32		LR9D32	12880

*Note: For LR9D01 to LR9D32 - Terminal Block for Clip on Mounting LAD7B205.

Electronic Overload Relay - TeSys Giga Series



- Wide range of protection with only 4 references (28A to 630A)
- Switchable protection against ground fault and phase imbalance
- ON status and overload alarm signaling by LED
- Direct mounting of relay with contactors saving in panel space and installation time
- Selectable Trip class from 5E to class 30E to suit different application needs

Thermal Protection Adjustment Range	Reference	Unit MRP [₹]
28...115 A	LR9G115	19080
57...225 A	LR9G225	22260
125...500 A	LR9G500	26180
160...630 A	LR9G630*	on request

*Note:

- For LRD01...LRD35 - Terminal Block for clip-on Mounting LAD7B106
- For LRD33** - Terminal Block for clip-on Mounting LA7D3064 ✓
- For LRD332, LRD340, LRD350 & LRD365 - Connection block for separate mounting LAD96560
- The LRD relays can be used for AC or DC current up to 104A
- For long starting, Class 20 relays are available on request.
- Device for remote tripping and electrical reset is available on request.

For details on non standard references, technical parameters, accessories, compatibility, stockable and non stockable status please contact Customer Care

✓ NORMAL STOCK ITEMS

W.E.F. January 30th, 2023

Advanced Motor Protection

High performance protection
for your application



EOLR Electronic Overload Relay

- Precise Overload Protection
- Wide operating Range 5:1
- Higher Operating Temperature
- Selectable Trip Class



EOCR Electronic Over Current Relay

- Compact and Robust
- Advanced current protections
- Suitable for 1-phase and 3-phase applications
- Suitable for motors upto 400A
- Pass-through CT for electrical isolation

TeSys Protect

EOLR, EOCR

EOLR

Electronic Overload Relay

- Conformance to IEC, UL, CSA
- Range : 0.1A to 630A
- High Operating Temperature
- Field selectable tripping class : 5,10, 20 & 30
- Type 1 & Type 2 Co-ordination chart available

Current Range	For Use With	Reference*	Unit MRP [₹]
LR9-D Electronic Protection Relays			
0.1...0.5		LR9D01	11215
0.4...2.0	LC1D09 - 38A Direct Mounting	LR9D02	11515
1.6...8.0		LR9D08	
6.4...32		LR9D32	12880
LR9-G Electronic Protection Relays			
28...115		LR9G115	19080
57...225	LC1G115 - 630A Direct Mounting	LR9G225	22260
125...500		LR9G500	26180
160...630		LR9G630	On Request

Note: For LR9D01 to LR9D32 - Terminal Block for Clip on Mounting LAD7B205.

Analog EOCR

- Compact
- Protection against over current/phase loss/locked rotor (phase loss/locked rotor operates by over current)
- Manual (instant)/electrical reset
- NVR (No Volt Release) function / Fail Safe
- Suitable for single-phase / 3-phase motors
- LED (operation display and active current display)

EOCR SS

- Without Display



EOCR SS			
Current Range	Control Voltage	Reference	Unit MRP [₹]
0.5-6	24-240V AC/DC	EOCRSS-05S	6470
3-30	24-240V AC/DC	EOCRSS-30S	
5-60	24-240V AC/DC	EOCRSS-60S	

Note: 2 SPST output contacts

To order an EOCR-SS:

E 0 C R S S - 0 5 S

1 2

1	Current Setting Range	5	0.5-6A	For 60A or higher, combine 05 Type and an external CT (secondary 5A) for use
		30	3.0-30A	
		60	5.0-60A	
2	Operating Power Supply	S	24-240V AC/DC	
		W	380-440V AC	

Note: For a CT combination type, please write an accessory code from the CT Order Codes separately.

Protection Relay Selection Table

Features/product	EOLR		EOCR	
	LR9D/LR9G	SS/SSD	3DM2/FDM2	3MZ2/FMZ2/3BZ2/FBZ2
Precise Overload Protection (Inverse Time)				
Over Current Protection (Definite Time)				
Selectable Trip Clas 5-30				
Current Unbalance Protection	LR9G Only			
Locked Rotor, Phase Loss		*		
Under current Protection				
Ground Current Protection	LR9G Only			
Current Measurement	3CT	2CT	3CT	3CT
Current Display		#		
Direct Mounting on Contactor	\$			
Fault History				
Configurable protection functions				

* - over current based protection

- with SSD

\$ - upto 38 Amps

Possible solution

Ideal solution

EOCR SSD

- With Display (Operating Current & Trip Cause)



EOCR SSD			
Current Range	Control Voltage	Reference	Unit MRP [₹]
0.5-6	24-240V AC/DC	EOCRSSD-05S	9680
3-30	24-240V AC/DC	EOCRSSD-30S	
5-60	24-240V AC/DC	EOCRSSD-60S	

Note: 2 SPST output contacts

To order an EOCR-SS:

E 0 C R S S D - 0 5 S

1 2

1	Current Setting Range	5	0.5-6A	For 60A or higher, combine 05Type and an external CT (secondary 5A) for use
		30	3.0-30A	
		60	5.0-60A	
2	Operating Power Supply	S	24-240V AC/DC	
		W	380-440V AC	

Note: For a CT combination type, please write an accessory code from the CT Order Codes separately.

For details on non standard references, technical parameters, accessories, compatibility, stockable and non stockable status please contact Customer Care

NORMAL STOCK ITEMS

W.E.F. January 30th, 2023

TeSys Protect EOCR

Digital EOCR



Selection Table for Digital EOCR

3 D M 2 - W R D U W Z

1 2 3 4 5 6

1	Digital Electronic Over-current Relay	3DM2/ FDM2	Without Ground Fault Protection
		3MZ2/ FMZ2	With Ground Fault Protection with External ZCT
		3BZ2/ FBZ2	With Ground Fault Protection inbuilt ZCT
	Built-in display	3●●2	Flush mounting display F●●2
No	Item	Type	Current Range
2	Standard	WR	0.5...80A
3	Relay Output	D	b (95-96), a(97-98), a(07-08) 3DM2, FDM2
		A	a(97-98): OL, a(57-58): GF
		C	b(95-96), a(97-98): OL/GF
		D	b(95-96) : OL, a(57-58): GF*
4	Control Power	B	AC/DC 24V
		U	AC/DC 100~240V
5	Wiring Method	W	Window-hole type*
		H	Bottom-hole type
6	Version	Z	New version

* Not Possible with 3BZ2/FBZ2

- Micro-controller unit based
- Real time processing / High precision
- Protections : Over current, Under current, Phase loss, Phase reversal, Stall, Jam, Current Imbalance, Earth fault (3MZ2/FMZ2/3BZ2/FBZ2)
- Current Rating - 0.5 to 400A
- Bar graph indication of a load current to the current setting.
- Ancillary functions : Fail safe, Accumulated running hour, 3 faults records & limitation of auto-restart.
- Individual phase I-THD monitoring
- Suitable low Frequency Operation
- Communication capable RS485 (Optional)

Digital EOCR				
Current Range	Control Voltage	Reference	Description	Unit MRP [₹]
0.5-80A	100-240V AC/DC	3DM2-WRDUWZ		20420
		3DM2-WRDUHZ	Without ground - fault protection	22085
		FDM2-WRDUWZ		
		FDM2-WRDUHZ		
		3MZ2-WRAUWZ		20695
		3MZ2-WRAUHZ		
		3MZ2-WRCUWZ		
		3MZ2-WRCUHZ		
		3MZ2-WRDUWZ		
		3MZ2-WRDUHZ	With ground - fault protection	
		FMZ2-WRAUWZ		24845
		FMZ2-WRAUHZ		
		FMZ2-WRCUWZ		
		FMZ2-WRCUHZ		
		FMZ2-WRDUWZ		
		FMZ2-WRDUHZ		
3BZ2-WRAUHZ		30040		
3BZ2-WRCUHZ	With ground - fault protection (inbuilt ZCT)			
FBZ2-WRAUHZ				
FBZ2-WRCUHZ		30525		

EOCR Accessories

ZCT - Ground Fault Protection			
	Reference	Description	Unit MRP [₹]
	ZCT-035-Z	ZCT EP 35 mm	On Request
	ZCT-080-Z	ZCT EP 80 mm	8795
	ZCT-120-Z	ZCT EP 120 mm	14470

Display Cable for FDM2/FMZ2/FBZ2			
	Reference	Description	Unit MRP [₹]
	CABLE-RJ45-001Q	CABLE 1M	2365

ZCT - Ground Fault Protection			
3CT - H1 - 100 - Z			
	Reference	Description	Unit MRP [₹]

	1 CT ratio	H1-100-Z	Square 3CT 100:5	5200
		HH-150-Z	Square 3CT 150:5	6440
		H2-200-Z	Square 3CT 200:5	7100
		H3-300-Z	Square 3CT 300:5	7475
		H4-400-Z	Square 3CT 400:5	8795

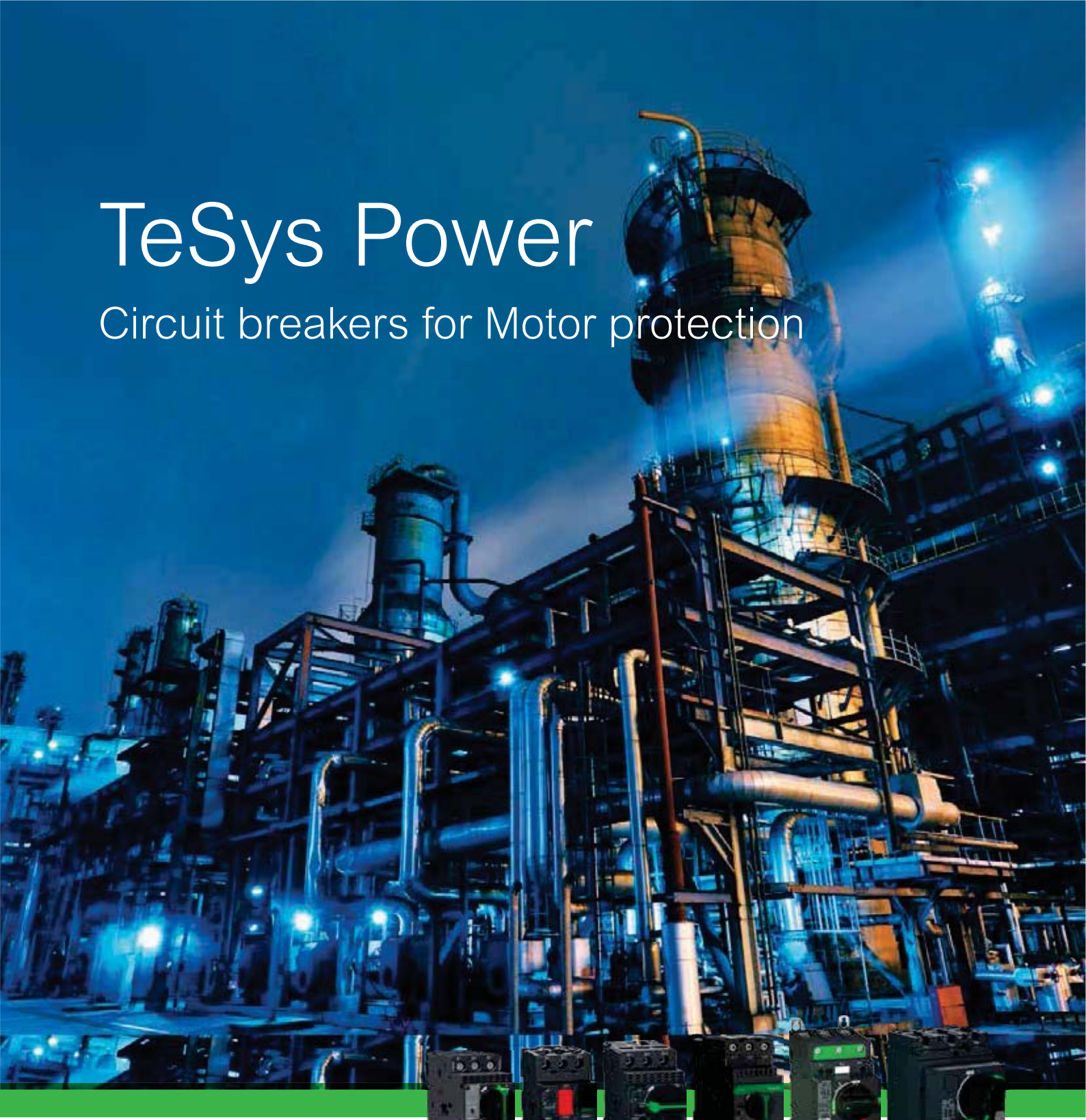
For details on non standard references, technical parameters, accessories, compatibility, stockable and non stockable status please contact Customer Care

NORMAL STOCK ITEMS

W.E.F. January 30th, 2023

TeSys Power

Circuit breakers for Motor protection



Circuit breakers for motor protection and control

TeSys Deca and TeSys Giga Circuit Breakers provide compact, reliable and efficient solutions:

- Isolation
- Protection against short circuits and overloads
- Control of motors from 0.06 to 250 kW.
- Conforming to global standards.(IEC/EN/UL/CSA)



For more information
on motor protection
circuit breakers

se.com/in/TeSys

TeSys Power

Circuit Breakers for Motor Protection

Magnetic Circuit Breaker



- Conformance to IEC 60947 -1,-2,-4
- Magnetic circuit breakers range from 0.1-80 Amps
- High Breaking capacity up to 100kA
- Wide range of accessories

Breaking Capacity at 415V 50Hz	Motor Power AC-3**		Magnetic Protection Rating (A)	Reference	Unit MRP [₹]
	kW	HP			
With Rocker Lever Control (Economy)*					
100kA	0.09	-	0.4	GV2LE03	5215
	0.18	-	0.63	GV2LE04	
	0.37	0.5	1	GV2LE05	
	0.55	-	1.6	GV2LE06	
	1.1	1.5	2.5	GV2LE07	
	1.5	2	4	GV2LE08	
	2.2	3	6.3	GV2LE10	
	3	5.5	10	GV2LE14	
15kA	5.5	7.5	14	GV2LE16	6055
	7.5	10	18	GV2LE20	
10kA	11	15	25	GV2LE22	10290
	15	20	32	GV2LE32	
With Rotary Handle Control*					
100kA	0.09	-	0.4	GV2L03	5985
	0.18	-	0.63	GV2L04	
	0.37	0.5	1	GV2L05	
	0.55	-	1.6	GV2L06	
	1.1	1.5	2.5	GV2L07	
	1.1	2	4	GV2L08	
	2.2	3	6.3	GV2L10	
	4	5.5	10	GV2L14	
50kA	5.5	7.5	14	GV2L16	16720
	7.5	10	18	GV2L20	
	11	15	25	GV2L22	
	15	20	32	GV2L32	
	18.5	25	40	GV3L40	
	22	29	50	GV3L50	
	30	40	65	GV3L65	
	37	50	73	GV3L73	
With Toggle Control					
50kA	37	50	80	GV4LE80N6	17080
	55	74	115	GV4LE115N6	
	75	101	150	LV430832	On Request
	110	147	220	LV431752	
	160	214	320	LV432749	
	200	268	500	LV432949	

* Conforming to IEC 60947-2-3-4

** 50/60Hz - 415V

• GV2-L with the TeSys Deca contactor and LRD overload relay provides Type 2 Co-ordination

** 50/60Hz - 415V

(1) With GV1-L3 current limiter, breaking capacity can be increased to 100kA. Combination of the GV2-M with the TeSys Deca provides Type 2 Co-ordination.

(2) With GV1-L3 current limiter, breaking capacity can be increased to 100kA. Combination of the GV2-P with the TeSys Deca provides Type 2 Co-ordination.

Thermal Magnetic Circuit Breaker



- Conformance to IEC 60947 -1,-2,-4, conformity to International Standards - UL, CSA, CE
- Thermal magnetic circuit breakers range from 0.1-220 Amps
- High Breaking capacity up to 100kA
- Wide range of accessories
- S-shaped busbar for side-by-side connection with 40 - 65A Contactor

Breaking Capacity at 415V 50Hz	Motor Power AC-3**		Thermal Protection Adjustment Range	Reference	Unit MRP [₹]
	kW	HP			
With Push Button Control (Economy)					
100kA	-	-	0.1 - 0.16	GV2ME01	5495
	0.06	-	0.16 - 0.25	GV2ME02	
	0.09	-	0.25 - 0.40	GV2ME03	5845
	0.18	-	0.40 - 0.63	GV2ME04	
	0.37	0.5	0.63 - 1.0	GV2ME05	5975
	0.55	0.75	1.0 - 1.6	GV2ME06	
	0.75	1	1.6 - 2.5	GV2ME07	6180
	1.1	2	2.5 - 4	GV2ME08	
15kA ⁽¹⁾	2.2	3	4 - 6.3	GV2ME10	6930
	3	5.5	6 - 10	GV2ME14	
	5.5	7.5	9 - 14	GV2ME16	7455
	7.5	10	13 - 18	GV2ME20	
10kA ⁽¹⁾	9	12.5	17 - 23	GV2ME21	7960
	11	15	20 - 25	GV2ME22	7960
	15	20	24 - 32	GV2ME32	12895
With Rotary Handle Control					
100kA	-	-	0.1 - 0.16	GV2P01	5375
	0.06	-	0.16 - 0.25	GV2P02	
	0.09	-	0.25 - 0.40	GV2P03	6160
	0.18	-	0.40 - 0.63	GV2P04	
	0.37	0.5	0.63 - 1.0	GV2P05	6350
	0.55	0.75	1.0 - 1.6	GV2P06	
	0.75	1	1.6 - 2.5	GV2P07	6775
	1.1	2	2.5 - 4	GV2P08	
50kA ⁽²⁾	2.2	3	4 - 6.3	GV2P10	8320
	3	5.5	6 - 10	GV2P14	
	5.5	7.5	9 - 14	GV2P16	9605
	7.5	10	13 - 18	GV2P20	
35kA ⁽²⁾	9	12.5	17 - 23	GV2P21	16185
	11	15	20 - 25	GV2P22	
50kA	15	20	24 - 32	GV2P32	19000
	18.5	25	30...40	GV3P40	
	22	30	37...50	GV3P50	24165
	30	40	48...65	GV3P65	
	37	50	62...73	GV3P73	24700
With Toggle Control					
50kA	37	49.58	40...80	GV4PE80N6	22140
	55	73.7	65...115	GV4PE115N6	
With Direct Rotary Handle					
70kA	75	101	70...150	GV5P150H	45030
	110	147	100...220	GV5P220H	52530
	160	214	160...320	GV6P320H	67545
	200	268	250...500	GV6P500H	93060

It is recommended to check with Customer care team for selection, recommendation, and availability of stockable and non stockable references

✓ NORMAL STOCK ITEMS

W.E.F. January 30th, 2023

TeSys Power

Circuit Breakers for Motor Protection

GV4LE



- IEC/EN 60947-1, IEC/EN 60947-2, CCC, EAC
- Can be used with class 5, 10 or 20 relay
- Short Circuit Protection with an adjustable pick-up $I_n = 6$ to 14 In.
- From 0.25 - 55kW

Magnetic Toggle Control

Motor Power AC-3 (400/415V AC)		In	Magnetic Setting Range	25kA Breaking Capacity		50kA Breaking Capacity		100kA Breaking Capacity	
kW	HP	(A)	A	Reference	Unit MRP [₹]	Reference	Unit MRP [₹]	Reference	Unit MRP [₹]
0.25..0.75	0.3..1	2	12..28	-	-	GV4LE02N6	-	GV4LE02S6	-
0.55..1.5	0.7..2	3.5	21..49	-	-	GV4LE03N6	-	GV4LE03S6	-
1.5..3	2.4	7	42..96	-	-	GV4LE07N6	-	GV4LE07S6	-
3..5.5	4..7.5	12.5	75..175	-	-	GV4LE12N6	-	GV4LE12S6	-
5.5..11	7.5..14	25	150..350	GV4LE25B6	On Request	GV4LE25N6	On Request	GV4LE25S6	On Request
11..22	15..30	50	300..700	GV4LE50B6		GV4LE50N6		GV4LE50S6	
18.5..37	25..50	80	480..1120	GV4LE80B6		GV4LE80N6		GV4LE80S6	
30..55	40..75	115	690..1610	GV4LE115B6		GV4LE115N6		GV4LE115S6	

Note: For Everlink termination please order after removing the 6 at the end Eg. GV4LE115N

GV4PE



- IEC/EN 60947-1, IEC/EN 60947-2, IEC/EN 60947-4-1, UL 60497-4-1, CCC, EAC, CSA
- Overload or thermal protection
- Short time delay protection
- Short circuit protection
- Fixed Ground fault protection
- Phase unbalance or phase loss
- Front indications through LED
- Variable Trip class : Trip Class 10/ Trip Class 20

Thermal Magnetic Protection Toggle Control

Motor Power AC-3 (400/415V AC)		In	Magnetic Setting Range	25kA Breaking Capacity		50kA Breaking Capacity		100kA Breaking Capacity	
kW	HP	(A)	A	Reference	Unit MRP [₹]	Reference	Unit MRP [₹]	Reference	Unit MRP [₹]
0.25..0.75	0.3..1	2	0.8..2	-	-	GV4PE02N6	-	GV4PE02S6	-
0.55..1.5	0.7..2	3.5	1.4..3.5	-	-	GV4PE03N6	-	GV4PE03S6	-
1.5..3	2.4	7	2.9..7	-	-	GV4PE07N6	-	GV4PE07S6	-
3..5.5	4..7.5	12.5	5..12.5	-	-	GV4PE12N6	-	GV4PE12S6	-
5.5..11	7.5..14	25	10..25	GV4PE25B6	On Request	GV4PE25N6	On Request	GV4PE25S6	On Request
11..22	15..30	50	20..50	GV4PE50B6		GV4PE50N6		GV4PE50S6	
18.5..37	25..50	80	40..80	GV4PE80B6		GV4PE80N6		GV4PE80S6	
30..55	40..75	115	65..115	GV4PE115B6		GV4PE115N6		GV4PE115S6	

Note: For Everlink version please order after removing the 6 at the end. Eg. GV4PE115N

Crimp Lug/busbar connection			
Description	Sold in lots of	Reference	
Crimped lug connector + screws	1	GV4LUG	
Transparent terminal shield for crimped lug connector	1	LAD96590	
Interphase barriers	6	LV426920	
Spreader 3-pole	To increase the pitch to 35 min	1	LV426940

It is recommended to check with Customer care team for selection, recommendation, and availability of stockable and non stockable references

NORMAL STOCK ITEMS

W.E.F. January 30th, 2023

TeSys Power

Circuit Breakers for Motor Protection

Accessories for GV4



MX Shunt Trip

- Trips the circuit breaker when the control voltage rises above 70% of rated voltage
- Shunt trip 110..130V AC is suitable.. etc for ground fault protection when combined with a Class I ground fault sensing element

MN Under Voltage Release

Trips the circuit breaker when the control voltage drops below 35% of its rated voltage

Description	Mounting	Voltage	References	Unit MRP [₹]
Mx Shunt Trip	Internal, Plug-In	220-240 VAC 50 Hz, 208-240 VAC 60 Hz, 277 VAC 60 Hz	GV4AS287	On request
Mn Under Voltage Release	Internal, Plug-In	440-480 VAC 60 Hz	GV4AU486	

Auxiliary Contact Blocks



An auxiliary contact block provides one changeover contact with one common point for OF and SD function, depending on where it is inserted

Open/Close OF Function: indicates position of the circuit breaker contacts

Trip Alarm SD Function: indicates circuit breaker tripping due to:

- Electrical fault (overload, short circuit)
- Shunt trip/Undervoltage release
- "Push to Trip" Function

Resets when the circuit breaker is reset

Description	Maximum Number	Mounting	Type of Contacts	Reference	Unit MRP [₹]
Auxiliary Contact Block	2 (1 Each For OF or SD)	Internal Plug-In	NO + NC	GV4AE11	On request

Rotary Handles

Description	Type	Degree of Protection	Reference	Unit MRP [₹]
Direct Mounting Rotary Handle	BLACK	IP40	GV4ADN01	On request
	BLACK	IP54	GV4APN01	
Front Extended Rotary Handle (Min Shaft Length 214Mm/Max Shaft Length 627Mm)	RED HANDLE ON YELLOW BEZEL	IP54	GV4APN02	
	RED HANDLE ON YELLOW BEZEL	IP65	GV4APN04	

Connection Accessories

Description	Reference
Spreader 3-pole (To increase pitch to 35mm) (1 pce)	LV426940

It is recommended to check with Customer care team for selection, recommendation, and availability of stockable and non stockable references

NORMAL STOCK ITEMS

W.E.F. January 30th, 2023

TeSys Power

Circuit Breakers for Motor Protection

Accessories for Motor Circuit Breakers

Description	Reference	Unit MRP [₹]
For GV2		
Front contact NO or NC ⁽¹⁾	GVAE1	1125
Front contact NO + NC	GVAE11 <input checked="" type="checkbox"/>	1380
	GVAE20	1525
Side contact NO + NC	GVAN11 <input checked="" type="checkbox"/>	1665
	GVAN20	
Fault signalling contact + 1NO contact ⁽²⁾	GVAD1010 <input checked="" type="checkbox"/>	2170
Fault signalling contact + 1NC contact ⁽²⁾	GVAD1001	
Short circuit signalling contact block 1 C/O	GVAM11	2070
Under voltage trip	110 ... 115V 50Hz GVAU115	3960
	220 ... 240V 50Hz GVAU225	
	380 ... 400V 50Hz GVAU385	
Shunt trip	110 ... 115V 50Hz GVAS115	3960
	220 ... 240V 50Hz GVAS225	
	380 ... 400V 50Hz GVAS385	
Additive limiter for increasing breaking capacity to 100kA for GV2ME and GV2P.	GV1L3	6390
Connection block - GV2 with contactor LC1-D09..D38	GV2AF3	775
Connection block - LS1 D32 or GV2 with Contactor LC1-K or LP1-K	GV2AF01	840
Empty enclosure for GV2ME - plastic	GV2MP02	3675
	GV2MC02	4035

(1) Choice of NC or NO contact operation depending on which way round the reversible block is mounted.

(2) The GV-AD is always mounted next to the circuit breaker.

Busbars

Connection Pitch	No. of Tapoff Points	Reference	Unit MRP [₹]
For GV2			
45 mm	2	GV2G245	2165
	4	GV2G445	3405
54 mm	2	GV2G254	1980
	3	GV2G354	2225
	4	GV2G454	2790
72 mm	5	GV2G554	3020
	4	GV2G472	3415

Description	Reference	Unit MRP [₹]
Accessories for Busbars		
Terminal block - to supply one or more 3-pole busbar GV2	GV2G05	4280
Protective end covers for unused busbar outlets	GV1G10	755
Terminal block for connection from top	GV1G09	2235

Accessories for Motor Circuit Breakers

Description	Reference	Unit MRP [₹]
For GV2-P/GV2-L		
External operator - IP54, Black	GV2APN01 <input checked="" type="checkbox"/>	3930
External operator - IP54, Yellow/Red	GV2APN02	7315
Visible isolation block - for motor circuit breaker GV2	GV2AK00	3325
For GV3P/GV3L		
Auxiliary Contacts		
Front contact: 1 NO (fault) + 1NC (Auxiliary)	GVAED011	1435
Front contact: 1 NO (fault) + 1NO (Auxiliary)	GVAED101	1575
Busbar		
3-pole, 3 tap, 64 mm pitch	GV3G364	2080
S-shape bus bar	GV3S	1555
External Operator		
IP54, Black	GV3APN01	4740
IP54, Yellow/Red	GV3APN02	4590

Note: All other accessories are same as of GV2.

Busbars GV3G364 and GV3S are not compatible with GV3*73 and GV3*80.

Description	Operating Voltage	Reference	Unit MRP [₹]
For GV5 and GV6			
Auxiliary contact - 1 OC	-	GV7AE11 <input checked="" type="checkbox"/>	3295
Clip-on connector - upto 150 A - 1.5..95 mm ²	-	GV7AC021	1360
Clip-on connector- upto 220 A - 1.5..185 mm ²	-	GV7AC022	1870
Front rotary handle	-	GV7AP03	5665
GV7AP GV7R - black handle ⁽²⁾	-	GV7AP01	9850
Padlocking device - 1..3 padlocks Ø 5..8mm shank ⁽³⁾	-	GV7V01	1235
Terminal shields IP405 ⁽¹⁾	-	GV7AC01	3505

For GV5 and GV6

Shunt release	200...240 V AC 50/60 Hz	GV7AS207	7485
Under Voltage release	200...240 V AC 50/60 Hz	GV7AU207	7730

(1) Terminal shields cannot be used together with spreaders.

(2) For mounting direct rotary handle on enclosure door.

This accessory makes it possible to open the door if the device is closed and prevents the device from being closed if the door is open.

(3) For Circuit breaker not fitted with a rotary handle

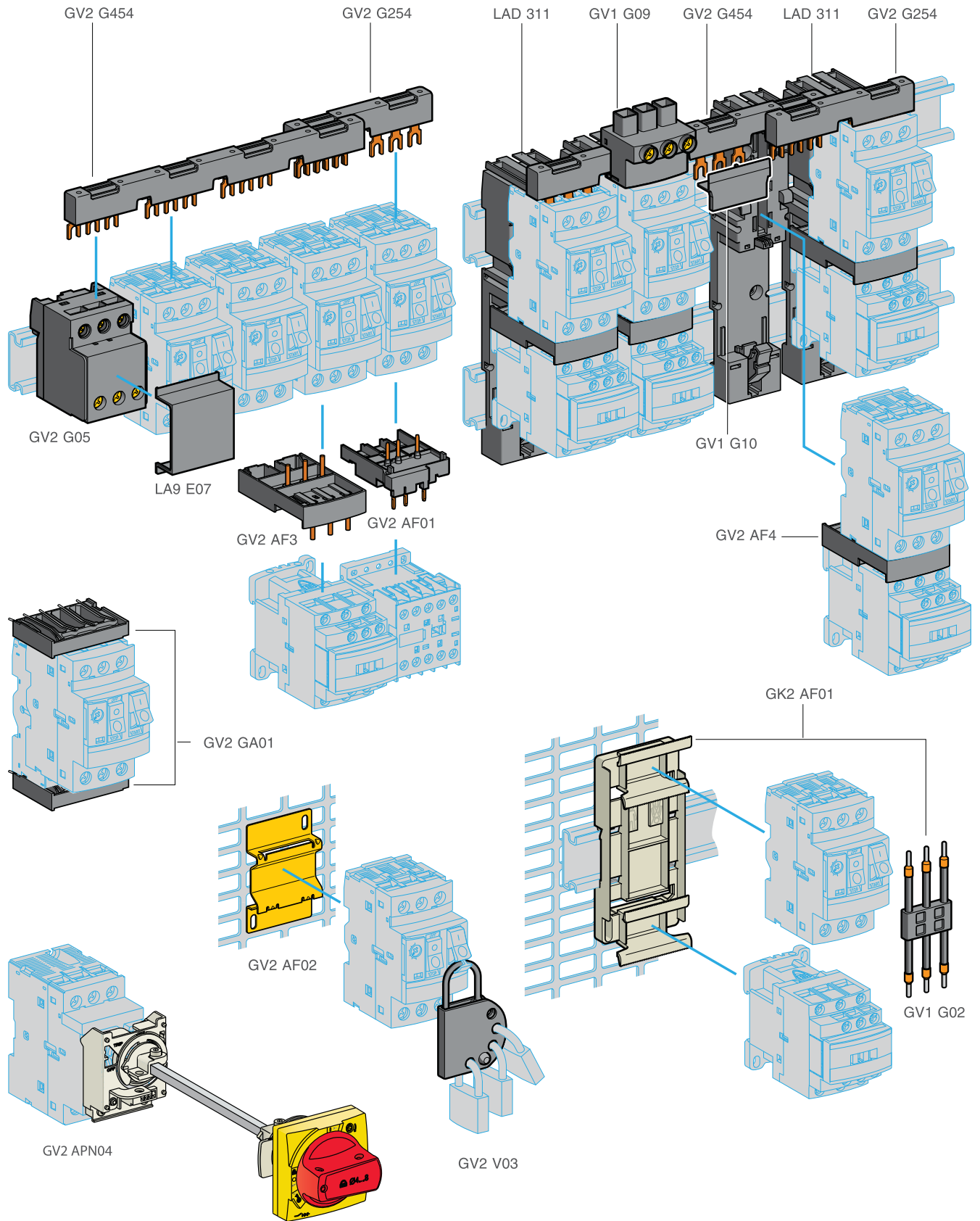
It is recommended to check with Customer care team for selection, recommendation, and availability of stockable and non stockable references

NORMAL STOCK ITEMS

W.E.F. January 30th, 2023

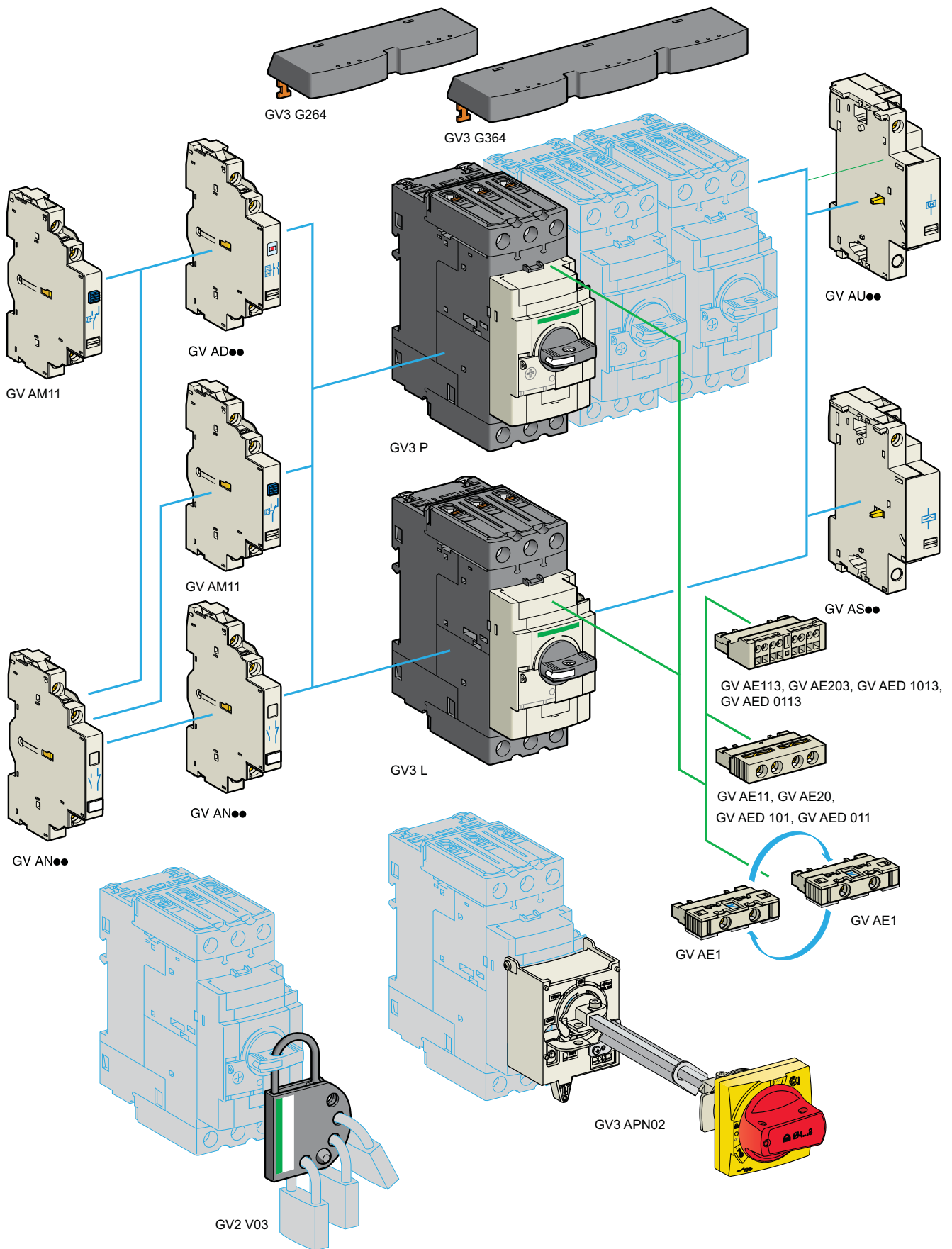
TeSys

Accessories compatibility

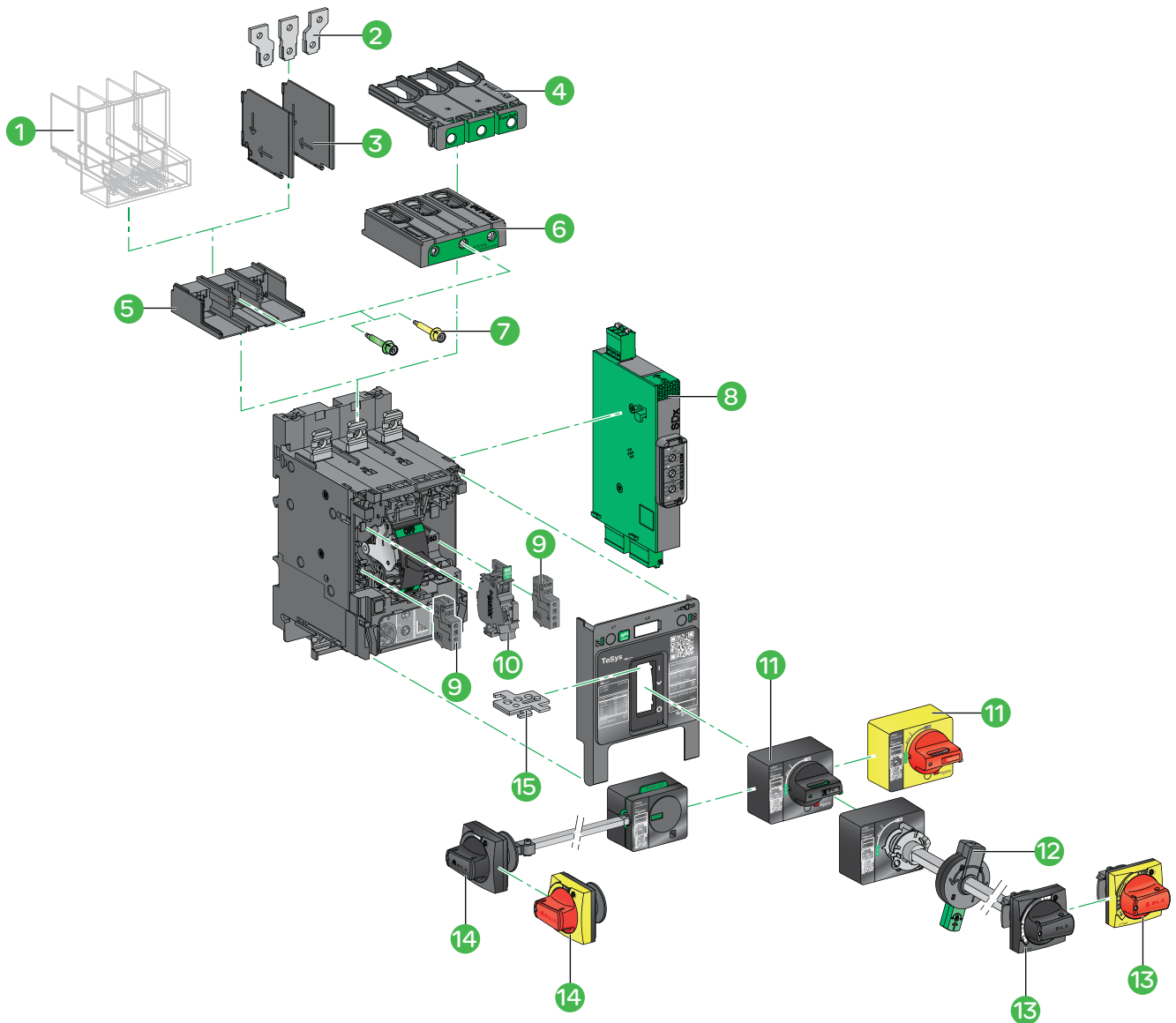


TeSys

Accessories compatibility



TeSys GV4 Overview



- 1 Long terminal shield LAD96590
- 2 Terminal spreaders LV426940
- 3 Interphases barriers LV426920
- 4 Large spacing cover for EverLink connector GV4G66
- 5 Crimp lug connector GV4LUG
- 6 EverLink® connector LAD96595
- 7 Torque limiting breakaway bits LV42699p
- 8 SDx alarming/fault differentiation module GV4ADM1111 (only with GV4PEM)
- 9 Auxiliary contact block for OF or SD function GV4AE11
- 10 - MN undervoltage release GV4AUpp
- MX shunt trip GV4ASpp
- 11 Direct mounting black or red on yellow bezel rotary handle GV4ADN01/ GV4ADN02
- 12 Open door shaft operator (for front extended rotary handle) LV426937
- 13 Front extended rotary handle kit with red handle on yellow bezel or black handle GV4APN01/ GV4APN02 /GV4APN04
- 14 Side rotary handle kit with red handle on yellow bezel or black handle LV426935/LV426936.
- 15 Toggle locking device 29370

TeSys Control

TeSys Switches

Vario Switch Disconnectors

[Ithe] Conventional Thermal Current**	Poles Description	Rated Operational Power (AC-23)*	Reference	Unit MRP [₹]
Complete Enclosed Switches				
• Range 12 to 175A, IP 65 Sealable and Lockable				
10	3P	4 kW	VCF02GE	3875
16	3P	5.5 kW	VCF01GE	4215
20	3P	7.5 kW	VCF0GE	5125
25	3P	11 kW	VCF1GE	5500
32	3P	15 kW	VCF2GE	6445
50	3P	22 kW	VCF3GE	9965
63	3P	30 kW	VCF4GE	11660

* Rated Power at 415V
** Ith in enclosure

For Switch Type (Amps)	Mounting Arrangement	Ingress	Reference	Unit MRP [₹]
Operators (Padlockable)				
12 - 40	4 Screw Fixing	IP65	KCF1PZ	1105
63 - 80	4 Screw Fixing	IP65	KCF2PZ	1170
125 - 175	4 Screw Fixing	IP40	KCF3PZ	4730

Vario Switch Disconnectors

[Ithe] Conventional Thermal Current**	Poles Description	Reference	Unit MRP [₹]
Complete Switch with Padlockable Operator			
• Suitable for Front Mounting or Base Mounting			
12	3P	VCF02	2435
20	3P	VCF01	2650
25	3P	VCF0	3090
32	3P	VCF1	3240
40	3P	VCF2	4015
63	3P	VCF3	8110
80	3P	VCF4	6805
125	3P	VCF5	15595
175	3P	VCF6	18905
Switch Bodies			
12		V02	1585
20		V01	1830
25		V0	2175
32		V1	2650
40		V2	3240
63		V3	4510
80		V4	5930
125		V5	12030
175		V6	15355

Accessories

Description	For Use with Switch Bodies	Rating in A	Pole Composition	Earth Contact	Auxiliary Contacts	Reference	Unit MRP [₹]
Vario Add-on Modules (1)							
Main Pole Module	V02/VCF02	12	1P	-	-	VZ02	1135
	V0/1/VCF01	20	1P	-	-	VZ01	1155
	V0/VCF0	25	1P	-	-	VZ0	1230
	V1/VCF1	32	1P	-	-	VZ1	1205
	V2/VCF2	40	1P	-	-	VZ2	1290
	V3/VCF3	63	1P	-	-	VZ3	1675
	V4/VCF4	80	1P	-	-	VZ4	1675
Neutral Pole Module(2)	V02 / VCF02 to V2 / VCF2	-	1N	-	-	VZ11	1380
	V3 / VCF3 to V4 / VCF4	-	1N	-	-	VZ12	1850
	V5 / VCZ5 to V6 / VCZ6	-	1N	-	-	VZ13	3820
Earthing Module	V02 / VCF02 to V2 / VCF20	-	-	-	-	VZ14	1365
	V3 / VCF3 to V4 / VCF4	-	-	1	-	VZ15	1610
	V5 / VCZ5 to V6 / VCZ6	-	-	1	-	VZ16	2500
Auxiliary Contact Block Module	V02/ VCF02 to V6 / VCZ6	-	-	-	1NO + 1NC	VZ7	1425
	V2/ VCF02 to V6 / VCZ6	-	-	-	2NO	VZ20	

(1) For mounting option of modules, please refer to the technical catalogue.

(2) With early make and late break contacts

Description	For Use With	Reference	Unit MRP [₹]
Components for Door Interlocking			
Shaft extension - for Mini-VARIO and VARIO - V02..V2	V02...V2	VZ17	1365
		VZ30	1610
Shaft extension - for Mini-VARIO and VARIO - V3 V4 V5 V6	V3, V4, V5, V6	VZ18	1830
		VZ31	470
Door interlock plate	VZ17 / VZ30	KZ32	810
		VZ18/31	KZ74
Input Terminal Protection Shrouds			
Terminal Shrouds	V02 - V2	VZ8	460
		VZ26	400
	V3 - V4	VZ9	485
		VZ27	400
	V5 - V6	VZ10	610
		VZ28	680
V02 - V6	VZ29	555	

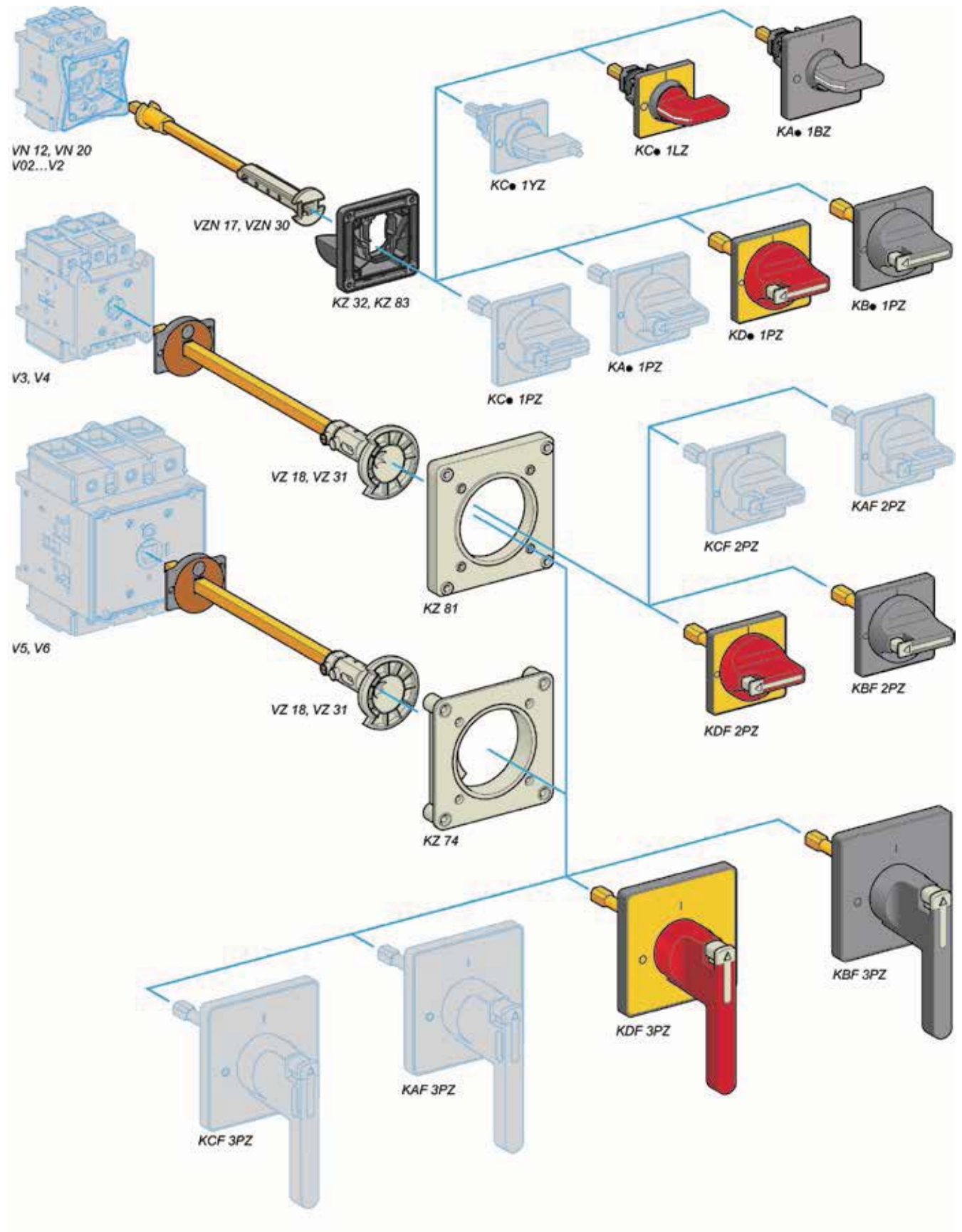
For details on non standard references, technical parameters, accessories, compatibility, stockable and non stockable status please contact Customer Care

☑ NORMAL STOCK ITEMS

W.E.F. January 30th, 2023

TeSys Control

Accessories for Switches





Machine builders, it is time to cut engineering time and costs — DIGITIZE load management

TeSys island

Unique features

TeSys island is a smart, digital multifunctional load management system; it can switch, protect, manage motors and other electrical loads up to 80 Amps (AC3) in an electrical control panel.

Benefits

Why should you choose TeSys island?

- Quicker engineering and reduce time to market
- Embedded algorithms detect abnormal load behaviors and generate alarms before machine stoppage.
- Pre-trip warnings can also be set on the system for scheduled maintenance.
- Fast device replacement on any portion of the island is possible because of the full integration of the system and the integrated Bus coupler resulting in reduced downtime.
- TeSys island provides energy monitoring at the load level
- Health status can be easily accessed, remotely or locally. This energy management data can be used for advanced analytics to increase machine efficiency further
- TeSys island can be easily integrated into Schneider Electric's EcoStruxure Machine architecture and 3rd party automation systems, supporting all major field buses.



For more information
on TeSys island
Digital Load
Management System

Enable smarter design and engineering

Efficient

Make your machines intelligent, save time and costs with intuitive programming and commissioning using TeSys avatars. Simplify software integration within all major automation environments. One-click mounting on DIN rail and no need for control wiring.

Enable new business models

Use load data and status information to create new service enabled business models. Access your machine from remote during operation & maintenance.

A data provider

Get relevant data for digital load management & advanced analytics. Monitor energy at load level, remote users can easily check health status, troubleshoot and diagnose issues and take action, reduce machine stoppages and machine downtime.

Improved security

Benefit from the highest cybersecurity and safety levels. Safety IO / Scalable with embedded diagnostic.

Technical specifications

- System consists of DOL Starters & Input / Output modules
- System manages motors and other electrical loads up to 80A/37kW/50hp
- Up to 20 modules / 1 meter at one bus coupler
- No mechanical adjustments/settings required
- International standards-compliant
- Energy monitoring at the load level
- Only 21 commercial references for the complete system, including 5 standard motor starters and 5 functional safety motor starters
- Cybersecurity embedded into the system (Achilles Level 2 & Safety up to Cat 2)
- Safety stop TUV certified (Stop 0 and 1 with wiring categories 1 to 2, suitable for PL c,d (Performance Level) and SIL level 2)
- Open connectivity thanks to Ethernet IP and Modbus TCP fieldbuses

TeSys Active

TeSys island

TeSys island is an innovative digital load management solution-providing data for higher machine efficiency and ease of servicing, and allowing faster time to market.

TeSys island is a modular, multifunctional system providing integrated functions inside an automation architecture, primarily for the direct control and management of low-voltage loads.

After commissioning, TeSys island can switch, help protect, and manage motors and other electrical loads up to 37 kW installed in an electrical control panel.

This system is designed around the concept of TeSys avatars. These avatars:

- Are the functional object representing a logical function of the physical module with pre-defined logic
- Determine the configuration of the island.

The logical aspects of the island are managed with software tools, covering all phases of product and application lifecycle: design, engineering, commissioning, operation, and maintenance.



- | | |
|----------------------------|--------------------------|
| 1 Bus Coupler | 5 Power interface module |
| 2 Analog I/O module | 6 Standard Starter |
| 3 Digital I/O module | 7 SIL Starter |
| 4 Voltage interface module | 8 SIL interface module |

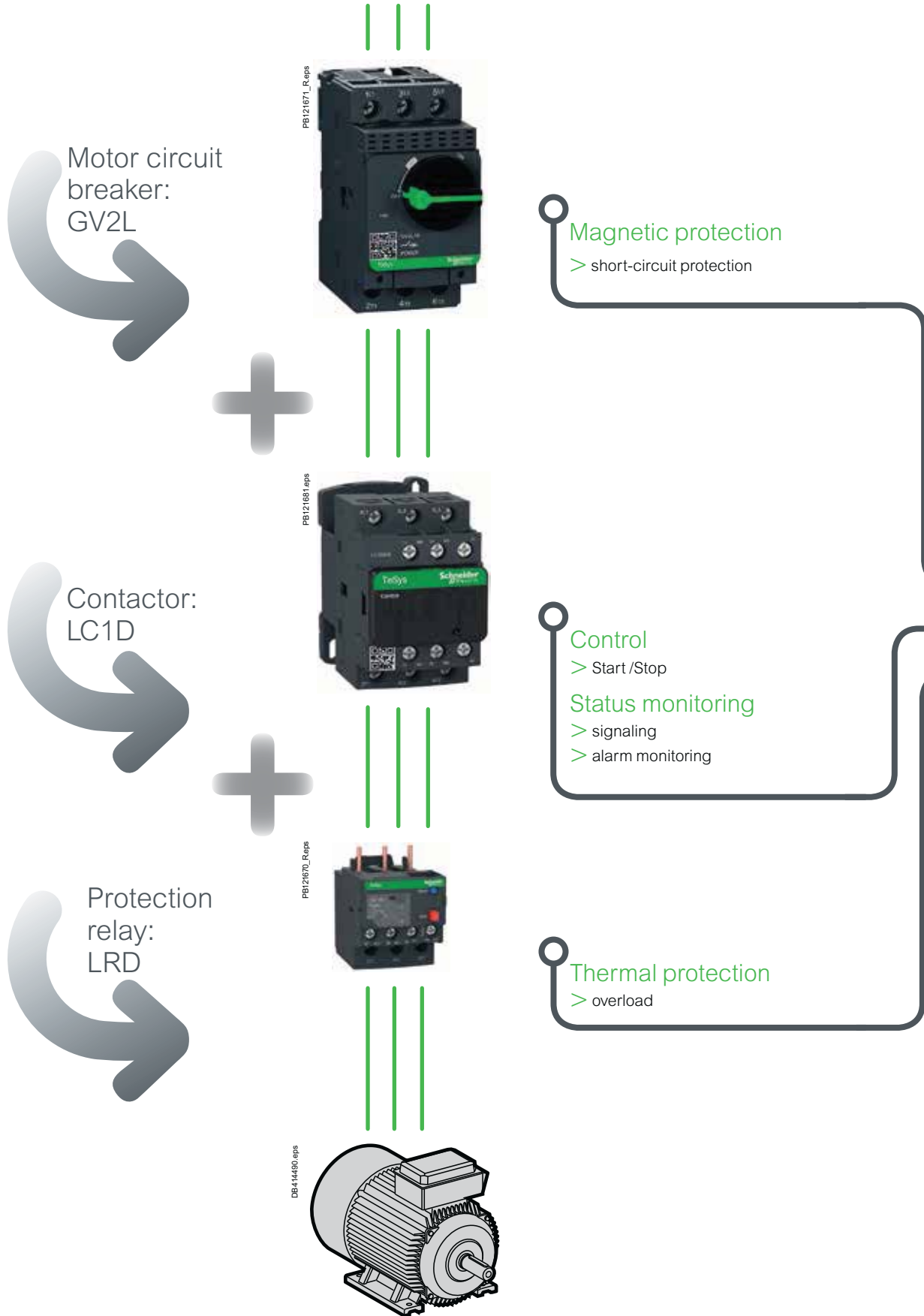
Designation	Product Commercial Reference	
TeSys island components		
Standard Starter	9A (AC-3)	TPRST009
	25A (AC-3)	TPRST025
	38A (AC-3)	TPRST038
	65A (AC-3)	TPRST065
	66A (AC-3) - 80A (AC-1)	TPRST080
SIL Starter	9A (AC-3)	TPRSS009
	25A (AC-3)	TPRSS025
	38A (AC-3)	TPRSS038
	65A (AC-3)	TPRSS065
	66A (AC-3) - 80A (AC-1)	TPRSS080
Power interface module	9A (AC-3)	TPRPM009
	38A (AC-3)	TPRPM038
	80A (AC-3)	TPRPM080
Voltage interface module		TPRVM001
SIL interface module		TPRSM001
Digital I/O module	(4 input - 2 output)	TPRDG4X2
Analog I/O module	(2 input - 1 output)	TPRAN2X1
Bus Coupler	EtherNet/IP - Modbus TCP	TPRBCEIP
	PROFINET	TPRBCPFN
	PROFIBUS	TPRBCPFBS
Assembly and Wiring Kits		
Kit for reversing starter application	for 9, 25, 38A (size 1 and 2) starters	LAD9R1
	for 65, 80A (size 3) starters	LAD9R3
Jumper bar 3-pole for Star Delta application	for 9, 25, 38A (size 1 and 2) starters	LAD9P3
	for 65, 80 A (size 3) starters, a hazard sticker is provided	LAD9SD3S

TeSys Control

Ultra motor starters

Introduction

From traditional solution to ...



TeSys Control

Ultra motor starters

Introduction

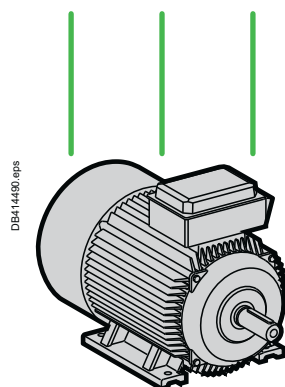
...Ultra motor starter



Ultra motor starter

> All basic or advanced protection and control functions in one block and more...

- > Overload indication and alarm
- > Status report, remote control via communication bus



Ultra motor starters can be used in **80 %** of motor protection and control applications.

TeSys Control

Ultra motor starters



- Total Coordinated Starter – 3 functions in a single device
- Compact Starter, DOL / RDOL upto 18.5kW (38A, AC-3) in 45mm width
- Direct connectivity to Modbus / Profibus / CANopen / DeviceNet
- Higher switching life - 15Million operations, 2Million AC-43 electrical life
- Breaking capacity upto 130kA



Power Base

For assembling components, ON/OFF operation and resetting.
 > 3 power bases:
 upto 12A and upto 38A
 > Direct starter and reversing starter models.

Control Unit

Performs all the electrical protection functions to cover main applications from 0 to 38A.

Some of these also provide advanced measurement, alarm and display functions.

4 simple function modules

- Thermal overload alarm Indication of motor load
- Thermal overload signalling and manual reset
- Thermal overloaded signalling and automatic or remote reset.

4 communication modules

- Profibus DP
- CANopen
- DeviceNet
- Modbus.

40%

“TeSys solutions allow us to reduce the size of our enclosure”
 says a panel builder from the water treatment sector

60%

“Late customization means that we can build 60% of the panels, even though the project design has not yet been completed”
 says an engineer in a food processing industry

Quick Selection

Select 1	+	Select 1	Optional	or	Optional	or	Optional																																																																																																																																																										
Base Power Unit Non-Reversing <table border="1"> <tr><td>LUB</td><td>120</td></tr> <tr><td>0... 12A with terminal</td><td>12</td></tr> <tr><td>0... 12A no terminal</td><td>120*</td></tr> <tr><td>0... 32A with terminal</td><td>32</td></tr> <tr><td>0... 32A no terminal</td><td>320*</td></tr> <tr><td>0... 38A with terminal</td><td>38</td></tr> <tr><td>0... 38A no terminal</td><td>380*</td></tr> </table> Reversing <table border="1"> <tr><td>LU2B</td><td>120</td><td>BL</td></tr> <tr><td>0... 12A with terminal</td><td>12</td><td></td></tr> <tr><td>0... 12A no terminal</td><td>120*</td><td></td></tr> <tr><td>0... 32A with terminal</td><td>32</td><td></td></tr> <tr><td>0... 32A no terminal</td><td>320*</td><td></td></tr> <tr><td>0... 38A with terminal</td><td>38</td><td></td></tr> <tr><td>0... 38A no terminal</td><td>380*</td><td></td></tr> <tr><td>24 V DC</td><td></td><td>BL</td></tr> <tr><td>24 V AC</td><td></td><td>B</td></tr> <tr><td>48...72 VAC or 48 VDC</td><td></td><td>ES</td></tr> <tr><td>110...240 VAC/DC</td><td></td><td>FU</td></tr> </table> *prewired cables to be ordered separately	LUB	120	0... 12A with terminal	12	0... 12A no terminal	120*	0... 32A with terminal	32	0... 32A no terminal	320*	0... 38A with terminal	38	0... 38A no terminal	380*	LU2B	120	BL	0... 12A with terminal	12		0... 12A no terminal	120*		0... 32A with terminal	32		0... 32A no terminal	320*		0... 38A with terminal	38		0... 38A no terminal	380*		24 V DC		BL	24 V AC		B	48...72 VAC or 48 VDC		ES	110...240 VAC/DC		FU		Control Unit <table border="1"> <tr><td>LUC</td><td>B</td><td>X6</td><td>BL</td></tr> <tr><td>Class 10, 3Ph</td><td>B</td><td></td><td></td></tr> <tr><td>Class 10, 1Ph</td><td>C</td><td></td><td></td></tr> <tr><td>Class 20, 3Ph</td><td>D</td><td></td><td></td></tr> <tr><td>Multifunction</td><td>M</td><td></td><td></td></tr> <tr><td>0.15 to 0.6 A</td><td></td><td>X6</td><td></td></tr> <tr><td>0.35 to 1.4 A</td><td></td><td>1X</td><td></td></tr> <tr><td>1.25 to 5 A</td><td></td><td>05</td><td></td></tr> <tr><td>3 to 12 A</td><td></td><td>12</td><td></td></tr> <tr><td>4.5 to 18 A</td><td></td><td>18</td><td></td></tr> <tr><td>8 to 38 A</td><td></td><td>38</td><td></td></tr> <tr><td>24V DC</td><td></td><td></td><td>BL</td></tr> <tr><td>24VAC</td><td></td><td></td><td>B</td></tr> <tr><td>48...72 VAC/48 VDC</td><td></td><td></td><td>ES</td></tr> <tr><td>110...240VAC/DC</td><td></td><td></td><td>FU</td></tr> </table>	LUC	B	X6	BL	Class 10, 3Ph	B			Class 10, 1Ph	C			Class 20, 3Ph	D			Multifunction	M			0.15 to 0.6 A		X6		0.35 to 1.4 A		1X		1.25 to 5 A		05		3 to 12 A		12		4.5 to 18 A		18		8 to 38 A		38		24V DC			BL	24VAC			B	48...72 VAC/48 VDC			ES	110...240VAC/DC			FU	Communication Module* <table border="1"> <tr><td>LULC</td><td>033</td></tr> <tr><td>Modbus Serial</td><td>033</td></tr> <tr><td>Profibus DP</td><td>07</td></tr> <tr><td>CANopen</td><td>08</td></tr> <tr><td>DeviceNet</td><td>09</td></tr> </table> Prewired Cables <table border="1"> <thead> <tr><th>Description</th><th>Reference</th></tr> </thead> <tbody> <tr><td>Prewired cable for non-reversing power base</td><td>LU9BN11C or LU9BN11L</td></tr> <tr><td>Prewired cable for reversing power base</td><td>LU9MRC or LU9MRL</td></tr> </tbody> </table>	LULC	033	Modbus Serial	033	Profibus DP	07	CANopen	08	DeviceNet	09	Description	Reference	Prewired cable for non-reversing power base	LU9BN11C or LU9BN11L	Prewired cable for reversing power base	LU9MRC or LU9MRL	Function Module <table border="1"> <tr><td>LUF</td><td>DH11</td></tr> <tr><td>Fault diff. with manual reset</td><td>DH11</td></tr> <tr><td>Fault diff. with auto reset</td><td>DA10</td></tr> <tr><td>Thermal overload pre-alarm</td><td>W10</td></tr> <tr><td>Motor load indication (4-20mA)</td><td>V2</td></tr> </table>	LUF	DH11	Fault diff. with manual reset	DH11	Fault diff. with auto reset	DA10	Thermal overload pre-alarm	W10	Motor load indication (4-20mA)	V2	Auxiliary Contacts Contactor auxiliary contacts <table border="1"> <tr><td>LUFN</td><td>11</td></tr> <tr><td>1NO + 1NC</td><td>11</td></tr> <tr><td>2NC</td><td>02</td></tr> <tr><td>2NO</td><td>20</td></tr> <tr><td>Side contacts 2NO</td><td>LUA8E20</td></tr> </table> Power auxiliary contacts (trip status) <table border="1"> <tr><td>LUA1C</td><td>20</td></tr> <tr><td>1NO + 1NC</td><td>11</td></tr> <tr><td>2NO</td><td>20</td></tr> </table>	LUFN	11	1NO + 1NC	11	2NC	02	2NO	20	Side contacts 2NO	LUA8E20	LUA1C	20	1NO + 1NC	11	2NO	20	Accessories <table border="1"> <thead> <tr><th>Description</th><th>Reference</th></tr> </thead> <tbody> <tr><td>Line spacer for UL508 Type E</td><td>LU9SPO</td></tr> <tr><td>Current limiter 130kA@460V</td><td>LUALB1</td></tr> </tbody> </table>	Description	Reference	Line spacer for UL508 Type E	LU9SPO	Current limiter 130kA@460V	LUALB1
LUB	120																																																																																																																																																																
0... 12A with terminal	12																																																																																																																																																																
0... 12A no terminal	120*																																																																																																																																																																
0... 32A with terminal	32																																																																																																																																																																
0... 32A no terminal	320*																																																																																																																																																																
0... 38A with terminal	38																																																																																																																																																																
0... 38A no terminal	380*																																																																																																																																																																
LU2B	120	BL																																																																																																																																																															
0... 12A with terminal	12																																																																																																																																																																
0... 12A no terminal	120*																																																																																																																																																																
0... 32A with terminal	32																																																																																																																																																																
0... 32A no terminal	320*																																																																																																																																																																
0... 38A with terminal	38																																																																																																																																																																
0... 38A no terminal	380*																																																																																																																																																																
24 V DC		BL																																																																																																																																																															
24 V AC		B																																																																																																																																																															
48...72 VAC or 48 VDC		ES																																																																																																																																																															
110...240 VAC/DC		FU																																																																																																																																																															
LUC	B	X6	BL																																																																																																																																																														
Class 10, 3Ph	B																																																																																																																																																																
Class 10, 1Ph	C																																																																																																																																																																
Class 20, 3Ph	D																																																																																																																																																																
Multifunction	M																																																																																																																																																																
0.15 to 0.6 A		X6																																																																																																																																																															
0.35 to 1.4 A		1X																																																																																																																																																															
1.25 to 5 A		05																																																																																																																																																															
3 to 12 A		12																																																																																																																																																															
4.5 to 18 A		18																																																																																																																																																															
8 to 38 A		38																																																																																																																																																															
24V DC			BL																																																																																																																																																														
24VAC			B																																																																																																																																																														
48...72 VAC/48 VDC			ES																																																																																																																																																														
110...240VAC/DC			FU																																																																																																																																																														
LULC	033																																																																																																																																																																
Modbus Serial	033																																																																																																																																																																
Profibus DP	07																																																																																																																																																																
CANopen	08																																																																																																																																																																
DeviceNet	09																																																																																																																																																																
Description	Reference																																																																																																																																																																
Prewired cable for non-reversing power base	LU9BN11C or LU9BN11L																																																																																																																																																																
Prewired cable for reversing power base	LU9MRC or LU9MRL																																																																																																																																																																
LUF	DH11																																																																																																																																																																
Fault diff. with manual reset	DH11																																																																																																																																																																
Fault diff. with auto reset	DA10																																																																																																																																																																
Thermal overload pre-alarm	W10																																																																																																																																																																
Motor load indication (4-20mA)	V2																																																																																																																																																																
LUFN	11																																																																																																																																																																
1NO + 1NC	11																																																																																																																																																																
2NC	02																																																																																																																																																																
2NO	20																																																																																																																																																																
Side contacts 2NO	LUA8E20																																																																																																																																																																
LUA1C	20																																																																																																																																																																
1NO + 1NC	11																																																																																																																																																																
2NO	20																																																																																																																																																																
Description	Reference																																																																																																																																																																
Line spacer for UL508 Type E	LU9SPO																																																																																																																																																																
Current limiter 130kA@460V	LUALB1																																																																																																																																																																

*Suitable with 24V DC starter variant only

Note: For prices please contact regional sales office or customer care centre

Wherever productivity is a concern, intelligence to Motor Control is the solution



TeSys T Intelligence system optimises the operational performance of LV motors through advanced protections and embedded intelligent functions inside intelligent Motor Control Centre (iMCC)



Discover
TeSys T



Tesys T Motor Management Systems

TeSys T covers all load monitoring and protection needs from feeders to critical process automation. The equipment is protected, while advanced diagnostics, statistics, and alarms help in anticipating unexpected production halts and minimize downtime. TeSys T is compact and a natural fit for control panels with IEC or NEMA standards. In addition, the system's connectivity and access to real-time data provides key information to enhance the operation and safety of the process while improving efficiency.

Tesys T Controller:

Intelligent motor controller for 1P/3P Motors with built in CT up to 100Amps with accurate monitoring and protection functions, 6DI, 4DO, 1CBCT input, 1 Temperature probe

Protection Functions:

- Thermal overload
- Phase imbalance and phase overloads
- Temperature monitoring via probes
- Phase reversal
- Ground fault detection
- Long start and Jam protection
- Load shedding
- Load fluctuations
- power factor monitoring

Monitoring Functions:

- Phase and average current
- Line to Line and average voltage
- Motor temperature, ground current
- Active and Reactive Energy
- Frequency & Power Factor
- Detailed Fault history
- Fault counts
- motor statistics

Control Functions:


- Local / Remote / HMI control
- Predefined programs for DOL, RDOL, Star-delta, two-speed starters

Communication:



Quick Selection


TeSys T Controller

Reference			
	LTM R	100	E BD
Current Range	0.4 - 8 A	08	
	1.35 - 27 A	27	
	5 - 100 A	100	
Network Protocol	CAN Open	C	
	DeviceNet	D	
	Ethernet IP / Modbus TCP/IP	E	
	Modbus	M	
	Profibus DP	P	
Control Voltage	24 V DC	BD	
	110-240V AC	FM	



TeSys T
Full and Flexible
Intelligent Motor
Management System


TeSys T Accessories

TeSys T Expansion Module ^{1,2}		
	Control Voltage	Reference
	24 V DC	LTM EV40BD
	110V AC	LTM EV40FM


¹ Required for Voltage & Power measurement
² 4 digital inputs


Connector for Expansion		
	Length (m)	Reference
	0.04	LTMCC004 ³


³ Sold in lots of 6

Ground Fault CT's			
	Primary [A]	Internal Ø "d" [mm]	Reference
	65	30	50437
	85	50	50438
	160	80	50439
	250	120	50440
	400	200	50441
	630	300	50442

Description	Composition	Reference
Programming software SoMove	1 Program for each PC	On request
PC connecting cable	USB to RS485 Converter	TCSMCNAM3M002P

Operator Control Display		
	Description	Reference
	Operator Control Display with configuration backup	LTM CUF

Controller to Display Cable		
	Length (m)	Reference
	1.0	LTM9CU10
	3.0	LTM9CU30

Current Transformers ⁴			
	Primary [A]	Secondary [A]	Reference
	100	1	LT6 CT1001
	200	1	LT6 CT2001
	400	1	LT6 CT4001
	800	1	LT6 CT8001

Note: For prices please contact regional sales office or customer care centre

Type 2 Co-ordination chart with TeSys range

Type 2 co-ordination chart for Direct-On-Line starter with circuit breaker and overload protection built into the circuit breaker

Reliable switching for IE2/IE3/IE4 motors



IE2



IE3



IE4

Rated operational voltage, $U_e = 400/415V, 50/60Hz$
Short Circuit Current (I_q) = 50kA

Sr. No.	3 ϕ Motor power in kW	Current in A	Circuit Breaker	Setting range of thermal trips (A)	Contactor
1	0.06	0.2	GV2P02 or GV2ME02	0.16...0.25	LC1D09
2	0.09	0.3	GV2P03 or GV2ME03	0.25...0.4	LC1D09
3	0.12	0.44	GV2P04 or GV2ME04	0.4...0.63	LC1D09
4	0.18	0.6	GV2P04 or GV2ME04	0.4...0.63	LC1D09
5	0.25	0.85	GV2P05 or GV2ME05	0.63...1	LC1D09
6	0.37	1.0	GV2P05 or GV2ME05	0.63...1	LC1D09
7	0.55	1.5	GV2P06 or GV2ME06	1...1.6	LC1D09
8	0.75	1.9	GV2P07 or GV2ME07	1.6...2.5	LC1D09
9	1.1	2.7	GV2P08 or GV2ME08	2.5...4	LC1D09
10	1.5	3.6	GV2P08 or GV2ME08	2.5...4	LC1D09
11	2.2	4.9	GV2P10 or GV2ME10	4...6.3	LC1D09
12	3	6.5	GV2P14 or GV2ME14	6...10	LC1D09
13	4	8.5	GV2P14 or GV2ME14	6...10	LC1D09
14	5.5	11.5	GV2P16	9...14	LC1D25
15	7.5	15.5	GV2P20	13...18	LC1D25
16	9	18.1	GV2P21	17...23	LC1D25
17	11	22	GV2P22	20...25	LC1D25
18	15	29	GV2P32	25...40	LC1D32
19	18.5	35	GV3P40	30...40	LC1D50A
20	22	41	GV3P50	37...50	LC1D50A
21	30	55	GV3P65	48...65	LC1D65A
22	37	66	GV4PE/PEM80 ^{*(2)}	62...73	LC1D80
23	45	80	GV4PE/PEM115 ^{*(2)}	65...115	LC1D115
24	55	97	GV4PE/PEM115 ^{*(2)}	65...115	LC1D115
25	75	132	GV5P150 ^{*(2)}	70...150	LC1D150
26	90	160	GV5P220 ^{*(2)}	100...220	LC1G185
27	110	195	GV5P220 ^{*(2)}	100...220	LC1G225
28	132	230	GV6P320 ^{*(2)}	160...320	LC1G265
29	160	280	GV6P320 ^{*(2)}	160...320	LC1G330
30	220	385	GV6P500 ^{*(2)}	250...500	LC1G500
31	250	450	GV6P500 ^{*(2)}	250...500	LC1G500

(1) The breaking performance of circuit-breakers GV2 P can be increased by adding a current limiter GV1 L3
(2) Reference to be completed by replacing the * with the breaking performance code as per table given below:

Circuit breaker type	GV5P150*	GV5P220*	GV5P320*	GV6P500*	GV4PE/PEM80*	GV4PE/PEM115*
Breaking performance I_q (kA) at 400/415V	70	70	70	70	50	50
Breaking performance code	H	H	H	H	N	N

For advanced protection, protection with Electronic Overcurrent Relays, heavy starting, please contact our sales teams.

Type 2 Co-ordination chart

Type 2 co-ordination chart for Direct-On-Line starter with circuit breaker and separate thermal overload relay

Reliable switching for IE2/IE3/IE4 motors



IE2



IE3



IE4

Rated operational voltage, $U_e = 400/415V, 50/60Hz$
Short Circuit Current (I_q) = 50kA

Sr. No.	3Φ Motor power in kW	Current in Amps	Circuit Breaker	Contactor	Overload relay	
					Type	Range (A)
1	0.06	0.2	GV2L03 or GV2LE03	LC1D09	LRD02	0.16...0.25
2	0.09	0.3	GV2L03 or GV2LE03	LC1D09	LRD03	0.25...0.40
3	0.12	0.44	GV2L04 or GV2LE04	LC1D09	LRD04	0.4...0.63
4	0.18	0.6	GV2L04 or GV2LE04	LC1D09	LRD04	0.4...0.63
5	0.25	0.85	GV2L05 or GV2LE05	LC1D09	LRD05	0.63...1
6	0.37	1.0	GV2L05 or GV2P06	LC1D09	LRD05	0.63...1
7	0.55	1.5	GV2L06 or GV2LE06	LC1D09	LRD06	1...1.7
8	0.75	1.9	GV2L07 or GV2LE07	LC1D09	LRD07	1.6...2.5
9	1.1	2.7	GV2L08 or GV2LE08	LC1D09	LRD08	2.5...4
10	1.5	3.6	GV2L08 or GV2LE08	LC1D09	LRD08	2.5...4
11	2.2	4.9	GV2L10 or GV2LE10	LC1D09	LRD10	4...6
12	3	6.5	GV2L14 or GV2LE14	LC1D09	LRD12	5.5...8
13	4	8.5	GV2L14 or GV2LE14	LC1D09	LRD14	7...10
14	5.5	11.5	GV2L16	LC1D25	LRD16	9...13
15	7.5	15.5	GV2L20	LC1D25	LRD21	12...18
16	9	18.1	GV2L22	LC1D25	LRD22	16...24
17	11	22	GV2L22	LC1D25	LRD22	16...24
18	15	29	GV3L32	LC1D40A	LRD332	23...32
19	18.5	35	GV3L40	LC1D50A	LRD340	30...40
20	22	41	GV3L50	LC1D50A	LRD350	37...50
21	30	55	GV3L65	LC1D65A	LRD365	48...65
22	37	66	GV4L/LE80 ⁽¹⁾	LC1D80	LRD3363	63...80
23	45	80	GV4L/LE115 ⁽¹⁾	LC1D115	LR9D5367	60...100
24	55	97	GV4L/LE115 ⁽¹⁾	LC1D115	LR9D5369	90...150
25	75	132	NSX160*MA ⁽¹⁾	LC1D150	LR9D5369	90...150
26	90	160	NSX250*MA ⁽¹⁾	LC1G185	LR9G225	57...225
27	110	195	NSX250*MA ⁽¹⁾	LC1G225	LR9G225	57...225
28	132	230	NSX400* + Mic 1.3M ⁽¹⁾	LC1G265	LR9G500	125...500
29	160	280	NSX400* + Mic 1.3M ⁽¹⁾	LC1G330	LR9G500	125...500
30	200	350	NSX630* + Mic 1.3M ⁽¹⁾	LC1G400	LR9G500	125...500
31	220	388	NSX630* + Mic 1.3M ⁽¹⁾	LC1G500	LR9G500	125...500
32	250	430	NSX630* + Mic 1.3M ⁽¹⁾	LC1G500	LR9G500	125...500

(1) Reference to be completed by replacing the * with the breaking performance code as per table given below:

Circuit breaker type	NSX100*MA	NSX160*MA, NSX250*MA	NSX400* NSX630*	GV4L/LE80*	GV4L/LE115*
Breaking performance I_q (kA) at 400/415V	50	50	50	50	50
Breaking performance code	N	N	N	N	N

For advanced protection, protection with Electronic Overcurrent Relays, heavy starting, please contact our sales teams.

Type 2 Co-ordination chart

Type 2 co-ordination chart for Star Delta starters with circuit-breaker and separate thermal overload relay

Reliable switching for IE2/IE3/IE4 motors



IE2



IE3



IE4

Rated operational voltage, $U_e = 400/415V, 50/60Hz$
Short Circuit Current (I_q) = 50kA

Sr. No.	3 Φ Motor power in kW	Line current in Amps	Phase current in Amps	Circuit Breaker	Main/Delta Contactor	Star Contactor	Overload Relay	
							Type	Range (A)
1	5.5	11.5	6.6	GV2L16	LC1D25	LC1D09	LRD12	5.5..8
2	7.5	15.5	8.9	GV2L20	LC1D25	LC1D09	LRD14	7..10
3	9	18.1	10.5	GV2L22	LC1D25	LC1D09	LRD16	9..13
4	11	22	12.7	GV2L22	LC1D25	LC1D09	LRD21	12..18
5	15	29	16.7	GV3L32	LC1D40A	LC1D09	LRD318	12..18
6	18.5	35	20.2	GV3L40	LC1D50A	LC1D09	LRD325	17..25
7	22	41	23.7	GV3L50	LC1D50A	LC1D18	LRD332	23..32
8	30	55	31.8	GV3L65	LC1D65A	LC1D18	LRD340	30..40
9	37	66	38.1	GV3L73	LC1D80A	LC1D32	LRD350	37..50
10	37	66	38.1	GV4L/LE80 ⁽¹⁾	LC1D80A	LC1D32	LRD3357	37..50
11	45	80	46.2	GV4L/LE115 ⁽¹⁾	LC1D115	LC1D65A	LRD3357	37..50
12	55	97	56	GV4L/LE115 ⁽¹⁾	LC1D115	LC1D65A	LRD3359	48..65
13	75	132	76.2	NSX160*MA150 ⁽¹⁾	LC1D150	LC1D65A	LR9D5367	60 ... 100
14	90	160	92.4	NSX250*MA220 ⁽¹⁾	LC1G115	LC1D65	LR9G115	28 ... 115
15	110	195	112.6	NSX250*MA220 ⁽¹⁾	LC1G150	LC1D80	LR9G225	57 ... 225
16	132	230	132.8	NSX400*Mic 1.3M ⁽¹⁾	LC1G150	LC1D80	LR9G225	57 ... 225
17	160	280	161.7	NSX400*Mic 1.3M ⁽¹⁾	LC1G185	LC1D115	LR9G225	57 ... 225
18	200	350	202.1	NSX630*Mic 1.3M ⁽¹⁾	LC1G225	LC1G150	LR9G225	57 ... 225
19	220	388	224	NSX630*Mic 1.3M ⁽¹⁾	LC1G265	LC1G150	LR9G500	125 ... 500
20	250	430	248.3	NSX630*Mic 1.3M ⁽¹⁾	LC1G265	LC1G150	LR9G500	125 ... 500

(1) Reference to be completed by replacing the * with the breaking performance code as per table given below:

Circuit breaker type	NSX100*MA	NSX160*MA, NSX250*MA	NSX400* NSX630*	GV4L/LE80*	GV4L/LE115*
Breaking performance I_q (kA) at 400/415V	50	50	50	50	50
Breaking performance code	N	N	N	N	N

For advanced protection, protection with Electronic Overcurrent Relays, heavy starting, please contact our sales teams.

Type 2 Co-ordination chart

Type 2 co-ordination chart for Star Delta starter with circuit breaker and overload protection built into circuit breaker

Reliable switching for IE2/IE3/IE4 motors



IE2



IE3



IE4

Rated operational voltage, $U_e = 400/415V$, 50/60Hz
Short Circuit Current (I_q) = 50kA / 70kA as per table

Sr. No.	3 Φ Motor power in kW	Line current in Amps	Phase current in Amps	I_q (kA)	Circuit Breaker	Main/Delta Contactor	Star Contactor
1	5,5	11.5	6.6	50	GV2P16	LC1D25	LC1D09
2	7,5	15.5	8.9	50	GV2P20	LC1D25	LC1D09
3	9	18.1	10.5	50	GV2P21	LC1D25	LC1D09
4	11	22	12.7	50	GV2P22	LC1D25	LC1D09
5	15	29	16,7	50	GV3P32	LC1D40A	LC1D09
6	18,5	35	20.2	50	GV3P40	LC1D50A	LC1D09
7	22	41	23.7	50	GV3P50	LC1D50A	LC1D18
8	30	55	31.8	50	GV3P65	LC1D65A	LC1D32
9	37	66	38.1	50	GV3P73	LC1D80A	LC1D32
10	37	66	38.1	70	GV4PE/PEM80 ^{*(1)}	LC1D80A	LC1D32
11	45	80	46.2	70	GV4PE/PEM115 ^{*(1)}	LC1D115	LC1D65A
12	55	97	56.0	70	GV4PE/PEM115 ^{*(1)}	LC1D115	LC1D65A
13	75	132	76.2	70	GV5P150 ^{*(1)}	LC1 D150	LC1D150
14	90	160	92.4	70	GV5P220 ^{*(1)}	LC1 G115	LC1D65
15	110	195	112.6	70	GV5P220 ^{*(1)}	LC1 G150	LC1D80
16	132	230	132.8	70	GV6P320 ^{*(1)}	LC1G150	LC1D95
17	160	280	161.7	70	GV6P320 ^{*(1)}	LC1G185	LC1G115
18	220	388	224.0	70	GV6P500 ^{*(1)}	LC1G265	LC1G150
19	250	430	248.3	70	GV6P500 ^{*(1)}	LC1G265	LC1G150

(1) Reference to be completed by replacing the * with the breaking performance code as per table given below:

Circuit breaker type	GV5P150*	GV5P220*	GV5P320*	GV6P500*	GV4PE/PEM80*	GV4PE/PEM115*
Breaking performance I_q (kA) at 400/415V	70	70	70	70	50	50
Breaking performance code	H	H	H	H	N	N

Type 2 Co-ordination chart

Type 2 Co-ordination chart for Direct-On-Line starter with circuit breaker and separate thermal overload relay

Reliable switching for IE2/IE3/IE4 motors



IE2



IE3



IE4

Sr. No.	3Φ Motor power in kW	Circuit Breaker	Contactors	Thermal Overload Relay
1	0.18	GV4L/LE02*	LC1D09	LRD05
2	0.25	GV4L/LE02*	LC1D09	LRD05
3	0.37	GV4L/LE02*	LC1D09	LRD06
4	0.55	GV4L/LE02*	LC1D09	LRD06
5	0.75	GV4L/LE02*	LC1D09	LRD07
6	1.1	GV4L/LE03*	LC1D25	LRD08
7	1.5	GV4L/LE07*	LC1D32+GV1L3	LRD08
8	2.2	GV4L/LE07*	LC1D32+GV1L3	LRD10
9	3	GV4L/LE07*	LC1D40A	LRD12
10	4	GV4L/LE12*	LC1D65A	LRD14
11	5.5	GV4L/LE12*	LC1D65A	LRD313
12	7.5	GV4L/LE25*	LC1D65A	LRD318
13	10	GV4L/LE25*	LC1D65A	LRD325
14	11	GV4L/LE25*	LC1D65A	LRD325
15	15	GV4L/LE50*	LC1D65A	LRD332
16	18.5	GV4L/LE50*	LC1D65A	LRD340
17	22	GV4L/LE50*	LC1D65A	LRD350
18	30	GV4L/LE80*	LC1D65A	LRD365

* - Reference to be completed by replacing the * with the breaking performance code as per table given below:

Performance Iq (kA) at 415V

Circuit breaker	Breaking performance code		
	B	N	S
GV4L/LE02-12	-	50	100
GV4L/LE25-115	25	50	100

Type 2 Co-ordination chart

Type 2 Co-ordination chart for Star Delta starter with circuit breaker and separate thermal overload relay

Reliable switching for IE2/IE3/IE4 motors



IE2



IE3



IE4

Sr. No.	P (kW)	I _e (A)	I _e /1,73 (A)	Circuit Breaker	Main/Delta Contactor	Star Contactor	Thermal Overload Relay	
1	0.25	0.85	0.5	GV4L/LE02*	LC1D09	LC1D09	LRD05	0.63...1
2	0.37	1	0.6	GV4L/LE02*	LC1D09	LC1D09	LRD06	1...1.7
3	0.55	1.5	0.9	GV4L/LE02*	LC1D09	LC1D09	LRD06	1...1.7
4	0.75	1.9	1.1	GV4L/LE02*	LC1D09	LC1D09	LRD07	1.6...2.5
5	1.1	2.7	1.6	GV4L/LE03*	LC1D25	LC1D09	LRD08	2.5...4
6	1.5	3.6	2.1	GV4L/LE07*	LC1D32+GV1L3	LC1D09	LRD08	2.5...4
7	2.2	4.9	2.8	GV4L/LE07*	LC1D32+GV1L3	LC1D09	LRD10	4...6
8	3	6.5	3.8	GV4L/LE07*	LC1D40A	LC1D09	LRD12	5.5...8
9	4	8.5	4.9	GV4L/LE12*	LC1D65A	LC1D09	LRD14	7...10
10	5.5	11.5	6.6	GV4L/LE12*	LC1D65A	LC1D09	LRD313	9...13
11	7.5	15.5	8.9	GV4L/LE25*	LC1D65A	LC1D09	LRD318	12...18
12	9	18.1	10.5	GV4L/LE25*	LC1D65A	LC1D09	LRD325	16...24
13	11	22	12.7	GV4L/LE25*	LC1D65A	LC1D09	LRD325	16...24
14	15	29	16.7	GV4L/LE50*	LC1D65A	LC1D18	LRD332	23...32
15	18.5	35	20.2	GV4L/LE50*	LC1D65A	LC1D18	LRD340	30...40
16	22	41	23.7	GV4L/LE50*	LC1D65A	LC1D18	LRD350	37...50
17	30	55	31.8	GV4L/LE80*	LC1D65A	LC1D25	LRD365	48...65
18	37	66	38.1	GV4L/LE80*(1)	LC1D80A	LC1D32	LRD3357	37..50

* - Reference to be completed by replacing the * with the breaking performance code as per table given below:

Performance I_q (kA) at 415V

Circuit breaker	Breaking performance code		
	B	N	S
GV4L/LE02-12	-	50	100
GV4L/LE25-115	25	50	100

Type 2 Co-ordination chart with TeSys range (With TeSys G Contactors and Relays)

Type 2 co-ordination chart for Direct-On-Line starter with circuit breaker and overload protection built into the circuit breaker

Reliable
switching for
IE2/IE3/IE4
motors



IE2



IE3



IE4

Rated operational voltage, $U_e = 400/415V, 50/60Hz$
Short Circuit Current (I_q) = 50kA

45 to 250 kW at 400/415V: type 2 coordination (with ref. GV4, GV5, GV6 circuit breakers)							
Sr. No.	Standard power ratings of 3-phase motors 50/60 Hz in category AC-3e			Circuit breaker			Contactor
	400/415V			Reference ⁽¹⁾	Ir Setting	I _{rm}	Reference
	P	I _e	I _q (max)				
	kW	A	kA	A	A		
1	45	80	100	GV4P/GV4PE/GV4PEM115●	86	1118	LC1G115
2	55	97	100	GV4P115●	100	1300	LC1G115
3	55	97	70	GV5P150●	100	1300	LC1G115
4	75	132	70	GV5P150●	140	1820	LC1G150
5	90	160	70	GV5P220●	170	2210	LC1G185
6	110	195	70	GV5P220●	200	2600	LC1G225
7	110	195	70	GV6P320●	200	2600	LC1G265
8	132	230	70	GV6P320●	240	3120	LC1G265
9	160	280	70	GV6P320●	300	3900	LC1G330
10	200	350	70	GV6P500●	380	4940	LC1G400
11	220	380	70	GV6P500●	400	5200	LC1G500
12	250	430	70	GV6P500●	440	5720	LC1G500

(1) Reference to be completed by replacing the ● with the breaking performance code:

Breaking performance I_q (kA)

Code	GV4P/GV4PE/GV4PEM115●			GV5P150●/ 220● GV6P320●/ 500●	
	B	N	S	F	H
400/415V	25	50	100	36	70

Type 2 Co-ordination chart with TeSys range (With TeSys G Contactors and Relays)

Type 2 co-ordination chart for Direct-On-Line starter with circuit breaker and separate relay

Reliable
switching for
IE2/IE3/IE4
motors



IE2



IE3



IE4

Rated operational voltage, $U_e = 400/415V, 50/60Hz$
Short Circuit Current (I_q) = 50kA

45 to 335 kW at 400/415V: type 2 coordination (with ref GV4, or NSX circuit breakers)								
Sr. No.	Standard power ratings of 3-phase motors 50/60 Hz in category AC-3e			Circuit breaker		Contactor	Contactor	
	400/415V			Reference ⁽¹⁾	I _{rm}	Reference	Reference	Ir Setting
	P	I _e	I _q (max)					
kW	A	kA		A			A	
1	45	80	100	GV4L/GV4LE115●	1265	LC1G115	LR9G115	80
2	55	97	100	GV4L/GV4LE115●	1100	LC1G115	LR9G225	80
3	45	80	130	NSX100● + MA	1265	LC1G115	LR9G115	97
4	55	97	130	NSX160● + MA	1500	LC1G115	LR9G225	97
5	75	132	130	NSX160● + MA	1800	LC1G150	LR9G225	132
6	90	160	130	NSX250● + MA	2640	LC1G185	LR9G225	160
7	110	195	130	NSX250● + MA	2640	LC1G225	LR9G225	195
8	110	195	130	NSX400● + Micrologic 1.3M	3520	LC1G265	LR9G500	195
9	132	230	130	NSX400● + Micrologic 1.3M	3520	LC1G265	LR9G500	230
10	160	280	130	NSX400● + Micrologic 1.3M	3840	LC1G330	LR9G500	280
11	200	350	130	NSX630● + Micrologic 1.3M	5500	LC1G400	LR9G500	350
12	220	380	130	NSX630● + Micrologic 1.3M	5500	LC1G500	LR9G500	380
13	250	430	130	NSX630● + Micrologic 1.3M	6000	LC1G500	LR9G500	430
14	300	460	130	NS800● + Micrologic 5	8800	LC1G630	LR9G630	460
15	335	575	130	NS800● + Micrologic 5	9600	LC1G630	LR9G630	575

(1) Reference to be completed by replacing the ● with the breaking performance code:

Breaking performance I_q (kA)

Code	GV4L115●/ GV4LE115●			NSX100●/ NSX160●/ NSX250●/ NSX400●/ NSX630●				NS800●		
	B	N	S	F	N	H	R	N	H	L
400/415V	25	50	100	36	50	70	200	50	70	150

Magnetic circuit breakers + Contactor + TeSys T + current transformers

90 to 250 kW at 400/415V: type 2 coordination									
Sr. No.	Standard power ratings of 3-phase motors 50/60 Hz in category AC-3e			Circuit breaker		Contactor	TeSys T Motor management controller		Current transformers
	400/415V			Reference ⁽¹⁾	Rating I _{rm}	Reference	Reference ⁽²⁾	Ir Setting	Reference
	P	I _e	I _q (max)						
kW	A	kA		A			A		
1	90	160	130	NSX250● + MA	2200	LC1G185	LTMR08●●	160	LT6CT2001
2	110	195	130	NSX250● + MA	2640	LC1G225	LTMR08●●	195	LT6CT2001
3	132	230	130	NSX400● + Micrologic 1.3M	3200	LC1G265	LTMR08●●	230	LT6CT4001
4	150	280	130	NSX400● + Micrologic 1.3M	3840	LC1G330	LTMR08●●	280	LT6CT4001
5	200	350	130	NSX630● + Micrologic 1.3M	5000	LC1G400	LTMR08●●	350	LT6CT4001
6	220	388	130	NSX630● + Micrologic 1.3M	5500	LC1G500	LTMR08●●	388	LT6CT4001
7	250	430	130	NSX630● + Micrologic 1.3M	6000	LC1G500	LTMR08●●	430	LT6CT8001

(1) Reference to be completed by replacing the ● with the breaking performance code:

Breaking performance I_q (kA)

Code	NSX250●/ NSX400●/ NSX630●			
	F	N	H	R
400/415V	36	50	70	200

Type 2 Co-ordination chart with TeSys range (With TeSys G Contactors and Relays)

Type 2 co-ordination chart for Star Delta starter with circuit breaker and overload protection built into circuit breaker

Reliable switching for IE2/IE3/IE4 motors



IE2



IE3



IE4

Rated operational voltage, $U_e = 400/415V, 50/60Hz$
Short Circuit Current (I_q) = 50kA / 70kA as per table

Contactor: **Maximum operating rate:** 30 starts/hour - **Maximum starting time:** 30 seconds.

The coordination table is for normal starting conditions (Class 10e/ 20e). For other heavy starting applications with long start times, please contact technical support.

RE17RMMWS timer to be used for Star-Delta starter application.

90 to 250 kW at 400/415V: type 2 coordination

Sr. No.	Standard power ratings of 3-phase motors 50/60 Hz in category AC-3			Circuit breaker			Contactor Line/ Delta	Contactor Star
	400/415V			Reference ⁽¹⁾	Ir Setting	Irm	Reference	
	P kW	Ie A	Iq (max) kA					
1	90	160	70	GV5P220●	170	1360	LC1G115	LC1D65
2	110	195	70	GV5P220●	200	1600	LC1G150	LC1D80
3	110	195	70	GV6P320●	200	1600	LC1G150	LC1D80
4	132	230	70	GV6P320●	240	1920	LC1G150	LC1D95
5	160	280	70	GV6P320●	300	2400	LC1G185	LC1G115
6	200	350	70	GV6P500●	380	3040	LC1G225	LC1G115
7	220	380	70	GV6P500●	400	3200	LC1G265	LC1G150
8	250	430	70	GV6P500●	440	3520	LC1G265	LC1G150

(1) Reference to be completed by replacing the ● with the breaking performance code:

Breaking performance Iq (kA)

Code	GV5P220● GV6P320●/GV6P500●	
	F	H
400/415V	36	70

90 to 450 kW at 400/415V: type 2 coordination

Sr. No.	Standard power ratings of 3-phase motors 50/60 Hz in category AC-3			Circuit breaker			Contactor Line/ Delta	Contactor Star
	400/415V			Reference ⁽¹⁾	Ir Setting	Irm	Reference	
	P kW	Ie A	Iq (max) kA					
1	90	160	130	NSX250● + Micrologic 2.2M	170	1360	LC1G115	LC1D65
2	110	195	130	NSX250● + Micrologic 2.2M	200	1600	LC1G150	LC1D80
3	110	195	130	NSX400● + Micrologic 2.3M	200	1600	LC1G150	LC1D80
4	132	230	130	NSX400● + Micrologic 2.3M	240	1920	LC1G150	LC1D95
5	160	280	130	NSX400● + Micrologic 2.3M	300	2400	LC1G185	LC1G115
6	200	350	130	NSX630● + Micrologic 2.3M	380	3040	LC1G225	LC1G115
7	220	380	130	NSX630● + Micrologic 2.3M	400	3200	LC1G265	LC1G150
8	250	430	130	NSX630● + Micrologic 2.3M	440	3520	LC1G265	LC1G150
9	300	460	130	NS800● + Micrologic 5	480	3840	LC1G330	LC1G185
10	335	575	130	NS800● + Micrologic 5	640	5120	LC1G400	LC1G225
11	355	610	130	NS800● + Micrologic 5	640	5120	LC1G400	LC1G225
12	400	690	130	NS800● + Micrologic 5	720	5760	LC1G500	LC1G265
13	450	770	130	NS1000● + Micrologic 5	784	6272	LC1G500	LC1G330

(1) Reference to be completed by replacing the ● with the breaking performance code:

Breaking performance Iq (kA)

Code	NSX250●/ NSX400●/ NSX630●				NS800●/ NS1000●		
	F	N	H	R	N	H	L
400/415V	36	50	70	200	50	70	150

Type 2 Co-ordination chart with TeSys range (With TeSys G Contactors and Relays)

Type 2 Co-ordination chart for Direct-On-Line starter with circuit breaker and separate thermal overload relay

Reliable switching for IE2/IE3/IE4 motors



IE2



IE3



IE4

Contactor: **Maximum operating rate:** 30 starts/hour - **Maximum starting time:** 30 seconds.
The coordination table is for normal starting conditions (Class 10e/ 20e). For other heavy starting applications with long start times, please contact technical support.
RE17RMMWS timer to be used for Star-Delta starter application.

90 to 450 kW at 400/415V: type 2 coordination

Sr. No.	Standard power ratings of 3-phase motors 50/60 Hz in category AC-3			Circuit breaker		Contactor Line/ Delta	Contactor Star	Thermal overload relay	
	400/415V			Reference ⁽¹⁾	I _{rm}	Reference		Reference	Setting range
	P	I _e	I _q (max)						
	kW	A	kA	A	A				
1	90	160	130	NSX250● + MA	1980	LC1G115	LC1D65	LR9G115	92
2	110	195	130	NSX250● + MA	1980	LC1G150	LC1D80	LR9G225	113
3	110	195	130	NSX400● + Micrologic 1.3M	1920	LC1G150	LC1D80	LR9G225	113
4	132	230	130	NSX400● + Micrologic 1.3M	1920	LC1G150	LC1D80	LR9G225	133
5	160	280	130	NSX400● + Micrologic 1.3M	2560	LC1G185	LC1G115	LR9G225	162
6	200	350	130	NSX630● + Micrologic 1.3M	3000	LC1G225	LC1G150	LR9G225	202
7	220	380	130	NSX630● + Micrologic 1.3M	3500	LC1G265	LC1G150	LR9G500	219
8	250	430	130	NSX630● + Micrologic 1.3M	3500	LC1G265	LC1G150	LR9G500	248
9	300	460	130	NS800● + Micrologic 5	4000	LC1G330	LC1G185	LR9G500	266
10	335	575	130	NS800● + Micrologic 5	4800	LC1G400	LC1G225	LR9G500	332
11	355	610	130	NS800● + Micrologic 5	5600	LC1G400	LC1G225	LR9G500	352
12	400	627	130	NS800● + Micrologic 5	5600	LC1G400	LC1G225	LR9G500	362
13	450	695	130	NS800● + Micrologic 5	6400	LC1G500	LC1G265	LR9G500	401

(1) Reference to be completed by replacing the ● with the breaking performance code:

Breaking performance I_q (kA)

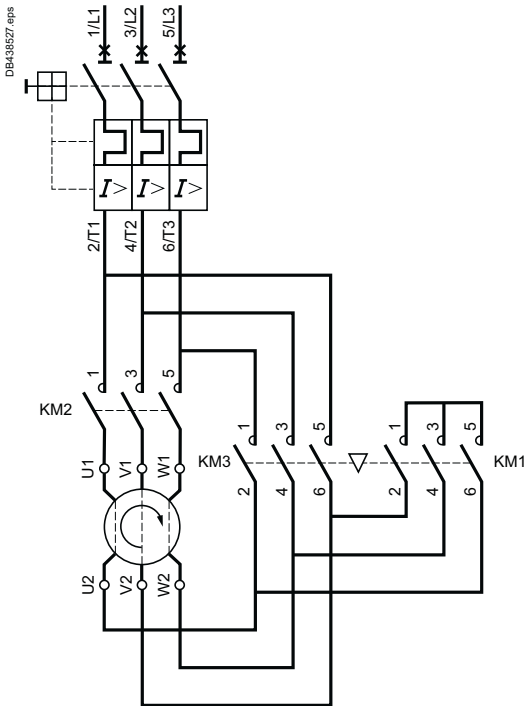
Code	NSX250●/ NSX400●/ NSX630●				NS800●		
	F	N	H	R	N	H	L
400/415V	36	50	70	200	50	70	150

TeSys Giga series - Device selection

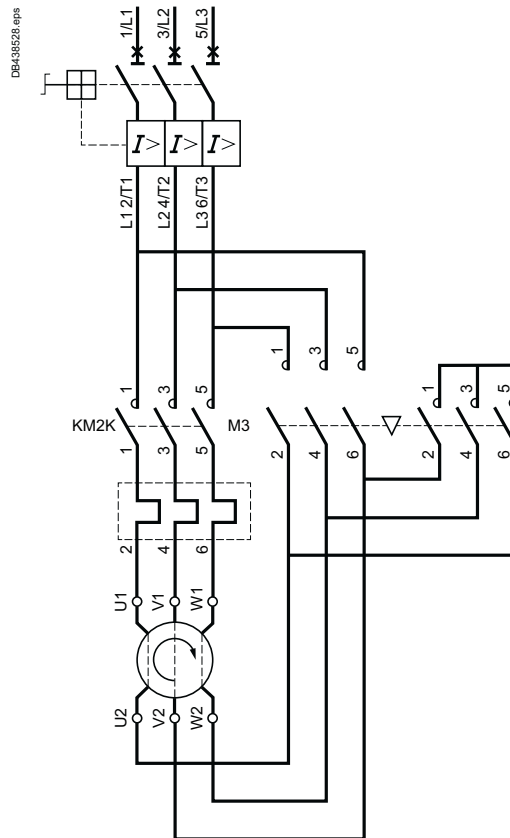
Coordination tables
 Star-Delta motor starter - Common circuit diagrams

Star-Delta motor 'Power' circuit diagram

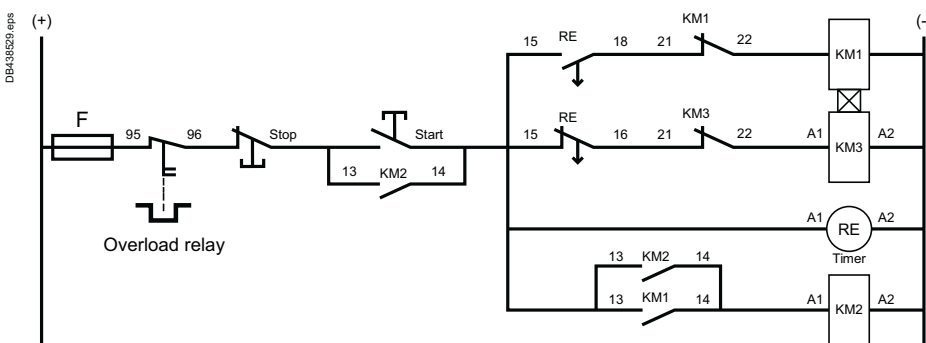
Thermal magnetic circuit breaker + contactors



Magnetic circuit breaker + contactors + overload relay



Star-Delta Motor 'Control' circuit diagram



Recommended timing relay (RE): Zelio Time ref. RE17RMMW (12...240 V AC/DC 50/60 Hz – 8 A AC/DC contacts)

Type 2 Recommended Selection Charts for Motor Feeder with EasyPact

Notes:

- Selection is for Normal Starting time (Relay Trip classes 10A/10) applications.
- Overload relay type LRE and EOCR both can be used. However, while using EOCR, setting of Trip class in EOCR should be up to 10/10A only.
- For high Inertia loads like Blowers, Pumps & ID/FD fans etc., if taking longer starting time, kindly consult us to derive the selection. However, this selection can still be used if these applications accept relay trip class 10A/10.
- Service factor of the motors considered is 1
- Selection is directly valid for Switching & Protection of Motors which comply to IS: 12615 efficiency class and can also be used for other non-standard motors whose starting current is less than or equal to starting currents as described in IS: 12615
- The rated motor current used for derivation is Full Load Current (FLC) for 3-phase, 4 Pole Squirrel Cage Induction Motors as indicated in IS: 12615. Selection can also be used for 2 Pole, 6 Pole and 8 Pole Motors based on rated motor current.
- Higher ratings of Contactors can be used in place of recommended combinations.
- These charts are derived basis Type-2 Methodology described in IEC 60947-4, Clause B.4.5.
- For Star-Delta Motor feeders, In-side delta wiring is considered.
- For Star Delta Motor feeders, proper Change-over time and Pause time must be ensured. Selected combination of Motor feeders components in this chart are valid only and only when used along with timer MSMI06 and equivalent timer from Schneider.
- This selection is valid only for suggested Product combinations. Change in any of the recommended combination including timer will invalidate the recommendations and Human safety, Installation safety and product safety requirements may not be fulfilled.
- In case of motor feeders with Circuit breaker, ensure proper Instantaneous setting as suggested in respective charts, if any.
- Max. Operating rate per Hour for contactors & Circuit breaker for Motor protection shall not be exceeded.
- Product evolution and improvement is a Continuous process at Schneider Electric. Hence, recommendations and guidelines are subject to change. Contact Schneider Electric for latest guidelines.

Contact our nearest sales office for application specific Custom / optimised selection for your motor feeders having motors with service factor more than 1, longer starting time applications, Closed transition star delta starters, other than 400/415V perational voltages, starting currents / inrush currents lower than specified in IS 12615

Selection Chart

Direct-on-Line starters with circuit-breaker and overload protection built into the circuit-breaker
Type GZ1E

Reliable
switching for
IE2/IE3 motors



IE2



IE3

Rated Operational Voltage, $U_e = 400/415V, 50/60Hz$
Short Circuit Current $I_q = 50kA$

Type-2 Recommended Selection


Sr. No.	3Φ Motors			I _q Current (kA)	Contactor	Overload Relay		Circuit Breaker	
	kW	HP	FLC - I _n (Amps)			Type	Range (A)	Type	Rating (A)
1	0.06	x	0.19	50	LC1E09	In-built in Circuit Breaker		GZ1E02	0.16 - 0.25
2	0.09	x	0.28	50	LC1E09			GZ1E03	0.25 - 0.4
3	0.12	0.16	0.51	50	LC1E09			GZ1E04	0.4 - 0.63
4	0.18	0.25	0.6	50	LC1E09			GZ1E04	0.4 - 0.63
5	0.25	0.33	0.8	50	LC1E09			GZ1E05	0.63 - 1
6	0.37	0.5	1.4	50	LC1E09			GZ1E06	1 - 1.6
7	0.55	0.75	1.7	50	LC1E09			GZ1E07	1.6 - 2.5
8	0.75	1	2.2	50	LC1E09			GZ1E07	1.6 - 2.5
9	1.1	1.5	2.9	50	LC1E09			GZ1E08	2.5 - 4
10	1.3	1.75	3	50	LC1E09			GZ1E08	2.5 - 4
11	1.5	2	3.8	50	LC1E09			GZ1E08	2.5 - 4
12	2.2	3	5.1	50	LC1E18			GZ1E10	4 - 6.3
13	3	4	6	50	LC1E18			GZ1E14	6 - 10
14	3.7	5	8.1	50	LC1E25			GZ1E14	6 - 10
15	4	5.5	8.5	50	LC1E25			GZ1E14	6 - 10
16	5.5	7.5	11.4	50*	LC1E32			GZ1E16	9 - 14
17	7.5	10	15.4	50*	LC1E32			GZ1E20	13 - 18
18	9.3	12.5	17.3	50*	LC1E40B			GZ1E21	17 - 23
19	11	15	22	50*	LC1E40B			GZ1E22	20 - 25
20	13	17.5	24	50*	LC1E50			GZ1E32	24 - 32
21	15	20	30	50*	LC1E50			GZ1E32	24 - 32

* 50kA With current Limiter type GV1L3, 10kA without current limiter

Selection Chart

Direct-On-Line starters with circuit-breaker GZL 1LE and separate thermal overload relay

Reliable switching for IE2/IE3 motors



Rated Operational Voltage, $U_e = 400/415V, 50/60Hz$
 Short Circuit Current $I_q = 50kA$ upto 4kw and above 4kw with 50kA
 With current Limiter type GV1L3, 10kA without current limiter

Type-2 Recommended Selection

Sr. No.	P (kW)	I_e (A)	Circuit Breaker	Contactor	Thermal Overload relay	Range (A)
1	0.09	0.4	GZ1LE03	LC1E09	LRE03	0.25...0.40
2	0.18	0.63	GZ1LE04	LC1E09	LRE04	0.4...0.63
3	0.25	1	GZ1LE05	LC1E09	LRE05	0.63...1
4	0.37	1.4	GZ1LE06	LC1E09	LRE06	1...1.6
5	0.75	2.2	GZ1LE07	LC1E09	LRE07	1.6...2.5
6	1.5	3.8	GZ1LE08	LC1E09	LRE08	2.5...4
7	2.2	5.1	GZ1LE10	LC1E18	LRE10	4...6
8	4	8.5	GZ1LE14	LC1E25	LRE14	7...10
9	5.5	11.4	GZ1LE16	LC1E32	LRE16	9...13
10	7.5	15.4	GZ1LE20	LC1E32	LRE21	12...18
11	9.3	17.3	GZ1LE22	LC1E40	LRE22	16...24
12	11	22	GZ1LE22	LC1E40	LRE22	16...24
13	15	30	GZ1LE32	LC1E50	LRE32	23...32

Star Delta starters with circuit-breaker GZL 1LE and separate thermal overload relay

Type-2 Recommended Selection

Sr. No.	P (kW)	I_e (A)	$I_e/1,73$ (A)	Circuit Breaker	Main/Delta Contactor	Star Contactor	Thermal Overload Relay	
1	0.09	0.4	0.2	GZ1LE03	LC1E09	LC1E09	LRE02	0.16...0.25
2	0.18	0.63	0.4	GZ1LE04	LC1E09	LC1E09	LRE03	0.25...0.40
3	0.25	1	0.6	GZ1LE05	LC1E09	LC1E09	LRE04	0.4...0.63
4	0.37	1.4	0.8	GZ1LE06	LC1E09	LC1E09	LRE05	0.63...1
5	0.75	2.2	1.3	GZ1LE07	LC1E09	LC1E09	LRE06	1...1.6
6	1.5	3.8	2.2	GZ1LE08	LC1E09	LC1E09	LRE07	1.6...2.5
7	2.2	5.1	2.9	GZ1LE10	LC1E18	LC1E09	LRE08	2.5...4
8	4	8.5	4.9	GZ1LE14	LC1E25	LC1E09	LRE10	4...6
9	5.5	11.4	6.6	GZ1LE16	LC1E32	LC1E09	LRE12	5.5...8
10	7.5	15.4	8.9	GZ1LE20	LC1E32	LC1E09	LRE14	7...10
11	9.3	17.3	10.0	GZ1LE22	LC1E40B	LC1E18	LRE16	9...13
12	11	22	12.7	GZ1LE22	LC1E40B	LC1E18	LRE16	9...13
13	15	30	17.3	GZ1LE32	LC1E50	LC1E18	LRE21	12...18

Selection Chart

Direct-on-Line starters with Fuses and overload protection by separate overload relay type LRE (thermal) or EOCR** (up to Trip class 10/10A)

Reliable
switching for
IE2 motors



IE2

Rated Operational Voltage, $U_e = 400/415V, 50/60Hz$
Short Circuit Current $I_q = 50kA$

Type-2 Recommended Selection

Sr. No.	3Φ Motors			Contactor	Overload Relay		Nominal Back-up Fuse			SDF
	kW	HP	FLC - I_n (Amps)		Type	Range (A)	Fuse	Fuse Rating	Fuse Size	
1	0.12	0.16	0.51	LC1E09	LRE04	0.4-0.63	4NHG000B	4	000	NX032
2	0.18	0.25	0.6	LC1E09	LRE04	0.4-0.63	4NHG000B	4	000	NX032
3	0.25	0.33	0.8	LC1E09	LRE05	0.63-1	4NHG000B	4	000	NX032
4	0.37	0.5	1.4	LC1E09	LRE06	1-1.6	4NHG000B	4	000	NX032
5	0.55	0.75	1.7	LC1E09	LRE06	1-1.6	4NHG000B	4	000	NX032
6	0.75	1	2.2	LC1E09	LRE07	1.6-2.5	6NHG000B	6	000	NX032
7	1.1	1.5	2.9	LC1E09	LRE08	2.5-4	10NHG000B	10	000	NX032
8	1.3	1.75	3	LC1E09	LRE08	2.5-4	10NHG000B	10	000	NX032
9	1.5	2	3.8	LC1E09	LRE08	2.5-4	10NHG000B	10	000	NX032
10	2.2	3	5.1	LC1E09	LRE10	4-6	16NHG000B	16	000	NX032
11	3	4	6	LC1E09	LRE12	5.5-8	20NHG000B	20	000	NX032
12	3.7	5	8.1	LC1E09	LRE14	7-10	20NHG000B	20	000	NX032
13	4	5.5	8.5	LC1E09	LRE14	7-10	20NHG000B	20	000	NX032
14	5.5	7.5	11.4	LC1E12	LRE16	9-13	25NHG000B	25	000	NX032
15	7.5	10	15.4	LC1E18	LRE21	12-18	32NHG000B	32	000	NX063
16	9.3	12.5	17.3	LC1E25	LRE22	16-24	50NHG000B	50	000	NX063
17	11	15	22	LC1E25	LRE22	16-24	50NHG000B	50	000	NX063
18	13	17.5	24	LC1E32	LRE32	23-32	50NHG000B	50	000	NX063
19	15	20	30	LC1E32	LRE32	23-32	63NHG000B	63	000	NX063
20	18.5	25	36	LC1E40	LRE355	30-40	80NHG000B	80	000	NX080
21	22	30	43	LC1E50	LRE357	37-50	80NHG000B	80	000	NX080
22	30	40	56	LC1E65	LRE359	48-65	100NHG000B	100	000	NX100
23	37	50	69	LC1E80	LRE363	63-80	125NHG00B	125	00	NX125
24	45	60	84	LC1E95	LRE365	80-104	160NHG00B	160	00	NX160
25	55	75	99	LC1E120	LRE482	84-135	160NHG00B	160	00	NX160
26	75	100	134	LC1E160	LRE483*	124-198	250NHG1B	250	1	NX250
27	80	110	139	LC1E160	LRE483*	124-198	250NHG1B	250	1	NX250
28	90	120	164	LC1E200	LRE483	124-198	250NHG1B	250	1	NX250
29	110	150	204	LC1E250	LRE484	146-234	250NHG1B	250	1	NX250
30	125	170	234	LC1E250	LRE485	174-279	315NHG2B	315	2	NX315
31	132	180	247	LC1E250	LRE485	174-279	315NHG2B	315	2	NX315
32	160	215	288	LC1E300	LRE486	208-333	400NHG2B	400	2	NX400
33	180	240	298	LC1E300	LRE486	208-333	400NHG2B	400	2	NX400
34	200	270	348	LC1E400	LRE487	258-414	400NHG2B	400	2	NX400
35	225	300	360	LC1E400	LRE487	258-414	500NHG3B	500	3	NX630
36	250	335	435	LC1E500	LRE488	321-513	630NHG3B	630	3	NX630
37	275	370	440	LC1E500	LRE488	321-513	630NHG3B	630	3	NX630
38	315	425	548	LC1E630	LRE489	394-630	800NHG3B	800	3	NA
39	335	452	580	LC1E630	LRE489	394-630	800NHG3B	800	3	NA

* Relay can match with contactor electrically (i.e Cannot be directly mounted), rest all relays are suitable for direct mounting as per catalogue.

** Selection valid upto Trip class 10/10A, Contact nearest sales office for details of EOCR to be used with this selection charts.

Selection Chart

Star Delta starters with Fuses and overload protection by separate overload relay type LRE (thermal) or EOCR** (up to Trip class 10/10A)

Reliable switching for IE2 motors



IE2

Rated Operational Voltage, $U_e = 400/415V, 50/60Hz$
Short Circuit Current $I_q = 50kA$

Type-2 Recommended Selection

Sr. No.	3Φ Motors				Contactor			Overload Relay		Nominal Back-up Fuse			SDF	Minimum Pause time (mSec)	Star-Delta Timer#
	kW	HP	FLC - I_n (Amps)		Main	Delta	Star	Type	Range (A)	Fuse type	Fuse Rating	Fuse Size			
			Line	Phase											
1	0.75	1	2.2	1.3	LC1E09	LC1E09	LC1E09	LRE06	1-1.6	4NHG000B	4	000	NX032	50	MSMI06
2	1.1	1.5	2.9	1.7	LC1E09	LC1E09	LC1E09	LRE07	1.6-2.5	4NHG000B	4	000	NX032	50	MSMI06
3	1.3	1.75	3	1.7	LC1E09	LC1E09	LC1E09	LRE07	1.6-2.5	4NHG000B	4	000	NX032	50	MSMI06
4	1.5	2	3.8	2.2	LC1E09	LC1E09	LC1E09	LRE07	1.6-2.5	6NHG000B	6	000	NX032	50	MSMI06
5	2.2	3	5.1	2.9	LC1E09	LC1E09	LC1E09	LRE08	2.5-4	10NHG000B	10	000	NX032	50	MSMI06
6	3	4	6	3.5	LC1E09	LC1E09	LC1E09	LRE08	2.5-4	10NHG000B	10	000	NX032	50	MSMI06
7	3.7	5	8.1	4.7	LC1E09	LC1E09	LC1E09	LRE10	4-6	10NHG000B	10	000	NX032	50	MSMI06
8	4	5.5	8.5	4.9	LC1E09	LC1E09	LC1E09	LRE10	4-6	16NHG000B	16	000	NX032	50	MSMI06
9	5.5	7.5	11.4	6.6	LC1E09	LC1E09	LC1E09	LRE12	5.5-8	16NHG000B	16	000	NX032	50	MSMI06
10	7.5	10	15.4	8.9	LC1E09	LC1E09	LC1E09	LRE14	7-10	20NHG000B	20	000	NX032	50	MSMI06
11	9.3	12.5	17.3	10.0	LC1E12	LC1E12	LC1E09	LRE14	7-10	20NHG000B	20	000	NX032	50	MSMI06
12	11	15	22	12.7	LC1E18	LC1E18	LC1E09	LRE16	9-13	32NHG000B	32	000	NX032	50	MSMI06
13	15	20	30	17.3	LC1E18	LC1E18	LC1E09	LRE21	12-18	40NHG000B	40	000	NX063	50	MSMI06
14	18.5	25	36	20.8	LC1E25	LC1E25	LC1E09	LRE22	16-24	40NHG000B	40	000	NX063	50	MSMI06
15	22	30	43	24.8	LC1E25	LC1E25	LC1E25	LRE32	23-32	50NHG000B	50	000	NX063	50	MSMI06
16	30	40	56	32.3	LC1E40	LC1E40	LC1E25	LRE355	30-40	63NHG000B	63	000	NX063	50	MSMI06
17	37	50	69	39.8	LC1E50	LC1E50	LC1E32	LRE355	30-40	80NHG000B	80	000	NX080	50	MSMI06
18	45	60	84	48.5	LC1E50	LC1E50	LC1E32	LRE357	37-50	100NHG000B	100	00	NX125	50	MSMI06
19	55	75	99	57.2	LC1E65	LC1E65	LC1E40	LRE359	48-65	125NHG000B	125	00	NX125	50	MSMI06
20	75	100	134	77.4	LC1E80	LC1E80	LC1E65	LRE363	63-80	160NHG000B	160	00	NX160	50	MSMI06
21	80	110	139	80.3	LC1E80	LC1E80	LC1E80	LRE363	63-80	160NHG000B	160	00	NX160	50	MSMI06
22	90	120	164	94.7	LC1E95	LC1E95	LC1E80	LRE365	80-104	200NHG1B	200	1	NX200	50	MSMI06
23	110	150	204	117.8	LC1E120	LC1E120	LC1E95	LRE482	84-135	250NHG1B	250	1	NX250	50	MSMI06
24	125	170	234	135.1	LC1E160	LC1E160	LC1E120	LRE483*	124-198	250NHG1B	250	1	NX250	50	MSMI06
25	132	180	247	142.6	LC1E160	LC1E160	LC1E120	LRE483*	124-198	250NHG1B	250	1	NX250	50	MSMI06
26	150	200	248	143.2	LC1E160	LC1E160	LC1E120	LRE483*	124-198	250NHG1B	250	1	NX250	50	MSMI06
27	160	215	288	166.3	LC1E200	LC1E200	LC1E160	LRE483	124-198	315NHG2B	300	2	NX315	50	MSMI06
28	180	240	298	172.1	LC1E200	LC1E200	LC1E160	LRE483	124-198	315NHG2B	300	2	NX315	50	MSMI06
29	200	270	348	200.9	LC1E250	LC1E250	LC1E160	LRE484	146-234	400NHG2B	400	2	NX400	50	MSMI06
30	225	300	360	207.9	LC1E250	LC1E250	LC1E160	LRE484	146-234	400NHG2B	400	2	NX400	50	MSMI06
31	250	335	435	251.2	LC1E300	LC1E300	LC1E200	LRE485	174-279	450NHG3B	450	3	NX630	50	MSMI06
32	275	370	440	254.0	LC1E300	LC1E300	LC1E200	LRE485	174-279	450NHG3B	450	3	NX630	50	MSMI06
33	315	425	548	316.4	LC1E400	LC1E400	LC1E250	LRE486	208-333	630NHG3B	630	3	NX630	50	MSMI06
34	335	452	580	334.9	LC1E400	LC1E400	LC1E250	LRE487	258-414	630NHG3B	630	3	NX630	50	MSMI06
35	355	475	618	356.8	LC1E400	LC1E400	LC1E250	LRE487	258-414	630NHG3B	630	3	NX630	50	MSMI06
36	375	502	653	377.0	LC1E400	LC1E400	LC1E250	LRE487	258-414	800NHG3B	800	3	NA	50	MSMI06
37	400	535	674	389.1	LC1E500	LC1E500	LC1E300	LRE487	258-414	800NHG3B	800	3	NA	200	MSMI06

* Relay can match with contactor electrically (i.e Cannot be directly mounted), rest all relays are suitable for direct mounting as per catalogue. Use alternate suggested for direct mounting.

**Selection valid upto Trip class 10/10A, Contact nearest sales office for details of EOCR to be used with this selection charts.

For guaranteed performance, Motor feeders built using this chart must make use of MSMI06 or equivalent Schneider Electric make timer only.

Selection Chart

Direct-on-Line starters with circuit-breaker type CVS and overload protection by separate overload relay type LRE (thermal) or EOCR** (up to Trip class 10/10A)

Reliable
switching for
IE2/IE3 motors



IE2



IE3

Rated Operational Voltage, $U_e = 400/415V, 50/60Hz$
Short Circuit Current $I_q = 50kA$

Type-2 Recommended Selection

Sr. No.	3Φ Motors			Contactor	Overload Relay		Circuit Breaker			
	kW	HP	FLC - I_n (Amps)		Type	Range (A)	Type	Trip Unit Rating	Magnetic Setting Range	Setting on Trip Unit in Amps
1	0.37	0.5	1.4	LC1E09	LRE06	1-1.6	CVS100-MA	2.5	6-14	15
2	0.55	0.75	1.7	LC1E09	LRE07	1.6-2.5	CVS100-MA	2.5	6-14	17.5
3	0.75	1	2.2	LC1E09	LRE07	1.6-2.5	CVS100-MA	2.5	6-14	22.5
4	1.1	1.5	2.9	LC1E09	LRE08	2.5-4	CVS100-MA	6.3	6-14	31.5
5	1.3	1.75	3	LC1E09	LRE08	2.5-4	CVS100-MA	6.3	6-14	31.5
6	1.5	2	3.8	LC1E09	LRE08	2.5-4	CVS100-MA	6.3	6-14	37.8
7	2.2	3	5.1	LC1E18	LRE10	4-6	CVS100-MA	6.3	6-14	63
8	3	4	6	LC1E18	LRE10	4-6	CVS100-MA	6.3	6-14	69.3
9	3.7	5	8.1	LC1E25	LRE14	7-10	CVS100-MA	12.5	6-14	100
10	4	5.5	8.5	LC1E25	LRE14	7-10	CVS100-MA	12.5	6-14	100
11	5.5	7.5	11.4	LC1E32	LRE16	9-13	CVS100-MA	12.5	6-14	137.5
12	7.5	10	15.4	LC1E32	LRE21	12-18	CVS100-MA	25	6-14	175
13	9.3	12.5	17.3	LC1E32	LRE21	12-18	CVS100-MA	25	6-14	200
14	11	15	22	LC1E40B	LRE22	16-24	CVS100-MA	25	6-14	275
15	13	17.5	24	LC1E40B	LRE22	16-24	CVS100-MA	25	6-14	300
16	15	20	30	LC1E50	LRE32* or LRE353	23-32	CVS100-MA	50	6-14	350
17	18.5	25	36	LC1E65	LRE35* or LRE355	30-38* 30-40	CVS100-MA	50	6-14	450
18	22	30	43	LC1E65	LRE357	37-50	CVS100-MA	50	6-14	500
19	30	40	56	LC1E80	LRE359	48-65	CVS100-MA	100	6-14	700
20	37	50	69	LC1E95	LRE361	55-70	CVS100-MA	100	6-14	800
21	45	60	84	LC1E120	LRE482	84-135	CVS100-MA	100	6-14	1000
22	55	75	99	LC1E160	LRE482	84-135	CVS100-MA	100	6-14	1200
23	75	100	134	LC1E160	LRE482	84-135	CVS250-MA	150	9-14	1650
24	80	110	139	LC1E160	LRE483	124-198	CVS250-MA	150	9-14	1650
25	90	120	164	LC1E200	LRE483	124-198	CVS250-MA	220	9-14	1980
26	110	150	204	LC1E250	LRE484	146-234	CVS250-MA	220	9-14	2420
27	125	170	234	LC1E300	LRE484	146-234	CVS400-MA	320	6-13	2880
28	132	180	247	LC1E300	LRE485	174-279	CVS400-MA	320	6-13	3200
29	160	215	288	LC1E400	LRE486	208-333	CVS400-MA	320	6-13	3520
30	180	240	298	LC1E400	LRE486	208-333	CVS400-MA	320	6-13	3520
31	200	270	348	LC1E400	LRE487	258-414	CVS630-MA	500	6-13	4500
32	225	300	360	LC1E500	LRE487* or LRE488	258-414* 321-513	CVS630-MA	500	6-13	4500
33	250	335	435	LC1E500	LRE488	321-513	CVS630-MA	500	6-13	5500
34	275	370	440	LC1E630	LRE489	394-630	CVS630-MA	500	6-13	5500
35	315	425	548	LC1E630	LRE489	394-630	CVS630-ETS	630	2-10	6300
36	335	452	580	LC1E630	LRE489	394-630	CVS630-ETS	630	2-10	6300
37	355	475	618	LC1E630	LRE489	394-630	CVS800-TMD	800	3.5-10	8000

* Relay can match with contactor electrically (i.e Cannot be directly mounted), rest all relays are suitable for direct mounting as per catalogue. Use alternate suggested for direct mounting.

** Selection valid upto Trip class 10/10A, Contact nearest sales office for details of EOCR to be used with this selection charts.

Selection Chart

Star Delta starters with circuit-breaker type CVS and overload protection by separate overload relay type LRE (thermal) or EOCR** (up to Trip class 10/10A)

Reliable switching for IE2/IE3 motors



IE2



IE3

Rated Operational Voltage, $U_e = 400/415V, 50/60Hz$
Short Circuit Current $I_q = 50kA$

Type-2 Recommended Selection

Sr. No.	3Φ Motors				Contactor			Overload Relay		Circuit Breaker				Minimum Pause time (mSec)	Star-Delta Timer#
	kW	HP	FLC - I_n (Amps)					Type	Range (A)	Type	Trip Unit Rating	Mag-netic Setting Range	Setting on Trip Unit in Amps		
			Line	Phase	Main	Delta	Star								
1	0.75	1	2.2	1.3	LC1E09	LC1E09	LC1E09	LRE06	1-1.6	CVS100-MA	6.3	6-14	37.8	50	MSMI06
2	1.1	1.5	2.9	1.7	LC1E09	LC1E09	LC1E09	LRE07	1.6-2.5	CVS100-MA	6.3	6-14	50.4	50	MSMI06
3	1.3	1.8	3	1.7	LC1E09	LC1E09	LC1E09	LRE07	1.6-2.5	CVS100-MA	6.3	6-14	50.4	50	MSMI06
4	1.5	2	3.8	2.2	LC1E09	LC1E09	LC1E09	LRE07	1.6-2.5	CVS100-MA	6.3	6-14	63	50	MSMI06
5	2.2	3	5.1	2.9	LC1E09	LC1E09	LC1E09	LRE08	2.5-4	CVS100-MA	12.5	6-14	100	50	MSMI06
6	3	4	6	3.5	LC1E09	LC1E09	LC1E09	LRE08	2.5-4	CVS100-MA	12.5	6-14	112.5	50	MSMI06
7	3.7	5	8.1	4.7	LC1E09	LC1E09	LC1E09	LRE10	4-6	CVS100-MA	12.5	6-14	150	50	MSMI06
8	4	5.5	8.5	4.9	LC1E09	LC1E09	LC1E09	LRE10	4-6	CVS100-MA	12.5	6-14	162.5	50	MSMI06
9	5.5	7.5	11.4	6.6	LC1E12	LC1E12	LC1E09	LRE12	5.5-8	CVS100-MA	25	6-14	225	50	MSMI06
10	7.5	10	15.4	8.9	LC1E18	LC1E18	LC1E09	LRE14	7-10	CVS100-MA	25	6-14	300	50	MSMI06
11	9.3	13	17.3	10	LC1E25	LC1E25	LC1E12	LRE14	7-10	CVS100-MA	25	6-14	325	50	MSMI06
12	11	15	22	12.7	LC1E25	LC1E25	LC1E12	LRE16	9-13	CVS100-MA	50	6-14	400	50	MSMI06
13	13	18	24	13.9	LC1E32	LC1E32	LC1E12	LRE21	12-18	CVS100-MA	50	6-14	450	50	MSMI06
14	15	20	30	17.3	LC1E32	LC1E32	LC1E18	LRE21	12-18	CVS100-MA	50	6-14	550	50	MSMI06
15	18.5	25	36	20.8	LC1E40B	LC1E40B	LC1E25	LRE22	16-24	CVS100-MA	50	6-14	700	50	MSMI06
16	22	30	43	24.8	LC1E40	LC1E40	LC1E32	LRE32* or LRE353	23-32	CVS100-MA	100	6-14	800	50	MSMI06
17	30	40	56	32.3	LC1E50	LC1E50	LC1E38	LRE355	30-40	CVS100-MA	100	6-14	1100	50	MSMI06
18	37	50	69	39.8	LC1E65	LC1E65	LC1E40	LRE355	30-40	CVS100-MA	100	6-14	1300	50	MSMI06
19	45	60	84	48.5	LC1E80	LC1E80	LC1E50	LRE357	37-50	CVS250-MA	150	9-14	1650	50	MSMI06
20	55	75	99	57.2	LC1E95	LC1E95	LC1E65	LRE359	48-65	CVS250-MA	150	9-14	1950	50	MSMI06
21	75	100	134	77.4	LC1E120	LC1E120	LC1E80	LRE481	62-99	CVS250-MA	220	9-14	2640	50	MSMI06
22	80	110	139	80.3	LC1E120	LC1E120	LC1E80	LRE481	62-99	CVS250-MA	220	9-14	2640	50	MSMI06
23	90	120	164	94.7	LC1E160	LC1E160	LC1E95	LRE482	84-135	CVS250-MA	220	9-14	3080	50	MSMI06
24	110	150	204	117.8	LC1E200	LC1E200	LC1E120	LRE482*	84-135	CVS400-MA	320	6-13	3840	50	MSMI06
25	125	170	234	135.1	LC1E250	LC1E250	LC1E120	LRE483*	124-198	CVS630-MA	500	6-13	4500	50	MSMI06
26	132	180	247	142.6	LC1E250	LC1E250	LC1E120	LRE483*	124-198	CVS630-MA	500	6-13	5000	50	MSMI06
27	150	200	248	143.2	LC1E250	LC1E250	LC1E120	LRE483*	124-198	CVS630-MA	500	6-13	5000	50	MSMI06
28	160	215	288	166.3	LC1E300	LC1E300	LC1E160	LRE483*	124-198	CVS630-MA	500	6-13	5500	50	MSMI06
29	180	240	298	172.1	LC1E300	LC1E300	LC1E160	LRE483*	124-198	CVS630-MA	500	6-13	6000	50	MSMI06
30	200	270	348	200.9	LC1E400	LC1E400	LC1E200	LRE484	146-234	CVS630-MA	500	6-13	6500	50	MSMI06
31	225	300	360	207.9	LC1E400	LC1E400	LC1E200	LRE484	146-234	CVS630-MA	500	6-13	6500	50	MSMI06
32	250	335	435	251.2	LC1E400	LC1E400	LC1E250	LRE485	174-279	CVS630-MA	500	6-13	6500	50	MSMI06
33	275	370	440	254	LC1E400	LC1E400	LC1E250	LRE485	174-279	CVS630-MA	500	6-13	6500	50	MSMI06
34	315	425	548	316.4	LC1E500	LC1E500	LC1E300	LRE486*	208-333	CV630-ETS	630	2-10	6300	200	MSMI06

* Relay can match with contactor electrically (i.e Cannot be directly mounted), rest all relays are suitable for direct mounting as per catalogue. Use alternate suggested for direct mounting.

**Selection valid upto Trip class 10/10A, Contact nearest sales office for details of EOCR to be used with this selection charts.

For guaranteed performance, Motor feeders built using this chart must make use of MSMI06 or equivalent Schneider Electric make timer only.

Life Is 

Schneider
Electric

Schneider Electric India Pvt. Ltd.

Corporate Office: 9th Floor, DLF Building No. 10, Tower C, DLF Cyber City, Phase II, Gurugram 122002 Haryana
Tel.: ++91 124 6899000 Fax: ++91 124 4222036/037

Ahmedabad

Schneider Electric India (P) Ltd.
1506-1507, 15th Floor Shapth-5
Opp.Karnavati Club, SG Highway,
Ahmedabad, Gujarat - 380015
Tel.: 079-66826701

Coimbatore

Schneider Electric India (P) Ltd.
Hanudev Info Tech Park, 6th Floor
Unit No. Block-C, SF No. 558/2
Udalyampalayam Road, Nava India
Coimbatore-641028

Lucknow

Schneider Electric India (P) Ltd.
Summit, Plot No. TCG 3/3
6th Floor, 604A/B/C, Vibhuti Khand
Gomti Nagar, Lucknow
Uttar Pradesh - 226010
Tel.: 0522-3500334

Nashik

Schneider Electric India (P) Ltd.
401, 4th Floor, Rishi Raj Towers
Jehan Circle, Gangapur Road
Nashik- 422013
Tel.: 0253-2344333

Bengaluru

Schneider Electric India (P) Ltd.
No. 3/1, JP Techno Park
Mezzanine Floor, Millers Tank Bund
Road, Vasanth Nagar
Bengaluru - 560052
Tel.: 080-71481351

Hyderabad

Schneider Electric India (P) Ltd.
D.No. 1-8-271, # 401, Ashoka
Bhoopal Chambers, SP Road
Secunderabad - 500003
Tel.: 040-67219500

Ludhiana

Schneider Electric India (P) Ltd.
SCO 23, 2nd Floor,
Chandigarh Road, Sector 32
Ludhiana, Punjab-141010
Tel.: 0161- 5203011

New Delhi

Schneider Electric India (P) Ltd.
C-56, Mayapuri Industrial Area, Phase-2
New Delhi - 110064
Tel.: 011-61317400

Bhubaneswar

Schneider Electric India (P) Ltd.
Workloop Co-Working in the property
Office No. 316, Esplanade One Mall
Rasulgarh, Bhubaneswar - 751010

Indore

Schneider Electric India (P) Ltd.
219, Dhan Trident Building
Vijay Nagar, A.B.Road
Indore-452001

Mohali

Schneider Electric India (P) Ltd.
2nd Floor, Tower-A
Bestech Business Tower
Mega Information & Technology Park
Industrial Plot No.1, Phase IX
(Expansion), Mohali- 160059
Tel.: 0172-7198200

Pune

Schneider Electric India (P) Ltd.
Amar Caliber, CTS No 911, BMCC Road,
OFF FC. Road, Deccan Gymkhana,
Shivaji Nagar, Pune - 411007
Tel.: 020-67492500

Chennai

Schneider Electric India (P) Ltd.
No: 29, 2nd Floor,
Bannari Amman Towers, B-Block
Dr. Radhakrishnan Road, Mylapore
Chennai - 600 004
Tel.:044-71912000

Jaipur

Schneider Electric India (P) Ltd.
Jaipur Business Centre 309
3rd Floor, Sangam Tower 190
Church Road, Jaipur-302001
Tel.: 0141-2374810

Mumbai

Schneider Electric India (P)(Ltd)
Marwah House, 2nd Floor
Krishanlal Marwah Marg
Andheri (East), Mumbai - 400072
Tel.: 022-62280000

Vadodara

Schneider Electric India (P) Ltd.
Notus IT Park, 10th Floor, Block-D
Sarabhai Campus, Vadiwadi
Vadodara, Gujarat - 390017

Cochin

Schneider Electric India (P) Ltd.
Alapatt Properties Private Limited
(Trade Name : Centre A)
Main Door Number : 66/4971
(Old Door Number: 40/6584-H)
7th Floor Alapatt Heritage Building
MG Road Kochi - 682035

Kolkata

Schneider Electric (I)Pvt.Ltd,
BP-4, Sector-V, Technopolis
3rd Floor, Salt Lake City
Kolkata- 700 091
Tel.: 033-66576400

Nagpur

Schneider Electric India (P) Ltd.
6, Vasant Vihar Complex
W.H.C Road, Shankar Nagar
Nagpur- 440010
Tel.: 0712-2558581

Vishakhapatnam

Schneider Electric India (P) Ltd.
D.N.10-1-43, 1st Floor
Ratnam's Business Centre,
Siripuram Fort, C.B.M.Compound
Visakhapatnam - 530016
Tel.: 0891-6675500

Customer Care Centre

Monday-Saturday, 9 a.m. to 8 p.m.

Toll-free numbers: 1800 419 4272, 1800 103 0011

Email: customercare.in@schneider-electric.com

For more information, visit our website at: www.se.com/in

- All Prices are in Indian Rupees
- Prices are subject to change without prior notice
- Product evolution is a continuous process and Schneider Electric reserves the right to modify/withdraw any product at any time without prior notice
- Prices charged will be as prevailing on the date of dispatch
- Invoice Amount = (MRP – less Applicable discount) + Applicable GST %
- Tax incidence on invoices is basis applicable GST rates
- Invoice amount not to exceed MRP
- Product pictures shown are for illustration purpose only, actual product may vary

Distributor

Life Is On

Schneider
Electric

 Price List

Industrial Automation Products

With effect from January 30th, 2023



se.com/in

Phaseo Power Supplies & Transformers	
■ Phaseo Power Supplies	4
■ Phaseo Transformers	6
Harmony Smart Relays	8
Altivar AC Drives	10
■ Altivar Variable Frequency Drives	13
Altivar Process Modular ATV6XX/9XX	25
■ Altivar Process Variable Frequency Drives	26
Altistart ^{New}	33
■ Altistart Soft Starter	33
■ Altistart 480	36
Harmony	37
■ Harmony Plug - In Relays	38
■ Harmony Electronic Timers/Control Relays	42
Control & Signaling Components	44
■ Harmony Control & Signalling Units XA2 Series	45
■ Harmony Control & Signalling Units XB5/XB7 Series (Lot size 20 nos.)	46
■ Harmony Control & Signalling Units XB2	52
■ Harmony Control Stations & Enclosures	53
■ Signalling Illuminated Beacons & Indicator Banks	54
■ Signalling Monolithic Tower Light	59
■ Control Pendant Control and Light Duty Joystick	61
Telemecanique Sensors	68
■ Osisense Photoelectric Sensors	71
■ Osisense Pressure Switches	74
■ Osisense Limit Switch	75
■ Osisense Inductive Sensors	82
■ Osisense Application Sensors	86
■ Osisense Cable Accessories	87
Harmony	88
■ Harmony Basic HMI Panels for Simple Machines	90
■ Harmony Advanced HMI Panels for Performance Machines	93
■ Harmony HMI Software and Services	97
TeSys Range	105
■ TeSys K	106
■ TeSys Deca	108
New TeSys Giga Contactors and Relays Futuristic ready	117
■ TeSys Giga	119
■ TeSys H - Ultra Compact Hybrid Motor Starters	120
Protection Relays for Motor Safety	122
TeSys Protect	123
■ TeSys K, TeSys Deca, TeSys F, TeSys Giga	123
■ EOLR	125
■ Analog EOCR	125
■ EOCR SS	125
■ EOCR SSD	125
■ Digital EOCR	126
TeSys Power	127
■ Circuit Breakers for Motor Protection	128
■ GV4LE	129
■ GV4PE	129
■ Accessories for GV4	130
■ Auxiliary Contact Blocks	130
■ Accessories compatibility	132
■ TeSys GV4 Overview	134
■ TeSys Switches	135
■ Accessories for Switches	136
TeSys island	137
■ Ultra motor starters	140
ComPact NSXm & NSX	142
■ ComPact NSXm Moulded Case Circuit Breakers	143
■ MCCB with Integrated Earth Leakage Protection	144
■ Switch Disconnecter	145
■ EasyPact EZC/CVS	146
Acti 9	148
■ Miniature Circuit Breakers (MCBs)	149
■ Residual Current Devices	151
■ Auxiliaries and Accessories for MCBs / RCDs	154
■ Surge Protection Devices	156
■ Control and Command Products	158

Panel Mount EasySeries



- Wide power range (7 models from 35 to 350 W)
- High degree of output voltage stability (precision: ± 1%)
- Proven performance (MTBF over 600K hours)
- Diagnostics via LEDs at the output terminal
- 4 quick and simple mounting types

Input Voltage	Output Voltage	Output Current	Reference	Description	Unit MRP [₹]
100...240 V AC single phase	24V	1.5A	ABL2REM24015K	ABL2_K Power Supply, DC24V output, 35W	2669
100...240 V AC single phase	24V	2A	ABL2REM24020K	ABL2_K Power Supply, DC24V output, 50W	2959
100...240 V AC single phase	24V	4.5A	ABL2REM24045K	ABL2_K Power Supply, DC24V output, 100W	4382
100...240 V AC single phase	24V	6.5A	ABL2REM24065K	ABL2_K Power Supply, DC24V output, 150W	5287
100...240 V AC single phase	24V	8.5A	ABL2REM24085K	ABL2_K Power Supply, DC24V output, 200W	7011
100...240 V AC single phase	24V	10A	ABL2REM24100K	ABL2_K Power Supply, DC24V output, 250W	8019
100...240 V AC single phase	24V	15A	ABL2REM24150K	ABL2_K Power Supply, DC24V output, 350W	13076

Panel Mount - ABLP



- Multiple mounting positions
- Din rail mounting with accessory
- IEC 61000-3-2 compliant (EMC emissions)
- Output voltage adjustment
- 100-240 Vac Input

Input Voltage	Output Voltage	Output Current	Reference	Description	Unit MRP [₹]
100...240 V AC single phase	12V	8.5A	ABLP1A12085	Power Supply 12V 8.5A Panel Mount, 100W	8451
100...240 V AC single phase	24V	4.5A	ABLP1A24045	Power Supply 24V 4.5A Panel Mount, 100W	7748
100...240 V AC single phase	24V	6.2A	ABLP1A24062	Power Supply 24V 6.2A Panel Mount, 150W	11043
100...240 V AC single phase	24V	10A	ABLP1A24100	Power Supply 24V 10A Panel Mount, 240W	15212

Modular ABLM



- Mounting on panel with screw without additional part
- Up to +70°C operating
- Direct access to the documentation
- Over voltage Category III
- Compact size

Input Voltage	Output Voltage	Output Current	Reference	Description	Unit MRP [₹]
100...240 V AC single phase	5V	3.6A	ABLM1A05036	Power Supply 5V 3.6A Modular, 18W	7742
100...240 V AC single phase	12V	1A	ABLM1A12010	Power Supply 12V 1A Modular, 12W	5509
100...240 V AC single phase	12V	2.1A	ABLM1A12021	Power Supply 12V 2.1A Modular, 25W	7742
100...240 V AC single phase	12V	4.2A	ABLM1A12042	Power Supply 12V 4.2A Modular, 50W	10229
100...240 V AC single phase	24V	0.4A	ABLM1A24004	Power Supply 24V 0.4A Modular, 10W	4631
100...240 V AC single phase	24V	0.6A	ABLM1A24006	Power Supply 24V 0.6A Modular, 15W	5668
100...240 V AC single phase	24V	1.2A	ABLM1A24012	Power Supply 24V 1.2A Modular, 30W	7742

Please contact Customer Care Center for Stockable and Non stockable status of references.

NORMAL STOCK ITEMS

W.E.F. January 30th, 2023

Optimized ABL5



- 3 housings, select the best suited to the space
- Up to 6 output terminals
- Output voltage adjustment
- Direct access to the documentation
- 100-240 Vac Input

Input Voltage	Output Voltage	Output Current	Reference	Description	Unit MRP [₹]
100...240 V AC single phase	12V	6.2A	ABLS1A12062	Power Supply 12V 6.2A Optimized, 75W	8685
100...240 V AC single phase	12V	10A	ABLS1A12100	Power Supply 12V 10A Optimized, 120W	13064
100...240 V AC single phase	24V	2.1A	ABLS1A24021	Power Supply 24V 2.1A Optimized, 50W	8103
100...240 V AC single phase	24V	3.1A	ABLS1A24031	Power Supply 24V 3.1A Optimized, 75W	8337
100...240 V AC single phase	24V	3.8A	ABLS1A24038	Power Supply 24V 3.8A Optimized, 91.2W	14029
100...240 V AC single phase	24V	5A	ABLS1A24050	Power Supply 24V 5A Optimized, 120W	12318
100...240 V AC single phase	24V	10A	ABLS1A24100	Power Supply 24V 10A Optimized, 240W	18041
100...240 V AC single phase	24V	20A	ABLS1A24200	Power Supply 24V 20A Optimized, 480W	32597
100...240 V AC single phase	48V	2.5A	ABLS1A48025	Power Supply 48V 2.5A Optimized,120W	13064

Universal ABL8RP/WP



- 100-500 Vac (1 or 2 Phases) Or 380-500Vac 3 Phases Input terminals
- Automatic or Manual reset
- 2 diagnosis LED (U/I)
- 4 to 10 mm² output terminals
- Tool-free removal from omega (DIN) rail
- Protection of settings (sealable)
- Diagnosis relay

Input Voltage	Output Voltage	Output Current	Reference	Description	Unit MRP [₹]
100...120 V AC single phase, terminal(s): N-L1 200...500 V AC phase to phase, terminal(s): L1-L2	24V	3A	ABL8RPS24030	Univ. Power Supply 1P 24V 3A, 72W	17518
100...120 V AC single phase, terminal(s): N-L1 200...500 V AC phase to phase, terminal(s): L1-L2	24V	5A	ABL8RPS24050	Univ. Power Supply 1P 24V 5A, 120W	22647
100...120 V AC single phase, terminal(s): N-L1 200...500 V AC phase to phase, terminal(s): L1-L2	24V	10A	ABL8RPS24100	Univ. Power Supply 1P 24V 10A, 240W	25872
380...500 V AC three phase, terminal(s): L1, L2, L3	24V	20A	ABL8WPS24200	Univ. Power Supply 3P 24V 20A, 480W	38696
380...500 V AC three phase, terminal(s): L1, L2, L3	24V	40A	ABL8WPS24400	Univ. Power Supply 3P 24V 40A, 960W	67492

Accessories for ABLP

Input Voltage	Output Voltage	Output Current	Reference	Description	Unit MRP [₹]
			ABLPA01	Mounting Kit for Power Supply up to 150W	1127
			ABLPA02	Mounting Kit for Power Supply 240W	1127

Please contact Customer Care Center for Stockable and Non stockable status of references.

NORMAL STOCK ITEMS

W.E.F. January 30th, 2023

ABT7 - Economy Range (Single Winding)

Input Voltage	Output Voltage	Rated Power in VA	Reference	Unit MRP [₹]
Single phase 230V 40VA - 400VA 40° C				
230 V AC single phase ±15 V	24 V AC	40	ABT7ESM004B	10252
230 V AC single phase ±15 V	24 V AC	63	ABT7ESM006B	7957
230 V AC single phase ±15 V	24 V AC	100	ABT7ESM010B	8524
230 V AC single phase ±15 V	24 V AC	160	ABT7ESM016B	10408
230 V AC single phase ±15 V	24 V AC	250	ABT7ESM025B	13915
230 V AC single phase ±15 V	24 V AC	320	ABT7ESM032B	17232
230 V AC single phase ±15 V	24 V AC	400	ABT7ESM040B	19232

ABL6 - Optimum Range (Single Winding)

Input Voltage	Output Voltage	Rated Power in VA	Reference	Unit MRP [₹]
Single phase 230/400V 25VA - 2500VA 50° C				
230/400 V single phase ±15 V	24 V AC	25	ABL6TS02B	9974
230/400 V single phase ±15 V	24 V AC	40	ABL6TS04B	9496
230/400 V single phase ±15 V	24 V AC	63	ABL6TS06B	9765
230/400 V single phase ±15 V	24 V AC	100	ABL6TS10B	11530
230/400 V single phase ±15 V	24 V AC	160	ABL6TS16B	13293
230/400 V single phase ±15 V	24 V AC	250	ABL6TS25B	17102
230/400 V single phase ±15 V	24 V AC	400	ABL6TS40B	24565
230/400 V single phase ±15 V	24 V AC	630	ABL6TS63B	34113
230/400 V single phase ±15 V	24 V AC	1000	ABL6TS100B	41909
230/400 V single phase ±15 V	24 V AC	1600	ABL6TS160B	86932
230/400 V single phase ±15 V	24 V AC	2500	ABL6TS250B	142438
230/400 V single phase ±15 V	115 V AC	100	ABL6TS10G	11445
230/400 V single phase ±15 V	115 V AC	160	ABL6TS16G	13536
230/400 V single phase ±15 V	115 V AC	250	ABL6TS25G	17237
230/400 V single phase ±15 V	115 V AC	400	ABL6TS40G	26151
230/400 V single phase ±15 V	115 V AC	630	ABL6TS63G	35092
230/400 V single phase ±15 V	115 V AC	1000	ABL6TS100G	42842
230/400 V single phase ±15 V	115 V AC	1600	ABL6TS160G	76352
230/400 V single phase ±15 V	115 V AC	2500	ABL6TS250G	124882
230/400 V single phase ±15 V	230 V AC	25	ABL6TS02U	9496
230/400 V single phase ±15 V	230 V AC	40	ABL6TS04U	9958
230/400 V single phase ±15 V	230 V AC	63	ABL6TS06U	10301
230/400 V single phase ±15 V	230 V AC	100	ABL6TS10U	10862
230/400 V single phase ±15 V	230 V AC	160	ABL6TS16U	13536
230/400 V single phase ±15 V	230 V AC	250	ABL6TS25U	16285
230/400 V single phase ±15 V	230 V AC	400	ABL6TS40U	25316
230/400 V single phase ±15 V	230 V AC	630	ABL6TS63U	32355
230/400 V single phase ±15 V	230 V AC	1000	ABL6TS100U <input checked="" type="checkbox"/>	44783
230/400 V single phase ±15 V	230 V AC	1600	ABL6TS160U	71634
230/400 V single phase ±15 V	230 V AC	2500	ABL6TS250U	117080

Please contact Customer Care Center for Stockable and Non stockable status of references.

NORMAL STOCK ITEMS

W.E.F. January 30th, 2023

ABT7 - Universal Range (Double Winding)

Input Voltage	Output Voltage	Rated Power in VA	Reference	Unit MRP ₹
Single phase 230/400V 25VA - 2500VA 60° C				
230/400 V single phase ±15 V	24/48 V AC	40	ABT7PDU004B	12537
230/400 V single phase ±15 V	24/48 V AC	63	ABT7PDU006B	12888
230/400 V single phase ±15 V	24/48 V AC	250	ABT7PDU025B	20367
230/400 V single phase ±15 V	24/48 V AC	400	ABT7PDU040B	25330
230/400 V single phase ±15 V	24/48 V AC	630	ABT7PDU063B	38183
230/400 V single phase ±15 V	115/230 V AC	40	ABT7PDU004G	11804
230/400 V single phase ±15 V	115/230 V AC	100	ABT7PDU010G	13053
230/400 V single phase ±15 V	115/230 V AC	160	ABT7PDU016G	14678
230/400 V single phase ±15 V	115/230 V AC	250	ABT7PDU025G	20643
230/400 V single phase ±15 V	115/230 V AC	400	ABT7PDU040G	23074
230/400 V single phase ±15 V	115/230 V AC	630	ABT7PDU063G	38220
230/400 V single phase ±15 V	115/230 V AC	1000	ABT7PDU100G	45990
230/400 V single phase ±15 V	115/230 V AC	1600	ABT7PDU160G	73850
230/400 V single phase ±15 V	115/230 V AC	2500	ABT7PDU250G	123650
230/400 V single phase ±15 V	115/230 V AC	25	ABT7PDU002B	13797
230/400 V single phase ±15 V	115/230 V AC	100	ABT7PDU010B	14196
230/400 V single phase ±15 V	115/230 V AC	160	ABT7PDU016B	17972
230/400 V single phase ±15 V	115/230 V AC	1000	ABT7PDU100B	50722
230/400 V single phase ±15 V	115/230 V AC	1600	ABT7PDU160B	83898
230/400 V single phase ±15 V	115/230 V AC	2500	ABT7PDU250B	135977

Please contact Customer Care Center for Stockable and Non stockable status of references.

NORMAL STOCK ITEMS

W.E.F. January 30th, 2023



Zelio 2 compact smart relay with display



Zelio 2 compact smart relay without display



Zelio 2 modular smart relay with display

Relays

Description	Reference	Unit MRP [₹]
Voltage 24V DC		
Zelio Logic module - 10 I O, RLY - w/o clock - with display	SR2A101BD <input checked="" type="checkbox"/>	17653
Zelio Logic module - 20 I O, RLY - w/o clock - with display	SR2A201BD <input checked="" type="checkbox"/>	28817
Zelio Logic module - 12 I O, TRN - with clock - with display	SR2B121BD <input checked="" type="checkbox"/>	16144
Zelio Logic module - 12 I O, TRN - with clock - with display	SR2B122BD	24215
Zelio Logic module - 20 I O, RLY - with clock - with display	SR2B201BD <input checked="" type="checkbox"/>	32061
Zelio Logic module - 20 I O, RLY - with clock - with display	SR2B202BD	33343
Zelio Logic module - 10 I O, RLY - w/o clock - w/o display	SR2D101BD <input checked="" type="checkbox"/>	12891
Zelio Logic module - 20 I O, RLY - w/o clock - w/o display	SR2D201BD <input checked="" type="checkbox"/>	25875
Zelio Logic module - 12 I O, RLY - with clock - w/o display	SR2E121BD	16595
Zelio Logic module - 20 I O, RLY - with clock - w/o display	SR2E201BD	30054
Zelio Logic module - 10 I O, RLY - with clock - with display	SR3B101BD	19463
Zelio Logic module - 10 I O, TRN - with clock - with display	SR3B102BD	17955
Zelio Logic module - 26 I O, RLY - with clock - with display	SR3B261BD <input checked="" type="checkbox"/>	40433
Zelio Logic module - 26 I O, TRN - with clock - with display	SR3B262BD	40509
Voltage 100-240V AC		
Zelio Logic module - 10 I O, RLY - w/o clock - with display	SR2A101FU <input checked="" type="checkbox"/>	19990
Zelio Logic module - 20 I O, RLY - w/o clock - with display	SR2A201FU <input checked="" type="checkbox"/>	29646
Zelio Logic module - 12 I O, RLY - with clock - with display	SR2B121FU <input checked="" type="checkbox"/>	19839
Zelio Logic module - 20 I O, RLY - with clock - with display	SR2B201FU <input checked="" type="checkbox"/>	32967
Zelio Logic module - 10 I O, RLY - w/o clock - w/o display	SR2D101FU	13799
Zelio Logic module - 20 I O, RLY - w/o clock - w/o display	SR2D201FU	29260
Zelio Logic module - 12 I O, RLY - with clock - w/o display	SR2E121FU	17484
Zelio Logic module - 20 I O, RLY - with clock - w/o display	SR2E201FU	34631
Zelio Logic module - 10 I O, RLY - with clock - with display	SR3B101FU	20951
Zelio Logic module - 26 I O, RLY - with clock - with display	SR3B261FU <input checked="" type="checkbox"/>	41790
Voltage 12V DC		
Zelio Logic module - 12 I O - with clock - with display	SR2B121JD	20746
Zelio Logic module - 20 I O - with clock - with display	SR2B201JD	25284
Voltage 24V AC		
Zelio Logic module - 12 I O - with clock - with display	SR2B121B	20746
Zelio Logic module - 20 I O - with clock - with display	SR2B201B	38002
Zelio Logic module - 20 I O - with clock - w/o display	SR2E201B	30200
Zelio Logic module - 10 I O - with clock - with display	SR3B101B	22224
Zelio Logic module - 24 I O - with clock - with display	SR3B261B	44130

Note: Zelio Smart Relays are also available in other voltages. Please contact our nearest Sales Office for the same.

Please contact Customer Care Center for Stockable and Non stockable status of references.

NORMAL STOCK ITEMS

W.E.F. January 30th, 2023



I/O Extension module

I/O Extension modules

Description	Reference	Unit MRP [₹]
discrete I/O extension module - 6 I O 4DI, 2DO - 24 V DC	SR3XT61BD	7950
discrete I/O extension module - 6 I O 4DI, 2DO	SR3XT61FU	7840
discrete I/O extension module - 10 I O 6DI, 4DO - 24 V DC	SR3XT101BD <input checked="" type="checkbox"/>	8548
discrete I/O extension module - 10 I O 6DI, 4DO	SR3XT101FU	10360
discrete I/O extension module - 14 I O 8DI, 6DO - 24 V AC	SR3XT141B	17231
discrete I/O extension module - 14 I O 8DI, 6DO - 24 V DC	SR3XT141BD <input checked="" type="checkbox"/>	11790
discrete I/O extension module - 14 I O 8DI, 6DO	SR3XT141FU	12529
Analogue I/O extension module - 2 AI/ 2AO	SR3XT43BD	18887

Accessories

Description	Reference	Unit MRP [₹]
SUB-D 9-pin PC connecting cable - 3 m	SR2CBL01 <input checked="" type="checkbox"/>	12986
SUB-D 9-pin modem connecting cable - 0.5 m	SR2CBL07 <input checked="" type="checkbox"/>	31983
communication interface	SR2COM01	22644
documentation - programming on the smart relay - EN	SR2MAN01EN	4639
memory cartridge firmware - up to v 2.4 - EEPROM	SR2MEM01 <input checked="" type="checkbox"/>	4304
memory cartridge firmware - for v 3.0 - EEPROM	SR2MEM02 <input checked="" type="checkbox"/>	3179
modem interface - analog PSTN	SR2MOD01	96596
modem interface - GSM	SR2MOD02	66265
programming software "Zelio Soft 2" multilingual - CD-ROM	SR2SFT01	4969
USB PC connecting cable - 3 m	SR2USB01 <input checked="" type="checkbox"/>	16156

Please contact Customer Care Center for Stockable and Non stockable status of references.

NORMAL STOCK ITEMS

W.E.F. January 30th, 2023



Altivar™ AC Drives

Advanced energy management
and performance in motor control

Variable Speed Drives

Process

- Mining, Minerals & Metals
- Marine
- Food & Beverage
- Water & Wastewater
- Oil & Gas
- Power Plants

Fluid Management

Altivar Process 600

Wall Mounting
0.75...315 kW
200...690 V

Cabinet Integration
0.75...2600 kW
380...690 V

Industrial Processes

Altivar Process 900

Wall Mounting
0.75...315 kW
200...690 V

Cabinet Integration
0.75...2600 kW
380...690 V

Machines

- Hoisting
- Material Handling
- Textile
- Material Working
- Packaging

Commercial Equipment

Altivar 12

0.18...4 kW
100...240 V

Basic Machines

Altivar 310

IP20
0.75 to 22 kW
380...460 V

Simple & Advanced Machines

Altivar 320B/C

Book/compact format
0.18...15 kW
200...600 V

Altivar 340

Book/compact format
0.75...75 kW
380...480 V

Altivar 320W

Harsh environment
IP65/66
0.18...7.5 kW
380...480 V

Building

- Pumps
- Lift
- Fans & Compressors

HVAC & Pumps

Altivar 212

IP21
0.75...75 kW
200...480 V

IP55
0.75...75 kW
380...480 V

Utilities

Altivar 610

0.75...160 kW
380...460 V

Soft Starters

Simple Machines

Altistart 01

3...85 A
110...480 V

Altivar Soft Starter ATS130

38...105 A
200...480 V

Industrial Processes & Utility

Altistart 22

17...590 A
208...600 V

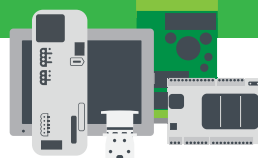
Altivar Soft Starter ATS480

208 to 690V
17 to 1700A

Please contact Customer Care Center for Stockable and Non stockable status of references.

NORMAL STOCK ITEMS

W.E.F. January 30th, 2023



Altivar™ Easy 310

Drives for Simple Machines

Now available upto 22kW

*When just enough
is just right!*

Reliable & cost effective solution to manage the speed of your motors in your machines.

se.com/drives

General Purpose Drives

Altivar™ 12: Drives for 1-Phase / 3-Phase 230 Volts Input & 3-Phase 230 Volts Output



- Small: easily integrated in any machine
- Discreet & Intuitive
- Reliable: quality which stands the test of time
- High-performance: even without adjustment

kW (HD)	HP Rating	Max. continuous current(A)	Reference	Unit MRP [₹]
Single phase-Supply Voltage: 200...240V				
0.18	0.25	1.4	ATV12H018M2	On Request
0.37	0.55	2.4	ATV12H037M2	On Request
0.55	0.75	3.5	ATV12H055M2	On Request
0.75	1	4.2	ATV12H075M2	On Request
1.5	2	7.5	ATV12HU15M2	On Request
2.2	3	10	ATV12HU22M2	On Request
Three phase-Supply Voltage: 200...240V				
0.37	0.55	2.4	ATV12H037M3	On Request
0.75	1	4.2	ATV12H075M3	On Request
1.5	2	7.5	ATV12HU15M3	On Request
2.2	3	10	ATV12HU22M3	On Request
3	~	12.2	ATV12HU30M3	On Request
4	5	16.7	ATV12HU40M3	On Request

Altivar™ 310: Drives for 3-Phase 440 Volts Input & 3-Phase 440 Volts Output



- Optimized installation space & Optimized time and cost
- Service cost savings
- Easy to operate
- Easy to maintain & Easy to integrate in automation system
- 55deg Celsius ambient temperature without derating

ND	KW		Max. Continuous Current (A)		Reference	Unit MRP [₹]
	ND	HD	ND	HD		
~		0.37	~	1.5	ATV310H037N4E	On Request
~		0.75	~	2.3	ATV310H075N4E	On Request
~		1.5	~	4.1	ATV310HU15N4E	On Request
~		2.2	~	5.5	ATV310HU22N4E	On Request
4		3	8.9	7.1	ATV310HU30N4E	On Request
5.5		4	12.1	9.5	ATV310HU40N4E	On Request
7.5		5.5	16	12.6	ATV310HU55N4E	On Request
11		7.5	22.8	17	ATV310HU75N4E	On Request
15		11	30	24	ATV310HD11N4E	On Request
18		15	36	33	ATV310HD15N4E	On Request
22		18	43	39	ATV310HD18N4E	On Request
30		22	60	46	ATV310HD22N4E	On Request
18	15		36	33	ATV310HD15N4EF	On Request
22	18		43	39	ATV310HD18N4EF	On Request
30	22		60	46	ATV310HD22N4EF	On Request

*F refer to inbuilt EMC

Please contact Customer Care Center for Stockable and Non stockable status of references.

NORMAL STOCK ITEMS

W.E.F. January 30th, 2023



Automation and control made easy

Easy Altivar™ 610 variable speed drives.



Easy Altivar™ 610 variable speed drives for three-phase synchronous motors address the challenges faced by new economies. They are fit for purpose at affordable prices with no compromise on ease of use, robustness, and availability – the core values supported by a worldwide leader in automation.



Water & wastewater



Oil & gas



Constant, negative pressure water supply



Building



Power



Other OEM

Fit for purpose

- Optimized control system
- Multi-pump control function
- Harmonic mitigation solution

Designed for easiness

- Easy to install
- Easy to set up and use
- Easy to maintain

Strong on robustness

- Robust design for harsh environments
- Ever higher protection and performance

Always available

- Wide availability
- Worldwide technical assistance

Contact with Schneider Electric sales for country of origin.

se.com/easyaltivar610

Easy Altivar™ 610

Now available upto 460V

Main features

Power range:
0.75 to 160kW

Main voltage range:
380~460V, 3 phase, -15 to +10%

Overload capability:
ND: 110% 60s; 120% 20s;
HD: 150% 60s

EMC:
C3 level filter embedded

Harmonics:
DC choke embedded (above 4kW)

Protection:
IP20

Operation temperature:
-15°C to +60°C (derating above
+45°C)

Motor control law:
Asy motor: V/f 2 pts; V/f 5 pts;
UF quad; energy saving



Control I/O

Control terminal:

- Analog input: 3
- Analog output: 2
- Digital input: 6
- Relay output: 3

Communication:

- Modbus embedded;
- option: Profibus DP



Display terminal

Basic keypad (standard)

- LCD backlight, removable
- 2 lines, 6 languages
- Configuration save
- Easy mounting kit (Ø22mm)



For more information and product references visit

se.com/easyaltivar610

Altivar™ 610: Drives for pumps and fans from 0.75 to 160 kW

Now available upto 460V



- Compact size: simplicity of integration and reduction of the size of the enclosures
- Electronic cards with protective coating
- Operation temperature: -10...+60°C
- IP40 protection level on the top of the product
- Typical multi-pump configuration without PLC
- 7 preprogrammed function blocks cover 90% of the pump and fan applications
- Colored control circuit terminals to avoid misuse

ND	kW		Max. continuous current(A)		Reference	Unit MRP [₹]
	ND	HD	ND	HD		
Three phase-Supply Voltage: 380...460V						
4		3	9.3	7.2	ATV610U40N4	On Request
5.5		4	12.7	9.3	ATV610U55N4	On Request
7.5		5.5	15.8	12.7	ATV610U75N4	On Request
11		7.5	23.5	16.5	ATV610D11N4	On Request
15		11	31.7	23.5	ATV610D15N4	On Request
18.5		15	39.2	31.7	ATV610D18N4	On Request
22		18.5	46.3	39.2	ATV610D22N4	On Request
30		22	61.5	46.3	ATV610D30N4	On Request
37		30	74.5	59.6	ATV610D37N4	On Request
45		37	88	74.5	ATV610D45N4	On Request
55		45	106	88	ATV610D55N4	On Request
75		55	145	106	ATV610D75N4	On Request
90		75	173	145	ATV610D90N4	On Request
110		90	211	173	ATV610C11N4	On Request
132		110	250	211	ATV610C13N4	On Request
160		132	302	250	ATV610C16N4	On Request

Altivar™ 212: Drives for HVAC, 3-phase asynchronous motors

from 0.75 to 75 kW



- Embedded communication Modbus, Apogee FLN P1, Metasys N2, BacNet
- More Friendly simplicity & comfort with Universal Graphic Keypad
- Low Harmonics Emissions: Low THDI = 30%
- EMC Immunity Protection & Noise reductions
- AHRI Approved
- N4Z without display, VW3A1111 advance display to be ordered separately

kW	Max. continuous current(A)	Reference	Unit MRP [₹]
Three phase-Supply Voltage: 380...480V			
0.75	2.2	ATV212H075N4	On Request
1.5	3.7	ATV212HU15N4	On Request
2.2	5.1	ATV212HU22N4	On Request
3	7.2	ATV212HU30N4	On Request
4	9.1	ATV212HU40N4	On Request
5.5	12	ATV212HU55N4	On Request
7.5	16	ATV212HU75N4	On Request
11	22.5	ATV212HD11N4	On Request
15	30.5	ATV212HD15N4	On Request
18.5	37	ATV212HD18N4	On Request
22	43.5	ATV212HD22N4	On Request
30	58.5	ATV212HD30N4	On Request
37	79	ATV212HD37N4	On Request
45	94	ATV212HD45N4	On Request
55	116	ATV212HD55N4	On Request
75	160	ATV212HD75N4	On Request


Please contact Customer Care Center for Stockable and Non stockable status of references.

NORMAL STOCK ITEMS

W.E.F. January 30th, 2023

Machine Drives

Altivar™ 320: Drives for synchronous and asynchronous motors from 0.18 to 15 kW (0.25 to 20 Hp)



Product selector for ATV320



EcoStruxure™ Motor Control Configurator



EcoStruxure™ Motor Management Design

- Cost Saving: Optimized Space and Time
- Solution Oriented: ATV Logic, Ready for automation integration
- Ambient temperature: 50deg C w/o deration
- Safety embedded as standard (STO SIL3)
- Possibility to connect a graphic terminal as option (Basic & Advanced)
- Modbus & Can Open as standard
- Protection against harsh environment 3C3 class

kW	Max. continuous current(A)	Reference	Unit MRP [₹]
Single phase-Supply Voltage: 200...240V			
0.18	1.5	ATV320U02M2C	On Request
0.37	3.3	ATV320U04M2C	On Request
0.55	3.7	ATV320U06M2C	On Request
0.75	4.8	ATV320U07M2C	On Request
1.1	6.9	ATV320U11M2C	On Request
1.5	8	ATV320U15M2C	On Request
2.2	11	ATV320U22M2C	On Request
Three phase-Supply Voltage: 200...240V			
1.5	8	ATV320U15M3C	On Request
4	17.5	ATV320U40M3C	On Request
5.5	27.5	ATV320U55M3C	On Request
7.5	33	ATV320U75M3C	On Request
11	54	ATV320D11M3C	On Request
15	66	ATV320D15M3C	On Request
Three phase-Supply Voltage: 380...500V (COMPACT)			
0.37	1.5	ATV320U04N4C	On Request
0.55	1.9	ATV320U06N4C	On Request
0.75	2.3	ATV320U07N4C	On Request
1.1	3	ATV320U11N4C	On Request
1.5	4.1	ATV320U15N4C	On Request
2.2	5.5	ATV320U22N4C	On Request
3	7.1	ATV320U30N4C	On Request
4	9.5	ATV320U40N4C	On Request
5.5	14.3	ATV320U55N4C	On Request
7.5	17	ATV320U75N4C	On Request
11	27.7	ATV320D11N4C	On Request
15	33	ATV320D15N4C	On Request
Three phase-Supply Voltage: 380...500V (BOOK)			
0.4	1.5	ATV320U04N4B	On Request
0.6	1.9	ATV320U06N4B	On Request
0.8	2.3	ATV320U07N4B	On Request
1.1	3	ATV320U11N4B	On Request
1.5	4.1	ATV320U15N4B	On Request
2.2	5.5	ATV320U22N4B	On Request
3	7.1	ATV320U30N4B	On Request
4	9.5	ATV320U40N4B	On Request
5.5	14.3	ATV320U55N4B	On Request
7.5	17	ATV320U75N4B	On Request
11	27.7	ATV320D11N4B	On Request
15	33	ATV320D15N4B	On Request
Three phase-Supply Voltage: 380...500V, IP66			
0.37	1.5	ATV320U04N4W*	On Request
0.55	1.9	ATV320U06N4W*	On Request
0.75	2.3	ATV320U07N4W*	On Request
1.1	3	ATV320U11N4W*	On Request
1.5	4.1	ATV320U15N4W*	On Request
2.2	5.5	ATV320U22N4W*	On Request
3	7.1	ATV320U30N4W*	On Request
4	9.5	ATV320U40N4W*	On Request
5.5	14.3	ATV320U55N4W*	On Request
7.5	17	ATV320U75N4W*	On Request

Note: References ending with B are BOOK type & Reference ending with C are COMPACT type. References ending with N4W* are IP66.

Please contact Customer Care Center for Stockable and Non stockable status of references.

NORMAL STOCK ITEMS

W.E.F. January 30th, 2023



Altivar™ The next SMART manufacturing era

Altivar™ Machine ATV340, innovative
variable speed drives for high-performance machines

The Altivar™ Machine ATV340* drive is robust for high overloads, offering safety, various communication protocols, and cutting-edge motor control solution for machine builders.

Traditional machine design is challenged by the smart manufacturing approach. Changing times require innovative features such as the native Ethernet based - Fast Device Replacement. It gives machine operators a seamless service approach. The embedded encoder is compatible with asynchronous and synchronous motors in closed-loop control applications and the load-sharing master/slave configuration makes ATV340 a SMART manufacturing success.

* From 1 HP to 100 HP in heavy duty with 3-phase supply voltage from 380 to 480 V.



High performance in material handling, material working and hoisting

The ATV340 improves the capabilities and availability of high-performance machines while reducing build costs thanks to:

- **Superior machine performance.** With a maximum torque availability of 1.8 In and optimized speed bandwidth of up to 400 Hz, the ATV 340 is ideal for dynamic applications with rapid acceleration. Its frequency inverters can handle high overloads in demanding applications up to 220% nominal torque.
- **Faster reaction time.** A combination of fast application reaction time with a minimum 1 ms task cycle and Ethernet connectivity maximizes your machine's throughput.
- **Simplified machine engineering.** Built-in multiprotocol (Ethernet, Modbus, SERCOS) a variety of interfaces, an embedded encoder and integrated application functions offer maximum flexibility in design. Remote monitoring via the embedded web server enables predictive maintenance. EcoStruxure™ Machine & FDR allow faulty device replacement service with short time machine recovery.
- **Reduced design time.** Complete project replication is possible with one-button auto-tuning for motor identification and supports efficient machine commissioning and production. Additionally, ready-to-use Tested, Validated, and Documented Architectures (TDVAs) and SoMachine software facilitate seamless automation integration.
- **Comprehensive functional safety and cyber security.** With embedded STO (SIL3) and a full range of safety functions (SS1, SLS, SMS, SBC, GDL), the ATV340 is compliant with machine related safety standards EN ISO 13849-1 and EN 62061. The ATV340 also has Achilles level 2 cyber-security certification to protect people and assets while ensuring continuity of service.
- **Robust.** In harsh environments with high levels of dust and vibration and operating temperatures up to 60°C. Due to high IGBT and thermal dissipation efficiency, it allows additional 40% of rated current taking motor power to 130kW under normal duty operation.

220%
Nominal torque

1 ms
Application cycle time



Modular and Ethernet version with different application approach



Optional Safety card offers for high-end safety functions

Safe Stop 1 (SS1)
Safe Limited Speed (SLS)
Safe Maximum Speed (SMS)
Safe Brake Control (SBC)
Guard Door Lock (GDL)



High power Safety solution (up to 75kW), Safety card and additional module support

For more information and product references visit

se.com/drives

Altivar™ 340: Drives with innovative variable speed drives for high-performance machines upto 75kW



- Reduced requirement for additional devices thanks to rich interfaces, I/Os, and PTIs/PTOs, and an embedded encoder
- 5 DI +2 (DI/DO);2 RO ;2 AI ;1 AO
- 30kW...75kW : 8 DI ;1DO ;3RO ;3AI ;2AO
- DC choke inbuilt from 30kW and above
- Heavy duty 150%In for 60sec & 180%In for 2sec
- Embedded STO SIL3
- On board A/B/I & SinCos 1Vpp encoder
- Chemical class for harsh environment 3C3
- High-speed native multi-Ethernet connectivity – real-time communication
- 1 ms application cycle time

ATV340 Modular Drive: Power & Supply Voltage: 0.75 – 22 kW & 400/480 V three phase

ATV340 Ethernet Drive(ATV340***N4E): Power & Supply Voltage: 0.75 – 75 kW & 400/480 V three phase

ND	kW		Max. continuous current (A)		Reference	Unit MRP [₹]
	HD	LD	ND	HD		
Three phase-Supply Voltage: 380...480V (Modular)						
1.1	0.75		2.8	2.2	ATV340U07N4	On Request
2.2	1.5		5.6	4	ATV340U15N4	On Request
3	2.2		7.2	5.6	ATV340U22N4	On Request
4	3		9.3	7.2	ATV340U30N4	On Request
5.5	4		12.7	9.3	ATV340U40N4	On Request
7.5	5.5		16.5	12.7	ATV340U55N4	On Request
11	7.5		24	16.5	ATV340U75N4	On Request
15	11		32	24	ATV340D11N4	On Request
18.5	15		39	32	ATV340D15N4	On Request
22	18.5		46	39	ATV340D18N4	On Request
30	22		62	46	ATV340D22N4	On Request
Three phase-Supply Voltage: 380...480V (With Ethernet)						
1.1	0.75		2.8	2.2	ATV340U07N4E	On Request
2.2	1.5		5.6	4	ATV340U15N4E	On Request
3	2.2		7.2	5.6	ATV340U22N4E	On Request
4	3		9.3	7.2	ATV340U30N4E	On Request
5.5	4		12.7	9.3	ATV340U40N4E	On Request
8	5.5		16.5	12.7	ATV340U55N4E	On Request
11	8		24	16.5	ATV340U75N4E	On Request
15	11		32	24	ATV340D11N4E	On Request
18.5	15		39	32	ATV340D15N4E	On Request
22	18.5		46	39	ATV340D18N4E	On Request
30	22		62	46	ATV340D22N4E	On Request
37	30		74.5	61.5	ATV340D30N4E	On Request
45	37		88	74.5	ATV340D37N4E	On Request
55	45		106	88	ATV340D45N4E	On Request
75	55		145	106	ATV340D55N4E	On Request
90	75		173	145	ATV340D75N4E	On Request

*ATV340 display is optional - VW3A1113



How do you benefit from Altivar™ Process's application expertise?



ROD PUMPS



MIXERS



HOISTING

ATV900

- DC Bus sharing and 4Q apps. using ATV980/990
- Control all types of synchronous motors as well as async. motors in open or closed loop,
- Manage master/slave apps such as conveyor with multi drive link
- Increase asset life using dedicated hoisting, PCP/ESP and rod pump applications functions

Demanding Applications



ATV600

- Monitor energy consumption, energy based KPIs with 95% accuracy
- Monitor pump operation state and efficiency (BEP)
- Control multi pump applications in WWW & F&B environments with
- Dedicated motor & asset protection functions such as pump and pipe protection

Fluid & Gas Applications



FANS



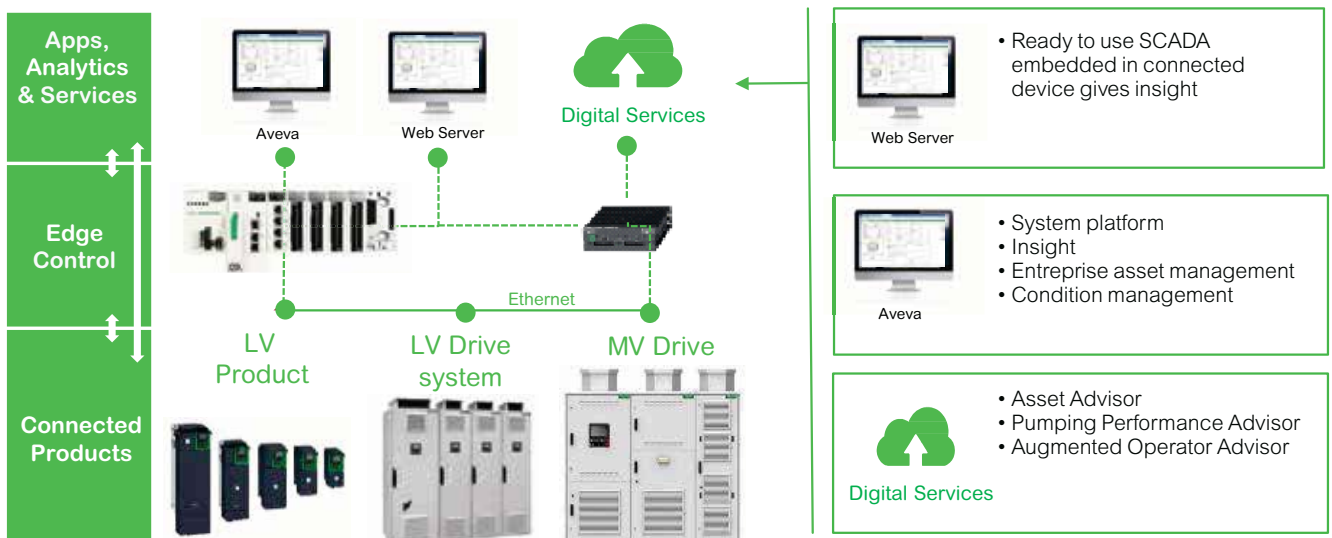
CENTRIF. PUMPS



COMPRESSORS

Motor's Data Flow within EcoStruxure

EcoStruxure™ Innovation At Every Level



Please contact Customer Care Center for Stockable and Non stockable status of references.

NORMAL STOCK ITEMS

W.E.F. January 30th, 2023

Altivar™ Process Drives for industrial utility applications

Altivar™ process drives deliver added-value services to enable business and process optimization through improved life cycle asset management and optimized energy consumption. Designed to assist OEMs, system integrators, and industrial process owners, Altivar™ process drives improve process performance by enabling full information and operational technology convergence. Embedded PlantStruxure™ and Foxboro™ Evo architectures simplify system integration.



Water applications

- Booster pumps
- Lift station pumps
- Desalination pumps
- Water supply pumps
- Water suction pumps
- Progressing cavity pumps
- Influent and effluent pumps
- Secondary clean water pumps



Oil & Gas applications

- Rod pumps
- Feed pumps
- Pipeline, booster, and unloading pumps
- Water injection pumps
- Reciprocating and centrifugal compressors
- Progressing cavity pumps
- Electric submersible pumps



Mining & Metals applications

- Rod pumps
- Feed pumps
- Pipeline, booster, and unloading pumps
- Water injection pumps
- Reciprocating and centrifugal compressors
- Progressing cavity pumps
- Electric submersible pumps



	Altivar 630	Altivar 650	Altivar 930	Altivar 950
Voltage	480	480	480	480
kW	0.75 – 315 kW	0.75 – 90 kW	0.75 – 315 kW	0.75 – 90 kW
Enclosure	UL Type 1 Heatsink kit option: 125 – 250 hp	UL Type 12	UL Type 1 Heatsink kit option: 125 – 250 hp	UL Type 12
Application functions	Multi-pump control, > 30 pump functions, fans, and simple material handling	Multi-pump control, > 30 pump functions, fans, and simple material handling	Load share, master slave, safety inputs, dynamic braking	Master slave, safety inputs, dynamic braking
Performance	Normal or heavy duty	Normal or heavy duty	High-torque capacity encoder options, dual Ethernet ports	High-torque capacity encoder options, dual Ethernet ports

Contact with Schneider Electric sales for country of origin.

Please contact Customer Care Center for Stockable and Non stockable status of references.

NORMAL STOCK ITEMS


W.E.F. January 30th, 2023

Altivar™ Process ATV630 : Variable Speed I IOT Drive dedicated to process

Industry and Utilities (Pump & Fan) from 0.75 kW to 315 kW.



- Alfa-numeric and graphical display to monitor trends and values
- Inbuilt features dedicated for Pump eg. Pump Curves, Pipe fill, Anti Jam, Pipe cleaning etc
- Calculative power consumption with respect to flow (kwh/m³)
- VFD designed for 50 deg C without derating.
- In Built choke & EMC Filter
- Integrated Modbus & Modbus TCP/IP (Ethernet)
- Web server inbuilt
- Ethernet & Modbus in Built
- QR code feature in built to get documents access on line and register service request directly from QR code.



ND	kW		Max. continuous current (A)		Reference	Unit MRP [₹]
	HD	ND	HD	ND		
Three phase-Supply Voltage:380...480V (IP21)						
0.75	0.37	2.2	1.5	ATV630U07N4	On Request	
1.5	0.75	4	2.2	ATV630U15N4	On Request	
2.2	1.5	5.6	4	ATV630U22N4	On Request	
3	2.2	7.2	5.6	ATV630U30N4	On Request	
4	3	9.3	7.2	ATV630U40N4	On Request	
5.5	4	12.7	9.3	ATV630U55N4	On Request	
7.5	5.5	16.5	12.7	ATV630U75N4	On Request	
11	7.5	23.5	16.5	ATV630D11N4	On Request	
15	11	31.7	23.5	ATV630D15N4	On Request	
18.5	15	39.2	31.7	ATV630D18N4	On Request	
22	18.5	46.3	39.2	ATV630D22N4	On Request	
30	22	61.5	46.3	ATV630D30N4	On Request	
37	30	74.5	61.5	ATV630D37N4	On Request	
45	37	88	74.5	ATV630D45N4	On Request	
55	45	106	88	ATV630D55N4	On Request	
75	55	145	106	ATV630D75N4	On Request	
90	75	173	145	ATV630D90N4	On Request	
110	90	211	173	ATV630C11N4	On Request	
132	110	250	211	ATV630C13N4	On Request	
160	132	302	250	ATV630C16N4	On Request	
220	160	427	302	ATV630C22N4	On Request	
250	220	481	387	ATV630C25N4	On Request	
315	250	616	481	ATV630C31N4	On Request	
Three phase-Supply Voltage: 380...480V (IP55)						
0.75	0.37	2.2	1.5	ATV650U07N4	On Request	
1.5	0.75	4	2.2	ATV650U15N4	On Request	
2.2	1.5	5.6	4	ATV650U22N4	On Request	
3	2.2	7.2	5.6	ATV650U30N4	On Request	
4	3	9.3	7.2	ATV650U40N4	On Request	
5.5	4	12.7	9.3	ATV650U55N4	On Request	
7.5	5.5	16.5	12.7	ATV650U75N4	On Request	
11	7.5	23.5	16.5	ATV650D11N4	On Request	
15	11	31.7	23.5	ATV650D15N4	On Request	
18.5	15	39.2	31.7	ATV650D18N4	On Request	
22	18.5	46.3	39.2	ATV650D22N4	On Request	
30	22	61.5	46.3	ATV650D30N4	On Request	
37	30	74.5	61.5	ATV650D37N4	On Request	
45	37	88	74.5	ATV650D45N4	On Request	
55	45	106	88	ATV650D55N4	On Request	
75	55	145	106	ATV650D75N4	On Request	
90	75	173	145	ATV650D90N4	On Request	

N4Z without display, VW3A1111 advance display to be ordered separately

Please contact Customer Care Center for Stockable and Non stockable status of references.

NORMAL STOCK ITEMS

W.E.F. January 30th, 2023

Altivar™ Process ATV930: Variable speed drives dedicated to constant torque application with excellent motor control and connectivity capabilities (0.75kW to 315kW)



- Alfa-numeric and graphical display to monitor trends and values.
- Calculative power consumption with respect to flow (kwh/m³).
- VFD designed for 50 deg C without derating.
- In Built choke & EMC Filter
- Integrated Modbus & dual Ethernet port
- Web server in built
- Macro configuration of hoisting & conveyor are available
- Ethernet & Modbus in Built
- QR code feature in built to get documents access on line and register service request directly from QR code.



ND	kW		Max. continuous current (A)		Reference	Unit MRP [₹]
	HD	ND	HD	ND		
Three phase-Supply Voltage: 380...480V (IP21)						
0.75	0.37	2.2	1.5	ATV930U07N4	On Request	
1.5	0.75	4	2.2	ATV930U15N4	On Request	
2.2	0.75	5.6	4	ATV930U22N4	On Request	
3	1.5	7.2	5.6	ATV930U30N4	On Request	
4	2.2	9.3	7.2	ATV930U40N4	On Request	
5.5	3	12.7	9.3	ATV930U55N4	On Request	
7.5	4	16.5	12.7	ATV930U75N4	On Request	
11	5.5	23.5	16.5	ATV930D11N4	On Request	
15	7.5	31.7	23.5	ATV930D15N4	On Request	
18.5	15	39.2	31.7	ATV930D18N4	On Request	
22	18.5	46.3	39.2	ATV930D22N4	On Request	
30	22	61.5	46.3	ATV930D30N4	On Request	
37	30	74.5	61.5	ATV930D37N4	On Request	
45	37	88	74.5	ATV930D45N4	On Request	
55	45	106	88	ATV930D55N4C*	On Request	
55	45	106	88	ATV930D55N4	On Request	
75	55	145	106	ATV930D75N4C*	On Request	
75	55	145	106	ATV930D75N4	On Request	
90	75	173	145	ATV930D90N4C*	On Request	
90	75	173	145	ATV930D90N4	On Request	
110	90	211	173	ATV930C11N4C*	On Request	
110	90	211	173	ATV930C11N4	On Request	
132	110	250	211	ATV930C13N4C*	On Request	
132	110	250	211	ATV930C13N4	On Request	
160	132	302	250	ATV930C16N4C*	On Request	
160	132	302	250	ATV930C16N4	On Request	
220	160	427	302	ATV930C22N4C*	On Request	
220	160	427	302	ATV930C22N4	On Request	
250	200	481	387	ATV930C25N4C*	On Request	
315	250	616	481	ATV930C31N4C*	On Request	
Three phase-Supply Voltage: 380...480V (IP55)						
0.75	0.37	2.2	1.5	ATV950U07N4	On Request	
1.5	0.75	4	2.2	ATV950U15N4	On Request	
2.2	0.75	5.6	4	ATV950U22N4	On Request	
3	1.5	7.2	5.6	ATV950U30N4	On Request	
4	2.2	9.3	7.2	ATV950U40N4	On Request	
5.5	3	12.7	9.3	ATV950U55N4	On Request	
7.5	4	16.5	12.7	ATV950U75N4	On Request	
11	5.5	23.5	16.5	ATV950D11N4	On Request	
15	7.5	31.7	23.5	ATV950D15N4	On Request	
18.5	15	39.2	31.7	ATV950D18N4	On Request	
22	18.5	46.3	39.2	ATV950D22N4	On Request	
30	22	61.5	46.3	ATV950D30N4	On Request	
37	30	74.5	61.5	ATV950D37N4	On Request	
45	37	88	74.5	ATV950D45N4	On Request	
55	45	106	88	ATV950D55N4	On Request	
75	55	145	106	ATV950D75N4	On Request	
90	75	173	145	ATV950D90N4	On Request	

*Reference ending with 'C' is without braking unit
 N4Z without display, VW3A1111 advance display to be ordered separately
 Please contact Customer Care Center for Stockable and Non stockable status of references.



Altivar™ Process Modular ATV6XX/9XX LV Variable Speed Drive

Altivar™ Process Modular 110kW to 1200kW, 415V & 690V
***Coming Soon upto 2.6 MW**

The Altivar™ Process is the first services-oriented Low Voltage & Medium Voltage Drives allowing End Users with its energy management services and assets management capabilities, to:

- Measure their plant's energy consumption
- Control process equipment at its best efficiency
- Implement real-time asset management and predictive maintenance
- The Altivar™ Process Modular complete the Altivar Process line-up with a solution to address high end applications.
- The Altivar™ Process Modular offer partners capability to:
 - Lower inventories mix while providing flexibility for faster deliveries.
 - Standardized design and manufacturing processes of systems drives
 - Gain efficiency in servicing endcustomer
- Available in 48% THDi or with 3-level AFE design that is lower than 3% THDi and with less stress on motorse.

Standard Offer

Drive Ratings For 380...480 V

Normal Duty - 400 V

Modular Single Drive	Nominal Power kW	Power Part Supply		Drive (output)			Unit MRP [₹]
		Input Current At 400 Vac	Apparent Power	Nominal Current (1)	Max. Transient current (1)		
		A	kVA	A	ATV600 (2)	ATV900 (3)	
ATV•A0C11Q4	110	198	137	211	232	253	On Request
ATV•A0C13Q4	132	233	161	250	275	300	On Request
ATV•A0C16Q4	160	278	193	302	332	362	On Request
ATV•A0C20Q4	200	352	244	370	407	444	On Request
ATV•A0C25Q4	250	432	299	477	525	572	On Request
ATV•A0C31Q4	315	538	373	590	649	708	On Request
ATV•A0C35Q4	355	611	423	660	726	792	On Request
ATV•A0C40Q4	400	681	472	730	803	876	On Request
ATV•A0C45Q4	450	764	529	830	913	996	On Request
ATV•A0C50Q4	500	846	586	900	990	1,080	On Request
ATV•A0C56Q4	560	948	657	1,020	1,122	1,224	On Request
ATV•A0C63Q4	630	1,058	733	1,140	1,254	1,368	On Request
ATV•A0C71Q4	710	1,192	826	1,260	1,386	1,512	On Request
ATV•A0C80Q4	800	1,335	925	1,420	1,562	1,704	On Request
ATV•A0M10Q4	1000	1,692	1172	1,770	1,947	2,124	On Request

Heavy Duty - 400 V

Modular Single Drive	Nominal Power kW	Power Part Supply		Drive (output)			Unit MRP [₹]
		Input Current At 400 Vac	Apparent Power	Nominal Current (1)	Max. Transient current (1) (2)		
		A	kVA	A	ATV600	ATV900	
ATV•A0C11Q4	90	167	116	173	260	260	On Request
ATV•A0C13Q4	110	198	137	211	317	317	On Request
ATV•A0C16Q4	132	233	161	250	375	375	On Request
ATV•A0C20Q4	160	290	201	302	453	453	On Request
ATV•A0C25Q4	200	353	245	370	555	555	On Request
ATV•A0C31Q4	250	432	299	477	716	716	On Request
ATV•A0C35Q4	280	489	339	520	780	780	On Request
ATV•A0C40Q4	315	545	378	590	885	885	On Request
ATV•A0C45Q4	355	611	423	660	990	990	On Request
ATV•A0C50Q4	400	681	472	730	1,095	1,095	On Request
ATV•A0C56Q4	450	767	531	830	1,245	1,245	On Request
ATV•A0C63Q4	500	849	588	900	1,350	1,350	On Request
ATV•A0C71Q4	560	951	659	1,020	1,530	1,530	On Request
ATV•A0C80Q4	630	1,061	735	1,140	1,710	1,710	On Request
ATV•A0M10Q4	800	1,246	950	1,420	2,130	2,130	On Request

Normal Duty - 690 V

Modular Single Drive	Nominal Power kW	Power Part Supply		Drive (output)			Unit MRP [₹]
		Input Current At 690 Vac	Apparent Power	Nominal Current (1)	Max. Transient current (1)		
		A	kVA	A	ATV600 (2)	ATV900 (3)	
ATV•A0C11Q6	110	118	141	125	138	150	On Request
ATV•A0C13Q6	132	138	165	145	160	174	On Request
ATV•A0C16Q6	160	163	195	175	193	210	On Request
ATV•A0C20Q6	200	200	239	215	237	258	On Request
ATV•A0C25Q6	250	255	305	275	303	330	On Request
ATV•A0C31Q6	315	316	378	340	374	408	On Request
ATV•A0C40Q6	400	394	471	425	468	510	On Request
ATV•A0C50Q6	500	495	592	520	572	624	On Request
ATV•A0C63Q6	630	615	735	650	715	780	On Request
ATV•A0C80Q6	800	776	927	830	913	996	On Request
ATV•A0M10Q6	1,000	969	1,158	1,030	1,133	1,236	On Request
ATV•A0M12Q6	1,200	1,161	1,388	1,230	1,353	1,476	On Request

Please contact Customer Care Center for Stockable and Non stockable status of references.

NORMAL STOCK ITEMS

W.E.F. January 30th, 2023

Heavy Duty - 690 V

Modular Single Drive	Nominal Power kW	Power Part Supply		Drive (output)			Unit MRP [₹]
		Input Current At 690 Vac	Apparent Power	Nominal Current (1)	Max. Transient current (1) (2)		
		A	kVA	A	ATV600 A	ATV900 A	
ATV•A0C11Q6	90	100	120	105	158	158	On Request
ATV•A0C13Q6	110	118	141	125	188	188	On Request
ATV•A0C16Q6	132	138	165	145	218	218	On Request
ATV•A0C20Q6	160	163	195	175	263	263	On Request
ATV•A0C25Q6	200	211	252	215	323	323	On Request
ATV•A0C31Q6	250	255	305	275	413	413	On Request
ATV•A0C40Q6	315	316	378	340	510	510	On Request
ATV•A0C50Q6	400	401	479	425	638	638	On Request
ATV•A0C63Q6	500	495	592	520	780	780	On Request
ATV•A0C80Q6	630	619	740	650	975	975	On Request
ATV•A0M10Q6	800	779	931	830	1,245	1,245	On Request
ATV•A0M12Q6	1,000	971	1,160	1,030	1,545	1,545	On Request

LH/Regen offer

Normal Duty - 400 V

Modular Single Drive	Nominal Power kW	Power Part Supply		Drive (output)			Unit MRP [₹]
		Input Current At 400 Vac	Apparent Power	Nominal Current (1)	Max. Transient current (1)		
		A	kVA	A	ATV600 (2) A	ATV900 (3) A	
ATV•B0C11Q4	110	175	121	211	232	253	On Request
ATV•B0C13Q4	132	208	144	250	275	300	On Request
ATV•B0C16Q4	160	252	174	302	332	362	On Request
ATV•B0C20Q4	200	313	217	370	407	444	On Request
ATV•B0C25Q4	250	389	270	477	525	572	On Request
ATV•B0C31Q4	315	491	340	590	649	708	On Request
ATV•B0C35Q4	355	553	383	660	726	792	On Request
ATV•B0C40Q4	400	620	429	730	803	876	On Request
ATV•B0C45Q4	450	697	483	830	913	996	On Request
ATV•B0C50Q4	500	775	537	900	990	1,080	On Request
ATV•B0C56Q4	560	868	601	1,020	1,122	1,224	On Request
ATV•B0C63Q4	630	971	673	1,140	1,254	1,368	On Request
ATV•B0C71Q4	710	1,094	758	1,260	1,386	1,512	On Request
ATV•B0C80Q4	800	1,227	850	1,420	1,562	1,704	On Request
ATV•B0M10Q4	1000	1,550	1074	1,770	1,947	2,124	On Request

Heavy Duty - 400 V

Modular Single Drive	Nominal Power kW	Power Part Supply		Drive (output)			Unit MRP [₹]
		Input Current At 400 Vac	Apparent Power	Nominal Current (1)	Max. Transient current (1) (2)		
		A	kVA	A	ATV600 A	ATV900 A	
ATV•B0C11Q4	90	144	100	173	260	260	On Request
ATV•B0C13Q4	110	174	121	211	317	317	On Request
ATV•B0C16Q4	132	208	144	250	375	375	On Request
ATV•B0C20Q4	160	252	174	302	453	453	On Request
ATV•B0C25Q4	200	313	217	370	555	555	On Request
ATV•B0C31Q4	250	389	270	477	716	716	On Request
ATV•B0C35Q4	280	436	302	520	780	780	On Request
ATV•B0C40Q4	315	491	340	590	885	885	On Request
ATV•B0C45Q4	355	553	383	660	990	990	On Request
ATV•B0C50Q4	400	620	429	730	1,095	1,095	On Request
ATV•B0C56Q4	450	697	483	830	1,245	1,245	On Request
ATV•B0C63Q4	500	775	537	900	1,350	1,350	On Request
ATV•B0C71Q4	560	868	601	1,020	1,530	1,530	On Request
ATV•B0C80Q4	630	971	673	1,140	1,710	1,710	On Request
ATV•B0M10Q4	800	1,227	859	1,420	2,130	2,130	On Request

Please contact Customer Care Center for Stockable and Non stockable status of references.

NORMAL STOCK ITEMS

W.E.F. January 30th, 2023

LH/Regen offer

Normal Duty - 690 V

Modular Single Drive	Nominal Power kW	Power Part Supply		Drive (output)			Unit MRP [₹]
		Input Current At 690 Vac	Apparent Power	Nominal Current (1)	Max. Transient current (1)		
		A	kVA	A	ATV600 (2)	ATV900 (3)	
ATV•B0C11Q6	110	102	122	125	138	150	On Request
ATV•B0C13Q6	132	122	146	145	160	174	On Request
ATV•B0C16Q6	160	148	177	175	193	210	On Request
ATV•B0C20Q6	200	183	219	215	237	258	On Request
ATV•B0C25Q6	250	228	273	275	303	330	On Request
ATV•B0C31Q6	315	287	343	340	374	408	On Request
ATV•B0C40Q6	400	363	434	425	468	510	On Request
ATV•B0C50Q6	500	453	541	520	572	624	On Request
ATV•B0C63Q6	630	568	678	650	715	780	On Request
ATV•B0C80Q6	800	718	859	830	913	996	On Request
ATV•B0M10Q6	1,000	898	1,073	1,030	1,133	1,236	On Request
ATV•B0M12Q6	1,200	1,078	1,288	1,230	1,353	1,476	On Request

Heavy Duty - 690 V

Modular Single Drive	Nominal Power kW	Power Part Supply		Drive (output)			Unit MRP [₹]
		Input Current At 690 Vac	Apparent Power	Nominal Current (1)	Max. Transient current (1) (2)		
		A	kVA	A	ATV600	ATV900	
ATV•B0C11Q6	90	85	101	105	158	158	On Request
ATV•B0C13Q6	110	102	122	125	188	188	On Request
ATV•B0C16Q6	132	122	146	145	218	218	On Request
ATV•B0C20Q6	160	148	177	175	263	263	On Request
ATV•B0C25Q6	200	183	219	215	323	323	On Request
ATV•B0C31Q6	250	228	273	275	413	413	On Request
ATV•B0C40Q6	315	287	343	340	510	510	On Request
ATV•B0C50Q6	400	362	433	425	638	638	On Request
ATV•B0C63Q6	500	453	541	520	780	780	On Request
ATV•B0C80Q6	630	569	680	650	975	975	On Request
ATV•B0M10Q6	800	718	859	830	1,245	1,245	On Request
ATV•B0M12Q6	1,000	898	1,073	1,030	1,545	1,545	On Request

Please contact Customer Care Center for Stockable and Non stockable status of references.

NORMAL STOCK ITEMS

W.E.F. January 30th, 2023



APM Liquid Cooled Offer

Normal Duty - 415 V

ND Modular Single Drive	Nominal Power kW	Power Part Supply		Drive (output)			Unit MRP [₹]
		Input Current At 690 Vac	Apparent Power	Nominal Current (1)	Max. Transient current (1)		
		A	kVA	A	ATV600 A	ATV900 A	
ATV•L0C13Q4	132	244	169	250	275	300	On Request
ATV•L0C16Q4	160	287	199	302	332	362	On Request
ATV•L0C20Q4	200	350	242	370	407	444	On Request
ATV•L0C25Q4	250	429	297	477	525	572	On Request
ATV•L0C31Q4	315	536	371	590	649	708	On Request
ATV•L0C40Q4	400	684	474	730	803	876	On Request
ATV•L0C50Q4	500	847	587	900	990	1080	On Request
ATV•L0C63Q4	630	1056	732	1,140	1254	1,368	On Request
ATV•L0C80Q4	800	1335	925	1,420	1562	1,704	On Request
ATV•L0C90Q4	900	1502	1041	1,600	1760	1920	On Request
ATV•L0M10Q4	1000	1669	1156	1,770	1947	2124	On Request
ATV•L0M12Q4	1200	2005	1389	2,140	2354	2568	On Request
ATV•L0M15Q4	1500	2513	1741	2,680	2948	3216	On Request
ATV•L0M18Q4	1800	3028	2098	3,200	3520	3840	On Request

Heavy Duty - 415 V

HD Modular Single Drive	Nominal Power kW	Power Part Supply		Drive (output)			Unit MRP [₹]
		Input Current At 690 Vac	Apparent Power	Nominal Current (1)	Max. Transient current (1)		
		A	kVA	A	ATV600 A	ATV900 A	
ATV•L0C13Q4	110	210	145	211	317	317	On Request
ATV•L0C16Q4	132	244	169	250	375	375	On Request
ATV•L0C20Q4	160	287	199	302	453	453	On Request
ATV•L0C25Q4	200	350	242	370	555	555	On Request
ATV•L0C31Q4	250	429	297	477	716	716	On Request
ATV•L0C40Q4	315	549	380	590	885	885	On Request
ATV•L0C50Q4	400	684	474	730	1095	1095	On Request
ATV•L0C63Q4	500	847	587	900	1350	1350	On Request
ATV•L0C80Q4	630	1062	736	1140	1710	1710	On Request
ATV•L0C90Q4	710	1188	823	1260	1890	1890	On Request
ATV•L0M10Q4	800	1339	928	1420	2130	2130	On Request
ATV•L0M12Q4	1000	1669	1156	1770	2655	2655	On Request
ATV•L0M15Q4	1200	2005	1389	2140	3210	3210	On Request
ATV•L0M18Q4	1400	2341	1622	2470	3705	3705	On Request

Please contact Customer Care Center for Stockable and Non stockable status of references.

NORMAL STOCK ITEMS

W.E.F. January 30th, 2023



Normal Duty - 690 V

ND Modular Single Drive	Nominal Power kW	Power Part Supply		Drive (output)			Unit MRP [₹]
		Input Current At 690 Vac	Apparent Power	Nominal Current (1)	Max. Transient current (1)		
		A	kVA	A	ATV600 A	ATV900 A	
ATV•L0C20Q6	200	218	261	215	237	258	On Request
ATV•L0C28Q6	280	290	347	308	339	370	On Request
ATV•L0C31Q6	315	322	385	340	374	408	On Request
ATV•L0C40Q6	400	399	477	425	468	510	On Request
ATV•L0C45Q6	450	446	533	480	528	576	On Request
ATV•L0C56Q6	560	563	673	590	649	708	On Request
ATV•L0C71Q6	710	700	837	740	814	888	On Request
ATV•L0C90Q6	900	875	1046	930	1023	1,116	On Request
ATV•L0M12Q6	1200	1260	1506	1,230	1353	1,476	On Request
ATV•L0M14Q6	1400	1355	1619	1,425	1568	1710	On Request
ATV•L0M16Q6	1600	1547	1849	1,620	1782	1944	On Request
ATV•L0M18Q6	1800	1740	2080	1,820	2002	2184	On Request
ATV•L0M22Q6	2200	2120	2543	2,220	2442	2664	On Request
ATV•L0M26Q6	2600	2517	3008	2,620	2882	3144	On Request

Heavy Duty - 690 V

HD Modular Single Drive	Nominal Power kW	Power Part Supply		Drive (output)			Unit MRP [₹]
		Input Current At 690 Vac	Apparent Power	Nominal Current (1)	Max. Transient current (1)		
		A	kVA	A	ATV600 A	ATV900 A	
ATV•L0C20Q6	160	184	220	175	263	263	On Request
ATV•L0C28Q6	220	236	282	240	360	360	On Request
ATV•L0C31Q6	250	262	313	275	413	413	On Request
ATV•L0C40Q6	315	322	385	340	510	510	On Request
ATV•L0C45Q6	355	359	429	384	576	576	On Request
ATV•L0C56Q6	450	462	552	480	720	720	On Request
ATV•L0C71Q6	560	563	673	590	885	885	On Request
ATV•L0C90Q6	710	700	837	740	1110	1110	On Request
ATV•L0M12Q6	1000	976	1166	1030	1545	1545	On Request
ATV•L0M14Q6	1100	1070	1279	1130	1695	1695	On Request
ATV•L0M16Q6	1300	1262	1508	1330	1995	1995	On Request
ATV•L0M18Q6	1400	1357	1622	1425	2138	2138	On Request
ATV•L0M22Q6	1700	1644	1955	1720	2580	2580	On Request
ATV•L0M26Q6	2100	2030	2426	2120	3180	3180	On Request

Please contact Customer Care Center for Stockable and Non stockable status of references.

NORMAL STOCK ITEMS

W.E.F. January 30th, 2023

Reduce mechanical stress on your machines

Altistart™ 01

Altivar™ ATS130




Altistart™ 22

Altivar™ Soft Starter ATS480

Complete range of soft starters from 0.37 kW (3 Amps)
to 900 kW (1200 Amps)




Altivar™ Soft Starters: 3 ranges to match your applications




Small and Simple

ATS01



Compact design for normal duty applications

ATS22



Digitally integrated for heavy duty and normal duty applications

ATS480



Process and infrastructures



Standard industrial Machines



Simple machines and HVAC

Main data on Altivar™ Soft Starters



Us rated operational voltage	208 to 690V	230 to 440V 208 to 600V	110 to 480V single phase 110 to 480V 3 phase
Rated operational current	17 to 1200A	17 to 590A	3 to 12A (1 ph) –6 to 32A (3ph)
Power range	4 to 900kW	4 to 400kW	0,37 to 15kW
UcControl supply voltage	110 to 230Vac	110 to 230Vac	24V AC/DC 110-240Vac
Connectivity	Modbus, Modbus TCP, EtherNet/IP, Profinet, Profibus DP, CANopen	Modbus	-
Type of control	Torque Control, voltage control	Voltage control	Voltage ramp
Current limitation	500% Ie (up to 700% rated motor current)	350% Ie	-
Stop mode	Torque ramp, voltage ramp, dynamic braking, DC injection	Freewheel, voltage ramp	Freewheel, voltage ramp
Thermal protections Other protections	Electronic, PTC, PT100 2 or 3 wires Underload, overload, motor phase loss, line phase inversion excessive acceleration time, current overload, ground leakage	Electronic Underload, overload, motor phase loss, line phase inversion excessive acceleration time, current overload, ground leakage	-

Soft Starter

ATS01 – Soft Starter for Simple Machine



[Us] Rated Supply Voltage	Network Number of Phases	Motor Power kW	Starting Time	[Ie] Rated Operational Current (A)	Reference	Unit MRP [₹]
380....415V 50.....60Hz	3	1.5kW/2.2kW/3kW	adjustable from 1 to 10s	6	ATS01N206QN	On Request
		4kW	adjustable from 1 to 10s	9	ATS01N209QN	On Request
		5.5kW	adjustable from 1 to 10s	12	ATS01N212QN	On Request
		7.5kW/11kW	adjustable from 1 to 10s	22	ATS01N222QN	On Request
		15kW	adjustable from 1 to 10s	32	ATS01N232QN	On Request

ATS22 - Soft Starter for Utilities (Pump & fan)



- Embedded shorting contactor
- Size reduction: average of 25% less compare to ATS48 alone (without additional by-pass)
- Full starter and motor protections
- True three phases control
- Modbus in Built

kW (400 V)	Nominal Current (Amps)	Reference	Unit MRP [₹]
Three phase-Supply Voltage: 230V...440V			
7.5	17	ATS22D17Q	On Request
15	32	ATS22D32Q	On Request
22	47	ATS22D47Q	On Request
30	62	ATS22D62Q	On Request
37	75	ATS22D75Q	On Request
45	88	ATS22D88Q	On Request
55	110	ATS22C11Q	On Request
75	140	ATS22C14Q	On Request
90	170	ATS22C17Q	On Request
110	210	ATS22C21Q	On Request
132	250	ATS22C25Q	On Request
160	320	ATS22C32Q	On Request
220	410	ATS22C41Q	On Request
250	480	ATS22C48Q	On Request
315	590	ATS22C59Q	On Request

Altivar™ Soft Starter ATS480



The Altivar™ Soft Starter ATS480 is the next evolution of soft starters for digitization, while meeting cybersecurity standard. Designed to address process and infrastructures, ATS480 simplifies projects execution and maximizes the availability of your applications, even in the most demanding environments.

ATS480 builds on the proven robustness and stop/ starting performance of the ATS48.

ATS480 extends the lifetime of ATS48 equipment and preserves your initial investment by reusing current design.

Benefits

Reduced engineering time and cost

- The integration of Altivar Soft Starter ATS480 in EcoStruxure™ Apps and software for Automation and Power drastically simplify architecture selection, detailed design and execution.

Reliability for your operations

- Highly robust and reliable even for the most demanding applications or in harsh environments
- Flexibility to improve the continuity of service of your applications

Cybersecure

- User account management to enforce authorization
- ATS480 has enhance cybersecurity features built-in to restrict or disable port and services
- Threat intelligence to generate security related reports
- Secure boot and firmware upgrade

Complete solution for Process & Infrastructures projects



Only 1 range 208/690 V from 4 to 900kW



Options and accessories common to Altivar™

Altivar " Soft Starter ATS480 characteristics	
Us Rated operational voltage	208 to 690V
Ie rated operational current	17 to 1700A
Pe Power range	4 to 900kW
Application type	Normal and heavy duty
Control Type	Torque control, the original
Current limitation	500% Ie up to 700% motor In
Stop mode	Torque ramp, dynamic braking, DC injection
Motor thermal protection	Embedded electronic thermal relay, PTC, PT100
Connectivity	Modbus serial (embedded)
	Modbus TCP
	EtherNet/IP PROFINET PROFIBUS DP CANopen
Markings and Certifications	CE, c.UL.us, CCC, EAC, RCM, UKCA, DNV ABS, BV CCS

Soft Starter Selection

Refer to the following table to select ATS480 compatible with the ATS48 to substitute.

Legacy offers		New offers
ATS48●●●Q 230...415 Vac	ATS48●●●Y 208...690 Vac	ATS480●●●Y 208...690 Vac
ATS48D17Q	ATS48D17Y	ATS480D17Y
ATS48D22Q	ATS48D22Y	ATS480D22Y
ATS48D32Q	ATS48D32Y	ATS480D32Y
ATS48D38Q	ATS48D38Y	ATS480D38Y
ATS48D47Q	ATS48D47Y	ATS480D47Y
ATS48D62Q	ATS48D62Y	ATS480D62Y
ATS48D75Q	ATS48D75Y	ATS480D75Y
ATS48D88Q	ATS48D88Y	ATS480D88Y
ATS48C11Q	ATS48C11Y	ATS480C11Y
ATS48C14Q	ATS48C14Y	ATS480C14Y
ATS48C17Q	ATS48C17Y	ATS480C17Y
ATS48C21Q	ATS48C21Y	ATS480C21Y
ATS48C25Q	ATS48C25Y	ATS480C25Y
ATS48C32Q	ATS48C32Y	ATS480C32Y
ATS48C41Q	ATS48C41Y	ATS480C41Y
ATS48C48Q	ATS48C48Y	ATS480C48Y
ATS48C59Q	ATS48C59Y	ATS480C59Y
ATS48C66Q	ATS48C66Y	ATS480C66Y
ATS48C79Q	ATS48C79Y	ATS480C79Y
ATS48M10Q	ATS48M10Y	ATS480M10Y
ATS48M12Q	ATS48M12Y	ATS480M12Y

The specific legacy references and their functionality are included in the substitution:

Specific Legacy offers	New offers
ATS48●●●YS316, ability to set in Delta up to 500 V	ATS480●●●Y
ATS48●●●YS338, tropicalization coating	
ATS48●●●QS338, tropicalization coating	

Please contact Customer Care Center for Stockable and Non stockable status of references.

NORMAL STOCK ITEMS

W.E.F. January 30th, 2023

Green Premium™

Enhance sustainability with Altivar™ Soft Starter ATS480

Superior environmental performance thanks to upgradability and modernization solutions

Altivar™ Soft Starter ATS480 is RoHS and REACH compliant

- Transparent environment information
- Life Cycle Analysis, compliant with ISO 14025
- Circularity Profile

Altivar™ Soft Starter ATS480 brings key benefits to help you achieve superior upgradable performance by enhancing its embedded functionality and performance capabilities for both hardware and software. ATS480 also extends the service life of ATS48 equipment: ATS480 replaces ATS48 while keeping the same footprint, circuit breaker, contactors, cables, and behavior of the process, making way for evolution.

The additional power options and the cybersecurity-compliant firmware upgradability capabilities of the Altivar™ Soft Starter ATS480 can help you to maximize process continuity and operation, as well as reduce your operational expenses, by avoiding the need to replace your soft starter or modify your existing installation as a retrofit.

Benefits

- Enable a secure and digital area
- Reduce your engineering time and cost
- Help to secure your operations
- Reduce downtime
- Extend the service life of ATS48 equipment
- Make way for evolution
- Preserve your initial investment



Communication and Wi-Fi modules

The additional communication modules allow you to easily integrate Altivar™ Soft Starter ATS480 in your scalable automation system. Together with the Wi-Fi access point, they bring easy access to the real data provided by the soft starter, aiding its digitization and easy integration in Industry 4.0 technologies.

Cybersecurity-compliant firmware upgrade

You have the possibility to upgrade the Altivar™ Soft Starter ATS480 firmware. Available on se.com, the firmware is digitally signed and can only be applied if authenticity is verified by the ATS480.

Graphic display terminal and dynamic QR code

In addition to the detailed warnings and detected errors available on the removable plain text display terminal, the graphic display terminal provides contextual troubleshooting and direct access to the appropriate page of the documentation via a dynamic QR code.

Power options (line chokes, bypass contactor)

The power options of Altivar™ Soft Starter ATS480 bring you the possibility to improve the power quality and efficiency of your installation. These options also improve the continuity of service of the installation and its robustness.



Experience our offer on se.com/green-premium



Product selector for ATS480



EcoStruxure™ Motor Control Configurator



EcoStruxure™ Motor Management Design

Altistart™ 480

ATS480 in-line								ATS480
Motor nameplate								ATS480
Rated operational voltage (Ue)								
Rated motor power								
230 V	400 V	440 V	500 V	525 V	660 V	690 V		
kW	kW	kW	kW	kW	kW	kW	Reference	Unit MRP [₹]
Normal duty applications								
4	7.5	7.5	9	9	11	15	ATS480D17Y	On Request
5.5	11	11	11	11	15	18.5	ATS480D22Y	On Request
7.5	15	15	18.5	18.5	22	22	ATS480D32Y	On Request
9	18.5	18.5	22	22	30	30	ATS480D38Y	On Request
11	22	22	30	30	37	37	ATS480D47Y	On Request
15	30	30	37	37	45	45	ATS480D62Y	On Request
18.5	37	37	45	45	55	55	ATS480D75Y	On Request
22	45	45	55	55	75	75	ATS480D88Y	On Request
30	55	55	75	75	90	90	ATS480C11Y	On Request
37	75	75	90	90	110	110	ATS480C14Y	On Request
45	90	90	110	110	132	160	ATS480C17Y	On Request
55	110	110	132	132	160	200	ATS480C21Y	On Request
75	132	132	160	160	220	250	ATS480C25Y	On Request
90	160	160	220	220	250	315	ATS480C32Y	On Request
110	220	220	250	250	355	400	ATS480C41Y	On Request
132	250	250	315	315	400	500	ATS480C48Y	On Request
160	315	355	400	400	560	560	ATS480C59Y	On Request
–	355	400	–	–	630	630	ATS480C66Y	On Request
220	400	500	500	500	710	710	ATS480C79Y	On Request
250	500	630	630	630	900	900	ATS480M10Y	On Request
355	630	710	800	800	–	–	ATS480M12Y	On Request
Heavy duty applications								
3	5.5	5.5	7.5	7.5	9	11	ATS480D17Y	On Request
4	7.5	7.5	9	9	11	15	ATS480D22Y	On Request
5.5	11	11	11	11	15	18.5	ATS480D32Y	On Request
7.5	15	15	18.5	18.5	22	22	ATS480D38Y	On Request
9	18.5	18.5	22	22	30	30	ATS480D47Y	On Request
11	22	22	30	30	37	37	ATS480D62Y	On Request
15	30	30	37	37	45	45	ATS480D75Y	On Request
18.5	37	37	45	45	55	55	ATS480D88Y	On Request
22	45	45	55	55	75	75	ATS480C11Y	On Request
30	55	55	75	75	90	90	ATS480C14Y	On Request
37	75	75	90	90	110	110	ATS480C17Y	On Request
45	90	90	110	110	132	160	ATS480C21Y	On Request
55	110	110	132	132	160	200	ATS480C25Y	On Request
75	132	132	160	160	220	250	ATS480C32Y	On Request
90	160	160	220	220	250	315	ATS480C41Y	On Request
110	220	220	250	250	355	400	ATS480C48Y	On Request
132	250	250	315	315	400	500	ATS480C59Y	On Request
160	315	355	400	400	560	560	ATS480C66Y	On Request
–	355	400	–	–	630	630	ATS480C79Y	On Request
220	400	500	500	500	710	710	ATS480M10Y	On Request
250	500	630	630	630	900	900	ATS480M12Y	On Request

Please contact Customer Care Center for Stockable and Non stockable status of references.

NORMAL STOCK ITEMS

W.E.F. January 30th, 2023



Harmony Relays

Electromechanical, Timer and control Relays

Enhance **operational efficiency** and **optimize equipment availability** with our widest range of relays. Harmony relays are designed, manufactured, and tested to meet your needs for both wired logic functions and PLC Interfaces.

se.com/in



- **Wide choice:** 1C/O 10 A – 2C/O 5 A, 6 VDC – 230 VAC, multifunctional features
- **Robust installation:** fast-on pin terminal
- **Easy to use:** optional status indication and test function
- **Safe to perform:** feasibility to add protection modules (diode, diode + LED, RC circuit, or varistor + LED)
- **Space saving:** only 16 mm socket for 2C/O
- Complies to CE, UL, CSA, EAC

RXG Interface Relays NEW

Description	Relay	Control Circuit Voltage (V)		Reference	Unit MRP ₹
1CO 6 Pin Relay Standard cover lockable test button					
Without LED indicator	1 CO - 10 A	24V	DC	RXG11BD	558
		24V		RXG11B7	714
		120V	AC	RXG11F7	735
		230V		RXG11P7	694
1CO 6 Pin Relay Standard cover lockable test button					
With LED indicator	1 CO - 10 A	24V	DC	RXG12BD	629
		24V		RXG12B7	755
		120V	AC	RXG12F7	755
		230V		RXG12P7	755
1CO 6 Pin Relay without locable test button					
With LED indicator	1 CO - 10 A	24V	DC	RXG13BD	586
		120V		RXG13F7	803
		230V	AC	RXG13P7	739
1CO 6 Pin Relay without locable test button					
Without LED indicator	1 CO - 10 A	12V	DC	RXG15JD	517
		24V		RXG15BD	528
		230V	AC	RXG15P7	629
2CO 8 Pin Relay Standard cover lockable test button					
Without LED indicator	2 CO - 5 A	12V	DC	RXG21JD	639
		24V		RXG21BD	628
		120V		RXG21F7	762
		220V	AC	RXG21M7	820
		230V		RXG21P7	748
2CO 8 Pin Relay Standard cover lockable test button					
With LED indicator	2 CO - 5 A	24V	DC	RXG22BD	699
		48V		RXG22ED	724
		24V		RXG22B7	840
		120V	AC	RXG22F7	840
		220V		RXG22M7	824
		230V		RXG22P7	840
2CO 8 Pin Relay Standard cover without lockable test button					
With LED indicator	2 CO - 5 A	24V	DC	RXG23BD	655
		24V		RXG23B7	793
		120V	AC	RXG23F7	793
		220V		RXG23M7	793
		230V		RXG23P7	807
2CO 8 Pin Relay Standard cover without lockable test button					
Without LED indicator	2 CO - 5 A	12V	DC	RXG25JD	557
		24V		RXG25BD	567
		220V	AC	RXG25M7	735
		230V		RXG25P7	695

Please contact Customer Care Center for Stockable and Non stockable status of references.

✔ NORMAL STOCK ITEMS

W.E.F. January 30th, 2023



- 5A relay with 2C/O contacts or 3A relay with 4 C/O contacts
- Mechanical indicator with transparent cover
- Power On™ LED for readiness
- Socket for both DIN-rail and panel mounting
- Eco-design with ROHS, CE, GOST

RXM Miniature Relays

Description	Relay	Control Circuit Voltage (V)		Reference	Unit MRP [₹]
2 CO 8 Pin relays Without lockable test button					
Without LED indicator	2 CO - 5 A	24V	DC	RXM2LB1BD	423
		24V		RXM2LB1B7	442
		120V	AC	RXM2LB1F7	442
		230V		RXM2LB1P7	433
With LED indicator	2 CO - 5 A	24V	DC	RXM2LB2BD	455
		48V		RXM2LB2ED	488
		24V		RXM2LB2B7	488
		120V	AC	RXM2LB2F7	488
		230V		RXM2LB2P7	455
4 CO 14 Pin relays Without lockable test button					
Without LED indicator	4 CO - 3 A	12V	DC	RXM4LB1JD	598
		24V		RXM4LB1BD	488
		24V		RXM4LB1B7	536
		120V	AC	RXM4LB1F7	616
With LED indicator	4 CO - 3 A	230V		RXM4LB1P7	488
		12V	DC	RXM4LB2JD	550
		24V		RXM4LB2BD	515
		48V		RXM4LB2ED	550
		24V		RXM4LB2B7	550
		120V	AC	RXM4LB2F7	550
		230V		RXM4LB2P7	515

Description	Type	Reference	Unit MRP [₹]
Sockets			
Mixed,screw clamp term, for RXM2L range	Socket	RXZE1M2C	214
Mixed,screw clamp term, for RXM4L range		RXZE1M4C	273
Metal clamp for RXZE1M2C	Accessory	RXZ420	51

Please contact Customer Care Center for Stockable and Non stockable status of references.

NORMAL STOCK ITEMS

W.E.F. January 30th, 2023

RXM*NB Miniature Relays

Description	Relay	Control Circuit Voltage (V)	Reference	Unit MRP [₹]
Miniature Relays without Lockable Test-Button				
With LED indicators	2 CO - 10 A	24V	RXM2NB3BD	492
		120V	RXM2NB3FD	545
		220V	RXM2NB3MD	696
	2 CO - 10 A	230V	RXM2NB3P7	545
		24V	RXM4NB3BD	608
		120V	RXM4NB3F7	619
		230V	RXM4NB3P7	579

Description	Connection	Relay Type	Reference	Unit MRP [₹]
Sockets for RXMNB relays				
Mixed	Screw Clamp connector	RXN2N	RXZE2M2N	229
Mixed	Screw Clamp connector	RXN4N	RXZE2M4N	261

RPM Power Relay

Description	Relay	Control Circuit Voltage (V)	Reference	Unit MRP [₹]	
Power Relay					
With LED Indicators	1 CO - 15 A	24V	RPM12BD	873	
		24 V	RPM22BD	1158	
	2 CO - 15 A	120V	RPM22F7	1556	
		230V	RPM22P7	1305	
	3 CO - 15 A	24V	RPM32BD	1474	
		230V	RPM32P7	1503	
	4 CO - 15 A	24V	DC	RPM42BD	1417
			DC	RPM42ED	1512
			DC	RPM42FD	1536
		48V	AC	RPM42B7	1401
			AC	RPM42E7	1465
			AC	RPM42F7	1574
	230V	RPM42P7	1392		

Description	Connection	Relay Type	Reference	Unit MRP [₹]
Sockets				
Mixed	Screw Clamp connector	RPM1	RPZF1	562
		RPM2	RPZF2	564
		RPM3	RPZF3	996
		RPM4	RPZF4	962
Clips And Legends				
Metal maintaining clamp - for relay socket RPZF1			RPZR235	151

Please contact Customer Care Center for Stockable and Non stockable status of references.

NORMAL STOCK ITEMS

W.E.F. January 30th, 2023

RXM Miniature Relays

Description	Relay	Control Circuit Voltage (V)	Reference	Unit MRP [₹]
2CO 8 Pin Relay Standard cover lockable test button				
Without LED indicator	2 CO - 12 A	12V	RXM2AB1JD	659
		24V	RXM2AB1BD	634
		48V	RXM2AB1ED	696
		110V	RXM2AB1FD	665
	AC	24V	RXM2AB1B7	659
		48V	RXM2AB1E7	659
		120V	RXM2AB1F7	659
		230V	RXM2AB1P7	634
2CO 8 Pin Relay Standard cover lockable test button				
With LED indicator	2 CO - 12 A	12V	RXM2AB2JD	688
		24V	RXM2AB2BD	659
		48V	RXM2AB2ED	726
		110V	RXM2AB2FD	675
	AC	24V	RXM2AB2B7	683
		48V	RXM2AB2E7	675
		120V	RXM2AB2F7	688
		230V	RXM2AB2P7	659
3CO 11 Pin Relay Standard cover with lockable test button				
With LED indicator	3 CO - 10 A	12V	RXM3AB1JD	881
		24V	RXM3AB1BD	880
		24V	RXM3AB1B7	981
	AC	120V	RXM3AB1F7	906
		230V	RXM3AB1P7	906
3 CO 11 Pin Relay Standard cover with lockable test button				
Without LED indicator	3 CO - 10 A	24V	RXM3AB2BD	842
		48V	RXM3AB2ED	1036
		110V	RXM3AB2FD	975
	AC	24V	RXM3AB2B7	916
		120V	RXM3AB2F7	881
		230V	RXM3AB2P7	881
4CO 14 Pin Relay Standard cover with lockable test button				
With LED indicator	4 CO - 6 A	12V	RXM4AB1JD	789
		24V	RXM4AB1BD	789
		48V	RXM4AB1ED	879
		110V	RXM4AB1FD	879
	AC	24V	RXM4AB1B7	805
		48V	RXM4AB1E7	827
		120V	RXM4AB1F7	805
		230V	RXM4AB1P7	805
4 CO 14 Pin Relay Standard cover with lockable test button				
Without LED indicator	4 CO - 6 A	12V	RXM4AB2JD	920
		24V	RXM4AB2BD	874
		48V	RXM4AB2ED	920
		110V	RXM4AB2FD	920
	AC	24V	RXM4AB2B7	937
		48V	RXM4AB2E7	937
		120V	RXM4AB2F7	937
		230V	RXM4AB2P7	891

RXM Miniature Relays

Description	Relay	Control Circuit Voltage (V)	Reference	Unit MRP [₹]	
4CO 14 Pin Relay with Low level contact					
Without LED indicator	4 CO - 3 A	24V	DC	RXM4GB1BD	967
		230V	AC	RXM4GB1P7	912
4CO 14 Pin Relay with Low level contact					
With LED indicator	2 CO - 12 A	12V	DC	RXM4GB2JD	997
		24V	DC	RXM4GB2BD	951
With Locakable test button	2 CO - 12 A	220 V	DC	RXM4GB2MD	676
		120V	AC	RXM4GB2F7	997
		230V	AC	RXM4GB2P7	978
		240V	AC	RXM4GB2U7	1005

Description	Connection	Relay Type	Thermal Current (Ith)	Reference	Unit MRP [₹]
Sockets					
Mixed contact	Screw Clamp	RXM2* / RXM4*	10A	RXZE2M114	334
	Screw Connector	RXM2* / RXM4*	10A	RXZE2M114M	300
Separate	Screw Connector	RXM2*	12A	RXZE2S108M	348
		RXM3*	10A	RXZE2S111M	385
		RXM4*	10A	RXZE2S114M	411

Description	Voltage V	For use with	Reference	Unit MRP [₹]
Sockets				
Diode	6...250 V DC	All Aockets	RXM040W	157
RC Circuit	24..60 V AC	All Aockets	RXM041BN7	168
	110..240 V AC	All Aockets	RXM041FU7	168
RC Circuit	6..24 V AC/DC	All Aockets	RXM021RB	198
	24..60 V AC/DC	All Aockets	RXM021BN	198
	110..240 V AC/DC	All Aockets	RXM021FP	188

Please contact Customer Care Center for Stockable and Non stockable status of references.

NORMAL STOCK ITEMS

W.E.F. January 30th, 2023



RE17 Electronic Timers

Description	Supply Voltage	Time Range	Output	Reference	Unit MRP [₹]
RE10 Timers					
MultiFunction	24 V DC, 24...240 V AC	1 s .. 100 h	1 CO	RE10RMMU	2045
RE17 Timers					
On Delay	24 ...240 V AC/DC	0.1 s .. 100 h	1 CO SS	RE17LAMW	2879
Off -delay	24 ...240 V AC	1 s .. 100 h	1 CO SS	RE17LCBM	3367
Interval on delay	24 ...240 V AC	1 s .. 100 h	1 CO SS	RE17LHBM	4307
Asymmetrical flashing	24 ...240 V AC	1 s .. 100 h	1 CO SS	RE17LLBM	3539
Multifunction	24 ...240 V AC	1 s .. 100 h	1 CO SS	RE17LMBM	3467
On Delay	24 VDC /24...240 VAC	1 s .. 100 h	1 CO	RE17RAMU	2701
single Interval	24 VDC /24...240 VAC	1 s .. 100 h	1 CO	RE17RBMU	4015
Off- Delay	24 VDC /24...240 VAC	1 s .. 100 h	1 CO	RE17RCMU	2825
Interval on delay	24 VDC /24...240 VAC	1 s .. 100 h	1 CO	RE17RHMU	2906
Asymmetrical flashing	24 VDC /24...240 VAC	1 s .. 100 h	1 CO	RE17RLMU	3777
Multifunction	12 V DC	1 s .. 100 h	1 CO	RE17RMJU	3573
Multifunction	24 VDC /24...240 VAC	1 s .. 100 h	1 CO	RE17RMMU	3473
Multifunction	12 ...240 VAC/DC	0.1 s .. 100 h	1 CO	RE17RMMW	3868
Multifunction	12 ...240 VAC/DC	0.1 s .. 100 h	1 CO	RE17RMMWS	4166
Multifunction	24 VDC /24...240 VAC	0.1 s .. 100 h	1 CO	RE17RMXMU	4369
Multifunction	24 VDC /24...240 VAC	0.1 s .. 10 h	1 CO	RE17RMEMU	3427



RE22 Electronic Timers

Description	Supply Voltage	Time Range	Output	Reference	Unit MRP [₹]
RM22 Timers					
On Delay	24 ...240 V AC/DC	0.05s...300h	1 CO	RE22R1AMR	4982
Off Delay	24 ...240 V AC/DC	0.05s...300h	1 CO	RE22R1CMR	9467
Off Delay	24 ...240 V AC/DC	0.05s...10min	1 CO	RE22R1KMR	11232
Asymmetrical flashing	24 ...240 V AC/DC	0.05s...300h	1 CO	RE22R1MLMR	7825
Multi function	24 ...240 V AC/DC	0.05s...300h	1 CO	RE22R1MYMR	7621
Start Delta	24 VDC /24...240 VAC	0.05s...300s	1 CO	RE22R1QCMU	5936
Start Delta	230/380 V AC	1s...100h	1 CO	RE22R1QMQ	4788
Start Delta	24 VDC /24...240 VAC	1s...100h	1 CO	RE22R1QMU	5620
On Delay	24 ...240 V AC/DC	0.05s...300h	2 CO	RE22R2AMR	9565
Off Delay	24 VDC /24...240 VAC	1s...100h	2 CO	RE22R2AMU	4700
Off Delay	24 ...240 V AC/DC	0.05s...300h	2 CO	RE22R2CMR	13784
Asymmetrical flashing	24 ...240 V AC/DC	0.05s...300h	2 CO	RE22R2DMR	7825
Off Delay	24 ...240 V AC/DC	0.05s...10min	2 CO	RE22R2KMR	13760
Multi function	24 ...240 V AC/DC	1s...100h	2 CO	RE22R2MMU	4721
Multi function	12 ...240 VAC/DC	1s...100h	2 CO	RE22R2MMW	5393
Multi function	24 ...240 V AC/DC	0.05s...300h	2 CO	RE22R2MYMR	15355
Start Delta	24 ...240 V AC/DC	0.05s...30s	2 CO	RE22R2QEMR	7207
Start Delta	24 ...240 V AC/DC	0.05s...300h	2 CO	RE22R2QGMR	10789
Start Delta	24 ...240 V AC/DC	0.05s...300h	2 CO	RE22R2QTMR	7582

Please contact Customer Care Center for Stockable and Non stockable status of references.

NORMAL STOCK ITEMS

W.E.F. January 30th, 2023



Control - Monitoring & Control Relays

Description	Supply Voltage	Measurement Range	Time Range	Output	Reference	Unit MRP [₹]
RM10 Measurement & Control Relays						
3 Phase Multifunction	Self Powered	208...480 VAC	-	1 CO	RM10TE00	3001
3 Phase Multifunction		183...528 VAC	-	1 CO	RM10TG00	2770
RM17 Measurement & Control Relays (self Powered)						
3 Ø: Phase loss/ Phase sequence	Self Powered	208...480 VAC	-	1 CO	RM17TG00	14408
3 Ø: Phase loss/ Phase sequence		208...440 VAC	-	2 CO	RM17TG20	3851
Phase Sequence, Phase,loss,Undervoltage		208...480 VAC	-	1 CO	RM17TU00	7743
Phase Sequence, Phase,loss, Asymmetry		208...480 VAC	-	1 CO	RM17TA00	9461
Multifunction		208...480 VAC	-	1 CO	RM17TE00	24699
1 phase under or overvoltage control		20 to 80 VAC/DC	0.1 - 10 s	1 CO	RM17UAS16	6454
1 phase under or overvoltage control		65 to 260 VAC/DC	0.1 - 10 s	1 CO	RM17UAS15	7743
1 phase/ under or overvoltage control in window				0.1 - 10 s	1 CO	RM17UBE15

Description	Supply Voltage	Measurement Range	Time Range	Output	Reference	Unit MRP [₹]
RM22 Measurement & Control Relays						
Phase loss/ Phase sequence	Self powered	208...480 VAC	-	2 CO	RM22TG20	5860
Multifunction	Self powered	208...480 VAC	0.1..30 s	2 CO	RM22TR33	4562
Phase Sequence, Phase,loss,Undervoltage	Self powered	208...480 VAC	-	2 CO	RM22TU23	7759
Under or overvoltage	24...240 VAC	1...100 VAC/DC	0.1..30 s	2 CO	RM22UA32MR	11849
Under or overvoltage		15...500 VAC/DC	0.1..30 s	2 CO	RM22UA33MR	10404
Under or overcurrent	24...240 VAC	4mA...1A	0.1..30 s	2 CO	RM22JA31MR	11064
Level Control	24...240 VAC	4K...100K ohm	-	1 CO	RM22LG11MR	5917
RM35 Measurement & control relays						
Multifunction	Self powered	220...480 VAC	-	2C/O	RM35TF30	On Request
Under or overvoltage P-N	Self powered	120...277 VAC	-	2C/O	RM35UB3N30	On Request
Over or undervoltage	24...240 VAC/DC	15...600 VAC/DC	-	2C/O	RM35UA13MW	On Request
over or undercurrent	24...240 VAC/DC	0.15...15A	-	2C/O	RM35JA32MW	On Request
Liquid level control	24...240 VAC/DC	-	-	1 C/O	RM35LV14MW	On Request
Liquid level control	24...240 VAC/DC	-	-	2C/O	RM35LM33MW	On Request
Under or overspeed	24...240 VAC/DC	-	-	1 C/O	RM35S0MW	On Request

Please contact Customer Care Center for Stockable and Non stockable status of references.

NORMAL STOCK ITEMS

W.E.F. January 30th, 2023



Control & Signaling Unit

Push Buttons, Switches and Pilot Lights

Pilot lights

Description	Supply Voltage	Colour	Reference	Unit MRP [₹]
With Direct Integral LED				
	~/ - 12V	White	XA2EVJ1LC	211
		Green	XA2EVJ3LC	189
		Red	XA2EVJ4LC	189
		Amber	XA2EVJ5LC	189
		Blue	XA2EVJ6LC	280
		Yellow	XA2EVJ8LC	189
	~/ - 24V	White	XA2EVB1LC	211
		Green	XA2EVB3LC	189
		Red	XA2EVB4LC	189
		Amber	XA2EVB5LC	189
		Blue	XA2EVB6LC	280
		Yellow	XA2EVB8LC	189
	~/ - 30V	White	XA2EVC1LC	211
		Green	XA2EVC3LC	189
		Red	XA2EVC4LC	189
		Amber	XA2EVC5LC	189
		Blue	XA2EVC6LC	280
		Yellow	XA2EVC8LC	189
	~/ - 48V	White	XA2EVE1LC	211
		Green	XA2EVE3LC	189
		Red	XA2EVE4LC	189
		Amber	XA2EVE5LC	189
		Blue	XA2EVE6LC	280
		Yellow	XA2EVE8LC	189
	~/ - 60...63.5 V	White	XA2EVEE1LC	211
		Green	XA2EVEE3LC	189
		Red	XA2EVEE4LC	189
		Amber	XA2EVEE5LC	189
		Blue	XA2EVEE6LC	280
		Yellow	XA2EVEE8LC	189
	~/ - 110 V	White	XA2EVF1LC	219
		Green	XA2EVF3LC	189
		Red	XA2EVF4LC	189
		Amber	XA2EVF5LC	189
		Blue	XA2EVF6LC	309
		Yellow	XA2EVF8LC	189
	- 220 V	White	XA2EVMD1LC	263
		Green	XA2EVMD3LC	254
		Red	XA2EVMD4LC	238
		Amber	XA2EVMD5LC	263
		Blue	XA2EVMD6LC	530
		Yellow	XA2EVMD8LC	238
	~ 220 ... 230 V	White	XA2EVM1LC	211
		Green	XA2EVM3LC	189
		Red	XA2EVM4LC	189
		Amber	XA2EVM5LC	189
		Blue	XA2EVM6LC	280
		Yellow	XA2EVM8LC	189
	~ 380 ... 400 V	White	XA2EVQ1LC	290
		Green	XA2EVQ3LC	290
		Red	XA2EVQ4LC	280
		Amber	XA2EVQ5LC	309
		Blue	XA2EVQ6LC	623
		Yellow	XA2EVQ8LC	280

Please contact Customer Care Center for Stockable and Non stockable status of references.

NORMAL STOCK ITEMS

W.E.F. January 30th, 2023

Pushbuttons

Description	Contacts	Color	Reference	Unit MRP [₹]
Pushbuttons plastic circular bezel - complete, spring return				
Flush unmarked	1 NO	White	XB5AA11N	192
	1 NO	Black	XB5AA21N	180
	1 NO	Green	XB5AA31N	180
	1 NO	Yellow	XB5AA51N	180
	1 NO	Blue	XB5AA61N	180
	1 NC	Red	XB5AA42N	180
	1 NO	Red	XB5AA41N	180
	1 NO	Blank	XB5AA01N	192
Projecting	1 NC	Red	XB5AL42N	219
Flush, marked "I/O"	1 NO + 1 NC	Green	XB5AL845N	1272
Flush with silicon transparent boot	1 NO	Green	XB5AP31N	275

Illuminated Pushbuttons

Description	Contacts	Color	Reference	Unit MRP [₹]
Illuminated Pushbuttons plastic circular bezel - complete, Clear Lens				
Flush Integral LED 24V AC/DC	1 NO	White	XB5AW31B1N	528
	1 NO	Green	XB5AW33B1N	528
	1 NC	Red	XB5AW34B2N	528
	1 NO	Yellow	XB5AW35B1N	528
	1 NO	Amber	XB5AW38B1N	590
Flush Integral LED 110V AC	1 NO	Blue	XB5AW36B1N	1020
	1 NO	Green	XB5AW33G1N	642
	1 NC	Red	XB5AW34G2N	642
Flush Integral LED 230V AC	1 NO	White	XB5AW31M1N	601
	1 NO	Green	XB5AW33M1N	528
	1 NC	Red	XB5AW34M2N	528
	1 NO	Yellow	XB5AW35M1N	528
	1 NO	Amber	XB5AW38M1N	590
	1 NO	Blue	XB5AW36M1N	1020

* Clear type illuminated Push buttons are provided with striated lens.

Pilot Lights

Description	Supply Voltage V	Color	Reference	Unit MRP [₹]
With smooth lens (except clear colour)				
Direct Integral LED	24V AC/DC	White	XB7EV01BPN	293
		Green	XB7EV03BPN	272
		Red	XB7EV04BPN	272
		Yellow	XB7EV05BPN	272
		Amber	XB7EV08BPN	272
		Blue	XB7EV06BPN	558
	120V AC	Green	XB7EV03GPN	272
		Red	XB7EV04GPN	272
		Amber	XB7EV08GPN	272
		White	XB7EV01MPN	293
		Green	XB7EV03MPN	272
		Red	XB7EV04MPN	272
230V AC	Yellow	XB7EV05MPN	272	
	Amber	XB7EV08MPN	272	
	Blue	XB7EV06MPN	558	

* Clear type pilot lights are provided with striated lens.

Biometric Switches

Description	Reference	Unit MRP [₹]
Bistable biometric switch, 24 V DC - PNP - by 2m cable	XB5S1B2L2	40275
Bistable biometric switch, 24 V DC - PNP - by M12 connector	XB5S1B2M12	42491
Monostable biometric switch, 24 V DC - PNP - by 2m cable	XB5S2B2L2	40803
Monostable biometric switch, 24 V DC - PNP - by M12 connector	XB5S2B2M12	42360

Accessories

Description	Reference	Unit MRP [₹]
Diameter 22 mm nut	ZB5SZ71	444

Selector Switch

Description	Type	Contacts	Color	Reference	Unit MRP [₹]
Selector Switch-Complete(Non-Illuminated)					
Stanadard Handle	2 Position stay put	1 NO	Black	XB5AD21N	444
	2 Position spring return, right to left	1 NO	Black	XB5AD41N	705
	3 Position stay put	2 NO	Black	XB5AD33N	484
	3 Position spring return to center	2 NO	Black	XB5AD53N	515
	3 Position spring return, left to center	2 NO	Black	XB5AD73N	601
	3 Position spring return, right to center	2 NO	Black	XB5AD83N	615
Long Handle	2 Position stay put	1 NO	Black	XB5AJ21N	499
	3 Postion stay put	2 NO	Black	XB5AJ33N	533
	3 Spring return to center	2 NO	Black	XB5AJ53N	519
Key Switch	2 Position stay put L- Key release	1 NO	Black	XB5AG21N	679
	2 Position stay put R-L Key release	1 NO	Black	XB5AG41N	724
	2 Position spring return, right to left, L	1 NO	Black	XB5AG61N	1286
	3 Position stay put, All pos Key release	2 NO	Black	XB5AG03N	576
	3 Position stay put, Center Key release	2 NO	Black	XB5AG33N	795
	3 Position stay put, R-L Key release	2 NO	Black	XB5AG53N	804

Description	Supply Voltage	Contacts	Color	Reference	Unit MRP [₹]
Illuminated Selector Switch-Complete					
2 Position Stay put	24 VAC/ DC	1 NO	White	XB5AK121B1N	976
		1 NO	Green	XB5AK123B1N	761
		1 NC	Red	XB5AK124B2N	761
		1 NO	Yellow	XB5AK125B1N	761
2 Position Spring Return	24 VAC/ DC	1 NO	Green	XB5AK143B1N	1482
		1 NO	White	XB5AK121M1N	976
2 Position Stay put	230V AC	1 NO	Green	XB5AK123M1N	761
		1 NC	Red	XB5AK124M2N	761
		1 NO	Yellow	XB5AK125M1N	845
2 Position Spring Return	230V AC	1 NC	Red	XB5AK144M2N	1943
		2 NO	Green	XB5AK133B3N	796
3 Position Stay put	24 VAC/ DC	1 NO+1 NC	Red	XB5AK134B5N	885
		2 NO	White	XB5AK151B3N	963
3 Position Spring Return	24 VAC/ DC	2 NO	Green	XB5AK153B3N	797
		1 NO+1 NC	Red	XB5AK154B5N	1292
		2 NO	Yellow	XB5AK155B3N	1292
3 Position Stay put	230 VAC	2 NO	Green	XB5AK133M3N	796
		1 NO+1 NC	Red	XB5AK134M5N	885
		2 NO	Yellow	XB5AK135M3N	929
3 Position Spring Return	230 VAC	2 NO	White	XB5AK151M3N	866
		2 NO	Green	XB5AK153M3N	797
		2 NO	Yellow	XB5AK155M3N	1292

Please contact Customer Care Center for Stockable and Non stockable status of references.

NORMAL STOCK ITEMS

W.E.F. January 30th, 2023

Mushhead Pushbutton

Description	Dia of Head	Type of Contact	Colour	Reference	Unit MRP [₹]
Mushroom Head Pushbuttons					
Spring return	40	1 NO	Black	XB5AC21N	373
		1 NO	Green	XB5AC31N	349
		1 NC	Red	XB5AC42N	349
	60	1 NO	Green	XB5AR31N	485
Emergency Switching Off Mushroom Head push button					
Turn to release	30	1 NC	Red	XB5AS442N	342
	40	1 NC	Red	XB5AS542N	342
Key release (n°155)	40	1 NC	Red	XB5AS142N	624
Trigger action Turn to release	40	1 NO+ 1 NC	Red	XB5AS8445N	804
Trigger action key to release	40	1 NO+ 1 NC	Red	XB5AS9445N	796

Illuminated Pushbutton with yellow LED

Description	Supply Voltage	Type of Contact	Color	Reference	Unit MRP [₹]
Double Headed Pushbuttons (Spring return)					
1 flush push (marked "I") 1 pilot light 1 projecting push (marked "O")	24V AC/DC	NO+NC	Green+Red	XB5AW84B5N	1261
	230V AC	NO+NC	Green+Red	XB5AW84M5N	1261
Illuminated Emergency Switching Off Pushbutton (Mushroom head)					
Turn to release	24V AC/DC	NC	Red	XB5AW74B2N	1086
	230V AC	NC	Red	XB5AW74M2N	1155

Accessories

Description	Marking on Yellow background	Color	Reference	Unit MRP [₹]
Double Headed Pushbuttons (Spring return)				
Circular Legends for Emergency stop function	Emergency Stop	Yellow	ZBY9330N	135

Description	Contact Type	Reference	Unit MRP [₹]
Contact blocks with screw clamp terminal connections			
Single contact block	1 NO	ZBE101N	106
Single contact block	1 NC	ZBE102N	106

Description	Reference	Unit MRP [₹]
Contact blocks with screw clamp terminal connections		
Boot for cylindrical flush PB	ZBPAN	73

Please contact Customer Care Center for Stockable and Non stockable status of references.

NORMAL STOCK ITEMS

W.E.F. January 30th, 2023

Flush mounting kit and harmony+



- Only addition to the BOM is a flush mounting kit
- Installation into a 30.50 mm hole
- New aesthetics for machine control panel using the same control devices as before
- Possibility to refurbish old machine with new style



Description	Reference	Unit MRP [₹]
Metal flush mounting kit (PB and PL).	ZB4BZ021	1157
Metal flush mounting kit (SS and IPB).	ZB4BZ022	1217
Plastic flush mounting kit (PB and PL).	ZB5AZ021	1010

Description	Reference	Unit MRP [₹]
HeadØ22+mountingbase+potentiometer4K7	XB4BD912R4K7	On Request
HeadØ22+mountingbase+potentiometer4K7	XB5AD912R4K7	On Request
100...240VAC/DCPanelmountedØ22mmtimermonofunctionwith3s..60sdelay	XB5DTGM3	On Request
PanelmountedUSB3port-Ø22mm-forUSBinterfacejacktypeA	XB5PUSB3	On Request
PanelmountedRJ45port-Ø22mm-forEthernetconnectionXB5PRJ45	XB5PRJ45	On Request
RedemergencystopTTR40mm2NC1NOmoniXB5AS84449	XB5AS84449	On Request
RedilluestopTTR40mm2NC1NOmonit.ct	XB5AS86449B4	On Request

Please contact Customer Care Center for Stockable and Non stockable status of references.

NORMAL STOCK ITEMS

W.E.F. January 30th, 2023



Easy Harmony XB2

Just enough robust switch with added strength

Reliable, flexible and just enough



Easy Harmony XB2 Ø 22 mm metal modular push buttons and switches, are the basic products perfectly suited to meet majority of installation requirements, with metal features for added strength.

Designed for robust applications without compromising on ease of use, safety, flexibility and availability. Providing just enough and a little more.

Target Segments

Consumer packaging, material working, textile machine, printing, hoisting, process control, lift and elevator.



Ø 22 mm metal modular push buttons and switches

Fit for purpose

- Designed to be used in numerous control and signaling applications
- Easy selection of the key functions for standard applications
- Diameter Ø 22 mm for standard OEM and panel-builder applications

Robustness

- Metal bezels with metal fixing collars for impact endurance
- Excellent resistance to mechanical shocks and vibrations
- Metal screws for secure fix and grounding contact to the panel
- Conforming to CE, CCC and RoHS
- Tested and certified performance
- IP65
- Supports an operating temperature range from -25°C to +70°C

Easiness

- Simple installation with screwdriver
- Flexibility with sub-assemblies for easy mix and match of functionalities
- Simple modular design facilitates post installation servicing, modification and adaptation of machines by non-specialists
- Anti-loosening system for screw clamp terminals of contact blocks

Availability

- Supported by the service of Schneider Electric, a worldwide leader in automation and control
- Wide availability via an extensive distribution network

Type of functions	Contact functions				Contact and signaling functions	Signaling functions
Type of products	Pushbuttons	Emergency switching off and emergency stop pushbuttons	Selector and key switches	Special functions	Illuminated pushbuttons	Pilot lights
Description of range	Pushbuttons, spring return: flush push, mushroom head, projecting or booted	Emergency switching off and stop pushbuttons: turn to release and push-pull	Selector switches, 2- or 3-position standard or long handle or key switches	Joystick and buzzer	Illuminated pushbuttons with integral LED, spring return: flush push or projecting	Pilot lights with integral LED
Type references	XB2BA..C/ BC..C/ BL..C/ BP..C/BR..C (Complete) ZB2BA.C/ BC.C/BL.C/ BPC/ BR.C (Head)	XB2BS...C/ BT.C (Complete) ZB2BS..C/ BTC (Head)	XB2BD..C/ BJ..C/ BG..C (Complete) ZB2BD.C/ BJ.C/ BG.C (Head)	XD2PA.. CR (Joystick) XB2BS...C (Buzzer)	XB2BW3..1C (Complete) ZB2BW..C (Head)	XA2EV..LC

Please contact Customer Care Center for Stockable and Non stockable status of references.

NORMAL STOCK ITEMS

W.E.F. January 30th, 2023

Push Button NEW

Description	Color	Reference	Unit MRP [₹]
Spring Return Pushbutton Head			
Flush unmarked	White	ZB2BA1C	128
	Black	ZB2BA2C	128
	Green	ZB2BA3C	128
	Red	ZB2BA4C	128
	Yellow	ZB2BA5C	128
	Blue	ZB2BA6C	128
60 mm Mushroom Pushbutton Head, spring return	Red	ZB2BR4C	488

Emergency Stop PushButton

Description	Color	Reference	Unit MRP [₹]
Mushroom Push button Head			
40 mm Turn to release	Red	ZB2BT4C	515
30 mm Turn to release	Red	ZB2BS44C	257
40 mm Turn to release	Red	ZB2BS54C	257
60 mm Turn to release	Red	ZB2BS64C	515

Illuminated Pushbutton

Description	Color	Reference	Unit MRP [₹]
Spring Return Illuminated Pushbutton Head with 1 NO contact			
Flush unmarked	White	ZB2BW31C	231
	Green	ZB2BW33C	231
	Red	ZB2BW34C	231
	Yellow	ZB2BW35C	231
	Blue	ZB2BW36C	231
Illuminated Pushbutton Body			
24 V AC/DC with integral LED	White	ZB2BWB11C	450
	Green	ZB2BWB31C	450
	Red	ZB2BWB41C	450
	Yellow	ZB2BWB51C	450
	Blue	ZB2BWB61C	553
220V AC with integral LED	White	ZB2BWM11C	450
	Green	ZB2BWM31C	450
	Red	ZB2BWM41C	450
	Yellow	ZB2BWM51C	450
	Blue	ZB2BWM61C	553

Selector Switch

Description	Color	Reference	Unit MRP [₹]
Selector Switch Head with standard handle			
2 Position stay put	Black	ZB2BD2C	282
2 Position spring return, right to left	Black	ZB2BD4C	282
3 Position stay put	Black	ZB2BD3C	322
3 Position spring return to center	Black	ZB2BD5C	322
3 Position spring return, left to center	Black	ZB2BD7C	322
Selector Switch Head with Key Switch			
2 Position stay put	Black	ZB2BG2C	450
2 Position stay put	Black	ZB2BG4C	450
2 Position spring return, right to left	Black	ZB2BG6C	450
3 Position stay put	Black	ZB2BG3C	515
3 Position spring return to center	Black	ZB2BG5C	515
3 Position spring return, left to center	Black	ZB2BG0C	515

Body Assemblies

Description	Contact type	Reference	Unit MRP [₹]
Body assemblies with contact block			
	1 NO	ZB2BZ101C	116
	1 NC	ZB2BZ102C	116
	2 NO	ZB2BZ103C	231
	2 NC	ZB2BZ104C	231
	1 NO + 1 NC	ZB2BZ105C	231
Contact block			
	1 NO	ZB2BE101C	103
	1 NC	ZB2BE102C	103

Please contact Customer Care Center for Stockable and Non stockable status of references.

NORMAL STOCK ITEMS

W.E.F. January 30th, 2023

Universal Light Blocks for LED Pilot light

Descriptions	Supply Voltage	Colour	Reference	Unit MRP [₹]
For XAL Metal Enclosures	24V AC/DC	White	ZALVB1	740
	220V AC	White	ZALVM1	2278
For XB5/XB4 references without end with "N"	24V AC/DC	White	ZBVB1	635
	120V AC	White	ZBVG1	1417
	220V AC	White	ZBVM1	1450

XAL - Empty enclosures for XB5 and XB4 Push button and Pilot light

Description	No of Cut out	Color of Enclosure	Reference	Unit MRP [₹]
For normal environment Light grey base IP65	1	Dark grey	XALD01	751
	2	Dark grey	XALD02	931
	3	Dark grey	XALD03	1155
	4	Dark grey	XALD04	1579
	5	Dark grey	XALD05	2060
For normal environment Light Grey base IP54	1	Yellow	XALK01	863
	2	Light Grey	XALE2	619
	3	Light Grey	XALE3	755

XAL – Empty enclosures for use with XB2 (ZB2*)

Description	No of Cut out	Color of Enclosure	Reference	Unit MRP [₹]
Plastic empty control station (light grey cover)	1	Dark Grey base	XALB01C	On Request
Plastic empty control station (for mounting XB2BS542C) - yellow cover	1	Dark Grey base	XALB01YC	
Plastic empty control station (light grey cover)	2	Dark Grey base	XALB02C	
Plastic empty control station (light grey cover)	3	Dark Grey base	XALB03C	
Plastic control station with 1 Emergency stop push button - (yellow cover)	1	Dark Grey base	XALJ01C	

ZEN - Contact block for mounting on Metal plate at back of enclosure

Description	Contacts Type and Composition	Reference	Unit MRP [₹]
Standard single	1 NO	ZENL1111 <input checked="" type="checkbox"/>	428
Contact block	1 NC	ZENL1121 <input checked="" type="checkbox"/>	



Buzzers from XB2 Series

Description	Reference	Unit MRP [₹]
Red illuminated buzzer DC/AC24V	XB2BSB4LC	On Request
Red illuminated buzzer AC220V	XB2BSM4LC	
Buzzer 24V AC/DC	XB2BSBC	
Buzzer 220V AC	XB2BSMC	

Please contact Customer Care Center for Stockable and Non stockable status of references.

NORMAL STOCK ITEMS

W.E.F. January 30th, 2023

XVB-C Illuminated Lens Units

Description	Color	Reference	Unit MRP [₹]
Lens unit - steady light - 250 V 10 W	Green	XVBC33	3095
	Red	XVBC34	3155
	Orange	XVBC35	3155
	Blue	XVBC36	3095
	Clear	XVBC37	3096
Lens unit - flashing light - 24..48 V DC 24 V AC	Yellow	XVBC38	3095
	Red	XVBC4B4	8400
Lens unit - flashing light - 48..230 V AC	Red	XVBC4M4	8833
	Orange	XVBC4M5	8810
Lens unit - steady light - 24 V AC DC	Green	XVBC2B3	6811
	Red	XVBC2B4	6811
	Orange	XVBC2B5	6811
	Blue	XVBC2B6	8785
	Clear	XVBC2B7	8785
	Yellow	XVBC2B8	6805
	Green	XVBC2G3	6675
Lens unit - steady light - 120 V AC	Red	XVBC2G4	6680
	Orange	XVBC2G5	6943
	Blue	XVBC2G6	8416
	Yellow	XVBC2G8	6977
Lens unit - steady light - 230 V AC	Green	XVBC2M3	6680
	Red	XVBC2M4	6680
	Orange	XVBC2M5	6680
	Blue	XVBC2M6	9264
	Yellow	XVBC2M8	7272
Lens unit - flashing light - 24 V AC DC	Green	XVBC5B3	12000
	Red	XVBC5B4	11635
	Orange	XVBC5B5	11753
	Blue	XVBC5B6	14666
	Clear	XVBC5B7	9657
Lens unit - flashing light - 230 V AC	Yellow	XVBC5B8	11568
	Red	XVBC5M4	11531
	Blue	XVBC5M6	14525

XVB Units

Description	Reference	Unit MRP [₹]
XVB Audible Signalling Unit		
Sound unit - continuous or intermittent buzzer - 75..90 dB - 12..48 V AC DC	XVBC9B	9493
Sound unit - continuous or intermittent buzzer - 75..90 dB - 120..230 V AC	XVBC9M	15958
XVB Base Unit + Cover		
Base unit + cover for bank XVB - without flash discharge tube - black - IP 65	XVBC21	4292
XVB Accessories		
Set of coloured indicator pins - 6 colors - XVB	XVBC22	498
Support tube + fixing base l=400 mm - aluminium black - XVB	XVBZ03	3574
Support tube + fixing base l=80 mm - aluminium black - XVB	XVBZ02	2701
Support tube + fixing base l=800 mm - aluminium black - XVB	XVBZ04	5320
XVB Incandescent Bulb		
Clear incandescent bulb for signalling - BA 15d - 24 V 10 W	DL1BLB	381
Clear incandescent bulb for signalling - BA 15d - 120 V 10 W	DL1BLG	650
Clear incandescent bulb for signalling - BA 15d - 230 V 10 W	DL1BLM	414

XVB LED BA 15d Base Fitting

[Us] Rated Supply Voltage	Signalling Colour	Reference	Unit MRP [₹]
24 V AC/DC	White	DL1BDB1	5096
	Green	DL1BDB3	4076
	Red	DL1BDB4	4076
	Blue	DL1BDB6	4623
	Yellow-Orange	DL1BDB8	4790
	White	DL1BDG1	6138
120 V AC	Yellow-Orange	DL1BDG8	5086

Please contact Customer Care Center for Stockable and Non stockable status of references.

NORMAL STOCK ITEMS

W.E.F. January 30th, 2023



- Motor less + LED Flashing
- External Buzzer volume adjustor 70 DB to 90 DB
- Straight & Side wiring- more flexible

XVR3 Multifunctional LED Beacon NEW

Description	Reference	Unit MRP [₹]
Multi-functional LED Beacon green without buzzer DC/AC 12~24V	XVR3B03	14591
Multi-functional LED Beacon red without buzzer DC/AC 12~24V	XVR3B04	14616
Multi-functional LED Beacon orange without buzzer DC/AC 12~24V	XVR3B05	14368
Multi-functional LED Beacon green without buzzer AC 100~230V	XVR3M03	14321
Multi-functional LED Beacon red without buzzer AC 100~230V	XVR3M04	14104
Multi-functional LED Beacon Orange without buzzer AC 100~230V	XVR3M05	14368
Multi-functional LED Beacon red with buzzer DC/AC 12~24V	XVR3B04S	28756
Multi-functional LED Beacon orange with buzzer DC/AC 12~24V	XVR3B05S	29602
Multi-functional LED Beacon green with buzzer AC 100~230V	XVR3M03S	15890
Multi-functional LED Beacon red with buzzer AC 100~230V	XVR3M04S	13185
Multi-functional LED Beacon orange with buzzer AC 100~230V	XVR3M05S	14154
Multi-functional LED Beacon blue with buzzer AC 100~230V	XVR3M06S	15595

XVS Sirens

Description	Reference	Unit MRP [₹]
2 tones siren - 106 dB - 12...24V AC/DC - white	XVS10BMW	26493
2 tones siren - 106 dB - 120V AC - white	XVS10GMW	
2 tones siren - 106 dB - 230V AC - white	XVS10MMW	

DL1 Incandescent Bulb

Description	Light Block Colour	Reference	Unit MRP [₹]
Clear incandescent bulb for signalling - ba 15d - 24 v 4 w		DL1BEBS	362
Clear incandescent bulb for signalling - ba 15d - 120 v 7 w		DL1BEG	383
Clear incandescent bulb for signalling - ba 15d - 230 v 5 w		DL1BEMS	393

XVR Rotating Mirror Beacon

Description	Light Block Colour	Reference	Unit MRP [₹]
Rotating mirror beacon w/o buzzer XVR - Ø 130 - 24 V AC DC	Red	XVR13B04L	16006
	Orange	XVR13B05L	15259
Rotating mirror beacon w/o buzzer XVR - Ø 120 - 24 V AC DC	Blue	XVR12B06	20710
Rotating mirror beacon w/o buzzer XVR - Ø 130 - 120 V AC	Red	XVR13G04L	18914
	Red	XVR13M04L	20131
Rotating mirror beacon w/o buzzer XVR - Ø 130 - 230 V AC	Red	XVR13M04L	20131
	Orange	XVR13M05L	18743

Please contact Customer Care Center for Stockable and Non stockable status of references.

NORMAL STOCK ITEMS

W.E.F. January 30th, 2023

XVM Series

Description	Reference	Unit MRP [₹]
Base and Cover	XVMC21	888
Tube and Base	XVMC213T	1792
Base with Buzzer 24V	XVMC29B	2553
Base with Buzzer 230V	XVMC29M	2809
Green Lens	XVMC33	987
Red Lens	XVMC34	987
Yellow Lens	XVMC35	987
Blue Lens	XVMC36	987
Clear Lens	XVMC37	987
100mm Aluminium Tube with Stand	XVMZ02	817
100mm Aluminium Tube with Bracket	XVMZ02T	991
400mm Aluminium Tube with Stand	XVMZ04	1770
Incandescent Bulb 24 V	DL1EDBS	260
White Led Bulb 24 V	DL2EDB1SB	1294
Green Led Bulb 24 V	DL2EDB3SB	1294
Red Led Bulb 24 V	DL2EDB4SB	1294
Blue Led Bulb 24 V	DL2EDB6SB	1494
Orange Led Bulb 24 V	DL2EDB8SB	1267

XVM Series

Description	Reference	Unit MRP [₹]
Blue Flashing Led Bulb 24 V	DL2EKB6SB	1870

Breakdown of the reference for a complete indicator bank

		4 units				3 units				2 units				1 units			
		XVM															
Voltage	AC/DC 24 V	B															
	AC 110 V	G															
	AC 230 V	M															
Light source (2)	Incandescent bulb	1															
	LED	2															
Illuminated	Colour		R			R				R				R			
	Orange	A				A				A				A			
	Green	G				G				G				G			
	Blue	B				B				B				B			
	Clear	C				C				C				C			
Signalling	Steady	(3)															
	Flashing	5															
	"Flash"	6															
Buzzer	Without	(3)															
	With	S															

Reference example

XVM B2R6AGS=indicator bank for 24V(AC/DC) supply, with LEDs with 1 red lens unit with "flash" discharge tube signalling, 2 lens units (1 orange and 1 green) with steady light signalling and with buzzer.



Tower light vivid in all kinds of ambient

Easy Harmony XVG Monolithic tower light

When Simple is just enough without compromise in quality.

Intuitive clear lens design suitable in bright environment and long distance view

Clear lens design overcome colored lens dull and reflection in bright environment.

From far, can easily differentiate machine status by ON/OFF condition of tower light, even in bright and densed environment.

Pre-wired and pre-assembled simplify selection, engineering and inventory management

Easy colored code wire with respect to function ease installation and maintenance work.

Simple yet complete signaling applications

From single layer up to 4 layers. From steady to flashing light pattern. 5 types of mounting option. Wide voltage ranges options from 24V AC/DC, 220~240V AC. Answer most of the signaling applications.





Offer overview

- Single layer to 4 layers. IP23 to IP53 depends on different mounting.
- Buzzer pressure level max 85dB @1m
- 5 type of mounting options
- Red flashing @ 1Hz on single layer, up to 4 colors (R/O/G/B) in steady pattern
- Long lasting LEDs, can operating more than 100K hours, low power consumption
- CE, CCC and EAC certification approval

Voltage	Colors	Light Pattern	Mounting Type	Without Buzzer	Buzzer
24V DC/AC	Red	Steady	100mm pole with L bracket 100mm pole with foldable bracket	XVGB1A XVGB1MA	XVGB1SA XVGB1SMA
		Flashing	100mm pole with L bracket 100mm pole with foldable bracket		XVGB1SFA XVGB1SMFA
220~240V AC		Steady	100mm pole with L bracket 100mm pole with foldable bracket	XVGM1A XVGM1MA	XVGM1SA XVGM1SMA
		Flashing	100mm pole with L bracket 100mm pole with foldable bracket		XVGM1SFA XVGM1SMFA



Voltage	Colors	Light Pattern	Mounting Type	Without Buzzer	Buzzer
24 V DC/AC	2 layers: Red/Green 3 layers: Red/Orange/Green 4 layers: Red/Orange/Green/Blue	Steady	Base Mount Direct Alu tube Alu tube and L-bracket Alu tube and fixing plate Alu tube and foldable bracket	XVGB*W XVGB*T XVGB* XVGB*H XVGB*M	XVGB*SW XVGB*ST XVGB*S XVGB*SH XVGB*SM
220~240V AC	2 layers: Red/Green 3 layers: Red/Orange/Green	Steady	Base Mount Direct Alu tube Alu tube and L-bracket Alu tube and fixing plate Alu tube and foldable bracket	XVGM+W XVGM+T XVGM+ XVGM+H XVGM+M	XVGM+SW XVGM+ST XVGM+S XVGM+SH XVGM+SM



ø Replace * with 2 to 4 represent 2 to 4 layers for DC models
ø Replace + with 2 to 3 represent 2 to 3 layers for AC models



Please contact Customer Care Center for Stockable and Non stockable status of references.

NORMAL STOCK ITEMS

W.E.F. January 30th, 2023

Tower light, Ø 60 mm, Pre-assembled, PreCabled, Monoethic, Economical Version, XVGB-Series with LED for steady light - 24VDC

Description	References	Unit MRP [₹]
With aluminium tube mounting and L-bracket		
Without Buzzer		
2-Stage Red, Green	XVGB2	3609
3-Stage Red, Amber, Green	XVGB3	4089
4-Stage Red, Amber, Green, Blue	XVGB4	5252
With Buzzer		
2-Stage Red, Green	XVGB2S	4098
3-Stage Red, Amber, Green	XVGB3S	4648
4-Stage Red, Amber, Green, Blue	XVGB4S	4949
With direct aluminium tube mounting		
Without Buzzer		
2-Stage Red, Green	XVGB2T	3719
3-Stage Red, Amber, Green	XVGB3T	4521
With Buzzer		
3-Stage Red, Amber, Green	XVGB3ST	4680
Without Buzzer		
2-Stage Red, Green	XVGB2H	3609
3-Stage Red, Amber, Green	XVGB3H	4132
4-Stage Red, Amber, Green, Blue	XVGB4H	5418
With Buzzer		
2-Stage Red, Green	XVGB2SH	4412
3-Stage Red, Amber, Green	XVGB3SH	4756
4-Stage Red, Amber, Green, Blue	XVGB4SH	5927
With aluminium tube mounting and foldable bracket		
Without Buzzer		
2-Stage Red, Green	XVGB2M	4137
3-Stage Red, Amber, Green	XVGB3M	4523
With Buzzer		
2-Stage Red, Green	XVGB2SM	4486
3-Stage Red, Amber, Green	XVGB3SM	4912
4-Stage Red, Amber, Green, Blue	XVGB4SM	4953
With base mounting - Direct		
Without Buzzer		
2-Stage Red, Green	XVGB2W	3392
3-Stage Red, Amber, Green	XVGB3W	3991
With Buzzer		
2-Stage Red, Green	XVGB2SW	3969
3-Stage Red, Amber, Green	XVGB3SW	4489
4-Stage Red, Amber, Green, Blue	XVGB4SW	5364
XVG-USB Based Towerlights		
Pre-assembled and pre-cabled Multicolor USB tower light 60mm IP42 Direct base mounting	XVGU3SWV	9219
Pre-assembled and pre-cabled Multicolor USB tower light 60mm IP42 With 100 mm aluminium tube mounting	XVGU3SHAV	10554

Please contact Customer Care Center for Stockable and Non stockable status of references.

NORMAL STOCK ITEMS

W.E.F. January 30th, 2023

Tower light, Ø 60 mm, Pre-assembled , PreCabled , Monoethic , Economical Version , XVGM-Series with LED for steady light - 220..240 VAC

Description	References	Unit MRP [₹]
With aluminium tube mounting and L-bracket		
Without Buzzer		
2-Stage Red, Green	XVGM2	3815
3-Stage Red, Amber, Green	XVGM3	4317
With Buzzer		
2-Stage Red, Green	XVGM2S	4330
3-Stage Red, Amber, Green	XVGM3S	4912
With direct aluminium tube mounting		
Without Buzzer		
2-Stage Red, Green	XVGM2T	3931
3-Stage Red, Amber, Green	XVGM3T	4783
With Buzzer		
2-Stage Red, Green	XVGM2ST	4818
3-Stage Red, Amber, Green	XVGM3ST	4946
With aluminium tube mounting and fixing plate		
Without Buzzer		
2-Stage Red, Green	XVGM2H	3815
3-Stage Red, Amber, Green	XVGM3H	4363
With Buzzer		
2-Stage Red, Green	XVGM2SH	4666
3-Stage Red, Amber, Green	XVGM3SH	5028
With aluminium tube mounting and foldable bracket		
Without Buzzer		
2-Stage Red, Green	XVGM2M	4374
3-Stage Red, Amber, Green	XVGM3M	4783
With Buzzer		
2-Stage Red, Green	XVGM2SM	4736
3-Stage Red, Amber, Green	XVGM3SM	5191
With Buzzer LED Flashing light		
1-Stage Red	XVGM1SMFA	4363
With base mounting - Direct		
Without Buzzer		
2-Stage Red, Green	XVGM2W	3527
3-Stage Red, Amber, Green	XVGM3W	4200
With Buzzer		
2-Stage Red, Green	XVGM2SW	4200
3-Stage Red, Amber, Green	XVGM3SW	4748

Please contact Customer Care Center for Stockable and Non stockable status of references.

NORMAL STOCK ITEMS

W.E.F. January 30th, 2023



- One-hand operation
- Wireless e-stop compliant with sil3
- 30H runtime, 15min to recharge
- Instant alarm notification by vibration
- 2.4Ghz frequency up to 50 systems at the same time

Radio Remote Control

Description	References	Unit MRP [₹]
ZART8L + ZARB12W	XARS8L12W	On Request
ZART8L + ZARB12H	ZART8L+ZARB12H	On Request
ZART8D + ZARB18W	XARS8D18W	On Request
ZART12D + ZARB18W	XARS12D18W	On Request
Starter kit = XARS8L12W + ZARC01 + ZARC02	XARSK8L12W	On Request
Starter kit = XARS12D18W + ZARC01 + ZARC02	XARSK12D18W	On Request
Starter kit = XARS12D18H + ZARC01 + ZARC02	XARSK12D18H	On Request
Basic features – 8 pushbuttons - LEDs	ZART8L	On Request
Basic features – 8 pushbuttons - Display	ZART8D	On Request
Extended features – 12 pushbuttons	ZART12D	On Request
12 outputs wired connection – cable gland	ZARB12W	On Request
18 outputs wired connection – cable gland	ZARB18W	On Request
Charger	ZARC01	On Request
Shoulder belt	ZARC02	On Request
External antenna	ZARC03	On Request
Holder	ZARC04	On Request

Please contact Customer Care Center for Stockable and Non stockable status of references.

NORMAL STOCK ITEMS

W.E.F. January 30th, 2023



Wireless Remote-Control system - Harmony Pocket Remote (Transmitter, Receiver & Accessories)

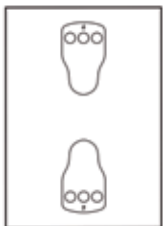
Transmitter

Description	References	Unit MRP [₹]
3 Single Step Push Buttons	ZART03	On Request
4 Single Step Push Buttons	ZART04	On Request
6 Single Step Push Buttons	ZART06	On Request
8 Single Step Push Buttons	ZART08	On Request
10 Single Step Push Buttons	ZART10	On Request



Receiver

Description	References	Unit MRP [₹]
5 relays small size receiver pre-wired with 1.5 m of cable	ZARB05WSP	On Request
11 relays small size receiver pre-wired with 1.5 m of cable	ZARB11WSP	On Request



Accessories

Description	References	Unit MRP [₹]
DIY adhesive label kit for remote transmitter, 66 x 114 mm/2.60 x 4.49 in. for use with ZART03	ZARC603	On Request
DIY adhesive label kit for remote transmitter, 66 x 114 mm/2.60 x 4.49 in. for use with ZART04	ZARC604	On Request
DIY adhesive label kit for remote transmitter, 66 x 114 mm/2.60 x 4.49 in. for use with ZART06	ZARC606	On Request
DIY adhesive label kit for remote transmitter, 66 x 114 mm/2.60 x 4.49 in. for use with ZART08	ZARC608	On Request
DIY adhesive label kit for remote transmitter, 66 x 114 mm/2.60 x 4.49 in. for use with ZART10	ZARC610	On Request
DIY adhesive label kit for remote transmitter, 66 x 114 mm/2.60 x 4.49 in. for use with ZART03, ZART04, ZART06, ZART08, ZART10	ZARC620	On Request

Please contact Customer Care Center for Stockable and Non stockable status of references.

NORMAL STOCK ITEMS

W.E.F. January 30th, 2023

XAC-A Type

For Control Circuits

- Complete Stations IP657
- Double Insulated
- "Small Hoist" applications

Control station composition	Mechanical interlocking	Contact composition	Reference	Unit MRP [₹]
For Single Hoist Motors				
2 pushbuttons	With mechanical interlocking	1 NO	XACA201	5709
		1 NC + 1 NO	XACA205	6018
2 booted pushbuttons	With mechanical interlocking	1 NO	XACA211	5765
		1 NC + 1 NO	XACA215	6569
For Single-Speed Motors				
2 pushbuttons	With mechanical interlocking	1 NO	XACA271	5855
		1 NC + 1 NO	XACA281	6591
4 pushbuttons	With mechanical interlocking Between pairs	1 NO	XACA471	7464
		1 NC + 1 NO	XACA481	8475
6 pushbuttons	With mechanical interlocking Between pairs	1 NO	XACA671	8724
		1 NC + 1 NO	XACA681	10771
8 pushbuttons	With mechanical interlocking Between pairs	1 NO (for 7 operators)	XACA871	10219
		1 NO (for 8 operators)	XACA881	12780

Joystick Controllers

Description	Legend plate without text	Legend plate Price	Reference	Unit MRP [₹]
XD2-P (One Step in Each Position) Dia. 22mm				
2-Direction Stay-Put	ZD2-GY2201	103	XD2PA12	6507
2-Direction Spring Return to Zero			XD2PA22	6024
4-Direction Stay-Put	ZD2-GY4201	123	XD2PA14	7442
4-Direction Spring Return to Zero			XD2PA24	7560
XD2-G (Two steps in each position) Dia. 22mm				
2 - Direction (2 notches with spring return to zero)	ZD2-GY5201	139	XD2GA8241	14445
4-Direction spring (2 notches with spring return to zero)	ZD2-GY6201	146	XD2GA8441	19057

Foot Switch

Contacts Type and Composition	Reference	Unit MRP [₹]
Insulated Enclosure 1 NC + 1 NO	XPEA110	6016

Please contact Customer Care Center for Stockable and Non stockable status of references.

 NORMAL STOCK ITEMS
W.E.F. January 30th, 2023



Upgrade to Harmony XAPD/K for a modern and optimal design



Better integration in machines and modern aesthetic

New XAPD color follows the industrial standard for enclosures and machines (RAL7035).

Allow any type of XB4/XB5 functions, including E-stops with legend plate

Increase legend holders usage (our 2 sizes can be used in both vertical and horizontal direction). Our new flush XB4F/XB5F are also compatible. No change on external dimensions.

Easy to select range with rationalized number of references

Substitution table available on this document.

se.com/in

Discontinued

Available



XAPD*6* + ZB4FBZ014



XB4F + XB5F
Flush compatible

1. Optimized features and performances



XAPM* = Pg
XAPM*H29 = ISO metric



XAPD* = ISO metric




XAPG = Pg & 3/4 NPT




XAPG* = 3/4 NPT



2. Compatible with our complete offer of products and accessories



3. Friendly customization with configurable legend panels



Please contact Customer Care Center for Stockable and Non stockable status of references.

NORMAL STOCK ITEMS

W.E.F. January 30th, 2023

Substitution table

Existing references	Substitution
XAPJ11 XAPJ11H29	XAPK11
XAPJ1201 XAPJ1201H29	XAPK1201
XAPJ14 XAPJ14H29	XAPK14
XAPJ1501 XAPJ1501H29	XAPK1501
XAPM11 XAPM11H29	XAPD11
XAPM1201 XAPM1201H2 XAPM1201H29 XAPM1201H6 XAPM1201H7	XAPD1201
XAPM1202 XAPM1202H2 XAPM1202H29	XAPD1202
XAPM14 XAPM14H2 XAPM14H29	XAPD14
XAPM1501 XAPM1501H2 XAPM1501H29	XAPD1501
XAPM1502 XAPM1502H2 XAPM1502H29	XAPD1502
XAPM1601 XAPM1601H2 XAPM1601H29	XAPD1601
XAPM21 XAPM21H29	XAPD21
XAPM2202 XAPM2202H2 XAPM2202H29	XAPD2202
XAPM2203 XAPM2203H2 XAPM2203H29	XAPD2203
XAPM2204 XAPM2204H2 XAPM2204H29	XAPD2204

Existing references	Substitution
XAPM24 XAPM24H29	XAPD24
XAPM2502 XAPM2502H2 XAPM2502H29	XAPD2502
XAPM2503 XAPM2503H2 XAPM2503H29	XAPD2503
XAPM2504 XAPM2504H29	XAPD2504
XAPM2602 XAPM2602H2 XAPM2602H29	XAPD2602
XAPM31 XAPM31H29	XAPD31
XAPM3203 XAPM3203H2 XAPM3203H29 XAPM3203H6	XAPD3203
XAPM3204 XAPM3204H2 XAPM3204H29 XAPM3204H6	XAPD3204
XAPM3206 XAPM3206H2 XAPM3206H29	XAPD3206
XAPM34 XAPM34H2 XAPM34H29	XAPD34
XAPM3503 XAPM3503H2 XAPM3503H29	XAPD3503
XAPM3504 XAPM3504H2 XAPM3504H29	XAPD3504
XAPM3506 XAPM3506H2 XAPM3506H29	XAPD3506
XAPM3603 XAPM3603H2 XAPM3603H29	XAPD3603

Please contact Customer Care Center for Stockable and Non stockable status of references.

NORMAL STOCK ITEMS

W.E.F. January 30th, 2023

Substitution table

Existing references	Substitution
XAPM44 XAPM44H2 XAPM44H29	XAPD44
XAPM4504 XAPM4504H2	XAPD4504
XAPM4505	XAPD4505
XAPM4506 XAPM4506H2 XAPM4506H29	XAPD4506
XAPM4508 XAPM4508H2 XAPM4508H29	XAPD4508
XAPM4604 XAPM4604H2 XAPM4604H29	XAPD4604
XAPM54 XAPM54H29	XAPD54
XAPM5508 XAPM5508H29	XAPD5508
XAPM5512	XAPD5510
XAPM5512H29	XAPD5512
XAPM5606 XAPM5606H29	XAPD5606
XAPH1201 XAPH1201H29	XAPK1201
XAPH1501	XAPK1501
XAPH1601	XAPK1601

Existing references	Substitution
XAPG11	XAPD11
XAPG1201	XAPD1201
XAPG1202	XAPD1202
XAPG14	XAPD14
XAPG1501	XAPD1501
XAPG1502	XAPD1502
XAPG1601	XAPD1601
XAPG2202	XAPD2202
XAPG2203	XAPD2203
XAPG24	XAPD24
XAPG2502	XAPD2502
XAPG2504	XAPD2504
XAPG31	XAPD31
XAPG3203	XAPD3203
XAPG34	XAPD34
XAPG3503	XAPD3503
XAPG3504	XAPD3504
XAPG3506	XAPD3506
XAPG3603	XAPD3603
XAPG3802	XAPD2602
XAPG44	XAPD44
XAPG4506	XAPD4506
XAPG4508	XAPD4508
XAPG4604	XAPD4604

Please contact Customer Care Center for Stockable and Non stockable status of references.

NORMAL STOCK ITEMS

W.E.F. January 30th, 2023

Factory Automation Sensors

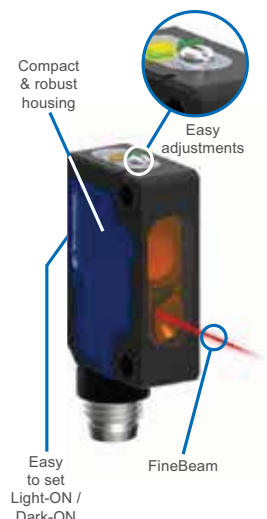




Miniature photoelectric sensors: Simply spot on!

Regardless of the detection target or the production line speed, New XUM is the solution.

Telemecanique Sensors, known for robust and reliable sensors since 1924, introduces a new generation of photoelectric sensors. This range completes the large Telemecanique Sensors portfolio and provides an optimum offer for photoelectric sensor applications.



Features and Benefits

Top level quality & performance

- Precise light spot of approximately 5mm with no halo around the spot.
- Highly immune to bright environments, detecting even in 40k lux sunlight and 10klux incandescent lamp light.
- Fast detection with a switching frequency at 1KHz and a response time at 0.5ms.

Simple integration


- 2 potentiometers to easily configure the sensing distance and output functions
- Miniature size (20mm x 34mm x 11mm) for installation in limited spaces
- Robust PBT Valox plastic housing

Easy product selection

- 35% less product references compared to the market simplifies sensor selection and reduces stock management costs

XX Ultrasonic Sensors for mobile equipment, material handling & Conveying.

Groundbreaking software-configurable ultrasonic sensors to detect virtually any object.



Features and Benefits

Standard format

- M18 & M30 cylindrical: straight & 90° angled (select models)
- M12, 5-pin connector
- Available in plastic, Nickel-plated brass & SS316L

High performance

- High tilt angle of +/- 35° or more at 50% sensing distance for detecting objects with irregular positioning
- Detect Ø1mm cylinders up to 600mm
- Synchronization of up to 8 sensors and multiplexing features for improved flexibility

Easy configuration using the XX Configuration Kit or XXZPB100 remote accessory for 1, 2, & 4m; (8m version features integrated pushbutton)

- Analog output function: Select between Direct or Inverse
- Digital output: Select between NO/NC and Window / Reflex / Proximity / Pump modes
- Easy live monitoring and troubleshooting available when using XX Configuration Kit

Please contact Customer Care Center for Stockable and Non stockable status of references.

☑ NORMAL STOCK ITEMS

W.E.F. January 30th, 2023



OsiSense™ XCKW, welcome to the wireless era

New wireless and battery-less OsiSense™ XCKW limit switch



Our new wireless OsiSense™ XCKW limit switch is a breakthrough device serving a vast number of applications.

Wireless

Simplify machine communication where cabling is difficult, expensive, or unwanted. It's also the perfect way to give mobile machines more freedom of movement.

Easy to install

To further simplify the installation process, the device comes in a plug & play kit, and is also offered in out-of-the-box compatible packs comprising an OsiSense XCKW limit switch and a receiver.

Proven design and robustness

OsiSense XCKW has been designed with simplicity in mind. It uses a head that is 100% compatible with XCKS and XCKM limit switches to make update to wireless seamless. Like our standard range of limit switches, we guarantee robustness of our products. The new OsiSense XCKW also benefits from an excellent waterproofness thanks to a complete sealed body.

W.E.F. January 30th, 2023



Optical Sensors

- XUB M18 Body
- 100mA (with overload and short circuit protection)

Principle of operation	Sensing Distance	Output	Reference	Unit MRP [₹]
Diffuse	0.6 m	PNP NO	XUB5APANM12 <input checked="" type="checkbox"/>	4691
		PNP NO	XUB5BPANM12 (Metal) <input checked="" type="checkbox"/>	6217
		PNP NO	XUB5APANL2 <input checked="" type="checkbox"/>	4658
		PNP NO	XUB5BPANL2 <input checked="" type="checkbox"/>	5567
Polarised reflex	2m	PNP NO	XUB9APANM12 <input checked="" type="checkbox"/>	4941
		PNP NO	XUB9BPANM12	6128
		PNP NO	XUB9APANL2	4681
Fixed Diffuse	100 mm	PNP NO	XUB4APANL2	4515
			XUB4APANM12	4515
			XUB4BPANM12 (Metal)	5614
Reflex	4 m	PNP NO	XUB1APANL2 (Without Reflector)*	4515
			XUB1APANM12	4515
		PNP NC	XUB1BPANM12 (Metal)	5173
			XUB1APBNL2 (Without Reflector)*	4515
Receiver Thru Beam	15 m	PNP NO	XUB2APANL2R	4002
			XUB2AKSNL2T	4005
			XUB2AKSNM12T	2724
			PNP NC	XUB2BKSNM12T (Metal)
Receiver Thru Beam	15m	PNP NO	XUB2APANM12R	4002
Receiver Thru Beam			XUB2BPANM12R (Metal)	5385
Transmitter Thru Beam			XUB2AKSNL2T	4005

Note :

1. L2 stands for sensors with 2m cable
4. M12 stand for universal connectors.

Principle of operation	Sensing range	Connection	Reference	Unit MRP [₹]
Cylindrical M18				
Multi Mode	> 0...20 m	Cable 2 m	XUB0APSNL2	8891
Multi Mode	> 0...20 m	Connector	XUB0APSNM12	9139
Multi Mode	> 0...20 m	Connector	XUB0BPSNM12 (Metal)	9297

Principle of operation	Sensing Distance	Output	Reference	Unit MRP [₹]
Compact 50 x 50 mm				
Reflex	7 m	AC/DC 1C/O Relay	XUK1ARCNL2	8713
Diffuse	1 m	AC/DC 1C/O Relay	XUK5ARCNL2	8713
Reflex polarized	5 m	AC/DC 1C/O Relay	XUK9ARCNL2	8566
Multimode	30 m	pnp/npn no/nc	XUK0AKSAL2	11707
Multimode	30 m	AC/DC 1C/O Relay	XUK0ARCTL2	13442
Compact 92 x 71 mm				
Diffuse	2.1 m	AC/DC 1C/O relay	XUX5ARCNT16	10724
Reflex Polarized	11 m	AC/DC 1C/O relay	XUX9ARCNT16	11865
Reflex	14 m	AC/DC 1C/O relay	XUX1ARCNT16	9611
Thru beam transmitter		AC/DC	XUX0ARCTT16T	9262
Multimode	1.3 m...40 m	PNP/NPN NO/NC	XUX0AKSAT16	17675
Multimode	1.3 m...40 m	AC/DC 1C/O relay	XUX0ARCTT16	18598

*Reflector to be ordered separately.

Please contact Customer Care Center for Stockable and Non stockable status of references.

NORMAL STOCK ITEMS

W.E.F. January 30th, 2023

XUK Colour Sensors



- Supply Voltage 10..30 VDC
- Teach Button Sensitivity Adjustment
- 3 Wire
- IP 65

Principle of operation	Sensing Distance	Output	Reference	Unit MRP [₹]
Multi Mode	> 0...10 m	Cable 2 m	XUM0APSAL2	9600
Principle of operation	Sensing Distance	Output	Reference	Unit MRP [₹]
Diffuse contrast sensor	19 mm	PNP NO	XUKR1PSMM12	19837

Fixing Bracket

Description	Reference	Unit MRP [₹]
For XUB	XUZA118	1050
For XUK	XUZA51	958

Reflector (mm)

Description	Reference	Unit MRP [₹]
24 x 21	XUZC24	1330
50 x 50	XUZC50 <input checked="" type="checkbox"/>	1364
80 (dia)	XUZC80 <input checked="" type="checkbox"/>	2000
100 x 100	XUZC100 <input checked="" type="checkbox"/>	1936

Please contact Customer Care Center for Stockable and Non stockable status of references.

NORMAL STOCK ITEMS

W.E.F. January 30th, 2023

OsiSense XU



SN [mm]	Light Mode	Output	Connection	Reference	Unit MRP [₹]
Fork Sensor					
30mm	Red LED	PNP,[NO]	2m Cable	XUVR0303PANL2	8856
50mm	Red LED	PNP,[NO]	M8 Connector	XUVR0605PANM8	10804

Fiber Design Amplifier



- 3 Wire DC, Teach Mode

Depending on fiber	-	PNP NO/NC programmable	2M Cable	XUDA2PSML2 <input checked="" type="checkbox"/>	On Request
--------------------	---	------------------------	----------	--	------------

XU.8 Background Suppresion

SN [m]	Body Type	Output	Connection	Reference	Unit MRP [₹]
1m	Compact 50x50	PNP/NPN,NO/NC programmable	2m Cable	XUK8AKSNL2	9755
1m	Compact 50x50	PNP/NPN,NO/NC programmable	M12 Connector	XUK8AKSNM12 <input checked="" type="checkbox"/>	10892
0.3m	Miniature	PNP NO/NC programmable	2m Cable	XUM8APCNL2	6571

Please contact Customer Care Center for Stockable and Non stockable status of references.

NORMAL STOCK ITEMS

W.E.F. January 30th, 2023

Electromechanical Pressure Switches



Description	Pressure Range	Reference	Unit MRP [₹]
Electromechanical pressure switches for control circuit			
<ul style="list-style-type: none"> • Suitable for air, fresh water, sea water • Adjustable differential • 1 C/O single pole contact • G 1/4 (BSP female) fluid connection • Mechanical durability - 1 x 10⁶ operating cycles 			
Setting screw external	1-6 bar	XMAV06L2135	5184
Adjustable range of rising pressure	1.3-12 bar	XMAV12L2135	4428
	3.5-25 bar	XMAV25L2135	5455
Electromechanical pressure switches for power circuits			
<ul style="list-style-type: none"> • Suitable for fresh water & sea water • Adjustable differential • 2 pole 2 N/C contact • Degree of protection - IP20 • G 1/4 (BSP female) fluid connection 			
Adjustable range of rising pressure 1.4 - 4.6 bar		FSG2 <input checked="" type="checkbox"/>	1915
Electromechanical pressure switches (Nautilus)			
<ul style="list-style-type: none"> • Conforming to IEC/EN 60947-5-1 • 1 C/O single pole contact (4 terminal) snap action with setting scale 			
Fixed differential			
0.4 to 4 bar		XMLA004A2S11 <input checked="" type="checkbox"/>	13927
0.7 to 20 bar		XMLA020A2S11 <input checked="" type="checkbox"/>	10337
1.5 to 35 bar		XMLA035A2S11 <input checked="" type="checkbox"/>	9436
5 to 70 bar		XMLA070D2S11 <input checked="" type="checkbox"/>	10388
Adjustable differential			
0.25 to 4 bar		XMLB004A2S11 <input checked="" type="checkbox"/>	15051
1.3 to 20 bar		XMLB020A2S11 <input checked="" type="checkbox"/>	15051
3.5 to 35 bar		XMLB035A2S11	22247
7 to 70 bar		XMLB070D2S11	16124

XMLP Pressure Transmitter

- For Hydraulic Oil, air, fresh water, sea water, gas & Refrigeration fluids



Pressure Range	Output	Connection	Reference	Unit MRP [₹]
0 to 10 bar	4-20mA	DIN 43650	XMLP010BC21F <input checked="" type="checkbox"/>	11919
0 to 400 bar	4-20mA	DIN 43650	XMLP400BC21F	11919
0 to 400 bar	0-10V	M12	XMLP400BD71F	10559

Note: 10,16, 25, 40, 60, 100, 250, 400 and 600 , bar version available in stock

Please contact Customer Care Center for Stockable and Non stockable status of references.

NORMAL STOCK ITEMS

W.E.F. January 30th, 2023

XCKD Limit Switches



- Metal body
- Conforming to IEC60947-5-1, EN60947-5-1, UL 508, CSA
- C22-2 n°14 standards
- Degree of Protection - IP67
- Tapped entry for n°11 cable gland
- 2 pole N/O + N/C, snap action contact available as standard (3 output contacts also available in same size and replaceable at site)

Description	number of Poles	Reference	Unit MRP [₹]
Steel roller plunger - 1 NC + 1 NO		XCKD2102G11 <input checked="" type="checkbox"/>	2249
Cat's whisker - 1 NC + 1 NO		XCKD2106G11	2533
Steel end plunger - 1 NC + 1 NO		XCKD2110G11	3002
Thermoplastic roller lever - 1 NC + 1 NO		XCKD2118G11 <input checked="" type="checkbox"/>	2745
Thermoplastic roller lever plunger, horizontal direction - 1 NC + 1 NO		XCKD2121G11 <input checked="" type="checkbox"/>	2511
Thermoplastic adjustable roller lever - 1 NC + 1 NO		XCKD2145G11 <input checked="" type="checkbox"/>	2348
Sub-assemblies Metal Bodies for XCKD			
Body ZCD 1 NC + 1 NO Snap Action	2	ZCD21 <input checked="" type="checkbox"/>	2883
Body ZCD 2 NC + 1 NO Snap Action	3	ZCD39	3311
Gland and Head for ZCD Bodies			
Cable gland entry Pg 11 - metal body		ZCDEG11	266
Head for Limit switch - ZCE without operating lever		ZCE01 <input checked="" type="checkbox"/>	742
Steel roller plunger		ZCE02 <input checked="" type="checkbox"/>	983
Cat's whisker		ZCE06	1319
Steel end plunger		ZCE10	782
Thermoplastic roller lever plunger, horizontal direction		ZCE21 <input checked="" type="checkbox"/>	1251
Thermoplastic roller lever ZCY		ZCY18*	312
Steel roller lever ZCY		ZCY19*	830
Variable length thermoplastic roller lever		ZCY45* <input checked="" type="checkbox"/>	1095
*To be used with head ZCE01			
Contact block for ZCD bodies			
1NO + 1NC	2	XE2SP2151 <input checked="" type="checkbox"/>	802
1NO + 2NC	3	XE3SP2141	1979

XCK-M Limit Switches



- 1 NO + 1 N/C with positive opening operation
- Heavy duty oil-tight to IP 665
- Up to 20 million operations

Description	Reference	Unit MRP [₹]
Body		
Body - 1 NC + 1 NO - terminals	ZCKM1 <input checked="" type="checkbox"/>	2074
Spare contacts	XE2SP2151 <input checked="" type="checkbox"/>	802
For ordering complete limit switches, please select body and head listed above		
Head		
Head - steel roller plunger	ZCKD02 <input checked="" type="checkbox"/>	1059
Head - cat's whisker	ZCKD06 <input checked="" type="checkbox"/>	1163
Head - spring rod lever	ZCKD08 <input checked="" type="checkbox"/>	1198
Head - steel end plunger	ZCKD10 <input checked="" type="checkbox"/>	616
Delrin roller lever head	ZCKD15 <input checked="" type="checkbox"/>	1279
Delrin roller lever plunger head	ZCKD21 <input checked="" type="checkbox"/>	1198
Steel roller lever plunger head	ZCKD23	1509
Variable length Delrin roller lever	ZCKD41 <input checked="" type="checkbox"/>	1563

Please contact Customer Care Center for Stockable and Non stockable status of references.

NORMAL STOCK ITEMS

W.E.F. January 30th, 2023

XCK-P Thermoplastic



Conforming to IEC 947-5-1
 Degree of Protection - IP 653
 Double insulated
 Class II conforming to IEC 536
 15 million mechanical durability
 1 NO+1 NC 2 pole snap action contacts with positive opening

Description	Reference	Unit MRP [₹]
Steel roller plunger - 1 NC + 1 NO	XCKP2102G11 <input checked="" type="checkbox"/>	1595
Cat's whisker - 1 NC + 1 NO	XCKP2106G11 <input checked="" type="checkbox"/>	2416
Steel end plunger - 1 NC + 1 NO	XCKP2110G11 <input checked="" type="checkbox"/>	1326
Delrin roller lever ⁽¹⁾	XCKP2118G11 <input checked="" type="checkbox"/>	1365
Delrin roller lever plunger, horizontal direction - 1 NC + 1 NO	XCKP2121G11 <input checked="" type="checkbox"/>	1639
Delrin roller lever plunger, vertical direction - 1 NC + 1 NO	XCKP2127G11 <input checked="" type="checkbox"/>	2522
Adjustable roller lever - 1 NC + 1 NO (1) (Variable Length)	XCKP2145G11 <input checked="" type="checkbox"/>	1595
Spare contact block	XE2SP2151 <input checked="" type="checkbox"/>	802

Note : 1 tapped entry for size 11 cable gland
 (1) Adjustable through 360° in 5 steps

XCMD Metal, compact



Conforming to IEC 947-5-1
 IP 67 conforming to IEC 529
 Pre-cabled, 5 x 0.75 mm²
 Single pole 1 C/O contact, snap action

Description	Reference	Unit MRP [₹]
Steel roller plunger	XCMD2102L1 <input checked="" type="checkbox"/>	3775
Metal end plunger	XCMD2110L1 <input checked="" type="checkbox"/>	3191
Thermoplastic roller lever	XCMD2115L1 <input checked="" type="checkbox"/>	3298

XCK - J Metal



1NO + 1NC
 Snap action
 Positive opening operation
 30 million operations
 Heavy Duty Oil Tight to IP 667
 Accuracy = 0.01 mm

Description	Reference	Unit MRP [₹]
Head - without operating lever - Rotary head	ZCKE05 <input checked="" type="checkbox"/>	2179
Head - cat's whisker	ZCKE06 <input checked="" type="checkbox"/>	2195
Head - spring rod lever	ZCKE08 <input checked="" type="checkbox"/>	2381
Head - steel roller lever	ZCKE23	3856
Head - metal end plunger	ZCKE61	1866
Head - reinforced end plunger	ZCKE67 <input checked="" type="checkbox"/>	3110
Body - 1 NC + 1 NO - terminals	ZCKJ1 <input checked="" type="checkbox"/>	2622
Body - 2 OC - terminals 2 NO + 2 NC	ZCKJ2 <input checked="" type="checkbox"/>	4249
Steel roller lever	ZCKY13 <input checked="" type="checkbox"/>	564
Delrin roller lever Ø 50 mm	ZCKY41 <input checked="" type="checkbox"/>	824
Nylon round rod Ø 6 mm	ZCKY59 <input checked="" type="checkbox"/>	475
spare contacts	XE2SP2151 <input checked="" type="checkbox"/>	802

Note:
 • For ordering complete Limit Switches, please select body, head and, if necessary, roller listed above

Please contact Customer Care Center for Stockable and Non stockable status of references.

NORMAL STOCK ITEMS

W.E.F. January 30th, 2023

Tiger Limit Switches

XCJ-Thermoplastic



Conforming to IEC 60947-5-1
 Degree of Protection - IP 40, IK 04
 Mechanical durability - 10 million operations
 Operating frequency - 120 operations per minute
 Light Duty application

Description	Reference	Unit MRP [₹]
Steel roller plunger - 1OC	XCJ102C <input checked="" type="checkbox"/>	1297
Steel roller plunger	XCJ103C <input checked="" type="checkbox"/>	1380
Steel end plunger	XCJ110C <input checked="" type="checkbox"/>	1161
Short flat roller lever plunger	XCJ121C	1734
Short flat lever plunger	XCJ125C	941
Long flat lever plunger	XCJ126C <input checked="" type="checkbox"/>	1080
short roller lever plunger - flat	XCJ127C <input checked="" type="checkbox"/>	972
Long roller lever plunger - flat	XCJ128C <input checked="" type="checkbox"/>	1087

XCE-Metal Zinc Alloy



Conforming to IEC 60947-5-1
 Degree of Protection - IP 65
 Mechanical durability - 10 million operations
 Operating frequency - 120 operations per minute
 Medium Duty application

Description	Reference	Unit MRP [₹]
Steel roller plunger for lateral cam movement	XCE102C <input checked="" type="checkbox"/>	1742
Steel end plunger	XCE110C <input checked="" type="checkbox"/>	1596
Thermoplastic roller lever	XCE118C <input checked="" type="checkbox"/>	1789
Variable length thermoplastic roller lever	XCE145C <input checked="" type="checkbox"/>	2162
Round rod Ø3 mm steel rod	XCE154C	3122
Spring rod lever	XCE181C	2077

XCKN Limit Switches



Plastic body
 Conforming to IEC60947-5-1, EN60947-5-1, UL 508, CSA
 C22-2 n°14 standards
 Degree of Protection - IP65
 Tapped entry for n°11 cable gland
 2 pole N/C + N/O, snap action

Description	Type of Approach	Reference	Unit MRP [₹]
Steel roller plunger - 1 NC + 1 NO	Lateral cam approach 2 directions	XCKN2102G11 <input checked="" type="checkbox"/>	1118
Cat's whisker - 1 NC + 1 NO	Multi-directional approach	XCKN2106G11 <input checked="" type="checkbox"/>	1336
Spring lever - 1 NC + 1 NO	Multi-directional approach	XCKN2108G11 <input checked="" type="checkbox"/>	1989
Steel end plunger - 1 NC + 1 NO	Vertical approach 1 direction	XCKN2110G11 <input checked="" type="checkbox"/>	943
Thermoplastic roller lever - 1 NC + 1 NO	Lateral approach 2 directions	XCKN2118G11 <input checked="" type="checkbox"/>	986
Thermoplastic roller lever plunger, horizontal direction - 1 NC + 1 NO	Lateral approach 1 direction	XCKN2121G11 <input checked="" type="checkbox"/>	1232
Variable length adjustable roller lever - 1 NC + 1 NO	Lateral approach 2 directions	XCKN2145G11 <input checked="" type="checkbox"/>	1184
Variable length adjustable Thermoplastic roller lever Ø 50 mm - 1 NC + 1 NO	Lateral approach 2 directions	XCKN2149G11 <input checked="" type="checkbox"/>	1455
Variable length adjustable Thermoplastic large roller lever Ø 50 mm - 1 NC + 1 NO, snap action	Lateral approach 2 directions	XCKN2149P20S64 <input checked="" type="checkbox"/>	1028
Variable length adjustable Thermoplastic large roller lever Ø 50 mm - 1 NC + 1 NO, Slow-break, break before make	Lateral approach 2 directions	XCKN2549P20S64 <input checked="" type="checkbox"/>	1036

Please contact Customer Care Center for Stockable and Non stockable status of references.

NORMAL STOCK ITEMS

W.E.F. January 30th, 2023

XCMN Limit Switches



Miniature design
 Conforming to IEC60947-5-1, EN60947, UL 508, CSA C22-2 n°14 standards
 Degree of Protection - IP65
 Plastic body with metal head
 1 metre PVR cable supplied as standard (4 x 0.75mm²)
 2 pole N/C + N/O, snap action contact
 Mechanical durability - 5 million operating cycles

Description	Reference	Unit MRP [₹]
Steel roller plunger for lateral cam approach	XCMN2102L1	2343
Steel end plunger	XCMN2110L1	2036
Thermoplastic roller lever - 1 NC + 1 NO	XCMN2115L1	2247
roller lever plunger - 1 NC + 1 NO - one direction actuation	XCMN2121L1	2638
Thermoplastic adjustable roller lever - 1 NC + 1 NO	XCMN2145L1	2556

XCKMR (Metal) Limit Switches



For Hoisting & material handling Application
 3 Cable Entry

Type of Operator	Contact Type	Cable Entry	Reference	Unit MRP [₹]
With Cruciform metal rod	2x2 pole NC + NC Staggered	M20 x 1.5	XCKMR54D1H29 <input checked="" type="checkbox"/>	13594
With Cruciform metal rod	2x2 pole NC + NC Staggered	PG 13 Cable Gland	XCKMR54D1 <input checked="" type="checkbox"/>	15400

XCKVR (Plastic) Limit Switch



Type of Operator	Contact Type	Cable Entry	Reference	Unit MRP [₹]
With cruciform metal rod	2x2 pole NC+NC staggered	M20x1.5	XCKVR54D1H29 <input checked="" type="checkbox"/>	5859

Conveyor Belt Shift Monitoring Switches



Type of Operator	Tripping Angle	Reference	Unit MRP [₹]
Spring return roller zinc plated steel with lever for corrosive atmosphere	10° fault signalling 18° stopping of the conveyor belt	XCRT115	22740
Spring return roller stainless steel with lever	10° fault signalling 18° stopping of the conveyor belt	XCRT215	48819
Spring Return steel roller lever	23° Stopping of the Conveyor Belt (1 C/O)	XCKJ105217H29	5392

Note:
 • Accuracy = 0.05 mm
 • 3 cable entries tapped for CM10 cable glands

Please contact Customer Care Center for Stockable and Non stockable status of references.

NORMAL STOCK ITEMS

W.E.F. January 30th, 2023

XCKM.LC Metal



1NO + 1NC Snap action
 10 millions operations
 Heavy Duty Oil tight IP66, IK05

Operation type	Connection	Reference	Unit MRP [₹]
Metal end plunger	Pg11	XCKM110LC	3084
Steel roller plunger	PG11	XCKM102LC	3084
Steel roller lever	Pg11	XCKM116LC	2222
Steel roller lever	M20	XCKM116H29LC	2713
Steel roller lever Horizontal actuation	Pg11	XCKM2023LC	2222

XCKJ.LC



1NO + 1NC
 Snap action
 10 million operations
 Heavy Duty Oil Tight to IK07, IP66, IP67

Operation Type	Connection	Reference	Unit MRP [₹]
Metal end plunger	Pg 13.5	XCKJ161LC	2133
Steel roller plunger	M20	XCKJ167H29LC	2199
Steel roller plunger	Pg 13.5	XCKJ167LC	2199
Thermoplastic roller lever	Pg13.5	XCKJ10511LC	2148
Steel roller lever	M20	XCKJ10513H29LC	2077
Steel roller lever	Pg13.5	XCKJ10513LC	2057
Var.length Thermoplastic roller lever	M20	XCKJ10541H29LC	2552
Var.length Thermoplastic roller lever	Pg13.5	XCKJ10541LC	2552
Polyamide 6 mm rod lever	M20	XCKJ10559H29LC	2371
Polyamide 6 mm rod lever	Pg.13.5	XCKJ10559LC	2856
Var.length Steel roller lever	M20	XCKJ10543H29LC	2148
Var.length Steel roller lever	Pg13.5	XCKJ10543LC	1961

XCK-T Thermoplastic



Conforming to IEC 947-5-1
 Degree of Protection - IP 653
 Double insulated
 Class II conforming to IEC 536
 15 Million Mechanical durability
 1 NO+1 NC 2 pole snap action contacts with positive opening

Description	Reference	Unit MRP [₹]
Steel roller plunger - 1 NC + 1 NO	XCKT2102G11	2211
Steel end plunger - 1 NC + 1 NO	XCKT2110G11	2643
Delrin - roller lever plunger, horizontal direction - 1 NC + 1 NO	XCKT2121G11	2211

Note : 2 tapped entries for size 11 cable glands
 (1) Adjustable through 360° in 5 steps

Please contact Customer Care Center for Stockable and Non stockable status of references.

NORMAL STOCK ITEMS

W.E.F. January 30th, 2023

Wireless and Batteryless OsiSense XCMW



Uses Zigbee® protocol for best-in-class communication performance
 Up to 100m distance in open field
 Up to 32 transmitters per receiver (ZBRRC and ZBRRD receivers)
 Top performance with access point receiver:
 • Through Modbus serial
 • Through Modbus/TCP protocol

Operation	Reference	Unit MRP [₹]
Metal end plunger	XCMW110	On Request
Steel roller plunger	XCMW102	On Request
Thermoplastic roller lever	XCMW115	On Request
Steel roller lever	XCMW116	On Request
Variable length thermoplastic roller lever	XCMW145	On Request

XZBW, universal wireless solution for sensors



Brings wireless transmission to any standard sensor or switch.
 Savings on cables, cable tray & related maintenance costs.
 Compatible with any type of PNP/ NPN or contact sensor
 One digital input per emitter
 Connect up to two emitters per receiver

Operation	Reference	Unit MRP [₹]
Wireless transmitter for sensors and switches	XZBWE112A24	On Request
Programmable receiver - 4 PNP - 200 mA - 24 V DC - 2 pusbuttons - 6 LEDs	XZBWR2STT24	On Request

Safety Detection Solution



Guard Switch, Actuator Operated
 Plastic, Turret Head
 Mechanical Durability = >1 Million operating cycle
 NC contact with positive opening

Operation	Cable Entry	Reference	Unit MRP [₹]
3 Pole NC+ NC + NO - Snap Action	Pg 11	XCSPA491	4156
2 Pole NC + NO - Break Before Make, Slow Break	Pg 11	XCSPA591	3154
2 Pole NC + NO - Break Before Make, Slow Break	½" NTP	XCSPA592 <input checked="" type="checkbox"/>	2566
2 Pole NC + NC - Slow Break	Pg 11	XCSPA791	2830
2 Pole NC + NC - Slow Break	½" NTP	XCSPA792	3099
3 Pole NC+ NO + NO - Slow Break (2NO Staggered)	Pg11	XCSTA591 <input checked="" type="checkbox"/>	3848

Please contact Customer Care Center for Stockable and Non stockable status of references.

NORMAL STOCK ITEMS

W.E.F. January 30th, 2023

XCS LE /LF Safety Solenoid Interlock



Body Type	Contacts	Voltage	Locking	Reference	Unit MRP [₹]
Metal	NO + NC	24V AC/DC	On de-energisation	XCSLF2525312	22681
Plastic	NO + NC	24V AC/DC	On de-energisation	XCSLE2525312 <input checked="" type="checkbox"/>	17468
Plastic	NC + NC + NO	24V AC/DC	On de-energisation	XCSLE3737312	21140

XCSDM Safety coded Magnetic Switch



Contact*	Body Size	Connection	Reference	Unit MRP [₹]
2-pole 1 NC + 1 NO (staggered)	Compact 51 x 16 x 7	2m Cable	XCSDMC5902 <input checked="" type="checkbox"/>	6095
2-pole 1 NO + 1 NO (staggered)	Compact 51 x 16 x 7	2m Cable	XCSDMC7902	6693
2-pole 1 NC + 1 NO (staggered)	Standard 88 x 25 x 13	2m Cable	XCSDMP5902	4872
2-pole 1 NO + 1 NO (staggered)	Standard 88 x 25 x 13	2m Cable	XCSDMP7902	5386
3-pole 1 NC + 1 NO + 1 NO (staggered)	Standard 88 x 25 x 13	M12 Connector	XCSDMP700L01M12	12818
3-pole 1 NC + 1 NO + 1 NO (staggered)	Standard 88 x 25 x 13	M12 Connector	XCSDMP701L01M12	8918
2-pole 1 NC + 1 NO (staggered)	Cylindrical D=30, L= 38.5	M12 Connector	XCSDMR590L01M12	8077

Please contact Customer Care Center for Stockable and Non stockable status of references.

NORMAL STOCK ITEMS

W.E.F. January 30th, 2023

Specifications: Metal/Plastic Body, Precabled, Universal M8, M12 connector, Sensing Distance: Upto 15 mm

[Sn] nominal sensing distance	Sensor design	Discrete output function	Discrete Output type	Reference	Unit MRP [₹]
Three Wire Metal 12-24V DC, Flush Mountable - Threaded					
1.5mm	M8	1 NO	NPN	XS108BLNAL2	1917
			PNP	XS108BLPAL2 <input checked="" type="checkbox"/>	1585
				XS108BLPAM12 <input checked="" type="checkbox"/>	1701
				XS108BLPAM8	1733
Three Wire Metal 12-24V DC, Non Flush Mountable - Threaded					
2.5mm	M8	1 NO	NPN	XS208BLNAL2 <input checked="" type="checkbox"/>	2183
			PNP	XS208BLPAL2 <input checked="" type="checkbox"/>	2203
				XS208BLPAM12	3240
Three Wire Metal 12-24V DC, Flush Mountable - Threaded					
2mm	M12	1NC	PNP	XS112BLPBL2 <input checked="" type="checkbox"/>	2711
			NPN	XS112BLNAL2 <input checked="" type="checkbox"/>	1456
		1 NO	NPN	XS112BLNAM12	1850
			PNP	XS112BLPAL2 <input checked="" type="checkbox"/>	1397
			PNP	XS112BLPAM12 <input checked="" type="checkbox"/>	1358

Specifications : Metal/Plastic Body, Precabled, Universal M8, M12 connector, Sensing Distance: Upto 15mm

[Sn] nominal sensing distance	Sensor design	Discrete output function	Discrete Output type	Reference	Unit MRP [₹]	
Two Wire - 12-240V AC Metal, Flush Mountable - Threaded						
Three Wire Metal 12-24V DC, Non Flush Mountable - Threaded						
4 mm	M12	1 NO	NPN	XS212BLNBL2 <input checked="" type="checkbox"/>	1860	
			PNP	XS212BLPBL2 <input checked="" type="checkbox"/>	2022	
				NPN	XS212BLNAL2	1504
				NPN	XS212BLNAM12	2328
				PNP	XS212BLPAL2 <input checked="" type="checkbox"/>	1500
				PNP	XS212BLPAL5	1984
PNP	XS212BLPAM12	1753				
Three Wire Metal 12-24V DC, Flush Mountable - Threaded						
5 mm	M18	1 NO	PNP	XS118BLPBL2	2238	
			NPN	XS118BLNAL2 <input checked="" type="checkbox"/>	1753	
				XS118BLNAM12	2365	
				XS118BLPAL2 <input checked="" type="checkbox"/>	1575	
				PNP	XS118BLPAL5	3158
				PNP	XS118BLPAM12 <input checked="" type="checkbox"/>	2260
Three Wire Metal 12-24V DC, Non Flush Mountable - Threaded						
8 mm	M18	1 NO	NPN	XS218BLNAL2 <input checked="" type="checkbox"/>	1532	
				XS218BLNAL5	3243	
				XS218BLNAM12	2311	
			PNP	XS218BLPAL2 <input checked="" type="checkbox"/>	1500	
				XS218BLPAL5	1984	
				XS218BLPAM12 <input checked="" type="checkbox"/>	1679	

Please contact Customer Care Center for Stockable and Non stockable status of references.

NORMAL STOCK ITEMS

W.E.F. January 30th, 2023

Specifications : Metal/Plastic Body, Precabled, Universal M8, M12 connector, Sensing Distance: Upto 15mm

[Sn] Nominal sensing distance	Sensor design	Discrete Output function	Discrete Output type	Reference	Unit MRP [₹]
Three Wire Metal 12-24V DC, Flush Mountable - Threaded					
10mm	M30	1NC	PNP	XS130BLPBL2	3015
		1 NO	NPN	XS130BLNAL2 <input checked="" type="checkbox"/>	2924
			PNP	XS130BLPAL2 <input checked="" type="checkbox"/>	1714
				XS130BLPAM12	2995
Three Wire Metal 12-24V DC, Non Flush Mountable - Threaded					
15mm	M30	1NC	PNP	XS230BLPBL2	1912
		1 NO	NPN	XS230BLNAL2	2666
			PNP	XS230BLPAL2 <input checked="" type="checkbox"/>	1666
				XS230BLPAL5	2872
				XS230BLPAM12	3015

Note :

1. L2 stands for sensors with 2m cable
2. L5 stands for sensors with 5m cable
3. L10 stands for sensors with 10m cable
4. M8 & M12 stand for universal connectors.
5. Connectors to be ordered separately.

Please contact Customer Care Center for Stockable and Non stockable status of references.

NORMAL STOCK ITEMS

W.E.F. January 30th, 2023

Extended Sensing Range

[Sn] Nominal sensing distance	Sensor design	Discrete Output function	Discrete Output type	Reference	Unit MRP [₹]
Three Wire Metal 10-36V DC, Flush Mountable - Threaded					
2.5 mm (Length 51 mm)	M8	1 NO	PNP	XS608B1PAL2	5306
2.5 mm (Length 51 mm)	M8	1 NO	PNP	XS608B1PAM12 <input checked="" type="checkbox"/>	4982
4 mm (Length 53 mm)	M12	1 NO	PNP	XS612B1PAL2 <input checked="" type="checkbox"/>	4404
4 mm (Length 53 mm)	M12	1 NO	PNP	XS612B1PAM12 <input checked="" type="checkbox"/>	3759
8 mm (Length 62 mm)	M18	1 NO	PNP	XS618B1PAL2 <input checked="" type="checkbox"/>	5048
8 mm (Length 62 mm)	M18	1 NO	PNP	XS618B1PAM12 <input checked="" type="checkbox"/>	4601
15 mm (Length 62 mm)	M30	1 NO	PNP	XS630B1PAL2 <input checked="" type="checkbox"/>	6025
15 mm (Length 62 mm)	M30	1 NO	PNP	XS630B1PAM12 <input checked="" type="checkbox"/>	5725
Three Wire Metal 12-24V DC, Flush Mountable - Threaded					
4 mm	M12	1 NO	PNP	XS112B3PAL2	3131
				XS112B3PAM12 <input checked="" type="checkbox"/>	2590
Three Wire Metal 12-24V DC, Flush Mountable - Threaded					
8 mm	M18	1 NO	PNP	XS118B3PAL2	3625
				XS118B3PAM12	4442
8 mm	M18	1 NO	PNP	XS118B3PAL2	3625
				XS118B3PAM12	4442
Three Wire Metal 12-24V DC, Flush Mountable - Threaded					
15 mm	M30	1 NO	PNP	XS130B3PAM12	3810

Multi Current/Multi Voltage sensor for AC/DC Application

2 Wire, Supply voltage 20...264 LED Out Put State Indicator

[Sn] Nominal sensing distance	Sensor design	Discrete Output function	Reference	Unit MRP [₹]
4 mm	M12	NO	XS612B1MAL2 <input checked="" type="checkbox"/>	8663
8 mm	M18	NO	XS618B1MAL2 <input checked="" type="checkbox"/>	6180
15 mm	M30	NO	XS630B1MAL2 <input checked="" type="checkbox"/>	6722

Multi Current/Multi voltage Sensor for AC/DC Application
 2 wire connection
 Supply voltage 20...264 V

Flush-Non flush mountable via teach mode

60 mm	80 x 80 x 26	AC/DC NO	XS8D1A1MAL2	18509
-------	--------------	----------	-------------	-------

Speed Rotation Monitoring Proximity Switches

[Us] Rated Supply voltage	Switching capacity	Wiring technique	[Sn] Sensing distance	Operating zone	Adjustable Freq. Impulse/min	Reference	Unit MRP [₹]
24...210 V DC 24...240 V AC 50/60 Hz	5...200 mA DC 5...350 mA AC	2-wire AC/DC	10 mm	0...8 mm	6...150	XSAV11801 <input checked="" type="checkbox"/>	17248
					120...3000	XSAV12801 <input checked="" type="checkbox"/>	28466
12...48 V DC	≤ 200 mA overload and short-circuit protection	3-wire DC PNP	10 mm	0...8 mm	6...150	XSAV11373 <input checked="" type="checkbox"/>	23987
					120...3000	XSAV12373 <input checked="" type="checkbox"/>	19188

Accessories

Description	Sensor Design	Reference	Unit MRP [₹]
Fixing for cylindrical sensor	m18	XSZB118	958

Please contact Customer Care Center for Stockable and Non stockable status of references.

NORMAL STOCK ITEMS

W.E.F. January 30th, 2023

XS Flat Type [Inductive Sensors]

Rated Supply voltage-12...24V DC



Description	Output Function	Switching capacity in mA	[Sn] Sensing distance	Reference	Unit MRP [₹]
Flat form 40x40x15	PNP [NO], 3-wire	<=100 mA	Flush-15mm	XS7C1A1PAL2	5090
Flat form 80x80x26	PNP [NO], 3-wire	<=100 mA	Flush-40mm	XS7D1A1PAL2	7077
Flat form 40x40x15	PNP [NO], 3-wire	<=200mA	Non-Flush-25mm	XS8C1A1PAL2	19197
Flat form 80x80x26	PNP [NO], 3-wire	<=200mA	Non-Flush-60mm	XS8D1A1PAL2	12060



XS Cubic C2 Form



XS Turret Form

Sensing range	Output	Connection	Reference	Unit MRP [₹]
XS Cubic C2 Form				
15mm	1 NO	Terminal	XS7C2A1PAM12	4187
20mm	1 NO + 1 NC	Terminal	XS8C2A1PCM12	5306
40mm	1 NO + 1 NC	Terminal	XS8C2A4PCM12 <input checked="" type="checkbox"/>	6100
XS Turret Form				
15 mm	1NO + 1 NC programmable	Terminals	XS7C4A1DPG13	7494
15 mm	1NO + 1 NC programmable	Terminals	XS7C4A1MPG13 <input checked="" type="checkbox"/>	8475
20mm	1NO+ 1NC	Terminals	XS8C4A1PCG13 <input checked="" type="checkbox"/>	7454
20mm	1NO+ 1NC	Terminals	XS8C4A1PCP20	9205
20mm	1NO + 1 NC programmable	Terminals	XS8C4A1DPG13	17553
20mm	1NO + 1 NC programmable	Terminals	XS8C4A1MPG13	11912
20mm	1NO + 1 NC programmable	Terminals	XS8C4A1MPP20	9530
20mm	1NO + 1 NC programmable	Terminals	XS8C4A1MPG13	11912

XT Capacitive sensor

Sensing range	Output	Connection	Reference	Unit MRP [₹]
8mm	1 NO	2M Cable	XT218A1PAL2	4832
8mm	1NC + NO	M12 Connector	XT218A1PCM12 <input checked="" type="checkbox"/>	4795
15mm	1NO	2M Cable	XT230A1PAL2 <input checked="" type="checkbox"/>	5278
15mm	1NO + 1 NC	M12 connector	XT230A1PCM12	4950

Please contact Customer Care Center for Stockable and Non stockable status of references.

NORMAL STOCK ITEMS

W.E.F. January 30th, 2023

OsiSense Ultrasonic XX



3 wire connection
Supply voltage 10-28 V DC
Plastic case

[Sn] Nominal Sensing Distance	Sensor Design	Discrete Output Function	Reference	Unit MRP [₹]
50 cm	M18	PNP NO	XX518A3PAM12	14999
1 m	M30	PNP NO	XX6V3A1PAM12	18146
Sensors with analogue output for DC application				
8 m	M30	4..20 mA	XX930A3A2M12	42948

OsiSense XX



Ultrasonic Sensor for monitoring 2 levels

Sensing Distance	Output	Connection	Reference	Unit MRP [₹]
0.5m	PNP [NO]	M12	XX218A3PHM12	17125

Please contact Customer Care Center for Stockable and Non stockable status of references.

NORMAL STOCK ITEMS

W.E.F. January 30th, 2023



Connector Type	Connection	Shape	Length	Reference	Unit MRP [₹]
Osi Sense XZ PUR cable Industrial high end use Nominal Current 4A Matt Black Colour Operation temperature -35 .. +90OC IP 67					
PUR Pre-wired connector	M8, 3 pins	Straight	2m	XZCP0566L2	1147
PUR Pre-wired connector	M8, 3 pins	Straight	5m	XZCP0566L5	1480
PUR Pre-wired connector	M8, 3 pins	Elbowed	5m	XZCP0666L5	1652
PUR Pre-wired connector	M8, 4 pins	Straight	2m	XZCP0941L2	1321
PUR Pre-wired connector	M8, 4 pins	Straight	5m	XZCP0941L5	1652
PUR Pre-wired connector	M8, 4 pins	Elbowed	2m	XZCP1041L2	1321
PUR Pre-wired connector	M8, 4 pins	Elbowed	5m	XZCP1041L5	1652
PUR Pre-wired connector	M12, 4 pins	Straight	2m	XZCP1141L2 <input checked="" type="checkbox"/>	1103
PUR Pre-wired connector	M12, 4 pins	Straight	5m	XZCP1141L5 <input checked="" type="checkbox"/>	1725
PUR Pre-wired connector	M12, 4 pins	Elbowed	2m	XZCP1241L2 <input checked="" type="checkbox"/>	1168
PUR Pre-wired connector	M12, 4 pins	Elbowed	5m	XZCP1241L5 <input checked="" type="checkbox"/>	2055
Osi Sense XZ PVC Cable • General use • Nominal Current 3A • Grey Colour • Operating temperature -25..+80°C • IP 65					
PVC Pre-wired connector	M8, 3 pins	Straight	2m	XZCPV0566L2	1031
PVC Pre-wired connector	M8, 3 pins	Straight	5m	XZCPV0566L5	1052
PVC Pre-wired connector	M8, 3 pins	Elbowed	5m	XZCPV0666L5	1581
PVC Pre-wired connector	M8, 4 pins	Straight	2m	XZCPV0941L2 <input checked="" type="checkbox"/>	991
PVC Pre-wired connector	M8, 4 pins	Straight	5m	XZCPV0941L5	1782
PVC Pre-wired connector	M8, 4 pins	Elbowed	5m	XZCPV1041L5	1245
PVC Pre-wired connector	M12, 4 pins	Straight	2m	XZCPV1141L2 <input checked="" type="checkbox"/>	773
PVC Pre-wired connector	M12, 4 pins	Straight	5m	XZCPV1141L5 <input checked="" type="checkbox"/>	1005
PVC Pre-wired connector	M12, 4 pins	Elbowed	2m	XZCPV1241L2 <input checked="" type="checkbox"/>	882
PVC Pre-wired connector	M12, 4 pins	Elbowed	5m	XZCPV1241L5 <input checked="" type="checkbox"/>	985
Osi Sense XZ Connector • Protection IP67 • Connection Type Screw Threaded					
Male connector	M12, 4 Pin	Straight		XZCC12MDM40B	622
Male connector	M12, 4 Pin	Elbowed		XZCC12MCM40B	681
Male connector	M12, 5 Pin	Straight		XZCC12MDM50B	1376
Male connector	M12, 5 Pin	Elbowed		XZCC12MCM50B	1376
Female connector	M12, 4 Pin	Straight		XZCC12FDM40B	609
Female connector	M12, 4 Pin	Elbowed		XZCC12FCM40B <input checked="" type="checkbox"/>	622

Please contact Customer Care Center for Stockable and Non stockable status of references.

NORMAL STOCK ITEMS

W.E.F. January 30th, 2023



Human Machine Interfaces Product Line-up Guide

Harmony Panels and Industrial PCs

se.com/in

Basic HMI panels for simple machines

Harmony ST6 — High-resolution and cost-efficient basic HMI



Harmony STM6: W4", W7"
Harmony ST6/STW6: W4", W7", W10", W12", W15"



Modular Harmony STM6



Modular HMI Gateway Box



Edge Box HMI



Supporting Software



EcoStruxure Operator Terminal Expert



EcoStruxure Machine SCADA Expert



HTML 5

- Cost-effective with good quality
- Fits into Schneider EcoStruxure Architecture
- Superior high-resolution screen with 16M colors
- Powered by new-generation software "EcoStruxure Operator Terminal Expert" for high-quality graphics and stylish design
- Tool-free mounting with newly-designed mounting fastener, no need for screwdriver
- 2x Ethernet with Dual IP, end-to-end Cybersecurity
- Modular HMI version with push button 22 mm/0.866 in. mounting system
- Web HMI version with embedded browser (instead of HMI software) for visualizing HTML5 servers on industrial devices
- Remote visualization using Web Viewer feature
- Faceless HMI version with STM6 Gateway Box and Web Viewer feature for applications that do not need a full time operator screen
- Supports Cloud Services on Edge Box HMI (HMISTM6BOXIOT) due to the power of EcoStruxure Machine SCADA Expert software

Harmony STO7 — Compact color HMI



Supporting Software



Harmony STO7: W4.3"



EcoStruxure Operator Terminal Expert

- TFT color screen with 480 x 272 pixels
- Removable logo stickers
- Larger screen with full-size ratio in the 4.3" class
- 3 versions for various communication types

Harmony GTO — Standard HMI



Supporting Software



Harmony GTO: 3.5", 5.7", W7", 7", 10", 12"



Vijeo Designer

- Excellent brightness with TFT 65K colors
- Stainless steel panel for food and beverage applications
- Standard front and IP65 degree of protection
- Extended Temperature - up to 55 °C/131 °F
- Easy to install and sustainable offer
- Full range of international certifications
- No logo and full conformal coating versions available

Harmony STU — Cut-out free HMI



Supporting Software



Harmony STU: 3.5", 5.7"



Vijeo Designer

- Compact for space saving
- Innovative tool-free mounting via 22.5 mm/0.885 in. hole
- Ethernet port RJ45 10BASE-T/100BASE-TX
- Separately mounted via 3 m or 5 m cable with mounting adapter
- Modular design for easy maintenance


Harmony SCU — Cut-out free HMI controller



Supporting Software



Harmony SCU: 3.5", 5.7"



EcoStruxure Machine Expert

- Optimum all-in-one combination for HMI and Control
- Innovative tool-free mounting via 22.5 mm/0.885 in. hole
- Reduce machine assembly time and cost
- Space saving
- Embedded CANopen port for field networking
- Modular design for easy maintenance

Harmony ST6 — High-resolution and cost-efficient basic HMI



Harmony ST6 HMI panels range in sizes from 4” to 15” wide combining the exceptional quality of good graphics and stylish design. They are available in basic, modular, web and Edge Box. The ST6 and STM6 panels offer an improved user operation experience through an intuitive design powered by EcoStruxure Operator Terminal Expert software. The STW6 panels have a pre-installed browser that provides a ready-to-use agnostic terminal allowing all devices to be visualized within an HTML5 server. The Edge Box HMI, thanks to the power of EcoStruxure™ Machine SCADA Expert software, provides an affordable Box to get ready for Cloud Services EcoStruxure Machine brings together key technologies for product connectivity and on-premise edge control, and cloud technologies to provide analytics and digital services. EcoStruxure Machine helps you bring more innovation and added value to your customers throughout the entire machine life cycle. The Harmony ST6/STW6/STM6 and the Edge Box HMI versions meet IIoT challenges at the Connected Products level, by providing secure communication, connectivity, and efficiency to the required software and applications at the Edge Control level, thus opening up more business opportunities.

Product Description	Reference	Unit MRP [₹]
4" W basic operator terminal	HMIST6200	On Request
7" W basic operator terminal	HMIST6400	On Request
10" W basic operator terminal	HMIST6500	On Request
12" W basic operator terminal	HMIST6600	On Request
15" W basic operator terminal	HMIST6700	On Request
"4"W basic modular terminal"	HMISTM6200	On Request
"7"W basic modular terminal"	HMISTM6400	On Request
Basic HMI Gateway , STM6	HMISTM6BOX	On Request
"4"W basic Web terminal"	HMISTW6200	On Request
7" W basic Web terminal	HMISTW6400	On Request
10" W basic Web terminal	HMISTW6500	On Request
12" W basic Web terminal	HMISTW6600	On Request
15" W basic Web terminal	HMISTW6700	On Request
Basic HMI Edge Box,STM6	HMISTM6BOXIOT	On Request

Harmony STO7 - Compact color HMI



- Best-in-class display
- With screen quality based on ppi similar to Harmony GTU, the Harmony STO7●●
- 4.3” color screens support crisp-clear visualization and a high quality display.
- This enables you to create more attractive and distinguished applications for industry.

Product Description	Reference	Unit MRP [₹]
4.3" touch panel screen RS232C	HMISTO705	On Request
4.3" touch panel screen RS232C/485	HMISTO715	On Request
4.3" touch panel screen Ethernet	HMISTO735	On Request
RTC battery set	HMIZSRTC1	On Request

Harmony STU - Cut-out free HMI



- Harmony STU panels are compact open panels offering greater communication capabilities. The high resolution touch screens, clever mounting system, and HMI software make them ideal for machine manufacturer solutions in industry and infrastructure
- No panel cut-out is required to install a Harmony STU small panel. All you need to do is drill a hole measuring 22 mm in diameter - just like installing a pushbutton. The front module (comprising the screen) is connected to the rear module (comprising the terminals and connectors) via this 22 mm drilled hole

Product Description	Reference	Unit MRP [₹]
Touch Panel Screen 3*5 Color	HMISTU655	On Request
Touch Panel Screen 5*7 Color	HMISTU855	On Request
STU 3in5 without marking on overlay	HMISTU655W	On Request
STU 5in7 without marking on overlay	HMISTU855W	On Request
STU 3in5 front module	HMIS65	On Request
STU 5in7 front module	HMIS85	On Request
STU rear module	HMIS5T	On Request

Please contact Customer Care Center for Stockable and Non stockable status of references.

NORMAL STOCK ITEMS

W.E.F. January 30th, 2023

Harmony GTO - Standard HMI



- Standard and Stainless HMI panels with 3.5" to 12.1" screen.
- Harmony GTO Standard HMI panels feature optimized information and communication technologies, which, depending on the model, include:
- High level of communication (embedded Ethernet, multilink, Web server and FTP,e-mail).
- External storage of data (SD memory card and USB memory stick) for storing production data and backing up applications.
- Management of peripherals: printers, etc.
- These panels offer an excellent level of technical performance designed principally for use by OEM customers.
- The Harmony GTO range has been designed in accordance with numerous standards, certifications and requirements:
 - Standards: EN 61131-2, 61000-6-2 and UL508,
 - Certifications: C-tick, GOST-R, KCC Atex and UL Hazardous location (pending), Marine certifications (pending).
 - Operating temperature: up to 55°C
 - Degree of protection (according to IEC 60529):
 - IP 65 for standard version products
 - IP 67 for standard version products fitted with a cover for harsh environments.
 - IP 66K for "Stainless Steel" version products
- Resistance to high-pressure cleaning (conforming to DIN 40050-9): up to 10 bar for "Stainless Steel" version products.

Product Description	Reference	Unit MRP [€]
3.5 Color Touch Panel QVGA-TFT	HMIGTO1300	On Request
3.5 Color Touch Panel QVGA-TFT	HMIGTO1310	On Request
5.7 Color Touch Panel QVGA-TFT	HMIGTO2300	On Request
5.7 Color Touch Panel QVGA-TFT	HMIGTO2310	On Request
5.7 Color Touch Panel QVGA Stainless	HMIGTO2315	On Request
7.0 Color Touch Panel WVGA-TFT	HMIGTO3510	On Request
7.5 Color Touch Panel VGA-TFT	HMIGTO4310	On Request
10.4 Color Touch Panel VGA-TFT.	HMIGTO5310	On Request
HMIGTO5310 Coated	HMIGTO5310FC	On Request
HMIGTO5310 coated and logo removed	HMIGTO5310FCW	On Request
HMIGTO5310 logo removed	HMIGTO5310FW	On Request
10.4 Color Touch Panel VGA Stainless	HMIGTO5315	On Request
12.1 Color Touch Panel SVGA-TFT	HMIGTO6310	On Request
HMIGTO6310 Coated	HMIGTO6310FC	On Request
12.1 Color Touch Panel SVGA Stainless	HMIGTO6315	On Request

Harmony SCU — Cut-out free HMI controller



The ultra-compact range of Harmony SCU HMI controllers are part of Schneider Electric's Flexible Machine Control concept, a key element in MachineStruxure™. The Harmony SCU HMI controllers offer brings together Human Machine Interface and control functions within a single product. This reduces the amount of equipment required and the associated costs throughout the life cycle of the machine. The Harmony SCU integrate, as standard, all their functions. They benefit, in particular, from the same innovation as the Harmony STU panels range: Mounting via a 22 mm diameter hole (pushbutton type) which considerably simplifies installation.

Of modular design, this range comprises:

- 2 complete Harmony SCU products for the control of simple machines, comprising:
 - A 3.5" or 5.7" 65 k color TFT Screen module
 - A Controller module with 16 integrated digital inputs/10 integrated digital outputs
- 2 complete Harmony SCU products for the control of simple processes, comprising:
 - A 3.5" or 5.7" 65 k color TFT Screen module.
 - A Controller module with 8 integrated digital inputs/8 integrated digital outputs and 4 integrated analog inputs/2 integrated analog outputs

Product Description	Reference	Unit MRP [€]
3.5 Small Controller Panel For Machine	HMISCU6A5	On Request
3.5 Small Controller Panel For Process	HMISCU6B5	On Request
5.7 Small Controller Panel For Machine.	HMISCU8A5	On Request
5.7 Small Controller Panel For Porcess	HMISCU8B5	On Request
Rear Module Small Controller Process	HMISBC	On Request
Rear Module Small Controller Machine	HMISAC	On Request

Please contact Customer Care Center for Stockable and Non stockable status of references.

NORMAL STOCK ITEMS

W.E.F. January 30th, 2023

Advanced HMI panels for performance machines

Harmony GTU — High performance modular HMI



Supporting Software



Harmony GTU: W7", 10", W10", 12, W12", 15", W15", W19"



Box Display Tool-free mounting Complete HMI



EcoStruxure Operator Terminal Expert



Vijeo Designer

- 8 sizes of high-resolution displays ranging from 7" to 19", either with modern 16:9 or standard 4:3 ratio
- 3 boxes, two with Real Time OS and one with fully open Windows based
- Up to 2 separate Ethernet ports, serial communication ports, and field bus options suiting IoT
- Industrial multi-touch and fully coated offer
- All memory removable for PC-free box replacements
- Wireless LAN enabled display
- Easy to install with integrated mounting fastener and antidrop lock
- Multi-display capability with Open box using DVI interface or multi-display adapter

Harmony GTUX — eXtreme HMI



Supporting Software



Harmony GTUX: W7", W12", W15"



Vijeo Designer

- A wide temperature range from -30...+70 °C /-22 ...+158 °F
- Sunlight Readable: High brightness LCD (1000 cd/m²), anti-glare surface
- Robustness: UV Protection, conformal coated (fully coated)
- Dust and water proof (IP66F, IP67F and UL50E Type 4X (Outdoor use))
- Environmental standard: Class 1, Div. 2, ATEX/IECEX Zone 2/22
- Variety of interfaces including dual Ethernet ports
- Modular design with stainless front face
- Suitable for industry segments like Oil & gas, Water and Waste Water (WWW) management

Harmony GK — Keyboard HMI



Supporting Software



Harmony GK: 5.7", 10.4"



Vijeo Designer

- Fine control inputs even in severe environment
- Touch screen and keypad keys configurable simultaneously or separately
- Highly robust with operating temperatures up to 55 °C /131 °F, reducing maintenance problems and time

Harmony GTU — High performance modular HMI



Harmony GTU are universal panels that include smartphone-like interface and Wireless technology. They offer unmatched comfort of use with no compromise on performance and openness.

Product Description	Reference	Unit MRP [₹]
Premium BOX for Universal Panel	HMIG3U	On Request
Standard Box for Universal Panel	HMIG2U	On Request
Open BOX for Universal Panel	HMIG5U2	On Request
Open BOX Universal Panel	HMIG5U22	On Request
7W Touch Advanced Display WVGA	HMIDT351	On Request
10W Touch Advanced Display WXGA	HMIDT551	On Request
10.4 Touch Smart Display SVGA	HMIDT542	On Request
12W Touch Advanced Display WXGA	HMIDT651	On Request
12.1 Touch Smart Display XGA	HMIDT642	On Request
15 Touch Smart Display XGA	HMIDT732	On Request
15W Touch Smart Display FWXGA	HMIDT752	On Request
19W Touch Smart Display FWXGA	HMIDT952	On Request

Harmony GTUX — eXtreme outdoor HMI panels for harsh outdoor environment



- Harmony GTUX is a modularly designed robust terminal suitable for harsh outdoor environments. Features like high brightness and UV protection to direct sunlight, protection against water and dust, and supporting a wide range of temperatures make it an ideal choice for direct outdoor operation in O&G, WWW, and MMM segments.
- Harmony eXtreme panels can be used in applications like smart energy generation (solar, wind turbine, biomass, hydropower genset, etc.), hoisting, compressor, pumping, and car charging/washing.

Product Description	Reference	Unit MRP [₹]
Extreme BOX	HMIG3X	On Request
7W Touch eXtreme Display WVGA	HMIDT35X	On Request
12W Touch eXtreme Display WXGA	HMIDT65X	On Request
15W Touch eXtreme Display FWXGA	HMIDT75X	On Request
Box Module Fixing Bracket for 7W	HMIZXFIX1	On Request
Box Module Fixing Bracket for 12W & 15W	HMIZXFIX2	On Request

Please contact Customer Care Center for Stockable and Non stockable status of references.

NORMAL STOCK ITEMS

W.E.F. January 30th, 2023

Harmony GK — Keyboard HMI



- Harmony HMI GK graphic terminals share technical characteristics with Harmony GTO to enhance the operator's experience. Ultra-flexible, with two screen sizes (5"7 and 10"4), the Harmony HMI GK can be configured and controlled to precisely match your requirements.
- Designed to operate in severe environments, the Harmony HMI GK offers you optimum control on the keypad, as well as on the touch screen. The latest design is consistent with the Harmony USB keypad (HMIZKB1), ideal for keypad control on small Harmony panels

Product Description	Reference	Unit MRP [₹]
5.7 Keypad Panel QVGA-TFT	HMIGK2310	On Request
10.4 Keypad Panel VGA-TFT	HMIGK5310	On Request

Easy Harmony ET6

Harmony ET6 - Essential touchscreen panels for simple machines



- Range from 7" to 15", Easy Harmony ET6 is a robust and cost-effective touch screen panel that provides refined display, quick touch response and Ethernet capability. The Easy Harmony ET6 is designed with the secure development life-cycle (SDL) process and enhanced the Cybersecurity with secure boot and encrypted transfer.
- Target Segments: Packaging, HVAC, Pumping, Metal Working, Pharmacy, and other miscellaneous sectors of activities

Product Description	Reference	Unit MRP [₹]
7"W Easy Touch Panel, Ethernet model	HMIET6400	On Request
10"W Easy Touch Panel, Ethernet model	HMIET6500	On Request
12"W Easy Touch Panel, Ethernet model	HMIET6600	On Request
15"W Easy Touch Panel, Ethernet model	HMIET6700	On Request

Please contact Customer Care Center for Stockable and Non stockable status of references.

NORMAL STOCK ITEMS

W.E.F. January 30th, 2023

Harmony Industrial PCs and Edge Box for line management

Harmony P6 Industrial PCs - Drive efficiency and productivity at the Edge of EcoStruxure



Supporting Software



Node-RED



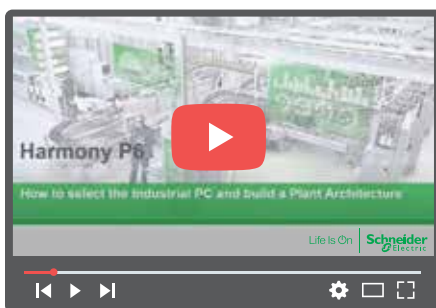
EcoStruxure Operator Terminal Expert



EcoStruxure Machine SCADA Expert



Harmony P6 Modular Box and Modular Display: 12", 15", W10", W12", W15", W19", W22"



How to select the Industrial PC and build a Plant Architecture Click to view the video

- HMIP6 ⁽¹⁾
 - Advanced Modular Box PC
 - Intel Core i5 up to 4.1 GHz or Intel Core i7 up to 4.4 GHz or Intel Celeron up to 2.0 GHz, UHD Graphics accelerator
 - 8 to 32 GB or 4 to 16 GB DDR4 RAM, 1x M.2 SSD SATA and 2x 2.5-inch SATA (HDD/SSD) storage slots
 - USB Type A (2x USB 2.0 and 2x USB 3.0), USB Type C (1x USB 3.0), 1x COM RS-232C, 2x RJ45 Ethernet, 1x Display port
 - 2x interface slots and optional extension module for 2x PCI/PCIe slots
 - Default TPM module for encryption
 - RAID HDD with Intel Rapid storage
 - Standard Modular Box PC
 - Intel Core i3 up to 3.9 GHz, UHD Graphics accelerator
 - 8 to 32 GB DDR4 RAM, 1x M.2 SSD SATA and 1x 2.5-inch SATA (HDD/SSD) storage slots
 - USB Type A (2x USB 2.0 and 2x USB 3.0), USB Type C (1x USB3.0), 1x COM RS-232C, 2x RJ45 Ethernet, 1x Display port
 - 2x interfaces slots
 - Default TPM module for encryption
- HMIDM6
 - 4:3 12" and 15" (XGA) color LCD resistive analog multi-touch (2 points) screen with 1x USB 2.0 (Type A), and front USB cover
 - 16:9 10" and 12" (WXGA)/15" (FWXGA)/19" and 21" (FHD) projected capacitive multi-touch (2 points) screen, 7H hardness, anti-scratch, 3 touch mode configuration
 - IP66, Nema 4X indoor front panel
 - All models are certified for CE, RCM, UL 61010-2-201, CSA C22.2 No. 61010-2-201, UL 121201 ⁽²⁾, and CSA C22.2 No. 213 ⁽²⁾
 - All DC models are certified for IECEx/ATEX for use in Zone 2 gas/Zone 22 dust ⁽²⁾, DNV

Harmony FP6 — Industrial Flat Panel Monitors



Harmony HMIFP6: 12", 15", W10", W12", W15", W19", W22"

- HMIFP6
 - 4:3 12" and 15" (XGA) color LCD resistive analog multi-touch (2 points) screen with 1x USB 2.0 (Type A), and front USB cover
 - 16:9 10" and 12" (WXGA)/15" (FWXGA)/19" and 22" (FHD) projected capacitive multi-touch (2 points) screen, 7H hardness, anti-scratch, 3 touch mode configuration IP66, Nema 4X indoor front panel
 - All models are certified for e, RCM, UL 61010-2-201, CSA C22.2 No. 61010-2-201, UL 121201 ⁽³⁾⁽⁴⁾, and CSA C22.2 No. 213 ⁽³⁾⁽⁴⁾, IECEx/ATEX for use in Zone 2 gas/Zone 22 dust ⁽³⁾⁽⁴⁾

Product Description	Reference	Unit MRP [€]
FP6, 10w WXGA, PCAP, DVI, DC	HMIFP6500WCD	On Request
12.1 XGA, Analog-Multi, DVI, DC	HMIFP6600TMD	On Request
FP6, 12w WXGA, PCAP, DVI, DC	HMIFP6600WCD	On Request
FP6, 15.0 XGA, Analog-Multi, DVI, DC	HMIFP6700TMD	On Request
FP6, 15w FWXGA, PCAP, DVI, DC	HMIFP6700WCD	On Request
FP6, 19w Full HD, PCAP, DVI, DC	HMIFP6800WCD	On Request
FP6, 22w Full HD, PCAP, DVI, DC	HMIFP6900WCD	On Request

(1) Available as Configured-to-order only and can be ordered using the online configurator.

(2) Available in Q4 2022.

(3) Available in Q4 2022.

(4) On the front panel when properly installed in an enclosure and not using the front panel USB port.

EcoStruxure Operator Terminal Expert — Touchscreen configuration software



EcoStruxure Operator Terminal Expert



- Operate intuitively
 - Ability to go beyond the limitations of the physical screen size to improve productivity
 - Convert already created Landscape screens into Portrait screens for vertical scrolling and for screens that require many operation switches
- Reduce time to market
 - Efficient and intuitive engineering
 - For faster customization and modification
- Improve efficiency
 - High usability and image quality for the operator (experience design)
 - With Web Viewer feature, watch/operate the HMI screen remotely with mirroring function

EcoStruxure Machine SCADA Expert - Lite SCADA for line management



EcoStruxure Machine SCADA Expert



- Save time
 - Quick and easy to install directly on our iPCs
 - Save days of testing and commissioning thanks to a fully tested and validated association
 - Tailored information at a glance using BI-Dashboard template
- Save money
 - Get peace of mind and save time and resources with our single point of contact for Hardware/Software/Operating System support
 - Access SCADA level software, with all its benefits, at a competitive cost/features ratio
- Connectivity and data management
 - Includes 250+ native communication drivers
 - Monitor and control remotely your application with Mobile Access, using a tablet or smartphone

Note: For Harmony HMIP6, EcoStruxure Machine SCADA Expert Runtime preinstalled version is available as an option in the online configurator.

Vijeo Designer — Classic HMI configuration software



Vijeo Designer



- Multi-platform: from optimized panels to iPCs
- Multi-panel communication: automatic data sharing between up to 8 different panels
- Multi-language: 15 languages in runtime and 38 alphabets
- Multi-protocol: on COM and Ethernet ports
- Multi-access: local or remote display with WEB Gate, Vijeo Designer Air and Vijeo Designer Air Plus
- Multi-media: video/sound record/replay capability

EcoStruxure Operator Terminal Expert - Touchscreen configuration software



- EcoStruxure Operator Terminal Expert allows you to create and edit application screens that control automation systems for Harmony GTU (Premium and Open Box)/STO color/ST6/STM6 terminals, and Harmony industrial PCs (Panel and Box).
- EcoStruxure Operator Terminal Expert features a modern and simple-to-use user interface, easy-to-access functions and information, and a multi-platform working environment. It also shortens design time by providing pre-made navigation framework.

Product Description	Reference	Unit MRP [₹]
Operator Terminal Expert Basic, Email	HMI EELCZLSPAZZ	On Request
Operator Terminal Expert Group, Email	HMI PELCZLSPAZZ	On Request
Operator Terminal Expert Pro, Email	HMI PELCZLSPAZZ	On Request
Operator Terminal Expert Team, Email	HMI PELCZLTPAZZ	On Request
Operator Terminal Expert Fixed T, Email	HMI PECZLSRAZZ	On Request
Operator Terminal Expert Runtime Email	HMI RTWCZLSPAZZ	On Request
EcoStruxure OTE WebGUI RT Single Paper	HMI WRT001	On Request
EcoStruxure OTE WebGUI RT Group Paper	HMI WRT010	On Request
EcoStruxure OTE WebGUI RT Entity Paper	HMI WRT100	On Request

EcoStruxure Machine SCADA Expert - Lite SCADA for line management



- EcoStruxure Machine SCADA Expert enables you to use the key features of Microsoft operating system and build a full-featured SCADA or HMI project for your industrial automation business.
- EcoStruxure Machine SCADA Expert is designed in a modern, ribbon-based Windows interface to provide an integrated and user-friendly development environment.
- EcoStruxure Machine SCADA Expert supports capabilities like scripting, animation, E-mail, recipes, security, tags database, multi-touch, alarms, trends, scalability, multilanguage, FDA traceability, PDF export, graphics and design tools, and so on.
- For applications ranging from complex machine control and monitoring to plant supervision and SCADA, EcoStruxure Machine SCADA Expert with Harmony iPC association makes industrial operations smooth and stress-free.

Product Description	Reference	Unit MRP [₹]
EMSE 3 Party 1.5K Tag RT License	HMI EMSE3PRT1KA	On Request
EMSE 3 Party 32K Tag RT License	HMI EMSE3PRT32KA	On Request
EMSE 3 Party 4K Tag RT License	HMI EMSE3PRT4KA	On Request
EMSE 3 Party 64K Tag RT License	HMI EMSE3PRT64KA	On Request
EMSE 1.5K Tag BT License	HMI EMSEBT1KA	On Request
EMSE 32K Tag BT License	HMI EMSEBT32KA	On Request
EMSE 4K Tag BT License	HMI EMSEBT4KA	On Request
EMSE 64K Tag BT License	HMI EMSEBT64KA	On Request
EMSE 1.5K Tag RT License	HMI EMSERT1KA	On Request
EMSE 32K Tag RT License	HMI EMSERT32KA	On Request
EMSE 4K Tag RT License	HMI EMSERT4KA	On Request
EMSE 64K Tag RT License	HMI EMSERT64KA	On Request
EMSE Thin Client	HMI EMSETCA	On Request
Vijeo XL USB Hard key	HMI VXLUSBL	On Request

Please contact Customer Care Center for Stockable and Non stockable status of references.

NORMAL STOCK ITEMS

W.E.F. January 30th, 2023

Vijeo Designer — Classic HMI configuration software



The cross-platform VijeoDesigner™ configuration software can be used to create operator dialogue applications for controlling automation systems for the following panels:

- Harmony STU (Vijeo Designer Limited Edition is sufficient)
- Harmony GTO
- Harmony GTU
- Harmony GTUX
- Harmony GK
- Magelis XBTGH portable
- Harmony Panel PCs and Box PCs (HMIBMP, HMIBMU, HMIPSP, HMIPSO, HMIPEP)
- Harmony P6

Product Description	Reference	Unit MRP [₹]
Vijeo Designer, Single License	VJDSNDTGSV62M	On Request
VJD Runtime PC Single email	VJDRPCCZLSPAZZ	On Request
VJD Runtime Harmony PC Single email	VJDHPCCZLSPAZZ	On Request

Please contact Customer Care Center for Stockable and Non stockable status of references.

NORMAL STOCK ITEMS

W.E.F. January 30th, 2023

EcoStruxure Secure Connect Advisor — Secure remote access solution



- Provides a secure connection between remote display units on the work site (via SiteManager Embedded) and computers or smart devices in the office (via LinkManager) over a secure central server (GateManager).
- With EcoStruxure Secure Connect Advisor, maintenance personnel can access Schneider Electric software and update it remotely and securely via the HMI, PLC, and other connected devices as if they were on site.
- Troubleshooting and repairs can be performed remotely upon request.

EcoStruxure Augmented Operator Advisor - Augmented reality for instant diagnosis and contactless maintenance



EcoStruxure
Augmented
Operator Advisor



- Reduces downtime by opening electrical cabinet doors virtually and diagnosing the device status instantly in real-time without the need for lockout or electrical qualifications.
- Speeds up the efficiency of operations and maintenance by offering immediate access to relevant information in the field like real-time data, machine history, user manuals, instructions, diagrams, etc.
- Enables technicians to locate the right equipment and guides them step-by-step to complete the procedures.

EcoStruxure Secure Connect Advisor - Secure remote access solution



EcoStruxure Secure Connect Advisor provides a secure connection between remote display units on the work site (via SiteManager Embedded) and computers or smart devices in the office (via LinkManager) over a secure central server (GateManager). With EcoStruxure Secure Connect Advisor, technicians and programmers can remotely access the Schneider Electric software and securely update it via the HMI, PLC, and other connected devices just as though they were present on site. Troubleshooting and repair can also be performed remotely upon request.

Product Description	Reference	Unit MRP [₹]
Vijeo Connect Link Manager License	VJOCNTLML	On Request
Vijeo Connect Link Manager Mobile Lic	VJOCNTLMM	On Request
Secure Connect Enterprise Pack	VJOCNTPACKENT	On Request
Secure Connect Essential Pack	VJOCNTPACKESS	On Request
Vijeo Connect Site Manager Basic License	VJOCNTSMBASIC	On Request
Vijeo Connect Site Manager Ext 10 Lic	VJOCNTSMEXT10	On Request
Vijeo Connect Site Manager Ext 5 Lic	VJOCNTSMEXT5	On Request
Vijeo Connect User statistics	VJOCNTSTAT	On Request
Vijeo Connect Gate Manager PremiumAccess	VJOCNTGMPREM	On Request

EcoStruxure Augmented Operator Advisor- Augmented reality for instant diagnosis and contactless maintenance



EcoStruxure Augmented Operator Advisor App interface

EcoStruxure Augmented Operator Advisor puts real-time information at your fingertips, whenever and wherever it is needed. The custom application improves operational efficiency with augmented reality, enabling operators to superimpose current data and virtual objects onto a cabinet, machine, or plant. This software combines contextual and local dynamic information for mobile users, enabling them to experience a fusion of the physical, real-life environment with virtual objects.

Product Description	Reference	Unit MRP [₹]
Augmented Operator Builder Performance	AOABM3CZMSXAZZ	On Request
AOA Builder Op Custom App Theme e-Lic	AOABM3VZMSXAZZ	On Request
Augmented Operator Builder Essential	AOABS3CZSSXAZZ	On Request
Augmented Operator Builder Ess Renewal	AOAES3CZSSXAZZ	On Request
AOA Builder Op Local Proj e-Lic	AOALPJCZZSPAZZ	On Request
Augmented Operator Builder Perf Renewal	AOAPM3CZMSXAZZ	On Request
Augmented Operator RT Perf Level 1	AOARM1CZMSPAZZ	On Request
Augmented Operator RT Perf Level 2	AOARM2CZMSPAZZ	On Request
Augmented Operator RT Perf Level 3	AOARM3CZMSPAZZ	On Request
Augmented Operator RT Essential Level 1	AOARS1CZSSPAZZ	On Request
Augmented Operator RT Essential Level 2	AOARS2CZSSPAZZ	On Request
Augmented Operator RT Essential Level 3	AOARS3CZSSPAZZ	On Request
Augmented Operator RT Multi-areas	AOARX3CZXSPAZZ	On Request

Please contact Customer Care Center for Stockable and Non stockable status of references.

NORMAL STOCK ITEMS

W.E.F. January 30th, 2023



Green Premium™

An industry leading portfolio of offers delivering sustainable value



More than 75% of our product sales offer superior transparency on the material content, regulatory information and environmental impact of our products:

- RoHS compliance
- REACh substance information
- Industry leading # of PEP's*
- Circularity instructions



Discover what we mean by green
Check your products!

The Green Premium program stands for our commitment to deliver customer valued sustainable performance. It has been upgraded with recognized environmental claims and extended to cover all offers including Products, Services and Solutions.

CO2 and P&L impact through... Resource Performance

Green Premium brings improved resource efficiency throughout an asset's lifecycle. This includes efficient use of energy and natural resources, along with the minimization of CO₂ emissions.

Cost of ownership optimization through... Circular Performance

We're helping our customers optimize the total cost of ownership of their assets. To do this, we provide IoT-enabled solutions, as well as upgrade, repair, retrofit, and remanufacture services.

Peace of mind through... Well-being Performance

Green Premium products are RoHS and REACh compliant. We're going beyond regulatory compliance with step-by-step substitution of certain materials and substances from our products.

Improved sales through... Differentiation

Green Premium delivers strong value propositions through third-party labels and services. By collaborating with third-party organizations we can support our customers in meeting their sustainability goals such as green building certifications.



TeSys

> Control > Protect > Power > Active

Innovative and connected solutions for motor starters

TeSys is an innovative motor control and management solution from the global market leader. TeSys offers connected, efficient products and solutions for switching and protection of motors and electrical loads in compliance with all major global electrical standards

NEW

TeSys Function Names

TeSys components are grouped by function name, for easier identification. These functions are related to motor, power, control and protection.

> TeSys Power:

Components for powering motors



> TeSys Control:

Components for controlling motors



> TeSys Protect:

Components for protecting motors



> TeSys Active:

Connected components for motor circuits





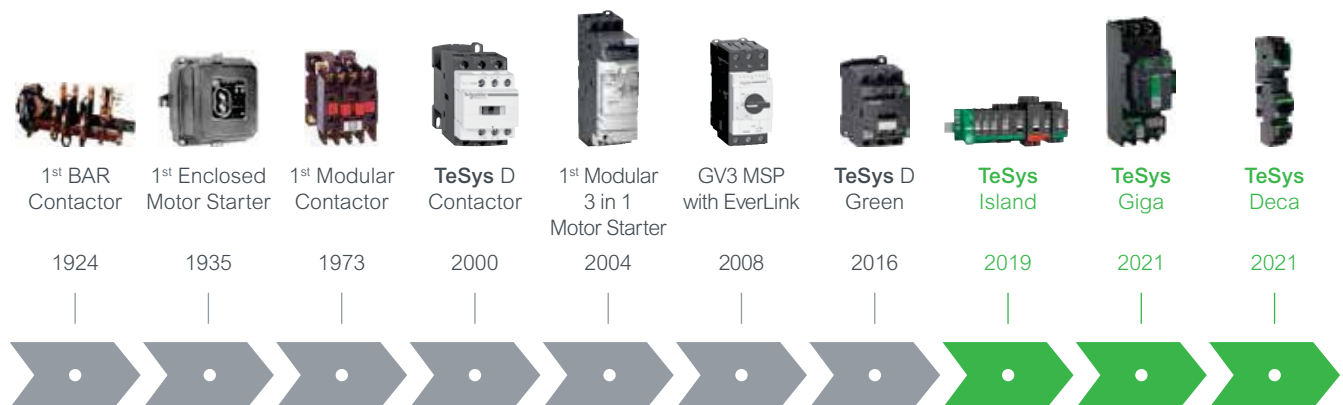
Start smart. Run smart. With TeSys motor controls.

Stay smart with the world's best-selling motor control solutions from the inventor of the world's first contactor - Schneider Electric™.

For almost a century, TeSys motor controls have driven the industry with innovations in motor protection, monitoring, and control.

It started with the introduction of the industry's first BAR contactor in 1924, and today, the legacy of innovation is built into every TeSys motor control device. Best-in-class safety and reliability, plug-and-play architecture, and flexible functionality mean TeSys motor control solutions can meet your requirements across a wide range of applications, from the most common to the most advanced.

Wherever you are and anywhere your projects come together, you can trust Schneider Electric and TeSys cSontactors, circuit breakers, relays, and switches for unmatched reliability, complete compatibility with international standards, and the robust support of the Schneider Electric global supply network. Start smart, run smart and stay smart with TeSys motor controls.



How do everlinks improve power connection reliability?



For more information on switching and motor management scan!

Superior safety for all industries

TeSys motor controls come with all of the isolation, protection and emergency handling you need to comply with international codes. High-contrast covers identify safety-critical devices to prevent inadvertent manual operation. Every **TeSys** contactor is both mechanically linked and equipped with mirror contacts for safety applications and wherever auxiliary contact state reliability is critical.



HVAC

Ensure 24/7 availability of your HVAC system with reliable products that can reach high ambient temperatures without derating.



Conveying

Decentralize the control cabinet of your conveyor line and benefit from up to 80% space reduction.



Genset

Make certain your generator starts even in the harshest conditions with our robust solutions.



Pumping

Optimize single or multi-drive boosters for industry or infrastructure with energy and cost-effective solutions.



Packaging

Keep pace with the most demanding, high-end packing applications with our solutions



Oil and Gas

Keep your employees and assets safe and improve uptime in onshore and offshore applications: pipeline operations: LNG and natural gas processing: and refining and petrochemical applications.



Water and Wastewater

Optimize the treatment and delivery of safer water by reducing energy usage and lowering operating costs.



Food and Beverage

Serve your customers with environmentally friendly products to improve sustainability, efficiency, and flexibility, allowing you to adapt to changing customer habits.

Online selection tool

EcoStruxure™ Motor Control Configurator

For Direct-On-Line and Star-Delta starters, motor circuit breakers with advanced protection, motor management relays, configurations for total coordination, drives, and soft starters.

No matter what kind of starting method you need, our online **EcoStruxure™ Motor Control Starter Configurator** will help you to quickly and easily select the optimal combination of components to ensure maximized motor safety, protection, and uptime.



Scan or click on the QR code

TeSys Range

NEW

TeSys Component Series Names

Series names are now grouped as per the current ratings

- Series names group conventional components (circuit breakers, contactors, relays, overcurrent relays) by current rating ranges.
 - 0 to 16 A > **TeSys K Series**
 - 9 to 150 A > **TeSys 'Deca' Series**
 - 185 to 800 A > **TeSys 'Giga' Series**.
- TeSys advanced components have a specific classification.
 - 0 to 38 A All-in-one starters > **TeSys 'Ultra' Series**
 - 0 to 80 A Motor Control/Protection/Monitoring system > **TeSys 'island' Series**.
- Other TeSys component names remain unchanged (TeSys F, TeSys B, TeSys T).

> TeSys K Series

The essential line for motors up to 7.5kW/16A direct on TeSys K series of Motor Starters



> TeSys Deca Series

The industrial standard for motors up to 75kW/150A direct on TeSys Deca series of Motor Starters



> TeSys Giga Series

For large motors up to 450kW/800A direct on TeSys Giga Series



> TeSys Ultra Series

The most compact totally coordinated solution for Motor Starters. For Direct On Line or Reversing Motor Control and Drive Protection upto 18.5kW/38 A on TeSys Ultra series



> TeSys Island Series

Digitally powered monitoring, control and protection of electrical motors up to 37kW/80 A on TeSys Island Series



TeSys Control

TeSys K

Control Relays - K Model (AC & DC Control)



- Conformance IEC, UL, CSA, CE Marking
- Inbuilt 4 auxiliary contacts
- 10A thermal rating
- Available with AC (50/60Hz Dual frequency), DC & DC low consumption coil options

No of Poles	AC Control Reference	Unit MRP [₹]	DC Control Reference (4)	Unit MRP [₹]	DC low consumption Reference (1) (2) (3)	Unit MRP [₹]
2NO + 2NC	CA2KN22*	1700	CA3KN22**	2345	CA4KN22***	2905
3NO + 1NC	CA2KN31*		CA3KN31**		CA4KN31***	
4NO	CA2KN40*	CA4KN40***				

- (1) Compatible with PLC outputs
 (2) Wide range coil (0.7...1.25Uc), suppressor fitted as standard
 (3) 2 pole auxiliary contact block can be mounted additionally
 (4) Optional in-built surge suppressor available

Power Contactors - K Model (3 Pole AC & DC Control)



- Conformance to IEC, UL, CSA
- Current Rating : 6A to 16A, AC-3 duty
- 1NO or 1NC inbuilt auxiliary contact
- Available in 3P & 4P version
- Available with AC (50/60Hz Dual frequency), DC & DC low consumption⁽⁵⁾ coil options

[Ie] Rated Operational Current (A)	Motor Power (kW)	Auxiliary Contacts	AC Control Reference	Unit MRP [₹]	DC Control Reference ⁽⁵⁾	Unit MRP [₹]
6	3	1NC	LC1K0601*	1430	LP1K0601**	2210
		1NO	LC1K0610*		LP1K0610**	
9	5.5	1NC	LC1K0901*	1495	LP1K0901**	2405
		1NO	LC1K0910*		LP1K0910**	
12	7.5	1NC	LC1K1201*	1690	LP1K1201**	2790
		1NO	LC1K1210*		LP1K1210**	
16	10	1NC	LC1K1601*	1995	-	-
		1NO	LC1K1610*		-	-

(5) For low consumption offer, please contact regional sales office

Reversing Contactors - K Model



- Conformance to IEC, UL, CSA, CE
- Current Rating : 6A to 16A, AC-3 duty
- 1NO or 1NC inbuilt auxiliary contact
- Available in 3P & 4P version
- Available with AC(50/60Hz Dual frequency), DC & DC low consumption⁽⁶⁾ coil options

[Ie] Rated Operational Current (A)	Motor Power (kW)	Auxiliary Contacts	AC Control Reference	Unit MRP [₹]
6	3	1NC	LC2K0601*	4755
		1NO	LC2K0610*	
9	5.5	1NC	LC2K0901*	5075
		1NO	LC2K0910*	
12	7.5	1NC	LC2K1201*	5230
		1NO	LC2K1210*	
16	10	1NC	LC2K1601*	7030
		1NO	LC2K1610*	

* Reference to be completed by adding coil voltage code
 (6) For current rating and ref please contact Customer Care

Coil Voltage Code

Type	Voltage	24	48	72	110	220	415
AC*	CA2KN, LC1-K06 to K16, 50/60Hz	B7	-	-	F7	M7	N7
	LC2-K06 to K16, 50/60Hz	-	-	-	F7	M7	N7
DC**	CA3KN, LP1-K06 to K12	BD	-	-	FD	MD	-
DC low consumption***	CA4KN	BW3	EW3	SW3	-	-	-

Note: (1) For Non standard coil voltage (Except 110, 240 V AC and 24 V DC) prices please contact customer care.
 (2) Reference to be completed by adding coil voltage code and recommended to check availability with Customer Care team rating.

Please contact Customer Care Center for Stockable and Non stockable status of references.

NORMAL STOCK ITEMS

W.E.F. January 30th, 2023

TeSys Control

TeSys K

Accessories - K Model

Description	Mounting	Contacts	Reference	Unit MRP [₹]
Auxiliary contact block	Front	2NC	LA1KN02	770
		1NO + 1NC	LA1KN11 <input checked="" type="checkbox"/>	705
		2NO	LA1KN20	770
		4NC	LA1KN04	1190
		1NO + 3NC	LA1KN13	
		2NO + 2NC	LA1KN22 <input checked="" type="checkbox"/>	
		3NO + 1NC	LA1KN31	
		4NO	LA1KN40	

Description	Control Voltage	Range	Reference	Unit MRP [₹]
On Delay Electronic Timer	24..48V AC/DC	1..30S	LA2KT2E ⁽¹⁾	3890
	110..240V AC	1..30S	LA2KT2UA ⁽¹⁾	

Description	Coil Voltage	Reference	Unit MRP [₹]
Surge Suppressor - RC Circuit	220..250V AC	LA4KA1U*	1215
Surge Suppressor - Varistor	130..250V AC/DC	LA4KE1UG*	
Surge Suppressor - Varistor	50..129V AC/DC	LA4KE1FC*	

* Lot size 5

(1) Front mounted with common point changeover contact

Please contact Customer Care Center for Stockable and Non stockable status of references.

NORMAL STOCK ITEMS

W.E.F. January 30th, 2023

TeSys Control

TeSys Deca

The next-generation TeSys Deca series motor starters offer a reliable and robust solution for a faster machine time-to-market. It has a new modern look & feel and is designed to meet the requirements of Electro domestic applications. Ease of operation and reliability is guaranteed with the new multi-standard screws. Digital customer experience is enhanced with a QR embedded from product to packaging.

TeSys Deca Control Contactors (AC & DC Control)



- Conformance to IEC, UL, CSA
- 5 inbuilt auxiliary contacts, in just 2 variants
- Available with AC (50/60Hz Dual frequency), DC & DC low consumption coil options
- High Operating ambient temperature upto 60 Deg C
- Inbuilt surge suppressor for DC & DC low consumption

No of Poles	AC Control Reference	Unit MRP [₹]	DC Control Reference ⁽²⁾	Unit MRP [₹]	DC low consumption Reference ^{(1) (2) (3)}	Unit MRP [₹]
3NO + 2NC	CAD32*	1810	CAD32**	2590	CAD32***	3240
5NO	CAD50*		CAD50**		CAD50***	

(1) Compatible with PLC outputs

(2) Wide range coil (0.7...1.25Uc), suppressor fitted as standard

(3) 2 pole auxiliary block can be mounted

TeSys Deca Power Contactors (3P AC & DC)



- Conformance to IEC, UL, CSA
- Current Rating : 9A to 150A
- Available with AC (50/60Hz Dual frequency), DC & DC low consumption coil options
- High Operating ambient temperature, no derating upto 60 Deg C
- Inbuilt 1NO + 1NC auxiliary contacts upto 150A
- High electrical and mechanical life
- Fuse-less Type 2 Co-ordination Charts available
- EverLink® terminal for 40, 50, 65 & 80A contactors
- Inbuilt surge suppressor in DC coil for 9-80A

[le] Rated Operational Current AC-1	AC-3 Duty			Auxiliary Contacts	AC Control Reference	Unit MRP [₹]	DC Control Reference ⁽¹⁾	Unit MRP [₹]
	kW	HP	A					
25	4	5.5	9	1NO + 1NC	LC1D09* <input checked="" type="checkbox"/>	1815	LC1D09** <input checked="" type="checkbox"/>	2865
	5.5	7.5	12	1NO + 1NC	LC1D12* <input checked="" type="checkbox"/>	2040	LC1D12** <input checked="" type="checkbox"/>	3225
32	9	12.5	18	1NO + 1NC	LC1D18* <input checked="" type="checkbox"/>	2370	LC1D18** <input checked="" type="checkbox"/>	3970
40	11	15	25	1NO + 1NC	LC1D25* <input checked="" type="checkbox"/>	2930	LC1D25** <input checked="" type="checkbox"/>	5020
50	15	20	32	1NO + 1NC	LC1D32* <input checked="" type="checkbox"/>	5700	LC1D32** <input checked="" type="checkbox"/>	10235
	18.5	25	38	1NO + 1NC	LC1D38* <input checked="" type="checkbox"/>	8220	LC1D38** <input checked="" type="checkbox"/>	12095
60	22	30	40	1NO + 1NC	LC1D40A* <input checked="" type="checkbox"/>	8625	LC1D40A#	14490
80	25	35	50	1NO + 1NC	LC1D50A* <input checked="" type="checkbox"/>	11240	LC1D50A#	18180
80	37	50	65	1NO + 1NC	LC1D65A* <input checked="" type="checkbox"/>	15595	LC1D65A#	20615
80	37	50	80	1NO + 1NC	LC1D80A* <input checked="" type="checkbox"/>	19490	LC1D80A#	25025
125	45	60	80	1NO + 1NC	LC1D80* <input checked="" type="checkbox"/>	23585	LC1D80**	28000
	45	60	95	1NO + 1NC	LC1D95* <input checked="" type="checkbox"/>	25100	LC1D95**	30685
250	59	80	115	1NO + 1NC	LC1D115* <input checked="" type="checkbox"/>	30890	LC1D115**	36265
	80	110	150	1NO + 1NC	LC1D150* <input checked="" type="checkbox"/>	38615	LC1D150**	43520

* Prices indicated above are for standard coil voltage rating, for non-standard coil rating please check the prices with Customer Care

Please contact Customer Care Center for Stockable and Non stockable status of references.

NORMAL STOCK ITEMS

W.E.F. January 30th, 2023

TeSys Control

TeSys Deca

TeSys Deca Power Contactors (3 Pole DC Low Consumption)

Now available upto 80A with the TeSys Deca Green Low Consumption offer

[Ie] Rated Operational Current AC-1	kW	Motor Power AC-3 HP	A	Auxiliary Contacts	Reference	Unit MRP [₹]
25	4	5.5	9	1NO + 1NC	LC1D09**** <input checked="" type="checkbox"/>	3145
	5.5	7.5	12	1NO + 1NC	LC1D12**** <input checked="" type="checkbox"/>	3520
32	9	12.5	18	1NO + 1NC	LC1D18**** <input checked="" type="checkbox"/>	5380
40	11	15	25	1NO + 1NC	LC1D25**** <input checked="" type="checkbox"/>	6555
50	15	20	32	1NO + 1NC	LC1D32**** <input checked="" type="checkbox"/>	11210

[Ie] Rated Operational Current AC-1	kW	Motor Power AC-3 HP	A	Auxiliary Contacts	Reference	Unit MRP [₹]
60	22	30	40	1NO + 1NC	LC1D40A#	14490
80	25	35	50	1NO + 1NC	LC1D50A#	18180
80	37	50	65	1NO + 1NC	LC1D65A#	20615
80	37	50	80	1NO + 1NC	LC1D80A#	25025

* Reference to be completed by adding coil voltage code and recommended to check availability with Customer Care team

TeSys Deca Power Contactors (4 Pole AC & DC Control)



- Conformance to IEC, UL, CSA
- Current Rating : 20A to 250A, AC-1 Rating
- Available with AC (50/60Hz Dual frequency), DC & DC low consumption (1) coil options
- High Operating ambient temperature, no derating upto 60 deg C

[Ie] Rated Operational Current AC-1	Poles Composition	AC Control Reference	Unit MRP [₹]	DC Control Reference	Unit MRP [₹]
20	4NO	-	-	LC1DT20**	3450
	2NO + 2NC	-	-	LC1D098**	3755
25	4NO	-	-	LC1DT25**	4140
	2NO + 2NC	-	-	LC1D128**	5405
32	4NO	-	-	LC1DT32**	4550
	2NO + 2NC	-	-	LC1D188**	6155
40	4NO	-	-	LC1DT40**	7135
	2NO + 2NC	-	-	LC1D258**	9405
60	4NO	-	-	LC1DT60A#	14280
	2NO + 2NC	-	-	LP1D40008**	18765

[Ie] Rated Operational Current AC-1	Poles Composition	AC Control Reference	Unit MRP [₹]	DC Control Reference	Unit MRP [₹]
80	4NO	-	-	LC1DT80A#	21300
	2NO + 2NC	-	-	LP1D65008**	25225
125	4NO	-	-	LP1D80004**	27325
	2NO + 2NC	-	-	LP1D80008**	31530
250	4NO	LC1D1150046*	34440	LC1D1150046**	38260

* Prices indicated above are for standard coil voltage rating, for non-standard coil rating please check the prices with Customer Care

Coil Voltage Code

Type	Voltage	24	48	72	110	220	415
AC*	CAD, LC1D09-D150 50/60 Hz	B7	-	-	F7	M7	N7
	LC1D1150046 50/60 Hz	-	-	-	F7	M7	N7
DC**	CAD, LC1D09-D38, LC1D80-D150	BD	-	-	FD	MD	-
	LC1DT20-DT40, LC1D098-D258, LP1D40-D80, LC1D115	BD	-	-	FD	MD	-
DC Low Consumption***	CAD	BL	-	-	FL	ML	-
	LC1D09-D32	BL	EL	SL	-	-	-

Type	Voltage	24V DC Low consumption	24-60V AC/DC	48-130V AC/DC	100-250V AC/DC
TeSys Deca Green#	LC1D40A-80A, LC1DT60A-DT80A	BBE	BNE	EHE	KUE

Note: Please contact Customer Care for 4 Pole AC coil contactor details

For Non standard coil voltage prices please contact customer care

(1) For current rating and ref please contact Customer Care

(2) Reference to be completed by adding coil voltage code and recommended to check availability with Customer Care team

Please contact Customer Care Center for Stockable and Non stockable status of references.

NORMAL STOCK ITEMS

W.E.F. January 30th, 2023



TeSys Deca Green

The Revolutionary Electronic Coil Contactor



Complete range in 3 frame sizes:

09-12-18A

25-32-38A

40-50-65-80A

 -80%

Up to 80% less energy consumption than a traditional electromechanical motor starter

10X Reduction
in references

Only 3 references to cover the complete voltage range for AC and DC

 -35%

Highest currents in smallest size, e.g.

PLC Compatible

Direct connection to a PLC without the need for an interposing relay

SEMIF47

High uptime thanks to wide band coil with high resistance to voltage surges/SEMIF47 conform



Scan to see TeSys Deca Green under voltage performance.

TeSys Control

TeSys Deca

TeSys Deca Green Contactor (3 Pole AC/DC Universal Coil)



- Current Rating: 9-65A
- Universal AC/DC coil from 24 - 250V
- Special low consumption offer from 40-80A
- Fuseless Type 2 Co-ordination charts available

The Revolutionary Electronic Coil Contactor

[Ie] Rated Operational Current AC-1	AC-3 Duty (Long Life)			Auxiliary Contacts	Reference	Unit MRP [₹]
	kW	HP	A			
25	4	5.5	9	1NO + 1NC	LC1D09*	3735
	5.5	7.5	12	1NO + 1NC	LC1D12*	3870
32	9	12.5	18	1NO + 1NC	LC1D18*	5110
40	11	15	25	1NO + 1NC	LC1D25*	6100
50	15	20	32	1NO + 1NC	LC1D32*	12395
	18.5	25	38	1NO + 1NC	LC1D38*	13375
60	22	30	40	1NO + 1NC	LC1D40A*	14490
80	25	35	50	1NO + 1NC	LC1D50A*	18180
80	37	50	65	1NO + 1NC	LC1D65A*	20615

TeSys Deca Green Power Contactors (4 Pole AC & DC Control)

[Ie] Rated Operational Current AC-1	Poles Composition	Auxiliary Contacts	DC Control Reference	Unit MRP [₹]
60	4NO	1NO + 1NC	LC1DT60A*	14280
80	4NO	1NO + 1NC	LC1DT80A*	21300

Coil Voltage Code

Type	Voltage	24-60V AC/DC	48-130V AC/DC	100-250V AC/DC
AC/DC*	LC1D09 - D38, LC1D40A - 80A, LC1DT60A - 80A	BNE	EHE	KUE
24V DC Low Consumption*	LC1D40A - 80A, LC1DT60A - 80A	BBE (24V DC only)	-	-

* Reference to be completed by adding coil voltage code and recommended to check availability with Customer Care team



Check the features of
the TeSys Deca Green

Please contact Customer Care Center for Stockable and Non stockable status of references.

NORMAL STOCK ITEMS

W.E.F. January 30th, 2023

TeSys Control

TeSys Deca

Description	For use with	Reference	Unit MRP [₹]
Power connection accessories			
Terminal block	For supply to one or more GV2 G busbar sets	GV1G09	2235
Set of 63A busbars for parallelling of contactors	2 contactors LC1D09...D18 or D25...D38	GV2G245	2165
	4 contactors LC1D09...D18 or D25...D38	GV2G445	3405
Set of 115A busbars for parallelling of contactors	2 contactors LC1D40A...D80A	GV3G264	3890
	3 contactors LC1D40A...D80A	GV3G364 ⁽¹⁾	2080
Set of S-shape busbars	For circuit breakers GV3P** & GV3L** and contactors LC1 D40A...D65A	GV3S	1555

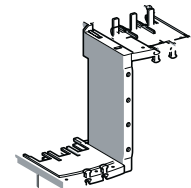
**Not applicable for GV3P/GV3L 73A and 80A



GV2G245



GV1G09



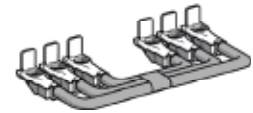
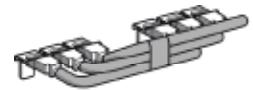
GV3S

Description	For use with	Reference	Unit MRP [₹]
Mechanical interlock	LC1D09 to D38(1)	LAD9V2	795
	LC1D40A to D65A(1)	LAD4CM	1620
	LC1D80 and D95 (for AC control voltage)	LA9D4002	3545
	LC1D80 and D95 (for DC control voltage)(2)	LA9D8002	5280
	LC1D115 and D150(2)	LA9D11502	5355

(1) With this set of busbars, any one contactor can be supplied directly by its EverLink® double cage power terminal block. The other two contactors are supplied by the busbar set. The 115A limitation is therefore applied to these two contactors.

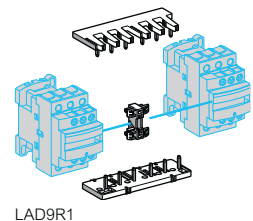
(2) With electrical interlock

Description	For use with	Reference	Unit MRP [₹]
Power Connection for Reversing			
Kit Comprising :		LAD9V5	660
1. A set of parallel bars	LC1D09 to D38	LAD9V6	825
2. A set of reverser bars.	LC1D40A to D80A	LA9D65A69	3445
	LC1D80 and D95 (for AC control voltage)	LA9D8069	7370
	LC1D80 and D95 (for DC control voltage)	LA9D8069	7370
	LC1D115 and D150	LA9D11569	12260

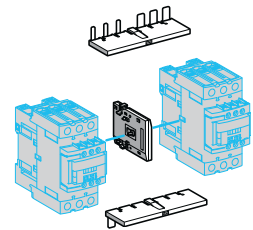


LA9 D8069

Description	For use with	Reference	Unit MRP [₹]
Reversing Kit			
Kit Comprising :		LAD9R1V	1655
1. A mechanical interlock LAD 9V2 with electrical interlocking LAD 9V1	LC1D09 to D38	LAD9R1V	1655
2. A set of power connections LAD 9V5 (parallel) and LAD 9V6 (reversing).			
Kit Comprising :		LAD9R1	1640
1. A mechanical interlock LAD 9V2 without electrical interlocking	LC1D09 to D38	LAD9R1	1640
2. A set of power connections LAD 9V5 (parallel) and LAD 9V6 (reversing).			
Kit Comprising :		LAD9R3	3930
1. A mechanical interlock LAD 4CM	LC1D40A to D80A	LAD9R3	3930
2. A set of power connections LA9 D65A69.			



LAD9R1



LAD9R3

Description	For use with	Reference	Unit MRP [₹]
Star Delta Kit			
Time delay contact block LAD S2 (LC1D09...D80),	LC1D09 and D12	LAD91217	6215
Power circuit connections (LC1D09...D80),	LC1D18 to D32	LAD93217	7995
Hardware required for fixing the contactors onto the mounting plate (LC1D80)	LC1D40A and D50A	LAD9SD3	16155
	LC1D80	LA9D8017	17940



LAD91217



LAD9SD3



LA9D8017

Please contact Customer Care Center for Stockable and Non stockable status of references.

NORMAL STOCK ITEMS

W.E.F. January 30th, 2023

TeSys Control

TeSys Deca

Description	Time Delay Range	Timer Type	Reference	Unit MRP [₹]
On delay timer ^{(1) (2)}	15...30 s	on delay	LA4DT2U	5965
On delay timer ^{(1) (2)}	0.1...2 s	on delay	LA4DT0U	
On delay timer ^{(1) (2)}	25...500 s	on delay	LA4DT4U	6685
Relay interface module - 24V DC ^{(1) (2)}	-	-	LA4DFB	5495

(1) For LC1 D09...38A (3P, AC coils only) add mounting adaptor LAD4BB and for LC1 D40A...65A (3P, AC coils only), add mounting adaptor LAD4BB3.

(2) For LC1D80...150 (3P), direct mounting, for 100-250V AC Coils only.

Description	For use with	Reference	Unit MRP [₹]
TeSys Deca Model Mechanical Latch Blocks			
Front, Clip-on	LC1D09...D38 (a or c) LC1DT20...DT40 (a or c) LC1D40A...D65A (3P a or c) LC1DT60A and DT80A (4P a or c)	LAD6K10*	7170
	LC1D80...D150 (3P a) LC1D80 and D115 (3 P c) LC1D80 (4 P a) LC1D80 and D115 (4 P a) LP1D80 and LC1D115 (4 P c)	LA6DK20*	7485

* Reference to be completed by adding coil voltage code and recommended to check availability with Customer Care team

Coil Voltage Code

VOLTAGE (AC/DC)	24	42/48	110/127	220/240	380/415
Code	B	E	F	M	Q

Spare Coils TeSys Deca Model

Product Compatibility	Reference
AC Coils	
CAD, LC1-D09...D38, DT20..40	LXD1*
LC1D40A, D50A, D65A & LC1DT60A, DT80A	LXD3*
D80 & D95 (3P & 4P)	LX1D6*
LC1-D115, D150	LX1D8*
DC Coils	
LC1-D80-D95	LX4D7**
LC1-D115, D150	LX4D8**

* Reference to be completed by adding coil voltage code and recommended to check availability with Customer Care team

Coil Voltage Code

Type	Voltage (V)	24	110	220	415
AC*	CAD, LC1-D09...D38, DT20..40, LC1 - D150, LC1D40A, D50A, D65A & LC1DT60A, DT80A, LC1D150 LC1D80, D95, D115	B7	F7	M7	N7

Please contact Customer Care Center for Stockable and Non stockable status of references.

NORMAL STOCK ITEMS

W.E.F. January 30th, 2023

Accessories

Description	For use With	Contacts	Reference	Unit MRP [₹]	
Add On Blocks					
Additional instantaneous auxiliary contact blocks	LC1D09 ...LC1D150 & LC1F*	Front Mounted	1NO + 1NC	LADN11	535
			2NO	LADN20 ✓	
			2NC	LADN02	845
			2NO + 2NC	LADN22 ✓	965
			4NC	LADN04	1400
			4NO	LADN40 ✓	965
	1NO + 3NC	LADN13			
	LC1D80..LC1D95 & LC1F	Front Mounted	1NO	LADN10	470
			1NC	LADN01	

Description		Contacts	Reference	Unit MRP [₹]
Add On Blocks				
Additional instantaneous auxiliary contact blocks	Side Mounted ⁽¹⁾	1NO + 1NC	LAD8N11	2020
		2NO	LAD8N20	
Pneumatic timer blocks front mounted	ON delay	1NO + 1NC 0.1..3s	LADT0	3845
		1NO + 1NC 0.1..30s	LADT2	
		1NO + 1NC 10..180s	LADT4	4105
	1NO + 1NC 1..30s (2)	LADS2 ✓		
	1NO + 1NC 0.1 ..3s	LADR0	3845	
	OFF delay	1NO + 1NC 0.1 ..30s		LADR2 ✓
1NO + 1NC 10..180s		LADR4		

(1) Suitable for mounting on TeSys Deca range AC Coil Contactors and Control Relays only

(2) With Switching time of 40 ms between opening of the NC contact and closing of the NO contact recommended for Star - Delta Starters

Accessories compatibility

Contactors		Instantaneous Auxiliary Contacts					Time delay Front Mounted	
Type	Number of Poles and Size	Side mounted	Front mounted					
			1 contact	2 contact	4 contacts			
AC & AC/DC	3P	LC1D09...D38	1 on LH side	and	-	1	or 1	or 1
		LC1D40A...D80A	1 on LH or 1 on RH side	and	-	1	or 1	or 1
		LC1D80 and D95A (50/60 Hz)	1 on each side	or	2	and 1	or 1	or 1
		LC1D80 and D95A (50 or 60 Hz)	1 on each side	and	2	and 2	or 1	or 1
		LC1D115 and D150	1 on LH side	and	-	1	or 1	or 1
	4P	LC1DT20...DT40	1 on LH side	and	-	1	or 1	or 1
		LC1DT60A and DT80A	1 on LH or 1 on RH side	and	-	1	or 1	or 1
		LC1D40008, D65008 and D80	1 on each side	or	1	or 1	or 1	or 1
		LC1D115	1 on each side	and	1	or 1	or 1	or 1
		LC1D09...D38	-	-	-	1	or 1	or 1
DC	3P	LC1D40A...D80A	-	-	1	or 1	or 1	
		LC1D80 and D95	-	-	1	or 1	or 1	
		LC1D115 and D150	1 on LH side	and	-	1	or 1	or 1
	4P	LC1DT20...DT40	-	-	1	or 1	or 1	
		LC1DT60A and DT80A	-	-	1	or 1	or 1	
		LC1D40008, D65008 and D80	-	-	2	and 1	or 1	or 1
		LC1D115	1 on each side	-	-	and 1	or 1	or 1
LC ⁽³⁾	3P	LC1D09...D38	-	-	1	-	-	
	3P	LC1DT20...DT40	-	-	1	-	-	

(3) LC : Low consumption

Please contact Customer Care Center for Stockable and Non stockable status of references.

✓ NORMAL STOCK ITEMS

W.E.F. January 30th, 2023

TeSys Control

TeSys Deca

Accessories

Description	For use with	Reference	Unit MRP [₹]
For Contactor D115/150			
Contacts set - 3P	LC1D115	LA5D1158031	23480
Contacts set - 3P	LC1D150	LA5D150803	24340
Contacts set - 4P	LC1D1150046	LA5D115804	32365

Product Compatibility	Fixing	Control Circuit Voltage	Suppressor Type	Reference	Unit MRP [₹]
Coil Suppressor Modules					
LC1D12...D25 (4P)	Screw	110...240V AC	RC Circuit AC	LA4DA1U	1840
LC1D12...D25 (4P)		12...250V DC	Diode DC	LA4DC1U	2060
LC1D09...D38, LC2D09...D38, LC1DT20...DT40, LC2DT20...DT40 (3P)		24...48V AC	Varistor AC/DC	LAD4VE	1785
		24...48V AC 400Hz	RC Circuit AC	LAD4RCE	1615
		50...127V AC 200Hz	RC Circuit AC	LAD4RCG	1615
CAD		110...240V AC 100Hz	RC Circuit AC	LAD4RCU <input checked="" type="checkbox"/>	1785
		110...250V AC	Varistor AC/DC	LAD4VU	1785
LC1D80, LC1D95, LC2D80, LC2D95 (3P) LC2D80 (4P), LC1D40008, LC1D65008		24...250V DC	Diode DC	LA4DC3U	1840
		110...250V AC	Varistor AC/DC	LA4DE2U	1760
		24...48V AC 400Hz	RC Circuit AC	LA4DA2E	2775
		50...127V AC 200Hz	RC Circuit AC	LA4DA2G	2775
		110...240V AC 100Hz	RC Circuit AC	LA4DA2U	1840
		380...415V AC 150Hz	RC Circuit AC	LA4DA2N	2775
		24...48V DC	Varistor AC/DC	LA4DE3E	1840

Please contact Customer Care Center for Stockable and Non stockable status of references.

NORMAL STOCK ITEMS

W.E.F. January 30th, 2023

TeSys Control

TeSys Deca

Modular marking system simplifies identification of standard contactors in the control panel to enhance visibility of the safety chain

Simple, customisable modular marking system

Standard TeSys Deca contactors

Easy-to-attach covers:



Auxiliary blocks with safety chain identification also available for more contact points:

Standard TeSys Ultra motor starters

Translucent labels to identify safety-chain devices:



Flexibility to customise contactors included in the safety chain during panel building



Simpler and faster maintenance with 100% visibility



Safety covers and auxiliary blocks prevent screwdriver contact with poles

Complete safety-chain identification system

TeSys Deca range

Retrofit contactor safety covers



LAD9ET1S
9A upto 65A



LAD9ET3S
80A to 95A



LAD9ET4S
110A to 150A



LADN22S
2NO + 2NC

Also available for CAD32/CAD50

TeSys Ultra range

Retrofit identification label



LU9ET1S

Built in Safety

TeSys Ultra motor starters are certified according to IEC 60947-4-1 for safety applications thanks to integrated mirror contact

Description	For use with	Reference	Unit MRP [₹]
Red Cover (For safety chain indication)	LC1D09...D65A and DT20 .. DT80A	LAD9ET1S	765
Auxiliary Contact block with red front face- for safety chain indication	2NO + 2NC	LADN22S	1090

Please contact Customer Care Center for Stockable and Non stockable status of references.

NORMAL STOCK ITEMS

W.E.F. January 30th, 2023



New TeSys Giga Contactors and Relays Futuristic ready...

- **New generation** of high power contactors..115-800 A (AC-3)
- Advanced contact wear diagnostic for **predictive maintenance**
- **Modular design** for easy maintenance and short down times
- **Compact** design for less installation space consumption
- Less product references for **easier selection** and **reduced inventory**
- Right choice for a wide range of **demanding applications!!**



se.com/in/TeSys

TeSys Control

TeSys Giga

A comprehensive range of TeSys Giga Contactors that are available in 'Advanced' and 'Standard' versions, in 3 sizes, covering several ratings.
A common range of auxiliary contacts and accessories, enabling high flexibility and simplicity.

> TeSys Giga Contactors - Standard version



Power & control

- 3 or 4 power poles
- 115 to 800A⁽¹⁾ (AC-3)
- 200 to 1050A⁽¹⁾ (AC-1)
- Embedded 1 NO + 1 NC auxiliary contacts
- Push-in type terminals for coils & control

Remote control

- 48-130V, 100-250V AC/DC coils
- Wide voltage range coils (direct coil control)
- Embedded surge-suppressor

Diagnostic

- Embedded wear diagnostic
- Embedded control voltages diagnostic
- Self diagnosis function
- Local alarm signaling (LED)

Mounting

- 'Cabling memory' adapter enables maintenance without removing power cables and busbar connections. (Provided as an accessory in standard version)

> TeSys Giga Contactors - Advanced version



Power & control

- 3 or 4 power poles
- 115 to 800A⁽¹⁾ (AC-3)
- 200 to 1050A⁽¹⁾ (AC-1)
- Embedded 1 NO + 1 NC auxiliary contacts
- Push-in type terminals for coils & control

Remote control

- 24-48V, 48-130V, 200-500V AC/DC coils
- Low consumption coils
- Wide voltage range coils (direct coil control)
- Digital control input (PLC output digital coil control)
- Embedded surge suppressor

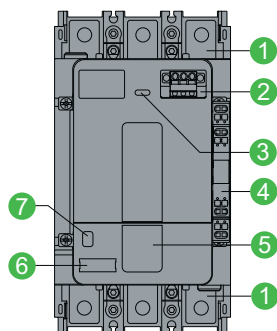
Diagnostic

- Embedded wear diagnostic
- Embedded control voltages diagnostic
- Self diagnosis function
- Local alarm signaling (LED)
- Remote wear diagnostic signaling kit (accessory)

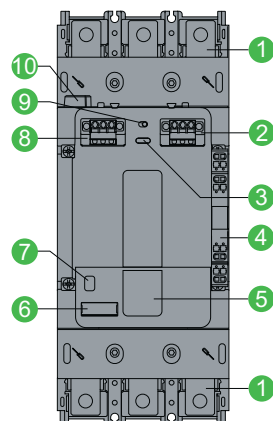
Mounting

- 'Cabling memory' adapter enables maintenance without removing power cables and busbar connections. (Provided as default in advanced version)

(1) 630A and 800A (AC-3) and 1050A (AC-1) contactors shall be launched in Q2 2022.



Standard (*N) version



Advanced (*A) version

- 1 Power connection (cable memory kit provided with Advanced version contactor)
- 2 A1-A2 coil terminal
- 3 Contact wear diagnosis LED
- 4 1 NO + 1 NC auxiliary contact
- 5 QR code
- 6 Label holder
- 7 Status indicator
- 8 PLC control terminal
- 9 PLC control ON/OFF switch
- 10 Connector for Remote Wear Diagnostic (RWD) module

*Product references finishing by A or N.

TeSys Control

TeSys Giga

TeSys Giga Power Contactors (3 Pole AC and DC)



Future ready:

Continuous local and remote monitoring of contact wear optimizes the predictive maintenance by allowing you to replace contacts only when necessary, facilitated by diagnostic visual indicator.

- Current Rating: 115-800⁽¹⁾ A AC3 rating; and AC1 upto 1050⁽¹⁾ A
- Universal AC/DC electronic wideband coil
- Fuseless Type 2 Co-ordination charts as per IEC60947-4-1 available
- Conformity to International Standards – IEC, UL, CSA, CE

[Ie] Rated Operational Current AC-1	Motor Power (Long Life) AC-3			Standard version Reference	Unit MRP [₹]	Advanced version Reference	Unit MRP [₹]
	kW	HP	A				
250	59	80	115	LC1G115***N	29540	LC1G115***A	On Request
275	80	110	150	LC1G150***N	37665	LC1G150***A	
305	100	135	185	LC1G185***N	46680	LC1G185***A	
330	110	150	225	LC1G225***N	50230	LC1G225***A	
385	140	190	265	LC1G265***N	61740	LC1G265***A	
440	180	245	330	LC1G330***N	74660	LC1G330***A	
550	220	300	400	LC1G400***N	90235	LC1G400***A	
700	280	380	500	LC1G500***N	125180	LC1G500***A	

TeSys Giga Power Contactors (4 Pole AC and DC)

[Ie] Rated Operational Current AC-1	Power Pole Composition	Standard version Reference	Unit MRP [₹]	Advanced version Reference	Unit MRP [₹]
275	4 NO	LC1G1504***N	55765	LC1G1504***A	
305	4 NO	LC1G1854***N	69680	LC1G1854***A	
330	4 NO	LC1G2254***N	81850	LC1G2254***A	
385	4 NO	LC1G2654***N	91515	LC1G2654***A	
440	4 NO	LC1G3304***N	106500	LC1G3304***A	
550	4 NO	LC1G4004***N	132360	LC1G4004***A	
700	4 NO	LC1G5004***N	195050	LC1G5004***A	

Standard Coil Reference(***N)	Voltages (AC/DC)
EHEN	48-130
KUEN	100-250
Standard Coil Reference(***A)	Voltages (AC/DC)
LSEA ⁽¹⁾	200-500
BEEA ^{(1) (2)}	24-48

- 1: Advanced version (Price on request)
2: Available upto 500 A

Accessories - TeSys Giga

Add On Blocks	Push In Type Terminal	Position	Contacts	Reference	Unit MRP [₹]
Auxiliary contact module	1st left or 1st right	Side Mounted ⁽¹⁾	1 NO+1NC	LAG8N113P	1325
		Side Mounted	2 NO	LAG8N203P	1720
	2nd left or right	Side Mounted	1 NO+1NC	LAG8N113	1325
		Side Mounted	2 NO	LAG8N203	1720

(1) Always supplied with TeSys Giga LC1G contactors, fitted to the right side lateral face.

Mechanical interlock between contactors ⁽¹⁾	Reference	Unit MRP [₹]
For Use With Contactor		
Between Identical contactor frames	LA9G970	2420
Between LC1G(265-500) and LC1G(185-225)	LA9G971	
LC1G630 to LC1G800 and LC1G265 to LC1G500	LA9G972	

(1) Maximum 3 auxiliary contacts can be installed between 2 contactors with mechanical interlock kit.

* to be launched in Q2 2022



EcoStruxure™ Motor Control Configuration



Product Selector for TeSys Giga



EcoStruxure™ Motor Management Design

Please contact Customer Care Center for Stockable and Non stockable status of references.

NORMAL STOCK ITEMS

W.E.F. January 30th, 2023

TeSys H - Ultra Compact Hybrid Motor Starters

The most compact 3 KW / 400 V starter in the world



Up to 75 % of space reduction

- Ultra-compact 22.5 mm starter
- Reversing starter in the same width
- Maximum space savings for group starter architecture

Long electrical durability

- Suitable for high demanding application
- 30 000 000 of AC53a electrical cycles

> With printed QR code, referring directly to the product data sheet.

Easy Design

- Wide range setting motor protection
- Automatic, manual or remote reset after thermal trip
- Wide range of control voltage

Easy to integrate

- Direct mounting installation on DIN rail
- Control terminals on the upper side
- Power terminal on the lower side

It is recommended to check with Customer care team for selection, recommendation ,and availability of stockable and non stockable references









☑ NORMAL STOCK ITEMS

W.E.F. January 30th, 2023

TeSys Protection Range

TeSys has the most rugged and reliable solution to manage motors

Please find a quick range overview below

	TeSys Power		TeSys Protect				TeSys Active		
Feature	Motor Protection Circuit Breakers		Overload Relays		Multi function Relays		TeSys Ultra	TeSys T	TeSys Island
TeSys Range of Products	GV2P, GV4P GV3P, GV2ME	GV4PEM	LR2K, LRD, LR9D, LR9F	LR9G	EOCR				
									
Short circuit									
Causes of overheating									
Slight overload									
Locked rotor									
Ventilation fault With probes							With Probes	With Probes	
Abnormal temperature rise								With Probes	
Shaft bearing seizure									
Insulation fault					With CBCT				
Long starting time Adjustable Adjustable		Adjustable			Adjustable	Adjustable	Adjustable	Adjustable	
Heavy duty			LR9D only						
Voltage variation (Derived)									
Causes of phase variation									
Phase reversal									
Phase losses									
Phase imbalance									
Earth fault	GV4P only								
Historic fault, Pre-Alarming				Possible Pre alarm					

Protection Relays for Motor Safety

Providing Motor Safety
tailored to your needs



TeSys Protect

TeSys K, TeSys Deca, TeSys F, TeSys Giga

Thermal Overload Relays - TeSys K Series (Direct Mounting)



- Conformance to IEC, UL, CSA, CE
- Range : 0.1A to 16A
- Direct & Independent mounting
- Trip class 10A

Thermal Protection Adjustment	For Use With	For Use With	Unit MRP [₹]	
0.11...0.16	LC1K, LP1K, LP4K, LP2K, LC2K	LR2K0301	2455	
0.16...0.23		LR2K0302		
0.23...0.36		LR2K0303		
0.36...0.54		LR2K0304		
0.54...0.8		LR2K0305		
0.8...1.2		LR2K0306		
1.2...1.8		LR2K0307		
1.8...2.6		LR2K0308		
2.6...3.7		LR2K0310		
3.7...5.5		LR2K0312		
5.5...8		LR2K0314		
8...11.5		LR2K0316		
10...14		LR2K0321		2535
12...16		LR2K0322		

*Note: Terminal Block for Clip-on Mounting LA7K0064


Thermal Overload Relays - TeSys Deca Series



- Conformance to IEC, UL, CSA
- Range : 0.1A to 104A
- Higher operating temperature
- Tripping class 10A & 20 available
- Direct mounting on contactor is possible upto 95A

Thermal Protection Adjustment Range	For Use With	Reference*	Unit MRP [₹]	
LRD Model (Direct Mounting)				
0.1...0.16	GV2L03, LE03, LC1D09...LC1D38	LRD01	2470	
0.16...0.25		LRD02		
0.25...0.4		LRD03		
0.4...0.63		LRD04		
0.63...1		LRD05 ✓		
1...1.6		LRD06 ✓		
1.6...2.5		LRD07 ✓		
2.5...4		LRD08 ✓		
4...6		LRD10 ✓		
5.5...8		LRD12 ✓		
7...10		LRD14 ✓		
9...13		LRD16 ✓		
12...18		LRD21 ✓		2770
16...24		GV2L22, LC1D25...D38		
23...32	LC1D25...LC1D38, LC1D32	LRD32 ✓	4590	
30...38	LC1D32, LC1D38	LRD35		
23...32	LC1D40A...D65a	LRD332	5080	
30...40	LC1D80...LC1D95	LRD3353		
30...40	LC1D40A...D65a	LRD340		
30...40	LC1D80...LC1D95	LRD3355		
37...50	LC1D40A...D65a	LRD350 ✓	6965	
	LC1D80...LC1D95	LRD3357	8330	
48...65	LC1D40A...D65a	LRD365	8940	
62...80	LC1D80A	LRD380	9325	
48...65	LC1D80...LC1D95	LRD3359	8940	
63...80	LC1D80...LC1D95	LRD3363	9700	
80...104	LC1D80, LC1D95	LRD3365	11975	

Electronic Overload Relay - TeSys Deca Series



- Conformance to IEC, UL, CSA
- Range : 0.1A to 32A
- 5:1 Adjustment range
- High Operating Temperature
- Field selectable tripping class : 5,10, 20 & 30
- Type 1 & Type 2 Co-ordination chart available

Current Range	For Use With	Reference*	Unit MRP [₹]
0.1...0.5	LC1D09 - 38A Direct Mounting	LR9D01	11215
0.4...2.0		LR9D02	11515
1.6...8.0		LR9D08	
6.4...32		LR9D32	12880

*Note: For LR9D01 to LR9D32 - Terminal Block for Clip on Mounting LAD7B205.

Electronic Overload Relay - TeSys Giga Series



- Wide range of protection with only 4 references (28A to 630A)
- Switchable protection against ground fault and phase imbalance
- ON status and overload alarm signaling by LED
- Direct mounting of relay with contactors saving in panel space and installation time
- Selectable Trip class from 5E to class 30E to suit different application needs

Thermal Protection Adjustment Range	Reference	Unit MRP [₹]
28...115 A	LR9G115	19080
57...225 A	LR9G225	22260
125...500 A	LR9G500	26180
160...630 A	LR9G630*	on request

*Note:

- For LRD01...LRD35 - Terminal Block for clip-on Mounting LAD7B106
- For LRD33** - Terminal Block for clip-on Mounting LA7D3064 ✓
- For LRD332, LRD340, LRD350 & LRD365 - Connection block for separate mounting LAD96560
- The LRD relays can be used for AC or DC current up to 104A
- For long starting, Class 20 relays are available on request.
- Device for remote tripping and electrical reset is available on request.

Please contact Customer Care Center for Stockable and Non stockable status of references.

✓ NORMAL STOCK ITEMS

W.E.F. January 30th, 2023

Advanced Motor Protection

High performance protection
for your application



EOLR Electronic Overload Relay

- Precise Overload Protection
- Wide operating Range 5:1
- Higher Operating Temperature
- Selectable Trip Class



EOCR Electronic Over Current Relay

- Compact and Robust
- Advanced current protections
- Suitable for 1-phase and 3-phase applications
- Suitable for motors upto 400A
- Pass-through CT for electrical isolation

TeSys Protect

EOLR, EOCR

EOLR

Electronic Overload Relay

- Conformance to IEC, UL, CSA
- Range : 0.1A to 630A
- High Operating Temperature
- Field selectable tripping class : 5,10, 20 & 30
- Type 1 & Type 2 Co-ordination chart available

Current Range	For Use With	Reference*	Unit MRP [₹]
LR9-D Electronic Protection Relays			
0.1...0.5		LR9D01	11215
0.4...2.0	LC1D09 - 38A Direct Mounting	LR9D02	11515
1.6...8.0		LR9D08	
6.4...32		LR9D32	12880
LR9-G Electronic Protection Relays			
28...115		LR9G115	19080
57...225	LC1G115 - 630A Direct Mounting	LR9G225	22260
125...500		LR9G500	26180
160...630		LR9G630	On Request

Note: For LR9D01 to LR9D32 - Terminal Block for Clip on Mounting LAD7B205.

Analog EOCR

- Compact
- Protection against over current/phase loss/locked rotor (phase loss/locked rotor operates by over current)
- Manual (instant)/electrical reset
- NVR (No Volt Release) function / Fail Safe
- Suitable for single-phase / 3-phase motors
- LED (operation display and active current display)

EOCR SS

- Without Display



EOCR SS			
Current Range	Control Voltage	Reference	Unit MRP [₹]
0.5-6	24-240V AC/DC	EOCRSS-05S	6470
3-30	24-240V AC/DC	EOCRSS-30S	
5-60	24-240V AC/DC	EOCRSS-60S	

Note: 2 SPST output contacts

To order an EOCR-SS:

E 0 C R S S - 0 5 S

1 2

1	Current Setting Range	5	0.5-6A	For 60A or higher, combine 05 Type and an external CT (secondary 5A) for use
		30	3.0-30A	
		60	5.0-60A	
2	Operating Power Supply	S	24-240V AC/DC	
		W	380-440V AC	

Note: For a CT combination type, please write an accessory code from the CT Order Codes separately.

Protection Relay Selection Table

Features/product	EOLR		EOCR	
	LR9D/LR9G	SS/SSD	3DM2/FDM2	3MZ2/FMZ2/3BZ2/FBZ2
Precise Overload Protection (Inverse Time)				
Over Current Protection (Definite Time)				
Selectable Trip Clas 5-30				
Current Unbalance Protection	LR9G Only			
Locked Rotor, Phase Loss		*		
Under current Protection				
Ground Current Protection	LR9G Only			
Current Measurement	3CT	2CT	3CT	3CT
Current Display		#		
Direct Mounting on Contactor	\$			
Fault History				
Configurable protection functions				

* - over current based protection

- with SSD

\$ - upto 38 Amps

Possible solution

Ideal solution

EOCR SSD

- With Display (Operating Current & Trip Cause)



EOCR SSD			
Current Range	Control Voltage	Reference	Unit MRP [₹]
0.5-6	24-240V AC/DC	EOCRSSD-05S	9680
3-30	24-240V AC/DC	EOCRSSD-30S	
5-60	24-240V AC/DC	EOCRSSD-60S	

Note: 2 SPST output contacts

To order an EOCR-SS:

E 0 C R S S D - 0 5 S

1 2

1	Current Setting Range	5	0.5-6A	For 60A or higher, combine 05Type and an external CT (secondary 5A) for use
		30	3.0-30A	
		60	5.0-60A	
2	Operating Power Supply	S	24-240V AC/DC	
		W	380-440V AC	

Note: For a CT combination type, please write an accessory code from the CT Order Codes separately.

Please contact Customer Care Center for Stockable and Non stockable status of references.

NORMAL STOCK ITEMS

W.E.F. January 30th, 2023

TeSys Protect EOCR

Digital EOCR



Selection Table for Digital EOCR

3 D M 2 - W R D U W Z
 1 2 3 4 5 6

1	Digital Electronic Over-current Relay	3DM2/ FDM2	Without Ground Fault Protection
		3MZ2/ FMZ2	With Ground Fault Protection with External ZCT
		3BZ2/ FBZ2	With Ground Fault Protection inbuilt ZCT
	Built-in display	3●●2	Flush mounting display F●●2
No	Item	Type	Current Range
2	Standard	WR	0.5...80A
3	Relay Output	D	b (95-96), a(97-98), a(07-08) 3DM2, FDM2
		A	a(97-98): OL, a(57-58): GF
		C	b(95-96), a(97-98): OL/GF
		D	b(95-96) : OL, a(57-58): GF*
4	Control Power	B	AC/DC 24V
		U	AC/DC 100~240V
5	Wiring Method	W	Window-hole type*
		H	Bottom-hole type
6	Version	Z	New version

* Not Possible with 3BZ2/FBZ2

- Micro-controller unit based
- Real time processing / High precision
- Protections : Over current, Under current, Phase loss, Phase reversal, Stall, Jam, Current Imbalance, Earth fault (3MZ2/FMZ2/3BZ2/FBZ2)
- Current Rating - 0.5 to 400A
- Bar graph indication of a load current to the current setting.
- Ancillary functions : Fail safe, Accumulated running hour, 3 faults records & limitation of auto-restart.
- Individual phase I-THD monitoring
- Suitable low Frequency Operation
- Communication capable RS485 (Optional)

Digital EOCR				
Current Range	Control Voltage	Reference	Description	Unit MRP [₹]
0.5-80A	100-240V AC/DC	3DM2-WRDUWZ		20420
		3DM2-WRDUHZ	Without ground - fault protection	22085
		FDM2-WRDUWZ		
		FDM2-WRDUHZ		
		3MZ2-WRAUWZ		20695
		3MZ2-WRAUHZ		
		3MZ2-WRCUWZ		
		3MZ2-WRCUHZ		
		3MZ2-WRDUWZ		
		3MZ2-WRDUHZ	With ground - fault protection	
		FMZ2-WRAUWZ		24845
		FMZ2-WRAUHZ		
		FMZ2-WRCUWZ		
		FMZ2-WRCUHZ		
		FMZ2-WRDUWZ		
		FMZ2-WRDUHZ		
3BZ2-WRAUHZ		30040		
3BZ2-WRCUHZ	With ground - fault protection (inbuilt ZCT)	30525		
FBZ2-WRAUHZ				
FBZ2-WRCUHZ				

EOCR Accessories

ZCT - Ground Fault Protection			
Reference	Description	Unit MRP [₹]	
ZCT-035-Z	ZCT EP 35 mm	On Request	
ZCT-080-Z	ZCT EP 80 mm	8795	
ZCT-120-Z	ZCT EP 120 mm	14470	

Display Cable for FDM2/FMZ2/FBZ2			
Reference	Description	Unit MRP [₹]	
CABLE-RJ45-001Q	CABLE 1M	2365	

ZCT - Ground Fault Protection
 3CT - H1 - 100 - Z
 1

Reference	Description	Unit MRP [₹]
H1-100-Z	Square 3CT 100:5	5200
HH-150-Z	Square 3CT 150:5	6440
H2-200-Z	Square 3CT 200:5	7100
H3-300-Z	Square 3CT 300:5	7475
H4-400-Z	Square 3CT 400:5	8795

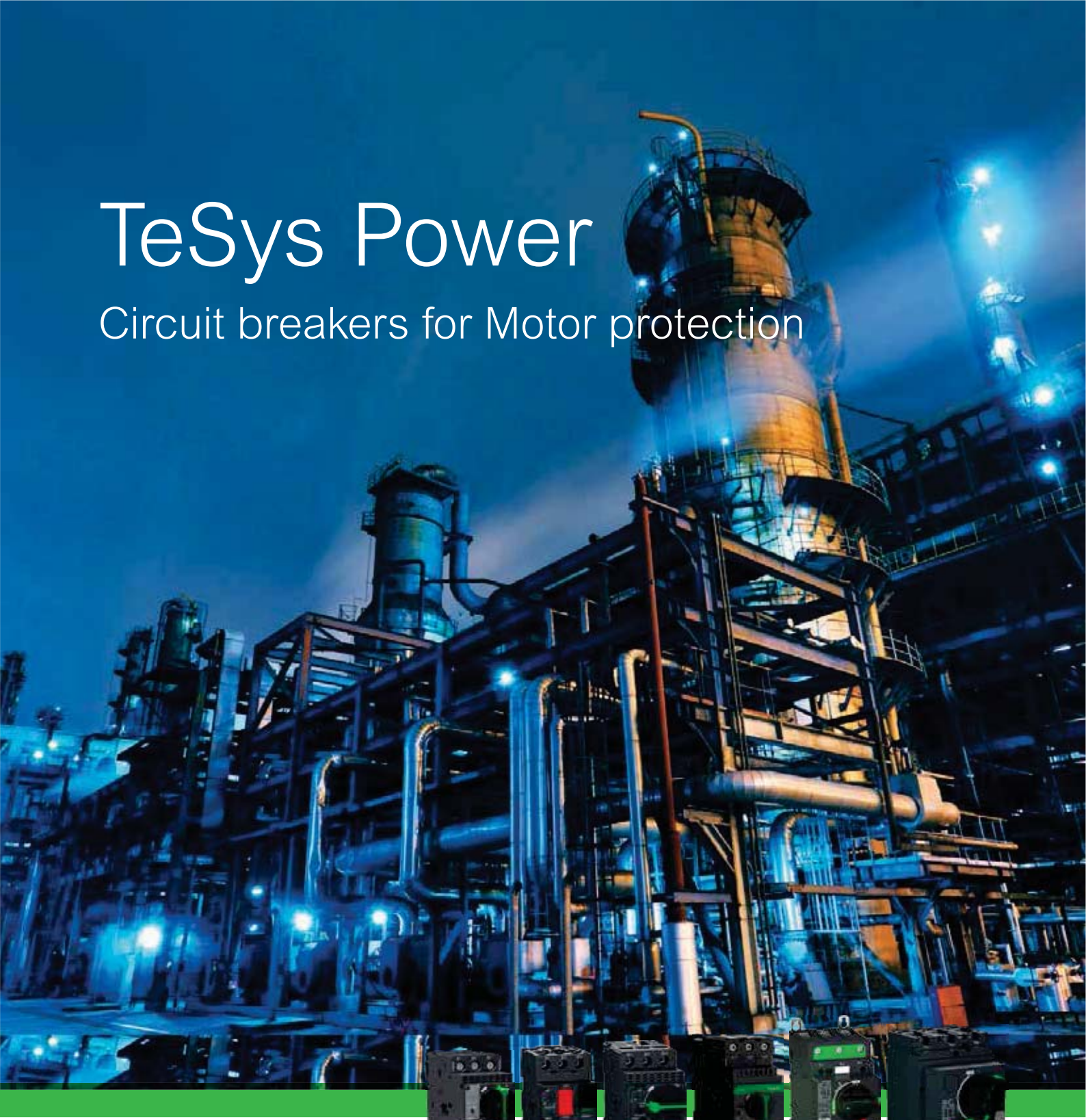
Please contact Customer Care Center for Stockable and Non stockable status of references.

NORMAL STOCK ITEMS

W.E.F. January 30th, 2023

TeSys Power

Circuit breakers for Motor protection



Circuit breakers for motor protection and control

TeSys Deca and TeSys Giga Circuit Breakers provide compact, reliable and efficient solutions:

- Isolation
- Protection against short circuits and overloads
- Control of motors from 0.06 to 250 kW.
- Conforming to global standards.(IEC/EN/UL/CSA)



For more information
on motor protection
circuit breakers

se.com/in/TeSys

TeSys Power

Circuit Breakers for Motor Protection

Magnetic Circuit Breaker



- Conformance to IEC 60947 -1,-2,-4
- Magnetic circuit breakers range from 0.1-80 Amps
- High Breaking capacity up to 100kA
- Wide range of accessories

Breaking Capacity at 415V 50Hz	Motor Power AC-3**		Magnetic Protection Rating (A)	Reference	Unit MRP [₹]
	kW	HP			
With Rocker Lever Control (Economy)*					
100kA	0.09	-	0.4	GV2LE03	5215
	0.18	-	0.63	GV2LE04	
	0.37	0.5	1	GV2LE05	
	0.55	-	1.6	GV2LE06	
	1.1	1.5	2.5	GV2LE07	
	1.5	2	4	GV2LE08	
	2.2	3	6.3	GV2LE10	
	3	5.5	10	GV2LE14	
15kA	5.5	7.5	14	GV2LE16	6055
	7.5	10	18	GV2LE20	
10kA	11	15	25	GV2LE22	10290
	15	20	32	GV2LE32	
With Rotary Handle Control*					
100kA	0.09	-	0.4	GV2L03	5985
	0.18	-	0.63	GV2L04	
	0.37	0.5	1	GV2L05	
	0.55	-	1.6	GV2L06	
	1.1	1.5	2.5	GV2L07	
	1.1	2	4	GV2L08	
	2.2	3	6.3	GV2L10	
	4	5.5	10	GV2L14	
50kA	5.5	7.5	14	GV2L16	16720
	7.5	10	18	GV2L20	
	11	15	25	GV2L22	
	15	20	32	GV2L32	
	18.5	25	40	GV3L40	
	22	29	50	GV3L50	
	30	40	65	GV3L65	
	37	50	73	GV3L73	
With Toggle Control					
50kA	37	50	80	GV4LE80N6	17080
	55	74	115	GV4LE115N6	
	75	101	150	LV430832	On Request
	110	147	220	LV431752	
	160	214	320	LV432749	
	200	268	500	LV432949	

* Conforming to IEC 60947-2-3-4

** 50/60Hz - 415V

• GV2-L with the TeSys Deca contactor and LRD overload relay provides Type 2 Co-ordination

** 50/60Hz - 415V

(1) With GV1-L3 current limiter, breaking capacity can be increased to 100kA. Combination of the GV2-M with the TeSys Deca provides Type 2 Co-ordination.

(2) With GV1-L3 current limiter, breaking capacity can be increased to 100kA. Combination of the GV2-P with the TeSys Deca provides Type 2 Co-ordination.

Thermal Magnetic Circuit Breaker



- Conformance to IEC 60947 -1,-2,-4, conformity to International Standards - UL, CSA, CE
- Thermal magnetic circuit breakers range from 0.1-220 Amps
- High Breaking capacity up to 100kA
- Wide range of accessories
- S-shaped busbar for side-by-side connection with 40 - 65A Contactor

Breaking Capacity at 415V 50Hz	Motor Power AC-3**		Thermal Protection Adjustment Range	Reference	Unit MRP [₹]	
	kW	HP				
With Push Button Control (Economy)						
100kA	-	-	0.1 - 0.16	GV2ME01	5495	
	0.06	-	0.16 - 0.25	GV2ME02		
	0.09	-	0.25 - 0.40	GV2ME03	5845	
	0.18	-	0.40 - 0.63	GV2ME04		
	0.37	0.5	0.63 - 1.0	GV2ME05	5975	
	0.55	0.75	1.0 - 1.6	GV2ME06		
	0.75	1	1.6 - 2.5	GV2ME07	6180	
	1.1	2	2.5 - 4	GV2ME08		
15kA ⁽¹⁾	2.2	3	4 - 6.3	GV2ME10	6930	
	3	5.5	6 - 10	GV2ME14		
	5.5	7.5	9 - 14	GV2ME16	7455	
	7.5	10	13 - 18	GV2ME20		
10kA ⁽¹⁾	9	12.5	17 - 23	GV2ME21	7960	
	11	15	20 - 25	GV2ME22	7960	
	15	20	24 - 32	GV2ME32	12895	
With Rotary Handle Control						
100kA	-	-	0.1 - 0.16	GV2P01	5375	
	0.06	-	0.16 - 0.25	GV2P02		
	0.09	-	0.25 - 0.40	GV2P03	6160	
	0.18	-	0.40 - 0.63	GV2P04		
	0.37	0.5	0.63 - 1.0	GV2P05	6350	
	0.55	0.75	1.0 - 1.6	GV2P06		
	0.75	1	1.6 - 2.5	GV2P07	6775	
	1.1	2	2.5 - 4	GV2P08		
50kA ⁽²⁾	2.2	3	4 - 6.3	GV2P10	8320	
	3	5.5	6 - 10	GV2P14		
	5.5	7.5	9 - 14	GV2P16	9605	
	7.5	10	13 - 18	GV2P20		
35kA ⁽²⁾	9	12.5	17 - 23	GV2P21	16185	
	11	15	20 - 25	GV2P22		
50kA	18.5		30...40	GV3P40	19000	
	22		37...50	GV3P50	23560	
	30		48...65	GV3P65	24165	
	37		62...73	GV3P73	24700	
	With Toggle Control					
	50kA	37	49.58	40...80	GV4PE80N6	22140
55		73.7	65...115	GV4PE115N6		
With Direct Rotary Handle						
70kA	75	101	70...150	GV5P150H	45030	
	110	147	100...220	GV5P220H	52530	
	160	214	160...320	GV6P320H	67545	
	200	268	250...500	GV6P500H	93060	

It is recommended to check with Customer care team for selection, recommendation, and availability of stockable and non stockable references

✓ NORMAL STOCK ITEMS

W.E.F. January 30th, 2023

TeSys Power

Circuit Breakers for Motor Protection

GV4LE



- IEC/EN 60947-1, IEC/EN 60947-2, CCC, EAC
- Can be used with class 5, 10 or 20 relay
- Short Circuit Protection with an adjustable pick-up $I_n = 6$ to 14 In.
- From 0.25 - 55kW

Magnetic Toggle Control

Motor Power AC-3 (400/415V AC)		In	Magnetic Setting Range	25kA Breaking Capacity		50kA Breaking Capacity		100kA Breaking Capacity	
kW	HP	(A)	A	Reference	Unit MRP [₹]	Reference	Unit MRP [₹]	Reference	Unit MRP [₹]
0.25..0.75	0.3..1	2	12..28	-	-	GV4LE02N6	On Request	GV4LE02S6	On Request
0.55..1.5	0.7..2	3.5	21..49	-	-	GV4LE03N6		GV4LE03S6	
1.5..3	2.4	7	42..96	-	-	GV4LE07N6		GV4LE07S6	
3..5.5	4..7.5	12.5	75..175	-	-	GV4LE12N6		GV4LE12S6	
5.5..11	7.5..14	25	150..350	GV4LE25B6	On Request	GV4LE25N6		GV4LE25S6	
11..22	15..30	50	300..700	GV4LE50B6		GV4LE50N6		GV4LE50S6	
18.5..37	25..50	80	480..1120	GV4LE80B6		GV4LE80N6		GV4LE80S6	
30..55	40..75	115	690..1610	GV4LE115B6		GV4LE115N6		GV4LE115S6	

Note: For Everlink termination please order after removing the 6 at the end Eg. GV4LE115N

GV4PE



- IEC/EN 60947-1, IEC/EN 60947-2, IEC/EN 60947-4-1, UL 60497-4-1, CCC, EAC, CSA
- Overload or thermal protection
- Short time delay protection
- Short circuit protection
- Fixed Ground fault protection
- Phase unbalance or phase loss
- Front indications through LED
- Variable Trip class : Trip Class 10/ Trip Class 20

Thermal Magnetic Protection Toggle Control

Motor Power AC-3 (400/415V AC)		In	Magnetic Setting Range	25kA Breaking Capacity		50kA Breaking Capacity		100kA Breaking Capacity	
kW	HP	(A)	A	Reference	Unit MRP [₹]	Reference	Unit MRP [₹]	Reference	Unit MRP [₹]
0.25..0.75	0.3..1	2	0.8..2	-	-	GV4PE02N6	On Request	GV4PE02S6	On Request
0.55..1.5	0.7..2	3.5	1.4..3.5	-	-	GV4PE03N6		GV4PE03S6	
1.5..3	2.4	7	2.9..7	-	-	GV4PE07N6		GV4PE07S6	
3..5.5	4..7.5	12.5	5..12.5	-	-	GV4PE12N6		GV4PE12S6	
5.5..11	7.5..14	25	10..25	GV4PE25B6	On Request	GV4PE25N6		GV4PE25S6	
11..22	15..30	50	20..50	GV4PE50B6		GV4PE50N6		GV4PE50S6	
18.5..37	25..50	80	40..80	GV4PE80B6		GV4PE80N6		GV4PE80S6	
30..55	40..75	115	65..115	GV4PE115B6		GV4PE115N6		GV4PE115S6	

Note: For Everlink version please order after removing the 6 at the end. Eg. GV4PE115N

Crimp Lug/busbar connection			
Description	Sold in lots of	Reference	
Crimped lug connector + screws	1	GV4LUG	
Transparent terminal shield for crimped lug connector	1	LAD96590	
Interphase barriers	6	LV426920	
Spreader 3-pole	To increase the pitch to 35 min	1	LV426940

It is recommended to check with Customer care team for selection, recommendation, and availability of stockable and non stockable references

NORMAL STOCK ITEMS

W.E.F. January 30th, 2023

TeSys Power

Circuit Breakers for Motor Protection

Accessories for GV4



MX Shunt Trip

- Trips the circuit breaker when the control voltage rises above 70% of rated voltage
- Shunt trip 110..130V AC is suitable.. etc for ground fault protection when combined with a Class I ground fault sensing element

MN Under Voltage Release

Trips the circuit breaker when the control voltage drops below 35% of its rated voltage

Description	Mounting	Voltage	References	Unit MRP [₹]
Mx Shunt Trip	Internal, Plug-In	220-240 VAC 50 Hz, 208-240 VAC 60 Hz, 277 VAC 60 Hz	GV4AS287	On Request
Mn Under Voltage Release	Internal, Plug-In	440-480 VAC 60 Hz	GV4AU486	

Auxiliary Contact Blocks



An auxiliary contact block provides one changeover contact with one common point for OF and SD function, depending on where it is inserted

Open/Close OF Function: indicates position of the circuit breaker contacts

Trip Alarm SD Function: indicates circuit breaker tripping due to:

- Electrical fault (overload, short circuit)
- Shunt trip/Undervoltage release
- "Push to Trip" Function

Resets when the circuit breaker is reset

Description	Maximum Number	Mounting	Type of Contacts	Reference	Unit MRP [₹]
Auxiliary Contact Block	2 (1 Each For OF or SD)	Internal Plug-In	NO + NC	GV4AE11	On Request

Rotary Handles

Description	Type	Degree of Protection	Reference	Unit MRP [₹]
Direct Mounting Rotary Handle	BLACK	IP40	GV4ADN01	On Request
	BLACK	IP54	GV4APN01	
Front Extended Rotary Handle (Min Shaft Length 214Mm/Max Shaft Length 627Mm)	RED HANDLE ON YELLOW BEZEL	IP54	GV4APN02	
	RED HANDLE ON YELLOW BEZEL	IP65	GV4APN04	

Connection Accessories

Description	Reference
Spreader 3-pole (To increase pitch to 35mm) (1 pce)	LV426940

It is recommended to check with Customer care team for selection, recommendation, and availability of stockable and non stockable references

NORMAL STOCK ITEMS

W.E.F. January 30th, 2023

TeSys Power

Circuit Breakers for Motor Protection

Accessories for Motor Circuit Breakers

Description	Reference	Unit MRP [₹]	
For GV2			
Front contact NO or NC ⁽¹⁾	GVAE1	1125	
Front contact NO + NC	GVAE11 <input checked="" type="checkbox"/>	1380	
	GVAE20	1525	
Side contact NO + NC	GVAN11 <input checked="" type="checkbox"/>	1665	
	GVAN20		
Fault signalling contact + 1NO contact ⁽²⁾	GVAD1010 <input checked="" type="checkbox"/>	2170	
Fault signalling contact + 1NC contact ⁽²⁾	GVAD1001		
Short circuit signalling contact block 1 C/O	GVAM11	2070	
Under voltage trip	110 ... 115V 50Hz	GVAU115	3960
	220 ... 240V 50Hz	GVAU225	
	380 ... 400V 50Hz	GVAU385	
Shunt trip	110 ... 115V 50Hz	GVAS115	3960
	220 ... 240V 50Hz	GVAS225	
	380 ... 400V 50Hz	GVAS385	
Additive limiter for increasing breaking capacity to 100kA for GV2ME and GV2P.	GV1L3	6390	
Connection block - GV2 with contactor LC1-D09..D38	GV2AF3	775	
Connection block - LS1 D32 or GV2 with Contactor LC1-K or LP1-K	GV2AF01	840	
Empty enclosure for GV2ME - plastic	GV2MP02	3675	
	GV2MC02	4035	

(1) Choice of NC or NO contact operation depending on which way round the reversible block is mounted.

(2) The GV-AD is always mounted next to the circuit breaker.

Busbars

Connection Pitch	No. of Tapoff Points	Reference	Unit MRP [₹]
For GV2			
45 mm	2	GV2G245	2165
	4	GV2G445	3405
54 mm	2	GV2G254	1980
	3	GV2G354	2225
	4	GV2G454	2790
72 mm	5	GV2G554	3020
	4	GV2G472	3415

Description	Reference	Unit MRP [₹]
Accessories for Busbars		
Terminal block - to supply one or more 3-pole busbar GV2	GV2G05	4280
Protective end covers for unused busbar outlets	GV1G10	755
Terminal block for connection from top	GV1G09	2235

Accessories for Motor Circuit Breakers

Description	Reference	Unit MRP [₹]
For GV2-P/GV2-L		
External operator - IP54, Black	GV2APN01 <input checked="" type="checkbox"/>	3930
External operator - IP54, Yellow/Red	GV2APN02	7315
Visible isolation block - for motor circuit breaker GV2	GV2AK00	3325
For GV3P/GV3L		
Auxiliary Contacts		
Front contact: 1 NO (fault) + 1NC (Auxiliary)	GVAED011	1435
Front contact: 1 NO (fault) + 1NO (Auxiliary)	GVAED101	1575
Busbar		
3-pole, 3 tap, 64 mm pitch	GV3G364	2080
S-shape bus bar	GV3S	1555
External Operator		
IP54, Black	GV3APN01	4740
IP54, Yellow/Red	GV3APN02	4590

Note: All other accessories are same as of GV2.

Busbars GV3G364 and GV3S are not compatible with GV3*73 and GV3*80.

Description	Operating Voltage	Reference	Unit MRP [₹]
For GV5 and GV6			
Auxiliary contact - 1 OC	-	GV7AE11 <input checked="" type="checkbox"/>	3295
Clip-on connector - upto 150 A - 1.5..95 mm ²	-	GV7AC021	1360
Clip-on connector- upto 220 A - 1.5..185 mm ²	-	GV7AC022	1870
Front rotary handle	-	GV7AP03	5665
GV7AP GV7R - black handle ⁽²⁾	-	GV7AP01	9850
Padlocking device - 1..3 padlocks Ø 5..8mm shank ⁽³⁾	-	GV7V01	1235
Terminal shields IP405 ⁽¹⁾	-	GV7AC01	3505

For GV5 and GV6

Shunt release	200...240 V AC 50/60 Hz	GV7AS207	7485
Under Voltage release	200...240 V AC 50/60 Hz	GV7AU207	7730

(1) Terminal shields cannot be used together with spreaders.

(2) For mounting direct rotary handle on enclosure door.

This accessory makes it possible to open the door if the device is closed and prevents the device from being closed if the door is open.

(3) For Circuit breaker not fitted with a rotary handle

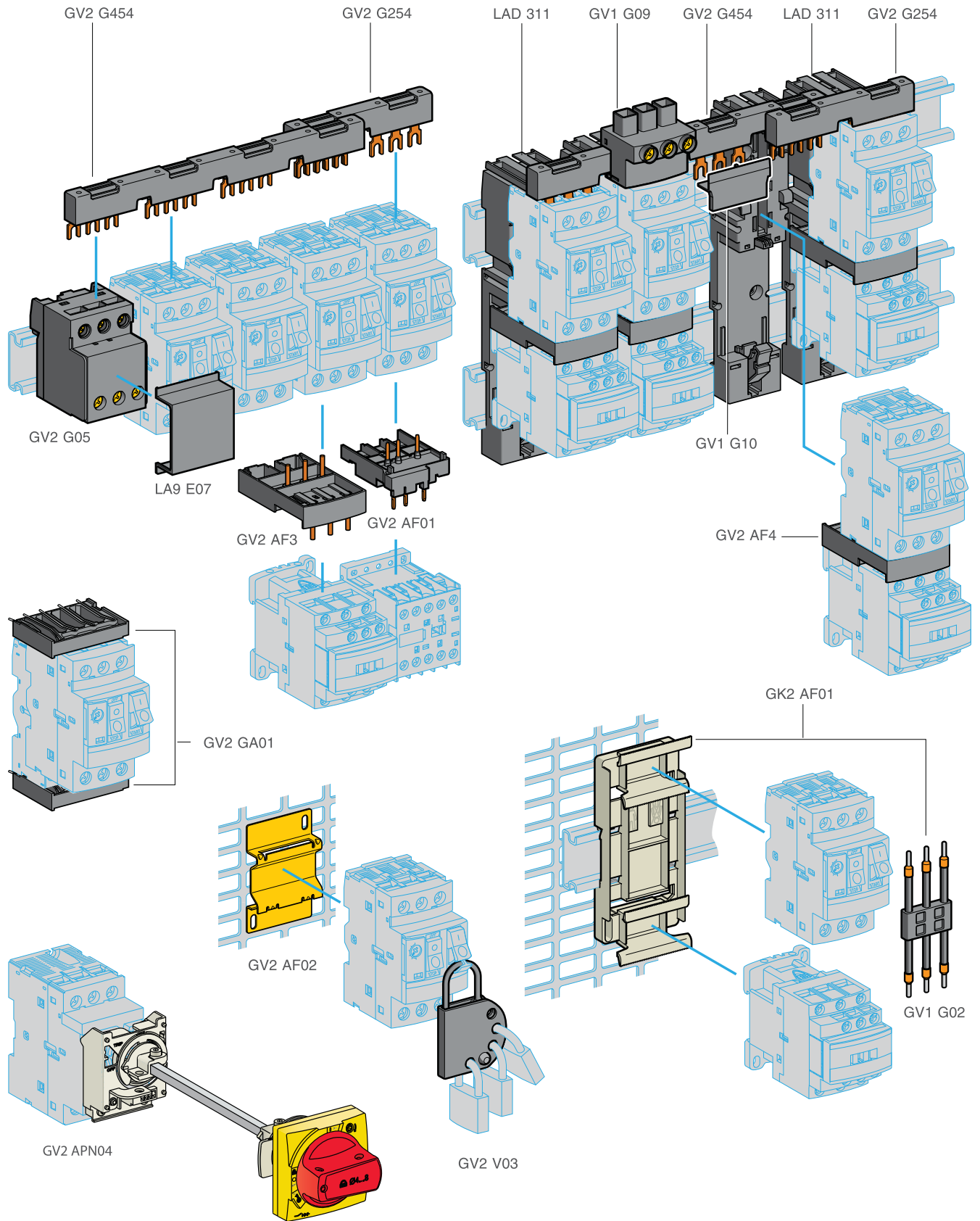
It is recommended to check with Customer care team for selection, recommendation, and availability of stockable and non stockable references

NORMAL STOCK ITEMS

W.E.F. January 30th, 2023

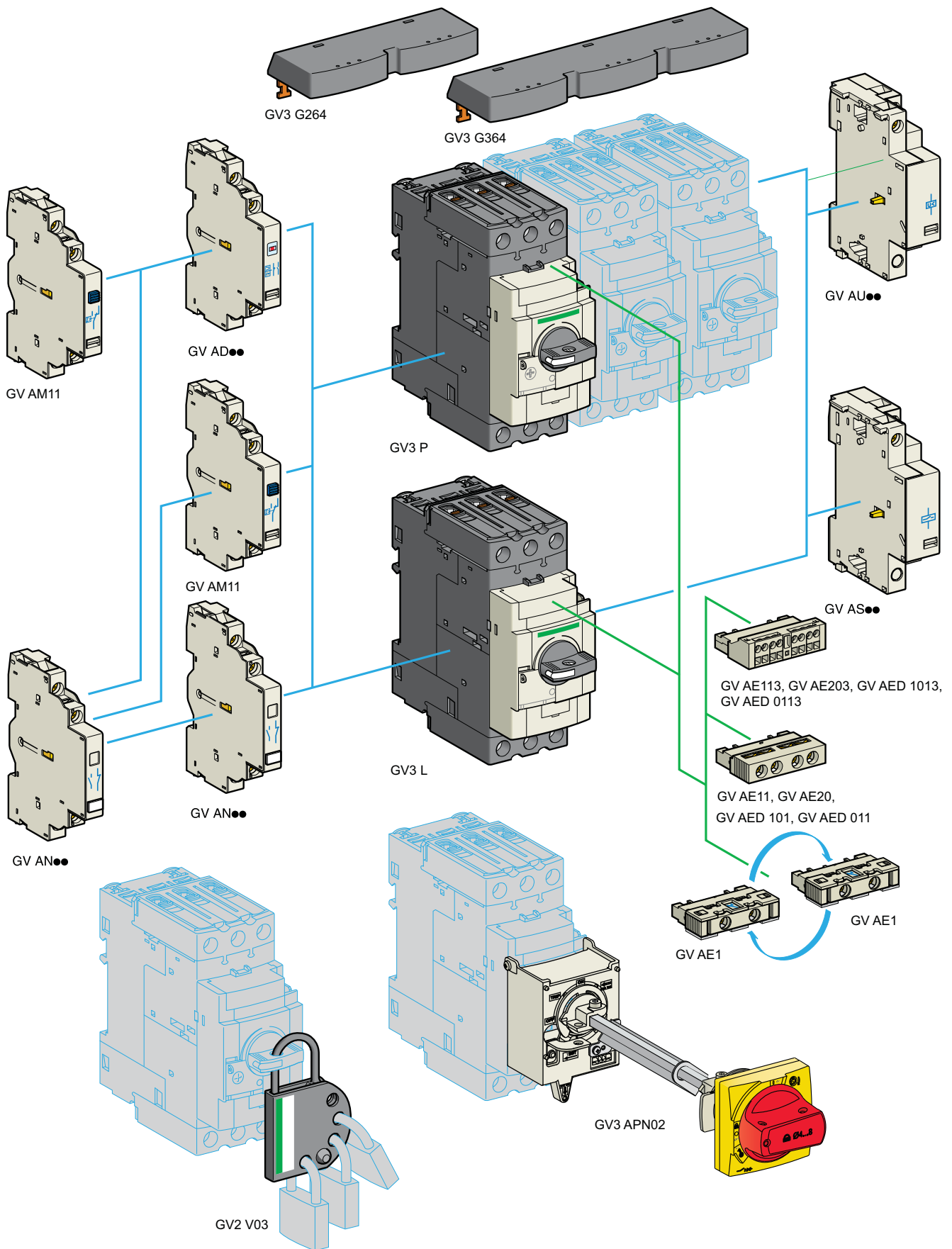
TeSys

Accessories compatibility

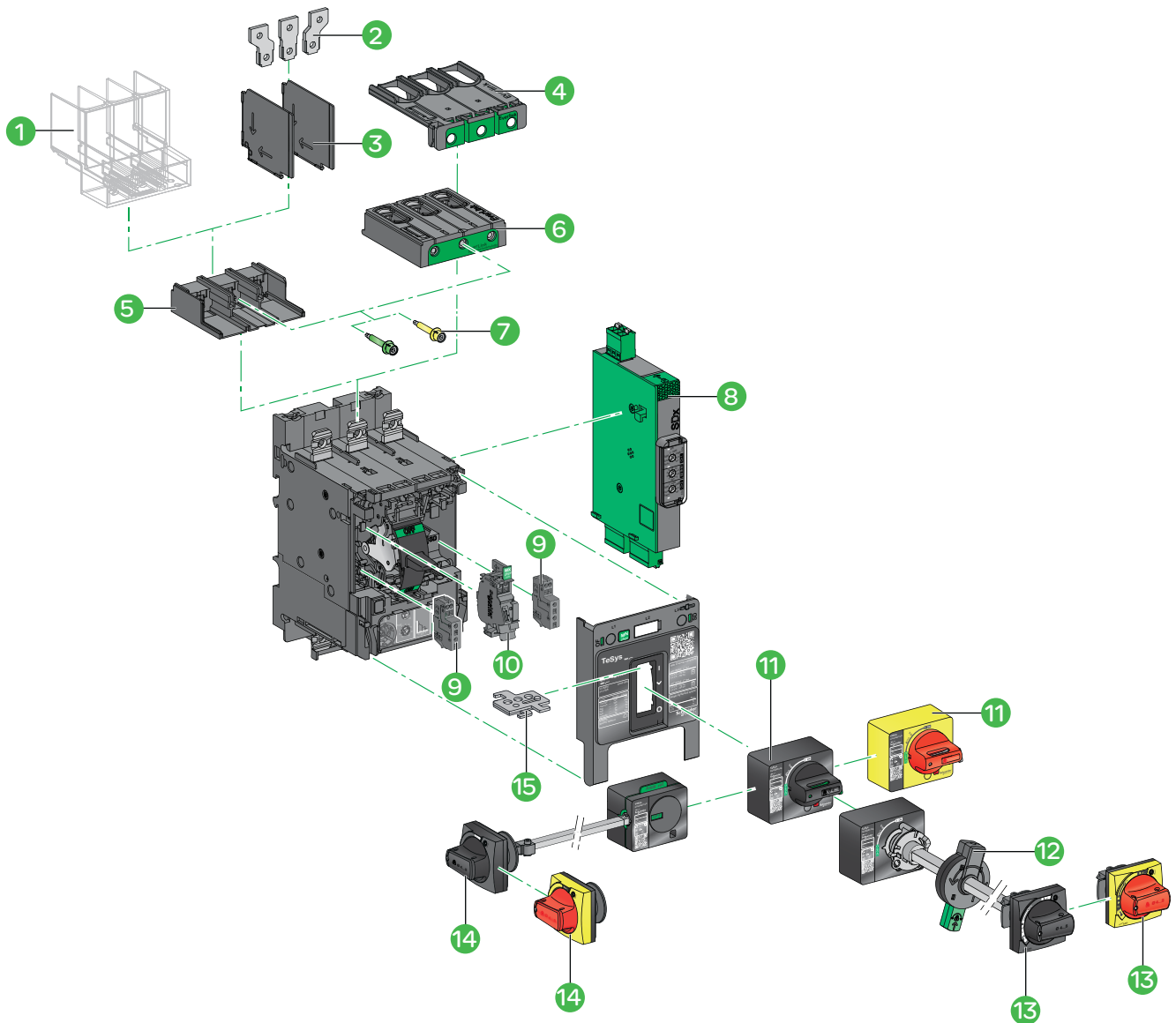


TeSys

Accessories compatibility



TeSys GV4 Overview



- 1 Long terminal shield LAD96590
- 2 Terminal spreaders LV426940
- 3 Interphases barriers LV426920
- 4 Large spacing cover for EverLink connector GV4G66
- 5 Crimp lug connector GV4LUG
- 6 EverLink® connector LAD96595
- 7 Torque limiting breakaway bits LV42699p
- 8 SDx alarming/fault differentiation module GV4ADM1111 (only with GV4PEM)
- 9 Auxiliary contact block for OF or SD function GV4AE11
- 10 - MN undervoltage release GV4AUpp
- MX shunt trip GV4ASpp
- 11 Direct mounting black or red on yellow bezel rotary handle GV4ADN01/ GV4ADN02
- 12 Open door shaft operator (for front extended rotary handle) LV426937
- 13 Front extended rotary handle kit with red handle on yellow bezel or black handle GV4APN01/ GV4APN02 /GV4APN04
- 14 Side rotary handle kit with red handle on yellow bezel or black handle LV426935/LV426936.
- 15 Toggle locking device 29370

TeSys Control

TeSys Switches

Vario Switch Disconnectors

[Ithe] Conventional Thermal Current**	Poles Description	Rated Operational Power (AC-23)*	Reference	Unit MRP [₹]
Complete Enclosed Switches				
• Range 12 to 175A, IP 65 Sealable and Lockable				
10	3P	4 kW	VCF02GE	3875
16	3P	5.5 kW	VCF01GE	4215
20	3P	7.5 kW	VCF0GE	5125
25	3P	11 kW	VCF1GE	5500
32	3P	15 kW	VCF2GE	6445
50	3P	22 kW	VCF3GE	9965
63	3P	30 kW	VCF4GE	11660

* Rated Power at 415V
** Ith in enclosure

For Switch Type (Amps)	Mounting Arrangement	Ingress	Reference	Unit MRP [₹]
Operators (Padlockable)				
12 - 40	4 Screw Fixing	IP65	KCF1PZ	1105
63 - 80	4 Screw Fixing	IP65	KCF2PZ	1170
125 - 175	4 Screw Fixing	IP40	KCF3PZ	4730

Vario Switch Disconnectors

[Ithe] Conventional Thermal Current**	Poles Description	Reference	Unit MRP [₹]
Complete Switch with Padlockable Operator			
• Suitable for Front Mounting or Base Mounting			
12	3P	VCF02	2435
20	3P	VCF01	2650
25	3P	VCF0	3090
32	3P	VCF1	3240
40	3P	VCF2	4015
63	3P	VCF3	8110
80	3P	VCF4	6805
125	3P	VCF5	15595
175	3P	VCF6	18905
Switch Bodies			
12		V02	1585
20		V01	1830
25		V0	2175
32		V1	2650
40		V2	3240
63		V3	4510
80		V4	5930
125		V5	12030
175		V6	15355

Accessories

Description	For Use with Switch Bodies	Rating in A	Pole Composition	Earth Contact	Auxiliary Contacts	Reference	Unit MRP [₹]
Vario Add-on Modules ⁽¹⁾							
Main Pole Module	V02/VCF02	12	1P	-	-	VZ02	1135
	V01/VCF01	20	1P	-	-	VZ01	1155
	V0/VCF0	25	1P	-	-	VZ0	1230
	V1/VCF1	32	1P	-	-	VZ1	1205
	V2/VCF2	40	1P	-	-	VZ2	1290
	V3/VCF3	63	1P	-	-	VZ3	1675
	V4/VCF4	80	1P	-	-	VZ4	1675
Neutral Pole Module ⁽²⁾	V02 / VCF02 to V2 / VCF2	-	1N	-	-	VZ11	1380
	V3 / VCF3 to V4 / VCF4	-	1N	-	-	VZ12	1850
	V5 / VCZ5 to V6 / VCZ6	-	1N	-	-	VZ13	3820
Earthing Module	V02 / VCF02 to V2 / VCF20	-	-	-	-	VZ14	1365
	V3 / VCF3 to V4 / VCF4	-	-	1	-	VZ15	1610
	V5 / VCZ5 to V6 / VCZ6	-	-	1	-	VZ16	2500
Auxiliary Contact Block Module	V02/ VCF02 to V6 / VCZ6	-	-	-	1NO + 1NC	VZ7	1425
	V2/ VCF02 to V6 / VCZ6	-	-	-	2NO	VZ20	

(1) For mounting option of modules, please refer to the technical catalogue.

(2) With early make and late break contacts

Description	For Use With	Reference	Unit MRP [₹]
Components for Door Interlocking			
Shaft extension - for Mini-VARIO and VARIO - V02..V2	V02...V2	VZ17	1365
		VZ30	1610
Shaft extension - for Mini-VARIO and VARIO - V3 V4 V5 V6	V3, V4, V5, V6	VZ18	1830
		VZ31	470
Door interlock plate	VZ17 / VZ30	KZ32	810
		VZ18/31	KZ74
Input Terminal Protection Shrouds			
Terminal Shrouds	V02 - V2	VZ8	460
		VZ26	400
	V3 - V4	VZ9	485
		VZ27	400
	V5 - V6	VZ10	610
		VZ28	680
V02 - V6	VZ29	555	

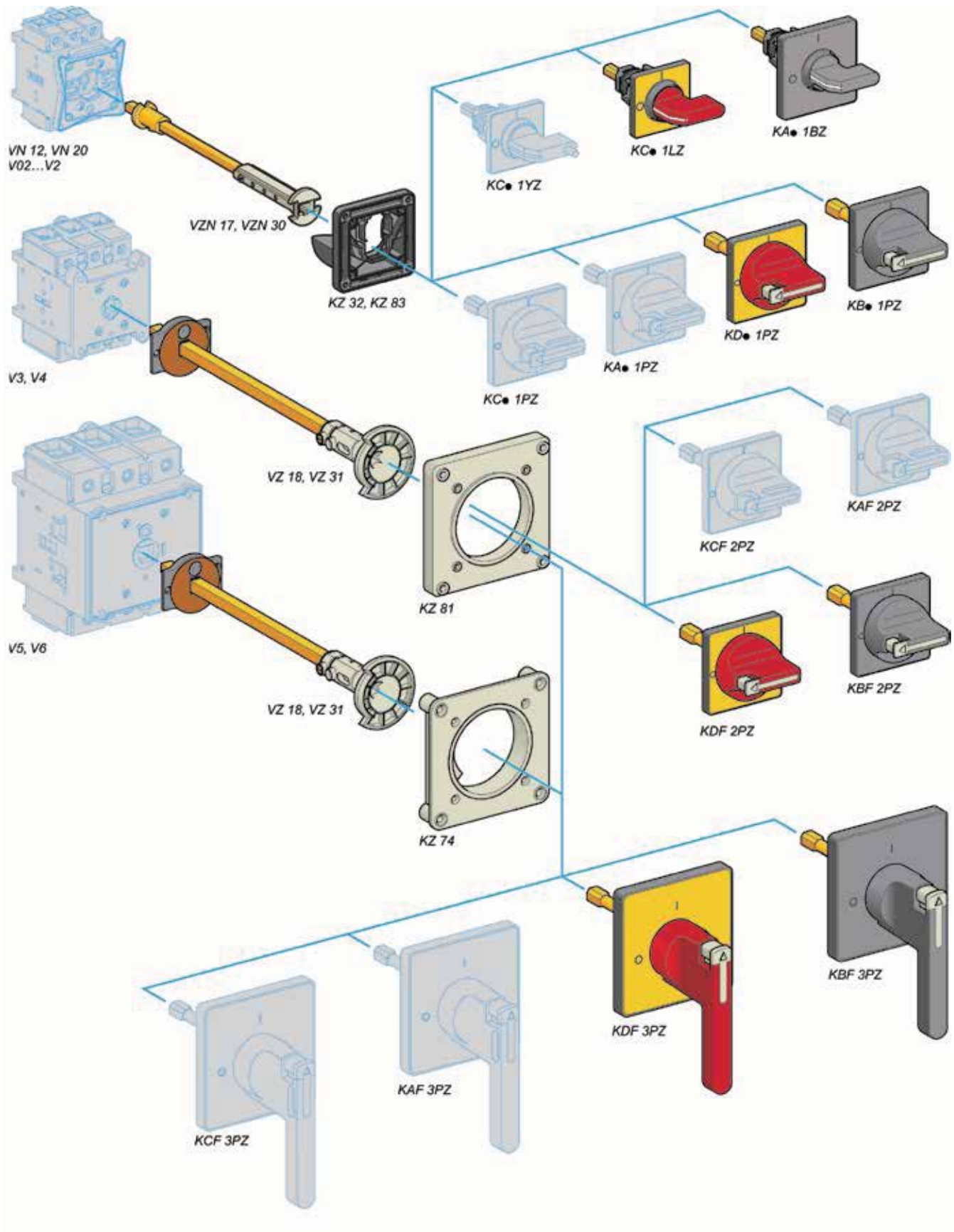
Please contact Customer Care Center for Stockable and Non stockable status of references.

NORMAL STOCK ITEMS

W.E.F. January 30th, 2023

TeSys Control

Accessories for Switches



Machine builders, it is time to cut engineering time and costs — DIGITIZE load management

TeSys island

Unique features

TeSys island is a smart, digital multifunctional load management system; it can switch, protect, manage motors and other electrical loads up to 80 Amps (AC3) in an electrical control panel.

Benefits

Why should you choose TeSys island?

- Quicker engineering and reduce time to market
- Embedded algorithms detect abnormal load behaviors and generate alarms before machine stoppage.
- Pre-trip warnings can also be set on the system for scheduled maintenance.
- Fast device replacement on any portion of the island is possible because of the full integration of the system and the integrated Bus coupler resulting in reduced downtime.
- TeSys island provides energy monitoring at the load level
- Health status can be easily accessed, remotely or locally. This energy management data can be used for advanced analytics to increase machine efficiency further
- TeSys island can be easily integrated into Schneider Electric's EcoStruxure Machine architecture and 3rd party automation systems, supporting all major field buses.



For more information
on TeSys island
Digital Load
Management System

TeSys Active

TeSys island

Enable smarter design and engineering

Efficient

Make your machines intelligent, save time and costs with intuitive programming and commissioning using TeSys avatars. Simplify software integration within all major automation environments. One-click mounting on DIN rail and no need for control wiring.

Enable new business models

Use load data and status information to create new service enabled business models. Access your machine from remote during operation & maintenance.

A data provider

Get relevant data for digital load management & advanced analytics. Monitor energy at load level, remote users can easily check health status, troubleshoot and diagnose issues and take action, reduce machine stoppages and machine downtime.

Improved security

Benefit from the highest cybersecurity and safety levels. Safety IO / Scalable with embedded diagnostic.

Technical specifications

- System consists of DOL Starters & Input / Output modules
- System manages motors and other electrical loads up to 80A/37kW/50hp
- Up to 20 modules / 1 meter at one bus coupler
- No mechanical adjustments/settings required
- International standards-compliant
- Energy monitoring at the load level
- Only 21 commercial references for the complete system, including 5 standard motor starters and 5 functional safety motor starters
- Cybersecurity embedded into the system (Achilles Level 2 & Safety up to Cat 2)
- Safety stop TUV certified (Stop 0 and 1 with wiring categories 1 to 2, suitable for PL c,d (Performance Level) and SIL level 2)
- Open connectivity thanks to Ethernet IP and Modbus TCP fieldbuses

TeSys Active

TeSys island

TeSys island is an innovative digital load management solution-providing data for higher machine efficiency and ease of servicing, and allowing faster time to market.

TeSys island is a modular, multifunctional system providing integrated functions inside an automation architecture, primarily for the direct control and management of low-voltage loads.

After commissioning, TeSys island can switch, help protect, and manage motors and other electrical loads up to 37 kW installed in an electrical control panel.

This system is designed around the concept of TeSys avatars. These avatars:

- Are the functional object representing a logical function of the physical module with pre-defined logic
- Determine the configuration of the island.

The logical aspects of the island are managed with software tools, covering all phases of product and application lifecycle: design, engineering, commissioning, operation, and maintenance.



- | | |
|----------------------------|--------------------------|
| 1 Bus Coupler | 5 Power interface module |
| 2 Analog I/O module | 6 Standard Starter |
| 3 Digital I/O module | 7 SIL Starter |
| 4 Voltage interface module | 8 SIL interface module |

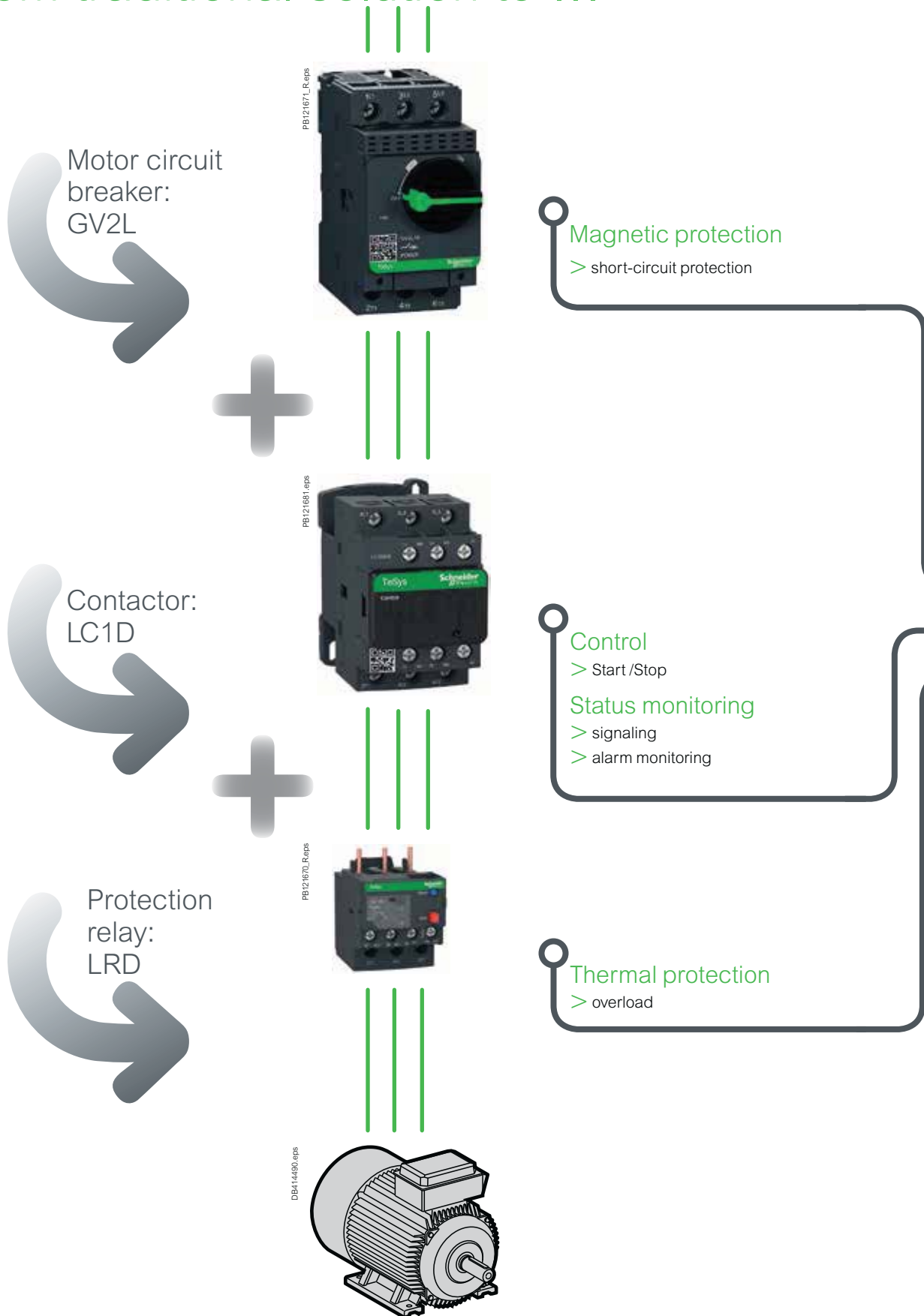
Designation	Product Commercial Reference	
TeSys island components		
Standard Starter	9A (AC-3)	TPRST009
	25A (AC-3)	TPRST025
	38A (AC-3)	TPRST038
	65A (AC-3)	TPRST065
	66A (AC-3) - 80A (AC-1)	TPRST080
SIL Starter	9A (AC-3)	TPRSS009
	25A (AC-3)	TPRSS025
	38A (AC-3)	TPRSS038
	65A (AC-3)	TPRSS065
	66A (AC-3) - 80A (AC-1)	TPRSS080
Power interface module	9A (AC-3)	TPRPM009
	38A (AC-3)	TPRPM038
	80A (AC-3)	TPRPM080
Voltage interface module		TPRVM001
SIL interface module		TPRSM001
Digital I/O module	(4 input - 2 output)	TPRDG4X2
Analog I/O module	(2 input - 1 output)	TPRAN2X1
Bus Coupler	EtherNet/IP - Modbus TCP	TPRBCEIP
	PROFINET	TPRBCPFN
	PROFIBUS	TPRBCPFBS
Assembly and Wiring Kits		
Kit for reversing starter application	for 9, 25, 38A (size 1 and 2) starters	LAD9R1
	for 65, 80A (size 3) starters	LAD9R3
Jumper bar 3-pole for Star Delta application	for 9, 25, 38A (size 1 and 2) starters	LAD9P3
	for 65, 80 A (size 3) starters, a hazard sticker is provided	LAD9SD3S

TeSys Control

Ultra motor starters

Introduction

From traditional solution to ...



TeSys Control

Ultra motor starters

Introduction


...Ultra motor starter



Ultra motor starter

> All basic or advanced protection and control functions in one block and more...

- > Overload indication and alarm
- > Status report, remote control via communication bus



Ultra motor starters can be used in **80 %** of motor protection and control applications.

ComPact NSXm & NSX

Schneider Electric is proud to introduce the new generation of ComPact MCCBs. These breakers talk to you, wherever you are, in all transparency. New design complements new wireless connectivity capabilities with our latest wireless auxiliary contact.

ComPact Design



New signature design

- Schneider Electric green signature style for the entire ComPact range
- Estimated 40% reduction of wiring time for panel builders
- Experience easier installation thanks to a new ergonomic front-plate design
- Gain the confidence that all auxiliaries are on the right spot, and simply double check that you have the right coil rating
- Ergonomic new toggle for easier breaker manual operation


Wireless Auxiliary Contact



Wireless breaker status

- Plug & play technology for clear connection status (0 or 1, no half-way wired)
- Placed in the same position as the wired version, its LED light will give you direct indication in case of a tripping
- If you are away, your ComPact will send you an immediate notification via EcoStruxure Facility Expert for instance
- Wireless auxiliary accelerates overall wiring time: status communication is done very simply and commissioned wirelessly
- Communication architecture is fully EcoStruxure Power validated, with any application

Ready to meet the new face of ComPact?



Meet the new generation of ComPact™ circuit breakers with semi-transparent faceplate, screwless auxiliaries and remote monitoring features.

Learn about the benefits of the ComPact range here:
se.com/compact-nsx

Please contact Customer Care Center for Stockable and Non stockable status of references.

NORMAL STOCK ITEMS

W.E.F. January 30th, 2023



NSXm Thermal Magnetic Trip Unit (TMD)

- Ics = 100% Icu as per IEC 60947-2
- Adjustable thermal setting 0.7 to 1 x In
- Fixed magnetic settings
- Single frame size upto 160A
- 5 breaking capacities from 16kA to 70kA
- With compression lug connectors
- All the circuit breakers have a transparent lead-sealable cover

Breaking Capacity Icu as per IEC 60947-2	Rated Current	Three Pole Reference	Unit MRP [₹]	Four Pole Reference	Unit MRP [₹]
16kA	16A	C11E3TM016B	12970	C11E6TM016B	18630
	25A	C11E3TM025B	12970	C11E6TM025B	18630
	32A	C11E3TM032B	12970	C11E6TM032B	18630
	40A	C11E3TM040B	12970	C11E6TM040B	18630
	50A	C11E3TM050B	12970	C11E6TM050B	18630
	63A	C11E3TM063B	12970	C11E6TM063B	18630
	80A	C11E3TM080B	12970	C11E6TM080B	18630
	100A	C11E3TM100B	12970	C11E6TM100B	18630
	125A	C12E3TM125B	22980	C12E6TM125B	28300
25kA	160A	C12E3TM160B	24590	C12E6TM160B	30840
	16A	C11B3TM016B	12970	C11B6TM016B	18630
	25A	C11B3TM025B	12970	C11B6TM025B	18630
	32A	C11B3TM032B	12970	C11B6TM032B	18630
	40A	C11B3TM040B	12970	C11B6TM040B	18630
	50A	C11B3TM050B	12970	C11B6TM050B	18630
	63A	C11B3TM063B	12970	C11B6TM063B	18630
	80A	C11B3TM080B	12970	C11B6TM080B	18630
	100A	C11B3TM100B	12970	C11B6TM100B	18630
36kA	125A	C12B3TM125B	22980	C12B6TM125B	28300
	160A	C12B3TM160B	24590	C12B6TM160B	30840
	16A	C11F3TM016B	15800	C11F6TM016B	20000
	25A	C11F3TM025B	15800	C11F6TM025B	20000
	32A	C11F3TM032B	15800	C11F6TM032B	20000
	40A	C11F3TM040B	15800	C11F6TM040B	20000
	50A	C11F3TM050B	15800	C11F6TM050B	20000
	63A	C11F3TM063B	15800	C11F6TM063B	20000
	80A	C11F3TM080B	15800	C11F6TM080B	20000
50kA	100A	C11F3TM100B	15800	C11F6TM100B	20000
	125A	C12F3TM125B	23610	C12F6TM125B	29400
	160A	C12F3TM160B	24780	C12F6TM160B	31710
	16A	C11N3TM016B	18790	C11N6TM016B	23560
	25A	C11N3TM025B	18790	C11N6TM025B	23560
	32A	C11N3TM032B	18790	C11N6TM032B	23560
	40A	C11N3TM040B	18790	C11N6TM040B	23560
	50A	C11N3TM050B	18790	C11N6TM050B	23560
	63A	C11N3TM063B	18790	C11N6TM063B	23560
70kA	80A	C11N3TM080B	18790	C11N6TM080B	23560
	100A	C11N3TM100B	18790	C11N6TM100B	23560
	125A	C12N3TM125B	28390	C12N6TM125B	32640
	160A	C12N3TM160B	28990	C12N6TM160B	34270
	16A	C11H3TM016B	24020	C11H6TM016B	30980
	25A	C11H3TM025B	24020	C11H6TM025B	30980
	32A	C11H3TM032B	24020	C11H6TM032B	30980
	40A	C11H3TM040B	24020	C11H6TM040B	30980
	50A	C11H3TM050B	24020	C11H6TM050B	30980
70kA	63A	C11H3TM063B	24020	C11H6TM063B	30980
	80A	C11H3TM080B	24020	C11H6TM080B	30980
	100A	C11H3TM100B	24020	C11H6TM100B	30980
	125A	C12H3TM125B	44710	C12H6TM125B	47510
	160A	C12H3TM160B	45190	C12H6TM160B	48470

Note: For Everlink type NSXm MCCBs add prices of LV426970 (3Pole) or LV426971(4Pole) -2 Sets in above MCCBs

For details on stockable and non stockable status, technical parameter, please contact Customer Care Centre

NORMAL STOCK ITEMS

W.E.F. January 30th, 2023



NSXm integrated Earth Leakage protection (MicroLogic Vigi 4.1 Trip Unit)

- Standard protection of distribution cables
- Earth leakage protection
- Indication of:
 - Overload alarming (via LEDs and via SDx module)
 - Overload tripping (via the SDx module)
- Earth leakage alarming (via the SDx module)
- Earth leakage tripping (via front face screen and the SDx module).

Breaking Capacity Icu as per IEC 60947-2	Rated Current	Three Pole Reference	Unit MRP [₹]	Four Pole Reference	Unit MRP [₹]
16kA	25A	C11E34V025B	38510	C11E44V025B	43100
	50A	C11E34V050B		C11E44V050B	
	100A	C11E34V100B		C11E44V100B	
	160A	C12E34V160B		C12E44V160B	
25kA	25A	C11B34V025B	40620	C11B44V025B	45550
	50A	C11B34V050B		C11B44V050B	
	100A	C11B34V100B		C11B44V100B	
	160A	C12B34V160B		C12B44V160B	
36kA	25A	C11F34V025B	40620	C11F44V025B	46750
	50A	C11F34V050B		C11F44V050B	
	100A	C11F34V100B		C11F44V100B	
	160A	C12F34V160B		C12F44V160B	
50kA	25A	C11N34V025B	44350	C11N44V025B	50320
	50A	C11N34V050B		C11N44V050B	
	100A	C11N34V100B		C11N44V100B	
	160A	C12N34V160B		C12N44V160B	
70kA	25A	C11H34V025B	48970	C11H44V025B	56300
	50A	C11H34V050B		C11H44V050B	
	100A	C11H34V100B		C11H44V100B	
	160A	C12H34V160B		C12H44V160B	

Please contact Customer Care Center for Stockable and Non stockable status of references.

NORMAL STOCK ITEMS

W.E.F. January 30th, 2023



- Suitability for isolation as defined by standard IEC 60947-3
- Self protected by their high-set magnetic release
- Single frame size upto 160A

ComPact NSXm NA switch-disconnector

With Compression Lug connectors

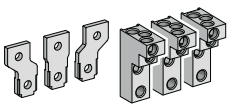
Rated Current	Three Pole Reference	Unit MRP [₹]	Four Pole Reference	Unit MRP [₹]
50A	C113050BS	13300	C114050BS	19670
100A	C113100BS		C114100BS	
160A	C123160BS	27200	C124160BS	36290

ComPact NSXm NA switch-disconnector

With EverLink™ connectors

Rated Current	Three Pole Reference	Unit MRP [₹]	Four Pole Reference	Unit MRP [₹]
50A	C113050LS	13970	C114050LS	20670
100A	C113100LS		C114100LS	
160A	C123160LS	28600	C124160LS	38150

Accessories for ComPact NSXm 16A to 160A



Terminal spreaders



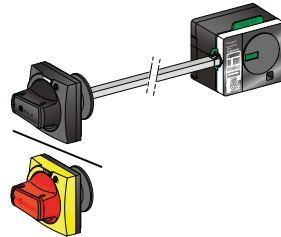
OF or SD auxiliary contact standard



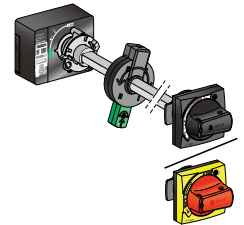
MN or MX voltage releases standard



Direct rotary handle



Side Rotary handle



Extended rotary handle

NSXm Accessories

Auxiliary contacts (changeover)

Description	Reference	Unit MRP [₹]
Standard OF or SD	LV426950	1130

Rotary Handles

Description	Reference	Unit MRP [₹]
-------------	-----------	--------------

Direct rotary handle

Standard black handle	LV426930/ LV426930T	1450
-----------------------	------------------------	------

Extended rotary handle

Standard extended rotary black handle	LV426932/ LV426932T	2310
---------------------------------------	------------------------	------

Side rotary handle

Standard side rotary black handle	LV426935/ LV426935T	3700
-----------------------------------	------------------------	------

Spreader Links

Description	Reference	Unit MRP [₹]
-------------	-----------	--------------

Spreaders & Phase Barriers

Spreaders (Set of 3) 3P	LV426940	850
Spreaders (Set of 4) 4P	LV426941	1160

Everlink Accessories

Description	Reference	Unit MRP [₹]
-------------	-----------	--------------

Everlink Connectors

EverLink connector with control wire terminal for 3P (Set of 3)	LV426970	1040
EverLink connector with control wire terminal for 4P (Set of 4)	LV426971	1360

Voltage Releases

Description	Shunt Release Reference	Unit MRP [₹]	Under Voltage Reference	Unit MRP [₹]
AC				
24 V 50/60 Hz	LV426841	2960	LV426801	3810
48 V 50/60 Hz	LV426842	4030	LV426802	4340
110-130 V 50/60 Hz	LV426843	2690	LV426803	3500
220-240 V 50/60 Hz	LV426844	2830	LV426804	
380-415 V 50 Hz	LV426846	2690	LV426806	
DC				
24 V	LV426841	2960	LV426801	3810
48 V	LV426842	4030	LV426802	4340
125 V	LV426843	2690	LV426803	3500
250 V	LV426844	2830	LV426815	4230

For details on stockable and non stockable status, technical parameter, please contact Customer Care Centre

NORMAL STOCK ITEMS

W.E.F. January 30th, 2023

EasyPact EZC

Fixed Thermal Magnetic Trip Unit (TMD)



- Conforms to IEC60947-2
- Suitable for isolation
- Suitable for EasyPact Busbar system

Breaking Capacity Icu as per IEC 60947-2	Rated Current	Three Pole Reference	Unit MRP [₹]	Four Pole Reference	Unit MRP [₹]
"30 kA @ 415V AC 10kA @ 250V DC (2pole in series)"	15A	EZC100H3015	6520	-	9040
	20A	EZC100H3020		EZC100H4020	
	25A	EZC100H3025		EZC100H4025	
	32A	EZC100H3032		EZC100H4032	
	40A	EZC100H3040		EZC100H4040	
	50A	EZC100H3050		EZC100H4050	
	63A	EZC100H3063		EZC100H4063	
	80A	EZC100H3080		EZC100H4080	
"25 kA @ 415V AC 20kA @ 250V DC (2pole in series)"	100A	EZC100H3100		EZC100H4100	
	125A	EZC250N3125	9520	EZC250N4125	13130
	160A	EZC250N3160	11530	EZC250N4160	15440
	200A	EZC250N3200	13690	EZC250N4200	17260

EasyPact CVS

Fixed Thermal Magnetic Trip Unit (TMD)



- Ics = 100% Icu as per IEC 60947-2
- Suitable for Isolation
- Transparent Cover for trip unit as Standard
- Class II front face
- Single frame size 16-250A

Breaking Capacity as per IEC 60947-2	Rated Current	Three Pole Reference	Unit MRP [₹]	Four Pole Reference	Unit MRP [₹]
EasyPact CVS 100 to 630A Overload Setting (I_r) 0.7 - 1 x I_n					
36kA	16A	LV510330 <input checked="" type="checkbox"/>	11530	LV510340	14400
	25A	LV510331 <input checked="" type="checkbox"/>		LV510341	
	32A	LV510332 <input checked="" type="checkbox"/>		LV510342 <input checked="" type="checkbox"/>	
	40A	LV510333 <input checked="" type="checkbox"/>		LV510343 <input checked="" type="checkbox"/>	
	50A	LV510334 <input checked="" type="checkbox"/>		LV510344	
	63A	LV510335 <input checked="" type="checkbox"/>		LV510345 <input checked="" type="checkbox"/>	
	80A	LV510336 <input checked="" type="checkbox"/>		LV510346	
	100A	LV510337 <input checked="" type="checkbox"/>	LV510347 <input checked="" type="checkbox"/>		
	125A	LV516332 <input checked="" type="checkbox"/>	12810	LV516342	15900
	160A	LV516333 <input checked="" type="checkbox"/>	16960	LV516343	20200
200A	LV525332	24430	LV525342 <input checked="" type="checkbox"/>	30270	
36kA	250A	LV525333	27100	LV525343 <input checked="" type="checkbox"/>	33540
	320A	LV540305	35080	LV540308 <input checked="" type="checkbox"/>	43520
	400A	LV540306	35280	LV540309 <input checked="" type="checkbox"/>	43900
	500A	LV563305 <input checked="" type="checkbox"/>	39990	LV563308 <input checked="" type="checkbox"/>	50650
	630A**	LV563306 <input checked="" type="checkbox"/>	45310	LV563309 <input checked="" type="checkbox"/>	55590

Note:

- For performance and other details contact our nearest Sales Office.
- * *630A @ 30°C & 600A @ 40° C for TMD630A MCCB

Please contact Customer Care Center for Stockable and Non stockable status of references.

NORMAL STOCK ITEMS

W.E.F. January 30th, 2023

EasyPact EZC

Description	EZC100 Reference	Unit MRP [₹]	EZC250 Reference	Unit MRP [₹]
Auxiliary Contacts (changeover) Multifunction				
Auxiliary Switch 1 C/O	EZAUX10 <input checked="" type="checkbox"/>	1150	EZEAX <input checked="" type="checkbox"/>	1400
Alarm Switch 1 C/O	EZAUX01		EZEAL <input checked="" type="checkbox"/>	
Alarm - Auxiliary Switch	EZAUX11 <input checked="" type="checkbox"/>	1710	EZEAXAL	2030
Spreaders				
Spreaders *(Set Of 3) 3P	EZASPDR3P <input checked="" type="checkbox"/>	460	EZESPDR3P <input checked="" type="checkbox"/>	700
Spreaders *(Set Of 4) 4P	EZASPDR4P <input checked="" type="checkbox"/>	970	EZESPDR4P	890
Phase Barriers				
	EZAFASB2	290	EZEFASB2	410
Rotary Handle				
Direct Rotary handle	EZAROTDS <input checked="" type="checkbox"/>	1630	EZEROTDS	2030
Extended Rotary handle	EZAROTE	2400	EZEROTE	2400
Shunt Release				
AC				
100-130 V	EZASHT100AC	2470	EZESHT100AC	2450
200-277 V	EZASHT200AC <input checked="" type="checkbox"/>		EZESHT200AC <input checked="" type="checkbox"/>	
380-480 V	EZASHT380AC	2810	-	2470
DC				
24 V	EZASHT024DC	2710	EZESHT024DC	2800

EasyPact CVS

Auxiliary Contacts (Changeover) Multifunction

Description	Reference	Unit MRP [₹]
OF or SD or SDE or SDV	29450 <input checked="" type="checkbox"/>	1090
OF or SD or SDE or SDV low level	29452	1270
SDE adapter for trip unit TM or MA or ETS 2.3 #	LV429451 <input checked="" type="checkbox"/>	940

To be considered alongwith SDE contact for MCCB with TMD/ETS 2.3/MA Trip Unit

Voltage Releases

Description	Shunt Release Reference	Unit MRP [₹]	Undervoltage Reference	Unit MRP [₹]
AC				
220-240 V 50/60 Hz	LV429387 <input checked="" type="checkbox"/>	3170	LV429407 <input checked="" type="checkbox"/>	3920

Installation Accessories

Description	100/160/250A Reference	Unit MRP [₹]
Spreaders (Set of 3) 3P	LV431563 <input checked="" type="checkbox"/>	730
Spreaders (Set of 4) 4P	LV431564 <input checked="" type="checkbox"/>	970

Rotary Handles

Description	100/160/250A Reference	Unit MRP [₹]
Direct rotary handle		
Standard black handle	LV429337 <input checked="" type="checkbox"/>	1530
Extended rotary handle		
Standard extended rotary handle	LV429338 <input checked="" type="checkbox"/>	2100

Please contact Customer Care Center for Stockable and Non stockable status of references.

NORMAL STOCK ITEMS

W.E.F. January 30th, 2023

AC Miniature Circuit Breakers - xC60



- Breaking Capacity as per IEC 60898 and IS/IEC 60898-1, Icn = 10kA
- Breaking Capacity as per IEC 60947-2, Icn = 15kA, upto 40A
- Can be used for DC application upto 60V per pole
- Higher system performance with optimized cost: Cascading*
- Increased System Continuity: Discrimination*
- Higher Installation Life: Energy Limitation Class 3, Fast Closure Mechanism
- Ease, Speed and Flexibility of installation - Biconnect, Line-Load Reversible
- Field-fittable auxiliaries for advance protection and monitoring
- Positive Contact Indication for assurance of disconnection

[In] Rated Current (A)	1 Pole Reference	Unit MRP [₹]	2 Pole Reference	Unit MRP [₹]	3 Pole Reference	Unit MRP [₹]	4 Pole Reference	Unit MRP [₹]
Module Width**	1 mod		2 mod		3 mod		4 mod	
MOQ	12 Nos.		6 Nos.		4 Nos.		3 Nos.	

B curve

6	A9N1P06B ✓	442	A9N2P06B ✓	1312	A9N3P06B ✓	2177	A9N4P06B	2933
10	A9N1P10B ✓	442	A9N2P10B ✓	1312	A9N3P10B ✓	2177	A9N4P10B ✓	3094
16	A9N1P16B ✓	442	A9N2P16B ✓	1312	A9N3P16B ✓	2177	A9N4P16B ✓	2933
20	A9N1P20B ✓	442	A9N2P20B ✓	1312	A9N3P20B ✓	2177	A9N4P20B ✓	2933
25	A9N1P25B ✓	442	A9N2P25B ✓	1312	A9N3P25B ✓	2177	A9N4P25B ✓	2933
32	A9N1P32B ✓	442	A9N2P32B ✓	1312	A9N3P32B ✓	2177	A9N4P32B ✓	2933
40	A9N1P40B ✓	960	A9N2P40B ✓	2112	A9N3P40B ✓	3316	A9N4P40B ✓	4223
50	A9N1P50B	960	A9N2P50B	2112	A9N3P50B	3316	A9N4P50B	4280
63	A9N1P63B ✓	973	A9N2P63B ✓	2170	A9N3P63B ✓	3344	A9N4P63B ✓	4261

C curve

1	A9N1P01C ✓	678	A9N2P01C ✓	1817	A9N3P01C ✓	2867	A9N4P01C ✓	3609
2	A9N1P02C ✓	678	A9N2P02C ✓	1817	A9N3P02C ✓	2867	A9N4P02C ✓	3609
3	A9N1P03C ✓	678	A9N2P03C ✓	1817	A9N3P03C ✓	2867	A9N4P03C ✓	3609
4	A9N1P04C ✓	678	A9N2P04C ✓	1817	A9N3P04C ✓	2867	A9N4P04C ✓	3609
6	A9N1P06C ✓	409	A9N2P06C ✓	1312	A9N3P06C ✓	2177	A9N4P06C ✓	2933
10	A9N1P10C ✓	409	A9N2P10C ✓	1312	A9N3P10C ✓	2177	A9N4P10C ✓	2933
16	A9N1P16C ✓	409	A9N2P16C ✓	1312	A9N3P16C ✓	2177	A9N4P16C ✓	2933
20	A9N1P20C ✓	409	A9N2P20C ✓	1312	A9N3P20C ✓	2177	A9N4P20C ✓	2933
25	A9N1P25C ✓	409	A9N2P25C ✓	1312	A9N3P25C ✓	2177	A9N4P25C ✓	2933
32	A9N1P32C ✓	409	A9N2P32C ✓	1312	A9N3P32C ✓	2177	A9N4P32C ✓	2933
40	A9N1P40C ✓	960	A9N2P40C ✓	2112	A9N3P40C ✓	3316	A9N4P40C ✓	4138
50	A9N1P50C	960	A9N2P50C	2112	A9N3P50C	3316	A9N4P50C	4261
63	A9N1P63C ✓	973	A9N2P63C ✓	2131	A9N3P63C ✓	3425	A9N4P63C ✓	4439

D curve

1	A9N1P01D ✓	685	A9N2P01D	1836	A9N3P01D ✓	2912	----	----
2	A9N1P02D ✓	685	A9N2P02D ✓	1836	A9N3P02D ✓	2912	A9N4P02D	3781
3	A9N1P03D ✓	685	A9N2P03D ✓	1836	A9N3P03D ✓	2912	A9N4P03D	3808
4	A9N1P04D ✓	685	A9N2P04D ✓	1836	A9N3P04D ✓	2912	A9N4P04D	3884
6	A9N1P06D ✓	577	A9N2P06D ✓	1376	A9N3P06D ✓	2293	A9N4P06D ✓	3042
10	A9N1P10D ✓	577	A9N2P10D ✓	1376	A9N3P10D ✓	2293	A9N4P10D ✓	3042
16	A9N1P16D ✓	577	A9N2P16D ✓	1376	A9N3P16D ✓	2293	A9N4P16D ✓	3042
20	A9N1P20D ✓	577	A9N2P20D ✓	1376	A9N3P20D ✓	2293	A9N4P20D ✓	3042
25	A9N1P25D ✓	577	A9N2P25D ✓	1376	A9N3P25D ✓	2293	A9N4P25D ✓	3042
32	A9N1P32D ✓	577	A9N2P32D ✓	1376	A9N3P32D ✓	2293	A9N4P32D ✓	3042
40	A9N1P40D ✓	1036	A9N2P40D ✓	2232	A9N3P40D ✓	3512	A9N4P40D ✓	4405
50	A9N1P50D	1099	A9N2P50D	2232	A9N3P50D	3512	A9N4P50D	4405
63	A9N1P63D	1049	A9N2P63D ✓	2259	A9N3P63D ✓	3544	A9N4P63D ✓	4450

Note: * Please contact nearest Schneider Electric Sales Office or Customer Care Center for coordination chart

**18mm/module

Please contact Customer Care Center for Stockable and Non stockable status of references.

✓ NORMAL STOCK ITEMS

W.E.F. January 30th, 2023

AC Miniature Circuit Breakers - C120



- Breaking capacity as per IEC 60898, Icn = 10kA/15kA
- Positive Contact Indication for assurance of disconnection
- Degree of pollution: 3 (suitable for industrial environment)
- Operating Temperature: -30 to 70°C
- Terminal connections: Flexible cables up to 35 sq.mm; Rigid cables up to 50 sq.mm

[In] Rated Current (A)	1 Pole Reference	Unit MRP [₹]	2 Pole Reference	Unit MRP [₹]	3 Pole Reference	Unit MRP [₹]	4 Pole Reference	Unit MRP [₹]
Module Width**	1.5 mod		3 mod		4.5 mod		6 mod	
MOQ	12 Nos.		6 Nos.		4 Nos.		3 Nos.	
C120N (10kA)								
80	A9N18357 ✓	3607	A9N18361 ✓	7993	A9N18365 ✓	12556	A9N18372 ✓	16363
100	A9N18358 ✓	4046	A9N18362 ✓	8526	A9N18367 ✓	13382	A9N18374 ✓	17049
125	A9N18359 ✓	4452	A9N18363 ✓	9371	A9N18369 ✓	14843	A9N18376 ✓	19295
C120H (15kA)								
80	A9N18446	4359	A9N18457	9619	A9N18468	14756	A9N18479	20474
100	A9N18447	4997	A9N18458	10058	A9N18469	16076	A9N18480	22700
125	A9N18448	5254	A9N18459	11411	A9N18470	17349	A9N18481	23980

DC Miniature Circuit Breakers - C60H



- Specially designed MCB for enhanced protection in DC installation
- Magnetic Arc Chutes to quick break DC current in event of fault
- Breaking capacity 6kA as per IEC 60947-2
- Voltage Rating: 1P - 250 V DC & 2P - 500 V DC
- Impulse Voltage: 6 kV
- Higher Installation Life: Energy Limiting Class: 3

[In] Rated Current (A)	Module Width 18mm/ module	1 Pole Reference	Unit MRP [₹]	Module Width 18mm/ module	2 Pole Reference	Unit MRP [₹]
MOQ		12 Nos.			6 Nos.	
C60H-DC						
0.5	1	A9N61500	1699	2	A9N61520	3730
1	1	A9N61501 ✓	1239	2	A9N61521 ✓	2557
2	1	A9N61502 ✓	1239	2	A9N61522 ✓	2557
3	1	A9N61503 ✓	1239	2	A9N61523 ✓	2557
4	1	A9N61504 ✓	1239	2	A9N61524 ✓	2557
5	1	A9N61505	1239	2	A9N61525	2557
6	1	A9N61506 ✓	1018	2	A9N61526 ✓	2081
10	1	A9N61508 ✓	1018	2	A9N61528 ✓	2081
16	1	A9N61511 ✓	1018	2	A9N61531 ✓	2081
20	1	A9N61512 ✓	1018	2	A9N61532 ✓	2081
25	1	A9N61513 ✓	1018	2	A9N61533 ✓	2081
32	1	A9N61515 ✓	1172	2	A9N61535 ✓	2081
40	1	A9N61517 ✓	1395	2	A9N61537 ✓	3069
50	1	A9N61518 ✓	1395	2	A9N61538 ✓	3069
63	1	A9N61519 ✓	1395	2	A9N61539 ✓	3069

Special application MCBs



Solar Application – PV DC

- DC MCB for multi string PV installations
- Operating Voltage: 800V DC
- Current Rating up to 25A
- Complies to IEC / EN 60947-2



Rail Application* (including Rolling Stock)

- Fire & smoke Resistant – Level 2 (NF F 16-101, NF F 16-102)
- Shock & vibration resistant (IEC 61373) – Cat 1, Class B
- Breaking Capacity: up to 25kA
- Complies to IEC / EN 60947-2



UL MCB

- Type: UL1077, UL489
- Breaking Capacity of 10kA
- Complies to IEC 60947-2 / UL1077 / UL489 / CSA

Note:

Please contact nearest Schneider Electric sales office or Customer Care for Reference and prices of Application Specific MCBs

*Rail Application RCDs are also available on demand

**18mm/module

Please contact Customer Care Center for Stockable and Non stockable status of references.

✓ NORMAL STOCK ITEMS

W.E.F. January 30th, 2023

AC Miniature Circuit Breakers - NG125



- Compliance to IEC / EN 60947-2
- High Breaking Capacity MCBs – up to 50kA
- Current Rating up to 125A
- Trip on fault indication on front face of MCB
- Suitability for isolation in the industrial sector to IEC/EN 60947-2
- Available in B, C, D Curves

[In] Rated Current (A)	1 Pole Reference	Unit MRP [₹]	2 Pole Reference	Unit MRP [₹]	3 Pole Reference	Unit MRP [₹]	4 Pole Reference	Unit MRP [₹]
Module Width**	1.5 mod		3 mod		4.5 mod		6 mod	

NG125N – 25kA Breaking Capacity

10	18610	5556	18621	12779	18632	18540	18649	24620
16	18611	5291	18622	9856	18633	18459	18650	22428
20	18612	5298	18623	11874	18634	18540	18651	22422
25	18613	5291	18624	11641	18635	17663	18652	22428
32	18614	5291	18625	11945	18636	18546	18653	24613
40	18615	6823	18626	14423	18637	24262	18654	31918
50	18616	8513	18627	14988	18638	23094	18655	30831
63	18617	6823	18628	15693	18639	27264	18656	33701
80	18618	7196	18629	17631	18640	28661	18658	33933

NG125H – 36kA Breaking Capacity

10	18705	7993	18714	10356	18723	16204	18732	28098
16	18706	6714	18715	10563	18724	16204	18733	28098
20	18707	7985	18716	20712	18725	22146	18734	28098
25	18708	6223	18717	13664	18726	21083	18735	28105
32	18709	6223	18718	13664	18727	23151	18736	28098
40	18710	7621	18719	15793	18728	23576	18737	34148
50	18711	7768	18720	17077	18729	27574	18738	35073
63	18712	7981	18721	18335	18730	24152	18739	38500
80	18713	8780	18722	23941	18731	31246	18740	40604

NG125H – 50kA Breaking Capacity

10	18777	8113	18788	17805	18799	28050	18810	35591
16	18778	7760	18789	16957	18800	28050	18811	35591
20	18779	7760	18790	18282	18801	28050	18812	35591
25	18780	7760	18791	18275	18802	26707	18813	35591
32	18781	7760	18792	18275	18803	29317	18814	37209
40	18782	9418	18793	21749	18804	35051	18815	44174
50	18783	13226	18794	22847	18805	37532	18816	45666
63	18784	9889	18795	25667	18806	38280	18817	51095
80	18785	14569	18796	26860	18807	41608	18818	50269

**18mm/module

Note: Reference provided above are for C Curve MCBs – B and D Curve details available on request

Residual Current Devices (RCDs) - For Human and Fire Protection



**30
mA**

Use of **30mA RCDs** is now **mandatory** for all **domestic intallations** in India {CEA Amendment regulation 2015*}



Schneider Electric provides voltage independent RCDs which work on current sensing technology and provide protection from residual current even at extra low voltages (down to zero volts) and in case of break of neutral.

**SI
Type**

Schneider Electric offers SI RCD built to operate in electrically polluted or installation in aggressive environments:

- Flourescent / Variable lighting with Electronic ballast
- Powerful IT / Telecom equipment / Air conditioning
- Severe Atmosphere - High lighting risk / Swimming pools

* for Measures relating to Safety and Electric supply

for protection against Risk of Shock / Electrocution and Risk of Fire
in case of Earth Leakage Current.

AC Residual Current Circuit Breakers - xID



Suitable for
ComReady
Auxiliary



- Complies to standards IEC/EN 61008-1 and IS 12640
- AC Class protection
- Selective range available for time based discrimination
- Easy Monitoring: Earth fault indication and Test Button on front face
- Operating temperature up to +70°C
- Mandatory to use OF-S auxiliary to add any indication or tripping auxiliary

[In] Rated Current (A)	Earth-Leakage Sensitivity (mA)	Module Width 18mm/module	2 Pole Reference	Unit MRP [₹]	Module Width 18mm/module	4 Pole Reference	Unit MRP [₹]
25	30	2	A9N16201	4560	4	A9N16251	6401
	100	2	A9N16203	5061	4	A9N16253	6802
	300	2	A9N16202	5215	4	A9N16252	7002
40	30	2	A9N16204	5367	4	A9N16254	6301
	100	2	A9N16205	5787	4	A9N16255	6840
	300	2	A9N16206	6069	4	A9N16256	7104
63	30	2	A9N16208	6463	4	A9N16258	7296
	100	2	A9N16209	6951	4	A9N16259	8081
	300	2	A9N16210	7091	4	A9N16260	8119
80	30	2	A9N16212	10866	4	A9N16261	12870
	100	2	A9N16213	11047	4	A9N16262	13077
	300	2	A9N16214	11253	4	A9N16263	13148

AC Residual Current Circuit Breakers (RCCBs) - ID



- Complies to standards IEC 61008-1 and VDE 0664
- AC Class protection
- Degree of pollution: 3 (suitable for industrial environment)
- Electrical ON/OFF indication by using OFSP auxiliary

Poles Description	[In] Rated Current (A)	Earth-Leakage Sensitivity (mA)	Module Width 18mm/module	Reference	Unit MRP [₹]
4P	100	30	4	**A9R11491	----
		100	4	**A9R12491	----
	125	30	4	16905	52673
		100	4	16906	51285
		300	4	16907	51524

Note: **For 100A RCCB Auxiliary kindly contact Customer Care

AC Residual Current Breaker Overload (RCBO) - DPN N Vigi



Suitable for
ComReady
Auxiliary



- Complies to standards IEC/EN 61009
- AC Class Protection; Tripping characteristics - C curve
- Overvoltage category (IEC 60364): IV
- Suitable for indication & tripping auxiliaries

Poles Description	[In] Rated Current (A)	Earth-Leakage Sensitivity (mA)	Module Width 18mm/module	Reference	Unit MRP [₹]
1P+N	6	30	2	A9N19661	7242
		300	2	A9N19681	7355
	10	30	2	A9N19663	7242
		300	2	A9N19683	7355
	16	30	2	A9N19665	7242
		300	2	A9N19685	7355
	20	30	2	A9N19666	7242
		300	2	A9N19686	7355
	25	30	2	A9N19667	7242
		300	2	A9N19687	7355
	32	30	2	A9N19668	7242
		300	2	A9N19688	7722
	40	30	2	A9N19669	9162
		300	2	A9N19689	9322

Note: Application specific RCDs also available with 10mA, 500mA and 1000mA sensitivities | Please contact nearest Schneider Electric Sales Office or Customer Care Center for Reference and Prices

Please contact Customer Care Center for Stockable and Non stockable status of references.

NORMAL STOCK ITEMS

W.E.F. January 30th, 2023

for protection against Risk of Shock / Electrocutation and Risk of Fire
in case of Earth Leakage Current.

SI Type Residual Current Circuit Breakers (RCCBs) - xID SI



- Complies to standard IEC/EN 61008-1
- SI RCDs offer enhanced immunity against Electrical Disturbances; Polluted and Corrosive environments - Guaranteed performance in harsh operating conditions
- Ensures continuity of supply in networks with:
 - Transient overvoltages
 - Loads generating HF leakage current i.e. harmonics
 - Loads generating continuous leakage current
- Ensures tripping on genuine earth fault in networks with:
 - Pulsating DC components
 - HF applications which "Blinds" (non-tripping) the conventional RCDs

[In] Rated Current (A)	Earth-Leakage Sensitivity (mA)	Module Width 18mm/module	2 Pole Reference	Unit MRP [₹]	Module Width 18mm/module	4 Pole Reference	Unit MRP [₹]
25	30	2	A9N16234	10609	4	A9N16321	11823
40	30	2	A9N16237	11143	4	A9N16324	12196
63	30	2	A9N16240	11463	4	A9N16327	12523
	300	2	A9N16246	11549	4	A9N16334	13028

Vigi Block for xC60 (Add-on RCD Module, 2 & 4 Pole)



- Flexibility to use MCB of any tripping curve to suit applications, ensuring best 3 in 1 protection
- No auxiliary supply required
- AC Class protection
- Degree of pollution: 3 (suitable for industrial environment)
- Immune to nuisance tripping due to transient over voltages

[In] Rated Current (A)	Earth-Leakage Sensitivity (mA)	Module Width 18mm/module	2 Pole Reference	Unit MRP [₹]	Module Width 18mm/module	4 Pole Reference	Unit MRP [₹]
25	30	1.5	A9N26581	7503	3	A9N26595	9009
	100	1.5	A9N26582	9543	3	A9N26596	9716
	300	1.5	A9N26583	10090	3	A9N26597	10456
63	30	2	A9N26611	10490	3.5	A9N26643	10530
	100	2	A9N26612	11109	3.5	A9N26644	10936
	300	2	A9N26613	11636	3.5	A9N26645	11442

Note: Vigi Block for High Rating up to 125A (C120) and High Breaking Capacity (NG125) available on demand

SI Type Residual Current Breaker Overload (RCBO) - DPN N Vigi SI



- Complies to standard IEC/EN 61009
- Ensures continuity of supply in networks with:
 - Transient overvoltages
 - Loads generating HF leakage current i.e. harmonics
 - Loads generating continuous leakage current
- Ensures tripping on genuine earth fault in networks with :
 - Pulsating DC components
 - HF applications which "Blinds" (non-tripping) the conventional RCDs

Poles Description	[In] Rated Current (A)	Earth-Leakage Sensitivity (mA)	Module Width 18mm/module	Reference	Unit MRP [₹]
1P+N	6	30	2	A9N19631	14417
		300	2	A9N19641	13997
	10	30	2	A9N19632	14417
		300	2	A9N19642	13989
	16	30	2	A9N19634	14417
		300	2	A9N19644	14417
	20	30	2	A9N19635	13997
		300	2	A9N19645	13997
	25	30	2	A9N19636	14417
		300	2	A9N19646	13997
	32	30	2	A9N19637	14417
		300	2	A9N19647	17158
	40	30	2	A9N19638	17070
		300	2	A9N19648	18996

*For Prices, please contact nearest Schneider Electric Sales Office or Customer Care Center are Center for Reference and Prices


Please contact Customer Care Center for Stockable and Non stockable status of references.

NORMAL STOCK ITEMS

W.E.F. January 30th, 2023

Common Auxiliaries for xC60 / C120 / RCDs Range

- Field-fittable auxiliaries (clip fitted) mounted on left side with maximum width of 54mm
- Order: Tripping Auxiliaries (MN first) followed by Indication Auxiliaries (SD first)



Type	Module Width 18mm/module	Reference	Unit MRP [₹]
Indication Auxiliaries			
OF Auxiliary Switch: for ON/OFF indications	0.5	A9N26924	1413
SD Alarm Switch: for Trip on fault indications	0.5	A9N26927	1660
OF + SD/OF Auxiliary switch	0.5	A9N26929	4407
OF+SD24 auxiliary contact (ComReady)	0.5	A9N26899	3694
Protection Auxiliaries – Trip Indication on front face			
MN Under-voltage Release 220-240V AC	1	A9N26960	5935
MSU Over-voltage Release 275V AC	1	A9N26500	7029
Tripping Auxiliaries – Trip Indication on front face			
MX + OF Shunt Release 110-415V AC: for Remote tripping of Circuit Breaker	1	A9N26946	3861
MX + OF Shunt Release 12-24V AC/DC: for Remote tripping of Circuit Breaker	1	A9N26948	3861
Auxiliary Switch for RCCBs – Mandatory for use of Auxiliaries with RCCBs			
Auxiliary switch for RCCB up to 80A (OF-S)	0.5	A9N26923	3664
Auxiliary switch for RCCBs 125A (OFSP)	0.5	16940	2785

Accessories



Type	Description	Reference	Unit MRP [₹]
Rotary Handle*	Breaker Switching Sub-Assembly	27046	6394
	Extended, Disconnectable handle	27047	3229
Padlock** (bag of 2)		26970	1256
Multicable terminal for 3 copper cables**		19096	10393
Aluminum cable terminal**		27060	752
Spacer		A9N27062	317

* for xC60, C120, DPN N Vigi, C60H-DC, xSW - Multi poles only

**for xC60, xID, DPN N Vigi, C60H-DC, xSW, C60PV-DC

Note: For all above Reference MOQ = 1

Please contact Customer Care Center for Stockable and Non stockable status of references.

NORMAL STOCK ITEMS

W.E.F. January 30th, 2023

Protection Against Lightning Strikes And Switching Surges



For all low voltage switchboards and electrical enclosures:

Comprehensive range

- To ensure the protection of equipment connected to:
- Low voltage networks,
- Telecommunications networks,
- Computer networks.
- Easy to implement and use.
- Compatibility with all earthing systems (TT, TNS, TNC, IT).
- Technical and aesthetic consistency

Continuity of service and certified safety

Schneider Electric certified coordination between the surge arrester and its disconnection circuit breaker.

Compliance with standards: IEC/EN 61643-11.



More and more electrical equipment today is sensitive to overvoltages caused by lightning.



90%

of power outlets supply equipment incorporating electronic devices.



iQuick PRD “built-in” technology surge arresters, a Schneider Electric innovation, incorporate their own disconnection circuit breaker: easy to choose and simple to install for greater effectiveness.



Up to **30%** of installation time saved.

Surge Arresters - Type 1+ 2



- Complies to IEC 61643-1 and EN 61643-11
- Withdraw able type: Easy Replacement
- Inbuilt SPD health Indicator: Also available with remote signaling
- For protection against Direct lightning surge, Indirect lightning surge, Switching surge
- Iimp up to 25kA & Imax upto 40kA
- **Always use a Back-up MCB with your SPD**
- Maximum Operating Voltage [Uc]: 350V

Type	Pole Description	Module Width 18mm/module	Reference	Unit MRP [₹]
PRD1 25r	1P	2	16329	23208
	1P + N	4	16330	41658
	3P	6	16331	62471
	3P + N	8	16332	77618

Surge Arresters iPRD- Type 2 (Withdrawable type) (TT, TN-S, TN-C Systems)



- In conformance with standards IEC 61643-11/2011 T2 and EN 61643-11 Type 2
- For protection against Indirect lightning surge and Switching surge
- Inbuilt health Indicator
- Response time < 25ns
- Imax (8/20 s): 65/40/15/8kA
- Maximum Operating Voltage [Uc]: 340V
- Level of protection,Up: 1.0 - 2.0 kV
- Remote indication contact with 8r/20r/40r/65r
- **Always use a Back-up MCB with your SPD**

Type	Rated Voltage (V)	Pole Description	Module Width 18mm/module	Reference	Unit MRP [₹]
iPRD8	230	1P	1	A9L08100	5574
	230	1P+N	2	A9L08500	10631
	230/400	3P	3	A9L08300	14349
	230/400	3P+N	4	A9L08600	21659
iPRD8r	230	1P+N	2	A9L08501	12745
	230/400	3P+N	4	A9L08601	25991
	230	1P	1	A9L20100	6372
iPRD20	230	1P+N	2	A9L20500	13365
	230/400	3P	3	A9L20300	17108
	230/400	3P+N	4	A9L20600	24187
iPRD20r	230	1P+N	2	A9L20501	15582
	230/400	3P+N	4	A9L20601	29575
	230	1P	1	A9L40100	7534
iPRD40	230	1P+N	2	A9L40500	15392
	230/400	3P	3	A9L40300	22094
	230/400	3P+N	4	A9L40600	30809
iPRD40r	230	1P	1	A9L40101	8857
	230	1P+N	2	A9L40501	19843
	230/400	3P	3	A9L40301	29733
	230/400	3P+N	4	A9L40601	36977
iPRD65r	230	1P	1	A9L65101	11841
	230	1P+N	2	A9L65501	25290
	230/400	3P	3	A9L65301	33002
	230/400	3P+N	4	A9L65601	42822

Spare Cartridges for iPRD



- Spare Cartridges for iPRD8r, iPRD20r, iPRD40r and iPRD65r
- End of life indication available on front face
- These Cartridges are not compatible with Old SPD range (A9L16...)**

Type	Spare Cartridges for	Reference	Unit MRP [₹]
iPRD 65-350	iPRD65r	A9L65102	7561
iPRD 40-350	iPRD40, iPRD40r	A9L40102	5817
iPRD 20-350	iPRD20, iPRD20r	A9L20102	4662
iPRD 8-350	iPRD8, iPRD8r	A9L08102	4081
iPRD Neutral	All products (1P+N, 3P+N)	A9L00002	6121

**Spare Cartridges for Old SPD Range (A9L16...) are available on demand - please contact nearest Schneider Electric Sales Office or Customer Care for Reference and prices

Note: Note: For all above Reference MOQ = 1

Please contact Customer Care Center for Stockable and Non stockable status of references.

NORMAL STOCK ITEMS

W.E.F. January 30th, 2023

iQuick PRD - Type 2 with inbuilt MCB



- Compact SPD with in-built back up MCB - saving on space, MCB selection, wiring time
- Compliance to EN 61643-11
- Withdrawable Type - Cost Efficient - Allows damaged Cartridges to be replaced without having to replace entire SPD
- Inbuilt SPD Health Indicator on front face of device; Remote signaling functionality also available
- Incoming Protection: iQuick PRD 40r (High Risk level) and iQuick PRD 20r (Moderate Risk level)
- Secondary Protection: iQuick PRD 8r is cascade mounted with incoming surge arresters

Type	Pole Description	Module Width 18mm/module	Reference	Unit MRP [₹]
iQuick PRD 8r	1P+N	4	A9L16298	16330
	3P	6.5	A9L16299	23322
	3P+N	7.5	A9L16300	29020
iQuick PRD 20r	1P+N	4	A9L16295	18670
	3P	6.5	A9L16296	27997
	3P+N	7.5	A9L16297	34825
Quick PRD 40r	1P+N	4	A9L16292	22240
	3P	6.5	A9L16293	33319
	3P+N	7.5	A9L16294	41408

Note: Spare / Replacement Cartridges available - For Reference and prices contact nearest sales office or customer care

Photovoltaic surge arresters



- Protection for photovoltaic panels and the DC input to the inverter from overvoltages due to a lightning strike
- Type 2 surge arresters
- Should be installed in switchboard inside the building. If switchboard is located outside, it must be weatherproof
- Withdrawable surge arrester allows damaged Cartridges to be replaced quickly
- Inbuilt SPD Health Indicator on front face of device; Remote signaling functionality also available

Type	U (cpv) Maximum Operating Voltage (V)	Module Width 18mm/module	Reference	Unit MRP [₹]
iPRD 40r	800	3	A9L40271	12416
	1000	3	A9L40281	14474

Note: Spare / Replacement Cartridges available - For Reference and prices contact nearest sales office or customer care

Surge Arresters for Communication Networks



- Analogue telephone line protection: iPRC surge arrester wired in series to the private installation input, protects the telephones, the modems (including ADSL) etc
- Protection for 2 low-current lines without common potential or 4 lines with common reference potential
- iPRI protects measuring instrument and PLC sensor inputs and the DC power supply inputs up to 53 V and AC power supply inputs up to 37 V

Type	[Ue] Operational Voltage (V)	Module Width 18mm/module	Reference	Unit MRP [₹]
PRI	48 V DC	1	A9L16339	22589
PRC	130 V AC	1	A9L16337	13543

Note: For all above Reference MOQ = 1

Please contact Customer Care Center for Stockable and Non stockable status of references.

NORMAL STOCK ITEMS

W.E.F. January 30th, 2023

Isolator - xSW



- Complies to IEC/EN 60947-3
- Switching duty: AC-22
- Impulse voltage: 6kV
- DC application: 48V (110V with 2 poles in series)
- Short circuit withstand 20 In for 1 second
- Upto 80A Bi connect terminals & 100A to 125A with mono connect terminals

Poles Description	[In] Rated Current (A)	Module Width 18mm/module	MOQ	Reference	Unit MRP [₹]
2	40	2	6	A9S2P040	863
	63	2	6	A9S2P063	1140
	80	2	6	A9S2P080	1339
	100	2	6	A9S2P100	1938
	125	2	6	A9S2P125	2173
3	40	3	4	A9S3P040	1508
	63	3	4	A9S3P063	1766
4	40	4	3	A9S4P040	1909
	63	4	3	A9S4P063	2078
	80	4	3	A9S4P080	2702
	100	4	3	A9S4P100	3476
	125	4	3	A9S4P125	3842

Selector Switch - iSSW



- Complies to IEC 60947-5-1 and IEC 60669-1
- Rating 20A, 250V AC
- Electrical life (AC22): 30,000 cycles
- Connection: tunnel terminals cables up to 10 sq. mm

No. of positions	Poles Description	Contacts	Module Width 18mm/module	MOQ	Reference	Unit MRP [₹]
2	1	1 C/O	1	12	A9E18070	1846
	2	2 C/O	2	6	A9E18071	2538
		1NO + 1NC	1	12	A9E18072	1479
3	1	1 C/O	1	12	A9E18073	1779
	2	2 C/O	2	6	A9E18074	3062

iRO Buzzers



- Audible indication in housing and the tertiary sector
- Sound level of 70dBA at a distance of 60cm

Voltage	Module Width 18mm/module	Reference	Unit MRP [₹]
230V AC	1	A9A15322	2292
8..12V AC	1	A9A15323	1224

Please contact Customer Care Center for Stockable and Non stockable status of references.

NORMAL STOCK ITEMS

W.E.F. January 30th, 2023

iCT Contactors



- Complies with standards IEC 1095, E N 61095
- 4 operating modes switch on front face :
 - Automatic mode
 - Temporary "ON" mode
 - Permanent "ON" mode
 - Shutdown
- Mechanical contact position Indicator
- Safe installation maintenance: lock the contactor in ON position
- Silent operation (20dB) for entire range

Type	Rating (A)	No. of Contacts	Module Width 18mm/module	Reference	Unit MRP [₹]
1P	25	1NO	1	A9C20731	2720
	16	2NO	1	A9C22712	2800
2P	25	2NO	1	A9C20732	3348
	40	2NO	2	A9C20842	6822
	63	2NO	2	A9C20862	7317
3P	25	3NO	2	A9C20833	4313
	40	3NO	2	A9C20843	9576
	63	3NO	3	A9C20863	10407
4P	25	4NO	2	A9C20834	4517
	40	4NO	2	A9C20844	11153
	63	4NO	3	A9C20864	11767
	63	2NO + 2NC	3	A9C20868	13108

Note: 100A Contactor in 2P / 4P - available on request

iTL Impulse Relays



- Complies with standards IEC/EN 60669-2-2
- Safe maintenance: disconnection of remote control by selector switch
- Manual Controls on front face: 0-I toggle
- Mechanical contact position Indicator
- Maximum 5 operations/min. and 100 switching operations/day
- Degree of pollution: 3 (suitable for industrial environment)

Type	Rating (A)	Control Voltage	No. of Contacts	Module Width	Reference	Unit MRP [₹]
1P	16	230-240 VAC	1NO	1	A9C30811	1764
	32	230-240 VAC	1NO	1	A9C30831	2220
2P	16	230-240 VAC	2NO	1	A9C30812	2892
	32	230-240 VAC	2NO	1	A9C30831 + A9C32836	6771
3P	16	230-240 VAC	1NO+1NO/NC+1NO	2	A9C30811 + A9C32816	5415
	32	230-240 VAC	1NO+1NO/NC+1NO	2	A9C30831 + 2* x A9C32836	11322
4P	16	230-240 VAC	4NO	2	A9C30814	5871
	32	230-240 VAC	4NO	2	A9C30831 + 3* x A9C32836	15873

iIL Indicator Lights



- Complies with standard IEC 60947-5-1
- Indicator light with LED technology
- Service life 100,000 hours with constant luminous efficiency

Type	Colour	Module Width 18mm/module	Reference	Unit MRP [₹]
Single Indicator light	Red	1	A9E18320	1824
	Green	1	A9E18321	1824
	Blue	1	A9E18323	1824
	Orange	1	A9E18324	1824
3 phase voltage presence light	Red/Red/Red	1	A9E18327	5269
Single Push Button (1 NO+ 1NC)	Grey	1	A9E18033	2456

Note: For all above Reference MOQ = 1

Please contact Customer Care Center for Stockable and Non stockable status of references.

NORMAL STOCK ITEMS

W.E.F. January 30th, 2023

Smartlink



- Compliance to IEC/EN 61131-2
- Protection Monitoring – Device Status and alarm notifications
- Load Control / Switching through Contactors and Impulse Relays
- Energy Monitoring through pulse meters
- Alarm over email and analog sensors (temperature / humidity) with Smartlink Ethernet
- Plug & Play – Pre fabricated cables and in built web pages
- Rated Voltage: 24V DC

Description	Reference	Unit MRP [₹]
Wiser Energy Module IP	EER31800	29980

Communication Auxiliaries



Auxiliary for Protection Devices (OF+SD24)

Auxiliary for Contactors (iACT24)

Auxiliary for Impulse Relays (iATL24)

Description	Module Width	Reference	Unit MRP [₹]
OF+SD24	0.5	A9N26899	3694
iACT24	1	A9C15924	17842
iATL24	1	A9C15424	18787

Acti 9

Description	Reference	Pack	Unit MRP [₹]
Distribloc 63A			
Distribution from the top (4 Module)	04040	1	15571
Distribution through the bottom (4 Module)	04041	1	15571

Reflex iC60 - Integrated Control & Overcurrent Protection Device



- All in One Solution: MCB + Contactor + Impulse Relay + Auxiliary
- 10kA Breaking capacity as per IEC/EN 60947-2,
- Ti24 interface: Connection to PLC, Smartlink
- 3 operating modes to cater to a variety of applications
- Safe lock down with Integrated Padlocking
- Simplified maintenance: Front face Indicator allows better reliability

[In] Rated Current (A)	2 Pole Reference	Unit MRP [₹]	3 Pole Reference	Unit MRP [₹]	4 Pole Reference	Unit MRP [₹]
Module Width **	4.5 mod		5.5 mod		6.5 mod	
B Curve						
10	A9C61210	49082	A9C61310	51257	A9C61410	56047
16	A9C61216	49076	A9C61316	51257	A9C61416	54948
25	A9C61225	49076	A9C61325	51257	A9C61425	54948
40	A9C61240	50701	A9C61340	54818	A9C61440	58347
63	A9C61263	53926	A9C61363	56954	A9C61463	61661
C Curve						
10	A9C62210	49632	A9C62310	52825	A9C62410	56074
16	A9C62216	49632	A9C62316	53887	A9C62416	56074
25	A9C62225	49626	A9C62325	52825	A9C62425	56074
40	A9C62240	52268	A9C62340	54844	A9C62440	58385
63	A9C62263	55077	A9C62363	56954	A9C62463	62899
D Curve						
10	A9C63210	50752	A9C63310	53898	A9C63410	58327
16	A9C63216	50752	A9C63316	53898	A9C63416	58327
25	A9C63225	50752	A9C63325	53898	A9C63425	58327

Note: **18mm/module

Please contact Customer Care Center for Stockable and Non stockable status of references.

NORMAL STOCK ITEMS

W.E.F. January 30th, 2023

Life Is On

Schneider
Electric

Schneider Electric India Pvt. Ltd.

Corporate Office: 9th Floor, DLF Building No. 10, Tower C, DLF Cyber City, Phase II, Gurugram 122002 Haryana
Tel.: ++91 124 6899000 Fax: ++91 124 4222036/037

Ahmedabad

Schneider Electric India (P) Ltd.
1506-1507, 15th Floor Shapth-5
Opp.Karnavati Club, SG Highway,
Ahmedabad, Gujarat - 380015
Tel.: 079-66826701

Bengaluru

Schneider Electric India (P) Ltd.
No. 3/1, JP Techno Park
Mezzanine Floor, Millers Tank Bund
Road, Vasanth Nagar
Bengaluru - 560052
Tel.: 080-71481351

Bhubaneswar

Schneider Electric India (P) Ltd.
Workloop Co-Working in the property
Office No. 316, Esplanade One Mall
Rasulgarh, Bhubaneswar - 751010

Chennai

Schneider Electric India (P) Ltd.
No: 29, 2nd Floor,
Bannari Amman Towers, B-Block
Dr. Radhakrishnan Road, Mylapore
Chennai - 600 004
Tel.:044-71912000

Cochin

Schneider Electric India (P) Ltd.
Alapatt Properties Private Limited
(Trade Name : Centre A)
Main Door Number : 66/4971
(Old Door Number: 40/6584-H)
7th Floor Alapatt Heritage Building
MG Road Kochi - 682035

Coimbatore

Schneider Electric India (P) Ltd.
Hanudev Info Tech Park, 6th Floor
Unit No. Block-C, SF No. 558/2
Udalyampalayam Road, Nava India
Coimbatore - 641028

Hyderabad

Schneider Electric India (P) Ltd.
D.No. 1-8-271, # 401, Ashoka
Bhoopal Chambers, SP Road
Secunderabad - 500003
Tel.: 040-67219500

Indore

Schneider Electric India (P) Ltd.
219, Dhan Trident Building
Vijay Nagar, A.B.Road
Indore - 452001

Jaipur

Schneider Electric India (P) Ltd.
Jaipur Business Centre 309
3rd Floor, Sangam Tower 190
Church Road, Jaipur - 302001
Tel.: 0141-2374810

Kolkata

Schneider Electric (I)Pvt.Ltd,
BP-4, Sector-V, Technopolis
3rd Floor, Salt Lake City
Kolkata - 700 091
Tel.: 033-66576400

Lucknow

Schneider Electric India (P) Ltd.
Summit, Plot No. TCG 3/3
6th Floor, 604A/B/C, Vibhuti Khand
Gomti Nagar, Lucknow
Uttar Pradesh - 226010
Tel.: 0522-3500334

Ludhiana

Schneider Electric India (P) Ltd.
SCO 23, 2nd Floor,
Chandigarh Road, Sector 32
Ludhiana, Punjab -141010
Tel.: 0161- 5203011

Mohali

Schneider Electric India (P) Ltd.
2nd Floor, Tower-A
Bestech Business Tower
Mega Information & Technology Park
Industrial Plot No.1, Phase IX
(Expansion), Mohali - 160059
Tel.: 0172-7198200

Mumbai

Schneider Electric India (P)(Ltd)
Marwah House, 2nd Floor
Krishanlal Marwah Marg
Andheri (East), Mumbai - 400072
Tel.: 022-62280000

Nagpur

Schneider Electric India (P) Ltd.
6, Vasant Vihar Complex
W.H.C Road, Shankar Nagar
Nagpur - 440010
Tel.: 0712-2558581

Nashik

Schneider Electric India (P) Ltd.
401, 4th Floor, Rishi Raj Towers
Jehan Circle, Gangapur Road
Nashik - 422013
Tel.: 0253-2344333

New Delhi

Schneider Electric India (P) Ltd.
C-56, Mayapuri Industrial Area, Phase-2
New Delhi - 110064
Tel.: 011-61317400

Pune

Schneider Electric India (P) Ltd.
Amar Caliber, CTS No 911, BMCC Road,
OFF F.C. Road, Deccan Gymkhana,
Shivaji Nagar, Pune - 411007
Tel.: 020-67492500

Vadodara

Schneider Electric India (P) Ltd.
Notus IT Park, 10th Floor, Block-D
Sarabhai Campus, Vadiwadi
Vadodara, Gujarat - 390017

Vishakhapatnam

Schneider Electric India (P) Ltd.
D.N.10-1-43, 1st Floor
Ratnam's Business Centre,
Siripuram Fort, C.B.M.Compound
Visakhapatnam - 530016
Tel.: 0891-6675500

Customer Care Centre

Monday-Saturday, 9 a.m. to 8 p.m.
Toll-free numbers: 1800 419 4272, 1800 103 0011
Email: customercare.in@schneider-electric.com

For more information, visit our website at: www.se.com/in

- All Prices are in Indian Rupees
- Prices are subject to change without prior notice
- Product evolution is a continuous process and Schneider Electric reserves the right to modify/withdraw any product at any time without prior notice
- Prices charged will be as prevailing on the date of dispatch
- Invoice Amount = (MRP – less Applicable discount) + Applicable GST %
- Tax incidence on invoices is basis applicable GST rates
- Invoice amount not to exceed MRP
- Product pictures shown are for illustration purpose only, actual product may vary

Distributor

Life Is On

Schneider
Electric

 PriceList

LV- Power Quality Products and Equipments

With effect from January 30th, 2023



se.com/in

Power Factor Correction Products	5
■ EasyLogic™ H Duty Can Capacitors New	5
■ Can (Cylindrical) Type 440V Capacitors.....	7
■ Box (Square) Type 440V Capacitors.....	8
■ Detuned Filter Application Capacitors.....	9
VarPlus MAX Detuned Reactors	12
PFC - Detuned Reactors	13
■ Detuned Reactor 440V Range	13
Introducing VarPlus MAX Copper	14
Wound Reactors	
■ Copper Wound Detuned Reactor 440V Range.....	15
Selection of capacitor (kVAR & Voltage) for Detuned filter Application.....	16
■ VarPlus Logic APFC relay	17
■ Power Factor Correction Products.....	18
■ APFC Relays.....	18
PowerLogic™ DVR.....	19
■ PowerLogic DVR 380/400/415 V, 50/60 Hz	20
Accusine PCS+	21
Accusine PCSn	22
Active Harmonic Filtering Solutions.....	23
■ AccuSine PCS+	23
■ AccuSine PCSn	23
Go DIGITAL with your power factor correction	24
Digitize your power factor correction	25
Power Factor Correction Equipment - VarSet	26
■ VarSet LV APFC panels without reactors	27
■ VarSet LV APFC panels with 7% reactors	28



Safe, reliable,
high-performance solution

EasyLogic™ PFC+ **New**
Premium low voltage power
factor correction capacitors

- High life expectancy
- Helps reduce energy waste by up to 30%
- Easy to combine with your choice of components



Power Factor Correction Products



Capacitor for Heavy Duty Application in Easy Range

- **Rated Voltage:** 480 and 525, 50/60Hz
- **Standard compliances:** IEC 60831 part 1 & 2, IS13340 Part 1-2, BIS certification, ASTA certified
- **Green Premium:** Compliant
- **Reliability:** Specially designed di-electric with Soft resin as coolant, the combination provides it extra reliability and extended working hours
- **Size Optimization:** This optimized design and compact size helps to save the panel space while its lower weight contributes to user experience during installation

EasyLogic™ PFC+ Capacitor

Description	kVAr Rating	Minimum Ordering Quantity (No.)	Reference	Unit MRP [₹]
EasyLogic PFC+				
MPP-EasyLogic™ H Duty Can 3Ph 50Hz 480V	6.7		MEHVCPDY067A48	6580
MPP-EasyLogic™ H Duty Can 3Ph 50Hz 480V	11.3		MEHVCPDY113A48	6680
MPP-EasyLogic™ H Duty Can 3Ph 50Hz 480V	12.5		MEHVCPDY125A48	6730
MPP-EasyLogic™ H Duty Can 3Ph 50Hz 480V	14.4		MEHVCPDY144A48	7011
MPP-EasyLogic™ H Duty Can 3Ph 50Hz 480V	15.5		MEHVCPDY155A48	7544
MPP-EasyLogic™ H Duty Can 3Ph 50Hz 480V	17		MEHVCPDY170A48	8278
MPP-EasyLogic™ H Duty Can 3Ph 50Hz 480V	22.4		MEHVCPDY224A48	10906
MPP-EasyLogic™ H Duty Can 3Ph 50Hz 480V	25		MEHVCPDY250A48	12173
MPP-EasyLogic™ H Duty Can 3Ph 50Hz 480V	28.1		MEHVCPDY281A48	13604
MPP-EasyLogic™ H Duty Can 3Ph 50Hz 480V	31.5		MEHVCPDY315A48	15324
MPP-EasyLogic™ H Duty Can 3Ph 50Hz 525V	12.5		MEHVCPDY125A52	6083
MPP-EasyLogic™ H Duty Can 3Ph 50Hz 525V	15.4		MEHVCPDY154A52	7493
MPP-EasyLogic™ H Duty Can 3Ph 50Hz 525V	20.6		MEHVCPDY206A52	10024
MPP-EasyLogic™ H Duty Can 3Ph 50Hz 525V	25		MEHVCPDY250A52	12115
MPP-EasyLogic™ H Duty Can 3Ph 50Hz 525V	27.5		MEHVCPDY275A52	13388
MPP-EasyLogic™ H Duty Can 3Ph 50Hz 525V	30.6		MEHVCPDY306A52	14896
MPP-EasyLogic™ H Duty Can 3Ph 50Hz 525V	33.1		MEHVCPDY331A52	16099



VarPlus Box Xtreme

Built to perform in Xtreme conditions

- Designed for 60°C, offers upto 60% more life than products designed at 55°C
- Tested to perform upto 150,000 hrs life in standard operating conditions
- Xtreme inrush withstand of upto 350 x In
- Designed to work in Xtreme environments



se.com/in

Power Factor Correction Products



VarPlus Can

- **Performance:** High performance and flexibility
- **Offer configuration:** Available in three configurations as FastOn, Clampbite and Stud Offer
- **Product range:** 1-50 kvar from 440V-525V
- **Product compliance:** IEC 60831 Part 1-2014 and 2 -2014 compliant, **BIS Certified**, CE, CQC, UL, ASTA, Rohs and Green Premium
- **Type tested:** From LCIE France and ASTA Intertek
- **Temperature class:** Class D (+55°C for VarPlus Can)
- **Reliability:** Self healing, unique 3-phase disconnection mechanism with pressure sensitive disconnection (PSD)
- **Safety:** Tamper-proof discharge resistor, IP20 for FastOn and Clampbite offer
- **Robust design:** Al Can for casing, hermetically sealed, resin as coolant - better than gas
- **Enhanced life:** 130K hours with better current handling capacity due to wave cut films with slope metalization

Can (Cylindrical) Type 440V Capacitors

Description	kVAr Rating	Minimum Ordering Quantity (No.)	Reference	Unit MRP
EasyCan (S Duty) 440V Range				
MPP - Standard Duty Can 3Ph 1kVAr 440V 50Hz	1	3	MEHVCSDY010A44	713
MPP - Standard Duty Can 3Ph 2kVAr 440V 50Hz	2	3	MEHVCSDY020A44	991
MPP - Standard Duty Can 3Ph 3kVAr 440V 50Hz	3	3	MEHVCSDY030A44	1487
MPP - Standard Duty Can 3Ph 4kVAr 440V 50Hz	4	3	MEHVCSDY040A44	1984
MPP - Standard Duty Can 3Ph 5kVAr 440V 50Hz	5	3	MEHVCSDY050A44	2030
MPP - Standard Duty Can 3Ph 7.5kVAr 440V 50Hz	7.5	3	MEHVCSDY075A44	2841
MPP - Standard Duty Can 3Ph 10kVAr 440V 50Hz	10	1	MEHVCSDY100A44	3320
MPP - Standard Duty Can 3Ph 12.5kVAr 440V 50Hz	12.5	1	MEHVCSDY125A44	4148
MPP - Standard Duty Can 3Ph 15kVAr 440V 50Hz	15	1	MEHVCSDY150A44	4974
MPP - Standard Duty Can 3Ph 20kVAr 440V 50Hz	20	1	MEHVCSDY200A44	6634
MPP - Standard Duty Can 3Ph 25kVAr 440V 50Hz	25	1	MEHVCSDY250A44	8294
VarPlus Can (H Duty) 440V Range				
MPP - Heavy Duty Can 3Ph 1kVAr 440V 50Hz	1	3	MEHVCHDY010A44	887
MPP - Heavy Duty Can 3Ph 2kVAr 440V 50Hz	2	3	MEHVCHDY020A44	1390
MPP - Heavy Duty Can 3Ph 3kVAr 440V 50Hz	3	3	MEHVCHDY030A44	2088
MPP - Heavy Duty Can 3Ph 4kVAr 440V 50Hz	4	3	MEHVCHDY040A44	2781
MPP - Heavy Duty Can 3Ph 5kVAr 440V 50Hz	5	3	MEHVCHDY050A44	2888
MPP - Heavy Duty Can 3Ph 7.5kVAr 440V 50Hz	7.5	3	MEHVCHDY075A44	4233
MPP - Heavy Duty Can 3Ph 10kVAr 440V 50Hz	10	1	MEHVCHDY100A44	5268
MPP - Heavy Duty Can 3Ph 12.5kVAr 440V 50Hz	12.5	1	MEHVCHDY125A44	6617
MPP - Heavy Duty Can 3Ph 15kVAr 440V 50Hz	15	1	MEHVCHDY150A44	7900
MPP - Heavy Duty Can 3Ph 20kVAr 440V 50Hz	20	1	MEHVCHDY200A44	10536
MPP - Heavy Duty Can 3Ph 25kVAr 440V 50Hz	25	1	MEHVCHDY250A44	13168
MPP - Heavy Duty Can 3Ph 30kVAr 440V 50Hz	30	1	MEHVCHDY300A44	15876
MPP - Heavy Duty Can 3Ph 40kVAr 440V 50Hz (Single unit with IP00)	40	1	MEHVCHDY400A44	20623
MPP - Heavy Duty Can 3Ph 50kVAr 440V 50Hz (Single unit with IP00)	50	1	MEHVCHDY500A44	25659
VarPlus Can (GH Duty) 440V Range				
MPP - Gas Heavy Duty Can 3Ph 5kVAr 440V 50Hz	5	3	MEHVCGSF050A44	2923
MPP - Gas Heavy Duty Can 3Ph 7.5kVAr 440V 50Hz	7.5	3	MEHVCGSF075A44	4381
MPP - Gas Heavy Duty Can 3Ph 10kVAr 440V 50Hz	10	1	MEHVCGSF100A44	5403
MPP - Gas Heavy Duty Can 3Ph 12.5kVAr 440V 50Hz	12.5	1	MEHVCGSF125A44	6751
MPP - Gas Heavy Duty Can 3Ph 15kVAr 440V 50Hz	15	1	MEHVCGSF150A44	8098
MPP - Gas Heavy Duty Can 3Ph 20kVAr 440V 50Hz	20	1	MEHVCGSF200A44	10790
MPP - Gas Heavy Duty Can 3Ph 25kVAr 440V 50Hz	25	1	MEHVCGSF250A44	13501
MPP - Gas Heavy Duty Can 3Ph 30kVAr 440V 50Hz	30	1	MEHVCGSF300A44	16194
MPP - Gas Heavy Duty Can 3Ph 40kVAr 440V 50Hz (Single unit with IP00)	40	1	MEHVCGSF400A44	20965
MPP - Gas Heavy Duty Can 3Ph 50kVAr 440V 50Hz (Single unit with IP00)	50	1	MEHVCGSF500A44	26201

Power Factor Correction Products



VarPlus Box

- **Performance:** High performance and flexibility
- **Product range:** 5-50 kvar from 440V-525V
- **Product compliance:** IEC 60831 Part 1-2014 and 2 -2014 compliant, **BIS Certified**, CE, CQC, UL, ASTA, Rohs and Green Premium
- **Type tested:** From LCIE France and ASTA Intertek
- **Temperature class:** +50°C for VarPlus Box APP, Class D (60°C for VarPlus Xtreme Box, 70°C for MD-XL)
- **Reliability:** Self healing, unique 3-phase disconnection mechanism with pressure sensitive disconnection (PSD)
- **Robust design:** Steel enclosure, resin as coolant - better than gas
- **Enhanced life:** 150K hours with better current handling capacity due to wave cut films with slope metalization

Box (Square) Type 440V Capacitors

Description	kVAr Rating	Minimum Ordering Quantity (No.)	Reference	Unit MRP [₹]
VarPlus Box Xtreme H Duty 440V Range				
MPP - Xtreme Heavy Duty Box 3Ph 5kVAr 440V 50Hz	5	1	MEHVBHDY050A44 <input checked="" type="checkbox"/>	3878
MPP - Xtreme Heavy Duty Box 3Ph 7.5kVAr 440V 50Hz	7.5	1	MEHVBHDY075A44	5813
MPP - Xtreme Heavy Duty Box Box 3Ph 10kVAr 440V 50Hz	10	1	MEHVBHDY100A44 <input checked="" type="checkbox"/>	6652
MPP - Xtreme Heavy Duty Box 3Ph 12.5kVAr 440V 50Hz	12.5	1	MEHVBHDY125A44	8288
MPP - Xtreme Heavy Duty Box 3Ph 15kVAr 440V 50Hz	15	1	MEHVBHDY150A44 <input checked="" type="checkbox"/>	9946
MPP - Xtreme Heavy Duty Box 3Ph 20kVAr 440V 50Hz	20	1	MEHVBHDY200A44 <input checked="" type="checkbox"/>	13323
MPP - Xtreme Heavy Duty Box 3Ph 25kVAr 440V 50Hz	25	1	MEHVBHDY250A44 <input checked="" type="checkbox"/>	16655
MPP - Xtreme Heavy Duty Box 3Ph 30kVAr 440V 50Hz	30	1	MEHVBHDY300A44	19888
VarPlus Box APP 440V Range				
APP - Box 3Ph 5kVAr 440V 50Hz	5	1	MEHVBAPP050A44	5305
APP - Box 3Ph 7.5kVAr 440V 50Hz	7.5	1	MEHVBAPP075A44	7960
APP - Box 3Ph 10kVAr 440V 50Hz	10	1	MEHVBAPP100A44	9309
APP - Box 3Ph 12.5kVAr 440V 50Hz	12.5	1	MEHVBAPP125A44	11640
APP - Box 3Ph 15kVAr 440V 50Hz	15	1	MEHVBAPP150A44	13968
APP - Box 3Ph 20kVAr 440V 50Hz	20	1	MEHVBAPP200A44	18624
APP - Box 3Ph 25kVAr 440V 50Hz	25	1	MEHVBAPP250A44	23282
APP - Box 3Ph 30kVAr 440V 50Hz	30	1	MEHVBAPP300A44	27986

Power Factor Correction Products



Detuned Filter Application Capacitors

Description	kVAr Rating	Minimum Ordering Quantity (No.)	Reference	Unit MRP
* Capacitors for 7%/5.7% , 440V Detuned Filter Application				
VarPlus Can (H Duty) 480V Range				
MPP - Heavy Duty Can 3Ph 5.6kVAr 480V 50Hz	5.6	1	MEHVCHDY056A48	3158
MPP - Heavy Duty Can 3Ph 6.7kVAr 480V 50Hz	6.7	1	MEHVCHDY067A48	3779
MPP - Heavy Duty Can 3Ph 11.3kVAr 480V 50Hz	11.3	1	MEHVCHDY113A48	5973
MPP - Heavy Duty Can 3Ph 12.5kVAr 480V 50Hz	12.5	1	MEHVCHDY125A48	6609
MPP - Heavy Duty Can 3Ph 14.4kVAr 480V 50Hz	14.4	1	MEHVCHDY144A48	7620
MPP - Heavy Duty Can 3Ph 15.5kVAr 480V 50Hz	15.5	1	MEHVCHDY155A48	8201
MPP - Heavy Duty Can 3Ph 17kVAr 480V 50Hz	17	1	MEHVCHDY170A48	8998
MPP - Heavy Duty Can 3Ph 19kVAr 480V 50Hz	19	1	MEHVCHDY190A48	10057
MPP - Heavy Duty Can 3Ph 22.4kVAr 480V 50Hz	22.4	1	MEHVCHDY224A48	11854
MPP - Heavy Duty Can 3Ph 25kVAr 480V 50Hz	25	1	MEHVCHDY250A48	13232
MPP - Heavy Duty Can 3Ph 28.1kVAr 480V 50Hz	28.1	1	MEHVCHDY281A48	14787
MPP - Heavy Duty Can 3Ph 31.5kVAr 480V 50Hz	31.5	1	MEHVCHDY315A48	16656
VarPlus Can (GH Duty) 480V Range				
MPP - GasHeavy Duty Can 3Ph 5.6kVAr 480V 50Hz	5.6	1	MEHVCGSF056A48	3272
MPP - GasHeavy Duty Can 3Ph 6.7kVAr 480V 50Hz	6.7	1	MEHVCGSF067A48	3915
MPP - GasHeavy Duty Can 3Ph 11.3kVAr 480V 50Hz	11.3	1	MEHVCGSF113A48	6099
MPP - GasHeavy Duty Can 3Ph 12.5kVAr 480V 50Hz	12.5	1	MEHVCGSF125A48	6746
MPP - GasHeavy Duty Can 3Ph 14.4kVAr 480V 50Hz	14.4	1	MEHVCGSF144A48	7798
MPP - GasHeavy Duty Can 3Ph 15.5kVAr 480V 50Hz	15.5	1	MEHVCGSF155A48	8367
MPP - GasHeavy Duty Can 3Ph 17kVAr 480V 50Hz	17	1	MEHVCGSF170A48	9177
MPP - GasHeavy Duty Can 3Ph 22.4kVAr 480V 50Hz	22.4	1	MEHVCGSF224A48	12090
MPP - GasHeavy Duty Can 3Ph 25kVAr 480V 50Hz	25	1	MEHVCGSF250A48	13493
MPP - GasHeavy Duty Can 3Ph 28.1kVAr 480V 50Hz	28.1	1	MEHVCGSF281A48	15223
MPP - GasHeavy Duty Can 3Ph 31.5kVAr 480V 50Hz	31.5	1	MEHVCGSF315A48	17066
VarPlus Box Xtreme H Duty 480V Range				
MPP - Xtreme Heavy Duty Box 3Ph 5.6kVAr 480V 50Hz	5.6	1	MEHVBHDY056A48	4341
MPP - Xtreme Heavy Duty Box 3Ph 11.3kVAr 480V 50Hz	11.3	1	MEHVBHDY113A48	7491
MPP - Xtreme Heavy Duty Box 3Ph 14.4kVAr 480V 50Hz	14.4	1	MEHVBHDY144A48	9596
MPP - Xtreme Heavy Duty Box 3Ph 17kVAr 480V 50Hz	17	1	MEHVBHDY170A48	11265
MPP - Xtreme Heavy Duty Box 3Ph 22.4kVAr 480V 50Hz	22.4	1	MEHVBHDY224A48	14788
MPP - Xtreme Heavy Duty Box 3Ph 25kVAr 480V 50Hz	25	1	MEHVBHDY250A48	16511
MPP - Xtreme Heavy Duty Box 3Ph 28.1kVAr 480V 50Hz	28.1	1	MEHVBHDY281A48	18645
MPP - Xtreme Heavy Duty Box 3Ph 31.5kVAr 480V 50Hz	31.5	1	MEHVBHDY315A48	20798

* Refer to Selection chart for Reactors & Capacitors available on page 16

NORMAL STOCK ITEMS

W.E.F. January 30th, 2023

Power Factor Correction Products



Detuned Filter Application Capacitors


Description	kVAR Rating	Minimum Ordering Quantity (No.)	Reference	Unit MRP
VarPlus Box APP 480V Range				
APP - Box 3Ph 5.6kVAR 480V 50Hz	5.6	1	MEHVBAP P056A48	5934
APP - Box 3Ph 11.3kVAR 480V 50Hz	11.3	1	MEHVBAPP113A48	10537
APP - Box 3Ph 14.4kVAR 480V 50Hz	14.4	1	MEHVBAPP144A48	13428
APP - Box 3Ph 15.5kVAR 480V 50Hz	15.5	1	MEHVBAPP155A48	14436
APP - Box 3Ph 17kVAR 480V 50Hz	17	1	MEHVBAPP170A48	15872
APP - Box 3Ph 22.4kVAR 480V 50Hz	22.4	1	MEHVBAPP224A48	20913
APP - Box 3Ph 25kVAR 480V 50Hz	25	1	MEHVBAPP250A48	23286
APP - Box 3Ph 28.1kVAR 480V 50Hz	28.1	1	MEHVBAPP281A48	26170
APP - Box 3Ph 31.5kVAR 480V 50Hz	31.5	1	MEHVBAPP315A48	29339
* Capacitors for 7%/ 5.7%/ 14% , 440V Filter Application				
VarPlus Can (H Duty) 525V Range				
MPP - Heavy Duty Can 3Ph 6.9kVAR 525V 50Hz	6.9	1	MEHVCHDY069A52	3896
MPP - Heavy Duty Can 3Ph 12.5kVAR 525V 50Hz	12.5	1	MEHVCHDY125A52	6612
MPP - Heavy Duty Can 3Ph 13.8kVAR 525V 50Hz	13.8	1	MEHVCHDY138A52	7301
MPP - Heavy Duty Can 3Ph 15.4kVAR 525V 50Hz	15.4	1	MEHVCHDY154A52	8145
MPP - Heavy Duty Can 3Ph 17.2kVAR 525V 50Hz	17.2	1	MEHVCHDY172A52	9100
MPP - Heavy Duty Can 3Ph 18.5kVAR 525V 50Hz	18.5	1	MEHVCHDY185A52	9786
MPP - Heavy Duty Can 3Ph 20.6kVAR 525V 50Hz	20.6	1	MEHVCHDY206A52	10896
MPP - Heavy Duty Can 3Ph 25kVAR 525V 50Hz	25	1	MEHVCHDY250A52	13168
MPP - Heavy Duty Can 3Ph 27.5kVAR 525V 50Hz	27.5	1	MEHVCHDY275A52	14553
MPP - Heavy Duty Can 3Ph 30.6kVAR 525V 50Hz	30.6	1	MEHVCHDY306A52	16191
MPP - Heavy Duty Can 3Ph 33.1kVAR 525V 50Hz	33.1	1	MEHVCHDY331A52	17499
MPP-Heavy Duty Can 3Ph 37.7 kVAR 525V 50Hz	37.7	1	MEHVCHDY377A52	19929
VarPlus Can (GH Duty) 525V Range				
MPP - GasHeavy Duty Can 3Ph 6.9kVAR 525V 50Hz	6.9	1	MEHVCGSF069A52	4042
MPP - GasHeavy Duty Can 3Ph 12.5kVAR 525V 50Hz	12.5	1	MEHVCGSF125A52	6769
MPP - GasHeavy Duty Can 3Ph 13.8kVAR 525V 50Hz	13.8	1	MEHVCGSF138A52	7472
MPP - GasHeavy Duty Can 3Ph 20.6kVAR 525V 50Hz	20.6	1	MEHVCGSF206A52	11166
MPP - GasHeavy Duty Can 3Ph 25kVAR 525V50Hz	25	1	MEHVCGSF250A52	13540
MPP - GasHeavy Duty Can 3Ph 27.5kVAR 525V50Hz	27.5	1	MEHVCGSF275A52	14908
MPP - GasHeavy Duty Can 3Ph 30.6kVAR 525V50Hz	30.6	1	MEHVCGSF306A52	16584
MPP - GasHeavy Duty Can 3Ph 33.1kVAR 525V50Hz	33.1	1	MEHVCGSF331A52	17942
MPP - GasHeavy Duty Can 3Ph 37.7kVAR 525V50Hz	37.7	1	MEHVCGSF377A52	20392

* Refer to Selection chart for Reactors & Capacitors available on page 16


Power Factor Correction Products



Detuned Filter Application Capacitors

Description	kVAr Rating	Minimum Ordering Quantity (No.)	Reference	Unit MRP 
VarPlus Box Xtreme H Duty 525V Range New				
MPP - Xtreme Heavy Duty Box 3Ph 6.9kVAr 525V 50Hz	6.9	1	MEHVBHDY069A52	5375
MPP - Xtreme Heavy Duty Box 3Ph 12.5kVAr 525V 50Hz	12.5	1	MEHVBHDY125A52	8259
MPP - Xtreme Heavy Duty Box 3Ph 13.8kVAr 525V 50Hz	13.8	1	MEHVBHDY138A52	9134
MPP - Xtreme Heavy Duty Box 3Ph 15.4kVAr 525V 50Hz	15.4	1	MEHVBHDY154A52	10194
MPP - Xtreme Heavy Duty Box 3Ph 17.2kVAr 525V 50Hz	17.2	1	MEHVBHDY172A52	11491
MPP - Xtreme Heavy Duty Box 3Ph 20.6kVAr 525V 50Hz	20.6	1	MEHVBHDY206A52	13637
MPP - Xtreme Heavy Duty Box 3Ph 25kVAr 525V 50Hz	25	1	MEHVBHDY250A52	16573
MPP - Xtreme Heavy Duty Box 3Ph 27.5kVAr 525V 50Hz	27.5	1	MEHVBHDY275A52	18221
MPP - Xtreme Heavy Duty Box 3Ph 30.6kVAr 525V 50Hz	30.6	1	MEHVBHDY306A52	20211
MPP - Xtreme Heavy Duty Box 3Ph 33.1kVAr 525V 50Hz	33.1	1	MEHVBHDY331A52	22042
VarPlus Box APP 525V Range				
APP - Box 3Ph 6.9kVAr 525V 50Hz	6.9	1	MEHVBAPP069A52	7311
APP - Box 3Ph 12.5kVAr 525V 50Hz	12.5	1	MEHVBAPP125A52	11641
APP - Box 3Ph 13.8kVAr 525V 50Hz	13.8	1	MEHVBAPP138A52	12846
APP - Box 3Ph 15.4kVAr 525V 50Hz	15.4	1	MEHVBAPP154A52	14337
APP - Box 3Ph 20.6kVAr 525V 50Hz	20.6	1	MEHVBAPP206A52	19187
APP - Box 3Ph 25kVAr 525V 50Hz	25	1	MEHVBAPP250A52	23288
APP - Box 3Ph 27.5kVAr 525V 50Hz	27.5	1	MEHVBAPP275A52	25616
APP - Box 3Ph 30.6kVAr 525V 50Hz	30.6	1	MEHVBAPP306A52	28515
APP - Box 3Ph 33.1kVAr 525V 50Hz	33.1	1	MEHVBAPP331A52	30828
APP - Box 3Ph 37.7kVAr 525V 50Hz	37.7	1	MEHVBAPP377A52	35131

Refer to Selection chart for Reactors & Capacitors available on page 16

 NORMAL STOCK ITEMS

W.E.F. January 30th, 2023



VarPlus MAX Detuned Reactors

MAXimize Efficiency
MAXimize Savings



se.com/in

PFC - Detuned Reactors



VarPlus Max Detuned Reactor

- **Performance:** Designed to operate at a stringent harmonic spectrum as per IEEE 519
- **Offer configuration:** 6.5 - 100 kvar, 440V
- **Product range:** Single footprint from 6.5 - 100 kvar
- **Product compliance:** Compliant to IEC 60076-6
- **Type tested:** Certified by CPRI
- **Temperature class:** Class H for insulation $\leq 180^{\circ}\text{C}$
- **Reliability:** Conductor design, designed as per maximum permissible current (I_{mp})
- **Safety:** Built-in thermal protection

Detuned Reactor 440V Range

Description	kVAr Rating	Minimum Ordering Quantity (No.)	Reference	Unit MRP
VarPlus MAX Detuned Reactor 5.7%, 440V Range				
VarPlus MAX AL Detuned reactor 20 kVAr 440V 5.7 % 50Hz	20	1	LVR05200A44LO	29608
VarPlus MAX AL Detuned reactor 25 kVAr 440V 5.7 % 50Hz	25	1	LVR05250A44LO	30595
VarPlus MAX AL Detuned reactor 50 kVAr 440V 5.7 % 50Hz	50	1	LVR05500A44LO	45776
VarPlus MAX AL Detuned reactor 100 kVAr 440V 5.7 % 50Hz	100	1	LVR05X00A44LO	91521
VarPlus MAX Detuned Reactor 7%, 440V Range				
VarPlus MAX AL Detuned reactor 5 kVAr 440V 7% 50Hz	5	1	LVR07050A44LO	13299
VarPlus MAX AL Detuned reactor 10 kVAr 440V 7% 50Hz	10	1	LVR07100A44LO	19220
VarPlus MAX AL Detuned reactor 12.5 kVAr 440V 7% 50Hz	12.5	1	LVR07125A44LO	21978
VarPlus MAX AL Detuned reactor 15 kVAr 440V 7% 50Hz	15	1	LVR07150A44LO	23305
VarPlus MAX AL Detuned reactor 20 kVAr 440V 7% 50Hz	20	1	LVR07200A44LO	24737
VarPlus MAX AL Detuned reactor 25 kVAr 440V 7% 50Hz	25	1	LVR07250A44LO	24746
VarPlus MAX AL Detuned reactor 50 kVAr 440V 7% 50Hz	50	1	LVR07500A44LO	38214
VarPlus MAX AL Detuned reactor 75 kVAr 440V 7% 50Hz	75	1	LVR07750A44LO	59603
VarPlus MAX AL Detuned reactor 100 kVAr 440V 7% 50Hz	100	1	LVR07X00A44LO	77203
VarPlus MAX Detuned Reactor 14%, 440V Range				
VarPlus MAX AL Detuned reactor 10 kVAr 440V 14 % 50Hz	10	1	LVR14100A44LO	20649
VarPlus MAX AL Detuned reactor 15 kVAr 440V 14 % 50Hz	15	1	LVR14150A44LO	30135
VarPlus MAX AL Detuned reactor 25 kVAr 440V 14 % 50Hz	25	1	LVR14250A44LO	37841
VarPlus MAX AL Detuned reactor 50 kVAr 440V 14 % 50Hz	50	1	LVR14500A44LO	63118
VarPlus MAX AL Detuned reactor 100 kVAr 440V 14 % 50Hz	100	1	LVR14X00A44LO	130526



Introducing VarPlus MAX Copper Wound Reactors



se.com/in


Copper Wound Detuned Reactor



VarPlus Max Copper Detuned Reactors

- **MAXimize your selection**
 - Wide range available in Copper windings.
- **MAXimize your OPEX optimization**
 - Up to 30% lower losses to reduce your OPEX
- **MAXimize your thermal efficiency**
 - Up to 20% lower working temperatures
- **MAXimize your operational efficiency**
 - Design current up to 1.3 x Rated Current
 - Saturation current limit up to 2.0 x Rated Current
 - Designed for Harsh environments (Maximum voltage harmonic limit up to 9%)

Copper Wound Detuned Reactor 440V Range

Description	kVAr Rating	Minimum Ordering Quantity (No.)	Reference	Unit MRP 
Varplus Copper Detuned Reactor 7%, 440V Range				
DetunedReactor CU 5kVAr 440V 7% 50Hz	5	1	LVR07050A44CU	16200
DetunedReactor CU 10kVAr 440V 7% 50Hz	10	1	LVR07100A44CU	26468
DetunedReactor CU 12.5kVAr 440V 7% 50Hz	12.5	1	LVR07125A44CU	28147
DetunedReactor CU 15kVAr 440V 7% 50Hz	15	1	LVR07150A44CU	32092
DetunedReactor CU 20kVAr 440V 7% 50Hz	20	1	LVR07200A44CU	34065
DetunedReactor CU 25kVAr 440V 7% 50Hz	25	1	LVR07250A44CU	39270
DetunedReactor CU 50kVAr 440V 7% 50Hz	50	1	LVR07500A44CU	66790
DetunedReactor CU 100kVAr 440V 7% 50Hz	100	1	LVR07X00A44CU	122665
Varplus Copper Detuned Reactor 14%, 440V Range				
DetunedReactor CU 10kVAr 440V 14% 50Hz	10	1	LVR14100A44CU	32333
DetunedReactor CU 25kVAr 440V 14% 50Hz	25	1	LVR14250A44CU	62897
DetunedReactor CU 50kVAr 440V 14% 50Hz	50	1	LVR14500A44CU	104914

Selection of capacitor (kVAr & Voltage) for Detuned filter Application

Effective kVAr output of Detuned Filter @ 440V	Selection of 480V capacitors for 7%/ 5.7% detuned Reactor for 440V	Selection of 525V capacitors for 7%/ 5.7% detuned Reactor for 440V	Selection of 525V capacitors for 14% detuned Reactor for 440V
5	5kVAr 7%/5.7% Reactor + 5.6kVAr, 480V Capacitor	5kVAr 7%/5.7% Reactor + 6.9kVAr, 525V Capacitor	5kVAr 14% Reactor + 6.9kVAr, 525V Capacitor
10	10kVAr 7%/5.7% Reactor + 11.3kVAr, 480V Capacitor	10kVAr 7%/5.7% Reactor + 13.8kVAr, 525V Capacitor	10kVAr 14% Reactor + 12.5kVAr, 525V Capacitor
12.5	12.5kVAr 7%/5.7% Reactor + 14.4kVAr, 480V Capacitor	12.5kVAr 7%/5.7% Reactor + 17.2kVAr, 525V Capacitor	12.5kVAr 14% Reactor + 15.4kVAr, 525V Capacitor
15	15kVAr 7%/5.7% Reactor + 17kVAr, 480V Capacitor	15kVAr 7%/5.7% Reactor + 20.6kVAr, 525V Capacitor	15kVAr 14% Reactor + 18.5kVAr, 525V Capacitor
20	20kVAr 7%/5.7% Reactor + 22.4kVAr, 480V Capacitor	20kVAr 7%/5.7% Reactor + 27.5kVAr, 525V Capacitor	20kVAr 14% Reactor + 25kVAr, 525V Capacitor
25	25kVAr 7%/5.7% Reactor + 28.1kVAr, 480V Capacitor	25kVAr 7%/5.7% Reactor + 33.1kVAr, 525V Capacitor	25kVAr 14% Reactor + 30.6kVAr, 525V Capacitor
50	50kVAr 7%/5.7% Reactor + 2 x 28.1kVAr, 480V Capacitor	50kVAr 7%/5.7% Reactor + 2 x 33.1kVAr, 525V Capacitor	50kVAr 14% Reactor + 2 x 30.6kVAr, 525V Capacitor
75	75kVAr 7%/5.7% Reactor + 3 x 28.1kVAr, 480V Capacitor	75kVAr 7%/5.7% Reactor + 3 x 33.1kVAr, 525V Capacitor	75kVAr 14% Reactor + 3 x 30.6kVAr, 525V Capacitor
100	100kVAr 7%/5.7% Reactor + 4 x 28.1kVAr, 480V Capacitor	100kVAr 7%/5.7% Reactor + 4 x 33.1kVAr, 525V Capacitor	100kVAr 14% Reactor + 4 x 30.6kVAr, 525V Capacitor

VarPlus Logic APFC relay


- Automatic Initialization & sequence detection
- Measurement of Step kVAr & THDv up to 19th
- RS485 port as default feature
- 4 Quadrant measurement
- Dual Cos phi settings for two source operation



Power Factor Correction Products



APFC Relays

Description	No. of Step	Minimum Ordering Quantity (No.)	Reference	Unit MRP 
Varlogic APFC Relays - Classic Range				
RT6 , 6 step, 440V, 5A	6	1	51207 <input checked="" type="checkbox"/>	19792
RT8 , 8 step, 440V, 5A	8	1	51209 <input checked="" type="checkbox"/>	25653
RT12 , 12 step, 440V, 5A	12	1	51213 <input checked="" type="checkbox"/>	29762
VarPlus Logic APFC Relays - Advanced Range				
VPL06, 6 step LCD Display , 90V - 550V 50/60Hz 1A/5A with RS485	6	1	VPL06N <input checked="" type="checkbox"/>	44090
VPL12, 12 step LCD Display , 90V - 550V 50/60Hz 1A/5A with RS485	12	1	VPL12N <input checked="" type="checkbox"/>	47607



PowerLogic™ DVR

Stabilize voltage and
maximize reliability



• Reliability



• Efficiency



• Performance

se.com/in

PowerLogic™ DVR




- Mitigates three-phase voltage sags up to -70% deep or single-phase interruptions
- Continuous regulation to offer high stabilization ($\pm 1\%$)
- Very high operational efficiency ($> 98\%$)
- Power ranges from 150 to 900 kVA
- Swell and overvoltage compensation up to + 20%
- High response speed (< 3 milliseconds)
- Compensation of voltage dips even for longer times (up to 30 seconds)

PowerLogic DVR 380/400/415 V, 50/60 Hz

Sag Level	Rated Power (KVA)	By-Pass Rating (A)		Commercial Reference Number				By-Pass		Price
		By-Pass Rating	Master Reference	Qty	Slave Reference	Qty	By-Pass Reference	Qty		
40%	150	630A	DVR15040400	X 1			DVRBP630	X 1	Price on request	
	220	630A	DVR22040400	X 1			DVRBP630	X 1		
	300	630A	DVR30040400	X 1			DVRBP630	X 1		
	440	1250A	DVR44040400M	X 1	DVR44040400S	X 1	DVRBP1250	X 1		
	500	1250A	DVR50040400M	X 1	DVR50040400S	X 1	DVRBP1250	X 1		
	600	1250A	DVR60040400M	X 1	DVR60040400S	X 1	DVRBP1250	X 1		
	750	2000A	DVR75040400M	X 1	DVR75040400S	X 2	DVRBP2000	X 1		
50%	900	2000A	DVR90040400M	X 1	DVR90040400S	X 2	DVRBP2000	X 1		
	220	630A	DVR22050400	X 1			DVRBP630	X 1		
	440	1250A	DVR44050400M	X 1	DVR44050400S	X 1	DVRBP1250	X 1		
60%	660	2000A	DVR66050400M	X 1	DVR66050400S	X 2	DVRBP2000	X 1		
	150	630A	DVR15060400	X 1		X 1	DVRBP630	X 1		
	300	1250A	DVR30060400M	X 1	DVR30060400S	X 1	DVRBP1250	X 1		
	450	1250A	DVR45060400M	X 1	DVR45060400S	X 2	DVRBP1250	X 1		



Accusine PCS+

- All in one: Harmonics, PF, Load unbalance, Flicker
- Fully selectable harmonics: 2nd to 50th
- Flexible CT connection: Load side/ source side
- Suitable to work in Harsh environment including marine application
- Parallel connection up to 99 units - any combination of models
- Standards compliance / certification:  (UL508, CSA 22.2 No.14) CE Certified
- PCBA Protection - conformal coating on all PCBAs pollution Degree 2



Industry segment



Heavy Industry



Oil & Gas (on/off shore)



Marine



Water Wastewater



Processing plants



Mining

Infrastructure & Building segment



Nuclear plants



Airport



HVAC



Healthcare

se.com/in



Accusine PCSn

Discover the new AccuSine PCSn

Your 3-phase + neutral active harmonic filter

Clean up your current

- Units design to work in high ambient temp up to 50 Deg C
- 3 Level IGBT to meet tough target requirements from Utilities
- 3-in-1 Harmonic Correction, PF improvement, Main current balancing



Building segment



Heavy
Industry



Retail
space



Healthcare



Hotel &
Casino



Life sciences &
University



Datacenter
Cloud Farm

Industry segment



Light
Industry



Food &
Beverage

se.com/in

Active Harmonic Filtering Solutions

AccuSine PCS+



- 3 Ph, 3 wire connection
- From 208V to 690V supply
- Parallel connection up to 99 units - any combination of models
- Harmonic cancellation spectrum from 2nd to 50th harmonic order
- Load balancing of source current
- DPF correction
- Can be used with PF capacitors as Hybrid VAR compensation (HVC) system

Accusine PCS+

Description	AMPS	Minimum Ordering Quantity (No.)	Reference	Unit MRP
AccuSine PCS+				
AccuSine PCS+ 60A 380V- 480V 50- 60Hz IP31	60	1	PCSP060D5IP31	On Request
AccuSine PCS+ 120A 380V - 480V 50- 60Hz IP31	120	1	PCSP120D5IP31	On Request
AccuSine PCS+ 200A 380V- 480V 50- 60Hz IP31	200	1	PCSP200D5IP31	On Request
AccuSine PCS+ 300A 380V- 480V 50- 60Hz IP31	300	1	PCSP300D5IP31	On Request
AccuSine PCS+ IP54				
AccuSine PCS+ 60A 380V-480V 50- 60Hz IP54	60	1	PCSP060D5IP54	On Request
AccuSine PCS+ 120A 380V-480V 50- 60Hz IP54	120	1	PCSP120D5IP54	On Request
AccuSine PCS+ 200A 380V- 480V 50- 60Hz IP54	200	1	PCSP200D5IP54	On Request
AccuSine PCS+ 300A 380V- 480V 50- 60Hz IP54	300	1	PCSP300D5IP54	On Request

Note: Active Harmonic Filter prices On Request

AccuSine PCSn



- Clean up your current
- Units design to work in high ambient temp up to 50 Deg C
 - 3 Level IGBT to meet tough target requirements from Utilities
 - 3-in-1 Harmonic Correction, PF improvement, Main current balancing

AccuSine PCSn

Description	AMPS	Minimum Ordering Quantity (No.)	Reference	Unit MRP
AccuSine PCSn				
AccuSine PCSn 30A 208-415Vac 3ph+N chassis IP00	30	1	PCSN030Y4CH00	On Request
AccuSine PCSn 60A 208-415Vac 3ph+N chassis IP00	60	1	PCSN060Y4CH00	On Request
AccuSine PCSn 60A 208-415Vac 3ph+N chassis IP00 expansion module	60	1	PCSN060Y4CH00E	On Request
AccuSine PCSn 30A 208-415Vac 3ph+N wall mount IP20	30	1	PCSN030Y4W20	On Request
AccuSine PCSn 60A 208-415Vac 3ph+N wall mount IP20	60	1	PCSN060Y4W20	On Request
AccuSine PCSn 60A 208-415Vac 3ph+N wall mount IP20 expansion module	60	1	PCSN060Y4W20E	On Request
AccuSine PCSn 30A 208-415Vac 3ph+N rack mount 19"	30	1	PCSN030Y4R19	On Request
AccuSine PCSn 60A 208-415Vac 3ph+N rack mount 19"	60	1	PCSN060Y4R19	On Request
AccuSine PCSn 60A 208-415Vac 3ph+N rack mount 19" expansion module	60	1	PCSN060Y4R19E	On Request

Note: Active Harmonic Filter prices On Request



Go
DIGITAL
with your
power factor correction



PowerLogic™ VarSet Smart: A new, IoT-connected innovation for realtime power factor control

#WhatsYourBoldIdea

se.com/in



Digitize your power factor correction

PowerLogic™ VarSet Smart



Every electrical network can benefit from power factor correction. It's the fastest way to save money and improve energy efficiency

An EcoStruxure™-ready VarSet Smart solution provides industry-leading diagnostics and IoT connectivity for superior performance monitoring and optimized maintenance.

Energy efficiency

- Lower utility bills by avoiding power factor penalties, lowering demand charges
- Unlock extra system capacity to expand and serve additional loads
- Increase equipment performance and lifespan with improved voltage
- Reduce CO₂ emissions with improved power efficiency

Reliability and performance

- With smart controller, embedded environmental sensors and energy gateway server
- Notify when problems are detected or maintenance is needed
- Self-monitoring and ready to connect to any system

Built to the highest standards

- Save time and effort with easy capacitor bank configuration selection and installation
- Tested and certified according to IEC 61439-1 & 2 and IEC 61921
- Engineered for safety and advanced performance
- Robust enclosure system with heavy-duty capacitors and detuned reactors
- Optimized for remote monitoring and preventative maintenance



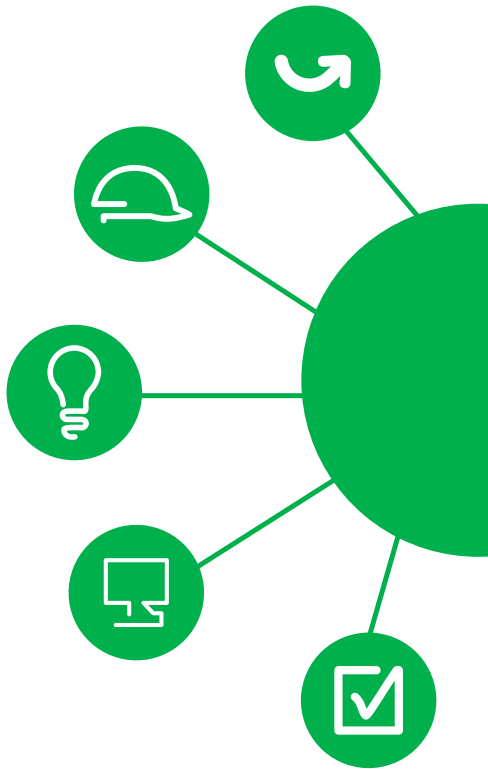
Remote power factor monitoring center

12 months

return on investment*

** Figures based on previous customer performance. Not a guarantee of performance in every case.*

Power Factor Correction Equipment - VarSet



Reliable

- > Achieves Target set PF
- > Reduces demand kVA
- > Eliminates PF Penalty
- > Specify what exactly it means
- > Fuel savings in DG

Safe

- > Burst proof capacitors
- > Detuned Reactors- No Harmonic Amplification
- > Minimum switching transient

Embedded Intelligence

- > Auto start, Auto detection, Auto polarity check, Auto c/k
- > Thermal intelligence
- > Harmonic intelligence
- > Asset management and performance
- > PQ Disturbance detection (Optional)

Digitize

- > Flexible to move to connected world
- > Web page monitor facility through Schneider Gateway devices (Optional)
- > Seam less integration with PME, PSE

Quality of construction

- > Compliance to and which Indian Standards
- > Stringent quality control measures
- > Best Engineering practices
- > Best thermal design for heat dissipation



ISO 9001 ISO 14001
ISO 50001



IGBC Green building Standards
Gold medal



IEC



RoHS
ROHS



REACH



Indian Standards

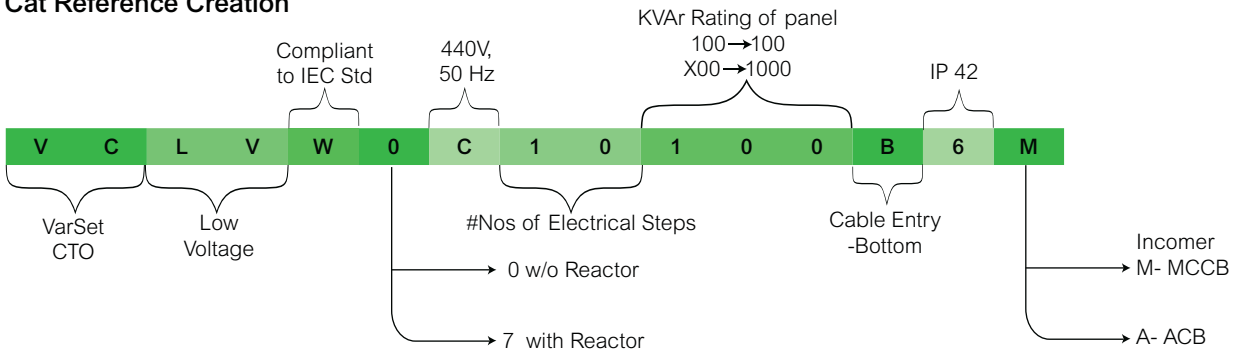
Power Factor Correction Equipment - VarSet



VarSet LV APFC panels without reactors

Pane Ratings	Step Configuration in kVAR	Cat Reference No.	Dimensions (in mm) W x D x H	Unit MRP [₹]
Incomer MCCB				
100	3x10kVAR + 1x20kVAR + 1x50kVAR	VCLVW0C10100B6M	800 x 800 x 2325	On Request
125	2x12.5kVAR + 2x25kVAR + 1x50kVAR	VCLVW0C10125B6M	800 x 800 x 2325	On Request
150	2x12.5kVAR + 1x25kVAR + 2x50kVAR	VCLVW0C12150B6M	800 x 800 x 2325	On Request
200	2x12.5kVAR + 1x25kVAR + 3x50kVAR	VCLVW0C16200B6M	800 x 800 x 2325	On Request
250	2x12.5kVAR + 1x25kVAR + 4x50kVAR	VCLVW0C20250B6M	1200 x 800 x 2325	On Request
300	2x12.5kVAR + 1x25kVAR + 5x50kVAR	VCLVW0C24300B6M	1200 x 800 x 2325	On Request
350	2x12.5kVAR + 1x25kVAR + 6x50kVAR	VCLVW0C28350B6M	1200 x 800 x 2325	On Request
400	2x25kVAR + 3x50kVAR + 2x100kVAR	VCLVW0C16400B6M	1200 x 800 x 2325	On Request
500	2x25kVAR + 3x50kVAR + 3x100kVAR	VCLVW0C20500B6M	1200 x 800 x 2325	On Request
Incomer ACB				
500	2x25kVAR + 3x50kVAR + 3x100kVAR	VCLVW0C20500B6A	1200 x 800 x 2325	On Request
600	2x25kVAR + 3x50kVAR + 4x100kVAR	VCLVW0C24600B6A	1400 x 800 x 2325	On Request
700	2x25kVAR + 3x50kVAR + 5x100kVAR	VCLVW0C28700B6A	1400 x 800 x 2325	On Request
750	2x25kVAR + 4x50kVAR + 5x100kVAR	VCLVW0C30750B6A	1400 x 800 x 2325	On Request
800	2x25kVAR + 3x50kVAR + 6x100kVAR	VCLVW0C32800B6A	2000 x 800 x 2325	On Request
900	2x25kVAR + 3x50kVAR + 7x100kVAR	VCLVW0C36900B6A	2000 x 800 x 2325	On Request
1000	2x25kVAR + 1x50kVAR + 9x100kVAR	VCLVW0C40X00B6A	2000 x 800 x 2325	On Request

Cat Reference Creation



Product offer: VarSet LV APFC panels with 7% / without Reactors Ratings = 100kVAR to 1000kVAR Capacitor = MPP HD Can 440/480V, with 3ph simultaneous PSD	General Features: System voltage = 440V Frequency = 50Hz Phase = 3 Design = Modular IP = IP42 Switching = Random	Incomer: Upto 350kVAR = MCCB, 36kA From 350 to 500kVAR = MCCB, 50kA From 500 to 1000kVAR = ACB, 65kA Step protection = MCCBs, 36kA	Switching: Capacitor duty Contactor - without Reactor design Power Contactors - with Reactor design
--	---	---	--

Power Factor Correction Equipment - VarSet



Branch Protection: MCCB

> Branch Protection: MCCB

- Reduces thermal stresses on the electrical distribution network
- Unique electrical fault trip indication (SDE)



Incomer: ACB/MCCB

> Incomer: ACB/MCCB

- No derating upto 55°C as per IEC-60947 Part 1 & 2
- Fastest Breaking time <25ms



Capacitor: LV Shunt MPP FILM

> Capacitor: LV MPP film

- IEC 60831-1,2 Compliant
- Unique Pressure sensitive disconnecter
- Class D (+55degC)



Detuned Reactor: Cu Wound

> Detuned Reactor: Cu Wound

- Compliant to IEC 60076-6
- Class H insulation (180 °C)
- Inbuilt thermal protection



APFC Controller: Varlogic RT/ VarPlus Logic VPL

> APFC Controller: Varlogic RT/ VarPlus Logic VPL

- Most Intelligent PFC relay in market with 6, 8, 12 steps
- Ready to communicate with dedicated RS485 port



VarSet LV APFC panels with 7% reactors

Panel Ratings	Step Configuration in kVAR	Cat Reference No.	Dimensions (in mm)W x D x H	Unit MRP [₹]
Incomer MCCB				
100	3x10kVAR + 1x20kVAR + 1x50kVAR	VCLVW7C10100B6M	1200 x 800 x 2325	On Request
125	2x12.5kVAR + 2x25kVAR + 1x50kVAR	VCLVW7C10125B6M	1200 x 800 x 2325	On Request
150	2x12.5kVAR + 1x25kVAR + 2x50kVAR	VCLVW7C12150B6M	1200 x 800 x 2325	On Request
200	2x12.5kVAR + 1x25kVAR + 3x50kVAR	VCLVW7C16200B6M	1200 x 800 x 2325	On Request
250	2x12.5kVAR + 1x25kVAR + 4x50kVAR	VCLVW7C20250B6M	1800 x 800 x 2325	On Request
300	2x12.5kVAR + 1x25kVAR + 5x50kVAR	VCLVW7C24300B6M	1800 x 800 x 2325	On Request
350	2x12.5kVAR + 1x25kVAR + 6x50kVAR	VCLVW7C28350B6M	1800 x 800 x 2325	On Request
400	2x25kVAR + 3x50kVAR + 2x100kVAR	VCLVW7C16400B6M	1800 x 800 x 2325	On Request
500	2x25kVAR + 3x50kVAR + 3x100kVAR	VCLVW7C20500B6M	1800 x 800 x 2325	On Request
Incomer ACB				
500	2x25kVAR + 3x50kVAR + 3x100kVAR	VCLVW7C20500B6A	1800 x 800 x 2325	On Request
600	2x25kVAR + 3x50kVAR + 4x100kVAR	VCLVW7C24600B6A	2200 x 800 x 2325	On Request
700	2x25kVAR + 3x50kVAR + 5x100kVAR	VCLVW7C28700B6A	2200 x 800 x 2325	On Request
750	2x25kVAR + 4x50kVAR + 5x100kVAR	VCLVW7C30750B6A	2200 x 800 x 2325	On Request
800	2x25kVAR + 3x50kVAR + 6x100kVAR	VCLVW7C32800B6A	3200 x 800 x 2325	On Request
900	2x25kVAR + 3x50kVAR + 7x100kVAR	VCLVW7C36900B6A	3200 x 800 x 2325	On Request
1000	2x25kVAR + 1x50kVAR + 9x100kVAR	VCLVW7C40X00B6A	3200 x 800 x 2325	On Request

Note:

VarSet prices will be On Request

☑ NORMAL STOCK ITEMS

W.E.F. January 30th, 2023

Life Is 

Schneider
 Electric

Schneider Electric India Pvt. Ltd.

Corporate Office: 9th Floor, DLF Building No. 10, Tower C, DLF Cyber City, Phase II, Gurugram 122002 Haryana
Tel.: ++91 124 6899000 Fax: ++91 124 4222036/037

Ahmedabad
Schneider Electric India (P) Ltd.
1506-1507, 15th Floor Shapth-5
Opp.Karnavati Club, SG Highway,
Ahmedabad, Gujarat - 380015
Tel.: 079-66826701

Coimbatore
Schneider Electric India (P) Ltd.
Hanudev Info Tech Park, 6th Floor
Unit No. Block-C, SF No. 558/2
Udalyampalayam Road, Nava India
Coimbatore - 641028

Lucknow
Schneider Electric India (P) Ltd.
Summit, Plot No. TCG 3/3
6th Floor, 604A/B/C, Vibhuti Khand
Gomti Nagar, Lucknow
Uttar Pradesh - 226010
Tel.: 0522-3500334

Nashik
Schneider Electric India (P) Ltd.
401, 4th Floor, Rishi Raj Towers
Jehan Circle, Gangapur Road
Nashik - 422013
Tel.: 0253-2344333

Bengaluru
Schneider Electric India (P) Ltd.
No. 3/1, JP Techno Park
Mezzanine Floor, Millers Tank Bund
Road, Vasanth Nagar
Bengaluru - 560052
Tel.: 080-71481351

Hyderabad
Schneider Electric India (P) Ltd.
D.No. 1-8-271, # 401, Ashoka
Bhoopal Chambers, SP Road
Secunderabad - 500003
Tel.: 040-67219500

Ludhiana
Schneider Electric India (P) Ltd.
SCO 23, 2nd Floor,
Chandigarh Road, Sector 32
Ludhiana, Punjab -141010
Tel.: 0161- 5203011

New Delhi
Schneider Electric India (P) Ltd.
C-56, Mayapuri Industrial Area, Phase-2
New Delhi - 110064
Tel.: 011-61317400

Bhubaneswar
Schneider Electric India (P) Ltd.
Workloop Co-Working in the property Of-
fice No. 316, Esplanade One Mall
Rasulgarh, Bhubaneswar - 751010

Indore
Schneider Electric India (P) Ltd.
219, Dhan Trident Building
Vijay Nagar, A.B.Road
Indore - 452001

Mohali
Schneider Electric India (P) Ltd.
2nd Floor, Tower-A
Bestech Business Tower
Mega Information & Technology Park
Industrial Plot No.1, Phase IX
(Expansion), Mohali - 160059
Tel.: 0172-7198200

Pune
Schneider Electric India (P) Ltd.
Amar Caliber, CTS No 911, BMCC Road,
OFF FC. Road, Deccan Gymkhana,
Shivaji Nagar, Pune - 411007
Tel.: 020-67492500

Chennai
Schneider Electric India (P) Ltd.
No: 29, 2nd Floor,
Bannari Amman Towers, B-Block
Dr. Radhakrishnan Road, Mylapore
Chennai - 600 004
Tel.:044-71912000

Jaipur
Schneider Electric India (P) Ltd.
Jaipur Business Centre 309
3rd Floor, Sangam Tower 190
Church Road, Jaipur - 302001
Tel.: 0141-2374810

Mumbai
Schneider Electric India (P)(Ltd)
Marwah House, 2nd Floor
Krishanlal Marwah Marg
Andheri (East), Mumbai - 400072
Tel.: 022-62280000

Vadodara
Schneider Electric India (P) Ltd.
Notus IT Park, 10th Floor, Block-D
Sarabhai Campus, Vadiwadi
Vadodara, Gujarat - 390017

Cochin
Schneider Electric India (P) Ltd.
Alapatt Properties Private Limited
(Trade Name : Centre A)
Main Door Number : 66/4971
(Old Door Number: 40/6584-H)
7th Floor Alapatt Heritage Building
MG Road Kochi - 682035

Kolkata
Schneider Electric (I)Pvt.Ltd,
BP-4, Sector-V, Technopolis
3rd Floor, Salt Lake City
Kolkata - 700 091
Tel.: 033-66576400

Nagpur
Schneider Electric India (P) Ltd.
6, Vasant Vihar Complex
W.H.C Road, Shankar Nagar
Nagpur - 440010
Tel.: 0712-2558581

Vishakhapatnam
Schneider Electric India (P) Ltd.
D.N.10-1-43, 1st Floor
Ratnam's Business Centre,
Siripuram Fort, C.B.M.Compound
Visakhapatnam - 530016
Tel.: 0891-6675500

Customer Care Centre

Monday-Saturday, 9 a.m. to 8 p.m.

Toll-free numbers: 1800 419 4272, 1800 103 0011

Email: customercare.in@schneider-electric.com

For more information, visit our website at: www.se.com/in

- All Prices are in Indian Rupees.
- Prices are subject to change without prior notice.
- Product evolution is a continuous process and Schneider Electric reserves the right to modify/withdraw any product at any time without prior notice.
- Prices charged will be as prevailing on the date of dispatch.
- Invoice Amount = (MRP – less Applicable discount) + Applicable GST %
- Tax incidence on invoices is basis applicable GST rates.
- Invoice amount not to exceed MRP.
- Product pictures shown are for illustration purpose only, actual product may vary.

Distributor

Celebrating
25 YEARS OF
POWER
MONITORING
EXCELLENCE

Life Is On

Schneider
Electric

 PriceList

Power Monitoring Solutions Metering Products

With effect from January 30th, 2023



se.com/in

25 years of Power Monitoring Excellence	4
1. Tailored Offers for Specific Applications and Segments	7
1.1 BCPM	7
1.2 Insulation Monitoring Devices	7
2. High Accuracy, Specialized Solutions - for MV/LV Distribution	10
2.1 PowerLogic™ ION9000T NEW	10
2.2 PowerLogic™ ION9000	10
2.3 PowerLogic™ ION 8650	10
2.4 PowerLogic™ ION7400	11
2.5 PowerLogic™ PM8000 Series	11
3. High Accuracy, Compact, Power Meters - for HV/MV/LV Distribution	13
3.1 PowerLogic™ PM5000 Series Power Meters	13
3.2 Smart Demand Controller - EM7200 Series	13
3.3 EasyLogic™ PM2000 Series	15
4. India's Most Sold Multifunction Meters	17
4.1 EasyLogic™ EM6400NG+ Series, The Next Generation Workhorse	17
5. India's Most Trusted, Reliable and Accurate Load Managers	17
5.1 Hexa Series EM64XXH and PM1130H Meters	17
5.2 Hexa Series LCD Range: OEM Specialized applications	18
5.3 Hexa Series PM112XH Series	20
6. PowerTag - World's Smallest Energy Sensor	22
6.1 PowerTag for MCB	22
6.2 PowerTag for MCCB	22
6.3 Smartlink	23
6.4 Communication Auxiliaries	23
7. DIN Rail Mount Meters - Accurate, Flexible Power Meters	24
7.1 PowerLogic™ PM3200 Series CI 0.5S Power Meters MV / LV Distribution	24
7.2 PowerLogic™ iEM3000 Series Class Meters - LV Distribution	24
8. Ethernet Communication Gateways	27
8.1 Ethernet Communication Gateway Server / Converters	27
8.2 Accessories for Power Monitoring NEW	27
9. Specialized Small Form Factor Meters - ELF Series	28
9.1 ELF32xx Series - VAF, Power & Energy Meters	28
10. LCD Display Energy Meters & VAF+PF Meters	28
10.1 EasyLogic™ EM1000 / EasyLogic™ EM1200 Series	28
10.2 EasyLogic™ DM 6100 Series – VAF, PF Meters	28
11. CE compliance - Volt/Amp/ frequency meter	29
11.1 EasyLogic™ DM3000 / DM1000	29
12. Just the Basics - Voltage / Ampere / Frequency Meters	29
12.1 EasyLogic™ DM3000 / DM1000	29

Celebrating
25 YEARS OF
POWER
MONITORING
EXCELLENCE

Envisioning
Atmanirbhar Bharat
by creating world-class
products in India, for India
and the world

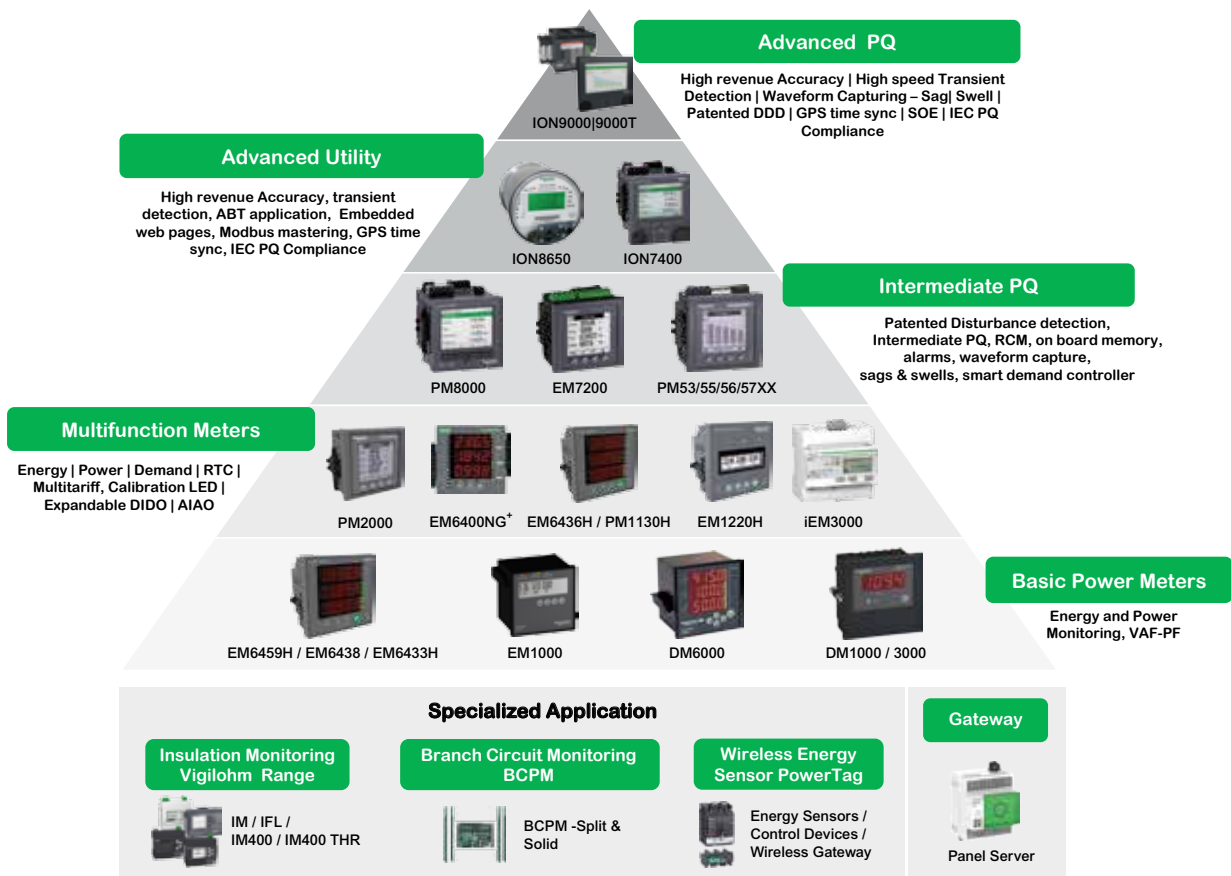


EasyLogic™ & PowerLogic™ Series

se.com/in



Discover Our Power Monitoring Solutions



Celebrating
25 YEARS OF
POWER
MONITORING
EXCELLENCE

Help protect staff & occupants
using our advanced **insulation
monitoring system**



Vigilohm™ Series

se.com/in

1. Tailored Offers for Specific Applications and Segments



- > BCPM A/B/C variants
- > Split or solid core CTs
- > 24 / 36/ 42 / 48 / 72 / 84 channels configuration

1.1 BCPM

*Price On Request

The BCPM Provides Data Center Managers with Information to

Maximize uptime and avoid outages through advanced alarming capabilities

- > Set sensitivity parameters so an alarm is triggered when current approaches any breaker limit
- > Alarms distinguish between past events and alarm states that are still occurring
- > Analyze the alarm history to assess areas that may need additional capacity to prevent issues

Effectively plan future infrastructure needs by providing historical usage data, to ensure that new infrastructure projects are sized correctly

- > Track usage at the circuit level
- > Develop reports on historical usage patterns
- > Use reporting to accurately predict future needs

Easily allocate costs

- > Allocate costs based on per rack energy consumption
- > Track usage patterns and determine areas of potential savings
- > Create ongoing reporting structures to effectively manage costs



1.2 Insulation Monitoring Devices

*Price On Request

Vigilohm Range of Insulation Monitoring Devices

Used in IT earthing arrangements, this solution

- > Guarantees process continuity in case of earth fault,
- > Improves staff and process safety, and
- > Optimizes maintenance.

Can be used in 3 levels of insulation monitoring

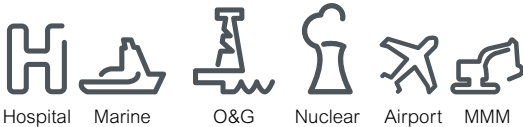
Level 1 : fault detection and signalling, manual fault location (all IMDs)

Level 2 : automatic fault location

Level 3 : feeder measurement + communication

Key features

- > Fault detection and signalling
- > Insulation resistance value display
- > Transformer monitoring (current and temperature)
- > Modbus communication
- > Alarm log
- > Insulation fault remote indicator (audible & visual)
- > Electrical fault (transformer overload or circuit breaker tripping) remote indicator (audible & visual)
- > IEC 60364-4-41 : Electrical standards in buildings
- > IEC 60364-7-10 : Requirements for special installations or locations
Medical locations.
- > IEC 61557-8 : Insulation Monitoring Devices in IT earthing arrangement
- > IEC 61557-9 : Equipment for insulation fault location in IT earthing arrangements



Hospital Marine O&G Nuclear Airport MMM

Please contact Customer Care Center for Stockable and Non stockable status of references.

☑ NORMAL STOCK ITEMS

W.E.F. January 30th, 2023

Celebrating
25 YEARS OF
POWER
MONITORING
EXCELLENCE



Advanced metering for the new electric world

PowerLogic™ PM8000, ION9000 and ION9000T



Distributed generation, renewable energy, electric vehicles and power electronics are transforming today's electrical grid, challenging organizations that rely on power availability for business continuity. Along with these pressures, energy trading transactions are complex with growing concerns in areas such as data accuracy and cybersecurity. In the new electric world, systems that are efficient, secure, sustainable and resilient create business advantage. With advanced power meters from Schneider Electric – the world's leading power quality and revenue meters – you can keep pace with innovation and help ensure future opportunities for adaptation and growth.

True reliability

Meeting the latest and most stringent international standards compliance for revenue billing and power quality monitoring, and confirmed by third-party lab certificates, PowerLogic advanced meters provide accurate, reliable and cybersecure information.

- 0.1S or 0.2S accuracy: third-party certified in full compliance to IEC 62052-11, IEC62053-22 and ANSI C12.20 2015
- Certified PQI devices with full compliance to IEC61000-4-30, IEC62586-1, IEC62586-2
- One device for both revenue billing and power quality monitoring
- Cybersecurity with secure protocol support (HTTPS, SFTP, SSH terminal); user-based access control, restricted use of unnecessary functions, audit logging, digital signature, secure password storage
- Anti-tampering features, hardware lock



Advanced PowerLogic meters are ready to connect to any SCADA, monitoring, control or billing software system.



Accurate and reliable



Onboard power quality analysis



Modular architecture

se.com/in

PowerLogic™ PM8000, ION9000 and ION9000T

Advanced metering for the new electric world

Tangible results

The ION9000 saves you valuable time from examining raw data and extracts tangible results from the data set to convey the information needed to get real results. Designed so you can prevent a severe power quality event occurrence or recover quickly from such events.

- Patented disturbance direction detection (DDD) to quickly identify the location of a power quality disturbance source
- Powerful, system-level analysis engine* automatically correlates facility-wide events for quick analysis and fast recovery in case of a power quality related outage
- Connect via web browser for easy-to-read, pass/fail power quality analysis according to EN50160 and IEEE519 standards
- Detection and capture of high speed impulsive or oscillatory transients with 256, 1024 or 10MHz sampling rate**
- Several options of time synchronization protocols to ensure precise sequence of events analysis



Wide versatility

A modular architecture and an easy-to-use block-oriented programming architecture make our advanced power meters the ideal instruments to help original equipment manufacturers or system integrators evolve and adapt to changing business realities.

- Multiple mounting options
- Hardware modularity allows for field upgrade of key capabilities, such as the number of I/O modules, additional comm ports, different display and mounting options
- Legendary, patented ION™ technology allows tremendous flexibility
- Adapts easily to your power network as it becomes more dynamic, as new energy efficient devices are installed or as new regulations are passed
- Protects your infrastructure investment now and in the future



* Requires PME

** Please refer to product catalogue for details



Green Premium Eco-Mark

Confidently confirm and incorporate compliance status of our products into your environmental policies. Schneider Electric commits to disclose reliable, comprehensive information on the environmental impacts of our products.

Please contact Customer Care Center for Stockable and Non stockable status of references.

NORMAL STOCK ITEMS

W.E.F. January 30th, 2023

2. High Accuracy, Specialized Solutions - for MV/LV Distribution



2.1 PowerLogic™ ION9000T NEW

*Price On Request

- > High-speed transient detection with 10 MHz sampling, ability to measure up to 10 kV peak
- > Patented disturbance direction detection to identify event root cause
- > Unprecedented accuracy of 0.1S accuracy
- > Certified PQI-A (power quality instrument) complies with IEC 62586-1/-2
- > Modular, flexible, and adaptable
- > Secure protocol support and security event logging.
- > Onboard power quality analysis. Complies with: IEC61000-4-30 class A, IEC62586-1 / IEC62586-2, and verified by third-party lab certifications
- > Extended waveform capture
- > High-speed RMS data capture for in-depth analysis of any PQ disturbance
- > Smart power event analysis
- > ION programmability technology allowing tremendous flexibility
- > Protects your infrastructure investment now and in the future
- > Green Premium eco-mark.
- > Makes your power network safer, more reliable, efficient, and compliant.



2.2 PowerLogic™ ION9000

*Price On Request

- > Summarize power quality, set targets, measure and verify results
- > Large Color Display with high resolution
- > Modbus Master functionality to read from downstream Modbus devices and view it via the front panel
- > Detect and capture transients as short as 20µs at 50Hz (17µs at 60 Hz)
- > Power quality compliance monitoring IEC 61000-4-30 Class A , test methods as per IEC 62586-1/2.
- > 2 GB of standard non-volatile memory.
- > Trend curves and short-term forecasting of upcoming values for better decisions
- > Disturbance direction detection with results captured in the event log, with a timestamp and certainty level
- > 50+ definable alarms to log critical event data, trigger waveform recording, or perform control function.
- > Trigger on any condition, with 1/2-cycle and 1-second response time.
- > Support protocol: Modbus, ION, DNP3, DLMS, SNMP, and IEC 61850.
- > Gateway functionality to access downstream meter's readings through ethernet
- > Time synchronization via GPS clock (RS-485) or IRIG-B (digital input) to ±1 millisecond.



Utility/ABT meter



8650

DLMS

2.3 PowerLogic™ ION 8650

*Price On Request

- > **Utility grade accurate metering** with IEC 62053-22/23 Class 0.2S with 1024 samples / cycle
- > **Power quality compliance monitoring** for IEC 61000-4-30 Class A/S, EN50160, IEC 61000-4-7, IEC 61000-4-15, IEEE 1159, IEEE 519
- > **Power quality measurements** with Individual Harmonics, sag – swell, transient detection, waveform analysis & logging
- > **Digital fault recording** by capturing voltage and current channels simultaneously for sub-cycle disturbances
- > **Complete communications** through IEC1107 optical port or the optional communications module that supports concurrent Ethernet, serial, and modem communications
- > **Transformer/line loss compensation** for system losses in real time directly in the meter
- > **Instrument transformer correction** to save money and improve accuracy by correcting for less accurate transformers.

Please contact Customer Care Center for Stockable and Non stockable status of references.

NORMAL STOCK ITEMS

W.E.F. January 30th, 2023

2. High Accuracy, Specialized Solutions - for MV/LV Distribution



2.4 PowerLogic™ ION7400

Compact energy and power quality meters for feeders or critical loads

*Price On Request

- > High quality, reliability, and accuracy: 3-phase power and energy measurements with power quality compliance monitoring, data and event logging, and alarming
- > Industry-leading: Class 0.2S revenue metering and network management data
- > Regulatory compliance: meets all North and South American requirements for utility metering
- > Built-in intelligence: RTU polls downstream devices like relays or other telemetry devices
- > Exceptional adaptability: integrates into existing billing/SCADA systems
- > Reduces downtime: pinpoints disturbances with disturbance direction detection as upstream or downstream of the meter
- > High degree of visibility to data and assets: allows for cost savings, rapid response time, and better decisions
- > Monitors and logs parameters in support of multiple international PQ compliance measurement standards
- > Harmonics: high-resolution waveform capture and Flicker influence



2.5 PowerLogic™ PM8000 Series

*Price On Request

- > Patent disturbance detection capability with Sag/Swell / Waveform capture technology
- > **Ideal** for high energy users
- > **Revenue accuracy** of Class 0.2S as per IEC 62053-22
- > **High Sampling rate** of 256 Samples / Cycle, Waveform recording, sag/swell monitoring
- > **Modbus Master** with Single RS485 port & Dual Ethernet
- > **512MB of standard** non-volatile memory for Data and event logging
- > **Harmonics Analysis** upto 63rd for Voltage & current
- > **GPS clock (RS485)** or IRIG-B (digital input)
- > **01 Serial port** (Modbus, ION, DNP3) , Dual Ethernet port (Modbus/TCP, ION TCP, DNP3 TCP, IEC 61850)
- > **Standard Digital Input**, Expandable Digital IO, Analog IO

Please contact Customer Care Center for Stockable and Non stockable status of references.

☑ NORMAL STOCK ITEMS

W.E.F. January 30th, 2023

Celebrating
25 YEARS OF
POWER
MONITORING
EXCELLENCE



PowerLogic™ PM55/56/5700 Series

Power quality, features in a cost-effective, precision meter

The highly capable PowerLogic™ PM5500, PM5600, and PM5700 power meters combine multiple features that are not typically found in basic range power meters: power quality capabilities, residual current monitoring, and MID conformance. This combination of features merge with industry-leading measurement accuracy to match the requirements of energy cost management applications in buildings and industry. Compliant with stringent international metering standards, these meters remove any uncertainty in billing for energy consumption and ensure a high level of performance that non-compliant devices cannot match.

Allocate energy costs, perform tenant sub-billing, pinpoint energy savings, optimize equipment efficiency and utilization, and perform a basic assessment of the power quality in your electrical network.

Residual Current Monitoring

- Proactively identify residual current to maximize electrical distribution uptime, reduce risk of faults, and improve safety

Power Quality Monitoring

- Identify power quality events to avoid downtime, prevent equipment damage

LVDC Control Power Option (24V DC)

- Continuously monitor system and log data, even during an outage or voltage instability, in addition to significant installation and material cost savings DNP3.0 Protocol
- Seamless tie-in to new or existing utility and heavy industrial applications without the need for additional gateways or protocol converters

Analog Inputs

- Monitor electrical and non-electrical parameters (e.g. temperature, flow rate, pressure etc.)

se.com/in

3. High Accuracy, Compact, Power Meters - for HV/MV/LV Distribution



3.1 PowerLogic™ PM5000 Series Power Meters

- > IEC 61557-12 IEC for PMD (Power Measurement Devices)
- > **Accuracy** - Class 0.5S (PM51xx, PM53xx) and Class 0.2S (PM5560) - IEC Specifications
- > **4th CT** for neutral and ground current measurement (PM5560)
- > **Dual Ethernet** ports for daisy chain communication (PM5560)
- > **Internal** webpage (PM5560)
- > **Individual Harmonics** up-to 63rd (PM5560), 31st (PM53xx) & 15th (PM51xx) THD, TDD
- > **Multi-tariff** Schedules 4 tariffs (PM53xx) & 8 tariffs (PM5560)
- > **Two Relay outputs** for circuit breaker monitoring & control (PM5330, PM5340)
- > **Logging** memory (PM53xx, PM5560)
- > **Peak demand** with time stamping D/T for current and powers (PM53xx, PM5560)
- > **Demand prediction** based on sliding, fixed and rolling block, thermal methods (All models)
- > **Battery backed up** Real Time Clock (All models)
- > **Meter Insight-Through QR code**
- > 2DI/2DO/2AI (PM5570), RCM (PM5660), Waveform capture and Sag Swell + 2DI/2DO (PM5650), Waveform capture and Sag Swell + 2DI/2DO + RCM (PM5760)

Product	Description	Reference	Unit MRP [₹]
PM5560	CI0.2S, 2Ethernet+1RS485 Port, 4th CT, Webpage, 63rd Harmonic(magnitude & direction), 52 alarms, 4DI, 2DO, 8 multitariff, 128 samples/cycle	30003008D	79039
PM5570	CI0.2S, 2Ethernet+1RS485 Port, 63rd Harmonic, Modbus and Ethernet, 2DI/2DO/2AI	METSEPM5570	79690
PM5580	CI 0.2S, 63rd harmonic, Modbus and Ethernet, 4DI/2DO	METSEPM5580	81444
PM5650	CI 0.2S, 63rd harmonic, waveform capture and sag/swell, Modbus and Ethernet, 2DI/2DO, RCM	METSEPM5650	108413
PM5660	CI 0.2S, 63rd harmonic, Modbus and Ethernet, 2DI/2DO, RCM	METSEPM5660	103425
PM5760	CI 0.2S, 63rd harmonic, waveform capture and sag/swell, Modbus and Ethernet, 2DI/2DO, RCM	METSEPM5760	123900
PM5340	CI0.5S, 1Ethernet, 31stharmonic, 2DI, 2DO, 2RO, 35Alarms Datalogging, 64samples/cycle	30003007D	46232
PM5320	CI0.5S, 1Ethernet, 31stharmonic, 2DI, 2 DO, 35Alarms, Datalogging, 64samples/cycle	30003005D	43090

3.2 Smart Demand Controller - EM7200 Series



- > Accuracy CL **0.2***, **0.5S** and **Class 1.0** as per IEC 62053 21/22
- > **CE / UL** Certification as per IEC / UL61010 1 Ed 3
- > Versatile and fully user programmable, suitable for HT/LT with any CT/PT
- > 2 Digital inputs, **3 Form C Relay outputs** for control
- > **TOU** for time enabled tariff users and auto resetting of energy parameters - weekdays, weekends, public holidays & offs.
- > **Import / Export** option enables monitoring of bi-directional power flow (also called 4 - quadrant measurement)
- > Utility meter cross check
- > **19 demand profile** settings for optimal demand planning
- > THD and individual harmonics up-to 15th
- > **Predictive demand**, present demand, max demand with date/time stamp. 4 peaks and 4 lows

Product	Description	Reference	Unit MRP [₹]
EM 7290	Demand Controller CI0.2* with RS485 Port	30002975	62633
EM 7280	Demand Controller CI0.5S with RS485 Port	30002198	48859
EM 7230	Demand Controller CI1.0 with RS485 Port	30002055	45100

* Class 0.2S compliance available in 3ph,4w system

Please contact Customer Care Center for Stockable and Non stockable status of references.

NORMAL STOCK ITEMS

W.E.F. January 30th, 2023

Celebrating
25 YEARS OF
POWER
MONITORING
EXCELLENCE

Choose **reliable performance**
where you need it
EasyLogic™ PM2000 series



- Active Accuracy - Class 0.5S/1.0 as per IEC62053-22/21
- Dual Sourcing - Utility or Solar or wind energy monitoring using the DI
- 12am (Configurable) Snapshot - Volt, Amp, Power & Energy
- Rate Counters - Configurable for Energy and KgCO2
- Expandable IO Module - Digital IO/Analog IO
- Calibration and Heart beat LED on the front display

se.com/in

3. High Accuracy, Specialized Solutions- for MV/LV Distribution

3.3 EasyLogic™ PM2000 Series

Multifunction Power and Energy meter with 12am snapshot and Rate counters (kgCO2 / Energy)



- > Energy Standard - Class 0.5S /1.0 as per IEC 62053-22 / 21
- > Power quality analysis with THD & Ind. harmonics up to 31st
 - IO module integration (optional) – Digital Input/ Output, Analog Input/ Output
 - Dual / Multi sourcing - Capable of monitoring Utility & Genset/ Solar/Wind energy using the Multitariff and Digital Input.
 - 12am (Configurable) Snapshot – Snapshot of Avg Volt, Avg Amp, Total active power & energy delivered as measured by the meter at 12am (Configurable) of every day.
 - Rate Counters – Configurable rate counters for displaying kgCO2 or energy cost.
 - Onboard Data Logging – Configurable logging up to 2 parameters
 - Per-phase, avg/ total of Volts, Amps, PF, THD, Hz, W, Wh, VA, VAh, VAR, VARh, Max Demand & Import / Export
 - Min/Max Monitoring with Date/Time stamping
 - Communication : Pulse output or RS485 port

Product	Description	Reference	Unit MRP [₹]
PM2230	PM2230, LCD, RS485, Accuracy CI0.5S, 31st Ind.harmonics, 12am snap shot, kg CO2 and energy rate counters, Data logging	METSEPM2230D	32900
PM2220	PM2220, LCD, RS485, Accuracy CI1, 15th Ind.harmonics, 12am snap shot, kg CO2 and energy rate counters	METSEPM2220D	30267
PM2130	PM2130, LED, RS485, Accuracy CI0.5S, Ind. Harmonics up to 31st over communication, data logging	METSEPM2130D	31512
PM2K2DIDO*	Optional Digital IO card - 2 channel DI & DO for PM2000 Series	METSEPM2KDGTLIO22D	3739
PM2K1AIAO*	Optional Analog IO card - 1 channel AI & AO for PM2000 Series	METSEPM2KANLGIO11D	4433
PM2K2AIAO*	Optional Analog IO card - 2 channel AI & AO for PM2000 Series	METSEPM2KANLGIO22D	5400
PM2K2DI2RO*	EasyLogic™ PM2x30 2DI2RO Module 2-IO	METSEPM2K2DI2ROD	On Request

* Optional IO modules can be used for PM2230 & PM2130 models only. Maximum upto 1 module can be used per device at a time.

— Celebrating —
25 YEARS OF
POWER
MONITORING
EXCELLENCE



Gain high accuracy with our power monitors manufactured in India



EasyLogic™ Series and PowerLogic™ Series

se.com/in

4. India's Most Sold Multifunction Meters



Green Premium Eco-Mark

4.1 EasyLogic™ EM6400NG+ Series, The Next Generation Workhorse

Multifunction Energy meter with NextGen features like Harmonics & Min/Max Monitoring, Digital security

- > **Energy Standard** – Class 0.2/0.5S/1 as per IEC 62053-22 / 21
- > **Power quality analysis** with THD & individual harmonics upto 15th over communication
- > **13 different wiring** configuration scheme
- > **Volts, Amps, PF, THD, F, W, Wh, VA, VAh, Var, Varh, Runhrs, Onhrs, Interupts, Preloaded Demand & Import /Export**
- > **Min/Max Monitoring** with Date/Time stamping
- > **Calibration LED** and Heart beat LED for communication Status
- > **Communication:** POP or RS485 port

Product	Description	Reference	Unit MRP [₹]
EM6400NG+	Class accuracy C10.2, RS485 port	METSEEM6400NGRSC2	31858
EM6400NG+	Class accuracy C10.5S, RS485 port	METSEEM6400NGRSC5	25591
EM6400NG+	Class accuracy C11.0, RS485 port	METSEEM6400NGRSC1	20199
EM6400NG+	Class accuracy C10.5S, POP	METSEEM6400NGPOCL5	17498
EM6400NG+	Class accuracy C11.0, POP	METSEEM6400NGPOCL1	15841

5. India's Most Trusted, Reliable and Accurate Load Managers



5.1 Hexa Series EM64XXH and PM1130H Meters

Load Managers, Power & Energy, Dual Source Multifunction meters

- > Energy Accuracy - Class 0.5 / 1.0 as per IEC 62053-22 / 21
- > Single and Multisource range of devices
- > Dual Sourcing with demand Monitoring, THD% for voltage & Current, 01 Relay Contact.
- > Configurable Favorite Page.
- > Sampling Rate of 32 Samples / Cycle.
- > Onsite Calibration Verification - Calibration LED.
- > Heart beat LED for communication status & meter healthiness.
- > Modus RS485 communication port.
- > Communication Disable from the front panel of the Meter.
- > Multi colored analog load bar with over load indication.
- > Configurable Password for secured setup of the device.

Product	Description	Reference	Unit MRP [₹]
PM1130H	EASYLOGIC™ PM1130H Dual Source Power & Energy Meter, Class accuracy 0.5, 01 Relay Contact, 01 RS485 port	METSEPM1130HCL05RD	18821
EM6438H	EasyLogic™ EM6438H Dual Power & Energy Meter, Class accuracy 0.5, 01 RS485 port	METSEEM6438HCL05RS	9244
EM6438H	EasyLogic™ EM6438H Dual Power & Energy Meter, Class accuracy 1.0, 01 RS485 port	METSEEM6438HCL10RS	8582
EM6436H	EasyLogic™ EM6436H VAF+ PF + Power & Energy Meter, Class accuracy: 0.5, 01 RS485 port	METSEEM6436HCL05RS	13787
EM6436H	EasyLogic™ EM6436H VAF+ PF + Power & Energy Meter, Class accuracy: 1.0, 01 RS485 port	METSEEM6436HCL10RS	12011
EM6436H	EasyLogic™ EM6436H VAF+ PF + Power & Energy Meter, Class accuracy 1.0	METSEEM6436HCL10NC	10276
EM6433H	EasyLogic™ EM6433H A+ Power & Energy Meter, Class accuracy 0.5, 01 RS485 port	METSEEM6433HCL05RS	8572
EM6433H	EasyLogic™ EM6433H A+ Power & Energy Meter, Class accuracy 1.0, 01 RS485 port	METSEEM6433HCL10RS	8075
EM6459H	EasyLogic™ EM6459H VAF+ PF Digital Meter, Class accuracy 0.5, 01 RS485 port	METSEEM6459HCL05RS	9107
EM6459H	EasyLogic™ EM6459H VAF+ PF Digital Meter, Class accuracy 1.0, 01 RS485 port	METSEEM6459HCL10RS	8544
EM6459H	EasyLogic™ EM6459H VAF+ PF Digital Meter, Class accuracy 1.0	METSEEM6459HCL10NC	6673

* Conzerv is now EasyLogic™

Please contact Customer Care Center for Stockable and Non stockable status of references.

☑ NORMAL STOCK ITEMS

W.E.F. January 30th, 2023

5. India's Most Trusted, Reliable and Accurate Load Managers

5.2 Hexa Series LCD Range: OEM Specialized applications

EasyLogic™ EM1220H | PM1225H | PM1230H meters are ideal replacements for multiple analog meters for stand-alone metering in OEM Panel Boards, Genset panels, Motor Control Centers, power factor improvement panels



- > **Energy Accuracy** - Class 0.5 / 1.0 as per IEC 62053-22 / 21
- > Single and Multisource range of devices
- > Power quality analysis (THD %) | Phase angle between the voltage and current
- > **LCD display:** Elegant single row, bright back lit graphical LCD display 132 * 32 pixels, Fast in-line view, three parameters name and value at one glance
- > **Suppression current:** To disregard the measurement of induced and panel auxiliary load current in the circuit (settable from 5 to 99 mA).
- > **Protective cover:** Tamper-proof terminal screws do not detach from housing.
- > **Control power options:** Universal range 44 to 300V LN AC/DC or Low voltage DC control power option of 9 to 36V DC
- > Sampling Rate of 32 Samples / Cycle
- > Onsite Calibration Verification - Calibration LED
- > Heart beat LED for communication status & meter healthiness.
- > Modbus RS485 communication port
- > Communication Disable from the front panel of the Meter
- > Configurable Password for secured setup of the device
- > Smart line indicators in LCD display meter to check the presence of input supply voltage

Product	Description	Reference	Unit MRP [₹]
PM1230H	EasyLogic™ PM1230H Dual Source Power & Energy, Class Accuracy 0.5, 01 RS485 Port	METSEPM1230HCL5	18080
PM1225H	EasyLogic™ PM1225H Restricted MFM Meter, Class Accuracy 0.5, 01 RS485 Port	METSEPM1225HCL5	25099
PM1225H	EasyLogic™ PM1225H Restricted MFM Meter, Class Accuracy 1.0, 01 RS485 Port	METSEPM1225HCL1	19809
EM1220H	EasyLogic™ EM1220H Load Manager, Class Accuracy 0.5, 01 RS485 Port	METSEEM1220HCL5	13332
EM1220H	EasyLogic™ EM1220H Load Manager, Class Accuracy 1.0, 01 RS485 Port	METSEEM1220HCL1	11614

Please contact Customer Care Center for Stockable and Non stockable status of references.

NORMAL STOCK ITEMS

W.E.F. January 30th, 2023

Celebrating
25 YEARS OF
POWER
MONITORING
EXCELLENCE

Introducing “New face of Power Monitoring”

EasyLogic™ PM112XH Series

- Active Accuracy - Class 1.0 / 0.5 as per IEC 62053-21 / 22
- Configurable Favorite Page
- Modbus RTU protocol RS-485 communication port
- Green Premium Product



se.com/in

5. India's Most Trusted, Reliable and Accurate Multifunction Meters



5.3 Hexa Series PM112XH Series

Improve cost & network management through our “New face of Hexa LED power monitors”

- > Class Accuracy 1.0 / 0.5
- > VAF + PF+ Power + Energy + Ind. harmonics
- > Sampling Rate of 32 Samples/Cycle
- > Configurable Favorite Page
- > Calibration and Communication LED
- > Analog Load Bar
- > Data Integrity : Communication Disable on the front panel of the Meter
- > Communication + Non Com Variant - SE COM DATA MODULE
- > Green Premium Product

Product	Description	Reference	Unit MRP [₹]
PM1120H	EasyLogic™ PM1120H, Power & Energy Meters, Class Accuracy 0.5, 01 RS485 Port	METSEPM1120HCL05RD	19748
PM1120H	EasyLogic™ PM1120H, Power & Energy Meters, Class Accuracy 1.0, 01 RS485 Port	METSEPM1120HCL10RD	16576
PM1125H	EasyLogic™ PM1125H, Multifunction Meter, Class Accuracy 0.5, 01 RS485 Port	METSEPM1125HCL05RD	22779
PM1125H	EasyLogic™ PM1125H, Multifunction Meter, Class Accuracy 1.0, 01 RS485 Port	METSEPM1125HCL10RD	18214

Please contact Customer Care Center for Stockable and Non stockable status of references.

NORMAL STOCK ITEMS

W.E.F. January 30th, 2023

Stay on top of it
with **PowerTag**



Give your business a competitive edge with
PowerTag wireless energy sensors

With PowerTag Energy, you can add innovation to any project with one simple action. Even in panels where space is at a premium, you can easily tag circuit breakers up to 630 A to help your customers reduce costs and improve efficiency. As a connected product, PowerTag Energy is a key part of ExoStruxure Power – Schneider Electric's IoT-enabled, open and interoperable architecture. And a small-but-impressive solution your customers will appreciate.



se.com/poweritag

* Secure it: As part of the Acti 9 communication system, PowerTag monitors loads and identifies load imbalances and overload levels before a trip occurs. PowerTag also alerts you to voltage losses, so you save time recovering your installation in the event of load downtime. An email alert means you can take preventive action thus avoiding potential downtime. © 2020 Schneider Electric. All Rights Reserved. Life Is On Schneider Electric is a trademark and the property of Schneider Electric SE, its subsidiaries and affiliated companies. 998-20959054_GMA_630A_image63A_PanelBuilder_print ad.indd

6. PowerTag - World's Smallest Energy Sensor



6.1 PowerTag for MCB

Monitor Your Energy

- > Real time U, V, I, P, PF
- > Active energy metering (Class 1 EN 61557-12) partial and total
- > Load balance overview for 3P

Improve your Maintenance

- > Pre Alarm on overload
- > Specific "alarms" for U, I, P
- > Alarm on feeder voltage loss

Product	Description	Reference	Unit MRP [₹]
PowerTag	PowerTag Energy M63 1P+W	A9MEM1520	10364
PowerTag	PowerTag Energy M63 1P+N Top	A9MEM1521	10364
PowerTag	PowerTag Energy M63 1P+N Bottom	A9MEM1522	10364
PowerTag	PowerTag Energy M63 3P	A9MEM1540	20919
PowerTag	PowerTag Energy M63 3P+N Top	A9MEM1541	20919
PowerTag	PowerTag Energy M63 3P+N Bottom	A9MEM1542	20919
PowerTag	PowerTag Energy F63 1P+N	A9MEM1560	11386
PowerTag	PowerTag Energy F63 3P+N	A9MEM1570	22801
PowerTag	PowerTag Energy Sensor 63A -3P/3P+N	A9MEM1573	21715
PowerTag	PowerTag Energy Sensor 160A -F160 - 3P/3P+N	A9MEM1580	28041
PowerTag	PowerTag Energy Sensor Rope 200A - R200 - 3P/3P+N	A9MEM1590	52540
PowerTag	PowerTag Energy Sensor Rope 600A - R600 - 3P/3P+N	A9MEM1591	54897
PowerTag	PowerTag Energy Sensor Rope 800A - R1000 - 3P/3P+N	A9MEM1592	58682
PowerTag	PowerTag Energy Sensor Rope 2000A - R2000 - 3P/3P+N	A9MEM1593	61523



6.2 PowerTag for MCCB

- > Can also be installed in existing panels, designed to enhance the monitoring of your electrical assets
- > Simplifies the connectivity of individual breakers to a Building Management System (BMS) along with ease of installation
- > Visualize in real-time on your Smartphone or PC

Product	Description	Reference	Unit MRP [₹]
PowerTag	ENERGY SENSOR POWERTAG NSX - 250A 3P	LV434020	35950
PowerTag	ENERGY SENSOR POWERTAG NSX - 250A 3P+N	LV434021	39402
PowerTag	ENERGY SENSOR POWERTAG NSX - 630A 3P	LV434022	62137
PowerTag	ENERGY SENSOR POWERTAG NSX - 630A 3P+N	LV434023	68056

Please contact Customer Care Center for Stockable and Non stockable status of references.

NORMAL STOCK ITEMS

W.E.F. January 30th, 2023

6. PowerTag - World's Smallest Energy Sensor (cont.)



6.3 Smartlink

- > Compliance to IEC/EN 61131-2
- > Protection Monitoring – Device Status and alarm notifications
- > Load Control / Switching through Contactors and Impulse Relays
- > Energy Monitoring through pulse meters
- > Alarm over email and analog sensors (temperature / humidity) with Smartlink Ethernet
- > Plug & Play – Pre fabricated cables and in built web pages
- > Rated Voltage: 24V DC

Product	Description	Reference	Unit MRP [₹]
Smartlink	Smartlink Modbus	A9XMSB11	49796
Smartlink	PowerTag Link	A9XMWD20	29213
Smartlink	Smartlink SI-B	A9XMZA08	56013

6.4 Communication Auxiliaries

Description	Reference	Unit MRP [₹]
Mounting Kit for Din Rail	A9XMFA04	2036
Prefabricated Cables M	A9XCAM06	7521
Locking Clips for Multiclip 80	A9XMLA02	887
Connectors 5 Pin	A9XC2412	10360
Prefabricated Cables L	A9XCAL06	8552
Prefabricated Cables S	A9XCAS06	7446
SEMI - Prefabricated Cables U	A9XCAU06	5140

Please contact Customer Care Center for Stockable and Non stockable status of references.

NORMAL STOCK ITEMS

W.E.F. January 30th, 2023

7. DIN Rail Mount Meters - Accurate, Flexible Power Meters

Schneider Electric's new DIN rail mount meters are compact, versatile, high performance devices that confirm to exacting IEC standards with the added benefits of being i. Easy to install ii. Easy to modify and iii. Easy to maintain



7.1 PowerLogic™ PM3200 Series CI 0.5S Power Meters MV / LV Distribution

- > **Know network health through** all measurement parameters (I, In, U, V, PQS, E, PF, Hz, THD)
- > **Four-quadrant metering to differentiate energy**
 - Target green technologies (delivered/received)
 - Help reduce utility penalties (active/reactive)
- > **Up to 4 different time slots to manage multiple tariffs**
 - Peak, off-peak, workday, weekend
- > **DI/DO provide access to other areas of the electrical network & allow for more applications**
 - WAGES counting, remote reset, tariff control and energy pulse outputs
 - status input (circuit breaker trip or panel door opening), DO alarm for sound or light alert
- > **Data logging (PM3255)**
 - Save last 32 days, last 20 weeks and last 13 months consumption data in separate registers
 - Longer historical record helps create an accurate load profile, making benchmarking and trending easier

Product	Description	Reference	Unit MRP [₹]
PM 3255	Din rail Power meter Modbus	METSEPM3255	22136
PM 3210	Din rail Power meter pulse	METSEPM3210	20172

7.2 PowerLogic™ iEM3000 Series Class Meters - LV Distribution



iEM31xx: 63A direct connect - CI1.0
 iEM32xx: 1A / 5A CT connect - CI0.5S
 iEM33xx: 125A direct connect - CI1.0

iEM3110 iEM3210 iEM3310	iEM3150 iEM3250 iEM3350	iEM3165, 3175 iEM3265, 3275
<ul style="list-style-type: none"> > Total kWh > Partial kWh + date and time of last reset > Pulse output up to 1000pulse/kWh > 1 Digital Out > Date and time of last reset > MID legal metrology certification 	<ul style="list-style-type: none"> > Modbus > Total kWh > Partial kWh + date and time of last reset > Self powered > By communication: kWh, A, V, kW, PF 	<ul style="list-style-type: none"> > Total kWh, kVAh > Four quadrant > Partial kWh+ date and time of last reset > By communication: kWh, kVAh, P,Q, S, Kv, PF, 4 tariffs, digital input status, date/clock > 1 DI for circuit breaker status, input WAGES, 1 DO

iEM 33xx - CI1.0, Direct current 125 A, Din Rail Meter

Product	Description	Reference	Unit MRP [₹]
iEM33xx	Three Phase, 125A Direct Current, Lonwork	A9MEM3375	29028
iEM33xx	Three Phase, 125A Direct Current, BACnet	A9MEM3365	26976
iEM33xx	Three Phase, 125A Direct Current, Modbus	A9MEM3350	22954
iEM33xx	Three Phase, 125A Direct Current, PulseO/P	A9MEM3310	21656

Three phase CT Operated, Din Rail Meter / Direct Current-Three phase (upto 63A)

Product	iEM 32xx CI0.5S CT		iEM 31xx CI1.0 - Direct current	
	Reference	Unit MRP [₹]	Reference	Unit MRP [₹]
iEM 3x65	A9MEM3265	23382	A9MEM3165	22687
iEM 3x55	A9MEM3255	16389	A9MEM3155	18108
iEM 3x50	A9MEM3250	15369	A9MEM3150	17091
iEM 3x10	A9MEM3210	14078	A9MEM3110	15646

Please contact Customer Care Center for Stockable and Non stockable status of references.

NORMAL STOCK ITEMS

W.E.F. January 30th, 2023

IoT for an intelligent power network

EcoStruxure™ Panel Server



EcoStruxure Panel Server is the next generation of gateway, providing a seamless connection of wired or unwired smart IoT devices to your edge control software or advisor. It is a foundational enabler for Schneider Electric EcoStruxure solutions.

Electrical safety

Panel Server is an integral part of Schneider Electric's continuous thermal monitoring application, helping reduce risk of electrical fires, increase people and assets protection. Implement the thermal monitoring of your electrical panel by connecting thermal and heat sensors to your Panel Server.

Power availability

Electrical distribution monitoring and power event analysis help avoid unplanned downtime caused by electrical failure. Panel server collects real-time data and alarms, presenting information through embedded webpages, making it available to edge control software or advisor for electrical system diagnostics. Use embedded webpages for first-level monitoring or monitor from your edge control.

Optimize energy efficiency

Improve your facility's energy efficiency and reduce energy consumption with energy usage analysis and performance tracking. Panel Server collects and shares energy data to help achieve your energy conservation initiatives. It is certified as part of an energy data management system according to ISO 50001, 50002, 50006.

Cybersecurity

Guarding your electrical assets and systems against cyberattacks is vital. Panel server is an IEC 62443 compliant device and is central to the IEC 62443-3-3 SL1 certified EcoStruxure Power system. Use Cybersecurity Admin Expert to manage user accounts, define your cybersecurity policy and retrieve security logs.



EcoStruxure Panel Server gives you access to the information you need to protect, maximize and optimize your power system.



Help keep people and assets safer



Maximize power availability



Optimize energy efficiency



Improve cybersecurity

se.com/in

EcoStruxure™ Panel Server

IoT for an intelligent power network

All-in-one gateway

- Separates your OT network from your IT network
- Wireless data concentrator
- Modbus RS485 to Modbus TCP
- Supports multiple Ethernet connections for serving information to edge control software and cloud applications

Simple commissioning

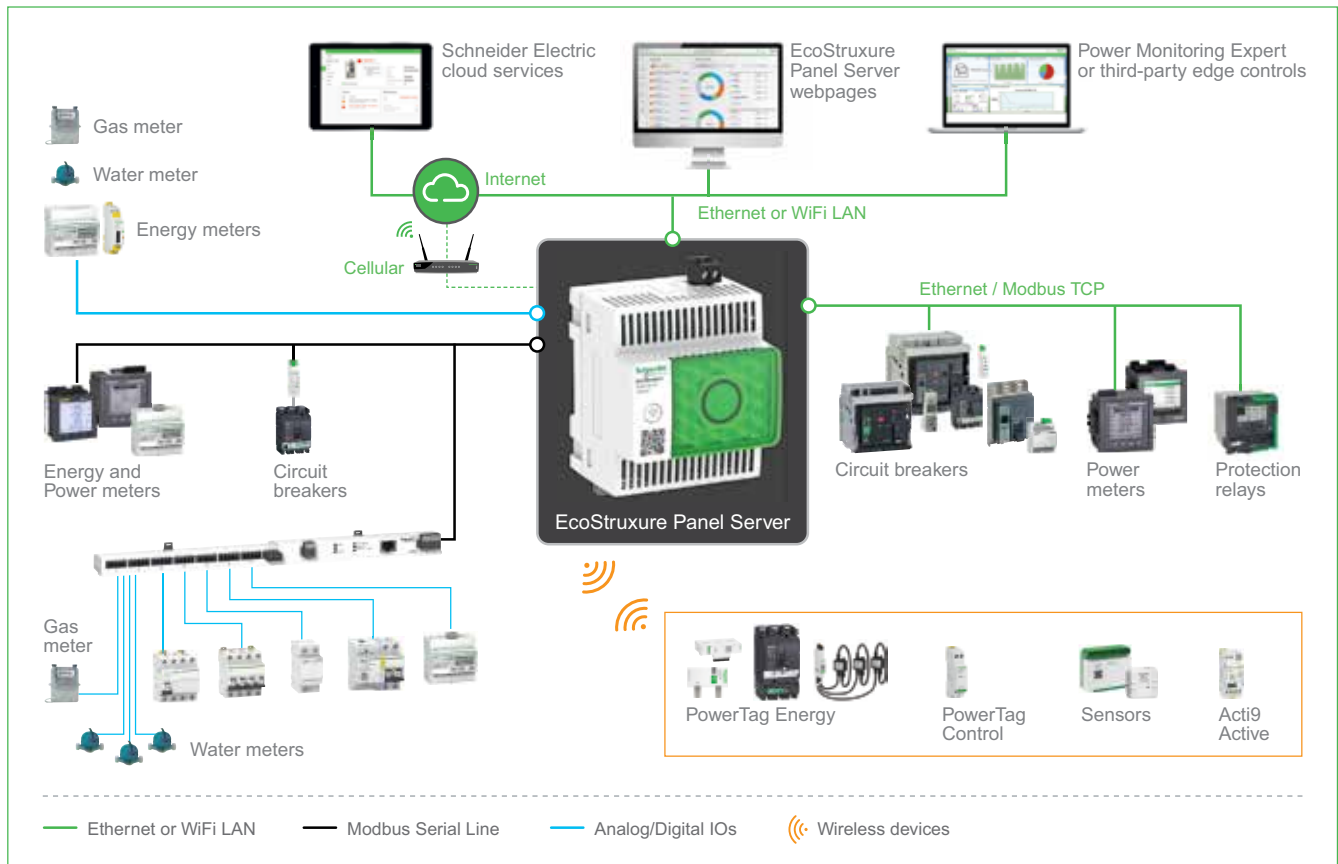
- EcoStruxure Power Commission software
- Device auto discovery
- Generation of acceptance reports to validate gateway configuration
- Commission via Bluetooth® or WiFi

Intuitive operation

- User-friendly webpages offer first-level monitoring
- Contextualized data and operational insights
- Simple alarm setup for email notification
- Standardized IEC 62974-1 compliant datalogger and energy server



Architecture overview



Please contact Customer Care Center for Stockable and Non stockable status of references.

☑️ NORMAL STOCK ITEMS

W.E.F. January 30th, 2023

8. Ethernet Communication Gateways

8.1 Ethernet Communication Gateway Server / Converters

Panel Server



- > Retrieve data from wireless & Modbus devices
- > Connect to edge control systems & cloud applications
- > Plug & Play easy commissioning
- > User friendly embedded webpages
- > Cybersecurity at the core

LINK150 Protocol Converter



- > Protocol Converter from Modbus RS485 to TCP/IP
- > Two (2) Ethernet ports for daisy chain Ethernet
- > Setup through built-in web pages
- > HTTP, HTTPS, FTP, SMTP, IPV6 Support
- > 24V DC and/or POE power supply

Product	Description	Reference	Unit MRP [₹]
Panel Server Universal	Panel Server Universal with 24V DC power supply	PAS600L	40467
	Panel Server Universal with 100-277 V AC/DC power supply	PAS600	

Accessories for Power Monitoring NEW

Description	Reference	Unit MRP [₹]
Adaptor Plate 144X144 mm	30000089	120
ELF adaptor plate	30001808	73
IP65 protection cover for PM5XXX, PM2XXX, NG+ and Hexa	METSEIP65OP96X96FD	On Request

Please contact Customer Care Center for Stockable and Non stockable status of references.

NORMAL STOCK ITEMS

W.E.F. January 30th, 2023

9. Specialized Small Form Factor Meters - ELF Series



9.1 ELF32xx Series - VAF, Power & Energy Meters

- > Accuracy CI1.0, CI0.5
- > Aux Supply - 80 to 270Vac
- > Size - 96X48mm
- > Parameters - VAF, W/VA/VAr/PF
 - a) ELF3259 - VAF meter
 - b) ELF3234 - W/VA/VAr/PF
 - c) ELF3234_3 - W/VA/VAr & PF

Product	Description	Reference	Unit MRP [₹]
ELF3234-3	ELF3234-3 CI0.5	30000619	8426
ELF3234	ELF3234 CI0.5	30000621	7211
ELF3259	ELF3259 CI0.5	30000620	3619
ELF3234-3	ELF3234-3 CI1.0	30000409	6730
ELF3234	ELF3234 CI1.0	30000859	5767
ELF3259	ELF3259 CI1.0	30000860	2887

10. LCD Display Energy Meters & VAF+PF Meters



High durability, sleek LCD display energy & VAF+PF meters

10.1 EM1000 / EM1200 Series

- > Accuracy CI0.5, CI1.0
- > **Parameters** - KW, kWh & PF
- > **Pulse output** - for basic tracking on EMS systems
- > **RS 485** - for native integration into EMS

Product	Description	Reference	Unit MRP [₹]
EM1200	EM1200 CI0.5 RS	30002572	5433
EM1000	EM1000 CI0.5 POP	30002571	4664
EM1200	EM1200 CI1.0 RS	30002565	4477
EM1000	EM1000 CI1.0 POP	30002568	3689



10.2 DM 6100 Series – VAF, PF Meters

- > Accuracy CI0.5, CI1.0
- > **DM6100** - VAF, PF meter
- > **DM6300** - VAF, PF meter with RS 485 port

Product	Description	Reference	Unit MRP [₹]
DM6300	DM6300 CI0.5 RS	30002570	4498
DM6100	DM6100 CI0.5	30002569	3551
DM6300	DM6300 CI1.0 RS	30002566	4284
DM6100	DM6100 CI1.0	30002567	3382

Please contact Customer Care Center for Stockable and Non stockable status of references.

NORMAL STOCK ITEMS

W.E.F. January 30th, 2023

11. CE compliance - Volt/Amp/ frequency meter



11.1 EasyLogic™ DM3000 / DM1000

- > **CE compliance** as per latest IEC 61010-1
- > **50Hz** or 60Hz
- > **AC or DC** control power
- > **LED indicators** for phase identification in 3-ph meters
- > **Plus all** features of EasyLogic range DM3000 / DM1000

Product	Description	Reference	Unit MRP [₹]
DM3210	Three phase Voltmeter CI0.5	30002965	3167
DM3110	Three phase Ammeter CI0.5	30002964	3167
DM1210	Single phase Voltmeter CI0.5	30002962	2149
DM1110	Single phase Ammeter CI0.5	30002961	2149
DM1310	Frequency meter CI0.2	30002963	1636

12. Just the Basics - Voltage / Ampere / Frequency Meters



12.1 EasyLogic™ DM3000 / DM1000

Accuracy

- > Volts & Amps - CI 0.5/CI1.0
- > Frequency - 0.2
- > True RMS values

Bright red LED Display

- > Full 4 Digits, 0.1% Resolution
- > 14mm height, 7 segment

User-friendly

- > Auto exit from setup
- > Elegant ergonomic design
- > Intuitive dual function key
- > Bright LED indicators - Kilo & Phase indications for measured value

Product	Description	Reference		Unit MRP [₹]
DM3210	Three phase Voltmeter CI0.5	30002462	☑	2581
DM3110	Three phase Ammeter CI0.5	30002461	☑	2581
DM3210	Three phase Voltmeter CI1.0	30002386	☑	2063
DM3110	Three phase Ammeter CI1.0	30002385	☑	2063
DM1210	Single phase Voltmeter CI0.5	30002460	☑	1747
DM1110	Single phase Ammeter CI0.5	30002459	☑	1747
DM1210	Single phase Voltmeter CI1.0	30002366	☑	1298
DM1110	Single phase Ammeter CI1.0	30002365	☑	1298
DM1310	Single phase Frequency CI0.2	30002367	☑	1298

* Conzerv is now EasyLogic™

Please contact Customer Care Center for Stockable and Non stockable status of references.

☑ NORMAL STOCK ITEMS

W.E.F. January 30th, 2023

Celebrating
25 YEARS OF
POWER
MONITORING
EXCELLENCE

Your **power network**
has a story to tell.
Meet the storyteller



PowerLogic™ ION9000

se.com/in



Purpose-built to keep your power reliable and efficient

EcoStruxure™ Power Monitoring Expert

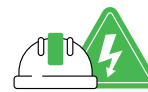
Power is critical to your operations. Disruptions impact productivity and safety. Wasted energy and equipment failures affect your bottom line. Grid systems are also becoming more dynamic and regulations more challenging. You need a way to reveal hidden risk and new opportunities.

Award-winning EcoStruxure™ Power Monitoring Expert (PME) simplifies management of complex power systems. It brings unique new capabilities that protect people and assets, keeps operations running and saves time and money. As a key element in an EcoStruxure Power solution, PME takes full advantage of IoT connectivity and distributed intelligence to help maximize your uptime and operational efficiency:

- Smart events and alarm clustering for intuitive filtering, searching and categorization of events and alarms
- Graphical timelines easily analyze event and alarm sequence, location and potential impact
- Advanced energy visualization – analysis tools calculate, model, forecast and track energy performance indicators (EnPIs)
- Compliant with IEC62443 cybersecurity standards, for even the most demanding IT environments



EcoStruxure Power Monitoring Expert drives performance with the next generation in power and energy management.



Help keep people and assets safer



Optimize business reliability and continuity



Maximize operational lifecycle efficiency



Simplify compliance

se.com/in



The power of a SCADA uniquely designed for critical power management

EcoStruxure™ Power Operation

No matter the size or complexity of your electrical system, you need reliable power 24/7. Every second of downtime in a power-critical facility means business interruption and financial loss, unsafe conditions and damaged reputations. Your team requires the ability to react and correct issues immediately for every potential risk.

EcoStruxure Power Operation is a SCADA system uniquely designed to help large electrical distribution applications in facilities like data centers, industrials, airports and electro-intensive operations maximize uptime, unite medium and low voltage networks and integrate mechanical monitoring.

Power availability

Reduce downtime caused by electrical outages for optimum continuity and reliability. Using machine-learning algorithms and automation, Power Operation improves situational awareness to speed analysis and reduces the time required for your operators and engineers to discover root causes.

Energy efficiency

Power Operation helps you set energy targets, track consumption and monitor performance. Create overall efficiencies to avoid peak penalties, identify bill errors and allocate energy costs. Real-time management and KPI reporting improve your operational efficiency.

Cybersecurity

Stay connected while protecting people, electrical assets and valuable, sensitive information. Power Operation's third-party cybersecurity certifications provide peace of mind to give you operational confidence and helping you avoid malicious threats and safety hazards.



SCADA system for real-time situational awareness and cyber-resilient solutions



Maximize power reliability and uptime



Boost operational efficiency



Improve confidence in operations and security

Life Is 

Schneider
Electric

Schneider Electric India Pvt. Ltd.

Corporate Office: 9th Floor, DLF Building No. 10, Tower C, DLF Cyber City, Phase II, Gurugram 122002 Haryana
Tel.: ++91 124 6899000 Fax: ++91 124 4222036/037

Ahmedabad
Schneider Electric India (P) Ltd.
1506-1507, 15th Floor Shapth-5
Opp.Karnavati Club, SG Highway,
Ahmedabad, Gujarat - 380015
Tel.: 079-66826701

Coimbatore
Schneider Electric India (P) Ltd.
Hanudev Info Tech Park, 6th Floor
Unit No. Block-C, SF No. 558/2
Udalyampalayam Road, Nava India
Coimbatore - 641028

Lucknow
Schneider Electric India (P) Ltd.
Summit, Plot No. TCG 3/3
6th Floor, 604A/B/C, Vibhuti Khand
Gomti Nagar, Lucknow
Uttar Pradesh - 226010
Tel.: 0522-3500334

Nashik
Schneider Electric India (P) Ltd.
401, 4th Floor, Rishi Raj Towers
Jehan Circle, Gangapur Road
Nashik - 422013
Tel.: 0253-2344333

Bengaluru
Schneider Electric India (P) Ltd.
No. 3/1, JP Techno Park
Mezzanine Floor, Millers Tank Bund
Road, Vasanth Nagar
Bengaluru - 560052
Tel.: 080-71481351

Hyderabad
Schneider Electric India (P) Ltd.
D.No. 1-8-271, # 401, Ashoka
Bhoopal Chambers, SP Road
Secunderabad - 500003
Tel.: 040-67219500

Ludhiana
Schneider Electric India (P) Ltd.
SCO 23, 2nd Floor,
Chandigarh Road, Sector 32
Ludhiana, Punjab -141010
Tel.: 0161- 5203011

New Delhi
Schneider Electric India (P) Ltd.
C-56, Mayapuri Industrial Area, Phase-2
New Delhi - 110064
Tel.: 011-61317400

Bhubaneswar
Schneider Electric India (P) Ltd.
Workloop Co-Working in the property Of-
fice No. 316, Esplanade One Mall
Rasulgarh, Bhubaneswar - 751010

Indore
Schneider Electric India (P) Ltd.
219, Dhan Trident Building
Vijay Nagar, A.B.Road
Indore - 452001

Mohali
Schneider Electric India (P) Ltd.
2nd Floor, Tower-A
Bestech Business Tower
Mega Information & Technology Park
Industrial Plot No.1, Phase IX
(Expansion), Mohali - 160059
Tel.: 0172-7198200

Pune
Schneider Electric India (P) Ltd.
Amar Caliber, CTS No 911, BMCC Road,
OFF F.C. Road, Deccan Gymkhana,
Shivaji Nagar, Pune - 411007
Tel.: 020-67492500

Chennai
Schneider Electric India (P) Ltd.
No: 29, 2nd Floor,
Bannari Amman Towers, B-Block
Dr. Radhakrishnan Road, Mylapore
Chennai - 600 004
Tel.:044-71912000

Jaipur
Schneider Electric India (P) Ltd.
Jaipur Business Centre 309
3rd Floor, Sangam Tower 190
Church Road, Jaipur - 302001
Tel.: 0141-2374810

Mumbai
Schneider Electric India (P)(Ltd)
Marwah House, 2nd Floor
Krishanlal Marwah Marg
Andheri (East), Mumbai - 400072
Tel.: 022-62280000

Vadodara
Schneider Electric India (P) Ltd.
Notus IT Park, 10th Floor, Block-D
Sarabhai Campus, Vadiwadi
Vadodara, Gujarat - 390017

Cochin
Schneider Electric India (P) Ltd.
Alapatt Properties Private Limited
(Trade Name : Centre A)
Main Door Number : 66/4971
(Old Door Number: 40/6584-H)
7th Floor Alapatt Heritage Building
MG Road Kochi - 682035

Kolkata
Schneider Electric (I) Pvt.Ltd,
BP-4, Sector-V, Technopolis
3rd Floor, Salt Lake City
Kolkata - 700 091
Tel.: 033-66576400

Nagpur
Schneider Electric India (P) Ltd.
6, Vasant Vihar Complex
W.H.C Road, Shankar Nagar
Nagpur - 440010
Tel.: 0712-2558581

Vishakhapatnam
Schneider Electric India (P) Ltd.
D.N.10-1-43, 1st Floor
Ratnam's Business Centre,
Siripuram Fort, C.B.M.Compound
Visakhapatnam - 530016
Tel.: 0891-6675500

Customer Care Centre

Monday-Saturday, 9 a.m. to 8 p.m.
Toll-free numbers: 1800 419 4272, 1800 103 0011
Email: customercare.in@schneider-electric.com

For more information, visit our website at: www.se.com/in

- All Prices are in Indian Rupees.
- Prices are subject to change without prior notice.
- Product evolution is a continuous process and Schneider Electric reserves the right to modify/withdraw any product at any time without prior notice.
- Prices charged will be as prevailing on the date of dispatch.
- Invoice Amount = (MRP – less Applicable discount) + Applicable GST %
- Tax incidence on invoices is basis applicable GST rates.
- Invoice amount not to exceed MRP.
- Product pictures shown are for illustration purpose only, actual product may vary.

Distributor