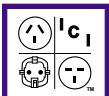


SECTION N

HIGH TEMPERATURE DEVICES



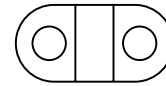
DIN 49490 16 Ampere 250 Volt Devices	Pages 174, 175
High Temperature Cordage	Page 175
DIN 49458 A/B 16 Ampere 250 Volt Devices	Page 176
DIN 49458 B 16 Ampere 250 Volt Devices	Page 177
DIN 49458 (VDE 035) 10 Ampere 250 Volt Devices	Page 178



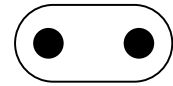
DIN 49490 CONNECTORS

2 Pole 3 Wire Grounding









10 Ampere 250 Volt DC / 16 Ampere 250 Volt AC, 200°C



CONNECTOR



INLET

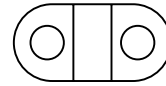
		Catalog Number	Drawing	Description
		111-10120	Pg. 181	Heater inlet connector , porcelain terminal base, metal shell. 10 ampere 250 volt DC / 16 ampere 250 volt AC.
111-10120	111-10120-INT	111-10120-INT	N/A	Terminal block complete for connector No. 111-10120.
		111-10120-MS	N/A	Metal shell only for connector No. 111-10120.
111-10120-MS	111-10130	111-10130	Pg. 181	Heater inlet with box , porcelain terminal base, metal shell. 10 ampere 250 volt DC / 16 ampere 250 volt AC.
		111-10135	Pg. 181	Angle heater inlet with box , porcelain terminal base, metal shell. 10 ampere 250 volt DC / 16 ampere 250 volt AC.
111-10135	111-10136	111-10136	Pg. 181	Angle heater inlet with box , porcelain terminal base, metal shell. 10 ampere 250 volt DC / 16 ampere 250 volt AC.
		111-10340	Pg. 183	Connector body, straight , rubber cover, silicone body, rated 200°C continuous, 300°C short term. 10 ampere 250 volt DC / 16 ampere 250 volt AC.
111-10340	111-10345	111-10345	Pg. 183	Connector body, angle , rubber cover, silicone body, rated 200°C continuous, 300°C short term. 10 ampere 250 volt DC / 16 ampere 250 volt AC.




DIN 49490 CONNECTORS

2 Pole 3 Wire Grounding






10 Ampere 250 Volt DC / 16 Ampere 250 Volt AC, 200°C



CONNECTOR



INLET

Description	Catalog Number	Drawing		
Connector body, straight , porcelain terminal base, metal shell with compression cord grip. 25 ampere 380 volt AC.	111-10140	Pg. 181		
			111-10140	111-10145
Connector body, angle type , porcelain terminal base, metal shell with compression cord grip. 25 ampere 380 volt AC.	111-10145	Pg. 181		
Connector body, straight , plastic cover. 155°C, 10 ampere 250 volt AC.	111-10110	Pg. 181		
			111-10110	111-10115
Connector body, angle type , plastic cover. 155°C, 10 ampere 250 volt AC.	111-10115	Pg. 181		
Terminal block complete for connector bodies Nos. 111-10140 and 111-10145.	111-10140-INT	N/A		
			111-10140-INT	

HIGH TEMPERATURE CORDAGE

Silicone Insulation, Silicone Jacket

Tinned Copper Conductors, 500 Volt -60°C to +180°C

Description

17 AWG (32/32) 1.0 mm², 3 conductor, nominal O.D. 0.291"

16 AWG (30/30) 1.5 mm², 3 conductor, nominal O.D. 0.315"

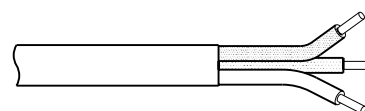
14 AWG (50/30) 2.5 mm², 3 conductor, nominal O.D. 0.354"

Catalog No.

46008

46014

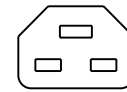
46020




DIN 49458 A/B, CEE CONNECTORS

2 Pole 3 Wire Grounding









16 Ampere 250 Volt, 200°C



CONNECTOR



INLET


		Catalog Number	Drawing	Description
		111-10410	Pg. 183	Heater inlet connector , porcelain terminal base, metal shell, screw terminals.
111-10410	111-10415	111-10415	Pg. 183	Heater inlet connector , porcelain terminal base, metal shell, 1/4" quick connect terminals.
		111-10430	Pg. 183	Heater inlet with box , porcelain terminal base, metal shell, screw terminals.
111-10430	111-10435	111-10435	Pg. 183	Heater inlet with box , porcelain terminal base, metal shell, screw terminals with locking bale. Locking bale secures connector bodies Nos. 111-10450 and 111-10445 to prevent accidental disconnects.
		111-10450	Pg. 184	Connector body , straight, porcelain terminal base, plastic cover. Rated up to 155°C.
111-10450	111-10445	111-10445	Pg. 183	Connector body , straight, rubber / silicone. Rated 200°C continuous, 300°C short term.
		111-10455	Pg. 184	Connector body , angle type, rubber / silicone. Rated 200°C continuous, 300°C short term.
111-10455	111-10500	111-10500	Pg. 184	Appliance plug , rubber / silicone. Rated 200°C continuous, 300°C short term. Mates with connector bodies Nos. 111-10445, 111-10450, 111-10455, 111-10150 and 111-10155.










DIN 49458 B CONNECTORS

2 Pole 3 Wire Grounding

16 Ampere 250 Volt, 200°C




Description	Catalog Number	Drawing		
Heater inlet connector , porcelain terminal base, metal shell, screw terminals.	111-10160	Pg. 182		
			111-10160	111-10165
Heater inlet connector , porcelain terminal base, metal shell, 1/4" quick connect terminals.	111-10165	Pg. 182		
Heater inlet connector , porcelain terminal base, metal shell, screw terminals.	111-10170	Pg. 182		
			111-10170	111-10175
Angle heater inlet with box , porcelain terminal base, metal shell.	111-10175	Pg. 182		
Connector body, straight , porcelain terminal base, plastic cover. Rated up to 155°C.	111-10150	Pg. 181		
			111-10150	111-10155
Connector body, angle type , porcelain terminal base, plastic cover. Rated up to 155°C.	111-10155	Pg. 181		
Locking bale . Secures connector bodies Nos. 111-10150, 111-10155, 111-10445, 111-10450 and 111-10455 to inlets Nos. 111-10160, 111-10165, 111-10170, 111-10175, 111-10410 and 111-10415. Prevents accidental disconnects.	111-10190	Pg. 182		
			111-10190	











DIN 49458 (VDE 035) CONNECTORS

2 Pole 3 Wire Grounding

10 Ampere 250 Volt, 155°C



		Catalog Number	Drawing	Description
		111-10200	Pg. 182	Heater inlet connector , flush mount, screw terminals.
111-10200	111-10205	111-10205	Pg. 182	Heater inlet connector , surface mount, screw terminals.
		111-10210	Pg. 182	Heater inlet with box , straight type.
111-10210	111-10215	111-10215	Pg. 182	Heater inlet with box , straight type.
		111-10220	Pg. 182	Heater inlet with box , angle type.
111-10220	111-10225	111-10225	Pg. 183	Heater inlet with box , angle type.
		111-10235	Pg. 183	Connector body , straight type.
111-10235	111-10240	111-10240	Pg. 183	Connector body , angle type.

